



State Pollutant Discharge Elimination System (SPDES) DISCHARGE PERMIT

SIC Code:	6513	NAICS Code:	531110	SPDES Number:	NY0312975
Discharge Class (CL):	04	DEC Number:	9-1430-00392/00001		
Toxic Class (TX):	N	Effective Date (EDP):			
Major-Sub Drainage Basin:	01 - 01	Expiration Date (ExDP):			
Water Index Number:	118	Item No.:	837 - 117	Modification Dates (EDPM):	
Compact Area:	IJC				

This SPDES permit is issued in compliance with Title 8 of Article 17 of the Environmental Conservation Law of New York State and in compliance with the Clean Water Act, as amended, (33 U.S.C. '1251 et.seq.)

PERMITTEE NAME AND ADDRESS					
Name:	Angela's House LLC			Attention:	Nicholaus Filbert
Street:	590 Doat Street			State:	NY Zip Code: 14211
City:	Cheektowaga			Phone:	716-847-1635
Email:	Nicholaus.filbert@ccwny.org				

is authorized to discharge from the facility described below:

FACILITY NAME, ADDRESS, AND PRIMARY OUTFALL										
Name:	Angela's House LLC									
Address / Location:	590 Doat Street						County:	Erie		
City:	Cheektowaga				State:	NY		Zip Code:	14211	
Facility Location:	Latitude:	42 °	54 '	41 " N	& Longitude:	78 °	47 '	54 " W		
Primary Outfall No.:	Latitude:	42 °	54 '	41 " N	& Longitude:	78 °	47 '	54 " W		
Wastewater Description:	Cooling Tower Condensate	Receiving Water:	Scajaquada Creek	NAICS:	531110	Class:	C	Standard:	C	

in accordance with: effluent limitations; monitoring and reporting requirements; other provisions and conditions set forth in this permit; and 6 NYCRR Part 750-1 and 750-2.

This permit and the authorization to discharge shall expire on midnight of the expiration date shown above and the permittee shall not discharge after the expiration date unless this permit has been renewed or extended pursuant to law. To be authorized to discharge beyond the expiration date, the permittee shall apply for permit renewal not less than 180 days prior to the expiration date shown above.

DISTRIBUTION:

BWP Permit Coordinator (permit.coordinator@dec.ny.gov)
 BWP Permit Writer
 RWE
 RPA
 EPA Region II (Region2_NPDES@epa.gov)

Permit Administrator:		
Address:	700 Delaware Avenue Buffalo, NY 14209	
Signature	Date	

DEFINITIONS

TERM	DEFINITION
7-Day Geo Mean	The highest allowable geometric mean of daily discharges over a calendar week.
7-Day Average	The average of all daily discharges for each 7-days in the monitoring period. The sample measurement is the highest of the 7-day averages calculated for the monitoring period.
12-Month Rolling Average (12 MRA)	The current monthly value of a parameter, plus the sum of the monthly values over the previous 11 months for that parameter, divided by the number of months for which samples were collected in the 12-month period.
30-Day Geometric Mean	The highest allowable geometric mean of daily discharges over a calendar month, calculated as the antilog of: the sum of the log of each of the daily discharges measured during a calendar month divided by the number of daily discharges measured during that month.
Action Level	Action level means a monitoring requirement characterized by a numerical value that, when exceeded, triggers additional permittee actions and department review to determine if numerical effluent limitations should be imposed.
Compliance Level / Minimum Level	A compliance level is an effluent limitation. A compliance level is given when the water quality evaluation specifies a Water Quality Based Effluent Limit (WQBEL) below the Minimum Level. The compliance level shall be set at the Minimum Level (ML) for the most sensitive analytical method as given in 40 CFR Part 136, or otherwise accepted by the Department.
Daily Discharge	The discharge of a pollutant measured during a calendar day or any 24-hour period that reasonably represents the calendar day for the purposes of sampling. For pollutants expressed in units of mass, the 'daily discharge' is calculated as the total mass of the pollutant discharged over the day. For pollutants with limitations expressed in other units of measurement, the 'daily discharge' is calculated as the average measurement of the pollutant over the day.
Daily Maximum	The highest allowable Daily Discharge.
Daily Minimum	The lowest allowable Daily Discharge.
Effective Date of Permit (EDP or EDPM)	The date this permit is in effect.
Effluent Limitations	Effluent limitation means any restriction on quantities, quality, rates and concentrations of chemical, physical, biological, and other constituents of effluents that are discharged into waters of the state.
Expiration Date of Permit (ExDP)	The date this permit is no longer in effect.
Instantaneous Maximum	The maximum level that may not be exceeded at any instant in time.
Instantaneous Minimum	The minimum level that must be maintained at all instants in time.
Monthly Average	The highest allowable average of daily discharges over a calendar month, calculated as the sum of each of the daily discharges measured during a calendar month divided by the number of daily discharges measured during that month.
Outfall	The terminus of a sewer system, or the point of emergence of any waterborne sewage, industrial waste or other wastes or the effluent therefrom, into the waters of the State.
Range	The minimum and maximum instantaneous measurements for the reporting period must remain between the two values shown.
Receiving Water	The classified waters of the state to which the listed outfall discharges.
Sample Frequency / Sample Type / Units	See NYSDEC's "DMR Manual for Completing the Discharge Monitoring Report for the SPDES" for information on sample frequency, type and units.

PERMIT LIMITS, LEVELS AND MONITORING

OUTFALL	DESCRIPTION	RECEIVING WATER	EFFECTIVE	EXPIRING
001	Cooling Tower Condensate	Scajaquada Creek	EDP	ExDP

PARAMETER	EFFLUENT LIMITATION					MONITORING REQUIREMENTS				FN
	Type	Limit	Units	Limit	Units	Sample Frequency	Sample Type	Location		
								Inf.	Eff.	
Flow	Daily Maximum	Monitor	gpd			Continuous	Estimate		X	
pH	Daily Minimum	6.5	SU			Monthly	Grab		X	
	Daily Maximum	8.5	SU							
Total Suspended Solids (TSS)	Monthly Average	20	mg/L			Monthly	Grab		X	
Total Suspended Solids (TSS)	Daily Maximum	40	mg/L			Monthly	Grab		X	
Total Residual Chlorine (TRC)	Daily Maximum	.03	mg/L			Monthly	Grab		X	1

FOOTNOTES:

1. Sampling and reporting for total residual chlorine is only necessary if chlorine is used for disinfection, elsewhere in the treatment process, or the facility otherwise has reasonable potential to discharge chlorine. Otherwise, the permittee shall report NODI-9 on the DMR.

DISCHARGE NOTIFICATION REQUIREMENTS

- (a) The permittee shall install and maintain identification signs at all outfalls to surface waters listed in this permit, unless the Permittee has obtained a waiver in accordance with the Discharge Notification Act (DNA). Such signs shall be installed before initiation of any new discharge location.
- (b) Subsequent modifications to or renewal of this permit does not reset or revise the deadline set forth in (a) above, unless a new deadline is set explicitly by such permit modification or renewal.
- (c) The Discharge Notification Requirements described herein do not apply to outfalls from which the discharge is composed exclusively of storm water, or discharges to ground water.
- (d) The sign(s) shall be conspicuous, legible and in as close proximity to the point of discharge as is reasonably possible while ensuring the maximum visibility from the surface water and shore. The signs shall be installed in such a manner to pose minimal hazard to navigation, bathing or other water related activities. If the public has access to the water from the land in the vicinity of the outfall, an identical sign shall be posted to be visible from the direction approaching the surface water.

The signs shall have **minimum** dimensions of eighteen inches by twenty-four inches (18" x 24") and shall have white letters on a green background and contain the following information:

<p>N.Y.S. PERMITTED DISCHARGE POINT</p> <p>SPDES PERMIT No.: NY _____</p> <p>OUTFALL No. : _____</p> <p>For information about this permitted discharge contact:</p> <p>Permittee Name: _____</p> <p>Permittee Contact: _____</p> <p>Permittee Phone: () - ### - #####</p> <p>OR:</p> <p>NYSDEC Division of Water Regional Office Address:</p> <p>NYSDEC Division of Water Regional Phone: () - ### - #####</p>

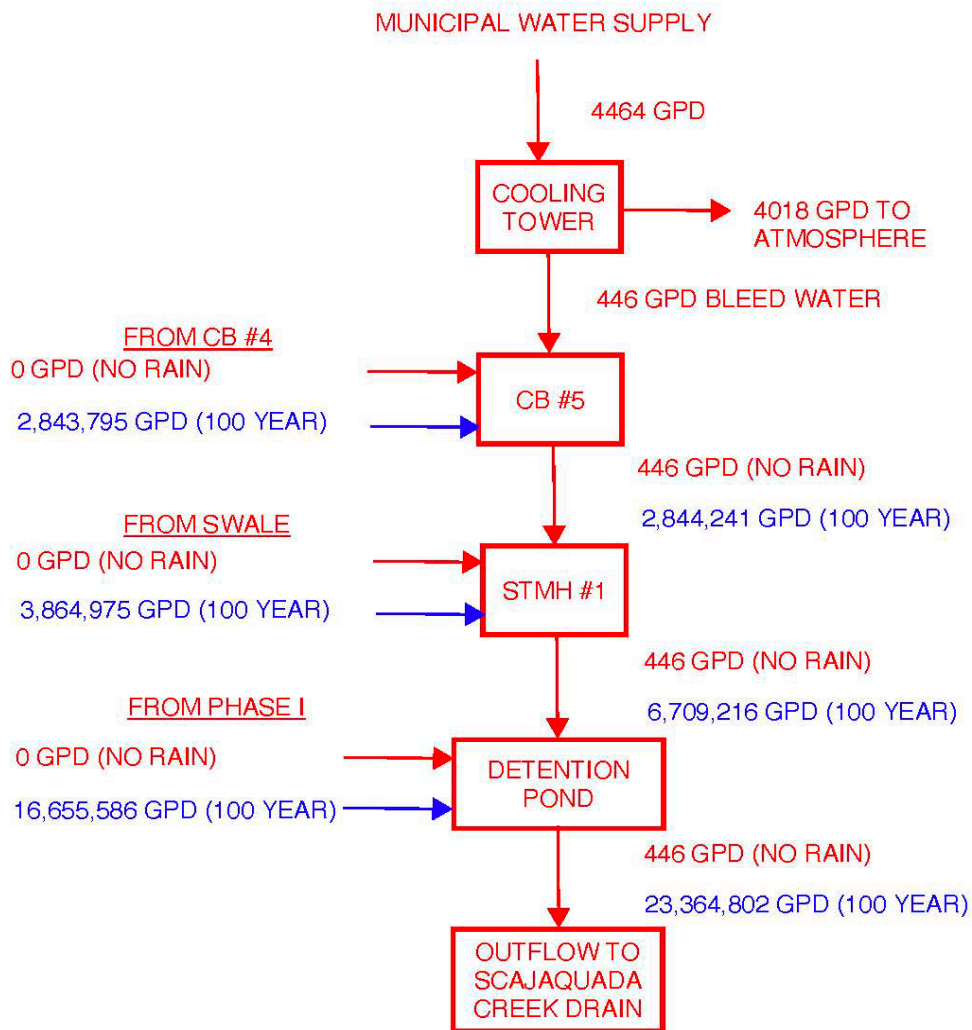
- (e) Upon request, the permittee shall make available electronic or hard copies of the sampling data to the public. In accordance with the RECORDING, REPORTING AND ADDITIONAL MONITORING REQUIREMENTS page of your permit, each DMR shall be maintained (either electronically or as a hard copy) on record for a period of five years.
- (f) The permittee shall periodically inspect the outfall identification sign(s) in order to ensure they are maintained, are still visible, and contain information that is current and factually correct. Signs that are damaged or incorrect shall be replaced within 3 months of inspection.

MONITORING LOCATIONS

The permittee shall take samples and measurements, to comply with the monitoring requirements specified in this permit, at the locations(s) specified below:

Influent: None

Effluent: At the end of the pipe prior to the stormwater catch basin



GENERAL REQUIREMENTS

- A. The regulations in 6 NYCRR Part 750 are hereby incorporated by reference and the conditions are enforceable requirements under this permit. The permittee shall comply with all requirements set forth in this permit and with all the applicable requirements of 6 NYCRR Part 750 incorporated into this permit by reference, including but not limited to the regulations in paragraphs B through H as follows:
- B. General Conditions
- | | |
|--|---|
| 1. Duty to comply | 6 NYCRR 750-2.1(e) & 2.4 |
| 2. Duty to reapply | 6 NYCRR 750-1.16(a) |
| 3. Need to halt or reduce activity not a defense | 6 NYCRR 750-2.1(g) |
| 4. Duty to mitigate | 6 NYCRR 750-2.7(f) |
| 5. Permit actions | 6 NYCRR 750-1.1(c), 1.18, 1.20 & 2.1(h) |
| 6. Property rights | 6 NYCRR 750-2.2(b) |
| 7. Duty to provide information | 6 NYCRR 750-2.1(i) |
| 8. Inspection and entry | 6 NYCRR 750-2.1(a) & 2.3 |
- C. Operation and Maintenance
- | | |
|-----------------------------------|--------------------------------------|
| 1. Proper Operation & Maintenance | 6 NYCRR 750-2.8 |
| 2. Bypass | 6 NYCRR 750-1.2(a)(17), 2.8(b) & 2.7 |
| 3. Upset | 6 NYCRR 750-1.2(a)(94) & 2.8(c) |
- D. Monitoring and Records
- | | |
|---------------------------|--|
| 1. Monitoring and records | 6 NYCRR 750-2.5(a)(2), 2.5(a)(6), 2.5(c)(1), 2.5(c)(2), & 2.5(d) |
| 2. Signatory requirements | 6 NYCRR 750-1.8 & 2.5(b) |
- E. Reporting Requirements
- | | |
|---|-----------------------------------|
| 1. Reporting requirements for non-POTWs | 6 NYCRR 750-2.5, 2.6, 2.7, & 1.17 |
| 2. Anticipated noncompliance | 6 NYCRR 750-2.7(a) |
| 3. Transfers | 6 NYCRR 750-1.17 |
| 4. Monitoring reports | 6 NYCRR 750-2.5(e) |
| 5. Compliance schedules | 6 NYCRR 750-1.14(d) |
| 6. 24-hour reporting | 6 NYCRR 750-2.7(c) & (d) |
| 7. Other noncompliance | 6 NYCRR 750-2.7(e) |
| 8. Other information | 6 NYCRR 750-2.1(f) |
- F. Sludge Management
- The permittee shall comply with all applicable requirements of 6 NYCRR Part 360.
- G. SPDES Permit Program Fee
- The permittee shall pay to the Department an annual SPDES permit program fee within 30 days of the date of the first invoice, unless otherwise directed by the Department, and shall comply with all applicable requirements of ECL 72-0602 and 6 NYCRR Parts 480, 481 and 485. Note that if there is inconsistency between the fees specified in ECL 72-0602 and 6 NYCRR Part 485, the ECL 72-0602 fees govern.
- H. Water Treatment Chemicals (WTCs)
- New or increased use and discharge of a WTC requires prior Department review and authorization. At a minimum, the permittee must notify the Department in writing of its intent to change WTC use by submitting a completed *WTC Notification Form* for each proposed WTC. The Department will review that submittal and determine if a SPDES permit modification is necessary or whether WTC review and authorization may proceed outside of the formal permit administrative process. The majority of WTC authorizations do not require SPDES permit modification. In any event, use and discharge of a WTC shall not proceed without prior authorization from the Department. Examples of WTCs include biocides, coagulants, conditioners, corrosion inhibitors, defoamers, deposit control agents, flocculants, scale inhibitors, sequestrants, and settling aids.
1. WTC use shall not exceed the rate explicitly authorized by this permit or otherwise authorized by the Department.
 2. The permittee shall maintain a logbook of all WTC use, noting for each WTC the date, time, exact location, and amount of each dosage, and, the name of the individual applying or measuring the chemical. The logbook must also document that adequate process controls are in place to ensure excessive levels of WTCs are not used.
 3. The permittee shall submit a completed WTC Annual Report Form each year that they use and discharge WTCs. This form shall be submitted in electronic format and attached to either the December DMR or the annual monitoring report required below. The *WTC Notification Form and WTC Annual Report Form* are available from the Department's website at: <http://www.dec.ny.gov/permits/93245.html>

RECORDING, REPORTING AND ADDITIONAL MONITORING REQUIREMENTS

- A. The monitoring information required by this permit shall be retained for a period of at least five years from the date of the sampling for subsequent inspection by the Department or its designated agent.
- B. Annual SPDES Monitoring Reports: An annual report shall be submitted to the Department by February 1st each year. The report shall summarize information for January to December of the previous year and shall be submitted electronically, or in hardcopy format, utilizing the SPDES Annual Report Form available on the Department's website.

Hard copy submission of the Annual Report shall be submitted to the Regional Water Engineer at the address below:

Department of Environmental Conservation
Regional Water Engineer, Region 9
700 Delaware Avenue, Buffalo, NY 14209

C. Schedule of Additional Submittals:

The permittee shall submit the following information to the Regional Water Engineer and to the Bureau of Water Permits, unless otherwise instructed:

Outfall(s)	SCHEDULE OF ADDITIONAL SUBMITTALS - Required Action	Due Date
001	<u>WATER TREATMENT CHEMICAL (WTC) ANNUAL REPORT FORM</u> The permittee shall submit a completed WTC Annual Report Form each year that Water Treatment Chemicals are used. The form shall be submitted with the annual monitoring report.	February 1 annually

- D. Monitoring and analysis shall be conducted using sufficiently sensitive test procedures approved under 40 CFR Part 136, unless other test procedures have been specified in this permit.
- E. More frequent monitoring of the discharge(s), monitoring point(s), or waters of the State than required by the permit, where analysis is performed by a certified laboratory or where such analysis is not required to be performed by a certified laboratory, shall be included in the calculations and recording of the data on the corresponding annual report.
- F. Calculations which require averaging of measurements shall utilize an arithmetic mean unless otherwise specified in this permit.
- G. Any laboratory test or sample analysis required by this permit for which the State Commissioner of Health issues certificates of approval pursuant to section 502 of the Public Health Law shall be conducted by a laboratory which has been issued a certificate of approval. Inquiries regarding laboratory certification should be directed to the New York State Department of Health, Environmental Laboratory Accreditation Program.

Permittee: Angela's House LLC
Facility: Angela's House LLC
SPDES Number: NY0312975
USEPA Non-Major/Class 04 Industrial

Date: January 4, 2024 v.1.21
Permit Writer: Denine N. Jackson
Water Quality Reviewer: Aslam Mirza
Full Technical Review

SPDES Permit Fact Sheet

Angela's House LLC

NY0312975



Contents

Summary of Permit Changes	3
Administrative History	3
Facility Information	3
Site Overview	4
Existing Effluent Quality	4
Receiving Water Information	4
Critical Receiving Water Data & Mixing Zone	5
Permit Requirements	6
USEPA Effluent Limitation Guidelines (ELGs) Applicable to Facility	6
Whole Effluent Toxicity (WET) Testing	6
Antidegradation	6
Discharge Notification Act Requirements	6
Best Management Practices (BMPs) for Industrial Facilities	6
OUTFALL AND RECEIVING WATER SUMMARY TABLE	7
Appendix: Regulatory and Technical Basis of Permit Authorizations	9
Regulatory References	9
Outfall and Receiving Water Information	9
Interstate Water Pollution Control Agencies	10
Existing Effluent Quality	10
Permit Requirements	10

Summary of Permit Changes

A new State Pollutant Discharge Elimination System (SPDES) permit has been drafted for the Angela's House LLC.

This fact sheet summarizes the information used to determine the effluent limitations (limits) and other conditions contained in the permit. General background information including the regulatory basis for the effluent limitations and other conditions are in the [Appendix](#) linked throughout this fact sheet.

Administrative History

9/21/2023 The Angela's House LLC submitted a complete NY-2C permit application.

The Notice of Complete Application, published in the [Environmental Notice Bulletin](#) and newspapers, contains information on the public notice process.

Facility Information

This is a senior housing facility (SIC code 6513) that proposes to discharge cooling tower condensation water at an average flow of 146 gallons per day (gpd) and peak flow of 446 gpd. The cooling tower system was constructed in 2023 to provide air conditioning to building residents.

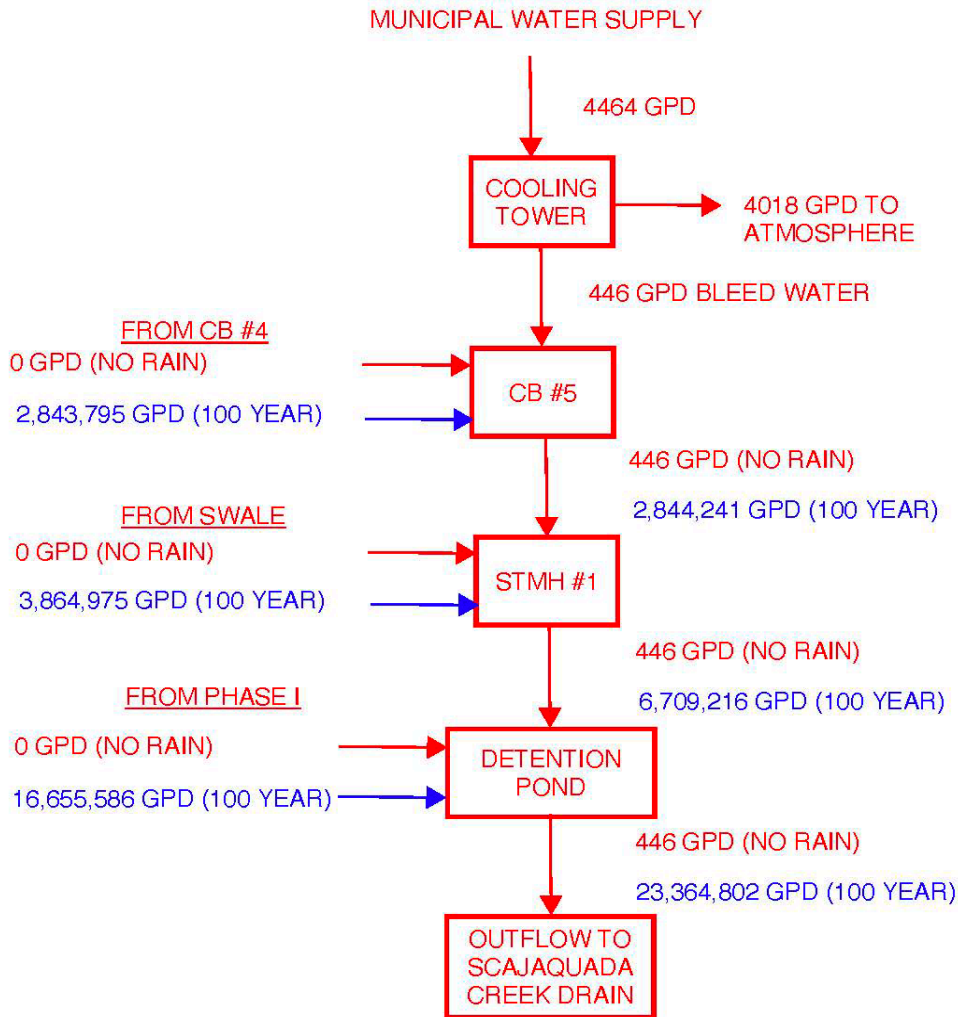
Several Water Treatment Chemicals (WTCs) are proposed to be used in the cooling tower, including two scale and corrosion inhibitors, a biocide, and a pH adjuster.

The effluent will discharge at the base of the cooling tower, where it will be directed to the edge of the platform and discharge into a storm drain. From there the effluent will be discharged from the storm drain into a stormwater pond. If/when the stormwater pond capacity is reached, the flow will travel via a ditch to the Scajaquada Creek.

The facility does not have any planned improvements.

A water balance diagram is shown on the next page.

Site Overview



Existing Effluent Quality

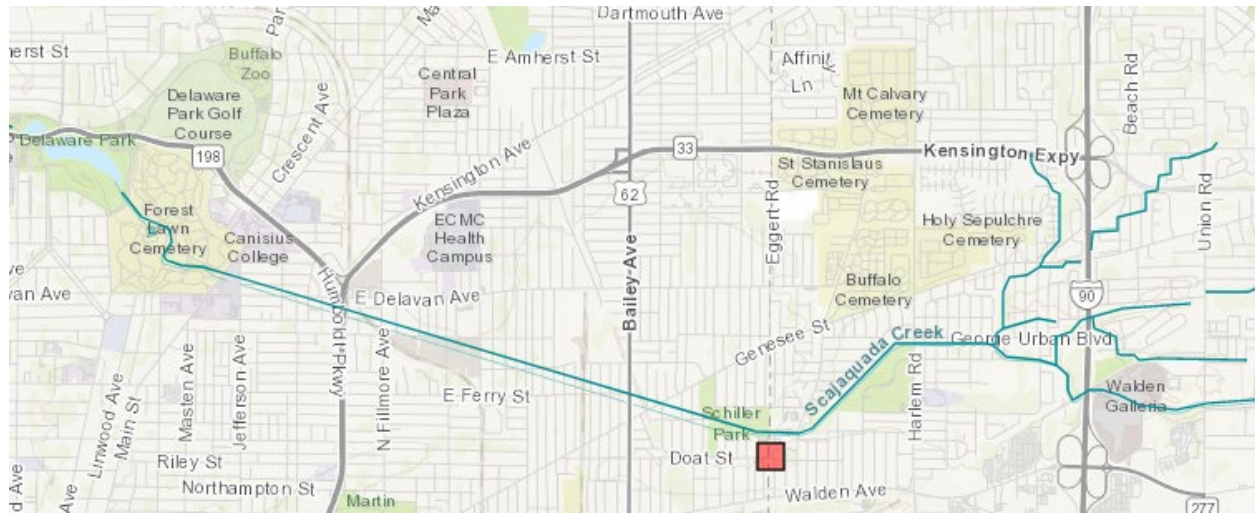
The [Pollutant Summary Table](#) presents the existing effluent quality and effluent limitations. The existing effluent quality was determined from the application submitted by the permittee. [Appendix Link](#)

Receiving Water Information

The facility proposes to discharge via the following outfall:

Outfall No.	SIC Code	Wastewater Type	Receiving Water
001	6513	Cooling Tower Condensate	Scajaquada Creek, Class C

Reach Description: This reach is Middle Scajaquada Creek, which runs through and densely developed portions of the Town of Cheektowaga and the City of Buffalo downstream, as shown in the image below.



Source: DECinfo Locator

See the [Outfall and Receiving Water Summary Table](#) and [Appendix](#) for additional information.

The Scajaquada Creek segment (PWL No. 0101-0033) was first listed on the 2010 [New York State Section 303\(d\) List](#) of Impaired/TMDL Waters as impaired due to dissolved oxygen, fecal coliform, and phosphorus from CSOs and urban runoff. The segment continues to be listed as of the 2020 NYS Section 303(d) List. A TMDL has not been developed to address the impairment and, therefore, there are no applicable wasteload allocations (WLAs) for this facility.

Critical Receiving Water Data & Mixing Zone

The low flow condition for the Scajaquada Creek was obtained from USGS gage station 04216200 - Scajaquada Creek at Buffalo. The 7Q10 flow and drainage area at the gage were found from the USGS Hydrologic Toolbox. Since the discharge location is close to the gage station, hence 7Q10 flow at the gage station could be used for developing dilutions.

1Q10 flow = 1.184 CFS

7Q10 flow = 1.538 CFS

30Q10 flow= 3.10 CFS

Based upon the information provided herein, it is obvious that the outfall pipe is not submerged and is located on the bank of the Scajaquada Creek. For this discharge condition, the effluent will flow over the bank of stream and then ultimately mix with stream water along the shoreline due to low momentum. The high velocity of the stream with respect to the effluent discharge plume will prevent the effluent from mixing with the major portion of the stream water and consequently will limit the potential for high dilution. Also, as the plume travels downstream along the shoreline, it could impact the benthic aquatic life. Therefore, dilution is limited to 5:1 for the protection of acute, chronic, and human, aesthetic and wildlife using best professional judgement. The CORMIX model cannot be used for determining dilution for such a discharge scenario.

Outfall No.	Acute Dilution Ratio A(A)	Chronic Dilution Ratio A(C)	Human, Aesthetic, Wildlife Dilution Ratio (HEW)	Basis
001	5:1	5:1	5:1	BPJ

Critical receiving water data are listed in the [Pollutant Summary Table](#) at the end of this fact sheet. [Appendix Link](#)

Permit Requirements

The technology based effluent limitations ([TBELs](#)), water quality-based effluent limitations ([WQBELs](#)), [Existing Effluent Quality](#) and a discussion of the selected effluent limitation for each pollutant present in the discharge are provided in the [Pollutant Summary Table](#).

USEPA Effluent Limitation Guidelines (ELGs) Applicable to Facility

Best Practicable Control Technology Currently Available (BPT), Best Conventional Pollutant Control Technology (BCT), Best Available Technology Economically Achievable (BAT), and New Source Performance Standards (NSPS) limitations are based on [Effluent Limitation Guidelines](#) developed by USEPA for specific industries¹. For this facility there are no promulgated effluent guidelines. [Appendix Link](#)

Whole Effluent Toxicity (WET) Testing

None of the seven criteria that are indicative of potential toxicity are applicable to this facility; therefore, WET testing is not included in the permit. [Appendix Link](#)

Antidegradation

The permit contains effluent limitations which ensure that the best usages of the receiving waters will be maintained. The Notice of Complete Application published in the Environmental Notice Bulletin contains information on the State Environmental Quality Review (SEQR)² determination. [Appendix Link](#)

Discharge Notification Act Requirements

In accordance with the Discharge Notification Act (ECL 17-0815-a), the permittee is required to post a sign at each point of wastewater discharge to surface waters, unless a waiver is obtained.

Additionally, the permit contains a requirement to make the DMR sampling data available to the public upon request.

Best Management Practices (BMPs) for Industrial Facilities

In accordance with 6 NYCRR 750-1.14(f) and 40 CFR 122.44(k), the permittee is required to develop and implement a BMP plan that prevents, or minimizes the potential for, the release of toxic or hazardous pollutants to state waters. The BMP plan requires annual review by the permittee.

¹ As promulgated under 40 CFR Parts 405 - 471

² As prescribed by 6 NYCRR Part 617

OUTFALL AND RECEIVING WATER SUMMARY TABLE

Outfall	Latitude	Longitude	Receiving Water Name	Water Class	Water Index No. / Priority Waterbody Listing (PWL) No.	Major / Sub Basin	Hardness (mg/l)	1Q10 (CFS)	7Q10 (CFS)	30Q10 (CFS)	Critical Effluent Flow (MGD)	Dilution Ratio		
												A(A)	A(C)	HEW
001	42° 54' 41" N	78° 47' 54" W	Scajaquada Creek	C	Ont 158-15 PWL: 0101-003	Lake Erie/ Niagara River	-	1.184	1.534	3.10	0.000446	5:1 (BPJ)* Bank discharge		

*- If the outfall is extended to the deepest part of the Scajaquada Creek to achieve rapid and complete mixing, then acute dilution of up to 50% of critical low flow and chronic dilution of up to 100% of critical low flow would be applicable per TOGS 1.3.1.

POLLUTANT SUMMARY TABLE: Outfall 001

Outfall #	Description of Wastewater: Condensate																
	Type of Treatment: Water Treatment Chemical (WTC) dosing																
Effluent Parameter	Units	Averaging Period	Existing Discharge Data			TBELs		Water Quality Data & WQBELs						ML	Basis for Permit Requirement		
			Permit Limit	Existing Effluent Quality ³	# of Data Points Detects / Non-Detects	Limit	Basis	Ambient Bkgd. Conc.	Projected Instream Conc.	WQ Std. or GV	WQ Type	Calc. WQBEL	Basis for WQBEL				
General Notes: All applicable water quality standards were reviewed for development of the WQBELs. The standard and WQBEL shown below represent the most stringent.																	
Flow Rate	GPD	Daily Max	-	446 Actual Max	-	Monitor	Design Flow	No alterations that will impair the waters for their best usages.						703.2	-	Monitor	
	Flow will continue to be monitored for informational purposes and to calculate pollutant loadings.																
pH	SU	Minimum	-	-	-	6.0	TOGS 1.2.1	-	-	6.5 – 8.5 703.3	Range	-	-	-	TBEL		
		Maximum	-	-	-	9.0		Consistent with TOGS 1.2.1, TBELs reflect the available treatment technology listed in Attachment C. Given the available dilution, an effluent limitation equal to the TBEL is protective of the WQS.									
Temperature	°F	Daily Max	-	-	-	-	-	-	The water temperature at the surface of a stream shall not be raised to more than 90F at any point. 704.2						-	-	WQBEL
		The discharge is a thermal discharge consisting of (mainly) non-contact cooling water (NCCW). To achieve standards specified in 6 NYCRR Part 704, an effluent temperature limit of 90°F is specified.															

³ Existing Effluent Quality: Daily Max = 99% lognormal; Monthly Avg = 95% lognormal (for datasets with ≤3 nondetects); Daily Max = 99% delta-lognormal; Monthly Avg = 95% delta-lognormal (for datasets with >3 nondetects)

Permittee: Angela's House LLC
 Facility: Angela's House LLC
 SPDES Number: NY0312975
 USEPA Non-Major/Class 04 Industrial

Date: January 4, 2024 v.1.21
 Permit Writer: Denine N. Jackson
 Water Quality Reviewer: Aslam Mirza
 Full Technical Review

Outfall #	001	Description of Wastewater: Condensate													
		Type of Treatment: Water Treatment Chemical (WTC) dosing													
Effluent Parameter	Units	Averaging Period	Existing Discharge Data			TBELs		Water Quality Data & WQBELs						ML	Basis for Permit Requirement
			Permit Limit	Existing Effluent Quality ³	# of Data Points Detects / Non-Detects	Limit	Basis	Ambient Bkgd. Conc.	Projected Instream Conc.	WQ Std. or GV	WQ Type	Calc. WQBEL	Basis for WQBEL		
Total Suspended Solids (TSS)	mg/L	Monthly Avg	-	-	-	20	TOGS 1.2.1	-	None from sewage, industrial wastes or other wastes that will cause deposition or impair the waters for their best usages. 703.2	-	-	-	-	-	TBEL
		7 Day Avg	-	-	-	40	TOGS 1.2.1								
	lbs/d	Monthly Avg	-	-	-	-	-								
		7 Day Avg	-	-	-	-	-								
	% Rem	Minimum	-	-	-	-	40 CFR 133.102								
Consistent with TOGS 1.2.1, TBELs reflect the available treatment technology listed in Attachment C. Loading and percent removal requirements are not specified. Given the available dilution, an effluent limitation equal to the TBEL, and consistent with TOGS 1.3.3, is protective of water quality standards.															
Total Residual Chlorine (TRC)	mg/L	Daily Max	-	1.22	1	2.0	TOGS 1.2.1	-	0.005	0.005	A(C)	0.025	703.5	0.03	ML
Due to the low dilution, the calculated WQBEL is less than the TBEL and less than the minimum level of detection. Therefore, an effluent limitation equal to the minimum level of detection of 0.030 mg/L is appropriate.															

Appendix: Regulatory and Technical Basis of Permit Authorizations

The Appendix is meant to supplement the fact sheet for multiple types of SPDES permits. Portions of this Appendix may not be applicable to this specific permit.

Regulatory References

The provisions of the permit are based largely upon 40 CFR 122 subpart C and 6 NYCRR Part 750 and include monitoring, recording, reporting, and compliance requirements, as well as general conditions applicable to all SPDES permits. Below are the most common citations for the requirements included in SPDES permits:

- Clean Water Act (CWA) 33 section USC 1251 to 1387
- Environmental Conservation Law (ECL) Articles 17 and 70
- Federal Regulations
 - 40 CFR, Chapter I, subchapters D, N, and O
- State environmental regulations
 - 6 NYCRR Part 621
 - 6 NYCRR Part 750
 - 6 NYCRR Parts 700 - 704 – Best use and other requirements applicable to water classes
 - 6 NYCRR Parts 800 – 941 - Classification of individual surface waters
- NYSDEC water program policy, referred to as Technical and Operational Guidance Series (TOGS)
- USEPA Office of Water Technical Support Document for Water Quality-based Toxics Control, March 1991, Appendix E

The following is a quick guide to the references used within the fact sheet:

SPDES Permit Requirements	Regulatory Reference
Anti-backsliding	6 NYCRR 750-1.10(c)
Best Management Practices (BMPS) for CSOs	6 NYCRR 750-2.8(a)(2)
Environmental Benefits Permit Strategy (EBPS)	6 NYCRR 750-1.18, NYS ECL 17-0817(4), TOGS 1.2.2 (revised January 25,2012)
Exceptions for Type I SSO Outfalls (bypass)	6 NYCRR 750-2.8(b)(2), 40 CFR 122.41
Mercury Multiple Discharge Variance	Division of Water Program Policy 1.3.10 (DOW 1.3.10)
Mixing Zone and Critical Water Information	TOGS 1.3.1 & Amendments
PCB Minimization Program	40 CFR Part 132 Appendix F Procedure 8, 6 NYCRR 750-1.13(a) and 750-1.14(f), and TOGS 1.2.1
Pollutant Minimization Program (PMP)	6 NYCRR 750-1.13(a), 750-1.14(f), TOGS 1.2.1
Schedules of Compliance	6 NYCRR 750-1.14
Sewage Pollution Right to Know (SPRTK)	NYS ECL 17-0826-a, 6 NYCRR 750-2.7
State Administrative Procedure Act (SAPA)	State Administrative Procedure Act Section 401(2), 6 NYCRR 621.11(l)
State Environmental Quality Review (SEQR)	6 NYCRR Part 617
USEPA Effluent Limitation Guidelines (ELGs)	40 CFR Parts 405-471
USEPA National CSO Policy	33 USC Section 1342(q)
Whole Effluent Toxicity (WET) Testing	TOGS 1.3.2
General Provisions of a SPDES Permit Department Request for Additional Information	NYCRR 750-2.1(i)

Outfall and Receiving Water Information

Impaired Waters

The [NYS 303\(d\) List of Impaired/TMDL Waters](#) identifies waters where specific best usages are not fully supported. The state must consider the development of a Total Maximum Daily Load (TMDL) or other strategy to reduce the input of the specific pollutant(s) that restrict waterbody uses, in order to restore and protect such uses. SPDES permits must include effluent limitations necessary to implement a WLA of an EPA-approved TMDL (6 NYCRR 750-1.11(a)(5)(ii)), if applicable. In accordance with 6 NYCRR 750-1.13(a), permittees discharging to waters which are on the list but do not yet have a TMDL developed may be required to perform additional monitoring for the parameters causing the impairment. Accurate monitoring data is needed to

determine the existing capabilities of the wastewater treatment plants and to assure that wasteload allocations (WLAs) are allocated equitably.

Interstate Water Pollution Control Agencies

Some POTWs may be subject to regulations of interstate basin/compact agencies including: Interstate Sanitation Commission (ISC), International Joint Commission (IJC), Delaware River Basin Commission (DRBC), Ohio River Valley Water Sanitation Commission (ORSANCO), and the Susquehanna River Basin Commission (SRBC). Generally, basin commission requirements focus principally on water quality and not treatment technology. However, interstate/compact agency regulations for the ISC, IJC, DRBC and NYC Watershed contain explicit effluent limits which must be addressed during permit drafting. 6 NYCRR 750-2.1(d) requires SPDES permits for discharges that originate within the jurisdiction of an interstate water pollution control agency, to include any applicable effluent standards or water quality standards (WQS) promulgated by that interstate agency.

Existing Effluent Quality

The existing effluent quality is determined from a statistical evaluation of effluent data in accordance with TOGS 1.2.1 and the USEPA Office of Water, Technical Support Document for Water Quality-based Toxics Control, March 1991, Appendix E (TSD). The existing effluent quality is equal to the 95th (monthly average) and 99th (daily maximum) percentiles of the lognormal distribution of existing effluent data. When there are greater than three non-detects, a delta-lognormal distribution is assumed, and delta-lognormal calculations are used to determine the monthly average and daily maximum pollutant concentrations. Statistical calculations are not performed for parameters where there are less than ten data points. If additional data is needed, a monitoring requirement may be specified either through routine monitoring or a short-term high intensity monitoring program. The [Pollutant Summary Table](#) identifies the number of sample data points available.

Permit Requirements

Basis for Effluent Limitations

Sections 101, 301, 304, 308, 401, 402, and 405 of the CWA and Titles 5, 7, and 8 of Article 17 ECL, as well as their implementing federal and state regulations, and related guidance, provide the basis for the effluent limitations and other conditions in the permit.

When conducting a full technical review of an existing permit, the previous effluent limitations form the basis for the next permit. Existing effluent quality is evaluated against the existing effluent limitations to determine if these should be continued, revised, or deleted. Generally, existing limitations are continued unless there are changed conditions at the facility, the facility demonstrates an ability to meet more stringent limitations, and/or in response to updated regulatory requirements. Pollutant monitoring data is also reviewed to determine the presence of additional contaminants that should be included in the permit based on a reasonable potential analysis to cause or contribute to a water quality standards violation.

Anti-backsliding

Anti-backsliding requirements are specified in the CWA sections 402(o) and 303(d)(4), ECL 17-0809, and regulations at 40 CFR 122.44(l) and 6 NYCRR 750-1.10(c) and (d). Generally, the relaxation of effluent limitations in permits is prohibited unless one of the specified exceptions applies, which will be cited on a case-by-case basis in this fact sheet. Consistent with current case law⁴ and USEPA interpretation⁵ anti-backsliding requirements do not apply should a revision to the final effluent limitation take effect before the scheduled date of compliance for that final effluent limitation.

⁴ American Iron and Steel Institute v. Environmental Protection Agency, 115 F.3d 979, 993 n.6 (D.C. Cir. 1997)

⁵ U.S. EPA, Water Quality Standards; Establishment of Numeric Criteria for Priority Toxic Pollutants for the State of California; 65 Fed. Reg. 31682, 31704 (May 18, 2000); Proposed Water Quality Guidance for the Great Lakes System, 58 Fed. Reg. 20802, 20837 & 20981 (April 16, 1993)

Antidegradation Policy

New York State implements the antidegradation portion of the CWA based upon two documents: (1) Organization and Delegation Memorandum #85-40, "Water Quality Antidegradation Policy" (September 9, 1985); and, (2) TOGS 1.3.9, "Implementation of the NYSDEC Antidegradation Policy – Great Lakes Basin (Supplement to Antidegradation Policy dated September 9, 1985) (undated)." The permit for the facility contains effluent limitations which ensure that the existing best usage of the receiving waters will be maintained. To further support the antidegradation policy, SPDES applications have been reviewed in accordance with the State Environmental Quality Review Act (SEQR) as prescribed by 6 NYCRR Part 617.

Effluent Limitations

In developing a permit, the Department determines the technology-based effluent limitations (TBELs) and then evaluates the water quality expected to result from technology controls to determine if any exceedances of water quality criteria in the receiving water might result. If there is a reasonable potential for exceedances of water quality criteria to occur, water quality-based effluent limitations (WQBELs) are developed. A WQBEL is designed to ensure that the water quality standards of receiving waters are met. In general, the CWA requires that the effluent limitations for a particular pollutant are the more stringent of either the TBEL or WQBEL.

Technology-based Effluent Limitations (TBELs) for Industrial Facilities

A TBEL requires a minimum level of treatment for industrial point sources based on currently available treatment technologies and/or Best Management Practices (BMPs). CWA sections 301(b) and 402, ECL sections 17-0509, 17-0809 and 17-0811, and 6 NYCRR 750-1.11 require technology-based controls on effluents. TBELs are set based upon an evaluation of New Source Performance Standards (NSPS), Best Available Technology Economically Achievable (BAT), Best Conventional Pollutant Control Technology (BCT), Best Practicable Technology Currently Available (BPT), and/or Best Professional Judgment (BPJ).

USEPA Effluent Limitation Guidelines (ELGs) Applicable to Facility

In many cases, BPT, BCT, BAT and NSPS limitations are based on effluent guidelines developed by USEPA for specific industries, as promulgated under 40 CFR Parts 405-471. Applicable guidelines, pollutants regulated by these guidelines, and the effluent limitation derivation for facilities subject to these guidelines is in the [USEPA Effluent Limitation Guideline Calculations Table](#).

Best Professional Judgement (BPJ)

For substances that are not explicitly limited by regulations, the permit writer is authorized to use BPJ in developing TBELs. Consistent with section 402(a)(1) of the CWA, and NYS ECL section 17-0811, the Department is authorized to issue a permit containing "any further limitations necessary to ensure compliance with water quality standards adopted pursuant to state law". BPJ limitations may be set on a case-by-case basis using any reasonable method that takes into consideration the criteria set forth in 40 CFR 125.3. Applicable state regulations include 6 NYCRR 750-1.11. The BPJ limitation considers the existing technology present at the facility, the statistically calculated existing effluent quality for that parameter, and any unique or site-specific factors relating to the facility. Technology limitations generally achievable for various treatment technologies are included in TOGS 1.2.1, Attachment C. These limitations may be used for the listed parameters when the technology employed at the facility is listed.

Technology-based Effluent Limitations (TBELs)

CWA sections 301(b)(1)(B) and 304(d)(1), 40 CFR 133.102, ECL section 17-0509, and 6 NYCRR 750-1.11 require technology-based controls, known as secondary treatment. These and other requirements are summarized in TOGS 1.3.3. Where the TBEL is more stringent than the WQBEL, the TBEL is applied as a limit in accordance with TOGS 1.3.3. Equivalent secondary treatment, as defined in 40 CFR 133.105, allow for effluent limitations of the more stringent of the consistently achievable concentrations or monthly/weekly averages of 45/65 mg/l, and the minimum monthly average of at least 65% removal. Consistently achievable concentrations are defined in 40 CFR 133.101(f) as the 95th percentile value for the 30-day (monthly) average effluent quality achieved by the facility in a period of two years. The

achievable 7-day (weekly) average value is equal to 1.5 times the 30-day average value calculated above. Equivalent secondary treatment applies to those facilities where the principal treatment process is either a trickling filter or a waste stabilization pond; the treatment works provides significant biological treatment of municipal wastewater; and, the effluent concentrations consistently achievable through proper operation and maintenance of the facility cannot meet traditional secondary treatment requirements. There are no federal technology-based standards for toxic pollutants from POTWs. A statistical analysis of existing effluent data, as described in TOGS 1.2.1, may be used to establish other performance-based TBELs.

Technology-based Effluent Limitations (TBELs) for Discharges to Groundwater

TBELs aim to prevent pollution by requiring a minimum level of effluent quality that is attainable using demonstrated technologies for reducing discharges of pollutants or pollution into the waters of the United States. ECL section 17-0509, and 6 NYCRR 750-1.11 require technology-based controls for POTWs discharging to surface waters, known as secondary treatment. The applicable regulations are specified in 40 CFR 133.102 and 6 NYCRR 750-1.11. These and other requirements are summarized in TOGS 1.3.3 and below:

- Secondary treatment requirements of 40 CFR Part 133 will typically not be included unless the facility discharges to a surface water prior to entering the groundwater or if, in the permit writer's judgement, limitations are necessary to prevent nuisance conditions or enhance plant operation.
- Since nitrogen is a component of all domestic wastewater, permits for facilities discharging 30,000 GPD or greater include effluent limitations for Nitrate of 20 mg/L (as N). Groundwater discharges in Nassau and Suffolk Counties are required to achieve an effluent standard for Total Nitrogen of 10 mg/L (as N).
- Disinfection will typically not be required for discharges to groundwater unless local public health concerns exist due to exposure or contact with effluent. When this occurs, disinfection requirements and effluent limitations for chlorine residual are developed in accordance with TOGS 1.3.3.

Technology-based Effluent Limitations (TBELs) for Industrial Facilities to Groundwater

TBELs aim to prevent pollution by requiring a minimum level of effluent quality that is attainable using demonstrated technologies for reducing discharges of pollutants or pollution into the waters of the United States. Requirements for discharges from industrial facilities to groundwater are summarized in TOGS 1.2.1. In accordance with TOGS 1.2.1, for facilities discharging to groundwater:

- Discharges will typically be limited to the more stringent of the groundwater effluent standards in 6 NYCRR 703.6 or the applicable treatment technology listed in TOGS 1.2.1 Attachment (C).
- Discharges from industrial facilities which contain nitrogen or nitrogen compounds include effluent limitations for Nitrate of 20 mg/L (as N). Groundwater discharges in Nassau and Suffolk Counties are required to achieve an effluent standard for Total Nitrogen of 10 mg/L (as N).
- Disinfection will typically not be required for discharges to groundwater unless local public health concerns exist due to exposure or contact with effluent.

Water Quality-Based Effluent Limitations (WQBELs)

In addition to the TBELs, permits must include additional or more stringent effluent limitations and conditions, including those necessary to protect water quality. CWA sections 101 and 301(b)(1)(C), 40 CFR 122.44(d)(1), and 6 NYCRR Parts 750-1.11 require that permits include limitations for all pollutants or parameters which are or may be discharged at a level which may cause or contribute to an exceedance of any State water quality standard adopted pursuant to NYS ECL 17-0301. Additionally, 6 NYCRR Part 701.1 prohibits the discharge of pollutants that will cause impairment of the best usages of the receiving water as specified by the water classifications at the location of discharge and at other locations that may be affected by such discharge. Water quality standards can be found under 6 NYCRR Parts 700-704. The limitations must be stringent enough to ensure that water quality standards are met at the point of discharge and in downstream waters and must be consistent with any applicable WLA which may be in

effect through a TMDL for the receiving water. These and other requirements are summarized in TOGS 1.1.1, 1.3.1, 1.3.2, 1.3.5 and 1.3.6. The Department considers a mixing zone analysis, critical flows, and reasonable potential analysis when developing a WQBEL.

Mixing Zone Analyses

In accordance with TOGS 1.3.1., the Department may perform additional analysis of the mixing condition between the effluent and the receiving waterbody. Mixing zone analyses using plume dispersion modeling are conducted in accordance with the following:

“EPA Technical Support Document for Water Quality-Based Toxics Control” (March 1991); EPA Region VIII’s “Mixing Zones and Dilution Policy” (December 1994); NYSDEC TOGS 1.3.1, “Total Maximum Daily Loads and Water Quality-Based Effluent Limitations” (July 1996); “CORMIX v11.0” (2019).

Critical Flows

In accordance with TOGS 1.2.1 and 1.3.1, WQBELs are developed using dilution ratios that relate the critical low flow condition of the receiving waterbody to the critical effluent flow. The critical low flow condition used in the dilution ratio will be different depending on whether the limitations are for aquatic or human health protection. For chronic aquatic protection, the critical low flow condition of the waterbody is typically represented by the 7Q10 flow and is calculated as the lowest average flow over a 7-day consecutive period within 10 years. For acute aquatic protection, the critical low flow condition is typically represented by the 1Q10 and is calculated as the lowest 1-day flow within 10 years. However, NYSDEC considers using 50% of the 7Q10 to be equivalent to the 1Q10 flow. For the protection of human health, the critical low flow condition is typically represented by the 30Q10 flow and is calculated as the lowest average flow over a 30-day consecutive period within 10 years. However, NYSDEC considers using 1.2 x 7Q10 to be equivalent to the 30Q10. The 7Q10 or 30Q10 flow is used with the critical effluent flow to calculate the dilution ratio. The critical effluent flow can be the maximum daily flow reported on the permit application, the maximum of the monthly average flows from discharge monitoring reports for the past three years, or the facility design flow. When more than one applicable standard exists for aquatic or human health protection for a specific pollutant, a reasonable potential analysis is conducted for each applicable standard and corresponding critical flow to ensure effluent limitations are sufficiently stringent to ensure all applicable water quality standards are met as required by 40 CFR 122.44(d)(1)(i). For brevity, the pollutant summary table reports the results of the most conservative scenario.

Reasonable Potential Analysis (RPA)

The Reasonable Potential Analysis (RPA) is a statistical estimation process, outlined in the 1991 USEPA Technical Support Document for Water Quality-based Toxics Control (TSD), Appendix E. This process uses existing effluent quality data and statistical variation methodology to project the maximum amounts of pollutants that could be discharged by the facility. This projected instream concentration (PIC) is calculated using the appropriate ratio and compared to the water quality standard (WQS). When the RPA process determines the WQS may be exceeded, a WQBEL is required. The procedure for developing WQBELs includes the following steps:

- 1) identify the pollutants present in the discharge(s) based upon existing data, sampling data collected by the permittee as part of the permit application or a short-term high intensity monitoring program, or data gathered by the Department,
- 2) identify water quality criteria applicable to these pollutants,
- 3) determine if WQBELs are necessary (i.e., reasonable potential analysis (RPA)). The RPA will utilize the procedure outlined in Chapter 3.3.2 of EPA's Technical Support Document (TSD). As outlined in the TSD, for parameters with limited effluent data the RPA may include multipliers to account for effluent variability; and,

4) calculate WQBELs (if necessary). Factors considered in calculating WQBELs include available dilution of effluent in the receiving water, receiving water chemistry, and other pollutant sources.

The Department uses modeling tools to estimate the expected concentrations of the pollutant in the receiving water and develop WQBELs. These tools were developed in part using the methodology referenced above. If the estimated concentration of the pollutant in the receiving water is expected to exceed the ambient water quality standard or guidance value (i.e. numeric interpretation of a narrative water quality standard), then there is a reasonable potential that the discharge may cause or contribute to an exceedance of any State water quality standard adopted pursuant to NYS ECL 17-0301. If a TMDL is in place, the facility's WLA for that pollutant is applied as the WQBEL.

For carbonaceous and nitrogenous oxygen demanding pollutants, the Department uses a model which incorporates the Streeter-Phelps equation. The equation relates the decomposition of inorganic and organic materials along with oxygen reaeration rates to compute the downstream dissolved oxygen concentration for comparison to water quality standards.

The Division of Water has been using the TMDL approach in permit limit development for the control of toxic substances. Since the early 1980's, the loading capacity for specific pollutants has been determined for each drainage basin. Water quality-limiting segments and pollutants have been identified, TMDLs, wasteload allocations and load allocations have been developed, and permits with water quality-based effluent limits have been issued. In accordance with TOGS 1.3.1, the Division of Water implements a Toxics Reduction Strategy which is committed to the application of the TMDL process using numeric, pollutant-specific water quality standards through the Watershed Approach. The Watershed Approach accounts for the cumulative effect of multiple discharges of conservative toxic pollutants to ensure water quality standards are met in downstream segments.

Water Quality-Based Effluent Limitations (WQBELs) for Discharges to Groundwater

The procedure for developing WQBELs includes identifying the pollutants present in the discharge(s), identifying water quality criteria applicable to these pollutants, determining if WQBELs are necessary (reasonable potential), and calculating the WQBELs. For groundwater discharges, if the expected concentration of the pollutant of concern in the receiving water may exceed the ambient groundwater quality standard or guidance value, then there is reasonable potential that the discharge may cause or contribute to a violation of the water quality, and a WQBEL for the pollutant is required.

WQBELs for groundwater discharges are based on the groundwater effluent limits set forth in 6 NYCRR Part 703 (Surface Water and Groundwater Quality Standards and Groundwater Effluent Limitations) except as noted in 6 NYCRR 702.21. TOGS 1.1.1 provides a listing of groundwater effluent limitations for substances having an ambient water quality standard or guidance value. Groundwater effluent limitations are applied at the point of discharge to the groundwater distribution system.

For land treatment systems with no accessible final sampling points, such as constructed wetland treatment systems or buried sand filters, permit limitations for groundwater discharges are typically based on ambient groundwater quality standards or guidance values applied at representative down gradient monitoring well(s). Limitations at the downgradient sampling point are set at the Class GA ambient groundwater standards, rather than at the groundwater effluent limits promulgated under 6 NYCRR 703.6, as compliance is determined based upon the concentrations present in the downgradient groundwater monitoring well at the groundwater interface.

Class GA standards are established for the protection of sources of drinking water designated as Health (Water Source) or H(W)S in TOGS 1.1.1. As such, effluent limitations based on aquatic life criteria and WET testing requirements are not applicable to groundwater discharges.

Whole Effluent Toxicity (WET) Testing:

WET tests use small vertebrate and invertebrate species to measure the aggregate toxicity of an effluent. There are two different durations of toxicity tests: acute and chronic. Acute toxicity tests measure survival

over a 96-hour test exposure period. Chronic toxicity tests measure reductions in survival, growth, and reproduction over a 7-day exposure. TOGS 1.3.1 includes guidance for determining when aquatic toxicity testing should be included in SPDES permits. The authority to require toxicity testing is in 6NYCRR 702.9. TOGS 1.3.2 describes the procedures which should be followed when determining whether to include toxicity testing in a SPDES permit and how to implement a toxicity testing program. Per TOGS 1.3.2, WET testing may be required when any one of the following seven criteria are applicable:

1. There is the presence of substances in the effluent for which ambient water quality criteria do not exist.
2. There are uncertainties in the development of TMDLs, WLAs, and WQBELs, caused by inadequate ambient and/or discharge data, high natural background concentrations of pollutants, available treatment technology, and other such factors.
3. There is the presence of substances for which WQBELs are below analytical detectability.
4. There is the possibility of complex synergistic or additive effects of chemicals, typically when the number of metals or organic compounds discharged by the permittee equals or exceeds five.
5. There are observed detrimental effects on the receiving water biota.
6. Previous WET testing indicated a problem.
7. POTWs which exceed a discharge of 1 MGD. Facilities of less than 1 MGD may be required to test, e.g., POTWs <1 MGD which are managing industrial pretreatment programs.

Minimum Level of Detection

Pursuant to 40 CFR 122.44(i)(1)(iv) and 6 NYCRR 750-2.5(d), SPDES permits must contain monitoring requirements using sufficiently sensitive test procedures approved under 40 CFR Part 136. A method is "sufficiently sensitive" when the method's minimum level (ML) is at or below the level of the effluent limitation established in the permit for the measured pollutant parameter; or the lowest ML of the analytical methods approved under 40 CFR Part 136. The ML represents the lowest level that can be measured within specified limitations of precision and accuracy during routine laboratory operations on most effluent matrices. When establishing effluent limitations for a specific parameter (based on technology or water quality requirements), it is possible that the calculated limitation will fall below the ML established by the approved analytical method(s). In these instances, the calculated limitation is included in the permit with a compliance level set equal to the ML of the most sensitive method.

Monitoring Requirements

CWA section 308, 40 CFR 122.44(i), 6 NYCRR 750-1.13, and 750-2.5 require that monitoring be included in permits to determine compliance with effluent limitations. Additional effluent monitoring may also be required to gather data to determine if effluent limitations may be required. The permittee is responsible for conducting the monitoring and reporting results on Discharge Monitoring Reports (DMRs). The permit contains the monitoring requirements for the facility. Monitoring frequency is based on the minimum sampling necessary to adequately monitor the facility's performance and characterize the nature of the discharge of the monitored flow or pollutant. Variable effluent flows and pollutant levels may be required to be monitored at more frequent intervals than relatively constant effluent flow and pollutant levels (6 NYCRR 750-1.13). For industrial facilities, sampling frequency is based on guidance provided in TOGS 1.2.1. For municipal facilities, sampling frequency is based on guidance provided in TOGS 1.3.3.

Requirements for Combined Sewer Overflows (CSOs)

Pollution from combined sewer overflows is controlled with implementation of SPDES permit conditions in accordance with the Division of Water CSO Control strategy (TOGS 1.6.3) and the USEPA CSO Control Policy issued April 11, 1994.

CWA Section 402(q) requires that each permit for a discharge from a municipal combined storm and sanitary sewer shall conform to EPA's Combined Sewer Overflow Control Policy.^[1] The CSO Control Policy identifies specific requirements for Phase I and Phase II permits. Phase I permits must include requirements for the

^[1] Available at <https://www.epa.gov/sites/production/files/2015-10/documents/owm0111.pdf>

implementation of the Nine Minimum Controls (NMCs) and development of the Long-Term CSO Control Plan (LTCP).

The 15 CSO Best Management Practices (BMPs) required by NYS under TOGS 1.6.2 are equivalent to the "Nine Minimum Control Measures" required under the USEPA National Combined Sewer Overflow policy (33 USC section 1342(q)). BMPs are technology-based requirements developed in accordance with best professional judgement. These are largely non-structural measures which are designed to maximize pollutant capture and removal from the combined sewer system and the POTW as a whole.

Phase II permits must include requirements to implement the technology-based controls including the NMCs determined on a BPJ basis, as well as requirements which ensure that the selected CSO controls are implemented, operated, and maintained as described in the long-term CSO control plan (LTCP). These requirements are critical to meeting the objectives of the Policy, including to bring all CSO discharge points into compliance with the technology-based and water quality-based requirements of the CWA, and to minimize the water quality, aquatic biota, and human health impacts from CSOs.

Additionally, the 1994 CSO Control Policy requires permits include a requirement for CSO communities who have developed an approved LTCP to reassess overflows to sensitive areas in those cases where elimination or relocation of the overflows is not physically possible and economically achievable. The reassessment should be based on consideration of new or improved techniques to eliminate or relocate overflows or changed circumstance that influence economic achievability.

Other Conditions

Mercury

The multiple discharge variance (MDV) for mercury was developed in accordance with 6 NYCRR 702.17(h) "to address widespread standard or guidance value attainment issues including the presence of a ubiquitous pollutant or naturally high levels of a pollutant in a watershed." The first MDV was issued in October 2010, and subsequently revised and reissued in 2015; each subsequent iteration of the MDV is designed to build off the previous version, to make reasonable progress towards the water quality standard (WQS) of 0.7 ng/L dissolved mercury. The MDV is necessary because human-caused conditions or sources of mercury prevent attainment of the WQS and cannot be remedied (i.e., mercury is ubiquitous in New York waters at levels above the WQS and compliance with a water quality based effluent limitation (WQBEL) for mercury cannot be achieved with demonstrated effluent treatment technologies). The Department has determined that the MDV is consistent with the protection of public health, safety, and welfare. During the effective period of this MDV, any increased risks to human health are mitigated by fish consumption advisories issued periodically by the NYSDOH.

All surface water SPDES permittees are eligible for authorization by the MDV provided they meet the requirements specified in DOW 1.3.10.

Schedules of Compliance

Schedules of compliance are included in accordance with 40 CFR Part 132 Attachment F, Procedure 9, 40 CFR 122.47 and 6 NYCRR 750-1.14. Schedules of compliance are intended to, in the shortest reasonable time, achieve compliance with applicable effluent standards and limitations, water quality standards, and other applicable requirements. Where the time for compliance is more than nine months, the schedule of compliance must include interim requirements and dates for their achievement. If the time necessary to complete the interim milestones is more than nine months, and not readily divisible into stages for completion, progress reports must be required.

Schedule(s) of Additional Submittals

Schedules of Additional Submittals are used to summarize the deliverables required by the permit not identified in a separate Schedule of Compliance.

Best Management Practices (BMP) for Industrial Facilities

BMP plans are authorized for inclusion in NPDES permits pursuant to Sections 304(e) and 402 (a)(1) of the Clean Water Act, and 6 NYCRR 750-1.14(f). The regulations pertaining to BMPs are promulgated under 40 CFR Part 125, Subpart K. These regulations specifically address surface water discharges.

Permittee: Angela's House LLC
Facility: Angela's House LLC
SPDES Number: NY0312975
USEPA Non-Major/Class 04 Industrial

Date: January 4, 2024 v.1.21
Permit Writer: Denine N. Jackson
Water Quality Reviewer: Aslam Mirza
Full Technical Review

Pollutant Minimization Programs

Pollutant Minimization Programs are included when a pollutant is being discharged from the facility at detectable levels and the ML for the most sensitive method is greater than the calculated WQBEL. These programs typically include an on-going potential source identification, evaluation, and prioritization program to demonstrate progress towards meeting the goal of the WQBEL. Pollutant Minimization Plan requirements are based on 40 CFR Part 132 Appendix F Procedure 8, 6 NYCRR 750-1.13(a) and 750-1.14(f), and TOGS 1.2.1.

Mini Industrial Pretreatment Program

Pretreatment requirements are intended to protect a WWTP from receiving pollutants that cause pass through or interference to the operations of the POTW receiving such wastes. When necessary, the Department, in accordance with TOGS 1.3.3. and through issued SPDES permits, requires WWTPs to develop and implement mini or partial pretreatment programs. These requirements are consistent with regulations in 6 NYCRR §750-2.9(b)(1), ECL 17-0811, ECL 17-0825, and 40 CFR §403.5.

As part of the mini pretreatment program, a WWTP must identify industrial users; determine whether legal authority controls (e.g. sewer use laws) are adequate; require, issue, and enforce industrial user permits; and, implement the program.