
FOREST PRESERVE DETAILED PROJECT WORK PLAN

Fiscal Year Click to enter Fiscal Year

Project # Click to enter Project Number (leave blank if not applicable)

Region

Click to enter DEC Region

Project Title

Click to enter Project Title

Project Type

Click to choose Project Type

Town(s)

Click to enter Town

County

Click to enter County

Management Unit

Click to enter DEC Management Unit

Description of Desired Condition(s) for Project

Description of Project Specifications

Description of Measures Taken to Avoid, Mitigate and Minimize Impacts to Natural Resources

Analysis of Project Location and Design Alternatives

Description of Use of Motorized Equipment and/or Motor Vehicles (if any)

Description of Applicable Standards for Accessibility by People with Disabilities

Other Relevant Considerations


Prepared by (Name & Title): Click to enter Name and Title

Date: Click to enter a date

Phone: Click to enter phone number


Approvals:

Comments:




Regional Program Manager

Date: Click to enter a date



Regional Director

Date: Click to enter a date



Division Director

Date: Click to enter a date

REGULATORY CLEARANCE CHECKLIST – STATE LANDS and CONSERVATION EASEMENT PROJECTS

PROGRAM	PERMIT	REQUIRED		SECURED BY	COMMENTS
		YES	NO	(NAME)	
Air Resources	Restricted Burning	<input type="checkbox"/>	<input type="checkbox"/>		
Mineral Resources	Mining	<input type="checkbox"/>	<input type="checkbox"/>		
Materials Management	Solid Waste Mgt. Fac.	<input type="checkbox"/>	<input type="checkbox"/>		
Water	Dam Safety Review	<input type="checkbox"/>	<input type="checkbox"/>		
	Const. in Flood Hazard	<input type="checkbox"/>	<input type="checkbox"/>		
	Public Water Supply	<input type="checkbox"/>	<input type="checkbox"/>		
	SPDES	<input type="checkbox"/>	<input type="checkbox"/>		
Spills Management	Petro. Bulk Storage	<input type="checkbox"/>	<input type="checkbox"/>		
Lands and Forests	Unit Management Plan	<input type="checkbox"/>	<input type="checkbox"/>		
	Tree Cutting	<input type="checkbox"/>	<input type="checkbox"/>		
	Protected Native Plants	<input type="checkbox"/>	<input type="checkbox"/>		
	Historic Preservation	<input type="checkbox"/>	<input type="checkbox"/>		
Fish and Wildlife	Freshwater Wetlands	<input type="checkbox"/>	<input type="checkbox"/>		
	Wild Scenic & Rec. River	<input type="checkbox"/>	<input type="checkbox"/>		
Compliance Services	Other Protection of Waters	<input type="checkbox"/>	<input type="checkbox"/>		
	EAF	<input type="checkbox"/>	<input type="checkbox"/>		
	Negative Declaration	<input type="checkbox"/>	<input type="checkbox"/>		
	Env. Impact Statement	<input type="checkbox"/>	<input type="checkbox"/>		
	Water Quality Cert.	<input type="checkbox"/>	<input type="checkbox"/>		
DEC (other)	CP-17	<input type="checkbox"/>	<input type="checkbox"/>		
	Commissioner (aircraft, motorized equipment)	<input type="checkbox"/>	<input type="checkbox"/>		
	Flight Request	<input type="checkbox"/>	<input type="checkbox"/>		
	Contract Clearance Sh.	<input type="checkbox"/>	<input type="checkbox"/>		
	DOB Exemption	<input type="checkbox"/>	<input type="checkbox"/>		
Other Agencies	APA MOU	<input type="checkbox"/>	<input type="checkbox"/>		
	APA Wetlands Permit	<input type="checkbox"/>	<input type="checkbox"/>		
	Corps. of Engineers	<input type="checkbox"/>	<input type="checkbox"/>		
	Building Permits	<input type="checkbox"/>	<input type="checkbox"/>		
	Local Permits	<input type="checkbox"/>	<input type="checkbox"/>		
	Easements	<input type="checkbox"/>	<input type="checkbox"/>		
	Highway Enter DOT	<input type="checkbox"/>	<input type="checkbox"/>		
	Wastewater Disposal	<input type="checkbox"/>	<input type="checkbox"/>		