

SHARKS AND PUBLIC SAFETY

New York's beaches are part of a natural ecosystem that contains some risk for people. In the ocean, this includes interacting with sharks.

It is impossible to eliminate risk, but here's how to minimize interactions with sharks and reduce overall risk.

- Stay out of the ocean at dusk, night, and dawn.
- Avoid areas with schools of splashing fish or diving seabirds.
- Avoid murky water.
- Swim, paddle, and surf in groups.
- Avoid areas with seals.
- Swim where your feet can touch the bottom.
- Follow instructions of lifeguards.

IN THE EVENT OF A SHARK BITE:

- Call 911 or tell someone to call 911.
- If you have first aid training, try to stop any bleeding until help arrives.
- If you are not directly caring for the injured, seek out first responders to help.
- Stay out of the water.

SHARKS AND PUBLIC SAFETY

New York's beaches are part of a natural ecosystem that contains some risk for people. In the ocean, this includes interacting with sharks.

It is impossible to eliminate risk, but here's how to minimize interactions with sharks and reduce overall risk.

- Stay out of the ocean at dusk, night, and dawn.
- Avoid areas with schools of splashing fish or diving seabirds.
- Avoid murky water.
- Swim, paddle, and surf in groups.
- Avoid areas with seals.
- Swim where your feet can touch the bottom.
- Follow instructions of lifeguards.

IN THE EVENT OF A SHARK BITE:

- Call 911 or tell someone to call 911.
- If you have first aid training, try to stop any bleeding until help arrives.
- If you are not directly caring for the injured, seek out first responders to help.
- Stay out of the water.

SHARKS AND PUBLIC SAFETY

New York's beaches are part of a natural ecosystem that contains some risk for people. In the ocean, this includes interacting with sharks.

It is impossible to eliminate risk, but here's how to minimize interactions with sharks and reduce overall risk.

- Stay out of the ocean at dusk, night, and dawn.
- Avoid areas with schools of splashing fish or diving seabirds.
- Avoid murky water.
- Swim, paddle, and surf in groups.
- Avoid areas with seals.
- Swim where your feet can touch the bottom.
- Follow instructions of lifeguards.

IN THE EVENT OF A SHARK BITE:

- Call 911 or tell someone to call 911.
- If you have first aid training, try to stop any bleeding until help arrives.
- If you are not directly caring for the injured, seek out first responders to help.
- Stay out of the water.



Department of Environmental Conservation



Scan to report your sighting!

learn more at: on.ny.gov/sharks



Department of Environmental Conservation



Scan to report your sighting!

learn more at: on.ny.gov/sharks



Department of Environmental Conservation




Scan to report your sighting!

learn more at: on.ny.gov/sharks

QUICK FIN ID

STRAIGHT
Trailing
Edge




SHARK
→
GLIDES
at surface

CURVED
Trailing
Edge



DOLPHIN
↑ ↓
UP and
DOWN


Fin FLOPS
side to side



SUNFISH

QUICK FIN ID

STRAIGHT
Trailing
Edge




SHARK
→
GLIDES
at surface

CURVED
Trailing
Edge



DOLPHIN
↑ ↓
UP and
DOWN


Fin FLOPS
side to side



SUNFISH

QUICK FIN ID

STRAIGHT
Trailing
Edge



SHARK
→
GLIDES
at surface

CURVED
Trailing
Edge



DOLPHIN
↑ ↓
UP and
DOWN

Fin FLOPS
side to side



SUNFISH