

# NEW YORK STATE DEPARTMENT OF ENVIRONMENTAL CONSERVATION

Division of Fish, Wildlife & Marine Resources, Bureau of Fisheries, Region 7  
1285 Fisher Avenue, Cortland, NY 13045-1012  
P: (607) 753-3095 | F: (607) 753-8532  
www.dec.ny.gov

March 26, 2019

To: **Cayuga Lake Angler Diary Cooperators**

Dear Fellow Anglers,

We have summarized the data from the 2018 diaries and are sending you the summary information, your 2018 diary and additional diaries for 2019 as needed. Thank you very much for your participation.

Please check the Lake Trout and Rainbow Trout you catch for fin clips. All the Lake Trout and most of the Rainbow Trout stocked in Cayuga Lake have a fin clip. The fin clip data along with length and the other catch data we receive from our angler diary cooperators are instrumental in determining fish stocking policies and fishing regulations.

We would like to increase the number of angler cooperators in our diary program. If you didn't return your diaries this year, please do so next year. You may be removed from the mailing list if you do not participate. If you know anyone who might want to participate, please encourage them to join by calling (607) 753-3095 ext. 213 or emailing [fwfish7@dec.ny.gov](mailto:fwfish7@dec.ny.gov).

April 1, 2017, the following new angling regulations went into effect:

Cayuga Lake: Brown trout/Rainbow Trout/Lake Trout/Landlocked Salmon

Open season all year

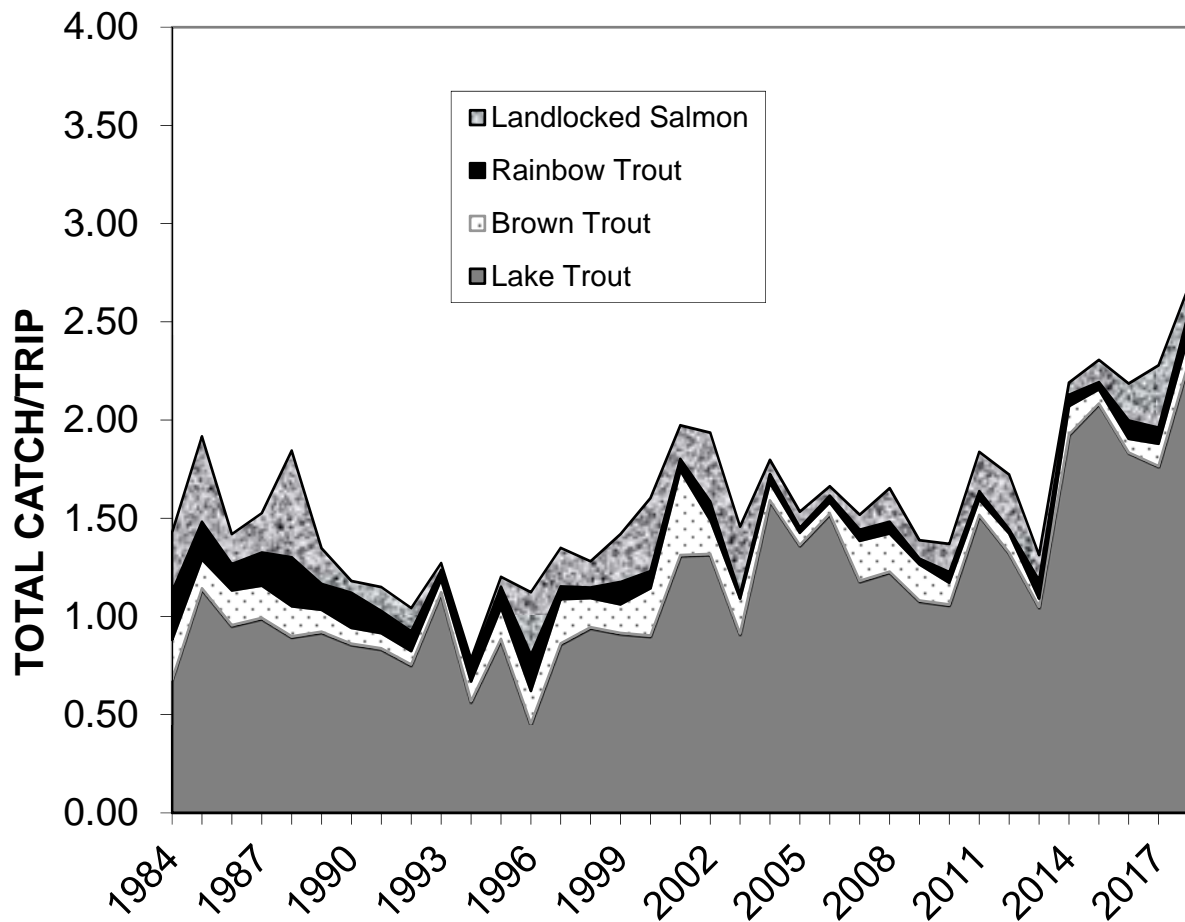
Minimum length 15 inches, except 18 inches for Landlocked Salmon

Daily limit 5 in combination, **with no more than 3 brown trout, 3 rainbow trout or 3 Landlocked salmon.** (Note that the former restriction of keeping no more than 3 lake trout was eliminated so 5 lake trout can now be kept)

## Open Water Trout and Salmon Fishing

Last year, 34 Cayuga Lake open water angler diary cooperators caught 2,195 legal salmonids in 820 trips (cooperators and party members combined) for an average catch of 2.7 fish per trip. Open water cooperators had a legal salmonid catch rate of 1.7 hours per fish and were successful catching at least one legal salmonid in 85 percent of their trips. Many thanks to the additional cooperators who either joined or returned to the program in 2018!

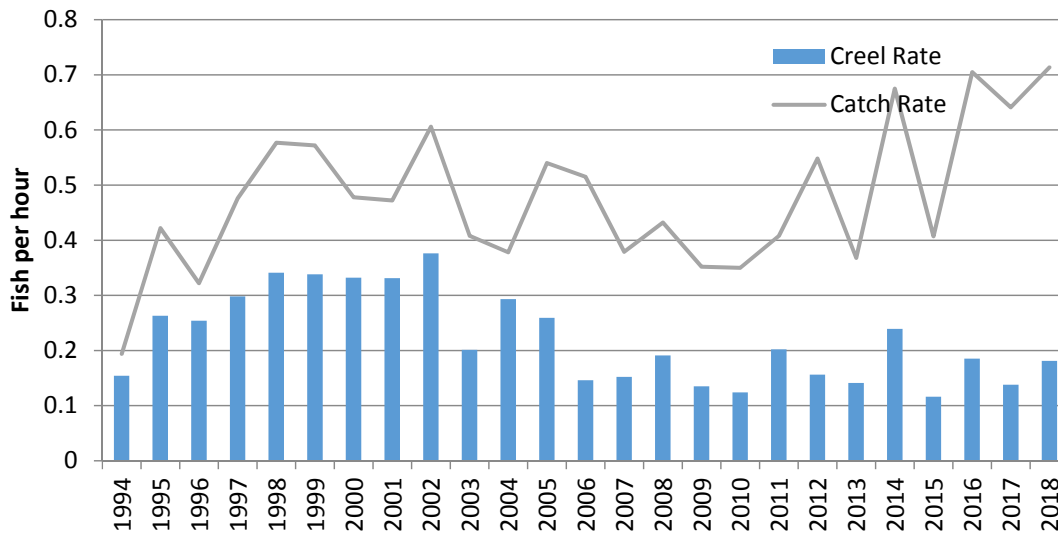
The graph below shows the catch rates (catch/trip) of legal salmonids by our Cayuga Lake open water cooperators from 1984 through 2018 and the relative contribution of each species in the total catch over time. To remove the effects of having varying numbers of cooperators and trips from year to year we look at the catch rate rather than the total number caught when looking at the trends. Note that the actual data are still provided in the attached summary table as usual



### *Lake Trout*

In 2018, Cayuga Lake open water cooperators caught 1,879 legal Lake Trout, of which 593 were kept. Lake Trout comprised 86 percent of the legal salmonids caught, an increase in proportion of catch from 2017. An additional 22 sub-legal Lake Trout were caught and released. The largest Lake Trout caught was 35.0 inches. Fishing off Long Point in late spring through summer, or off Taughannock or Milliken in August and September produced the best catches of this species. In addition, fishing at the North End was fairly consistent throughout the open water season. Estimated ages of the fin clipped Lake Trout caught by our cooperators ranged from 3 to 20 years.

Additional analyses of catch and harvest rates for anglers targeting Lake Trout, and assessing whether those fish were kept or released, suggests that angler behavior has changed in the last 20 years. While Lake Trout catch rates have varied between 0.4 and 0.6 fish caught per hour, the harvest rate dropped from over 0.3 Lake Trout harvested per hour in the late 1990's to less than 0.2 Lake Trout harvested per hour in the late 2000's. In 2018, catch and harvest rates both increased slightly to 0.71 fish/hour and 0.18 fish/hour respectively. The 2015 harvest rate of 0.12 fish/hour was the lowest ever recorded on Cayuga Lake.



In 2015, the regional fisheries unit completed a standard gillnetting survey on Cayuga Lake to determine the Lake Trout density, growth rate and incidence of Sea Lamprey attacks. A total of 847 Lake Trout were collected in 32 nets for an average of 26 Lake Trout per net in 2015. This average was considerably higher than the 13.4 Lake Trout per net average found in previous surveys dating back to 1976. This change is likely due to the change in net material from multifilament to monofilament, which tends to fish more efficiently. The number of legal Lake Trout sampled (522) was the highest ever recorded for this survey. This confirmed the increased efficiency of the monofilament nets, and when compared to other Finger Lakes surveyed with the same gear, indicates a large stable population of adult Lake Trout. Eleven percent of the fish caught were wild spawned fish. The next lake-wide netting survey is planned for summer 2019.

Incidence of Sea Lamprey attacks on Lake Trout in the 2015 netting survey was very low. Three active wounds were observed on the 144 Lake Trout in a 23.6 inch to 25.6 inch index group. This was well below our target level for lamprey wounding on Lake Trout in this length interval (target less than 20 active wounds per hundred fish). Lake Trout wounding rate for the 2018 egg take on Cayuga Lake was quite low at 3 active wounds per hundred Lake Trout in the 25.6 inch to 27.6 inch index group. We are not sure why the wounding rate increased between the summer of 2015 and the fall of 2016, but we do plan to sample areas where sea lamprey larval habitat may have developed in the last 40 years since those areas were last surveyed. We will continue to explore additional sources of these parasites and to develop additional management options.

### ***Rainbow Trout***

Cayuga Lake open water angler diary cooperators caught 92 legal Rainbow Trout, of which 39 were kept, both similar to 2017. Rainbow Trout comprised 4.2 percent of the legal salmonid catch. An additional 43 sub-legal Rainbow Trout were caught and released. The largest Rainbow Trout caught was 28.5 inches and the average length of kept Rainbow Trout was 19.3 inches. Fishing near Long Point through the summer and into the fall produced the best catch of this species. Shorefishing near Myers was also successful in the early spring. These catch rates for Rainbow Trout remain lower than we, and many anglers, would like to see.

### ***Brown Trout***

Cayuga Lake open water angler diary cooperators caught 114 legal Brown Trout, of which 61 were kept. This species comprised 5 percent of the legal salmonid catch. An additional 18 sub-legal Brown Trout were caught and released. The largest Brown Trout caught was 31.0 inches, and the average length of kept Brown Trout was 19.4 inches. Fishing in April at the South End and in August off Myers produced the best catches of this species in 2018. Brown Trout catch rates improved in 2018, and the quality of fish caught remained higher than recent years. The larger average size is almost certainly a result of improved survival of older Brown Trout as lamprey abundance declined in the lake. Age 2 and older Brown Trout have historically been impacted the greatest when lamprey abundance is high.

### ***Landlocked Atlantic Salmon***

Our open water angler diary participants caught 111 legal Landlocked Salmon, of which only 44 were kept. This species comprised 5 percent of the legal salmonid catch. An additional 167 sub-legal salmon were caught and released. Reducing the size limit to 15 inches, would have allowed another 92 fish to be kept if desired. The largest salmon caught was 31.3 inches and the average length of kept salmon was 22.0 inches. Fishing the South End in April, and near Long Point in June and September produced the best catches of this species. The high catch rates of salmon from 2017 did not continue into 2018. However, size of fish caught does continue to indicate a large number of sublegal fish in the population.

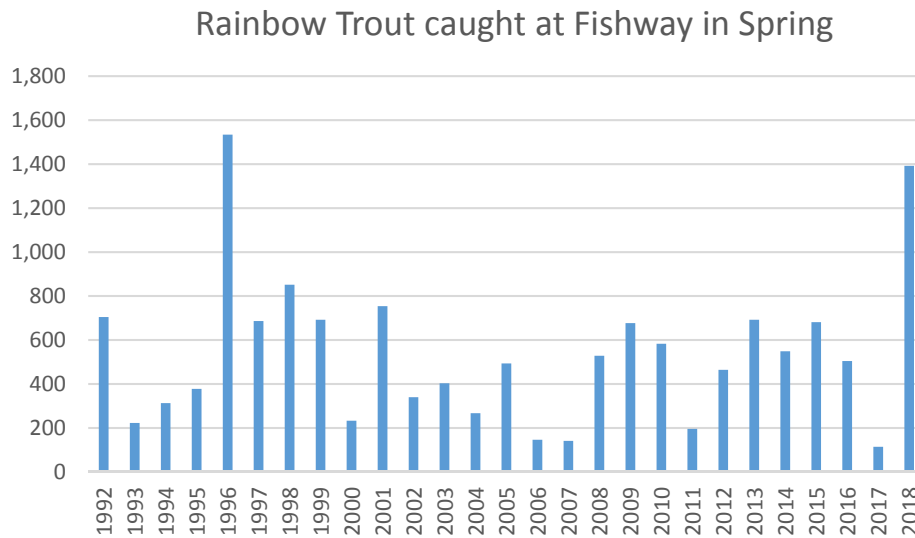
### ***Overall Summary***

We know that many Cayuga Lake trout and salmon anglers would like to see more Rainbow Trout, Brown Trout and landlocked salmon in the open water lake catch. Ideally, we would like to achieve a balance of around 65% Lake Trout and 35% other trout and salmon in the diary catch. To work toward a better balance, starting in 2013 we reduced the number of yearling Lake Trout stocked by 5,000. This represents an overall reduction of 12.5% in yearling equivalents and is meant to both compensate for what appears to be slightly higher wild production in recent years and to lower the overall biomass of Lake Trout long term. However, we need to maintain a robust Lake Trout population to buffer the impacts of Sea Lamprey attacks on other species and to ensure an ample supply each year for the Department's Lake Trout propagation program. Lake Trout eggs taken from Cayuga Lake brood stock are used to raise fish for stocking in the Finger Lakes, Lake Champlain, Otsego Lake and occasionally Lake Ontario. In addition, the decade long trend of reduced angler harvest rates for Lake Trout means fewer fish need to be stocked to maintain any given population density. Because Lake Trout are long lived, we do not expect a rapid change. In 2017, we changed the allowable daily harvest limit from 3 to 5 fish for Lake Trout in hopes of reversing the angler harvest trend.

### **Cayuga Lake Tributary Fishing**

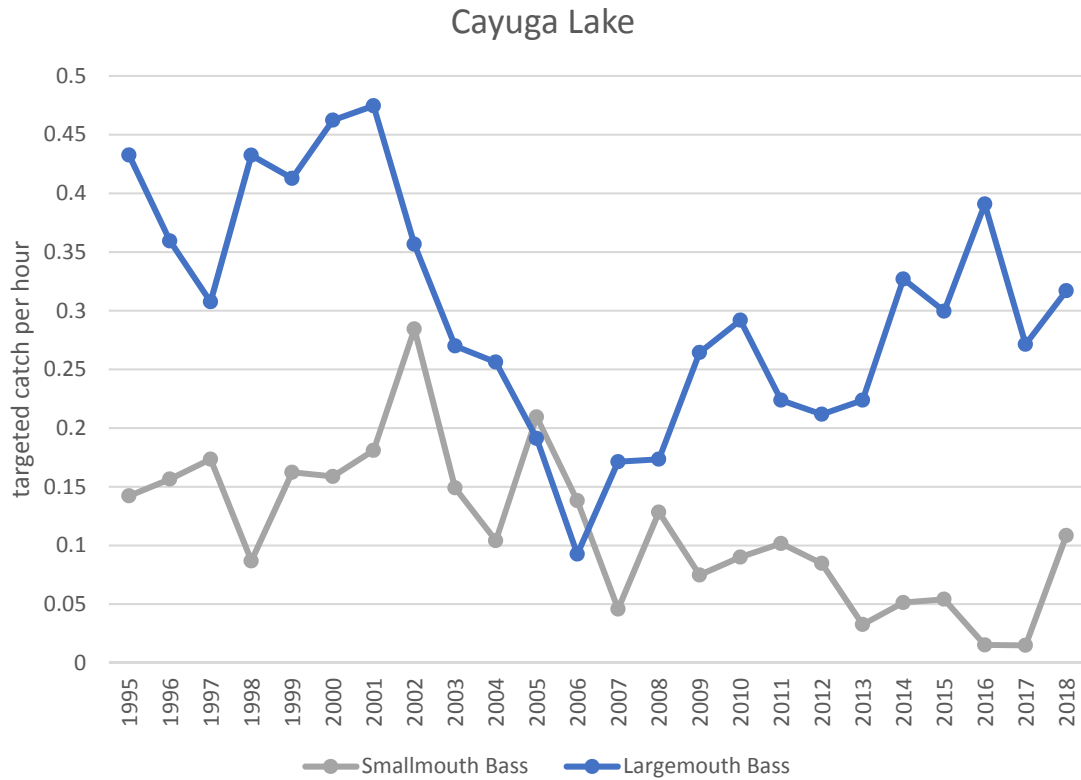
In 2018, eight Cayuga Lake tributary diary cooperators caught 53 legal Rainbow Trout, 3 legal Brown Trout, 5 legal Lake Trout, and 21 legal landlocked salmon. Of the legal salmonids

caught, 5 Lake Trout, 36 Rainbow Trout, 0 Brown Trout and 5 landlocked salmon were kept. The largest Rainbow Trout, Brown Trout, and landlocked salmon caught were 25.0, 24.0, and 30.5 inches, respectively. Salmon Creek produced most of the landlocked salmon. Cayuga Inlet and Salmon Creek produced the highest catches of Rainbow Trout. Salmon Creek and Cayuga Inlet had the highest numbers of angler trips. As part of our effort toward a more diverse balance of angling opportunities, we increased the number of Rainbow Trout stocked in Cayuga Inlet and Enfield Creek by 5,000 (total) starting in 2013. We anticipate that these fish will be available to anglers in the tributaries and in the main lake and that we will begin to see improvement in Rainbow Trout catch rates. Despite relatively low numbers of Rainbow Trout reported caught by anglers, we have had good Rainbow Trout spawning runs at the fishway on Cayuga Inlet in recent years, except for 2017 when the fish bypassed the fishway and swam upstream to spawn without being counted first. Spring 2018 was a particularly good rainbow trout run, and spring 2019 is shaping up to be good as well.



### **Cayuga Lake Warmwater Fishing**

In 2018, twelve Cayuga Lake warmwater diary cooperators caught 41 legal Smallmouth Bass, 172 legal Largemouth Bass, 4 legal Northern Pike, and 107 legal Chain Pickerel. Of the 324 legal fish caught 22 Largemouth Bass, 0 Smallmouth Bass, and 20 Chain Pickerel were kept. The largest Smallmouth Bass, Largemouth Bass, Northern Pike and Chain Pickerel measured were 19.0, 22.0, 30.0, and 31.0 inches, respectively. The Northern Pike were caught at the north end in summer or at the south end in late fall. Most Chain Pickerel were caught at the north end in spring or early fall. Largemouth Bass fishing was best at the North End from late spring into early fall or at the south end in mid-summer. Smallmouth Bass catches were mainly split between Myers and the South End in the summer.



Targeted catch rate of legal Smallmouth Bass increased to 0.10 fish/hour, and targeted catch rate of legal Largemouth Bass increased to 0.31 fish/hour.

Thank you very much, please remember to check for fin clips, turn in your diaries at the end of the year and happy fishing in 2019!

Sincerely,

Emily Zollweg-Horan  
Senior Aquatic Biologist



NEW YORK STATE DEPARTMENT OF ENVIRONMENTAL CONSERVATION

**Cayuga Lake  
Trout and Salmon Fishing Diary Summary**

Year	Total # Angler Trips	% Trips Successful <sup>1</sup>	Ave Hours/Angler Trip	Legal Salmonids Kept <sup>2</sup>				Average Length of Legal Fish Kept (in.)				Average Weight of Legal Fish Kept (lbs)				# Hours to Catch 1 legal Salmonid	# of Coop.
				LT	RT	BT	LLS	LT	RT	BT	LLS	LT	RT	BT	LLS		
1963	1047	--	4.7	1017	--	--	--	23.2	--	--	--	3.9	--	--	--	4.9	--
1964	1633	--	4.3	1762	--	--	--	22.4	--	--	--	3.5	--	--	--	4.0	--
1965	1850	--	4.7	1834	--	--	--	22.1	--	--	--	3.9	--	--	--	4.7	--
1966	1660	--	5.2	1840	--	--	--	22.6	--	--	--	4.2	--	--	--	4.6	--
1967	1215	--	4.5	889	--	--	--	22.9	--	--	--	4.4	--	--	--	6.2	--
1968	1198	--	4.8	1217	--	--	--	22.6	--	--	--	4.3	--	--	--	4.8	--
1969	842	--	5.1	697	--	--	--	22.4	--	--	--	4.0	--	--	--	6.2	--
1970	793	--	5.1	726	--	--	--	22.2	--	--	--	4.0	--	--	--	5.6	--
1971	894	--	5.2	971	--	--	--	22.1	--	--	--	4.0	--	--	--	4.7	--
1972	527	--	5.8	452	--	--	--	22.1	--	--	--	4.0	--	--	--	6.7	--
1973	781	--	5.6	1067	62	--	44	23.1	--	--	--	4.5	--	--	--	4.1	--
1974	625	--	5.5	451	48	--	16	22.6	--	--	--	4.3	--	--	--	7.7	--
1975	521	--	4.0	663	71	--	33	23.1	--	--	--	5.2	--	--	--	4.1	--
1976	600	60	5.5	321	215	13	89	24.9	16.8	17.0	18.7	5.1	2.9	2.9	3.2	5.0	40
1977	826	58	6.2	764	146	81	32	24.4	15.6	13.7	19.6	5.3	2.3	1.5	4.8	4.9	57
1978	1237	49	3.7	597	173	229	17	24.0	15.7	14.7	22.7	5.5	1.7	1.5	2.4	6.7	85
1979	836	43	4.0	309	129	87	5	23.4	15.2	13.2	14.8	5.0	2.1	1.1	2.0	7.0	76
1980	856	65	3.8	423	241	368	20	22.2	15.7	15.2	17.4	4.5	2.1	1.9	1.9	4.4	75
1981	1297	69	4.2	800	607	705	165	21.9	16.0	14.7	17.5	4.2	2.0	1.7	2.0	3.4	102
1982	1072	66	4.0	622	294	445	144	21.5	14.8	13.8	17.1	3.9	1.6	1.4	2.2	3.7	86
1983	1104	69	3.9	782	306	347	341	21.2	15.4	15.2	18.3	3.7	1.9	1.6	2.5	3.6	74
1984	1552	70	3.6	926	305	224	421	20.9	15.7	14.7	17.5	3.1	1.8	1.4	2.0	2.5	70
1985	1752	85	4.1	1743	292	201	668	21.2	17.2	15.0	18.1	3.7	2.3	1.7	2.1	2.1	77
1986	1752	74	3.7	1416	173	281	241	22.2	18.1	15.8	18.8	4.2	3.7	2.2	3.2	2.6	69
1987	2140	78	4.2	1881	276	302	351	22.2	16.0	16.4	18.2	4.1	2.7	2.7	3.6	2.8	75
1988	2565	81	4.3	1987	501	316	1161	21.6	17.2	16.8	16.8	4.0	2.5	3.0	2.8	2.3	90
1989	2069	75	4.0	1725	229	193	303	22.1	17.1	17.4	20.1	4.3	3.0	3.2	4.4	3.0	79
1990	1813	74	4.2	1437	241	95	86	21.9	16.7	18.3	21.0	3.9	2.8	3.3	3.3	3.5	74
1991	2121	73	4.6	1501	177	104	153	22.7	17.9	19.0	17.0	4.2	2.3	3.2	1.8	4.0	87
1992	2136	69	5.2	1321	188	122	228	21.7	18.7	17.4	20.5	4.0	2.9	2.6	3.1	5.0	90
1993	1672	79	5.2	1446	69	90	43	22.2	18.4	18.1	20.5	4.5	3.0	3.2	2.9	4.2	90
1994	1548	61	5.2	647	114	138	35	22.7	17.8	17.6	19.4	4.8	2.7	2.8	3.2	6.6	94



NEW YORK STATE DEPARTMENT OF ENVIRONMENTAL CONSERVATION

**Cayuga Lake  
Trout and Salmon Fishing Diary Summary**

Year	Total # Angler Trips	% Trips Successful <sup>1</sup>	Ave Hours/ Angler Trip	Legal Salmonids Kept <sup>2</sup>				Average Length of Legal Fish Kept (in.)				Average Weight of Legal Fish Kept (lbs)				# Hours to Catch 1 legal Salmonid	# of Coop.
				LT	RT	BT	LLS	LT	RT	BT	LLS	LT	RT	BT	LLS		
1995	1926	76	5.3	1285	163	247	83	23.3	17.8	18.2	19.1	4.8	2.5	3.6	2.7	4.4	98
1996	2116	70	5.1	728	333	283	573	22.5	18.5	18.2	19.2	4.7	2.5	3.3	2.6	4.5	90
1997	2300	77	5.1	1276	126	409	394	23.8	19.5	17.9	21.1	4.9	3.5	3.3	3.4	3.8	101
1998	1484	72	4.9	830	61	171	169	21.8	19.0	18.5	20.3	3.7	3.0	3.4	3.2	3.8	79
1999	1303	74	5.3	783	137	168	290	21.3	18.7	18.0	19.7	3.6	2.6	3.0	3.5	3.8	65
2000	1454	77	5.3	945	102	237	440	20.9	20.0	17.9	21.1	3.4	3.8	3.7	4.2	3.3	69
2001	1615	73	5.3	1188	77	503	222	22.0	18.5	18.7	20.8	4.1	3.0	3.8	3.8	2.7	68
2002	1164	79	5.9	978 (556)	96 (14)	161 (40)	333 (75)	21.7	19.1	19.1	19.7	4.0	3.1	4.4	3.2	3.0	55
2003	724	72	4.5	368 (293)	9 (6)	73 (56)	113 (137)	22.3	20.0	19.5	21.2	4.1	3.4	4.7	3.4	3.1	58
2004	749	69	5.0	808 (384)	20 (13)	50 (17)	44 (10)	22.4	20.4	21.0	20.4	4.3	5.6	5.5	3.6	2.8	57
2005	1199	73	4.8	953 (682)	20 (12)	51 (23)	77 (20)	23.2	19.6	18.9	20.8	4.8	3.4	4.0	3.5	3.1	63
2006	1013	74	5.0	722 (821)	23 (12)	34 (24)	35 (13)	23.6	18.0	18.7	20.6	5.2	2.8	4.9	4.8	3.0	61
2007	745	73	4.7	350 (540)	20 (22)	69 (83)	26 (31)	24.8	18.5	18.8	20.1	5.3	3.3	3.3	4.0	3.1	49
2008	905	76	4.8	700 (411)	43 (11)	126 (50)	122 (33)	22.6	19.8	20.0	20.0	4.8	3.4	4.2	3.7	2.9	43
2009	580	78	4.9	269 (358)	11 (6)	78 (29)	39 (15)	24.4	20.3	20.2	20.1	5.0	3.0	4.7	2.7	3.5	34
2010	791	78	4.8	460 (379)	35 (8)	54 (34)	95 (18)	22.9	19.4	19.6	19.5	4.9	3.5	4.7	2.9	3.5	46
2011	905	83	4.9	611 (762)	22 (16)	26 (45)	118 (63)	23.4	19.4	22.8	20.9	5.4	2.5	7.6	3.4	2.7	47
2012	677	79	4.5	292 (605)	7 (7)	36 (30)	102 (87)	23.6	19.3	20.3	21.0	4.6	3.3	4.5	3.2	2.6	35
2013	672	64	4.5	391 (314)	38 (24)	23 (5)	71 (16)	22.3	19.5	18.8	20.7	5.2	3.5	4.1	4.2	3.4	41
2014	466	83	4.2	308 (590)	18 (9)	37 (30)	23 (6)	22.3	19.1	18.2	19.5	4.6	--	--	--	1.9	27
2015	679	79	4.4	428 (987)	14 (11)	21 (28)	47 (30)	23.5	19.0	21.3	21.0	5.1	3.2	5.6	3.9	1.9	36
2016	774	89	4.7	405 (1015)	49 (23)	28 (26)	89 (57)	23.1	19.7	20.1	19.5	4.0	4.0	4.8	1.9	2.1	25
2017	954	89	4.6	513 (1171)	43 (35)	62 (48)	165 (138)	22.7	20.1	19.1	21.2	4.5	4.5	3.8	4.0	2.0	40
2018	820	85	4.5	593 (1286)	39 (53)	61 (53)	44 (66)	24.2	19.3	19.4	22.0	5.5	3.1	3.9	3.4	1.7	34

1 - Success equals one or more legal salmonid caught.

2 - Number of legal lake trout - LT, rainbow trout - RT, brown trout - BT and landlocked Atlantic salmon - LLS kept.

3 - Beginning in 2002, the number of legal lake trout - LT, rainbow trout - RT, brown trout - BT and landlocked Atlantic salmon - LLS caught and released are shown in parentheses ( ) to the right of the number kept.





NEW YORK STATE DEPARTMENT OF ENVIRONMENTAL CONSERVATION

**Cayuga Lake Tributaries  
Trout and Salmon Fishing Diary Summary**

Year	Total # Angler Trips	% Trips Successful <sup>1</sup>	Ave Hours/ Angler Trip	Legal Salmonids Kept <sup>2</sup>				Average Length of Legal Fish Kept (in.)				Average Weight of Legal Fish Kept (lbs)				# Hours to Catch 1 legal Salmonid	# of Coop.
				LT	RT	BT	LLS	LT	RT	BT	LLS	LT	RT	BT	LLS		
1978	148	42	3.2	--	59	4	3	--	15.2	14.3	18.9	--	3.8	2.8	3.0	10.1	25
1979	296	62	3.4	--	380	17	4	--	15.0	13.1	20.9	--	2.1	1.0	3.0	2.4	30
1980	232	65	3.0	--	285	17	6	--	14.2	14.3	18.5	--	2.4	1.4	3.1	2.4	25
1981	380	78	3.3	24	561	50	33	25.6	15.5	14.5	17.7	4.6	2.2	1.3	2.9	2.0	46
1982	295	62	3.1	--	313	19	3	--	16.7	14.4	18.0	--	1.6	1.3	4.0	3.2	45
1983	232	64	2.8	--	253	9	32	--	14.9	12.7	18.9	--	3.1	1.5	--	2.9	30
1984	455	54	3.0	--	449	45	148	--	14.8	12.8	17.2	--	2.2	1.1	3.5	1.6	39
1985	334	72	3.5	1	274	23	48	23.5	16.4	13.9	21.0	--	1.8	1.4	3.3	2.7	35
1986	281	58	3.2	2	99	65	15	26.0	18.1	16.5	22.5	--	--	1.6	--	3.6	26
1987	407	68	3.1	1	309	56	32	29.0	16.8	19.7	22.5	--	2.8	--	4.8	2.5	32
1988	357	61	3.2	2	242	48	41	27.5	16.4	18.8	21.6	7.0	2.7	--	4.9	2.4	30
1989	408	68	3.5	14	226	74	42	26.6	18.5	19.8	22.6	4.7	2.8	3.7	5.6	2.9	32
1990	376	73	3.3	13	175	91	17	26.3	17.9	19.9	20.0	5.5	3.5	4.2	2.6	2.2	26
1991	167	48	3.5	1	50	16	1	29.0	19.3	20.3	17.5	8.3	3.8	4.0	--	3.8	21
1992	267	47	2.8	--	99	43	13	--	20.5	21.0	22.8	--	4.5	4.2	4.2	3.3	27
1993	223	44	3.4	--	62	28	11	--	20.9	19.8	21.1	--	4.8	4.0	4.3	4.6	24
1994	330	31	3.0	1	42	29	2	25.0	19.4	20.6	23.0	4.0	2.9	3.5	5.0	6.7	31
1995	234	32	3.4	2	38	11	4	27.2	18.8	22.6	23.1	--	2.1	5.1	--	8.4	30
1996	298	50	3.0	--	98	28	7	25.0	19.5	21.2	19.6	4.5	3.0	6.0	2.5	3.6	33
1997	139	56	2.9	--	24	16	13	--	21.0	20.2	21.8	--	2.8	3.6	3.9	3.9	24
1998	94	35	3.1	--	22	4	1	--	19.4	17.1	24.0	--	2.8	1.3	--	7.3	23
1999	108	29	2.4	--	18	1	1	--	20.8	20.1	25.5	--	3.0	4.0	4.3	7.1	23
2000	109	49	3.0	--	14	11	9	--	20.3	20.0	22.7	--	--	5.8	5.0	6.1	13
2001	208	46	2.9	2	45	23	4	22.2	21.3	21.7	20.1	3.7	4.8	4.4	3.0	4.4	24
2002	102	49	3.3	--	20 (40)	22 (16)	--	--	21.8	22.6	--	--	4.6	5.4	--	3.5	17
2003	112	42	2.7	2	18 (31)	6 (15)	3 (9)	26.3	19.5	23.2	22.7	5.5	3.1	6.5	--	3.6	19
2004	73	23	2.6	--	5 (6)	4 (2)	1 (3)	--	18.6	21.9	26.7	--	--	--	8.7	9.0	14
2005	105	36	2.7	-- (1)	19 (20)	1 (8)	-- (6)	--	21.6	16.0	--	--	4.9	1.5	--	5.1	18
2006	95	37	3.2	--	6 (8)	5 (10)	2 (2)	--	21.8	20.0	21.5	--	4.0	--	--	9.3	14
2007	101	34	3.0	--	8 (2)	-- (14)	2 (10)	--	18.6	--	22.5	--	--	--	--	8.4	12
2008	114	58	2.7	--	6 (25)	10 (17)	7 (26)	--	21.1	23.2	21.4	--	4.0	6.4	3.9	3.3	11
2009	116	53	2.6	--	17 (17)	4 (4)	3 (14)	--	21.8	22.5	21.3	--	3.2	7.2	--	5.1	14
2010	139	24	2.7	3	4 (27)	-- (2)	1 (14)	25.0	23.0	--	23.0	--	--	--	--	7.3	14
2011	104	40	2.2	--	7 (7)	1 (3)	8 (29)	--	20.4	24.5	23.1	--	1.5	--	--	4.3	11
2012	60	40	2.6	--	6 (8)	1 (8)	5 (6)	--	17.8	16	19.9	--	2.5	--	--	4.5	9
2013	59	35	2.4	1	21 (6)	-- (1)	-- (1)	21.0	21.7	--	--	4.0	2.3	--	--	4.7	11
2014	111	28	1.7	--	4	17 (3)	7 (5)	--	20.6	21.1	20.9	--	2.8	--	--	5.4	11
2015	111	54	2.6	0	6 (31)	18 (4)	24 (14)	--	24.2	22.9	22.6	--	4.7	6.2	4.5	3.0	11
2016	131	54	2.1	0 (3)	9 (42)	11 (10)	3 (16)	--	20.1	22.7	23.3	--	2.4	10.5	--	2.9	9
2017	53	55	2.5	2	4 (1)	1 (3)	12 (28)	--	22.8	28	23.6	--	4.0	--	4.4	2.6	11
2018	56	67	2.4	5	36 (17)	0 (3)	5 (16)	26.8	19.7	--	24.8	6.1	2.6	--	5.8	1.6	8

1 - Success equals one or more legal salmonid caught.

2 - Number of legal lake trout - LT, rainbow trout - RT, brown trout - BT and landlocked Atlantic salmon - LLS kept.

3 - Beginning in 2002, the number of legal lake trout - LT, rainbow trout - RT, brown trout - BT and landlocked Atlantic salmon - LLS caught and released are shown in parentheses ( ) to the right of the number kept.



NEW YORK STATE DEPARTMENT OF ENVIRONMENTAL CONSERVATION

**Cayuga Lake  
Warmwater Fishing Diary Summary**

Year	Total # Angler Trips	% Trips Successful <sup>1</sup>	Ave Hours/ Angler Trip	Legal Gamefish					Average Length of Legal Fish Kept (in.)					Average Weight of Legal Fish Kept (lbs)					# Hours to Catch 1 legal Gamefish	# of Coop.
				Kept <sup>2</sup>		(Released) <sup>3</sup>			SMB	LMB	WAE	NOP	PKL	SMB	LMB	WAE	NOP	PKL		
1978	49	33	2.4	22	--	--	--	2	13.6	--	--	--	21.0	2.0	--	--	--	1.6	8.8	3
1979	94	63	4.4	58	86	--	3	21	13.8	15.3	--	37.3	19.6	1.9	2.9	--	14.0	1.0	3.5	7
1980	46	83	3.6	40	7	--	1	3	14.7	14.8	--	42.0	18.2	2.4	2.1	--	17.3	1.8	2.1	5
1981	48	92	3.4	44	17	--	1	2	14.5	17.6	--	31.0	27.0	1.9	--	--	--	4.0	2.6	7
1982	20	95	4.5	19	26	--	1	4	15.0	14.8	--	31.0	18.0	2.0	1.2	--	6.5	1.8	2.8	6
1983	31	90	6.7	44	39	--	2	9	13.9	13.8	--	22.5	18.3	1.3	1.4	--	3.3	1.4	2.2	5
1984	30	70	2.5	5	27	--	--	--	14.9	13.8	--	--	--	--	--	--	--	--	3.5	6
1985	231	94	4.5	12	237	--	--	9	14.5	14.5	--	--	19.9	3.7	3.0	--	--	2.1	1.9	7
1986	171	94	3.7	4	199	--	--	1	15.8	14.7	--	--	21.3	--	2.3	--	--	--	1.3	4
1987	141	91	2.6	5	245	--	--	7	16.4	13.3	--	--	21.0	--	1.5	--	--	2.0	0.8	4
1988	338	94	3.3	14	360	--	--	--	16.3	14.7	--	--	--	1.7	1.3	--	--	--	1.8	7
1989	285	97	2.8	3	267	--	5	--	15.3	14.5	--	26.1	--	1.8	1.3	--	--	--	2.1	6
1990	176	93	3.1	12	276	--	1	--	15.4	14.6	--	27.0	--	--	--	--	--	--	1.2	8
1991	137	47	3.1	17	184	--	1	--	14.8	13.9	--	25.3	--	--	--	--	--	--	1.1	6
1992	260	96	3.5	123	320	--	1	1	14.7	14.9	--	25.3	23.0	3.0	2.9	--	--	--	1.2	12
1993	217	86	2.9	40	273	--	--	1	14.4	14.8	--	--	16.0	--	3.5	--	--	--	1.3	10
1994	260	92	4.2	77	256	--	5	1	14.9	14.7	--	24.0	16.0	--	3.1	--	--	--	1.7	11
1995	196	95	3.8	52	172	--	--	--	14.8	15.2	--	--	--	2.8	3.1	--	--	--	1.5	10
1996	210	91	3.2	31	85	--	1	--	14.2	15.4	--	--	--	--	2.6	--	--	--	1.3	12
1997	174	88	3.7	72	98	--	--	--	14.9	14.6	--	--	--	--	2.8	--	--	--	1.8	11
1998	187	90	3.4	21	123	--	--	--	14.1	14.3	--	--	--	--	3.1	--	--	--	1.7	10
1999	166	91	3.6	48	161	--	--	--	14.9	15.1	--	--	--	--	3.7	--	--	--	1.6	9
2000	173	93	3.7	50	114	--	--	--	15.2	14.2	--	--	--	3.1	3.5	--	--	--	1.2	8
2001	133	90	3.5	37	46	--	--	--	15.2	15.5	--	--	--	--	--	--	--	--	1.3	10
2002	117	89	4.1	38 (96)	6 (157)	--	-- (4)	-- (48)	13.9	14.4	--	--	--	--	--	--	--	--	1.4	9
2003	105	82	4.7	20 (53)	4 (121)	--	-- (29)	-- (35)	15.4	16.6	--	--	--	--	--	--	--	--	1.9	10
2004	148	83	4.8	28 (45)	46 (111)	--	2 (34)	6 (40)	15.2	15.9	--	28.3	19.5	--	3.4	--	--	--	2.3	11
2005	152	79	4.8	36 (104)	31 (96)	--	-- (19)	-- (22)	15.3	15.3	--	--	--	--	--	--	--	--	2.4	13
2006	133	72	5.1	30 (58)	16 (43)	--	1 (18)	-- (8)	15.2	15.8	--	--	--	--	--	--	--	--	3.9	14
2007	109	69	4.8	12 (11)	38 (50)	--	-- (8)	3 (9)	15.1	15.2	--	--	17.3	--	2.6	--	--	--	4.0	13
2008	96	87	5.0	25 (32)	32 (45)	--	-- (7)	3 (13)	15.0	15.4	--	--	20.0	--	--	--	--	--	3.0	10
2009	113	85	4.5	13 (17)	26 (84)	--	2 (16)	18 (20)	14.9	15.3	--	29.0	18.6	--	--	--	--	--	2.6	9
2010	102	78	4.4	8 (25)	21 (101)	--	1 (19)	8 (15)	14.3	15.9	--	28.0	19.6	--	--	--	--	--	2.2	8
2011	100	84	4.8	17 (22)	22 (95)	--	4 (49)	12 (24)	15.3	16.1	--	28.6	19.7	--	--	--	--	--	1.9	10
2012	81	80	5.2	10 (25)	28 (37)	--	1 (16)	6 (5)	15.4	14.9	--	32.0	19.8	--	--	--	--	--	3.3	10
2013	111	70	4.5	9 (6)	70 (36)	--	0 (8)	0 (21)	14.8	13.3	--	--	--	--	--	--	--	--	3.4	11
2014	116	82	4.1	2 (19)	13 (119)	--	2 (28)	10 (79)	14.4	15.9	--	31	20.1	--	--	--	--	--	1.7	10
2015	70	84	5.1	0 (15)	8 (78)	--	0 (12)	12 (45)	--	15.5	--	--	20.7	--	--	--	--	--	2.3	5
2016	61	94	4.6	0 (3)	5 (88)	--	10 (7)	5 (57)	--	13.2	--	22.8	20.6	--	--	--	--	--	1.6	7
2017	228	86	5.3	10 (6)	29 (250)	--	0 (0)	57 (126)	15.8	16.1	--	--	20.8	--	--	--	--	--	2.5	10
2018	154	83	4.1	0 (41)	22 (150)	--	0 (4)	20 (87)	--	15.9	--	--	20.6	--	--	--	--	--	2.0	12

1 - Success equals one or more legal warmwater gamefish caught.

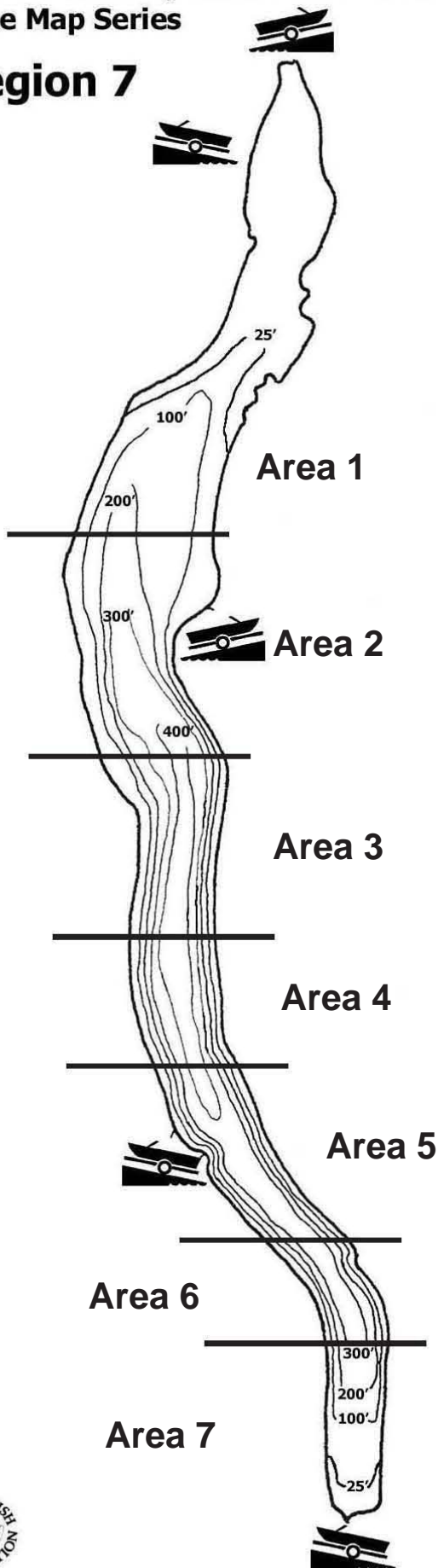
2 - Number of legal smallmouth bass - SMB, largemouth bass - LMB, walleye - WAE, northern pike - NOP and pickerel - PKL kept.

3 - Beginning in 2002, the number of legal smallmouth bass - SMB, largemouth bass - LMB, walleye - WAE, northern pike - NOP and pickerel - PKL caught and released are shown in parentheses ( ) to the right of the number kept.



# Region 7

# Cayuga Lake



**Not For Use in Navigation**

## Cayuga Lake

**County: Seneca, Cayuga, Tompkins**

**Surface Area: 42,956 Acres**

**Fish Species Present:** Lake Trout, Landlocked Salmon, Brown Trout, Rainbow Trout, Smallmouth Bass, Largemouth Bass, Northern Pike, Chain Pickerel, Yellow Perch, Black Crappie, Bluegill, Rock Bass, Pumpkinseed, Channel Catfish, Freshwater Drum, Brown Bullhead

**Scale:** 0  22,000 ft

