



Department of
Environmental
Conservation



Climate Smart
Communities

Climate Smart Communities Grants: Local Benefits

June 28, 2023
Dazzle Ekblad
NYS DEC Office of Climate Change

Welcome! Webinar Logistics



- Introductions: Dazzle Ekblad & Lauren Steinberg
- All attendees are muted.
- This webinar will be recorded and posted online, along with the slides.
- Live Q&A after presentations. To ask questions during presentations:
 - 1) Use the chat function.
 - 2) During the Q&A, raise your hand and Lauren will un-mute you.





**Climate Smart
Communities**

State Support for Local Climate Action



Assistance to local government leaders to:

- Reduce greenhouse emissions
- Adapt to climate change

Voluntary. No fees. Sponsored by 8 NYS state agencies

Comprehensive. Flexible. Collaborative.

DEC CSC Funding Programs



Municipal Zero-emission Vehicle (ZEV) Program

- Rebates for electric vehicles for municipal fleets
- Grants for ZEV charging/fueling stations

CSC Grants

- **Purpose:**
 - Build capacity of local governments to implement projects by supporting planning, inventory, and assessment work that aligns with the CSC Certification Program.
 - Support NYS municipalities in the implementation of projects to mitigate GHG emissions and adapt to the effects of climate change.



CSC Grants - Overview



- **Eligibility:** Lead applicant must be a municipality: county, city, town, village
 - Applicants do NOT need to be a registered or certified CSC
- **50/50 match:** In-kind match allowed, but not federal or other state funds
- Apply via [CFA](#) before **July 28, 2023, at 4:00 p.m.**
- PLEASE SEE THE [2023 RFA](#) FOR DETAILS!
- Listen to the [pre-recorded webinar](#) on the CFA website
- \$8 million total available for 2023:
 - \$1 million for CSC certification projects
 - \$7 million for implementation projects



CSC Grants – Certification

Award size: \$10,000 to \$200,000

Specific certification actions for planning, inventories, and assessments related to:

- Reducing GHG Emissions - PE2 actions
 - [PE2 Action: Community Climate Action Plan](#)
- Municipal Fleet Mgmt - PE3 actions
- Materials Mgmt - PE5 actions
- Climate-smart Land Use - PE6 actions
- Adaptation - PE7 actions, such as:
 - [PE7 Action: Climate Vulnerability Assessment](#)
 - [PE7 Action: Climate Adaptation Plan](#)



CSC Grants - Implementation



Award size: \$50,000 to \$2,000,000

Engineering/design max. of 15%

Two subcategories:

1) **GHG Mitigation** – example project types:

- Reducing VMT (e.g., bike lanes)
- Anaerobic digestion at wastewater treatment plants
- Mgmt of refrigerants (fluorinated gases like HFCs)

2) **Adaptation** – example project types:

- Increasing natural resilience through floodplain restoration
- Flood-risk reduction (e.g., rightsizing bridges or culverts)



Scoring for CSC Implementation Grants

Implementation Scoring Overview

Category	Max. Points			Min. Points
Disadvantaged Communities	10	-	-	0
Financial Hardship	5	2	0	-
CSC Status	6	4	2	0
Project Criticality	20	15	8	0
Effectiveness of Proposal	20	13	5	0
Planning Context	5	3	-	0
Implementation Readiness	10	7	3	0
Reasonableness of Cost	20	12	5	0
Quality of Application	4	2	1	0
Total Available Points	100			



What is a Disadvantaged Community in NYS?

- To address inequities and past discrimination, New York will ensure that Disadvantaged Communities (DACs) directly participate in, and benefit from, the State's climate actions and the transition to a clean energy economy.
- The NYS Climate Act requires that DACs receive a minimum of 35% of benefits on spending on clean energy and efficiency programs and other related investments.
- The Climate Justice Working Group led efforts to identify DACs. The criteria include 45 indicators that measure climate-related risks, health vulnerabilities, and socio-economic factors.
- Using this criteria, 35% of New York census tracts were designated as DACs.
- See the [interactive DAC mapper](#) with details of the 45 indicators.

CSC Coordinators are here to help!



Climate Smart
Communities



Climate Smart
Communities

About

Actions & Certification

Support

DASHBOARD

SIGN OUT

> About

> Actions & Certification

> Support

CSC Coordinators

CSC Scorecard

Regional Greenhouse Gas
Inventories in NYS

Webinar Presentation Archive

Find a Coordinator in Your Region

Climate Smart Communities Coordinators are available to provide free support services to municipalities across the 10 regions of New York State. Coordinators assist and support local governments in taking action to reduce greenhouse gas emissions and adapt to climate change through outreach, planning, education, and capacity building.



CAPITAL REGION

Tara Donadio

Capital District Regional Planning Commission

Tara.Donadio@cdrpc.org

Planning and Action at the Local Level: City of Kingston, NY

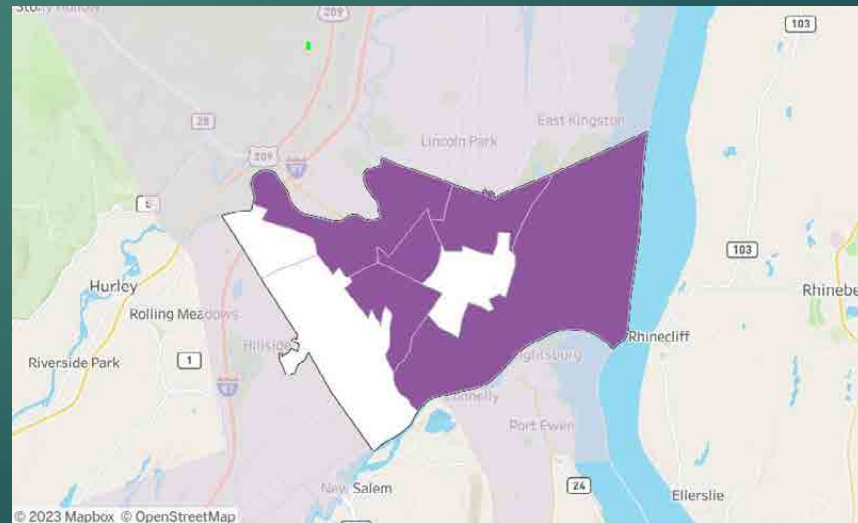
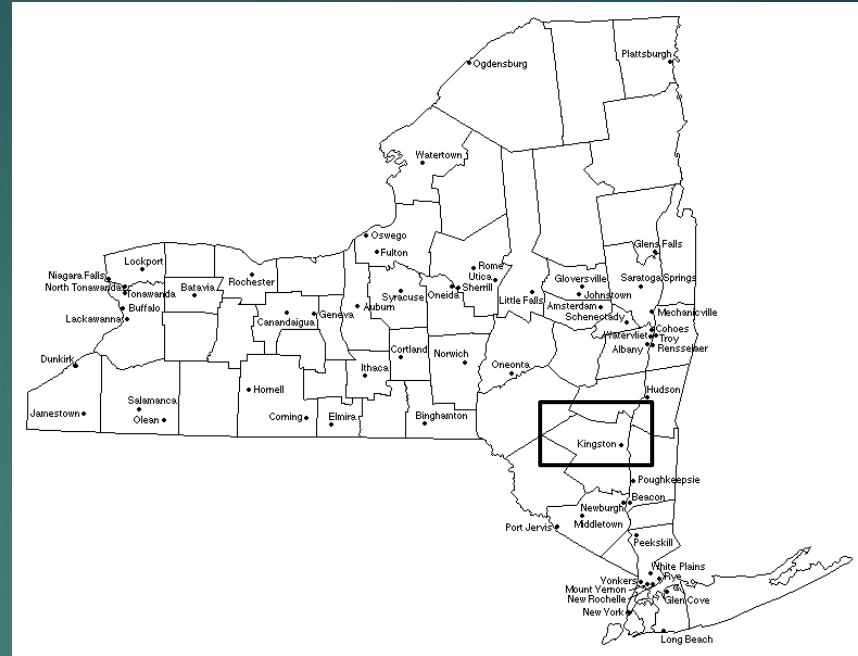
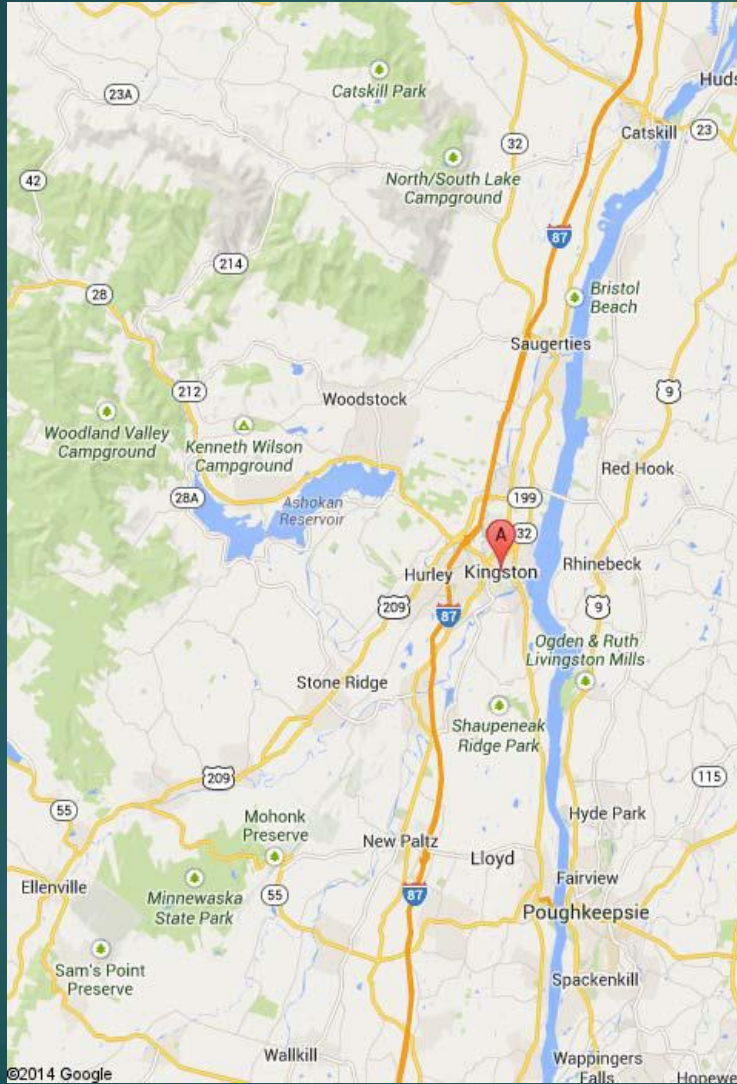


Julie Noble

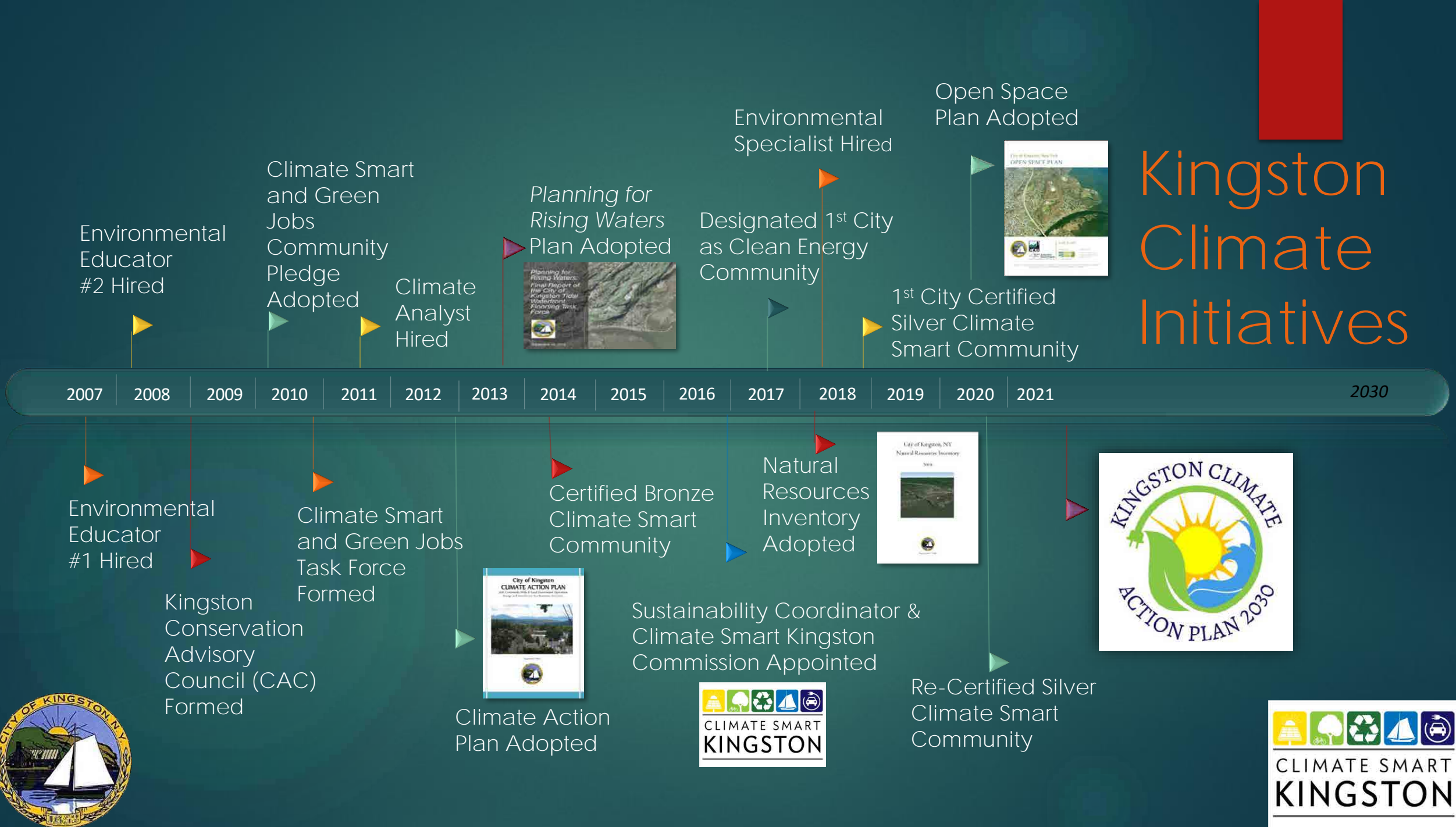
Environmental Education and Sustainability Coordinator
City of Kingston
June 28, 2023



City of Kingston, NY



Kingston Climate Initiatives



Broadway Streetscapes Project

2015-2022



What Project Entailed

The Broadway Streetscape Project includes:

- ❖ new ADA accessible sidewalks
- ❖ paving
- ❖ new street lane configuration for parking, bikes, and vehicles
- ❖ improved safety for all users
- ❖ synchronized traffic lights
- ❖ 49 bioswales
- ❖ 2 interpretive panels that explain the bioswales
- ❖ 22 benches
- ❖ 76 new street trees
- ❖ 235 deciduous shrubs, 1470 herbaceous plants
- ❖ 23 trash and 23 recycling cans
- ❖ 28 bike racks
- ❖ removal of parking meters and addition of free 2-hour parking
- ❖ integration with the I-587 Roundabout and the Broadway/Grand Street Intersection Improvements project
- ❖ connection on the Kingston Greenline and Empire State Trail



Budget

- ❖ Total Project Investment: \$25,000,0000
- ❖ Other Funding Sources
 - ❖ NYSDOT - Transportation Enhancements Program - \$2,001,500+
 - ❖ NYSDOT - Reallocated Earmark Funds - \$360,000+
 - ❖ NYSERDA - Cleaner, Greener Communities Program - \$844,000+
 - ❖ NYSEFC - Green Infrastructure Grant Program - \$1,400,000+
 - ❖ City Bonding -remainder
- ❖ NYSDEC - Climate Smart Communities Program - \$850,000
 - ❖ 100% Match
 - ❖ Salaries, Contractual services- Construction Contractor
 - ❖ 1) manage the pre-construction processes such as Right-of-Way acquisition and design, and
 - ❖ 2) contribute to the overall construction cost



Broadway, Then



Broadway, Now



City of Kingston Organics Diversion Study

2019-2023



What Study Entailed



- ❖ Survey (Residents and small businesses)
- ❖ Waste audits and evaluations of municipal buildings and events
- ❖ Stakeholder feedback (Municipal staff, Small businesses, Composting facilities, DPW, Haulers, Parks & Rec, etc.)
- ❖ 11 case studies from other municipalities
- ❖ Cost benefit analysis
- ❖ GHG emissions estimates
- ❖ Municipal code draft changes
- ❖ Funding opportunities



Budget

- ❖ Total Project Investment to date: \$105,606.37
- ❖ Other Funding Sources
 - ❖ City General Fund-\$10,312.57
 - ❖ HVRC Match \$32,333.80
- ❖ NYSDEC - Climate Smart Communities Program - \$62,960
 - ❖ 50% Match
 - ❖ Personnel, Outreach and Materials, Equipment and Supplies
 - ❖ Contractual Services- Hudson Valley Regional Council



Kingston Context

Kingston Organics Drop Off Food Scrap Sites

Community Drop Off Sites

- Forsyth Park
- Everett Hodge Center
- AMNC
- Hutton Park
- Rondout Comm. Garden
- Hasbrouck Park
- RNC
- Kingston Point Park
- Loughran Park
- Barmann Park
- Block Park



- ❖ Kingston 2030 Climate Action Plan – called for establishing organic waste collection and implementing final recommendations of this plan.
- ❖ Kingston Sanitation Dept. hauls residential and some commercial waste.
- ❖ Willingness of community and leadership to push the needle and be an environmental leader. Kingston was one of the first CSC Silver Certified Communities in the State.

- ❖ Significant distance from solid waste facility – Seneca Meadows Landfill.
- ❖ Entire Disadvantaged Community Population will be serviced.



Recommendations

1. Institute Organics Diversion Program
 - a) Phased curbside food waste collection program for residential and small commercial customers
 - b) Neighborhood-based composting locations and food waste drop-off locations
 - c) Continued and increased promotion of residential backyard composting
 - d) Education on the availability of on-site composting technologies for small commercial
 - e) Phased food waste collection program for municipal buildings, recreation facilities and events
2. Use Existing Composting Facility
3. Update Municipal Code to Reflect Program Implementation
4. Distribute Residential Bins
5. Dedicated Recycling Coordinator
6. Apply for Existing Funding Opportunities



Implementation

Program Launch
July 2023

Kingston Organics Phase 1 Community Food Scrap Drop-off Program



- ❖ Voluntary, free registration
- ❖ Secure community drop-off sites
- ❖ Food scraps only
- ❖ Free to all City residents
- ❖ Use your own container (no container provided)





11 Secure Community Sites

Andy Murphy Mid-town Neighborhood Center, 467 Broadway

Block Park, 208-304 Abeel St

Barmann Park, 2-36 R South Prospect St

Everette Hodge Center, 15-21 Franklin St

Forsyth Park, 125 Lucas Ave

Hasbrouck Park, Hasbrouck Park Road

Hutton Park, Grant St

Loughran Park, Manor Pl

Kingston Point Park, 66-106 Delaware Ave

Rondout Community Garden, 100-112

Murray St

Rondout Neighborhood Center, 103 Broadway

The Sites



Future Phases of Kingston Organics

Phases 2 and 3 are future *voluntary, registration only* planning phases:

Commercial Curbside Collection

Residential Curbside Collection



Evaluation of the Drop-off Program will inform future phases, including:

Cost

Community interest

Equipment and Personnel

Phase 1 Success





Find more about
Kingston's
Sustainability
Initiatives at
[www.Kingston-ny.gov/
sustainability](http://www.Kingston-ny.gov/sustainability)

Julie Noble
Environmental Education and
Sustainability Coordinator
julienoble@kingston-ny.gov
(845) 481-7339



City of Rochester's CSC Grant Funded Projects



June 28, 2023

Climate Smart Communities Grants Webinar

Shalini Beath, Energy & Sustainability Manager

City of Rochester Department of Environmental Services, Division of Environmental Quality, Office of Energy & Sustainability



City of Rochester, NY
Malik D. Evans, Mayor
Rochester City Council



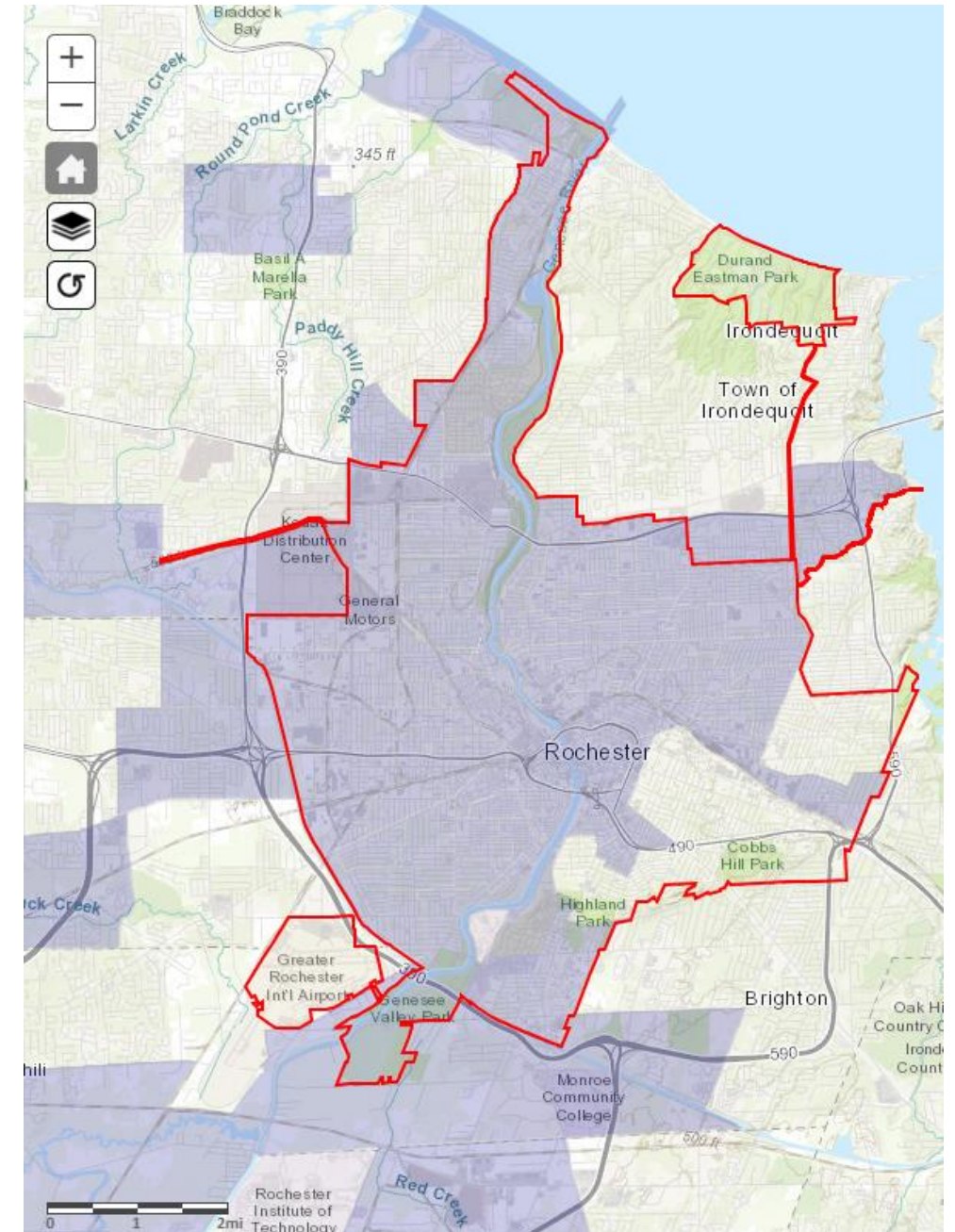
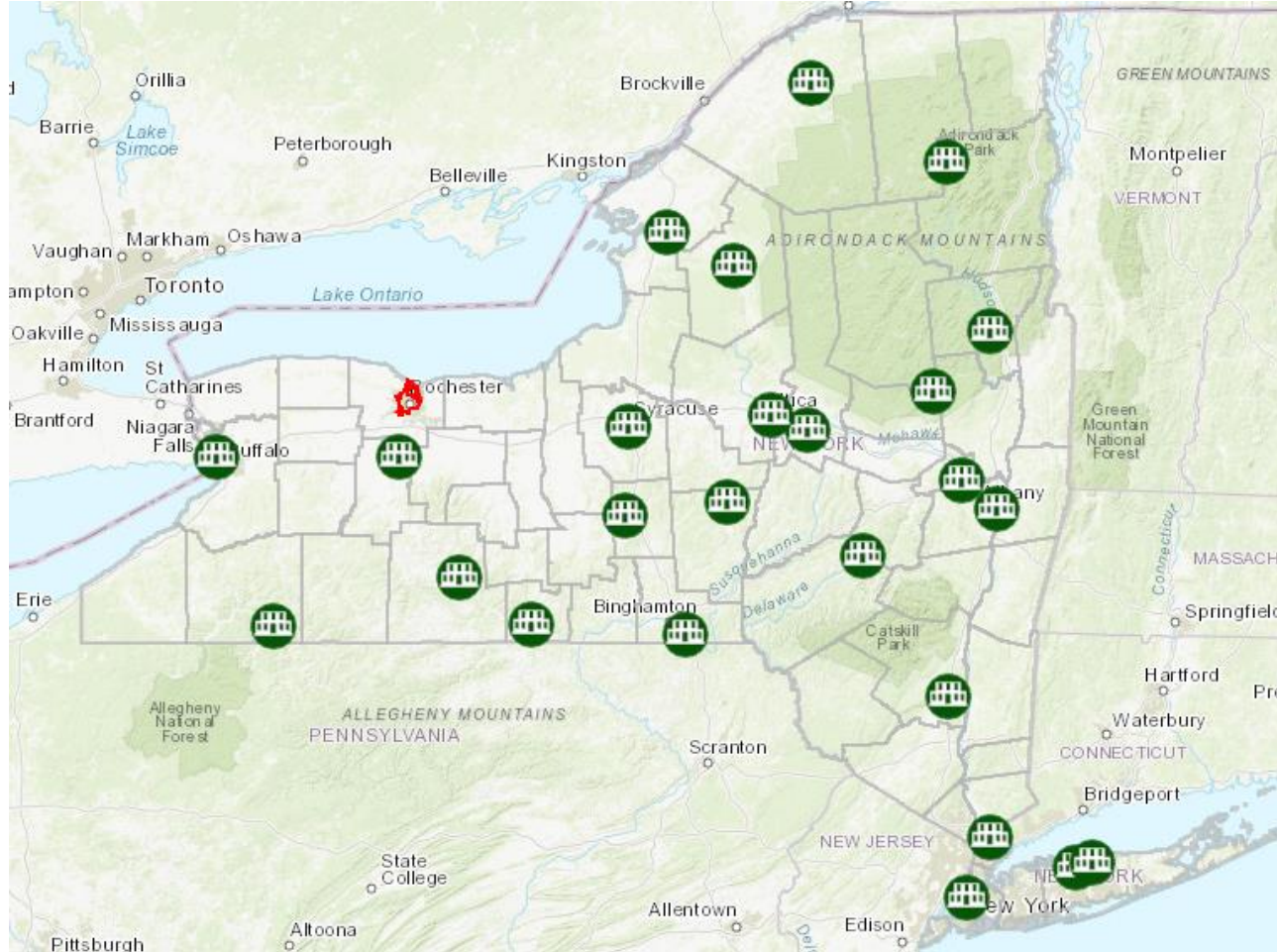
City of Rochester, NY



Overview

City of Rochester's CSC Grant Funded Projects:

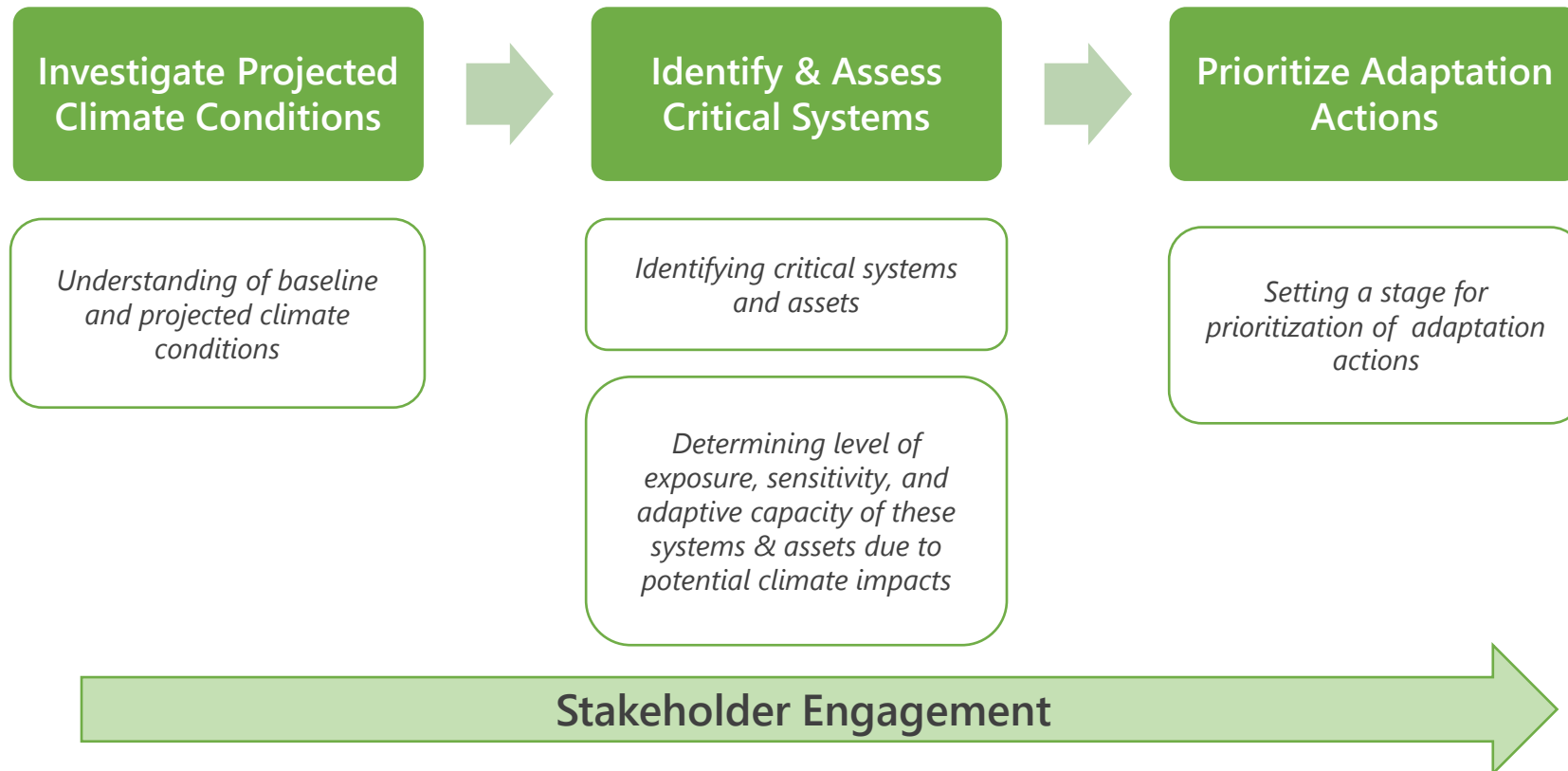
- Climate Vulnerability Assessment (CVA) and Climate Change Resilience Plan (CCRP)
 - Continuation of the City of Rochester's climate planning efforts
 - Supports the adaptation and resiliency components of the Community-wide Climate Action Plan
- City of Rochester received CSC Grant Funds in the amount of \$40,000 for CVA and \$50,000 for CCRP



DECinfo Locator: <https://gisservices.dec.ny.gov/gis/dil/>

Climate Vulnerability Assessment (CVA)

- The CVA provided a way to evaluate how various resources and assets respond to climate change impacts and based on their climate vulnerability, prioritized climate adaptation strategies.
- Set the stage for the Climate Adaptation Plan (2019)



Over the next 50 years,
Rochester may experience



warmer winters and
hotter summers.



more short-duration
summertime droughts.



more days with temperatures
above 90° F and longer heatwaves
annually.



about 10% increase in average
annual rainfall.

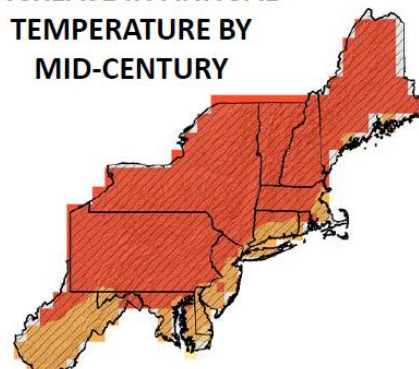


two to three times more frequent
extreme weather events.

Regional and Local Climate Projections



INCREASE IN ANNUAL TEMPERATURE BY MID-CENTURY



Climate projections for annual and season annual temperature using the A2 (high) emissions scenarios. Sources: NOAA

WINTER



SPRING



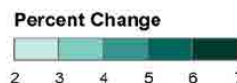
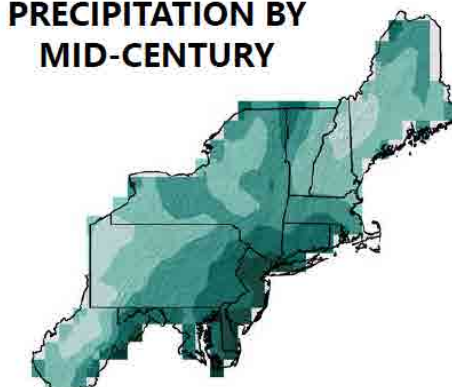
SUMMER



FALL



CHANGES IN ANNUAL PRECIPITATION BY MID-CENTURY



Climate projections for annual and season annual temperature using the A2 (high) emissions scenarios. Sources: NOAA

WINTER



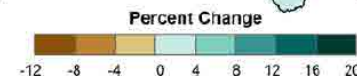
SPRING



SUMMER



FALL



PLANNING SUBJECT AREAS

SYSTEMS	INFRASTRUCTURE	NATURAL RESOURCES	SOCIOECONOMIC
	Transportation	Environmental Resources	Public Health
	Utilities	Natural Habitat	Economy
	Water	Recreational & Open Spaces	Cultural Resources
	Buildings & Facilities		Social Systems/Human Services



Determined vulnerability ranking through the lenses of:

EQUITY

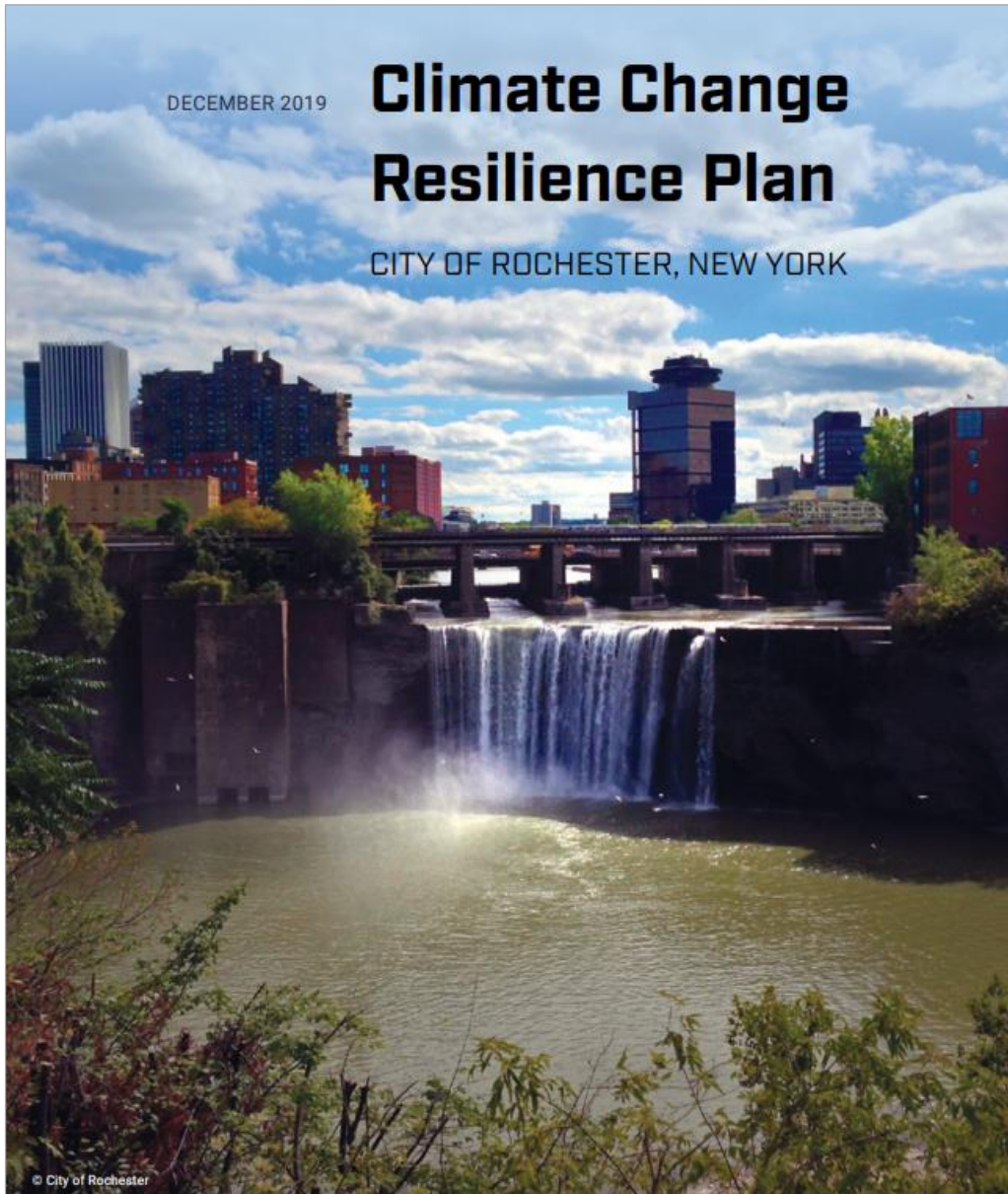
- Vulnerable populations may not have the means to prepare for or adapt to climate change, as they may be already burdened by limited financial resources.

ACCESSIBILITY

- Disruptions to basic services (public transit) and access to community-service facilities disproportionately impact vulnerable populations that depend on these resources more than other populations.

PUBLIC HEALTH

- Public health issues will more severely impact vulnerable populations that lack resources to respond or adapt to changing conditions.



Building on the findings of the CVA, the City of Rochester developed a [Climate Change Resilience Plan](#) (CCRP) to build resilience and prepare for a sustainable future in the face of climate change impacts.

Vision: Rochester will be a safe, inclusive, and vibrant place to live, work, and visit in the face of a changing climate.

Guiding Principles:

- Just transition
- Accountability
- Regenerative practices
- Equity, inclusion, and empowerment



INFRASTRUCTURE



Vulnerabilities

Stress on power grid due to higher cooling demand during heat waves

Flooding of local roadways due to increased heavy rains

Increased risk of damage to transportation infrastructure due to extreme storm events



NATURAL RESOURCES



Vulnerabilities

Threat to tree species (maple, beech, birch) due to extreme temperatures

Potential sediment issues in canal/river with increased heavy rains

Increased risk of shoreline erosion along Lake Ontario and severe flash flooding due to extreme storms



SOCIOECONOMIC RESOURCES



Vulnerabilities

More frequent disruption to production/services due to extreme storm events

Threat to safety of individuals with limited access to resources to manage impacts of extreme heat

Individuals with language barriers or disabilities disproportionately affected by extreme storm events




- The Climate Change Resilience Plan recommends adaptation strategies that our community can collaboratively implement to build resilience throughout Rochester's infrastructure, natural, and socioeconomic resources.
- The CCRP includes an implementation matrix for each strategy which provides details such as key partners, implementation timeframes and alignment with Rochester 2034, our Comprehensive Plan.



Extreme Heat Plan (draft)

- The City of Rochester is in the process of developing an extreme heat plan (EHP) as it was identified by the CCRP as a priority adaptation strategy.
- The goal of the EHP is to prepare residents, businesses, and institutions for increased instances of extreme heat and provide access to cooling resources.
- Focus on assisting vulnerable populations in the community who are disproportionately impacted by climate change. Vulnerable populations include people who have greater exposure and sensitivities to extreme heat, combined with a lower capacity to adapt compared with others in their community.
- The EHP will evaluate existing programs and engage various stakeholders to identify areas of improvement and expansion in the emergency response operations, communications and community engagement.

Climate Smart Communities Grants Webinar: City of Rochester Shade Structures Project



Sara Scott, Director of Programs & Park Stewardship
City of Rochester Department Recreation & Human Services



City of Rochester, NY
Malik D. Evans, Mayor
Rochester City Council



Project Overview

- **PROJECT:** Construction of park shelters to serve as permanent shade structures within City operated regional parks: Cobb's Hill and Maplewood.
- **RATIONALE:**
 - Parks provide for active recreation, passive enjoyment of nature, and stress relief--all factors that contribute to a more resilient population.
 - Public recreation outdoors is changing dramatically due to the impacts of climate change.
 - Recreation options in many urban areas have become much more limited in the face of extreme heat waves and urban heat island effects.
 - Shade structures will help park users prevent heat exhaustion, overheating, sunstroke and provide protection against harmful UV rays.
 - Planning for more resilient parks will help us adapt to climate change and promote community physical, mental, and overall well-being.

Regional and Local Climate Projections

Over the next 50 years,
Rochester may experience



warmer winters and
hotter summers.



more short-duration
summertime droughts.



more days with temperatures
above 90° F and longer heatwaves
annually.

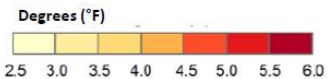
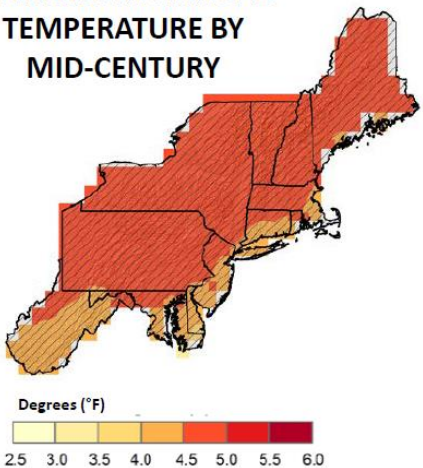


about 10% increase in average
annual rainfall.



two to three times more frequent
extreme weather events.

INCREASE IN ANNUAL TEMPERATURE BY MID-CENTURY



Climate projections for annual and season annual temperature using the A2 (high) emissions scenarios. Sources: NOAA

WINTER



SPRING




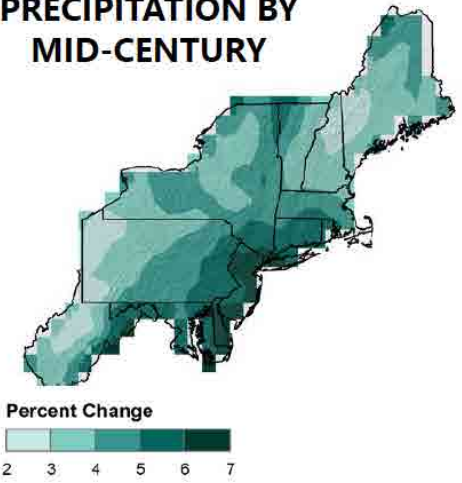
SUMMER



FALL



CHANGES IN ANNUAL PRECIPITATION BY MID-CENTURY



Climate projections for annual and season annual temperature using the A2 (high) emissions scenarios. Sources: NOAA

WINTER



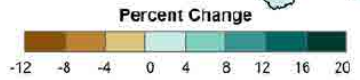
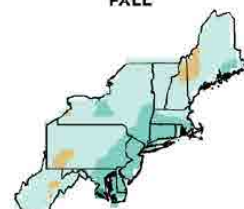
SPRING



SUMMER



FALL



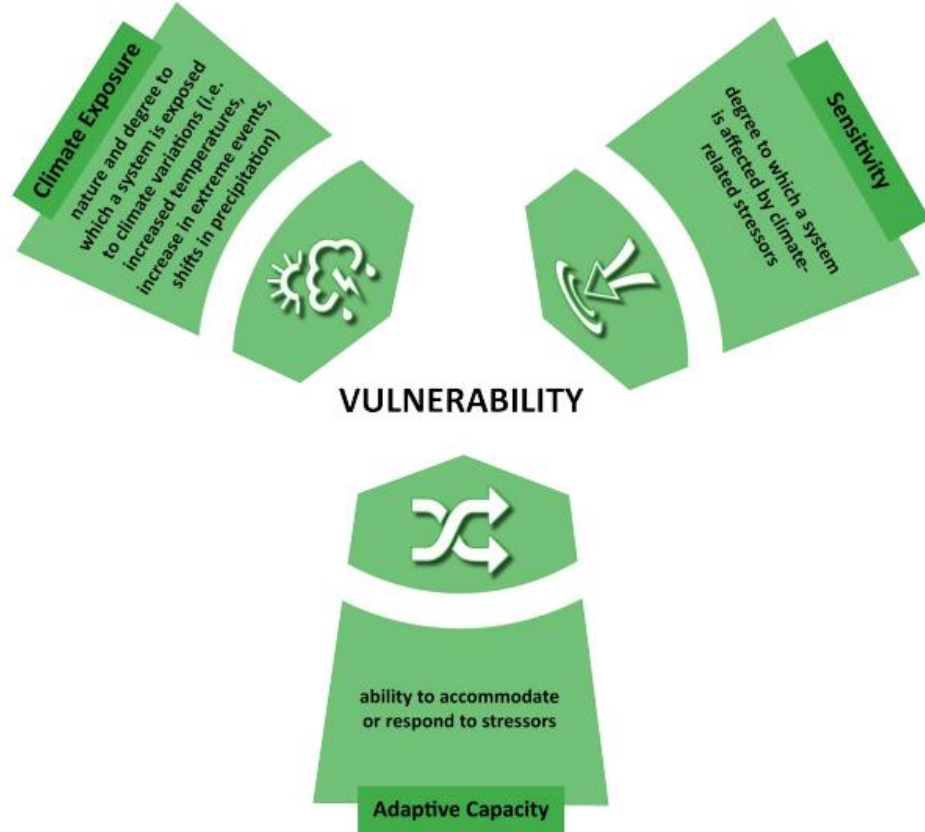
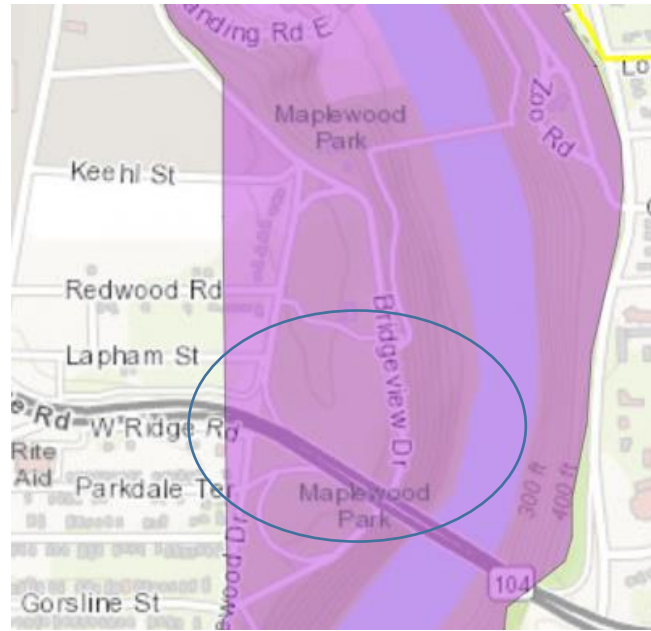
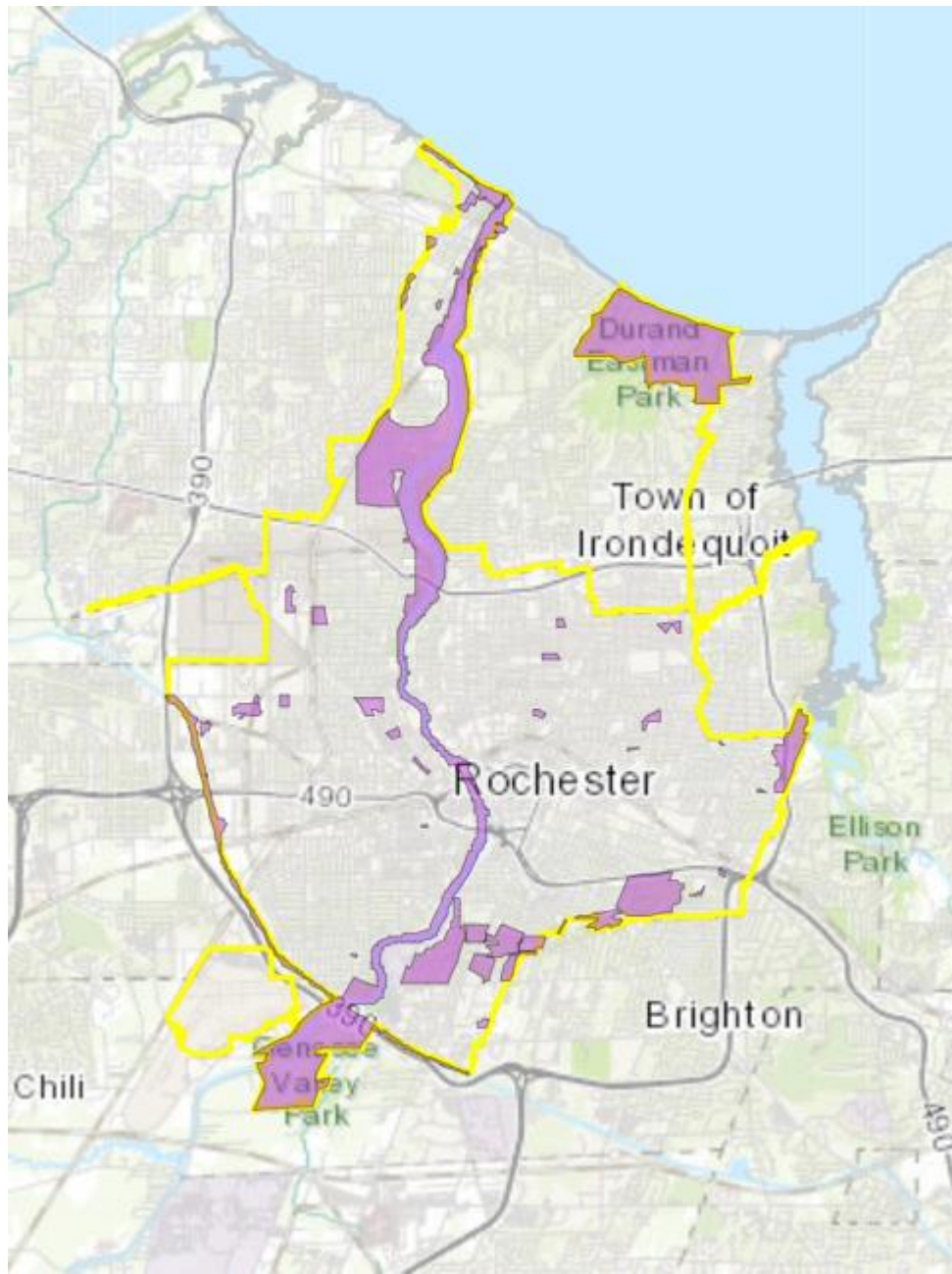
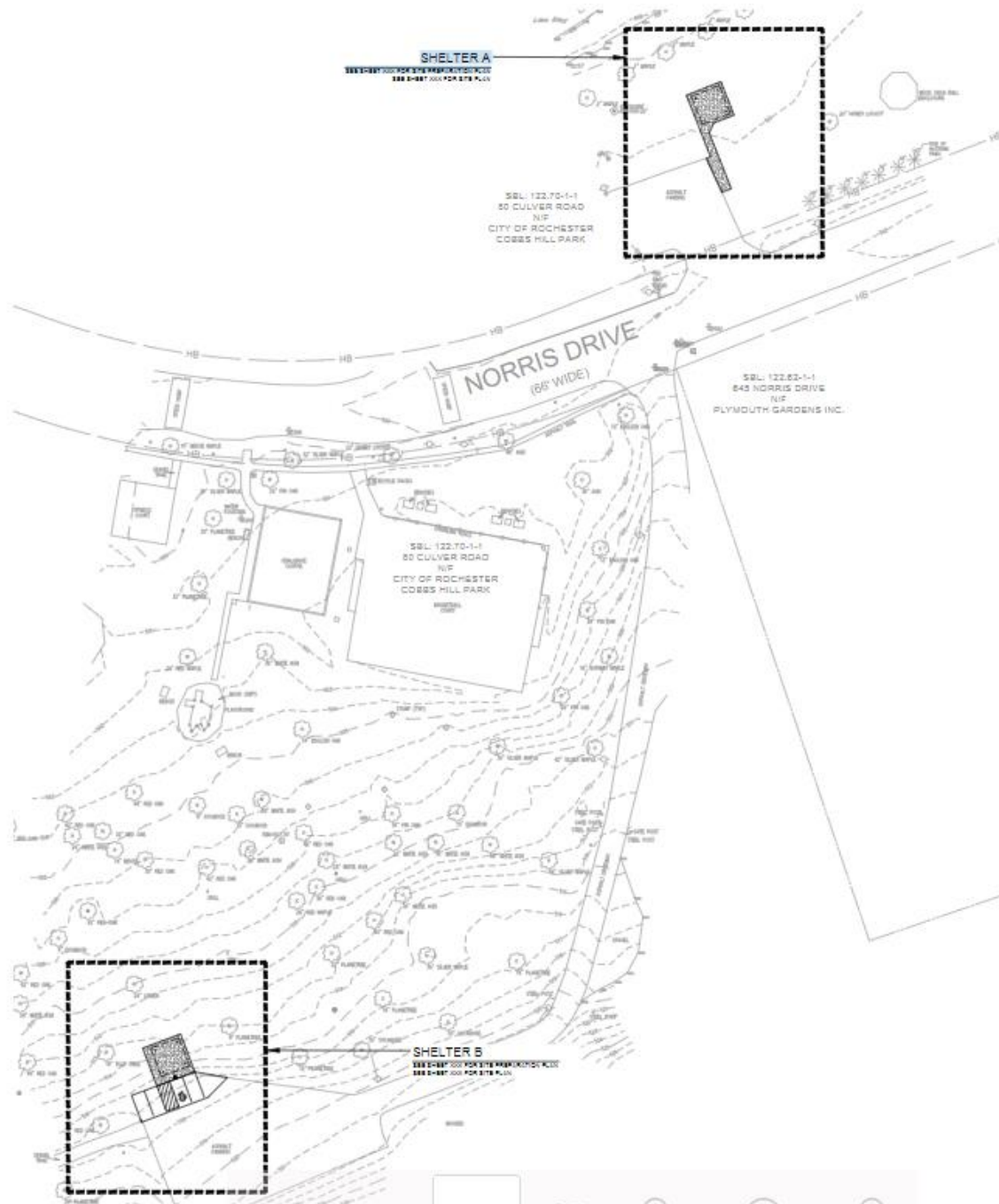


Figure 16: Climate Vulnerabilities

- The CCRP acknowledges that climate solutions in Rochester must engage environmental justice principles because many Rochester residents will have a more difficult time adjusting to climate change due to historical injustice, health challenges, and other socioeconomic disparities.
- Vulnerable populations in Rochester include the elderly, those without easy access to capital or credit, non-native English speakers, immigrants, and refugees, disabled individuals or those with chronic health issues, and historically disenfranchised communities such as communities of color and other minority groups.







BUFFALO NIAGARA WATERKEEPER

CAYUGA CREEK STREAM & FLOODPLAIN RESTORATION



PRESENTED BY:

Emily Root, Director of Ecological Programs

BUFFALO NIAGARA
WATERKEEPER®



OVERVIEW: BUFFALO NIAGARA WATERKEEPER

PROJECTS + PROGRAMS

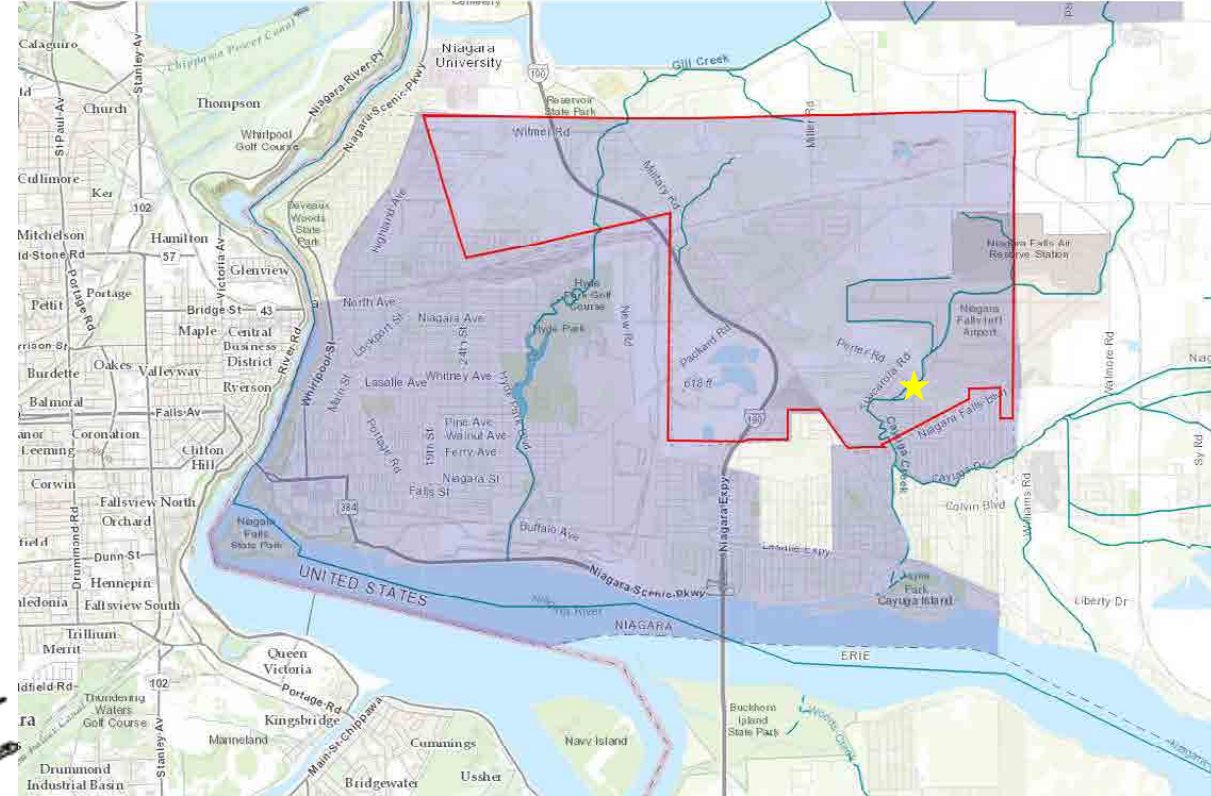
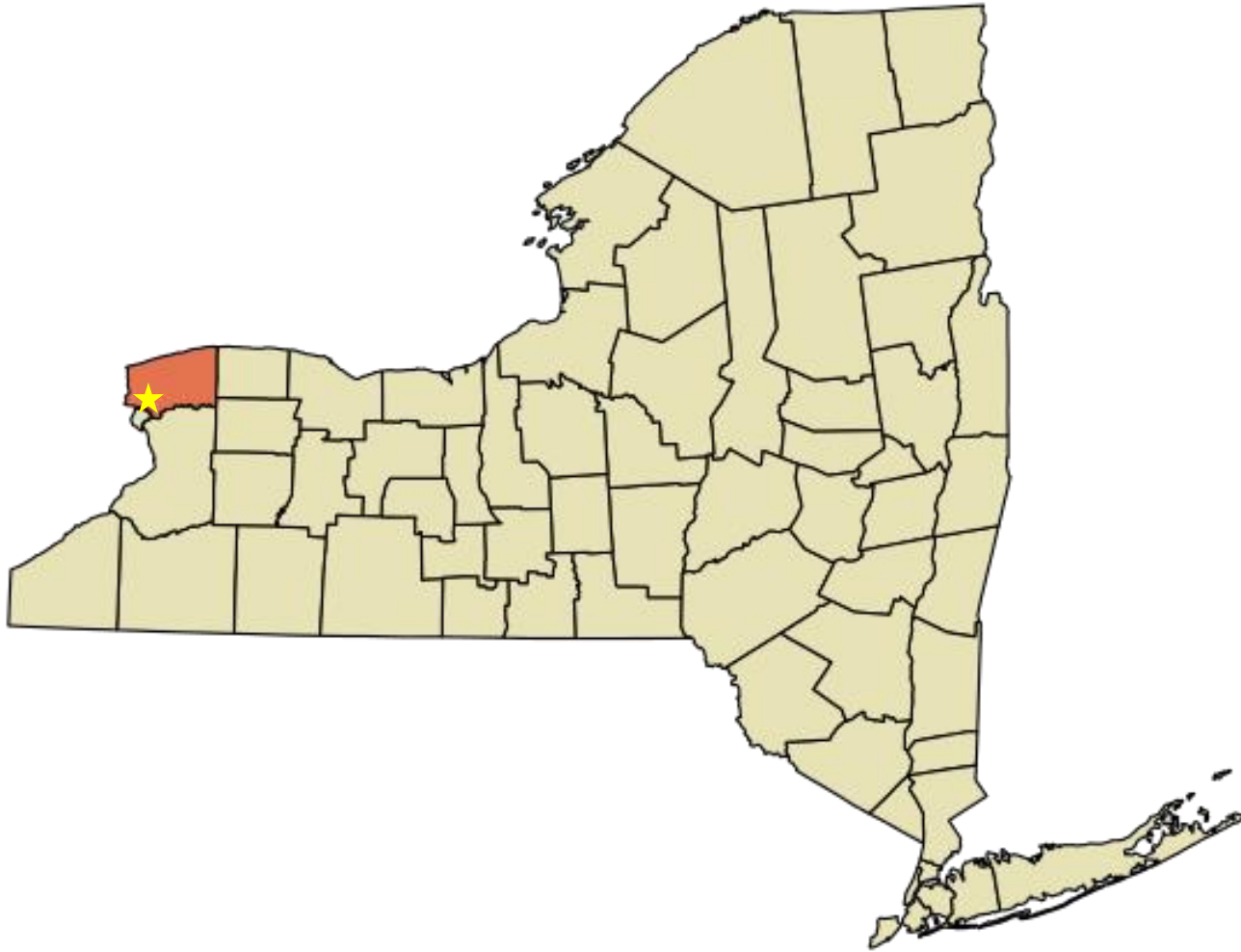
BUFFALO RIVER RESTORATION
SCAJAQUADA CREEK RESTORATION
RIVER TOURS + CLEANUPS
ENVIRONMENTAL EDUCATION
LIVING SHORELINES PROJECTS
WATER QUALITY TESTING
ENVIRONMENTAL RESOURCE PLANNING

MORE INFO ONLINE
www.bnwaterkeeper.org



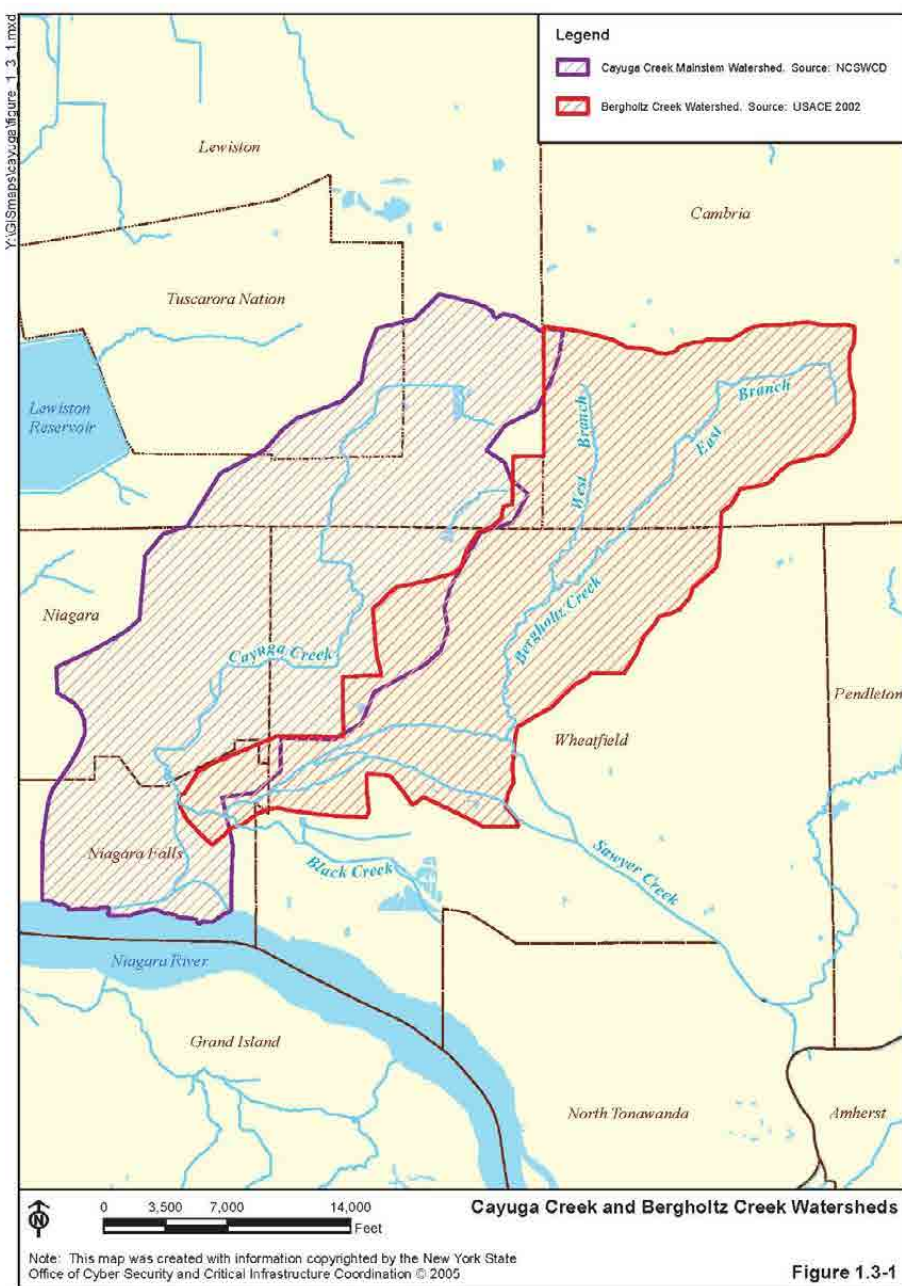
Buffalo Niagara WATERKEEPER® is a community-based nonprofit organization dedicated to protecting and connecting people to the water. We do this by cleaning up pollution, restoring fish and wildlife habitat, creating public access and enhancing educational opportunities.

Town of Niagara



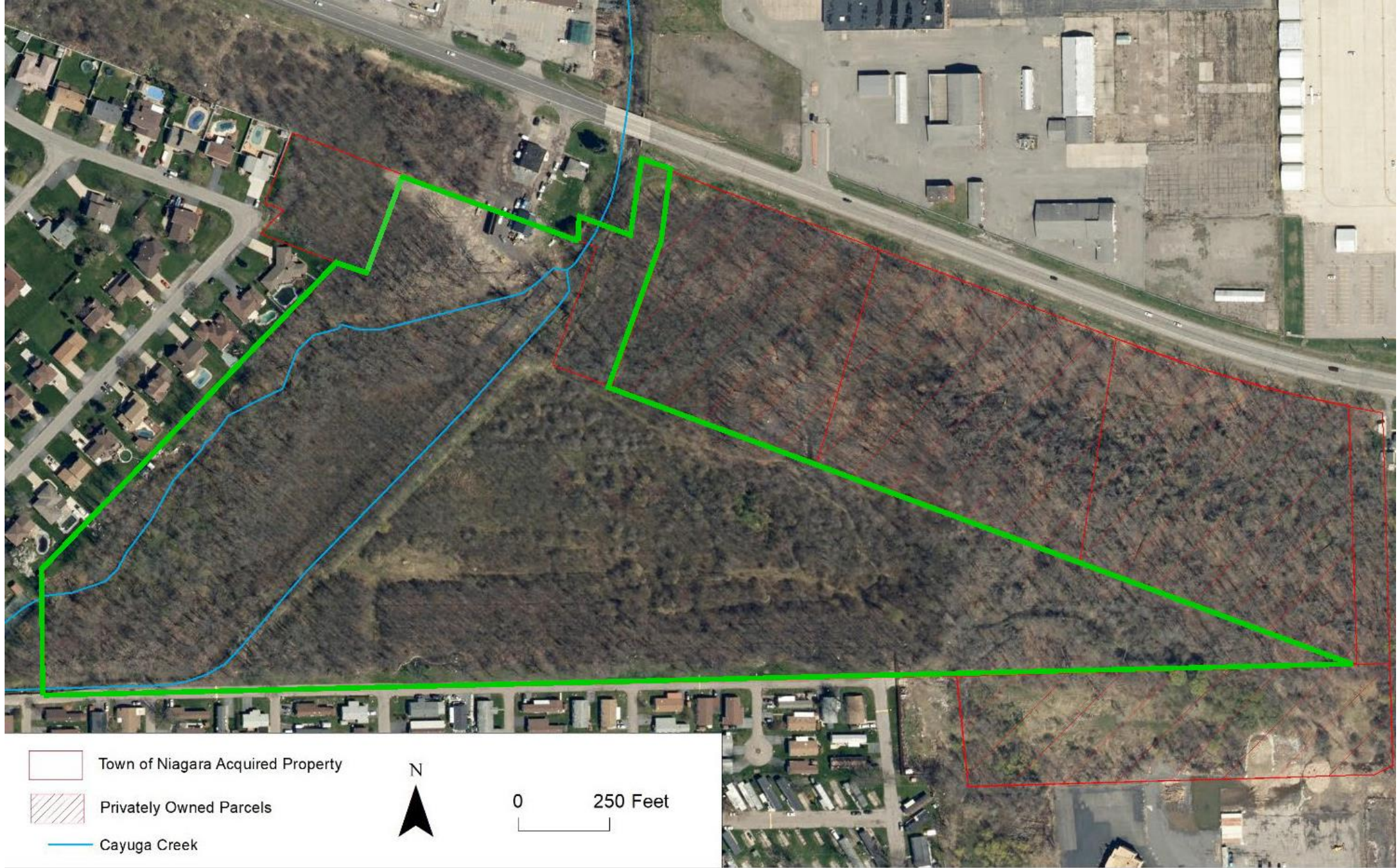
Cayuga Creek Condition

- The Cayuga Creek Watershed Restoration Roadmap which was informed by over 70 reports and studies states that, “**development** within the watershed and associated **stream channel straightening** along with **loss of riparian habitat and floodplains** have substantially affected the way precipitation runs off the land to the streams within the watershed, producing higher and more sudden peak flows” (Ecology & Environment, 2009).
- Designated as impaired by the New York State Section 303(d) List of Impaired/TMDL Waters
- Studies that identify our project site as a priority: Cayuga Creek Section Flooding and Related Water Resources (USACE, 2002), Cayuga Creek Watershed Assessment (NYPA & Gomez and Sullivan, 2006), Cayuga Creek Watershed Restoration Roadmap (E&E, 2009), Niagara River Greenway Habitat Conservation Strategy (BNW, 2014)



Context within the
Lower Cayuga
Creek Corridor- the
last remaining
natural area of its
size and
significance





Historical Flooding

Flooding downstream of the project site was a frequent occurrence, with flooding events occurring with very little water input.



PROJECT TIMELINE:


- Early 2018 property transferred from private ownership to the Town of Niagara
- 2018-2021
 - Secured funding for restoration (design + implementation)
 - Competitive bid process for an engineer/consultant
 - Completed data gathering on existing conditions
 - Completed design with partner + Technical Advisory Committee check ins at 30, 60, and 90%
 - Secured all permits
 - Competitive bid process for construction contractor
- March-June 2022
 - Construction

PROJECT PARTNERS:

- Town of Niagara
- Consultant: Barton & Lougidice
- Contractor: Ecological Restoration Inc
- USFWS Partners for Fish and Wildlife Program
- Technical Advisory Committee
 - NYS Department of Environmental Conservation
 - Niagara County Soil and Water Conservation District
 - US Army Corps of Engineers
 - US Fish and Wildlife Service
 - Buffalo State College
 - University at Buffalo
 - Niagara County Department of Economic Development
 - USDA Natural Resources Conservation Service
- And others!

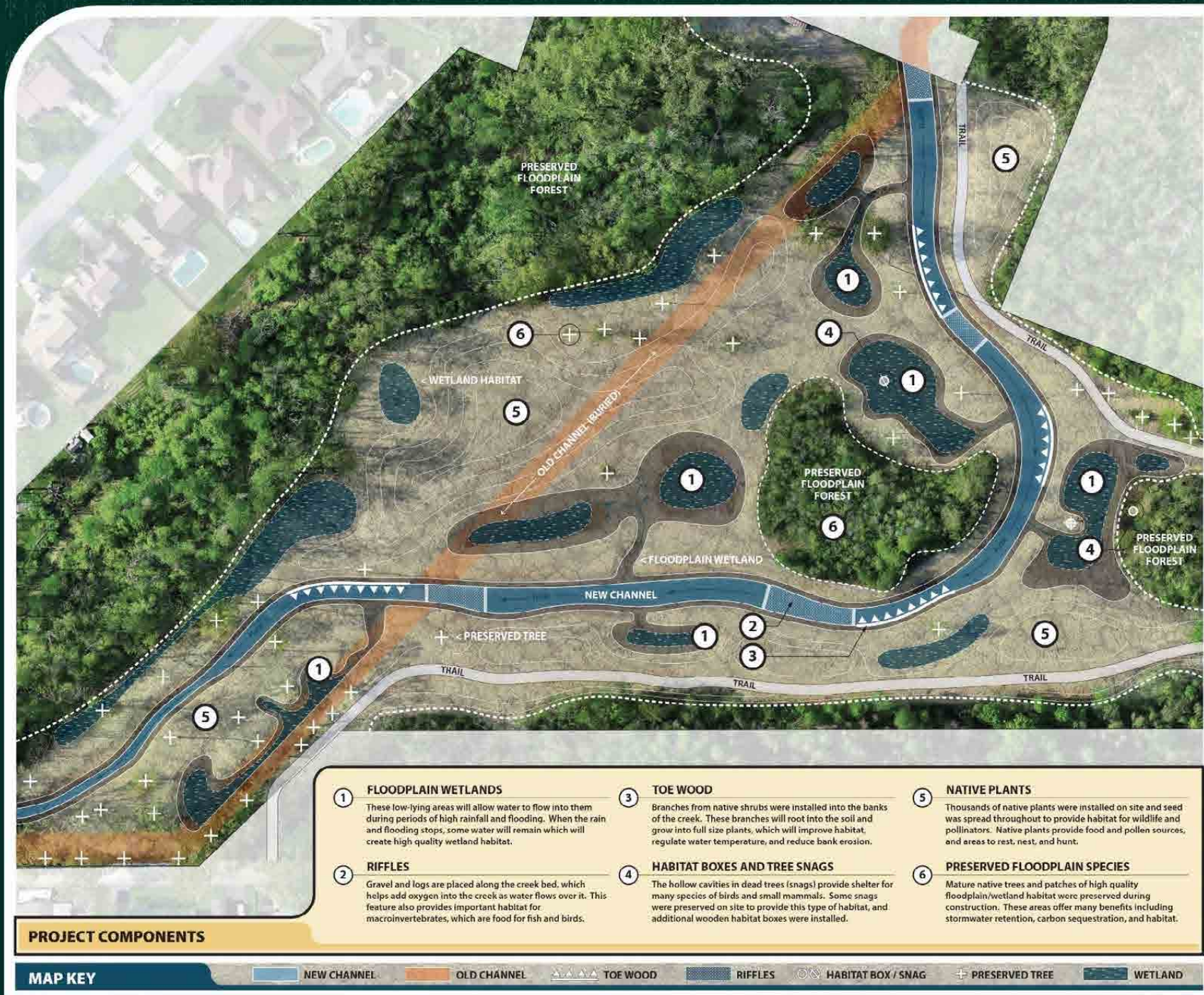


Stream Restoration Project Goals

A photograph of a stream flowing through a dense forest. The water is calm and reflects the surrounding greenery. The banks are covered in lush vegetation, including various trees and shrubs. A semi-transparent text box is overlaid on the center of the image, containing the project goals.

Design and implement stream and habitat restoration, as well as floodplain reconnection along Cayuga Creek in order to:

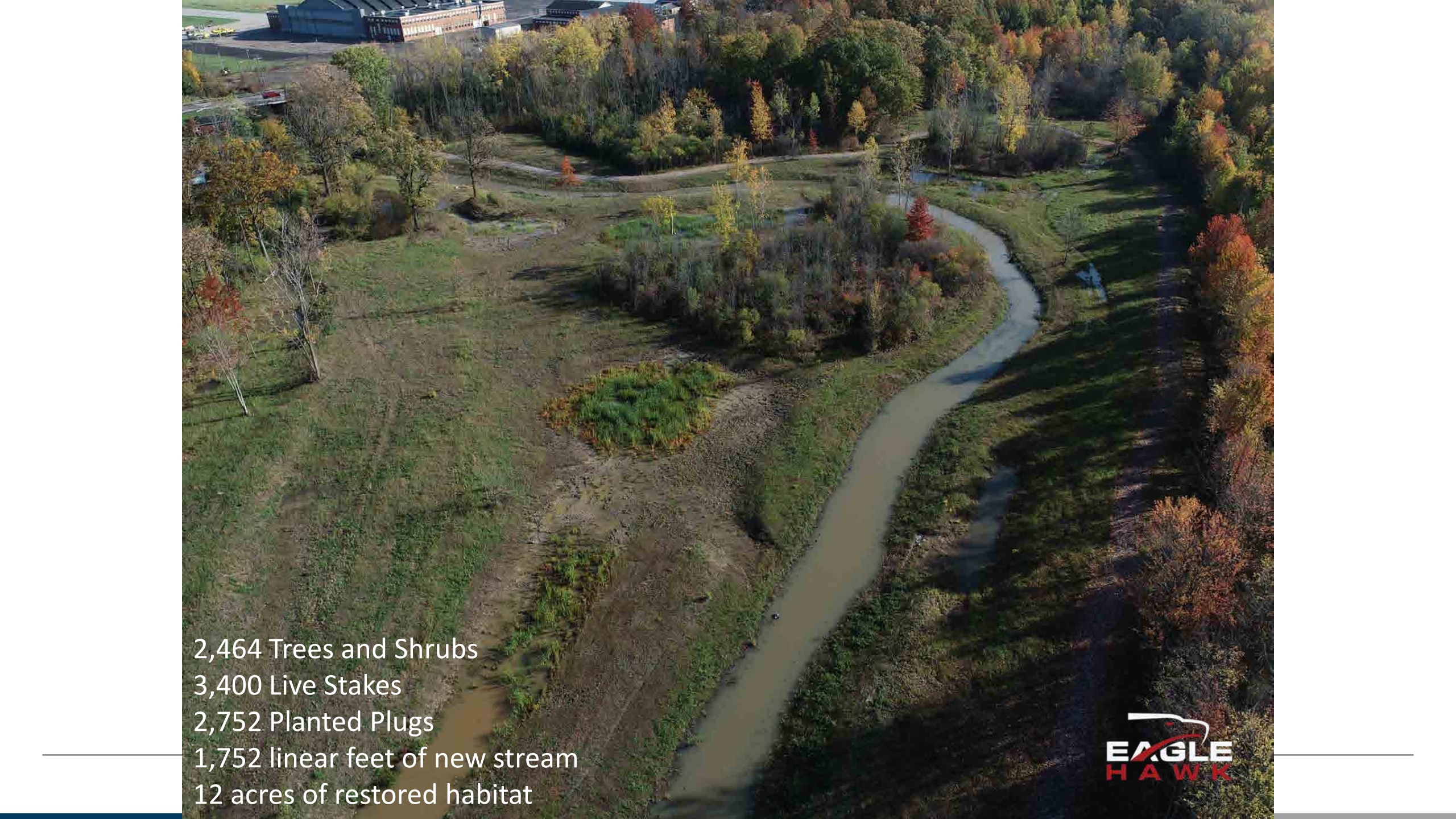
- 1) Reduce flooding associated with the creek where possible
- 2) Establish functional aquatic, riparian, wetland, and upland habitats throughout the property











2,464 Trees and Shrubs
3,400 Live Stakes
2,752 Planted Plugs
1,752 linear feet of new stream
12 acres of restored habitat



Recent Rainstorms

- Christmas and New Years Event
2.5 inches of rain, 15 inches of snowpack
- March Event
- So far, No major flooding



Recent Rainstorms



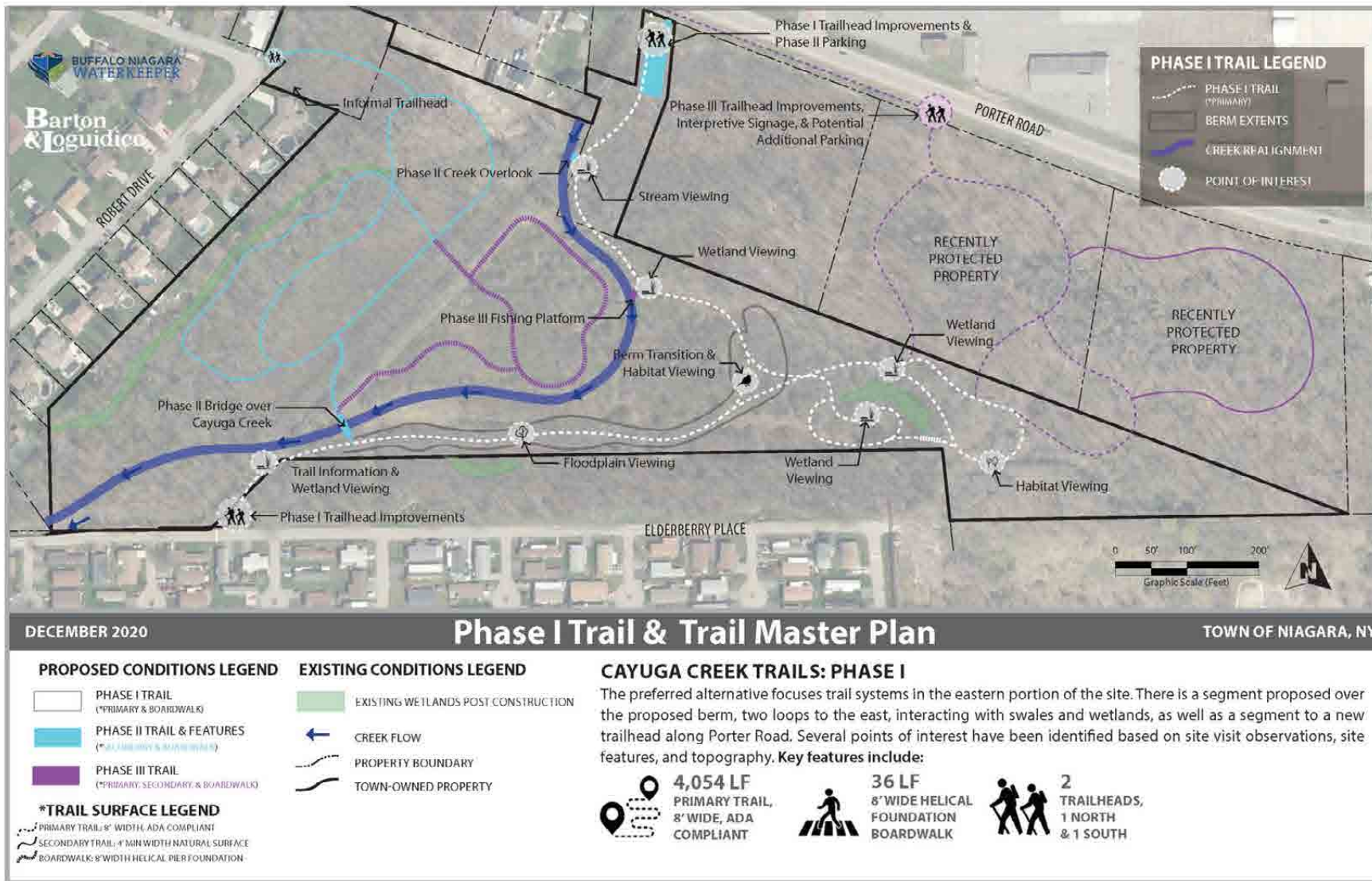
Community Benefits

- Reduced flooding
 - Increased access to green space
 - Increased connection with the local environment
- Increased opportunities for stewardship and connection with neighbors



Strengths, Opportunities, Challenges

- Partnerships
- Public Access
- Protection
- Long-Term Maintenance
- Additional work needed along stream corridor



Thank you to our Funders, Partners and Supporters!

Funding for Cayuga Creek Restoration Provided by:

- Environmental Protection Fund Title 15 - Climate Smart Community Projects as administered by the New York State Department of Environmental Conservation
- Love Canal, 102nd Street and Forest Glen Mobile Home Natural Resources Damage Assessment and Restoration Trustees
- Sustain our Great Lakes Program through the National Fish and Wildlife Foundation
- New York Power Authority
 - Niagara Power Project Relicensing Settlement Agreement
 - Fish and Wildlife Habitat Enhancement and Restoration Fund
- Ralph C. Wilson, Jr. Foundation
- Coors Seltzer Change the Course Partnership

Funding for Trail Design Provided by:

- Verizon Media Community Fund for Niagara County – Empire State Development

Funding for Protection & Conservation Easement by:

- New York Power Authority
 - Fish and Wildlife Habitat Enhancement and Restoration Fund
 - Host Community Greenway Fund Standing Committee
- Environmental Protection Agency funds supported ESAs



Questions?



Thank You!

Dazzle Ekblad

Office of Climate Change

NYS DEC, 625 Broadway

Albany NY 12233-1030

climatesmart@dec.ny.gov

cscgrants@dec.ny.gov

ZEVrebate@dec.ny.gov

518-402-8448



Useful climate-related sites:

[Regional GHG Inventories for NY \(2010\)](#)

[NY Climate Change Science Clearinghouse](#)

CLCPA: <https://climate.ny.gov/>

Connect with DEC:

Facebook: www.facebook.com/NYSDEC

Twitter: twitter.com/NYSDEC

Flickr: www.flickr.com/photos/nysdec

