



New York State Office of People with Developmental Disabilities – Gowanda Site – VCA Site No. V-00463-9

4 Industrial Place, Gowanda, NY

GROUNDWATER CHARACTERIZATION REPORT-DECEMBER 2022 (Q4 2022)



Bergmann

Office:

280 East Broad Street, Suite 200
Rochester, NY 14604

Phone: 585.232.5135

www.bergmannpc.com

Issued: April 3, 2022

DASNY Project No.: 3136109999





TABLE OF CONTENTS

1.0	INTRODUCTION	4
1.1	Scope of Work	4
1.2	Site Background.....	4
2.0	GROUNDWATER SAMPLING OVERVIEW AND METHODS	6
2.1	Well Maintenance Activities	6
2.2	Groundwater Field Monitoring and Sampling Activities.....	6
3.0	LOCAL GROUNDWATER FLOW CHARACTERIZATION	7
4.0	LABORATORY ANALYSIS	8
4.1	Laboratory Analysis on Groundwater Samples	8
4.2	Monitoring Well Groundwater Analysis Summary.....	8
4.3	Sentry Well Groundwater Analysis Summary	9
4.4	Recovery Well Groundwater Analysis Summary	10
4.5	Quality Assurance and Quality Control Samples	11
5.0	REMEDIATION SYSTEM EFFICIENCY	12
5.1	Impact of the GTS Recovery Wells.....	12
5.2	Extent of Impacted Groundwater	13
5.3	Future Groundwater Monitoring and Analysis Activities	13

**Tables**

Table 1:	Groundwater Elevations and Field Measurements – December 2022
Table 2:	December 2022 Analytical Results Summary
Table 3:	Historic Groundwater Analytical Results Summary
Table 4:	Percent Reduction in Total Groundwater VOCs
Table 5:	Full Analytical Results Summary Table

Figures

Figure 1:	December 2022 Groundwater Contour Map
Figure 2:	December 2022 Distribution of Groundwater Analytical Results: Monitoring Wells
Figure 3:	December 2022 Distribution of Groundwater Analytical Results: Recovery Wells

Charts

Chart 1:	DR-1, DR-2, DR-3, DR-4, G-1, G-2 and G-3 Groundwater Volatile Organic Compound Concentrations
Chart 2:	DR-1, MW-1, and MW-11 Groundwater Volatile Organic Compound Concentrations
Chart 3:	DR-2 and MW-12 Groundwater Volatile Organic Compound Concentrations
Chart 4:	DR-3 and MW-14 Groundwater Volatile Organic Compound Concentrations
Chart 5:	DR-4 and MW-15 Groundwater Volatile Organic Compound Concentrations
Chart 6:	G-1 and MW-17 Groundwater Volatile Organic Compound Concentrations
Chart 7:	G-2 and MW-7 Groundwater Volatile Organic Compound Concentrations
Chart 8:	G-3 and MW-17 Groundwater Volatile Organic Compound Concentrations
Chart 9:	Site-Wide Percent Reduction of VOC Concentrations
Chart 10:	Recovery Well Percent Reduction of VOC Concentrations

Appendices

Appendix A:	Laboratory Analytical Results Report - December 2022 Sampling Event
Appendix B:	Field Forms
Appendix C:	Laboratory NYS DOH ELAP Certification



1.0 INTRODUCTION

Bergmann is submitting this groundwater characterization report for the fourth quarter 2022 sampling event, conducted on December 1st and 2nd, 2022, on behalf of the Dormitory Authority of the State of New York (DASNY) and the New York State Office of People with Developmental Disabilities (OPWDD) for activities conducted at the former Gowanda Day Habilitation Center facility at 4 Industrial Place, Gowanda, NY. The OPWDD, as the volunteer, entered into a Voluntary Cleanup Agreement (VCA) with the New York State Department of Environmental Conservation (NYSDEC) to conduct investigations and implement remedial measures in accordance with VCA Site No. V-00463-9, effective August 16, 2001.

1.1 SCOPE OF WORK

This report documents the site-wide groundwater monitoring and laboratory analytical sampling event conducted on December 1st and December 2nd, 2022. Field measurements, sampling procedures and laboratory analysis were conducted in accordance with the October 2006 Operations, Monitoring and Maintenance (OM&M) Manual and as modified with NYSDEC approval. During this sampling event, groundwater from twenty-one (21) of twenty-one (21) site-related groundwater monitoring wells and all seven (7) groundwater recovery wells were sampled for laboratory analysis. Of the eight (8) monitoring wells determined by the NYSDEC and Bergmann personnel in 2008 to be outside the area of impact by the Groundwater Treatment System (GTS), all were sampled. Monitoring well MW-21 was added to the well sampling plan permanently by NYSDEC to monitor groundwater migration off-site.

The prior groundwater sampling event was conducted in September 2022 and included analysis of groundwater samples from twenty-one (21) of twenty-one (21) site-related groundwater monitoring wells and all seven (7) groundwater recovery wells.

1.2 SITE BACKGROUND

The Gowanda Day Habilitation site consists of a 5.94-acre parcel located at 4 Industrial Place, Gowanda, New York. The building, previously used by several manufacturing operations, was built in stages between circa 1948 and 1987 and was renovated in 1987-1988. New York State agencies occupied the building since 1982. New York State acquired the parcel in 1989. The building was most recently operated by the OPWDD, which at that time was known as the Western New York Developmental Disabilities Services Office, as a Day Habilitation Center for mental care clients. In April 2001, on-site operations ceased. The nature and extent of contamination at the Gowanda Day Habilitation Center was detailed as part of the 2003 Site Investigation and 2004 Supplemental Site Investigation Reports. Trichloroethene (TCE) was the most commonly detected compound. TCE degradation products cis-1,2, Dichloroethene (Cis-1,2-DCE), trans-1,2-Dichloroethene (Trans-1,2-DCE) and Vinyl Chloride (VC) were also detected.

Following Interim Remedial Measure (IRM) system installation, the Groundwater Treatment System (GTS) and the Soil Vapor Extraction System (SVES) were activated on May 10, 2005, recovering 2-5 gallons per minute (gpm) of groundwater. An additional groundwater recovery well, designated G-3, was installed outside the building and adjacent to MW-17 in November 2008. The GTS portion consists of seven (7) groundwater recovery wells (four dual phase recovery wells and three groundwater-only recovery wells), an air compressor, a network of controller-less pneumatic pumps and an air stripper treatment system to process recovered groundwater. Recovered groundwater was pumped to the equalization tank for settling of the sediment and transferred to the air stripper using a consistent flow rate. Air discharge from the air stripper was routed to the SVE for treatment prior to discharge. Groundwater was discharged to the village of Gowanda Sewage Treatment Plant (STP).



In January 2008, the building was decommissioned. The GTS was winterized with the addition of heat tape and insulation to conveyance lines and the installation of an independently operated suspended heater in the treatment area for the GTS and SVES (former Machine Shop). Quarterly groundwater sampling with Operation and Maintenance of the remediation system has been ongoing since 2002.

In January 2014, the condition of the SVE and GTS was discussed with the NYSDEC representative, and it was agreed that these systems would be inactivated to allow for groundwater level recovery during the preparation of an In-Situ Chemical Oxidation (ISCO) Remedial Action Plan (RAP) for the implementation of an ISCO treatment. Bergmann submitted an ISCO RAP for groundwater treatment to the NYSDEC to address the remaining contamination at the Site in lieu of costly repair of the SVE and GTS. The SVE and GTS equipment will remain on-site in the event that re-activation is required in the future. The ISCO was implemented in May 2015 and a second round of injections in September 2015. An ISCO Report was prepared and submitted under a separate cover.



2.0 GROUNDWATER SAMPLING OVERVIEW AND METHODS

2.1 WELL MAINTENANCE ACTIVITIES

During the December 2022 site visit, all monitoring wells were accessible, and the integrity of the wells was not compromised. Repairs or maintenance to the network of groundwater monitoring wells or recovery wells has not been required since September 2007, with the exception of the redevelopment activities performed on August 19, 2015, and removal of asphalt from several flush mount wells located on Torrance Place for sampling access. All protective casings and flush-mount curb boxes were found to be intact and secure. Exterior monitoring wells are secured with locking stick-up protective casings. The monitoring wells within the building are secured with flush-mount roadway covers. Well maintenance was not performed during the December 2022 sampling event.

2.2 GROUNDWATER FIELD MONITORING AND SAMPLING ACTIVITIES

Groundwater measurements and sampling activities were conducted in accordance with the October 2006 OM&M Manual. The depths to groundwater in groundwater monitoring wells are measured quarterly to track site-wide changes in the water table elevation and to allow for adjustment at recovery wells. Past operation of the recovery wells was intended to establish hydraulic containment of the impacted groundwater plume beneath the former Day Habilitation building and improve recovery and treatment of impacted groundwater. Groundwater samples were collected from twenty-one (21) of the twenty-one (21) site-related groundwater monitoring wells for laboratory analysis on December 1st and December 2nd, 2022. Depth to groundwater measurements were obtained from twenty-eight (28) wells (including recovery wells).

Groundwater samples were collected from monitoring wells after each well was gauged. Sample parameters including turbidity, temperature, pH, oxygen, and conductivity were determined by analyzing a quantity of groundwater in a cup using a YSI Quatro prior to sampling. Groundwater samples were collected from recovery wells using dedicated bailers, to allow for an accurate representation of groundwater without collecting sediment from within the wells. Sampling was performed based on discussion and direction from a telephone conversation with David Szymanski (NYSDEC project manager at the time) in January 2018 in which no noticeable changes in test results were noticed comparing bailing and slow purge methods. This was first noted in Q3 2018 and is also noted in the approved PRR dated 2019. A single duplicate sample and a field blank sample were collected and submitted for laboratory analysis.

The samples were transported by an Alpha Analytical courier from the project site via a chain-of-custody protocol to Alpha Analytical's NYSELAP certified laboratory located in Westborough, Massachusetts. The samples were then tested for Volatile Organic Compounds (VOCs), using EPA Method 8260. Analytical results for each individual monitoring well have been posted in Table 3 for comparative purposes from sampling events completed 2012 – 2022.



3.0 LOCAL GROUNDWATER FLOW CHARACTERIZATION

The Site water table potentiometric surface pattern and groundwater flow direction was determined for December 2022 using elevations measured at each well. Groundwater elevations and well reference elevations were calculated using depth to water values obtained on December 1st and December 2nd, 2022. The well gauging values and groundwater elevations are provided in Table 1 – Groundwater Elevations and Field Measurements – December 2022.

The December 2022 groundwater table map shows a flow pattern similar to groundwater flow pattern observed historically since 2002. Groundwater at the Site is flowing in a northerly direction. Torrance Place is hydraulically down-gradient from the Day Habilitation Center building. It is noted that the residential properties along Torrance Place utilize municipal/public water. The December 2022 elevations of groundwater range from 765.16 feet (ft) above mean sea level (AMSL) at MW-2, to 775.23 ft. AMSL at MW-9. The average elevation of groundwater at the wells measured was 770.51 ft AMSL, which is an increase from the average groundwater elevation of the previous sampling event in September of 2022 (770.18 ft AMSL).

The site-wide average groundwater elevation increased by approximately 0.33 ft when compared to the previous sampling event from September 2022. This increase in the elevation of groundwater appears to be seasonal.

Measured depth to water at all gauged monitoring and recovery wells is presented in Table 1 and December 2022 Groundwater Elevation Contours are presented on Figure 1 – December 2022 Groundwater Elevation Contour Map.



4.0 LABORATORY ANALYSIS

4.1 LABORATORY ANALYSIS ON GROUNDWATER SAMPLES

Laboratory analysis was completed on the groundwater samples from twenty-one (21) monitoring wells and seven (7) recovery wells collected December 1st and December 2nd, 2022. Samples were analyzed for VOCs via EPA Method 8260. Analysis was performed in accordance with the October 2006 OM&M Manual. The following chlorinated VOCs (CVOCS) were analyzed for:

- Trichloroethene (TCE)
- 1,1,1 Trichloroethane (TCA)
- Cis-1,2-Dichloroethene (Cis-DCE)
- Trans-1,2-Dichloroethene (Trans-1,2-DCE)
- Vinyl Chloride (VC)

CVOCS values, as present throughout this report, in the text, charts, and Tables 2, 3, and 4, are not representative of CVOCS detected, but are exclusively representative of the sum of TCE, Cis-DCE TRANS-1,2-DCE, VC, and TCA detected.

4.2 MONITORING WELL GROUNDWATER ANALYSIS SUMMARY

The December 2022 analytical results indicate detection of four (4) chlorinated VOCs in monitoring well samples: TCE, Cis-DCE, VC and Trans-1,2-DCE. Chlorinated VOCs were detected in groundwater samples from fifteen (15) of the twenty-one (21) monitoring wells sampled. Analytical results are summarized in Table 2 – December 2022 Analytical Results Summary, which compares detected VOCs and applicable NYSDEC Class GA Standards for each analyte. The complete laboratory analytical report is provided in Appendix A – Laboratory Analytical Results Report December 2022 Sampling Event. Table 3 – Historic Groundwater Analysis Results Summary includes the historical CVOCS concentrations at each well since the groundwater monitoring of the wells began in 2002.

VOCs were not detected in groundwater from six (6) of the sampled monitoring wells.

Groundwater samples from ten (10) monitoring wells had detectable chlorinated VOCs at concentrations above applicable Class GA Standards. The monitoring well with the highest CVOCS, MW-1, with a value of 869.6 parts per billion (ppb), is located in the area of historically greatest impacted groundwater.

Concentrations in seven (7) of the twenty-one (21) monitoring well groundwater samples increased when compared to the September 2022 sampling event while concentrations in nine (9) of the twenty-one (21) monitoring well groundwater samples decreased. The concentrations of CVOCS in five (5) monitoring wells remain unchanged. The current sampling analytical results indicate an average site-wide decrease in CVOCS of approximately 86.60% since the activation of the GTS in May 2005.

The area of highest concentration of CVOCS groundwater is in the area centered between monitoring wells MW-1 and MW-11, which has historically concentrations of CVOCS have been detected and is inferred as the source area of impacted groundwater.

In the source area of the plume (MW-1, MW-6, MW-7, MW-11, MW-12, MW-14, MW-15, and MW-17) the analytical results show a contaminant reduction in CVOCS concentrations by an average of approximately 75.57% monitoring of these wells since 2002.

The CVOCS concentrations decreased at monitoring well MW-1 relative to the prior sampling event. The CVOCS concentration at monitoring well MW-1 for the December 2022 sampling event was 869.6 parts per billion (ppb), a decrease from the September 2022 value of 1,002.30 ppb. Since activation of the GTS, detected VOCs at MW-1 have increased by 13.23%.



Monitoring well MW-11 decreased in targeted chlorinated VOCs relative to the prior sampling event. The CVOC concentration at MW-11 for the December 2022 sampling event is 291.4 ppb, a decrease from the September 2022 value of 350 ppb. Since activation of the GTS in May 2005, detected VOCs at MW-11 have decreased by 93.73%.

Monitoring well MW-12 increased in targeted chlorinated VOCs relative to the prior sampling event. The CVOC concentration at MW-12 for the December 2022 sampling event is 93.65 ppb, an increase from the September 2022 value of 78.30 ppb. MW-12 is nearest to recovery well DR-2, in close proximity to the center of the building. Since activation of the GTS in May 2005, detected VOCs at MW-12 have decreased by 99.26%.

Monitoring well MW-13 increased in targeted chlorinated VOCs relative to the prior sampling event. The CVOC concentration at monitoring well MW-13 for the December 2022 sampling event was 2.06 ppb, an increase from the September 2022 sampling event, which was 0.96 ppb. Since activation of the GTS, detected VOCs at MW-13 have decreased by 99.35%.

Monitoring well MW-14 decreased in targeted chlorinated VOCs relative to the prior sampling event. The CVOC concentration at MW-14 for the December 2022 sampling event is 52.30 ppb, a decrease from the September 2022 value of 91.90 ppb. MW-14 is nearest to recovery well DR-3. Since activation of the GTS in May 2005 detected VOCs at MW-14 have decreased by 83.40%

Monitoring well MW-15 increased in targeted chlorinated VOCs relative to the prior sampling event. The CVOC concentration at MW-15 for the December 2022 sampling event was 5.20 ppb, an increase from the September 2022 sampling event, which was 3.70 ppb. MW-15 is nearest to recovery well DR-4. Since activation of the GTS in May 2005, the detected VOCs at MW-15 have decreased by 99.29%.

Six (6) groundwater monitoring wells are located along the subject property's north perimeter, down-gradient from the area of impacted groundwater (.MW-5, MW-6, MW-7, MW-16, MW-17, and MW-21). The current analytical data exhibits an overall increase in targeted CVOCs at the sampled monitoring wells along the north perimeter, compared to the September 2022 sampling event.

Monitoring wells MW-18, MW-19R and MW-21 are located off-site along Torrance Place. These three (3) wells are considered to be beyond the radius of influence for the Day Habilitation groundwater treatment system. The current analytical results indicate a CVOC concentration of 5.94 ppb for MW-18. Monitoring well MW-21 was added to the sampling list at the request of the NYSDEC beginning with the June 2015 sampling event. It was first noted that during the August 2017 sampling event that wells MW-19R and MW-21 were not sampled because they were inaccessible. It was observed that the wells were likely paved over by a re-sealing of the Torrance Place road surface. These wells were uncovered after the July 2019 sampling event, and subsequent sampling events. Well MW-19R had a CVOC concentration that was non-detect, and well MW-21 had a CVOC concentration of 16.35 ppb during the December 2022 sampling event.

Laboratory analytical reports are included in Appendix A. Monitoring well locations and distribution of analytical results are shown on Figure 2 – December 2022 Distribution of Groundwater Analytical Results: Monitoring Wells.

4.3 SENTRY WELL GROUNDWATER ANALYSIS SUMMARY

Sentry groundwater monitoring wells monitor a separate occurrence of contaminated groundwater at the Gowanda Electronics Site (NYSDEC Site 905025), immediately east of Industrial Place and east of the Day Habilitation Center property. The eastern sentry wells sampled for this event were MW-19R and MW-4. The current results indicate non-detection for MW-19R and non-detection for MW-4. Results for MW-20, a well situated on the eastern side of the site north of MW-4 and south of MW-19R, were non-detect.

The Gowanda Electronics impacted groundwater plume may be migrating to an area near Industrial Place and has intermittently impacted MW-19R. The Gowanda Electronics impacted groundwater plume does not appear



to extend to the Day Habilitation Center property, based on consistent non-detect values at the eastern sentry wells. Conversely, impacted groundwater from the Day Habilitation Center does not appear to extend off-site to the east toward Industrial Place. A ISCO injection application was implemented for the Gowanda Electronics site in June 2014.

Laboratory analytical results are included in Appendix A. Sentry well locations and analytical results are shown on Figure 2.

4.4 RECOVERY WELL GROUNDWATER ANALYSIS SUMMARY

During the December 2022 sampling event, all of the seven (7) recovery wells were sampled.

The December 2022 analytical results indicate detection of chlorinated VOCs in all seven (7) recovery well samples that include: TCE, Cis-DCE, VC and Trans-1,2-DCE. CVOCs detected in the seven (7) recovery wells for which past data is available have decreased overall since activation of the GTS in May 2002. The average decrease in CVOCs for the current sampling event is 86.34% relative to concentrations prior to GTS activation in 2002. Relative percent increase in CVOCs for all monitoring wells and recovery wells are shown on Table 4 – Percent Reductions in Total Groundwater CVOCs.

Recovery well DR-1 increased in targeted chlorinated VOCs relative to the prior sampling event. The CVOC concentration at DR-1 for the December 2022 sampling event is 940.40 ppb, an increase from the September 2022 value of 225.80 ppb. The current sampling event indicates a decrease in CVOCs at DR-1 of 88.25% since activation of the GTS. Recovery well DR-1 is located closest to MW-1 in an area of historically highest concentrations.

Recovery well DR-2 increased in targeted chlorinated VOCs relative to the prior sampling event. The CVOC concentration at DR-2 for the December 2022 sampling event is 214.90 ppb, an increase from the September 2022 value of 128.70ppb. The current sampling event indicates a decrease in CVOCs at DR-2 of 89.27% since activation of the GTS.

Recovery well DR-3 decreased in targeted chlorinated VOCs relative to the prior sampling event. The CVOC concentration at DR-3 for the December 2022 sampling event is 69.30 ppb, a decrease from the September 2022 value of 76.05 ppb. The current sampling event indicates a decrease in CVOCs at DR-3 of 95.31% since activation of the GTS.

Recovery well DR-4 decreased in targeted chlorinated VOCs relative to the prior sampling event. The CVOC concentration at DR-4 for the December 2022 sampling event is 28.1 ppb, a decrease from the September 2022 value of 31.3 ppb. The current sampling event indicates a decrease in CVOCs at DR-4 of 98.41% since activation of the GTS.

Recovery well G-1 decreased in targeted chlorinated VOCs relative to the prior sampling event. The CVOC concentration at G-1 for the December 2022 sampling event was 53.85 ppb, a decrease from the September 2022 value of 87.50 ppb. The current sampling event indicates a decrease in CVOCs at G-1 of 90.11% since activation of the GTS.

Recovery well G-2 increased in targeted chlorinated VOCs relative to the prior sampling event. The CVOC concentration at G-2 for the December 2022 sampling event was 44.58 ppb, an increase from the September 2022 value of 33.91 ppb. The current sampling event indicates a decrease in CVOCs at G-2 of 88.42% since activation of the GTS.

Recovery well G-3 increased in targeted chlorinated VOCs relative to the prior sampling event. The CVOC concentration at G-3 for the December 2022 sampling event was 182.89 ppb, an increase from the September



2022 value of 182.69 ppb. The current sampling event indicates an increase in CVOCs at G-3 of 54.62% since activation of the GTS.

Laboratory analytical results are included in Appendix A. Recovery well locations and analytical results are shown on Figure 3 – December 2022 Distribution of Groundwater Analytical Results: Recovery Wells.

4.5 QUALITY ASSURANCE AND QUALITY CONTROL SAMPLES

An equipment blank was collected. The analytical results for this equipment blank had a detection of acetone at a concentration of 4.4 ppb. A trip blank was supplied by the laboratory for the December 2022 sampling event and was analyzed and had a detection of acetone at a concentration of 2.1 ppb. The acetone concentrations in these blanks are presumed to be laboratory artifacts.

A field duplicate (labeled as MW-X) was taken from MW-11. The results of this field duplicate were generally consistent with the results of the sample labeled MW-11.

Laboratory analytical results are included in Appendix A.



5.0 REMEDIATION SYSTEM EFFICIENCY

5.1 IMPACT OF THE GTS RECOVERY WELLS

Groundwater analytical charts for the seven (7) sampled recovery wells and the nearest relative monitoring well were created to illustrate the impact of the GTS on recovery wells at the Day Habilitation Center.

Chart 1 compares the sample results from the sampled groundwater recovery wells (DR-1, DR-2, DR-3, DR-4, G-1, G-2, G-3). Since activation of the GTS in May 2005, all seven (7) sampled groundwater recovery wells have demonstrated a general increase in CVOC concentration.

Chart 2 displays the relationship between monitoring wells MW-1, MW-11, and recovery well DR-1. The current CVOCs at MW-1 (869.6 ppb) show a decrease from the September 2022 sampling event (1,002.30 ppb). The current CVOCs at MW-11 (291.4 ppb) show a decrease from the September 2022 sampling event (350ppb). The current CVOCs at DR-1 (940.40 ppb) shows an increase from the September 2022 sampling event (225.80 ppb).

Chart 3 compares analytical results between recovery well DR-2 and MW-12. These wells are located north of the wells outlined in Chart 1 and represent the northern limit of the highest concentration within the impacted area. The current CVOCs at MW-12 (93.65 ppb) show an increase from the September 2022 sampling event (78.30 ppb). The current CVOCs at recovery well DR-2 (214.90 ppb) show an increase from the September 2022 sampling event (128.70 ppb).

Chart 4 compares the relationship between wells DR-3 and MW-14 which are located in the central portion of the Gowanda Day Habilitation building. The current CVOCs at MW-14 (52.30 ppb) show a decrease from the September 2022 sampling event (91.90 ppb). The current CVOCs at recovery well DR-3 (69.30 ppb) show a decrease from the September 2022 sampling event (76.05 ppb).

Chart 5 compares analytical results between recovery well DR-4 and MW-15. These wells are located at the center-north portion of the building. The current CVOCs at MW-15 (5.20 ppb) show an increase from the September 2022 sampling event (3.70 ppb). The current CVOCs at recovery well DR-4 (28.1 ppb) show a decrease from the September 2022 sampling event (31.3 ppb).

Chart 6 compares analytical results between recovery well G-1 and monitoring well MW-17. The recovery well is located in the northern portion of the building and MW-17 is located along the northern property line. The current sampling event CVOCs at recovery well MW-17 (226.32 ppb) showed an increase from the September 2022 sampling event (172.22 ppb). The current CVOCs at recovery well G-1 (53.85 ppb) show a decrease from the September 2022 sampling event (87.50 ppb).

Chart 7 compares analytical results between recovery well G-2 and MW-7 which are located in the northeastern portion of the building. This area is at the apparent western perimeter of the plume. Recovery well G-2 had a CVOC concentration of 44.58 ppb, which shows an increase from the September 2022 sampling event (33.91 ppb). The December 2022 CVOCs of MW-7 (23.87 ppb) show an increase from the September 2022 sampling event (8.76 ppb).

Chart 8 compares analytical results between recovery well G-3 which is located at the northeastern portion of the building and MW-17 which is located along the northern property boundary of the plume. This area is at the western perimeter of the plume. The December 2022 CVOCs at monitoring well MW-17 (226.32 ppb) showed an increase from the September 2022 sampling event (172.22 ppb). The current CVOCs at recovery well G-3 (182.89 ppb) show an increase from the September 2022 sampling event (182.69 ppb).



5.2 EXTENT OF IMPACTED GROUNDWATER

The area of highest impacted groundwater is consistent with prior sampling events. The bulk of the contaminant mass appears to be concentrated beneath the building in the source area, in the vicinity of monitoring well MW-1 and MW-11, extending north to recovery well DR-2. The concentration of VOCs in the source area have been reduced as a result of historic cleanup activities.

When operating, the GTS maintained an area of hydraulic containment for recovery wells within the source area of the plume. The GTS was successful in hydraulically containing most of the contaminant plume on the property and minimizing further migration. The GTS was not operating during this monitoring period and overall sample results are similar to previous quarterly sampling results. Therefore, residual CVOCs in the plume have not migrated and appear to be stabilized when compared to sample results with the operation of the GTS during previous monitoring events.

VOCs were not sampled at MW-19R and MW-21 during the July 2019 and June 2018 sampling events due to being paved over and inaccessible, as first reported by Bergmann in the August 2017 Sampling Report. These two (2) monitoring wells have since been uncovered and began to be sampled again starting with the August 2019 sampling event. VOCs were not sampled at MW-4 and MW-17 during the June 2022 sampling event due to the presence of hornet nests in these wells but were sampled during the September and December 2022 sampling events. The analytical results are summarized in Table 5.

The redevelopment of wells was performed in the fall of 2015 to remove sediment from wells at the Site after the ISCO injections. Overall reduction of contaminants in the majority of the monitoring and recovery wells has occurred due to completed remediation at the Site when compared to pre-remediation levels during the past fifteen (15) years of sampling.

5.3 FUTURE GROUNDWATER MONITORING AND ANALYSIS ACTIVITIES

The condition of the SVE and GTS was discussed with the NYSDEC representative, and it was agreed upon that these remediation systems would be inactivated to allow for groundwater level recovery during the implementation of an ISCO groundwater treatment and subsequent sampling events. Bergmann performed an ISCO injection application in May (round 1) and September (round 2) 2015 to address the remaining residual contamination at the Site in lieu of costly repair of the SVE and GTS. The SVE and GTS equipment remains on site in the event that re-activation is required in the future. However, system components may need repair and/or replacement prior to re-activation.

The next site-wide groundwater sampling and laboratory analysis event is scheduled for Q1 2023. Future groundwater sampling events will be conducted to track the effects of the ISCO injections on impacted groundwater and to evaluate seasonal changes in water table elevations. In addition, the evaluation of groundwater flow direction and movement of plume at the site will be monitored and recorded during future sampling events.



TABLES

Table 1 Groundwater Elevations and Field Measurements December 2022

Gowanda Day Habilitation Center
 4 Industrial Place, Gowanda, New York
 VCA # V-00463-9

	MW-1	MW-2	MW-3	MW-4	MW-5	MW-6	MW-7	MW-8	MW-9	MW-10
Casing Elevation*	778.23	778.08	778.38	778.43	778.61	781.10	780.94	781.33	782.61	780.02
Depth to Groundwater (btoc)	4.68	4.60	4.90	6.03	9.80	12.72	12.78	10.40	7.38	5.30
Groundwater Elevation	773.55	773.48	773.48	772.40	768.81	768.38	768.16	770.93	775.23	774.72
Well Diameter	2"	2"	2"	2"	2"	2"	2"	2"	2"	2"
Product Thickness	ND	NA	ND	ND	ND	ND	ND	ND	ND	ND
Well Depth (btoc)	16.02	17.15	16.30	15.78	13.95	22.88	21.80	17.65	20.96	19.44
Bottom of Well Elevation	762.21	760.93	762.08	762.65	764.66	758.22	759.14	763.68	761.65	760.58
Thickness of Water Column	11.34	12.55	11.40	9.75	4.15	10.16	9.02	7.25	13.58	14.14
Minimum Purge Volume (gal)	1.85	2.05	1.86	1.59	0.68	1.66	1.5	1.18	2.21	2.3
3 Volumes	5.55	6.14	5.57	4.768	2.03	4.97	4.41	3.55	6.64	6.91
Actual volume purged	5.75	6.25	5.75	5.00	2.25	5.00	4.50	3.75	6.75	7.00
Comments	Flush = -0.29'	Flush = -0.30'	Flush = -0.23'	Flush = -0.34'	Flush = -0.24'	Stickup=2.17'	Stickup=2.17'	Stickup=2.84'	Stickup=2.05'	Stickup=2.56'

	MW-11	MW-12	MW-13	MW-14	MW-15	MW-16	MW-17	MW-18	MW-19R	MW-20	MW-21
Casing Elevation	778.58	778.50	778.39	778.43	778.38	780.43	779.85	776.39	774.2	778.04	774.76
Depth to Groundwater (btoc)	4.93	5.40	5.70	9.65	10.05	12.43	12.65	8.50	7.0	8.40	9.6
Groundwater Elevation	773.65	773.10	772.69	768.78	768.33	768.00	767.20	767.89	767.2	769.64	765.16
Well Diameter	2"	2"	2"	2"	2"	2"	2"	2"	2"	2"	2"
Product Thickness	ND	ND	ND	ND	ND	ND	ND	ND	ND	ND	ND
Well Depth (btoc)	15.48	17.38	17.40	18.15	19.80	23.26	25.18	25.0	17.67	14.75	15.82
Bottom of Well Elevation	763.10	761.12	760.99	760.28	758.58	757.17	754.67	751.39	756.53	763.29	758.94
Thickness of Water Column	10.55	11.98	11.70	8.50	9.75	10.83	12.53	16.50	10.67	6.35	6.22
Minimum Purge Volume (gal)	1.72	1.95	1.91	1.39	1.59	1.8	2.04	2.69	1.7	1.0	1.0
3 Volumes	5.16	5.86	5.72	4.16	4.77	5.30	6.13	8.07	5.22	3.11	3.04
Actual volume purged	5.25	6.00	5.75	4.25	5.00	5.33	6.25	8.25	5.25	3.25	3.25
Comments	Flush = -0.23'	Flush = -0.35'	Flush = -0.48'	Flush = -0.39'	Flush = -0.38	Stickup=2.26'	Stickup=1.18'	Flush = -0.26'	Flush = 0.36'	Flush = -0.43'	Flush = -0.71'

	DR-1	DR-2	DR-3	DR-4	G-1	G-2	G-3
Casing Elevation	779.66	779.93	779.78	779.64	779.83	779.72	779.42
Depth to Groundwater (btoc)	5.15	6.00	11.02	10.95	11.25	11.15	9.80
Groundwater Elevation	774.51	773.93	768.76	768.69	768.58	768.57	769.62
Well Diameter	4"	4"	4"	4"	4"	4"	4"
Product Thickness	ND	ND	ND	ND	ND	ND	ND
Well Depth (btoc)	18.06	18.06	20.45	19.69	22.98	20.72	18.15
Bottom of Well Elevation	761.6	761.87	759.33	759.95	756.85	759	761.27
Thickness of Water Column	12.91	12.06	9.43	8.74	11.73	9.57	8.35
Minimum Purge Volume (gal)	8.43	7.88	6.16	5.71	7.66	6.25	5.45
3 Volumes	25.291	23.63	18.47	17.12	22.98	18.748	16.36
Actual volume purged	25.33	23.75	18.5	17.25	23.00	18.75	16.50
Comments	Stickup=0.85'	Stickup=1.06'	Stickup=0.95'	Stickup=0.84'	Stickup=1.03'	Stickup=0.86'	Vaulted well

NOTES

btoc = Below top of casing (inner riser) All measurements are in feet, referenced to Mean Sea Level
 NS = Not Sampled
 ND = No floating product encountered
 Minimum purge volume = 3 X well volume, 0.163 gallon per foot in a 2" diameter well. 0.653 gallon per foot in a 4" diameter well.
 Monitoring well MW-19 was removed and the area restored on July 23, 2003 immediately after the well was developed, purged of 3 volumes and sampled.
 The borehole for MW-19 was backfilled with a cement-bentonite grout after the PVC screening and casing was successfully removed.
 Wells MW-19R, MW-20 and MW-21 were installed in October 2004.

Table 2 December 2022 Analytical Results Summary

Gowanda Day Habilitation Center
4 Industrial Place, Gowanda, New York
VCA # V-00463-9

Monitoring Well MW-1

Sample Date: 12/2/2022

Sampling Events

Analyte	in ppb	Sep 2022	Dec 2022	NYS Guidance Value
TCE		860.00	720.00	5.0
CIS		130.00	140.00	5.0
TRANS		11.00	9.60	5.0
VC		1.30	ND	2.0
TCA		ND	ND	5.0
Total VOCs		1002.30	869.60	

Monitoring Well MW-2

Sample Date: 12/2/2022

Sampling Events

Analyte	in ppb	Sep 2022	Dec 2022	NYS Guidance Value
TCE		ND	0.33	5.0
CIS		ND	ND	5.0
TRANS		ND	ND	5.0
VC		ND	ND	2.0
TCA		ND	ND	5.0
Total VOCs		ND	0.33	

Monitoring Well MW-3

Sample Date: 12/2/2022

Sampling Events

Analyte	in ppb	Sep 2022	Dec 2022	NYS Guidance Value
TCE		0.22	0.20	5.0
CIS		0.92	ND	5.0
TRANS		ND	ND	5.0
VC		ND	ND	2.0
TCA		ND	ND	5.0
Total VOCs		1.14	0.20	

Monitoring Well MW-4

Sample Date: 12/2/2022

Sampling Events

Analyte	in ppb	Sep 2022	Dec 2022	NYS Guidance Value
TCE		NS	ND	5.0
CIS		NS	ND	5.0
TRANS		NS	ND	5.0
VC		NS	ND	2.0
TCA		NS	ND	5.0
Total VOCs		NS	ND	

Monitoring Well MW-5

Sample Date: 12/2/2022

Sampling Events

Analyte	in ppb	Sep 2022	Dec 2022	NYS Guidance Value
TCE		0.75	0.69	5.0
CIS		ND	ND	5.0
TRANS		ND	ND	5.0
VC		ND	ND	2.0
TCA		ND	ND	5.0
Total VOCs		0.75	0.69	

Monitoring Well MW-6

Sample Date: 12/2/2022

Sampling Events

Analyte	in ppb	Sep 2022	Dec 2022	NYS Guidance Value
TCE		ND	ND	5.0
CIS		54.00	46.00	5.0
TRANS		ND	ND	5.0
VC		130.00	54.00	2.0
TCA		ND	ND	5.0
Total VOCs		184.00	100.00	

ND = Non-detect

Total VOCs values are not the total VOCs detected, but the sum of TCE, CIS, TRANS, VC, and TCA detected.

NS = Not Sampled. No analysis performed during this sampling event.

Results expressed as parts per billion (ppb).

Bold results exceed NYSDEC TOGS 1.1.1 Class GA, June 1998 re-issue (MTBE = April 2000 Addendum Guidance Value)

Table 2 December 2022 Analytical Results Summary

Gowanda Day Habilitation Center
 4 Industrial Place, Gowanda, New York
 VCA # V-00463-9

Monitoring Well MW-7
 Sampling Events

Sample Date: 12/1/2022

Analyte	in ppb	Sep 2022	Dec 2022	NYS Guidance Value
TCE		0.46	0.42	5.0
CIS		8.30	23.00	5.0
TRANS		ND	ND	5.0
VC		ND	0.45	2.0
TCA		ND	ND	5.0
Total VOCs		8.76	23.87	

Monitoring Well MW-10
 Sampling Events

Sample Date: 12/2/2022

Analyte	in ppb	Sep 2022	Dec 2022	NYS Guidance Value
TCE		ND	ND	5.0
CIS		ND	ND	5.0
TRANS		ND	ND	5.0
VC		ND	ND	2.0
TCA		ND	ND	5.0
Total VOCs		ND	ND	

Monitoring Well MW-8
 Sampling Events

Sample Date: 12/2/2022

Analyte	in ppb	Sep 2022	Dec 2022	NYS Guidance Value
TCE		ND	ND	5.0
CIS		ND	ND	5.0
TRANS		ND	ND	5.0
VC		ND	ND	2.0
TCA		ND	ND	5.0
Total VOCs		ND	ND	

Monitoring Well MW-11
 Sampling Events

Sample Date: 12/1/2022

Analyte	in ppb	Sep 2022	Dec 2022	NYS Guidance Value
TCE		200.00	110.00	5.0
CIS		140.00	170.00	5.0
TRANS		8.20	4.20	5.0
VC		1.80	7.20	2.0
TCA		ND	ND	5.0
Total VOCs		350.00	291.40	

Monitoring Well MW-9
 Sampling Events

Sample Date: 12/1/2022

Analyte	in ppb	Sep 2022	Dec 2022	NYS Guidance Value
TCE		ND	ND	5.0
CIS		ND	ND	5.0
TRANS		ND	ND	5.0
VC		ND	ND	2.0
TCA		ND	ND	5.0
Total VOCs		ND	ND	

Monitoring Well MW-12
 Sampling Events

Sample Date: 12/1/2022

Analyte	in ppb	Sep 2022	Dec 2022	NYS Guidance Value
TCE		23.00	30.00	5.0
CIS		54.00	61.00	5.0
TRANS		1.2	2.0	5.0
VC		0.10	0.65	2.0
TCA		ND	ND	5.0
Total VOCs		78.30	93.65	

ND = Non-detect
 NS = Not Sampled. No analysis performed during this sampling event.
 Results expressed as parts per billion (ppb).

Bold results exceed NYSDEC TOGS 1.1.1 Class GA, June 1998 re-issue (MTBE = April 2000 Addendum Guidance Value)

Table 2 December 2022 Analytical Results Summary

Gowanda Day Habilitation Center
4 Industrial Place, Gowanda, New York
VCA # V-00463-9

Monitoring Well MW-13

Sample Date: 12/1/2022

Sampling Events

Analyte	in ppb	Sep 2022	Dec 2022	NYS Guidance Value
TCE		0.96	1.10	5.0
CIS		ND	0.96	5.0
TRANS		ND	ND	5.0
VC		ND	ND	2.0
TCA		ND	ND	5.0
Total VOCs		0.96	2.06	

Monitoring Well MW-14

Sample Date: 12/1/2022

Sampling Events

Analyte	in ppb	Sep 2022	Dec 2022	NYS Guidance Value
TCE		9.70	17.00	5.0
CIS		81.00	34.00	5.0
TRANS		ND	ND	5.0
VC		1.20	1.30	2.0
TCA		ND	ND	5.0
Total VOCs		91.90	52.30	

Monitoring Well MW-15

Sample Date: 12/1/2022

Sampling Events

Analyte	in ppb	Sep 2022	Dec 2022	NYS Guidance Value
TCE		3.70	3.90	5.0
CIS		ND	1.30	5.0
TRANS		ND	ND	5.0
VC		ND	ND	2.0
TCA		ND	ND	5.0
Total VOCs		3.70	5.20	

Monitoring Well MW-16

Sample Date: 12/1/2022

Sampling Events

Analyte	in ppb	Sep 2022	Dec 2022	NYS Guidance Value
TCE		0.42	0.36	5.0
CIS		9.30	26.00	5.0
TRANS		ND	ND	5.0
VC		ND	0.3	2.0
TCA		ND	ND	5.0
Total VOCs		9.72	26.66	

Monitoring Well MW-17

Sample Date: 12/2/2022

Sampling Events

Analyte	in ppb	Sep 2022	Dec 2022	NYS Guidance Value
TCE		12.00	14.00	5.0
CIS		160.00	210.00	5.0
TRANS		ND	1.60	5.0
VC		0.22	0.72	2.0
TCA		ND	ND	5.0
Total VOCs		172.22	226.32	

Monitoring Well MW-18

Sample Date: 12/2/2022

Sampling Events

Analyte	in ppb	Sep 2022	Dec 2022	NYS Guidance Value
TCE		0.82	0.75	5.0
CIS		6.10	5.10	5.0
TRANS		ND	ND	5.0
VC		0.09	0.09	2.0
TCA		ND	ND	5.0
Total VOCs		7.01	5.94	

ND = Non-detect

Total VOCs values are not the total VOCs detected, but the sum of TCE, CIS, TRANS, VC, and TCA detected.

NS = Not Sampled. No analysis performed during this sampling event.

Results expressed as parts per billion (ppb).

Bold results exceed NYSDEC TOGS 1.1.1 Class GA, June 1998 re-issue (MTBE = April 2000 Addendum Guidance Value)

Table 2 December 2022 Analytical Results Summary

Gowanda Day Habilitation Center
 4 Industrial Place, Gowanda, New York
 VCA # V-00463-9

Monitoring Well MW-19R

Sample Date: 12/2/2022

Sampling Events

Analyte	in ppb	Sep 2022	Dec 2022	NYS Guidance Value
TCE		0.22	ND	5.0
CIS		ND	ND	5.0
TRANS		ND	ND	5.0
VC		ND	ND	2.0
TCA		ND	ND	5.0
Total VOCs		0.22	ND	

Monitoring Well MW-20

Sample Date: 12/2/2022

Sampling Events

Analyte	in ppb	Sep 2022	Dec 2022	NYS Guidance Value
TCE		ND	ND	5.0
CIS		ND	ND	5.0
TRANS		ND	ND	5.0
VC		ND	ND	2.0
TCA		ND	ND	5.0
Total VOCs		ND	ND	

Monitoring Well MW-21

Sample Date: 12/2/2022

Sampling Events

Analyte	in ppb	Sep 2022	Dec 2022	NYS Guidance Value
TCE		1.50	2.00	5.0
CIS		23.00	14.00	5.0
TRANS		ND	ND	5.0
VC		0.98	0.35	2.0
TCA		ND	ND	5.0
Total VOCs		25.48	16.35	

ND = Non-detect

Total VOCs values are not the total VOCs detected, but the sum of TCE, CIS, TRANS, VC, and TCA detected.

NS = Not Sampled. No analysis performed during this sampling event.

Results expressed as parts per billion (ppb).

Bold results exceed NYSDEC TOGS 1.1.1 Class GA, June 1998 re-issue (MTBE = April 2000 Addendum Guidance Value)

Table 2 December 2022 Analytical Results Summary

Gowanda Day Habilitation Center
4 Industrial Place, Gowanda, New York
VCA # V-00463-9

Recovery Well DR-1 Sampling Events

Sample Date: 12/1/2022

Analyte	in ppb	Sep 2022	Dec 2022	NYS Guidance Value
TCE		200.00	770.00	5.0
CIS		23.00	150.00	5.0
TRANS		2.80	9.40	5.0
VC		ND	11.00	2.0
TCA		ND	ND	5.0
Total VOCs		225.80	940.40	

Recovery Well DR-4 Sampling Events

Sample Date: 12/1/2022

Analyte	in ppb	Sep 2022	Dec 2022	NYS Guidance Value
TCE		20.00	21.00	5.0
CIS		11.00	7.10	5.0
TRANS		ND	ND	5.0
VC		0.25	ND	2.0
TCA		ND	ND	5.0
Total VOCs		31.25	28.10	

Recovery Well DR-2 Sampling Events

Sample Date: 12/2/2022

Analyte	in ppb	Sep 2022	Dec 2022	NYS Guidance Value
TCE		17.00	48.00	5.0
CIS		110.00	160.00	5.0
TRANS		1.00	1.50	5.0
VC		0.70	5.40	2.0
TCA		ND	ND	5.0
Total VOCs		128.70	214.90	

Recovery Well G-1 Sampling Events

Sample Date: 12/1/2022

Analyte	in ppb	Sep 2022	Dec 2022	NYS Guidance Value
TCE		4.30	5.90	5.0
CIS		82.00	47.00	5.0
TRANS		ND	ND	5.0
VC		1.20	0.95	2.0
TCA		ND	ND	5.0
Total VOCs		87.50	53.85	

Recovery Well DR-3 Sampling Events

Sample Date: 12/1/2022

Analyte	in ppb	Sep 2022	Dec 2022	NYS Guidance Value
TCE		23.00	28.00	5.0
CIS		51.00	39.00	5.0
TRANS		0.75	1.00	5.0
VC		1.30	1.30	2.0
TCA		ND	ND	5.0
Total VOCs		76.05	69.30	

Recovery Well G-2 Sampling Events

Sample Date: 12/1/2022

Analyte	in ppb	Sep 2022	Dec 2022	NYS Guidance Value
TCE		0.50	0.48	5.0
CIS		33.00	43.00	5.0
TRANS		ND	ND	5.0
VC		0.41	1.10	2.0
TCA		ND	ND	5.0
Total VOCs		33.91	44.58	

ND = Non-detect

Total VOCs values are not the total VOCs detected, but the sum of TCE, CIS, TRANS, VC, and TCA detected.

NS = Not Sampled. No analysis performed during this sampling event.

Results expressed as parts per billion (ppb).

Bold results exceed NYSDEC TOGS 1.1.1 Class GA, June 1998 re-issue (MTBE = April 2000 Addendum Guidance Value)

Table 2 December 2022 Analytical Results Summary

Gowanda Day Habilitation Center
4 Industrial Place, Gowanda, New York
VCA # V-00463-9

Recovery Well G-3

Sample Date: 12/2/2022

Sampling Events

Analyte	in ppb	Sep 2022	Dec 2022	NYS Guidance Value
TCE		21.00	21.00	5.0
CIS		160.00	160.00	5.0
TRANS		1.30	1.40	5.0
VC		0.39	0.49	2.0
TCA		ND	ND	5.0
Total VOCs		182.69	182.89	

Duplicate Blank (MW-11)

Sample Date: 12/1/2022

Sampling Events

Analyte	in ppb	Dec 2022	NYS Guidance Value
TCE		100.00	5.0
CIS		170.00	5.0
TRANS		4.10	5.0
VC		7.20	2.0
TCA		ND	5.0
Total VOCs		281.30	

Equipment Blank

Sample Date: 12/2/2022

Sampling Events

Analyte	in ppb	Sep 2022	Dec 2022	NYS Guidance Value
TCE		ND	ND	5.0
CIS		ND	ND	5.0
TRANS		ND	ND	5.0
VC		ND	ND	2.0
TCA		ND	ND	5.0
Total VOCs		ND	ND	

ND = Non-detect

Total VOCs values are not the total VOCs detected, but the sum of TCE, CIS, TRANS, VC, and TCA detected.

NS = Not Sampled. No analysis performed during this sampling event.

Results expressed as parts per billion (ppb).

Bold results exceed NYSDEC TOGS 1.1.1 Class GA, June 1998 re-issue (MTBE = April 2000 Addendum Guidance Value)

Table 3 Historic Groundwater Analysis Results Summary

Gowanda Day Habilitation Center
 4 Industrial Place, Gowanda, New York
 VCA # V-00463-9

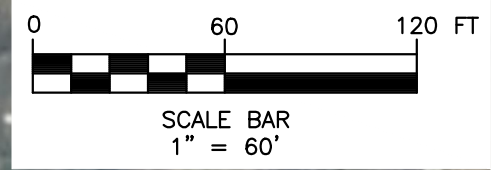
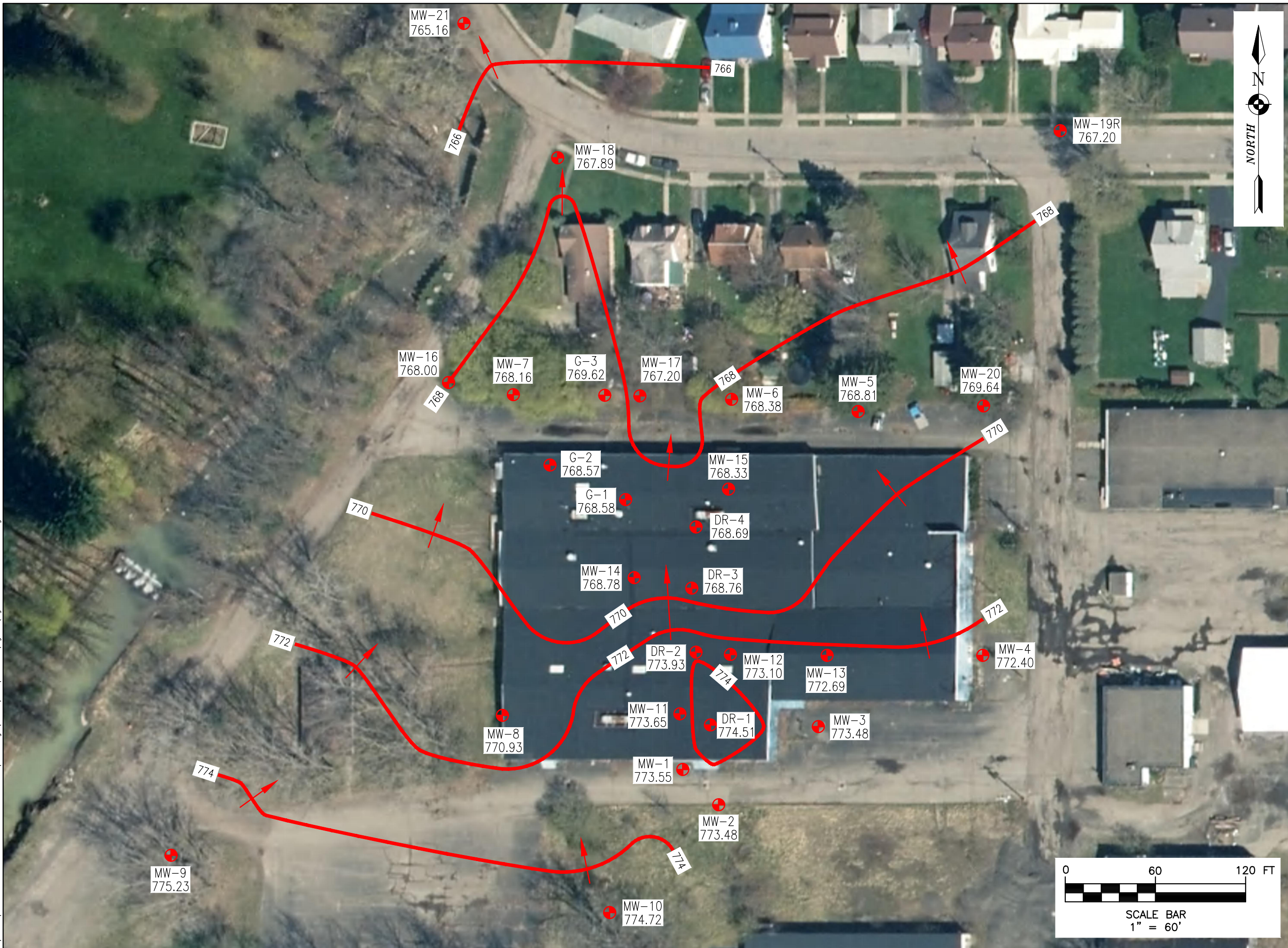
MONITORING WELLS																																															
Monitoring Well Number	Total VOCs Dec 2022 (ppb)	Total VOCs Sep 2022 (ppb)	Total VOCs Jun 2022 (ppb)	Total VOCs Mar 2022 (ppb)	Total VOCs Nov 2021 (ppb)	Total VOCs Sep 2021 (ppb)	Total VOCs Mar 2021 (ppb)	Total VOCs Nov 2020 (ppb)	Total VOCs Jul 2020 (ppb)	Total VOCs Jun 2020 (ppb)	Total VOCs Oct 2019 (ppb)	Total VOCs Feb 2019 (ppb)	Total VOCs Oct 2019 (ppb)	Total VOCs Aug 2019 (ppb)	Total VOCs Jul 2019 (ppb)	Total VOCs Nov 2018 (ppb)	Total VOCs Aug 2018 (ppb)	Total VOCs May 2018 (ppb)	Total VOCs April 2018 (ppb)	Total VOCs Nov 2017 (ppb)	Total VOCs Aug 2017 (ppb)	Total VOCs Nov 2016 (ppb)	Total VOCs Sep 2016 (ppb)	Total VOCs Jun 2016 (ppb)	Total VOCs Nov 2015 (ppb)	Total VOCs Aug 2015 (ppb)	Total VOCs Jun 2015 (ppb)	Total VOCs Mar 2015 (ppb)	Total VOCs Nov 2014 (ppb)	Total VOCs Sep 2014 (ppb)	Total VOCs Jun 2014 (ppb)	Total VOCs Mar 2014 (ppb)	Total VOCs Dec 2013 (ppb)	Total VOCs Jul 2013 (ppb)	Total VOCs Apr 2013 (ppb)	Total VOCs Dec 2012 (ppb)	Total VOCs Jun 2012 (ppb)	Total VOCs Mar 2012 (ppb)									
	MW-1	869.60	1,002.30	529.40	382.59	980.46	404.62	928.9	344.7	1020.0	991.8	993.5	1009	698	1,081	1,080	1,190	1,110	374	1013	1,210	1,467	838	580	1,530	1,470	350	430	300	420	990	990	1,740	830	910	1,440	528	889									
MW-2	0.33	ND	ND	ND	ND	ND	ND	0.29	ND	ND	ND	0.28	ND	ND	ND	ND	ND	ND	NS	NS	NS	NS	NS	NS	NS	NS	NS	NS	NS	NS	NS	NS	NS	NS	NS	NS	NS	NS	NS	NS	NS	NS	NS	NS			
MW-3	0.20	1.14	1.04	0.25	ND	ND	1.31	1.14	ND	0.3	ND	ND	0.28	0.39	ND	ND	ND	ND	ND	ND	ND	NS	NS	NS	NS	NS	NS	NS	NS	NS	NS	NS	NS	NS	NS	NS	NS	NS	NS	NS	NS	NS	NS	NS	NS		
MW-4	ND	ND	NS	ND	ND	ND	ND	ND	ND	ND	ND	ND	ND	ND	ND	ND	ND	ND	ND	ND	ND	ND	ND	ND	ND	ND	ND	ND	ND	ND	ND	ND	ND	ND	ND	ND	ND	ND	ND	ND	ND	ND	ND	ND	ND		
MW-5	0.69	0.75	1.00	0.60	1.20	1.50	0.79	1.60	ND	0.51	0.42	0.47	0.52	0.9	ND	ND	ND	ND	ND	ND	ND	NS	NS	NS	NS	NS	NS	NS	NS	NS	NS	NS	NS	NS	NS	NS	NS	NS	NS	NS	NS	NS	NS	NS	NS	NS	
MW-6	100.0	184.00	89.00	92.21	112.0	95.00	78.00	81.20	66.0	79.41	64.8	99.1	92.64	86.63	81	84	77	76	100	91	87	120	100	120	96	86	81	110	110	96	94	130	99	93	99	99	86.7	85.7									
MW-7	23.87	8.76	30.26	33.06	29.15	102.37	94.74	173.67	ND	73.89	1.16	55.58	39	27.83	ND	ND	ND	ND	ND	ND	ND	5.8	29	110	62	83	49	130	58	ND	180	190	29	ND	ND	18	ND	ND	151.56	30.5							
MW-8	ND	ND	ND	ND	ND	ND	ND	ND	ND	ND	ND	ND	ND	ND	ND	ND	ND	ND	ND	ND	ND	NS	NS	NS	NS	NS	NS	NS	NS	NS	NS	NS	NS	NS	NS	NS	NS	NS	NS	NS	NS	NS	NS	NS	NS	NS	
MW-9	ND	ND	ND	ND	ND	ND	ND	ND	ND	ND	ND	ND	ND	ND	ND	ND	ND	ND	ND	ND	ND	NS	NS	NS	NS	NS	NS	NS	NS	NS	NS	NS	NS	NS	NS	NS	NS	NS	NS	NS	NS	NS	NS	NS	NS	NS	NS
MW-10	ND	ND	ND	ND	ND	ND	ND	ND	ND	ND	ND	ND	ND	ND	ND	ND	ND	ND	ND	ND	ND	NS	NS	NS	NS	NS	NS	NS	NS	NS	NS	NS	NS	NS	NS	NS	NS	NS	NS	NS	NS	NS	NS	NS	NS	NS	NS
MW-11	291.40	350	200.1	420.6	495.4	386.9	490.7	546.5	584.0	1274	604.5	699.3	937.4	1,059	489.3	282	489	1,160	470	525	646	445	550	1,060	630	444	500	451	375	450	710	880	510	570	790	498	617										
MW-12	93.65	78.30	168.10	271.90	125.4	65.86	65.88	60.05	84	147.03	116.54	54	54.48	79	53	25	100	113	31	40	7.1	7.8	15.8	28.8	52	97	120	126	136	200	212	173	149.3	186.6	142	86.5	148.22										
MW-13	2.06	0.96	2.06	5.11	1.83	0.95	2.40	1.34	ND	2.7	3.4	2.1	0.50	1.38	ND	ND	ND	ND	ND	NS	NS	NS	NS	NS	NS	NS	NS	NS	NS	NS	NS	NS	NS	NS	NS	NS	NS	NS	NS	NS	NS	NS	NS	NS	NS	NS	
MW-14	52.30	81.30	31.00	104.45	91.86	84.40	20.80	63.4	13.0	18.2	34	33	26.5	25.9	30.7	22.3	22.8	28	38	22.1	76	100	57	81	96	52	99	68	68	54	73	94	49	71	47	39.7	76.6										
MW-15	5.20	3.70	14.10	9.4	15.6	24.80	2.6	25.8	ND	5.0	2.9	7.6	8.1	4.8	ND	ND	ND	ND	ND	ND	ND	7.4	11	23.8	11	9.9	14	8.1	9.8	32	31	6.1	ND	6.8	7	ND	12.9	26.26	6.25								
MW-16	26.66	9.72	41.79	35.02	31.75	22.56	14.32	11.29	13.0	37.43	25.62	7.11	31.53	37.61	41	10	41	43	32	36	14	20	37	31	13	6.8	ND	5.2	9.4	21	24	20	8.4	24	18	4.36	12.2										
MW-17	226.32	172.22	NS	85.32	85.27	230.86	173.6	271.2	295.0	266.2	16.2	193.01	342	277	218	265	112.5	5.1	222	396	375	465	425	460	410	NS	336	394	410	339	167	420	400	21.3	430	381	260.1										
MW-18	5.94	7.01	9.43	3.88	6.42	6.33	1.55	7.13	ND	2.27	0.73	1.6	3.1	2.8	ND	ND	ND	ND	ND	6.3	ND	10	26	6.9	ND	ND	ND	ND	ND	ND	ND	ND	ND	ND	ND	ND	ND	ND	ND	ND	ND	ND	ND	ND	ND		
MW-19R	ND	0.22	0.32	0.30	0.29	0.34	0.50	0.36	ND	0.26	0.19	0.28	0.6	NS	NS	NS	NS	NS	NS	NS	NS	NS	NS	NS	NS	NS	NS	NS	NS	NS	NS	NS	NS	NS	NS	NS	NS	NS	NS	NS	NS	NS	NS	NS	NS		
MW-20	ND	ND	ND	ND	ND	0.35	ND	0.88	ND	ND	ND	ND	ND	ND	ND	ND	ND	ND	ND	ND	ND	ND	ND	ND	ND	ND	ND	ND	ND	ND	ND	ND	ND	ND	ND	ND	ND	ND	ND	ND	ND	ND	ND	ND	ND		
MW-21	16.35	25.48	6.35	7.76	15.27	19.16	5.60	32.04	11.0	5.9	23.5	24.49	18.33	NS	NS	NS	NS	NS	NS	NS	NS	17	39	8.7	20	20	10	NS	NS	NS	NS	NS	NS	NS	NS	NS	NS	NS	NS	NS	NS	NS	NS	NS	NS		
MW-X (DUP)	281.3	215.8	1.20	109.45	6.5	ND	152.4	100.5	13.0	2.4	3.3	1118.9	1118.9	914.6	ND	ND	ND	434	NS	490	DWS	1,705	879	550	1,720	410	360	407	300	400	870	990	1,850	540	186.8	1,450	521	913									
EB	ND	ND	ND	ND	ND	ND	ND	ND	ND	NS	NS	ND	ND	ND	ND	ND	ND	ND	ND	ND	ND	ND	ND	ND	ND	ND	ND	ND	ND	ND	ND	ND	ND	ND	ND	ND	ND	ND	ND	ND	ND	ND	ND	ND	ND	ND	

RECOVERY WELLS																																												
Recovery Well Number	Total VOCs Dec 2022 (ppb)	Total VOCs Sep 2022 (ppb)	Total VOCs Jun 2022 (ppb)	Total VOCs Mar 2022 (ppb)	Total VOCs Nov 2021 (ppb)	Total VOCs Sep 2021 (ppb)	Total VOCs Mar 2021 (ppb)	Total VOCs Nov 2020 (ppb)	Total VOCs Jul 2020 (ppb)	Total VOCs Jun 2020 (ppb)	Total VOCs Oct 2019 (ppb)	Total VOCs Feb 2019 (ppb)	Total VOCs Oct 2019 (ppb)	Total VOCs Aug 2019 (ppb)	Total VOCs Jul 2019 (ppb)	Total VOCs Nov 2018 (ppb)	Total VOCs Aug 2018 (ppb)	Total VOCs May 2018 (ppb)	Total VOCs April 2018 (ppb)	Total VOCs Nov 2017 (ppb)	Total VOCs Aug 2017 (ppb)	Total VOCs Nov 2016 (ppb)	Total VOCs Sep 2016 (ppb)	Total VOCs Jun 2016 (ppb)	Total VOCs Nov 2015 (ppb)	Total VOCs Aug 2015 (ppb)	Total VOCs Jun 2015 (ppb)	Total VOCs Mar 2015 (ppb)	Total VOCs Nov 2014 (ppb)	Total VOCs Sep 2014 (ppb)	Total VOCs Jun 2014 (ppb)	Total VOCs Mar 2014 (ppb)	Total VOCs Dec 2013 (ppb)	Total VOCs Jul 2013 (ppb)	Total VOCs Apr 2013 (ppb)	Total VOCs Dec 2012 (ppb)	Total VOCs Jun 2012 (ppb)	Total VOCs Mar 2012 (ppb)						
	DR-1	940.40	225.80	341.00	663.50	598.6	98.05	485.3	117.8	909.0	1222.0	1123.6	912.6	1038	1,832	1,310	1,510	1,319	1,070	1540	1,970	617	610	910	319	160	NS	21.7	63	55	76	132	87	73	82	43	29.38	673						
DR-2	214.90	128.70	100.15	129.15	251.3	162.4	144.2	111.6	116.0	129.7	137.8	185.9	192	156	216	162	128	130	181	195	137	218	215	199	187	291	259	162	224	231	207	302	256	293	19	229.9	305.3							
DR-3	69.30	76.05	85.71	75.20	94.88	85.26	66.77	81.73	63.0	81.8	87.7	99.7	101	91	73	87	125.4	34	48	NS	98	154	62	45	76	83	55	181	210	83	89	123	62	73	42	116.96	24.9							
DR-4	28.10	31.25	24.40	29.0	34.6	34.1	31.9	42.34	29.9	30.5	32.4	40.6	46.6	40	37.2	48	31.2	31.6	46	52	79	95	63	94	110	71	147	156	148	96	64	68	79	37	90	122.6	ND							
G-1	53.85	87.50	41.98	47.21	53.68	51.83	45.82	100.60	53.0	37.6	50.1	70	78.7	50.4	74.6	77	40	22	70	73.5	85	105.6	59.7	80.3	ND	68	146	101	105	90	78	96.2	69.1	57.8	52.6	68.55	65.58							
G-2	44.58	33.91	67.69	45.35	52.67	45.4	64.38	37.46	54.0	30.9	18.8	90.49	90	69	25	68	50	46																										



FIGURES

I:\DASNY\014263.12 DASNY-Gowanda 2022 O&M AE\3.0 Design\3.8 Reports\Q4 2022\Figures\Figure 1 December 2022.dwg



DASNY
Gowanda Day
Habilitation Center
 4 Industrial Place
 Gowanda, New York



Bergmann Associates, Architects, Engineers,
 Landscape Architects & Surveyors, D.P.C.
 280 East Broad Street
 Suite 200
 Rochester, NY 14604
 office: 585.232.5135
 fax: 585.232.4652
 www.bergmannpc.com

REVISIONS				
NO.	DATE	DESCRIPTION	REV.	CKD

Copyright © Bergmann Associates,
 Architects, Engineers, Landscape
 Architects & Surveyors, D.P.C

Note:
 Unauthorized alteration or addition to this
 drawing is a violation of the New York State
 Education Law Article 145, Section 7209.

Project Manager: J. O'BRIEN	Checked By: J. O'BRIEN
Designed By: C. WOOD	Drawn By: C. WOOD
Date Issued: 01/05/2023	Scale: 1" = 60'
Project Number: 14263.12	

DECEMBER 2022
WATER LEVEL
CONTOUR MAP

Drawing Number:

FIGURE 1

**Gowanda Day
Habilitation Center**

**4 Industrial Place
Gowanda, NY**



BERGMANN
ARCHITECTS ENGINEERS PLANNERS

Figure 2

**September 2022
Distribution of
Groundwater
Analytical Results:
Monitoring Wells**

0 30 60 90 120

Feet



DASNY

**Gowanda Day
Habilitation Center**

**4 Industrial Place
Gowanda, NY**



BERGMANN
ARCHITECTS ENGINEERS PLANNERS

Figure 3

**September 2022
Distribution of
Groundwater
Analytical Results:
Recovery Wells**

0 25 50 75 100



Feet

N

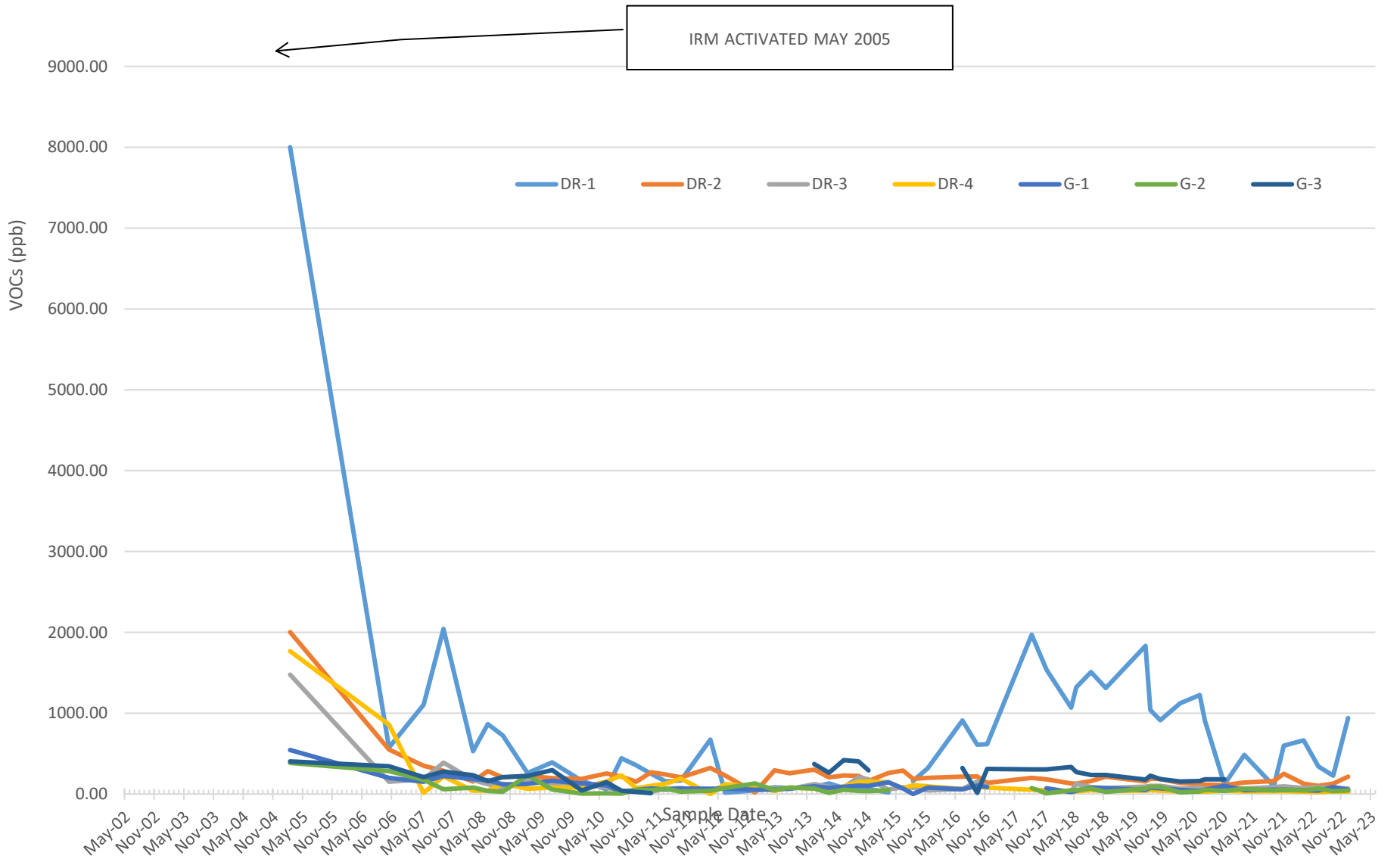




CHARTS

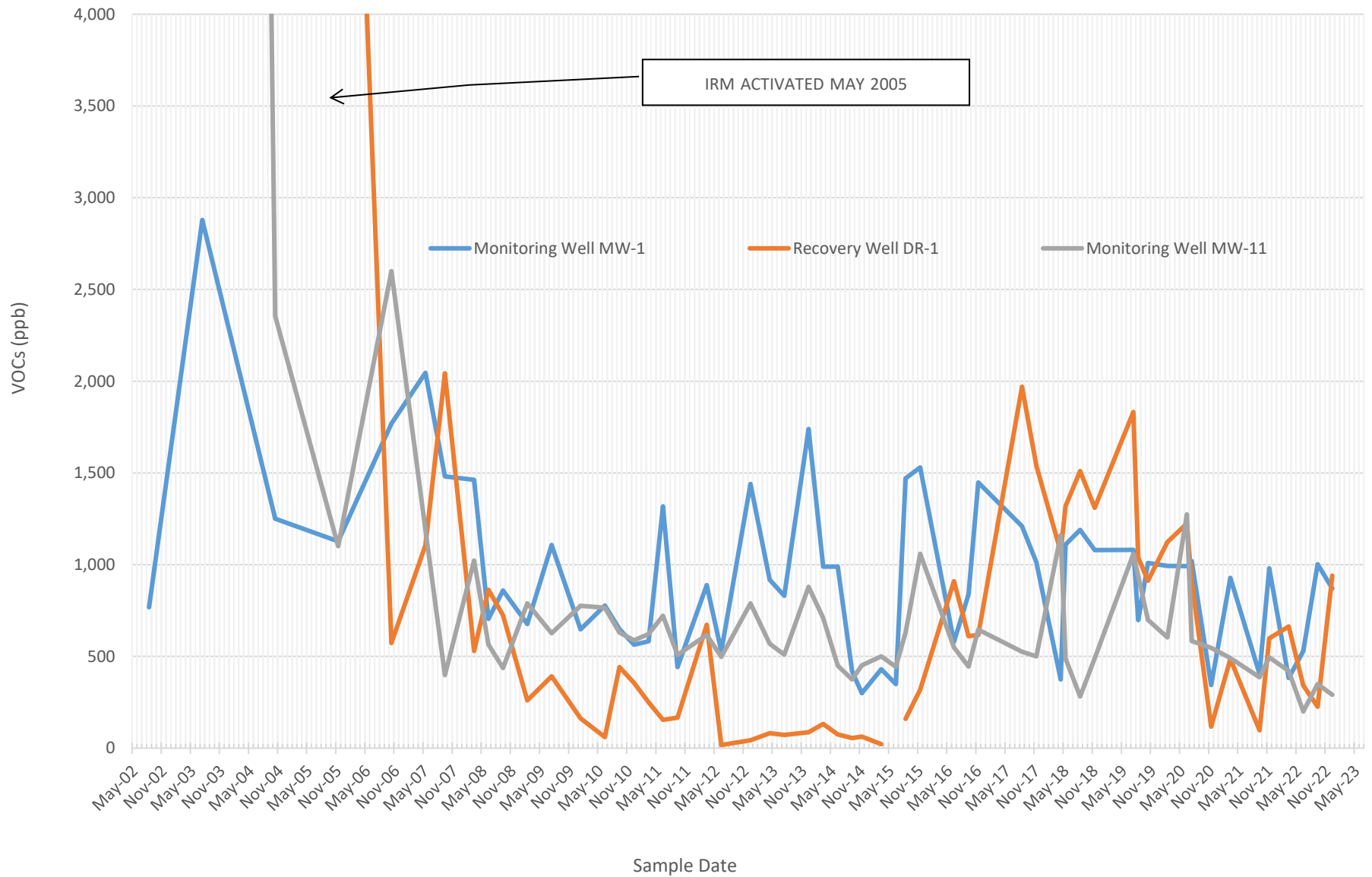


Groundwater Recovery Wells
DR-1, DR-2, DR-3, DR-4, G-1, G-2, and G-3



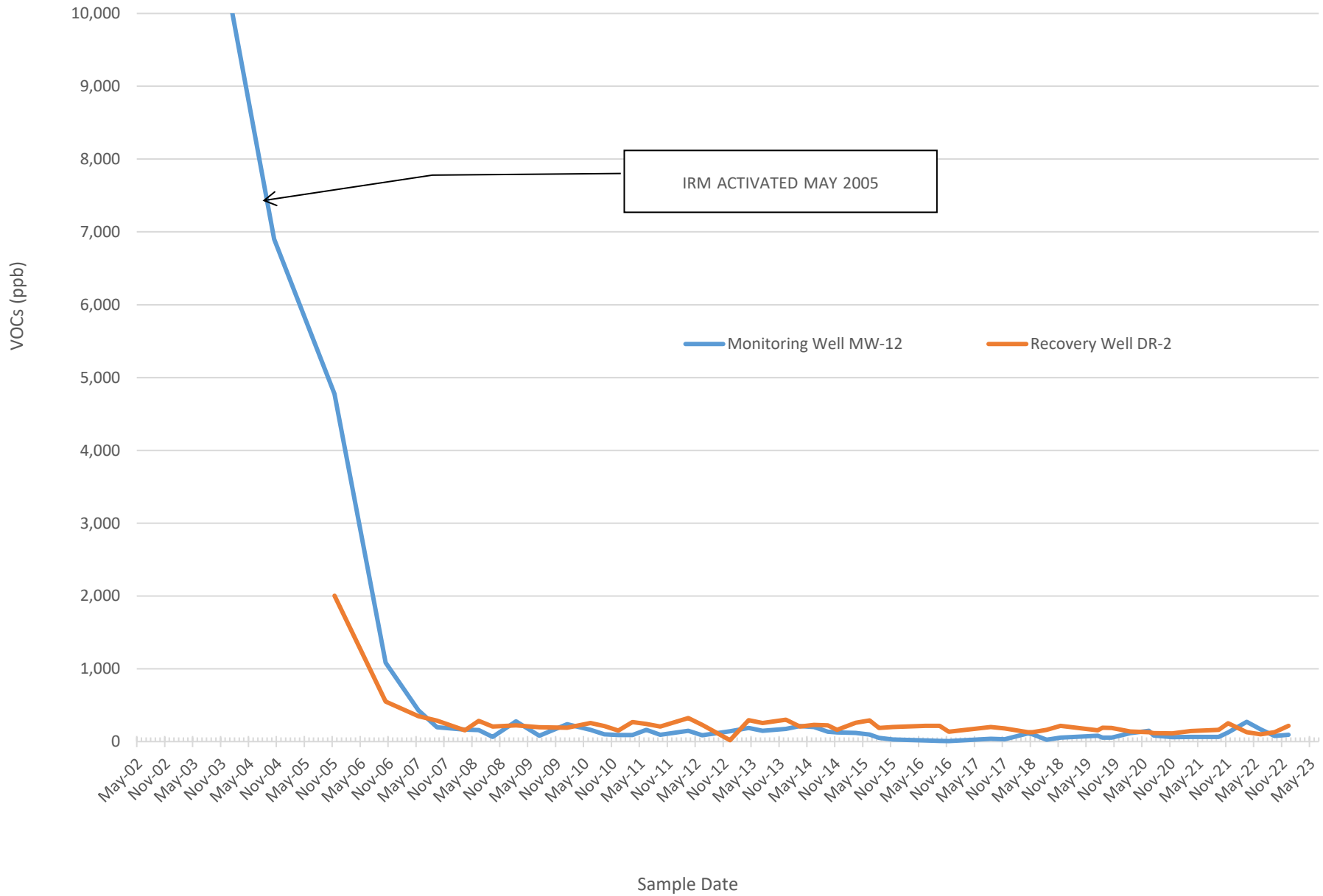


MW-1, DR-1 and MW-11



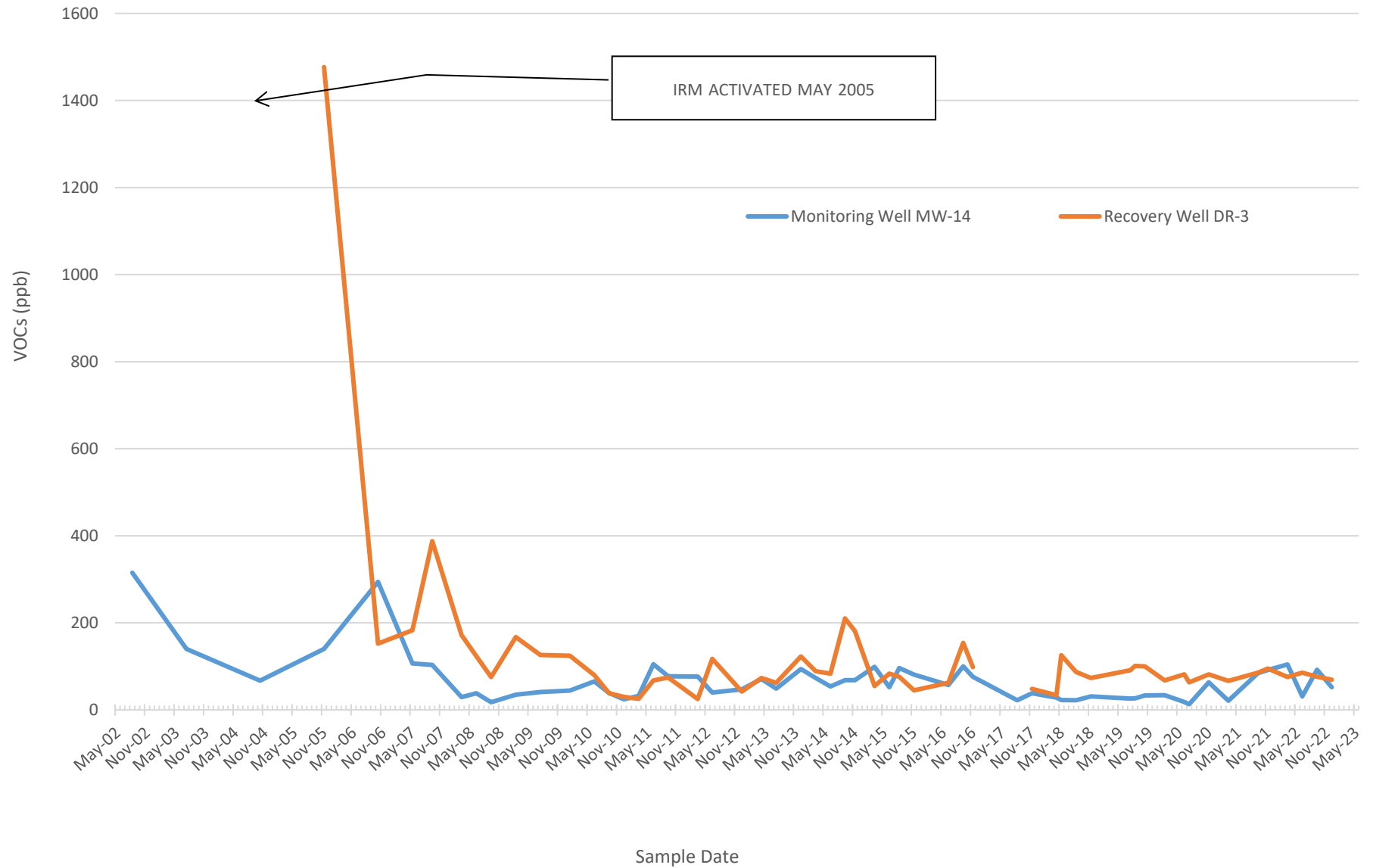


MW-12 and DR-2



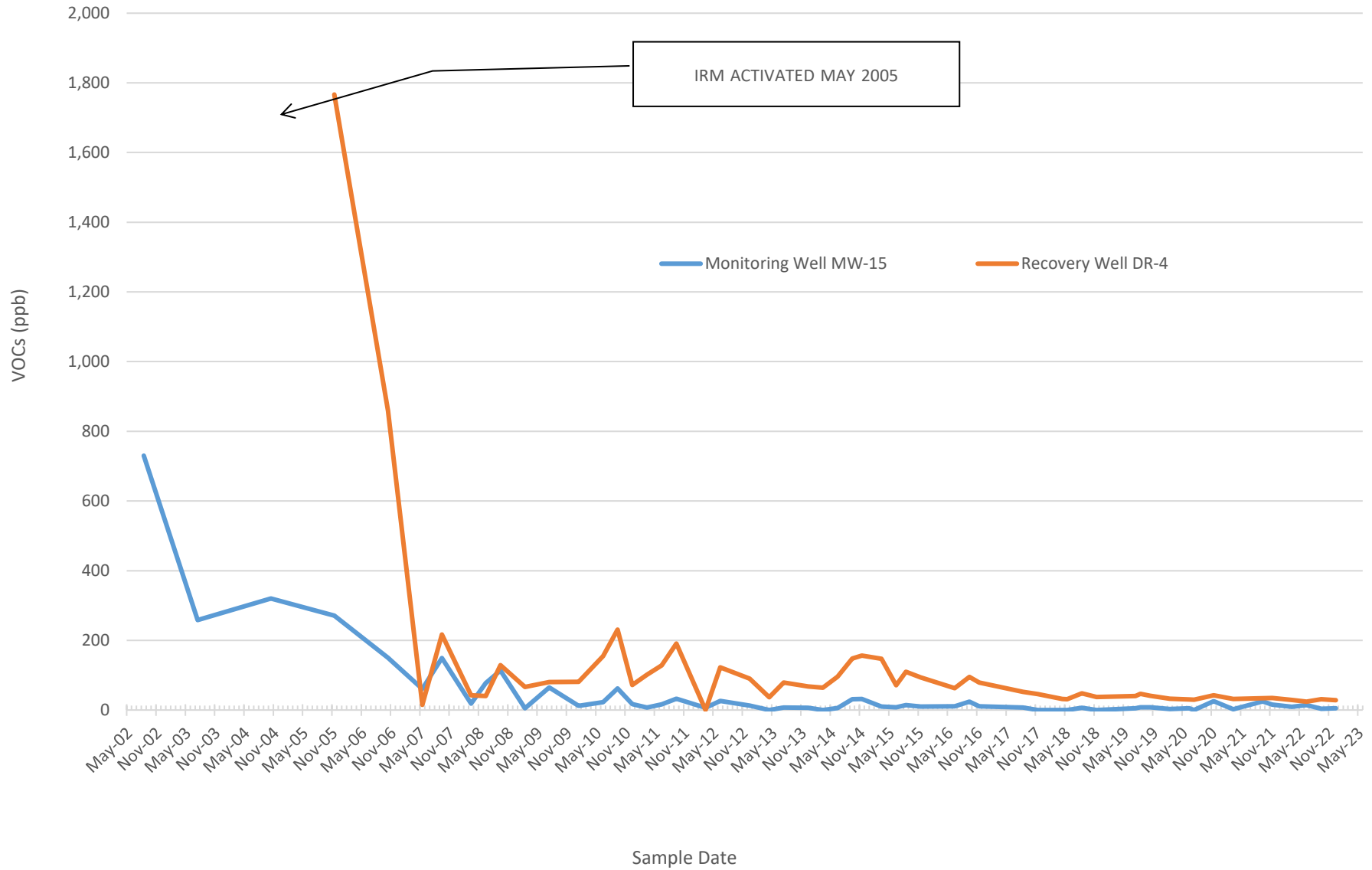


MW-14 and DR-3

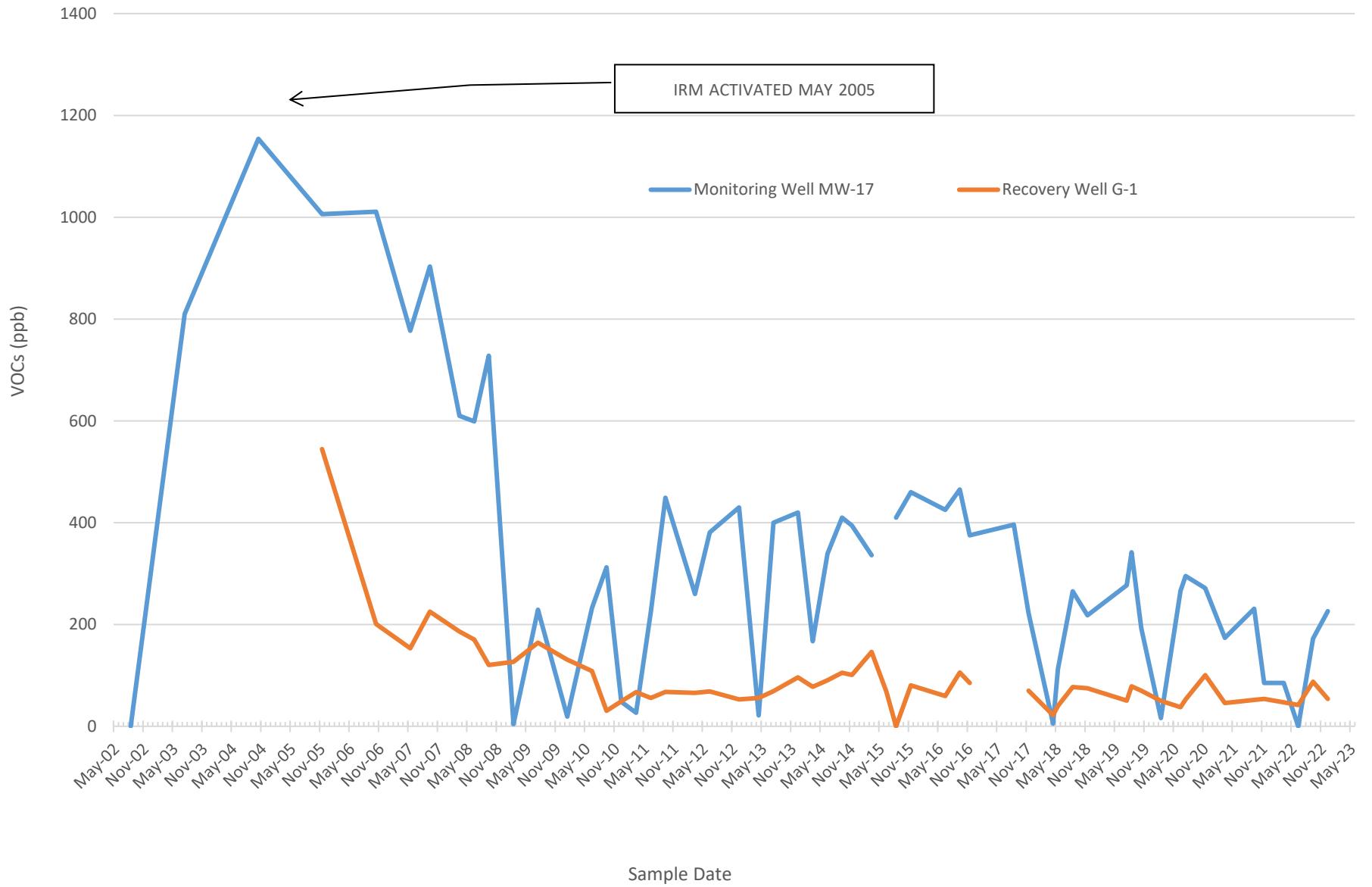




MW-15 and DR-4

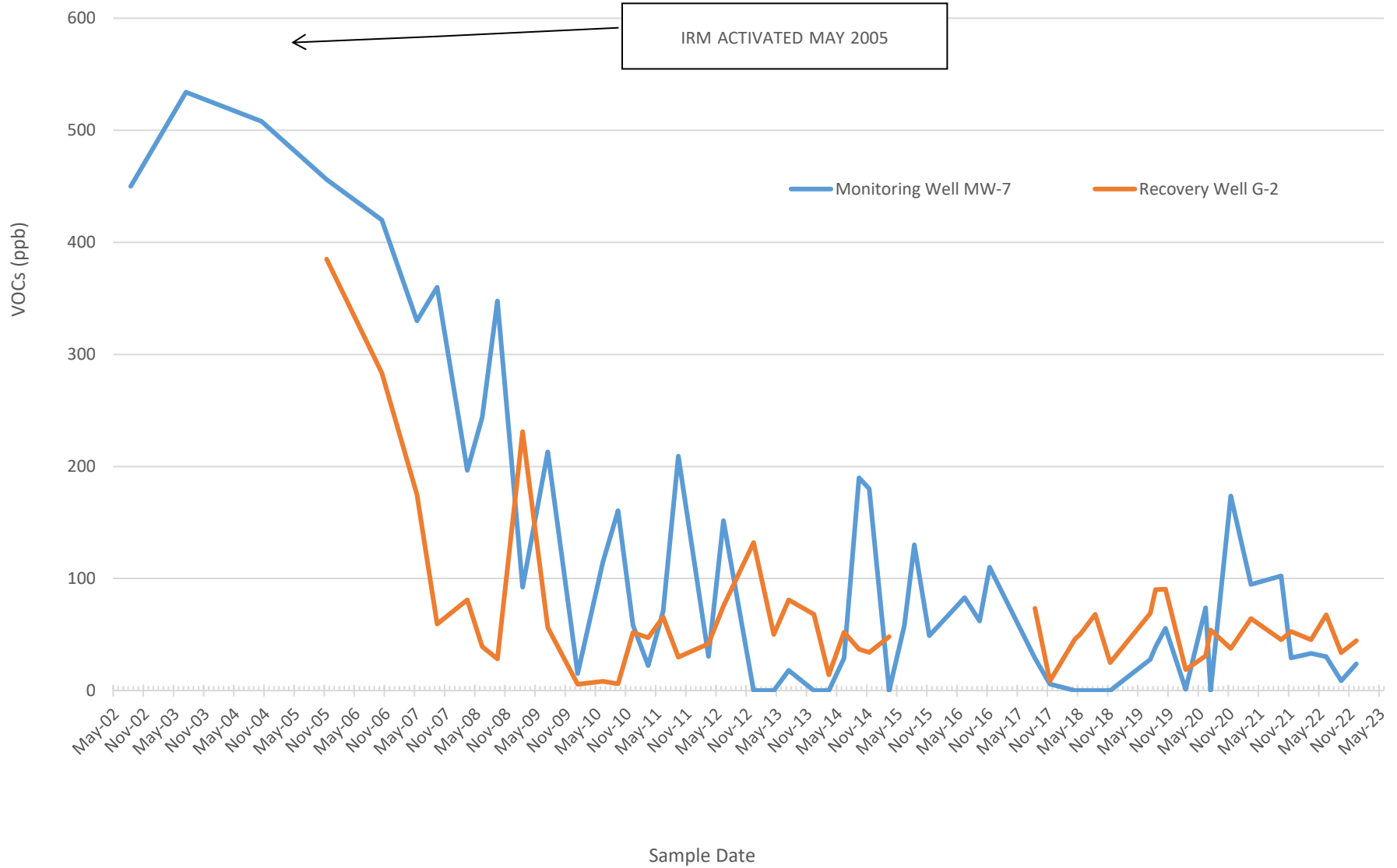


MW-17 and G-1





MW-7 and G-2





MW-17 and G-3

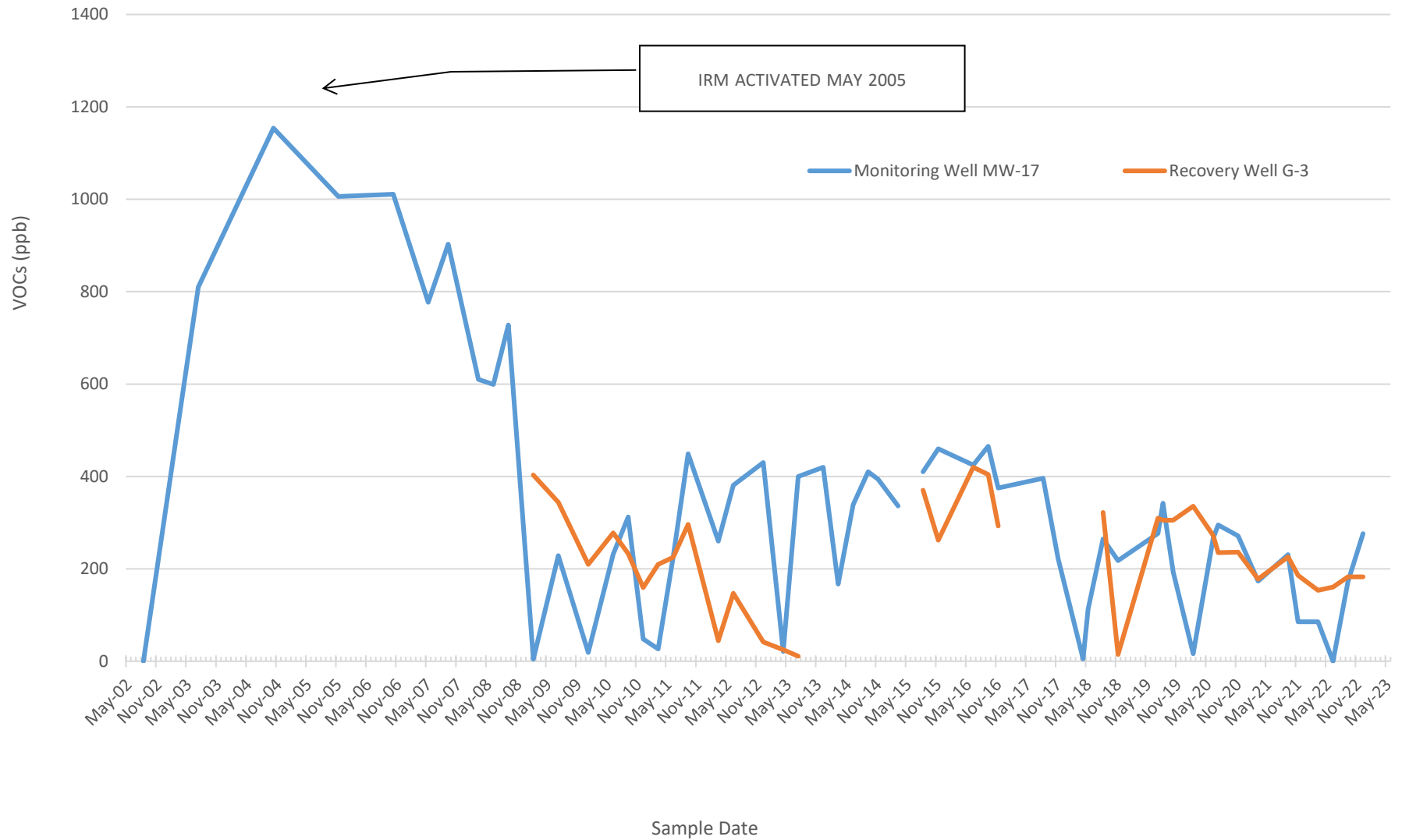
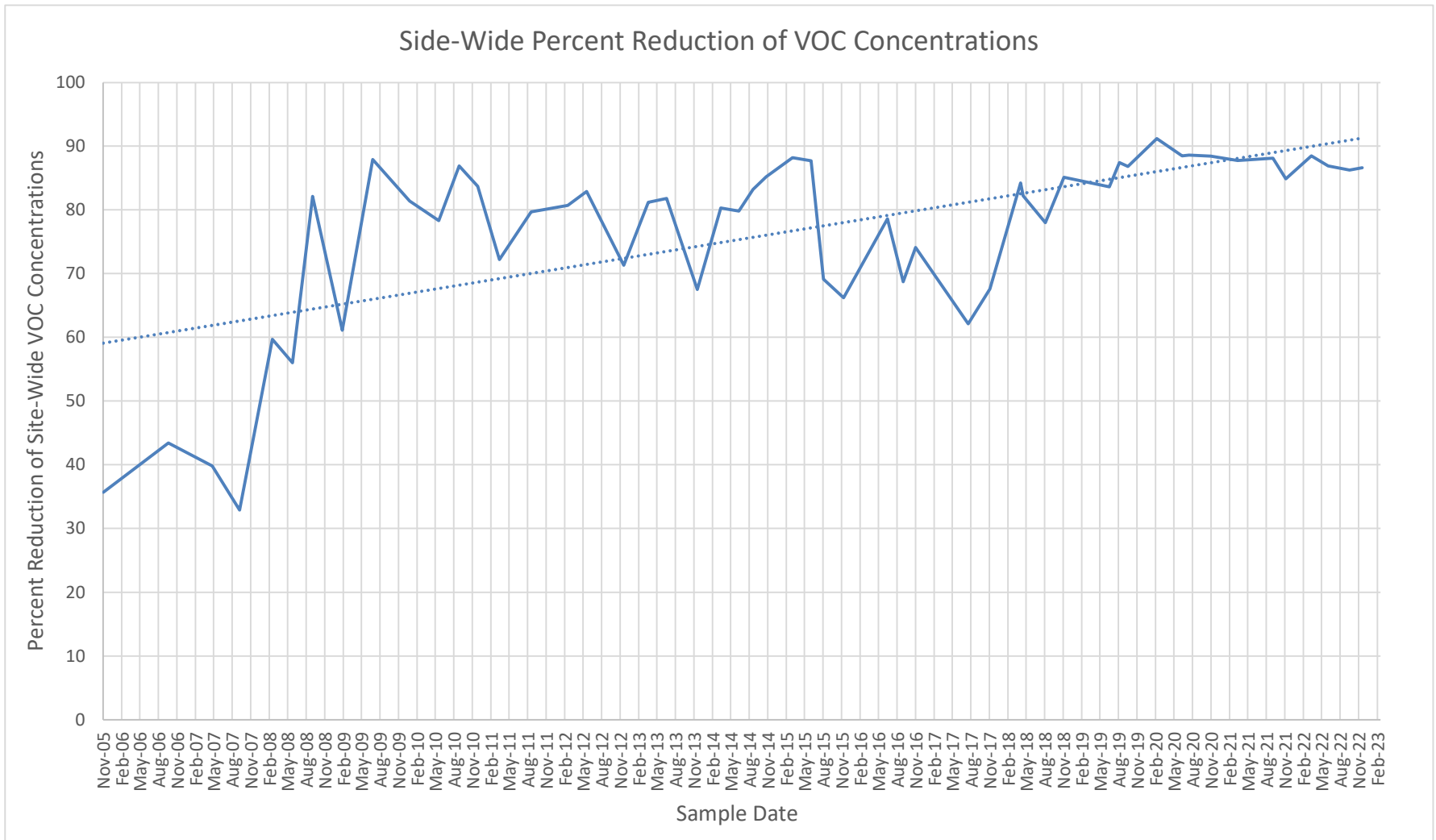
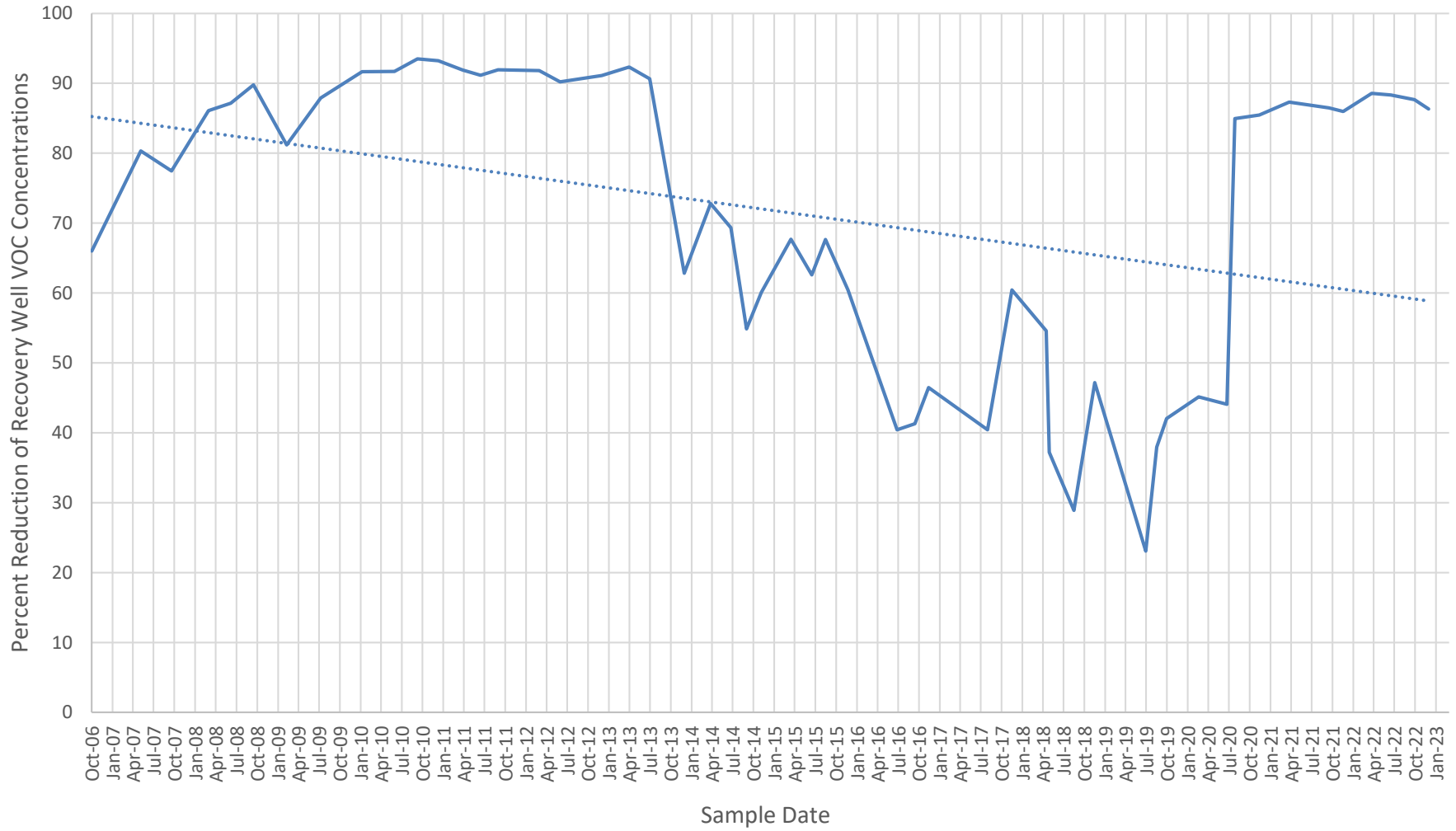


Chart 1
Gowanda Site V00463



Recovery Well Percent Reduction of VOC Concentrations





APPENDICES



APPENDIX A:
Laboratory Analytical Results Report -
December 2022 Sampling Event



ANALYTICAL REPORT

Lab Number:	L2267777
Client:	Bergmann Associates 280 E Broad Street Rochester, NY 14604
ATTN:	Ariadna Cheremeteff
Phone:	(585) 498-7950
Project Name:	Q4 GOWANDA 2022
Project Number:	14263.12
Report Date:	12/15/22

The original project report/data package is held by Alpha Analytical. This report/data package is paginated and should be reproduced only in its entirety. Alpha Analytical holds no responsibility for results and/or data that are not consistent with the original.

Certifications & Approvals: MA (M-MA086), NH NELAP (2064), CT (PH-0574), IL (200077), ME (MA00086), MD (348), NJ (MA935), NY (11148), NC (25700/666), PA (68-03671), RI (LAO00065), TX (T104704476), VT (VT-0935), VA (460195), USDA (Permit #P330-17-00196).

Eight Walkup Drive, Westborough, MA 01581-1019
508-898-9220 (Fax) 508-898-9193 800-624-9220 - www.alphalab.com



Project Name: Q4 GOWANDA 2022
Project Number: 14263.12

Lab Number: L2267777
Report Date: 12/15/22

Alpha Sample ID	Client ID	Matrix	Sample Location	Collection Date/Time	Receive Date
L2267777-01	MW-1	WATER	GOWANDA, NY	12/02/22 07:18	12/02/22
L2267777-02	MW-2	WATER	GOWANDA, NY	12/02/22 07:47	12/02/22
L2267777-03	MW-3	WATER	GOWANDA, NY	12/02/22 06:52	12/02/22
L2267777-04	MW-4	WATER	GOWANDA, NY	12/02/22 08:55	12/02/22
L2267777-05	MW-5	WATER	GOWANDA, NY	12/02/22 09:30	12/02/22
L2267777-06	MW-6	WATER	GOWANDA, NY	12/02/22 10:55	12/02/22
L2267777-07	MW-7	WATER	GOWANDA, NY	12/01/22 15:08	12/02/22
L2267777-08	MW-8	WATER	GOWANDA, NY	12/02/22 08:35	12/02/22
L2267777-09	MW-9	WATER	GOWANDA, NY	12/01/22 15:30	12/02/22
L2267777-10	MW-10	WATER	GOWANDA, NY	12/02/22 08:15	12/02/22
L2267777-11	MW-11	WATER	GOWANDA, NY	12/01/22 14:01	12/02/22
L2267777-12	MW-12	WATER	GOWANDA, NY	12/01/22 13:00	12/02/22
L2267777-13	MW-13	WATER	GOWANDA, NY	12/01/22 13:17	12/02/22
L2267777-14	MW-14	WATER	GOWANDA, NY	12/01/22 12:15	12/02/22
L2267777-15	MW-15	WATER	GOWANDA, NY	12/01/22 11:36	12/02/22
L2267777-16	MW-16	WATER	GOWANDA, NY	12/01/22 14:53	12/02/22
L2267777-17	MW-17	WATER	GOWANDA, NY	12/02/22 10:30	12/02/22
L2267777-18	MW-18	WATER	GOWANDA, NY	12/02/22 12:15	12/02/22
L2267777-19	MW-19R	WATER	GOWANDA, NY	12/02/22 11:40	12/02/22
L2267777-20	MW-20	WATER	GOWANDA, NY	12/02/22 09:15	12/02/22
L2267777-21	MW-21	WATER	GOWANDA, NY	12/02/22 12:40	12/02/22
L2267777-22	DR-1	WATER	GOWANDA, NY	12/01/22 13:49	12/02/22
L2267777-23	DR-2	WATER	GOWANDA, NY	12/02/22 12:43	12/02/22
L2267777-24	DR-3	WATER	GOWANDA, NY	12/01/22 14:32	12/02/22

Alpha Sample ID	Client ID	Matrix	Sample Location	Collection Date/Time	Receive Date
L2267777-25	DR-4	WATER	GOWANDA, NY	12/01/22 11:58	12/02/22
L2267777-26	G-1	WATER	GOWANDA, NY	12/01/22 11:24	12/02/22
L2267777-27	G-2	WATER	GOWANDA, NY	12/01/22 11:00	12/02/22
L2267777-28	G-3	WATER	GOWANDA, NY	12/02/22 10:05	12/02/22
L2267777-29	MW-X	WATER	GOWANDA, NY	12/01/22 00:00	12/02/22
L2267777-30	EB	WATER	GOWANDA, NY	12/02/22 12:50	12/02/22
L2267777-31	TRIP BLANK	WATER	GOWANDA, NY	12/01/22 00:00	12/02/22

Project Name: Q4 GOWANDA 2022
Project Number: 14263.12

Lab Number: L2267777
Report Date: 12/15/22

Case Narrative

The samples were received in accordance with the Chain of Custody and no significant deviations were encountered during the preparation or analysis unless otherwise noted. Sample Receipt, Container Information, and the Chain of Custody are located at the back of the report.

Results contained within this report relate only to the samples submitted under this Alpha Lab Number and meet NELAP requirements for all NELAP accredited parameters unless otherwise noted in the following narrative. The data presented in this report is organized by parameter (i.e. VOC, SVOC, etc.). Sample specific Quality Control data (i.e. Surrogate Spike Recovery) is reported at the end of the target analyte list for each individual sample, followed by the Laboratory Batch Quality Control at the end of each parameter. Tentatively Identified Compounds (TICs), if requested, are reported for compounds identified to be present and are not part of the method/program Target Compound List, even if only a subset of the TCL are being reported. If a sample was re-analyzed or re-extracted due to a required quality control corrective action and if both sets of data are reported, the Laboratory ID of the re-analysis or re-extraction is designated with an "R" or "RE", respectively.

When multiple Batch Quality Control elements are reported (e.g. more than one LCS), the associated samples for each element are noted in the grey shaded header line of each data table. Any Laboratory Batch, Sample Specific % recovery or RPD value that is outside the listed Acceptance Criteria is bolded in the report. In reference to questions H (CAM) or 4 (RCP) when "NO" is checked, the performance criteria for CAM and RCP methods allow for some quality control failures to occur and still be within method compliance. In these instances, the specific failure is not narrated but noted in the associated QC Outlier Summary Report, located directly after the Case Narrative. QC information is also incorporated in the Data Usability Assessment table (Format 11) of our Data Merger tool, where it can be reviewed in conjunction with the sample result, associated regulatory criteria and any associated data usability implications.

Soil/sediments, solids and tissues are reported on a dry weight basis unless otherwise noted. Definitions of all data qualifiers and acronyms used in this report are provided in the Glossary located at the back of the report.

HOLD POLICY - For samples submitted on hold, Alpha's policy is to hold samples (with the exception of Air canisters) free of charge for 21 calendar days from the date the project is completed. After 21 calendar days, we will dispose of all samples submitted including those put on hold unless you have contacted your Alpha Project Manager and made arrangements for Alpha to continue to hold the samples. Air canisters will be disposed after 3 business days from the date the project is completed.

Please contact Project Management at 800-624-9220 with any questions.

Project Name: Q4 GOWANDA 2022
Project Number: 14263.12

Lab Number: L2267777
Report Date: 12/15/22

Case Narrative (continued)

Report Submission

All non-detect (ND) or estimated concentrations (J-qualified) have been quantitated to the limit noted in the MDL column.

Sample Receipt

L2267777-29: The collection date and time were specified by the client.

Volatile Organics

L2267777-06: The sample was received in the proper acid-preserved containers; however, upon analysis, the pH was determined to be greater than 2, and thus the method required holding time was exceeded.

I, the undersigned, attest under the pains and penalties of perjury that, to the best of my knowledge and belief and based upon my personal inquiry of those responsible for providing the information contained in this analytical report, such information is accurate and complete. This certificate of analysis is not complete unless this page accompanies any and all pages of this report.

Authorized Signature:



Kelly O'Neill

Title: Technical Director/Representative

Date: 12/15/22

ORGANICS

VOLATILES

Project Name: Q4 GOWANDA 2022
Project Number: 14263.12

Lab Number: L2267777
Report Date: 12/15/22

SAMPLE RESULTS

Lab ID: L2267777-01 D
 Client ID: MW-1
 Sample Location: GOWANDA, NY

Date Collected: 12/02/22 07:18
 Date Received: 12/02/22
 Field Prep: Not Specified

Sample Depth:

Matrix: Water
 Analytical Method: 1,8260D
 Analytical Date: 12/09/22 13:11
 Analyst: MJV

Parameter	Result	Qualifier	Units	RL	MDL	Dilution Factor
Volatile Organics by GC/MS - Westborough Lab						
Methylene chloride	ND		ug/l	12	3.5	5
1,1-Dichloroethane	ND		ug/l	12	3.5	5
Chloroform	ND		ug/l	12	3.5	5
Carbon tetrachloride	ND		ug/l	2.5	0.67	5
1,2-Dichloropropane	ND		ug/l	5.0	0.68	5
Dibromochloromethane	ND		ug/l	2.5	0.74	5
1,1,2-Trichloroethane	ND		ug/l	7.5	2.5	5
Tetrachloroethene	ND		ug/l	2.5	0.90	5
Chlorobenzene	ND		ug/l	12	3.5	5
Trichlorofluoromethane	ND		ug/l	12	3.5	5
1,2-Dichloroethane	ND		ug/l	2.5	0.66	5
1,1,1-Trichloroethane	ND		ug/l	12	3.5	5
Bromodichloromethane	ND		ug/l	2.5	0.96	5
trans-1,3-Dichloropropene	ND		ug/l	2.5	0.82	5
cis-1,3-Dichloropropene	ND		ug/l	2.5	0.72	5
Bromoform	ND		ug/l	10	3.2	5
1,1,2,2-Tetrachloroethane	ND		ug/l	2.5	0.84	5
Benzene	ND		ug/l	2.5	0.80	5
Toluene	ND		ug/l	12	3.5	5
Ethylbenzene	ND		ug/l	12	3.5	5
Chloromethane	ND		ug/l	12	3.5	5
Bromomethane	ND		ug/l	12	3.5	5
Vinyl chloride	ND		ug/l	5.0	0.36	5
Chloroethane	ND		ug/l	12	3.5	5
1,1-Dichloroethene	ND		ug/l	2.5	0.84	5
trans-1,2-Dichloroethene	9.6	J	ug/l	12	3.5	5
Trichloroethene	720		ug/l	2.5	0.88	5
1,2-Dichlorobenzene	ND		ug/l	12	3.5	5

Project Name: Q4 GOWANDA 2022
Project Number: 14263.12

Lab Number: L2267777
Report Date: 12/15/22

SAMPLE RESULTS

Lab ID: L2267777-01 D
 Client ID: MW-1
 Sample Location: GOWANDA, NY

Date Collected: 12/02/22 07:18
 Date Received: 12/02/22
 Field Prep: Not Specified

Sample Depth:

Parameter	Result	Qualifier	Units	RL	MDL	Dilution Factor
Volatile Organics by GC/MS - Westborough Lab						
1,3-Dichlorobenzene	ND		ug/l	12	3.5	5
1,4-Dichlorobenzene	ND		ug/l	12	3.5	5
Methyl tert butyl ether	ND		ug/l	12	3.5	5
p/m-Xylene	ND		ug/l	12	3.5	5
o-Xylene	ND		ug/l	12	3.5	5
cis-1,2-Dichloroethene	140		ug/l	12	3.5	5
Styrene	ND		ug/l	12	3.5	5
Dichlorodifluoromethane	ND		ug/l	25	5.0	5
Acetone	ND		ug/l	25	7.3	5
Carbon disulfide	ND		ug/l	25	5.0	5
2-Butanone	ND		ug/l	25	9.7	5
4-Methyl-2-pentanone	ND		ug/l	25	5.0	5
2-Hexanone	ND		ug/l	25	5.0	5
Bromochloromethane	ND		ug/l	12	3.5	5
1,2-Dibromoethane	ND		ug/l	10	3.2	5
1,2-Dibromo-3-chloropropane	ND		ug/l	12	3.5	5
Isopropylbenzene	ND		ug/l	12	3.5	5
1,2,3-Trichlorobenzene	ND		ug/l	12	3.5	5
1,2,4-Trichlorobenzene	ND		ug/l	12	3.5	5
Methyl Acetate	ND		ug/l	10	1.2	5
Cyclohexane	ND		ug/l	50	1.4	5
1,4-Dioxane	ND		ug/l	1200	300	5
Freon-113	ND		ug/l	12	3.5	5
Methyl cyclohexane	ND		ug/l	50	2.0	5

Surrogate	% Recovery	Qualifier	Acceptance Criteria
1,2-Dichloroethane-d4	112		70-130
Toluene-d8	102		70-130
4-Bromofluorobenzene	106		70-130
Dibromofluoromethane	105		70-130

Project Name: Q4 GOWANDA 2022
Project Number: 14263.12

Lab Number: L2267777
Report Date: 12/15/22

SAMPLE RESULTS

Lab ID: L2267777-02
 Client ID: MW-2
 Sample Location: GOWANDA, NY

Date Collected: 12/02/22 07:47
 Date Received: 12/02/22
 Field Prep: Not Specified

Sample Depth:

Matrix: Water
 Analytical Method: 1,8260D
 Analytical Date: 12/09/22 13:31
 Analyst: MJV

Parameter	Result	Qualifier	Units	RL	MDL	Dilution Factor
Volatile Organics by GC/MS - Westborough Lab						
Methylene chloride	ND		ug/l	2.5	0.70	1
1,1-Dichloroethane	ND		ug/l	2.5	0.70	1
Chloroform	ND		ug/l	2.5	0.70	1
Carbon tetrachloride	ND		ug/l	0.50	0.13	1
1,2-Dichloropropane	ND		ug/l	1.0	0.14	1
Dibromochloromethane	ND		ug/l	0.50	0.15	1
1,1,2-Trichloroethane	ND		ug/l	1.5	0.50	1
Tetrachloroethene	ND		ug/l	0.50	0.18	1
Chlorobenzene	ND		ug/l	2.5	0.70	1
Trichlorofluoromethane	ND		ug/l	2.5	0.70	1
1,2-Dichloroethane	ND		ug/l	0.50	0.13	1
1,1,1-Trichloroethane	ND		ug/l	2.5	0.70	1
Bromodichloromethane	ND		ug/l	0.50	0.19	1
trans-1,3-Dichloropropene	ND		ug/l	0.50	0.16	1
cis-1,3-Dichloropropene	ND		ug/l	0.50	0.14	1
Bromoform	ND		ug/l	2.0	0.65	1
1,1,2,2-Tetrachloroethane	ND		ug/l	0.50	0.17	1
Benzene	ND		ug/l	0.50	0.16	1
Toluene	ND		ug/l	2.5	0.70	1
Ethylbenzene	ND		ug/l	2.5	0.70	1
Chloromethane	ND		ug/l	2.5	0.70	1
Bromomethane	ND		ug/l	2.5	0.70	1
Vinyl chloride	ND		ug/l	1.0	0.07	1
Chloroethane	ND		ug/l	2.5	0.70	1
1,1-Dichloroethene	ND		ug/l	0.50	0.17	1
trans-1,2-Dichloroethene	ND		ug/l	2.5	0.70	1
Trichloroethene	0.33	J	ug/l	0.50	0.18	1
1,2-Dichlorobenzene	ND		ug/l	2.5	0.70	1

Project Name: Q4 GOWANDA 2022
Project Number: 14263.12

Lab Number: L2267777
Report Date: 12/15/22

SAMPLE RESULTS

Lab ID: L2267777-02
Client ID: MW-2
Sample Location: GOWANDA, NY

Date Collected: 12/02/22 07:47
Date Received: 12/02/22
Field Prep: Not Specified

Sample Depth:

Parameter	Result	Qualifier	Units	RL	MDL	Dilution Factor
Volatile Organics by GC/MS - Westborough Lab						
1,3-Dichlorobenzene	ND		ug/l	2.5	0.70	1
1,4-Dichlorobenzene	ND		ug/l	2.5	0.70	1
Methyl tert butyl ether	ND		ug/l	2.5	0.70	1
p/m-Xylene	ND		ug/l	2.5	0.70	1
o-Xylene	ND		ug/l	2.5	0.70	1
cis-1,2-Dichloroethene	ND		ug/l	2.5	0.70	1
Styrene	ND		ug/l	2.5	0.70	1
Dichlorodifluoromethane	ND		ug/l	5.0	1.0	1
Acetone	3.5	J	ug/l	5.0	1.5	1
Carbon disulfide	ND		ug/l	5.0	1.0	1
2-Butanone	ND		ug/l	5.0	1.9	1
4-Methyl-2-pentanone	ND		ug/l	5.0	1.0	1
2-Hexanone	ND		ug/l	5.0	1.0	1
Bromochloromethane	ND		ug/l	2.5	0.70	1
1,2-Dibromoethane	ND		ug/l	2.0	0.65	1
1,2-Dibromo-3-chloropropane	ND		ug/l	2.5	0.70	1
Isopropylbenzene	ND		ug/l	2.5	0.70	1
1,2,3-Trichlorobenzene	ND		ug/l	2.5	0.70	1
1,2,4-Trichlorobenzene	ND		ug/l	2.5	0.70	1
Methyl Acetate	ND		ug/l	2.0	0.23	1
Cyclohexane	ND		ug/l	10	0.27	1
1,4-Dioxane	ND		ug/l	250	61.	1
Freon-113	ND		ug/l	2.5	0.70	1
Methyl cyclohexane	ND		ug/l	10	0.40	1

Surrogate	% Recovery	Qualifier	Acceptance Criteria
1,2-Dichloroethane-d4	115		70-130
Toluene-d8	100		70-130
4-Bromofluorobenzene	106		70-130
Dibromofluoromethane	112		70-130

Project Name: Q4 GOWANDA 2022
Project Number: 14263.12

Lab Number: L2267777
Report Date: 12/15/22

SAMPLE RESULTS

Lab ID: L2267777-03
Client ID: MW-3
Sample Location: GOWANDA, NY

Date Collected: 12/02/22 06:52
Date Received: 12/02/22
Field Prep: Not Specified

Sample Depth:

Matrix: Water
Analytical Method: 1,8260D
Analytical Date: 12/09/22 13:51
Analyst: MJV

Parameter	Result	Qualifier	Units	RL	MDL	Dilution Factor
Volatile Organics by GC/MS - Westborough Lab						
Methylene chloride	ND		ug/l	2.5	0.70	1
1,1-Dichloroethane	ND		ug/l	2.5	0.70	1
Chloroform	ND		ug/l	2.5	0.70	1
Carbon tetrachloride	ND		ug/l	0.50	0.13	1
1,2-Dichloropropane	ND		ug/l	1.0	0.14	1
Dibromochloromethane	ND		ug/l	0.50	0.15	1
1,1,2-Trichloroethane	ND		ug/l	1.5	0.50	1
Tetrachloroethene	ND		ug/l	0.50	0.18	1
Chlorobenzene	ND		ug/l	2.5	0.70	1
Trichlorofluoromethane	ND		ug/l	2.5	0.70	1
1,2-Dichloroethane	ND		ug/l	0.50	0.13	1
1,1,1-Trichloroethane	ND		ug/l	2.5	0.70	1
Bromodichloromethane	ND		ug/l	0.50	0.19	1
trans-1,3-Dichloropropene	ND		ug/l	0.50	0.16	1
cis-1,3-Dichloropropene	ND		ug/l	0.50	0.14	1
Bromoform	ND		ug/l	2.0	0.65	1
1,1,2,2-Tetrachloroethane	ND		ug/l	0.50	0.17	1
Benzene	ND		ug/l	0.50	0.16	1
Toluene	ND		ug/l	2.5	0.70	1
Ethylbenzene	ND		ug/l	2.5	0.70	1
Chloromethane	ND		ug/l	2.5	0.70	1
Bromomethane	ND		ug/l	2.5	0.70	1
Vinyl chloride	ND		ug/l	1.0	0.07	1
Chloroethane	ND		ug/l	2.5	0.70	1
1,1-Dichloroethene	ND		ug/l	0.50	0.17	1
trans-1,2-Dichloroethene	ND		ug/l	2.5	0.70	1
Trichloroethene	0.20	J	ug/l	0.50	0.18	1
1,2-Dichlorobenzene	ND		ug/l	2.5	0.70	1

Project Name: Q4 GOWANDA 2022
Project Number: 14263.12

Lab Number: L2267777
Report Date: 12/15/22

SAMPLE RESULTS

Lab ID: L2267777-03
Client ID: MW-3
Sample Location: GOWANDA, NY

Date Collected: 12/02/22 06:52
Date Received: 12/02/22
Field Prep: Not Specified

Sample Depth:

Parameter	Result	Qualifier	Units	RL	MDL	Dilution Factor
Volatile Organics by GC/MS - Westborough Lab						
1,3-Dichlorobenzene	ND		ug/l	2.5	0.70	1
1,4-Dichlorobenzene	ND		ug/l	2.5	0.70	1
Methyl tert butyl ether	ND		ug/l	2.5	0.70	1
p/m-Xylene	ND		ug/l	2.5	0.70	1
o-Xylene	ND		ug/l	2.5	0.70	1
cis-1,2-Dichloroethene	ND		ug/l	2.5	0.70	1
Styrene	ND		ug/l	2.5	0.70	1
Dichlorodifluoromethane	ND		ug/l	5.0	1.0	1
Acetone	2.4	J	ug/l	5.0	1.5	1
Carbon disulfide	ND		ug/l	5.0	1.0	1
2-Butanone	ND		ug/l	5.0	1.9	1
4-Methyl-2-pentanone	ND		ug/l	5.0	1.0	1
2-Hexanone	ND		ug/l	5.0	1.0	1
Bromochloromethane	ND		ug/l	2.5	0.70	1
1,2-Dibromoethane	ND		ug/l	2.0	0.65	1
1,2-Dibromo-3-chloropropane	ND		ug/l	2.5	0.70	1
Isopropylbenzene	ND		ug/l	2.5	0.70	1
1,2,3-Trichlorobenzene	ND		ug/l	2.5	0.70	1
1,2,4-Trichlorobenzene	ND		ug/l	2.5	0.70	1
Methyl Acetate	ND		ug/l	2.0	0.23	1
Cyclohexane	ND		ug/l	10	0.27	1
1,4-Dioxane	ND		ug/l	250	61.	1
Freon-113	ND		ug/l	2.5	0.70	1
Methyl cyclohexane	ND		ug/l	10	0.40	1

Surrogate	% Recovery	Qualifier	Acceptance Criteria
1,2-Dichloroethane-d4	116		70-130
Toluene-d8	99		70-130
4-Bromofluorobenzene	102		70-130
Dibromofluoromethane	113		70-130

Project Name: Q4 GOWANDA 2022
Project Number: 14263.12

Lab Number: L2267777
Report Date: 12/15/22

SAMPLE RESULTS

Lab ID: L2267777-04
Client ID: MW-4
Sample Location: GOWANDA, NY

Date Collected: 12/02/22 08:55
Date Received: 12/02/22
Field Prep: Not Specified

Sample Depth:

Matrix: Water
Analytical Method: 1,8260D
Analytical Date: 12/09/22 14:11
Analyst: MJV

Parameter	Result	Qualifier	Units	RL	MDL	Dilution Factor
Volatile Organics by GC/MS - Westborough Lab						
Methylene chloride	ND		ug/l	2.5	0.70	1
1,1-Dichloroethane	ND		ug/l	2.5	0.70	1
Chloroform	ND		ug/l	2.5	0.70	1
Carbon tetrachloride	ND		ug/l	0.50	0.13	1
1,2-Dichloropropane	ND		ug/l	1.0	0.14	1
Dibromochloromethane	ND		ug/l	0.50	0.15	1
1,1,2-Trichloroethane	ND		ug/l	1.5	0.50	1
Tetrachloroethene	ND		ug/l	0.50	0.18	1
Chlorobenzene	ND		ug/l	2.5	0.70	1
Trichlorofluoromethane	ND		ug/l	2.5	0.70	1
1,2-Dichloroethane	ND		ug/l	0.50	0.13	1
1,1,1-Trichloroethane	ND		ug/l	2.5	0.70	1
Bromodichloromethane	ND		ug/l	0.50	0.19	1
trans-1,3-Dichloropropene	ND		ug/l	0.50	0.16	1
cis-1,3-Dichloropropene	ND		ug/l	0.50	0.14	1
Bromoform	ND		ug/l	2.0	0.65	1
1,1,2,2-Tetrachloroethane	ND		ug/l	0.50	0.17	1
Benzene	ND		ug/l	0.50	0.16	1
Toluene	ND		ug/l	2.5	0.70	1
Ethylbenzene	ND		ug/l	2.5	0.70	1
Chloromethane	ND		ug/l	2.5	0.70	1
Bromomethane	ND		ug/l	2.5	0.70	1
Vinyl chloride	ND		ug/l	1.0	0.07	1
Chloroethane	ND		ug/l	2.5	0.70	1
1,1-Dichloroethene	ND		ug/l	0.50	0.17	1
trans-1,2-Dichloroethene	ND		ug/l	2.5	0.70	1
Trichloroethene	ND		ug/l	0.50	0.18	1
1,2-Dichlorobenzene	ND		ug/l	2.5	0.70	1

Project Name: Q4 GOWANDA 2022
Project Number: 14263.12

Lab Number: L2267777
Report Date: 12/15/22

SAMPLE RESULTS

Lab ID: L2267777-04
Client ID: MW-4
Sample Location: GOWANDA, NY

Date Collected: 12/02/22 08:55
Date Received: 12/02/22
Field Prep: Not Specified

Sample Depth:

Parameter	Result	Qualifier	Units	RL	MDL	Dilution Factor
Volatile Organics by GC/MS - Westborough Lab						
1,3-Dichlorobenzene	ND		ug/l	2.5	0.70	1
1,4-Dichlorobenzene	ND		ug/l	2.5	0.70	1
Methyl tert butyl ether	ND		ug/l	2.5	0.70	1
p/m-Xylene	ND		ug/l	2.5	0.70	1
o-Xylene	ND		ug/l	2.5	0.70	1
cis-1,2-Dichloroethene	ND		ug/l	2.5	0.70	1
Styrene	ND		ug/l	2.5	0.70	1
Dichlorodifluoromethane	ND		ug/l	5.0	1.0	1
Acetone	1.6	J	ug/l	5.0	1.5	1
Carbon disulfide	ND		ug/l	5.0	1.0	1
2-Butanone	ND		ug/l	5.0	1.9	1
4-Methyl-2-pentanone	ND		ug/l	5.0	1.0	1
2-Hexanone	ND		ug/l	5.0	1.0	1
Bromochloromethane	ND		ug/l	2.5	0.70	1
1,2-Dibromoethane	ND		ug/l	2.0	0.65	1
1,2-Dibromo-3-chloropropane	ND		ug/l	2.5	0.70	1
Isopropylbenzene	ND		ug/l	2.5	0.70	1
1,2,3-Trichlorobenzene	ND		ug/l	2.5	0.70	1
1,2,4-Trichlorobenzene	ND		ug/l	2.5	0.70	1
Methyl Acetate	ND		ug/l	2.0	0.23	1
Cyclohexane	ND		ug/l	10	0.27	1
1,4-Dioxane	ND		ug/l	250	61.	1
Freon-113	ND		ug/l	2.5	0.70	1
Methyl cyclohexane	ND		ug/l	10	0.40	1

Surrogate	% Recovery	Qualifier	Acceptance Criteria
1,2-Dichloroethane-d4	119		70-130
Toluene-d8	100		70-130
4-Bromofluorobenzene	106		70-130
Dibromofluoromethane	115		70-130

Project Name: Q4 GOWANDA 2022
Project Number: 14263.12

Lab Number: L2267777
Report Date: 12/15/22

SAMPLE RESULTS

Lab ID: L2267777-05
Client ID: MW-5
Sample Location: GOWANDA, NY

Date Collected: 12/02/22 09:30
Date Received: 12/02/22
Field Prep: Not Specified

Sample Depth:

Matrix: Water
Analytical Method: 1,8260D
Analytical Date: 12/09/22 14:31
Analyst: MJV

Parameter	Result	Qualifier	Units	RL	MDL	Dilution Factor
Volatile Organics by GC/MS - Westborough Lab						
Methylene chloride	ND		ug/l	2.5	0.70	1
1,1-Dichloroethane	ND		ug/l	2.5	0.70	1
Chloroform	ND		ug/l	2.5	0.70	1
Carbon tetrachloride	ND		ug/l	0.50	0.13	1
1,2-Dichloropropane	ND		ug/l	1.0	0.14	1
Dibromochloromethane	ND		ug/l	0.50	0.15	1
1,1,2-Trichloroethane	ND		ug/l	1.5	0.50	1
Tetrachloroethene	ND		ug/l	0.50	0.18	1
Chlorobenzene	ND		ug/l	2.5	0.70	1
Trichlorofluoromethane	ND		ug/l	2.5	0.70	1
1,2-Dichloroethane	ND		ug/l	0.50	0.13	1
1,1,1-Trichloroethane	ND		ug/l	2.5	0.70	1
Bromodichloromethane	ND		ug/l	0.50	0.19	1
trans-1,3-Dichloropropene	ND		ug/l	0.50	0.16	1
cis-1,3-Dichloropropene	ND		ug/l	0.50	0.14	1
Bromoform	ND		ug/l	2.0	0.65	1
1,1,2,2-Tetrachloroethane	ND		ug/l	0.50	0.17	1
Benzene	ND		ug/l	0.50	0.16	1
Toluene	ND		ug/l	2.5	0.70	1
Ethylbenzene	ND		ug/l	2.5	0.70	1
Chloromethane	ND		ug/l	2.5	0.70	1
Bromomethane	ND		ug/l	2.5	0.70	1
Vinyl chloride	ND		ug/l	1.0	0.07	1
Chloroethane	ND		ug/l	2.5	0.70	1
1,1-Dichloroethene	ND		ug/l	0.50	0.17	1
trans-1,2-Dichloroethene	ND		ug/l	2.5	0.70	1
Trichloroethene	0.69		ug/l	0.50	0.18	1
1,2-Dichlorobenzene	ND		ug/l	2.5	0.70	1

Project Name: Q4 GOWANDA 2022
Project Number: 14263.12

Lab Number: L2267777
Report Date: 12/15/22

SAMPLE RESULTS

Lab ID: L2267777-05
Client ID: MW-5
Sample Location: GOWANDA, NY

Date Collected: 12/02/22 09:30
Date Received: 12/02/22
Field Prep: Not Specified

Sample Depth:

Parameter	Result	Qualifier	Units	RL	MDL	Dilution Factor
Volatile Organics by GC/MS - Westborough Lab						
1,3-Dichlorobenzene	ND		ug/l	2.5	0.70	1
1,4-Dichlorobenzene	ND		ug/l	2.5	0.70	1
Methyl tert butyl ether	ND		ug/l	2.5	0.70	1
p/m-Xylene	ND		ug/l	2.5	0.70	1
o-Xylene	ND		ug/l	2.5	0.70	1
cis-1,2-Dichloroethene	ND		ug/l	2.5	0.70	1
Styrene	ND		ug/l	2.5	0.70	1
Dichlorodifluoromethane	ND		ug/l	5.0	1.0	1
Acetone	1.8	J	ug/l	5.0	1.5	1
Carbon disulfide	ND		ug/l	5.0	1.0	1
2-Butanone	ND		ug/l	5.0	1.9	1
4-Methyl-2-pentanone	ND		ug/l	5.0	1.0	1
2-Hexanone	ND		ug/l	5.0	1.0	1
Bromochloromethane	ND		ug/l	2.5	0.70	1
1,2-Dibromoethane	ND		ug/l	2.0	0.65	1
1,2-Dibromo-3-chloropropane	ND		ug/l	2.5	0.70	1
Isopropylbenzene	ND		ug/l	2.5	0.70	1
1,2,3-Trichlorobenzene	ND		ug/l	2.5	0.70	1
1,2,4-Trichlorobenzene	ND		ug/l	2.5	0.70	1
Methyl Acetate	ND		ug/l	2.0	0.23	1
Cyclohexane	ND		ug/l	10	0.27	1
1,4-Dioxane	ND		ug/l	250	61.	1
Freon-113	ND		ug/l	2.5	0.70	1
Methyl cyclohexane	ND		ug/l	10	0.40	1

Surrogate	% Recovery	Qualifier	Acceptance Criteria
1,2-Dichloroethane-d4	118		70-130
Toluene-d8	100		70-130
4-Bromofluorobenzene	106		70-130
Dibromofluoromethane	114		70-130

Project Name: Q4 GOWANDA 2022
Project Number: 14263.12

Lab Number: L2267777
Report Date: 12/15/22

SAMPLE RESULTS

Lab ID: L2267777-06
Client ID: MW-6
Sample Location: GOWANDA, NY

Date Collected: 12/02/22 10:55
Date Received: 12/02/22
Field Prep: Not Specified

Sample Depth:

Matrix: Water
Analytical Method: 1,8260D
Analytical Date: 12/13/22 08:11
Analyst: PID

Parameter	Result	Qualifier	Units	RL	MDL	Dilution Factor
Volatile Organics by GC/MS - Westborough Lab						
Methylene chloride	ND		ug/l	2.5	0.70	1
1,1-Dichloroethane	ND		ug/l	2.5	0.70	1
Chloroform	ND		ug/l	2.5	0.70	1
Carbon tetrachloride	ND		ug/l	0.50	0.13	1
1,2-Dichloropropane	ND		ug/l	1.0	0.14	1
Dibromochloromethane	ND		ug/l	0.50	0.15	1
1,1,2-Trichloroethane	ND		ug/l	1.5	0.50	1
Tetrachloroethene	ND		ug/l	0.50	0.18	1
Chlorobenzene	ND		ug/l	2.5	0.70	1
Trichlorofluoromethane	ND		ug/l	2.5	0.70	1
1,2-Dichloroethane	ND		ug/l	0.50	0.13	1
1,1,1-Trichloroethane	ND		ug/l	2.5	0.70	1
Bromodichloromethane	ND		ug/l	0.50	0.19	1
trans-1,3-Dichloropropene	ND		ug/l	0.50	0.16	1
cis-1,3-Dichloropropene	ND		ug/l	0.50	0.14	1
Bromoform	ND		ug/l	2.0	0.65	1
1,1,2,2-Tetrachloroethane	ND		ug/l	0.50	0.17	1
Benzene	ND		ug/l	0.50	0.16	1
Toluene	ND		ug/l	2.5	0.70	1
Ethylbenzene	ND		ug/l	2.5	0.70	1
Chloromethane	ND		ug/l	2.5	0.70	1
Bromomethane	ND		ug/l	2.5	0.70	1
Vinyl chloride	54		ug/l	1.0	0.07	1
Chloroethane	ND		ug/l	2.5	0.70	1
1,1-Dichloroethene	ND		ug/l	0.50	0.17	1
trans-1,2-Dichloroethene	ND		ug/l	2.5	0.70	1
Trichloroethene	ND		ug/l	0.50	0.18	1
1,2-Dichlorobenzene	ND		ug/l	2.5	0.70	1

Project Name: Q4 GOWANDA 2022
Project Number: 14263.12

Lab Number: L2267777
Report Date: 12/15/22

SAMPLE RESULTS

Lab ID: L2267777-06
Client ID: MW-6
Sample Location: GOWANDA, NY

Date Collected: 12/02/22 10:55
Date Received: 12/02/22
Field Prep: Not Specified

Sample Depth:

Parameter	Result	Qualifier	Units	RL	MDL	Dilution Factor
Volatile Organics by GC/MS - Westborough Lab						
1,3-Dichlorobenzene	ND		ug/l	2.5	0.70	1
1,4-Dichlorobenzene	ND		ug/l	2.5	0.70	1
Methyl tert butyl ether	ND		ug/l	2.5	0.70	1
p/m-Xylene	ND		ug/l	2.5	0.70	1
o-Xylene	ND		ug/l	2.5	0.70	1
cis-1,2-Dichloroethene	46		ug/l	2.5	0.70	1
Styrene	ND		ug/l	2.5	0.70	1
Dichlorodifluoromethane	ND		ug/l	5.0	1.0	1
Acetone	ND		ug/l	5.0	1.5	1
Carbon disulfide	ND		ug/l	5.0	1.0	1
2-Butanone	ND		ug/l	5.0	1.9	1
4-Methyl-2-pentanone	ND		ug/l	5.0	1.0	1
2-Hexanone	ND		ug/l	5.0	1.0	1
Bromochloromethane	ND		ug/l	2.5	0.70	1
1,2-Dibromoethane	ND		ug/l	2.0	0.65	1
1,2-Dibromo-3-chloropropane	ND		ug/l	2.5	0.70	1
Isopropylbenzene	ND		ug/l	2.5	0.70	1
1,2,3-Trichlorobenzene	ND		ug/l	2.5	0.70	1
1,2,4-Trichlorobenzene	ND		ug/l	2.5	0.70	1
Methyl Acetate	ND		ug/l	2.0	0.23	1
Cyclohexane	ND		ug/l	10	0.27	1
1,4-Dioxane	ND		ug/l	250	61.	1
Freon-113	ND		ug/l	2.5	0.70	1
Methyl cyclohexane	ND		ug/l	10	0.40	1

Surrogate	% Recovery	Qualifier	Acceptance Criteria
1,2-Dichloroethane-d4	105		70-130
Toluene-d8	98		70-130
4-Bromofluorobenzene	97		70-130
Dibromofluoromethane	116		70-130

Project Name: Q4 GOWANDA 2022
Project Number: 14263.12

Lab Number: L2267777
Report Date: 12/15/22

SAMPLE RESULTS

Lab ID: L2267777-07
 Client ID: MW-7
 Sample Location: GOWANDA, NY

Date Collected: 12/01/22 15:08
 Date Received: 12/02/22
 Field Prep: Not Specified

Sample Depth:
 Matrix: Water
 Analytical Method: 1,8260D
 Analytical Date: 12/10/22 11:25
 Analyst: MJV

Parameter	Result	Qualifier	Units	RL	MDL	Dilution Factor
Volatile Organics by GC/MS - Westborough Lab						
Methylene chloride	ND		ug/l	2.5	0.70	1
1,1-Dichloroethane	ND		ug/l	2.5	0.70	1
Chloroform	ND		ug/l	2.5	0.70	1
Carbon tetrachloride	ND		ug/l	0.50	0.13	1
1,2-Dichloropropane	ND		ug/l	1.0	0.14	1
Dibromochloromethane	ND		ug/l	0.50	0.15	1
1,1,2-Trichloroethane	ND		ug/l	1.5	0.50	1
Tetrachloroethene	ND		ug/l	0.50	0.18	1
Chlorobenzene	ND		ug/l	2.5	0.70	1
Trichlorofluoromethane	ND		ug/l	2.5	0.70	1
1,2-Dichloroethane	ND		ug/l	0.50	0.13	1
1,1,1-Trichloroethane	ND		ug/l	2.5	0.70	1
Bromodichloromethane	ND		ug/l	0.50	0.19	1
trans-1,3-Dichloropropene	ND		ug/l	0.50	0.16	1
cis-1,3-Dichloropropene	ND		ug/l	0.50	0.14	1
Bromoform	ND		ug/l	2.0	0.65	1
1,1,2,2-Tetrachloroethane	ND		ug/l	0.50	0.17	1
Benzene	ND		ug/l	0.50	0.16	1
Toluene	ND		ug/l	2.5	0.70	1
Ethylbenzene	ND		ug/l	2.5	0.70	1
Chloromethane	ND		ug/l	2.5	0.70	1
Bromomethane	ND		ug/l	2.5	0.70	1
Vinyl chloride	0.45	J	ug/l	1.0	0.07	1
Chloroethane	ND		ug/l	2.5	0.70	1
1,1-Dichloroethene	ND		ug/l	0.50	0.17	1
trans-1,2-Dichloroethene	ND		ug/l	2.5	0.70	1
Trichloroethene	0.42	J	ug/l	0.50	0.18	1
1,2-Dichlorobenzene	ND		ug/l	2.5	0.70	1

Project Name: Q4 GOWANDA 2022
Project Number: 14263.12

Lab Number: L2267777
Report Date: 12/15/22

SAMPLE RESULTS

Lab ID: L2267777-07
Client ID: MW-7
Sample Location: GOWANDA, NY

Date Collected: 12/01/22 15:08
Date Received: 12/02/22
Field Prep: Not Specified

Sample Depth:

Parameter	Result	Qualifier	Units	RL	MDL	Dilution Factor
Volatile Organics by GC/MS - Westborough Lab						
1,3-Dichlorobenzene	ND		ug/l	2.5	0.70	1
1,4-Dichlorobenzene	ND		ug/l	2.5	0.70	1
Methyl tert butyl ether	ND		ug/l	2.5	0.70	1
p/m-Xylene	ND		ug/l	2.5	0.70	1
o-Xylene	ND		ug/l	2.5	0.70	1
cis-1,2-Dichloroethene	23		ug/l	2.5	0.70	1
Styrene	ND		ug/l	2.5	0.70	1
Dichlorodifluoromethane	ND		ug/l	5.0	1.0	1
Acetone	1.6	J	ug/l	5.0	1.5	1
Carbon disulfide	1.1	J	ug/l	5.0	1.0	1
2-Butanone	ND		ug/l	5.0	1.9	1
4-Methyl-2-pentanone	ND		ug/l	5.0	1.0	1
2-Hexanone	ND		ug/l	5.0	1.0	1
Bromochloromethane	ND		ug/l	2.5	0.70	1
1,2-Dibromoethane	ND		ug/l	2.0	0.65	1
1,2-Dibromo-3-chloropropane	ND		ug/l	2.5	0.70	1
Isopropylbenzene	ND		ug/l	2.5	0.70	1
1,2,3-Trichlorobenzene	ND		ug/l	2.5	0.70	1
1,2,4-Trichlorobenzene	ND		ug/l	2.5	0.70	1
Methyl Acetate	ND		ug/l	2.0	0.23	1
Cyclohexane	ND		ug/l	10	0.27	1
1,4-Dioxane	ND		ug/l	250	61.	1
Freon-113	ND		ug/l	2.5	0.70	1
Methyl cyclohexane	ND		ug/l	10	0.40	1

Surrogate	% Recovery	Qualifier	Acceptance Criteria
1,2-Dichloroethane-d4	115		70-130
Toluene-d8	99		70-130
4-Bromofluorobenzene	103		70-130
Dibromofluoromethane	114		70-130

Project Name: Q4 GOWANDA 2022
Project Number: 14263.12

Lab Number: L2267777
Report Date: 12/15/22

SAMPLE RESULTS

Lab ID: L2267777-08
Client ID: MW-8
Sample Location: GOWANDA, NY

Date Collected: 12/02/22 08:35
Date Received: 12/02/22
Field Prep: Not Specified

Sample Depth:

Matrix: Water
Analytical Method: 1,8260D
Analytical Date: 12/10/22 11:45
Analyst: MJV

Parameter	Result	Qualifier	Units	RL	MDL	Dilution Factor
Volatile Organics by GC/MS - Westborough Lab						
Methylene chloride	ND		ug/l	2.5	0.70	1
1,1-Dichloroethane	ND		ug/l	2.5	0.70	1
Chloroform	ND		ug/l	2.5	0.70	1
Carbon tetrachloride	ND		ug/l	0.50	0.13	1
1,2-Dichloropropane	ND		ug/l	1.0	0.14	1
Dibromochloromethane	ND		ug/l	0.50	0.15	1
1,1,2-Trichloroethane	ND		ug/l	1.5	0.50	1
Tetrachloroethene	ND		ug/l	0.50	0.18	1
Chlorobenzene	ND		ug/l	2.5	0.70	1
Trichlorofluoromethane	ND		ug/l	2.5	0.70	1
1,2-Dichloroethane	ND		ug/l	0.50	0.13	1
1,1,1-Trichloroethane	ND		ug/l	2.5	0.70	1
Bromodichloromethane	ND		ug/l	0.50	0.19	1
trans-1,3-Dichloropropene	ND		ug/l	0.50	0.16	1
cis-1,3-Dichloropropene	ND		ug/l	0.50	0.14	1
Bromoform	ND		ug/l	2.0	0.65	1
1,1,2,2-Tetrachloroethane	ND		ug/l	0.50	0.17	1
Benzene	ND		ug/l	0.50	0.16	1
Toluene	ND		ug/l	2.5	0.70	1
Ethylbenzene	ND		ug/l	2.5	0.70	1
Chloromethane	ND		ug/l	2.5	0.70	1
Bromomethane	ND		ug/l	2.5	0.70	1
Vinyl chloride	ND		ug/l	1.0	0.07	1
Chloroethane	ND		ug/l	2.5	0.70	1
1,1-Dichloroethene	ND		ug/l	0.50	0.17	1
trans-1,2-Dichloroethene	ND		ug/l	2.5	0.70	1
Trichloroethene	ND		ug/l	0.50	0.18	1
1,2-Dichlorobenzene	ND		ug/l	2.5	0.70	1

Project Name: Q4 GOWANDA 2022
Project Number: 14263.12

Lab Number: L2267777
Report Date: 12/15/22

SAMPLE RESULTS

Lab ID: L2267777-08
Client ID: MW-8
Sample Location: GOWANDA, NY

Date Collected: 12/02/22 08:35
Date Received: 12/02/22
Field Prep: Not Specified

Sample Depth:

Parameter	Result	Qualifier	Units	RL	MDL	Dilution Factor
Volatile Organics by GC/MS - Westborough Lab						
1,3-Dichlorobenzene	ND		ug/l	2.5	0.70	1
1,4-Dichlorobenzene	ND		ug/l	2.5	0.70	1
Methyl tert butyl ether	ND		ug/l	2.5	0.70	1
p/m-Xylene	ND		ug/l	2.5	0.70	1
o-Xylene	ND		ug/l	2.5	0.70	1
cis-1,2-Dichloroethene	ND		ug/l	2.5	0.70	1
Styrene	ND		ug/l	2.5	0.70	1
Dichlorodifluoromethane	ND		ug/l	5.0	1.0	1
Acetone	ND		ug/l	5.0	1.5	1
Carbon disulfide	ND		ug/l	5.0	1.0	1
2-Butanone	ND		ug/l	5.0	1.9	1
4-Methyl-2-pentanone	ND		ug/l	5.0	1.0	1
2-Hexanone	ND		ug/l	5.0	1.0	1
Bromochloromethane	ND		ug/l	2.5	0.70	1
1,2-Dibromoethane	ND		ug/l	2.0	0.65	1
1,2-Dibromo-3-chloropropane	ND		ug/l	2.5	0.70	1
Isopropylbenzene	ND		ug/l	2.5	0.70	1
1,2,3-Trichlorobenzene	ND		ug/l	2.5	0.70	1
1,2,4-Trichlorobenzene	ND		ug/l	2.5	0.70	1
Methyl Acetate	ND		ug/l	2.0	0.23	1
Cyclohexane	ND		ug/l	10	0.27	1
1,4-Dioxane	ND		ug/l	250	61.	1
Freon-113	ND		ug/l	2.5	0.70	1
Methyl cyclohexane	ND		ug/l	10	0.40	1

Surrogate	% Recovery	Qualifier	Acceptance Criteria
1,2-Dichloroethane-d4	119		70-130
Toluene-d8	100		70-130
4-Bromofluorobenzene	102		70-130
Dibromofluoromethane	117		70-130

Project Name: Q4 GOWANDA 2022
Project Number: 14263.12

Lab Number: L2267777
Report Date: 12/15/22

SAMPLE RESULTS

Lab ID: L2267777-09
 Client ID: MW-9
 Sample Location: GOWANDA, NY

Date Collected: 12/01/22 15:30
 Date Received: 12/02/22
 Field Prep: Not Specified

Sample Depth:

Matrix: Water
 Analytical Method: 1,8260D
 Analytical Date: 12/10/22 12:05
 Analyst: MJV

Parameter	Result	Qualifier	Units	RL	MDL	Dilution Factor
Volatile Organics by GC/MS - Westborough Lab						
Methylene chloride	ND		ug/l	2.5	0.70	1
1,1-Dichloroethane	ND		ug/l	2.5	0.70	1
Chloroform	ND		ug/l	2.5	0.70	1
Carbon tetrachloride	ND		ug/l	0.50	0.13	1
1,2-Dichloropropane	ND		ug/l	1.0	0.14	1
Dibromochloromethane	ND		ug/l	0.50	0.15	1
1,1,2-Trichloroethane	ND		ug/l	1.5	0.50	1
Tetrachloroethene	ND		ug/l	0.50	0.18	1
Chlorobenzene	ND		ug/l	2.5	0.70	1
Trichlorofluoromethane	ND		ug/l	2.5	0.70	1
1,2-Dichloroethane	ND		ug/l	0.50	0.13	1
1,1,1-Trichloroethane	ND		ug/l	2.5	0.70	1
Bromodichloromethane	ND		ug/l	0.50	0.19	1
trans-1,3-Dichloropropene	ND		ug/l	0.50	0.16	1
cis-1,3-Dichloropropene	ND		ug/l	0.50	0.14	1
Bromoform	ND		ug/l	2.0	0.65	1
1,1,2,2-Tetrachloroethane	ND		ug/l	0.50	0.17	1
Benzene	ND		ug/l	0.50	0.16	1
Toluene	ND		ug/l	2.5	0.70	1
Ethylbenzene	ND		ug/l	2.5	0.70	1
Chloromethane	ND		ug/l	2.5	0.70	1
Bromomethane	ND		ug/l	2.5	0.70	1
Vinyl chloride	ND		ug/l	1.0	0.07	1
Chloroethane	ND		ug/l	2.5	0.70	1
1,1-Dichloroethene	ND		ug/l	0.50	0.17	1
trans-1,2-Dichloroethene	ND		ug/l	2.5	0.70	1
Trichloroethene	ND		ug/l	0.50	0.18	1
1,2-Dichlorobenzene	ND		ug/l	2.5	0.70	1

Project Name: Q4 GOWANDA 2022
Project Number: 14263.12

Lab Number: L2267777
Report Date: 12/15/22

SAMPLE RESULTS

Lab ID: L2267777-09
Client ID: MW-9
Sample Location: GOWANDA, NY

Date Collected: 12/01/22 15:30
Date Received: 12/02/22
Field Prep: Not Specified

Sample Depth:

Parameter	Result	Qualifier	Units	RL	MDL	Dilution Factor
Volatile Organics by GC/MS - Westborough Lab						
1,3-Dichlorobenzene	ND		ug/l	2.5	0.70	1
1,4-Dichlorobenzene	ND		ug/l	2.5	0.70	1
Methyl tert butyl ether	ND		ug/l	2.5	0.70	1
p/m-Xylene	ND		ug/l	2.5	0.70	1
o-Xylene	ND		ug/l	2.5	0.70	1
cis-1,2-Dichloroethene	ND		ug/l	2.5	0.70	1
Styrene	ND		ug/l	2.5	0.70	1
Dichlorodifluoromethane	ND		ug/l	5.0	1.0	1
Acetone	ND		ug/l	5.0	1.5	1
Carbon disulfide	ND		ug/l	5.0	1.0	1
2-Butanone	ND		ug/l	5.0	1.9	1
4-Methyl-2-pentanone	ND		ug/l	5.0	1.0	1
2-Hexanone	ND		ug/l	5.0	1.0	1
Bromochloromethane	ND		ug/l	2.5	0.70	1
1,2-Dibromoethane	ND		ug/l	2.0	0.65	1
1,2-Dibromo-3-chloropropane	ND		ug/l	2.5	0.70	1
Isopropylbenzene	ND		ug/l	2.5	0.70	1
1,2,3-Trichlorobenzene	ND		ug/l	2.5	0.70	1
1,2,4-Trichlorobenzene	ND		ug/l	2.5	0.70	1
Methyl Acetate	ND		ug/l	2.0	0.23	1
Cyclohexane	ND		ug/l	10	0.27	1
1,4-Dioxane	ND		ug/l	250	61.	1
Freon-113	ND		ug/l	2.5	0.70	1
Methyl cyclohexane	ND		ug/l	10	0.40	1

Surrogate	% Recovery	Qualifier	Acceptance Criteria
1,2-Dichloroethane-d4	121		70-130
Toluene-d8	97		70-130
4-Bromofluorobenzene	99		70-130
Dibromofluoromethane	118		70-130

Project Name: Q4 GOWANDA 2022
Project Number: 14263.12

Lab Number: L2267777
Report Date: 12/15/22

SAMPLE RESULTS

Lab ID: L2267777-10
Client ID: MW-10
Sample Location: GOWANDA, NY

Date Collected: 12/02/22 08:15
Date Received: 12/02/22
Field Prep: Not Specified

Sample Depth:

Matrix: Water
Analytical Method: 1,8260D
Analytical Date: 12/10/22 12:25
Analyst: MJV

Parameter	Result	Qualifier	Units	RL	MDL	Dilution Factor
Volatile Organics by GC/MS - Westborough Lab						
Methylene chloride	ND		ug/l	2.5	0.70	1
1,1-Dichloroethane	ND		ug/l	2.5	0.70	1
Chloroform	ND		ug/l	2.5	0.70	1
Carbon tetrachloride	ND		ug/l	0.50	0.13	1
1,2-Dichloropropane	ND		ug/l	1.0	0.14	1
Dibromochloromethane	ND		ug/l	0.50	0.15	1
1,1,2-Trichloroethane	ND		ug/l	1.5	0.50	1
Tetrachloroethene	ND		ug/l	0.50	0.18	1
Chlorobenzene	ND		ug/l	2.5	0.70	1
Trichlorofluoromethane	ND		ug/l	2.5	0.70	1
1,2-Dichloroethane	ND		ug/l	0.50	0.13	1
1,1,1-Trichloroethane	ND		ug/l	2.5	0.70	1
Bromodichloromethane	ND		ug/l	0.50	0.19	1
trans-1,3-Dichloropropene	ND		ug/l	0.50	0.16	1
cis-1,3-Dichloropropene	ND		ug/l	0.50	0.14	1
Bromoform	ND		ug/l	2.0	0.65	1
1,1,2,2-Tetrachloroethane	ND		ug/l	0.50	0.17	1
Benzene	ND		ug/l	0.50	0.16	1
Toluene	ND		ug/l	2.5	0.70	1
Ethylbenzene	ND		ug/l	2.5	0.70	1
Chloromethane	ND		ug/l	2.5	0.70	1
Bromomethane	ND		ug/l	2.5	0.70	1
Vinyl chloride	ND		ug/l	1.0	0.07	1
Chloroethane	ND		ug/l	2.5	0.70	1
1,1-Dichloroethene	ND		ug/l	0.50	0.17	1
trans-1,2-Dichloroethene	ND		ug/l	2.5	0.70	1
Trichloroethene	ND		ug/l	0.50	0.18	1
1,2-Dichlorobenzene	ND		ug/l	2.5	0.70	1

Project Name: Q4 GOWANDA 2022
Project Number: 14263.12

Lab Number: L2267777
Report Date: 12/15/22

SAMPLE RESULTS

Lab ID: L2267777-10
Client ID: MW-10
Sample Location: GOWANDA, NY

Date Collected: 12/02/22 08:15
Date Received: 12/02/22
Field Prep: Not Specified

Sample Depth:

Parameter	Result	Qualifier	Units	RL	MDL	Dilution Factor
Volatile Organics by GC/MS - Westborough Lab						
1,3-Dichlorobenzene	ND		ug/l	2.5	0.70	1
1,4-Dichlorobenzene	ND		ug/l	2.5	0.70	1
Methyl tert butyl ether	ND		ug/l	2.5	0.70	1
p/m-Xylene	ND		ug/l	2.5	0.70	1
o-Xylene	ND		ug/l	2.5	0.70	1
cis-1,2-Dichloroethene	ND		ug/l	2.5	0.70	1
Styrene	ND		ug/l	2.5	0.70	1
Dichlorodifluoromethane	ND		ug/l	5.0	1.0	1
Acetone	1.6	J	ug/l	5.0	1.5	1
Carbon disulfide	ND		ug/l	5.0	1.0	1
2-Butanone	ND		ug/l	5.0	1.9	1
4-Methyl-2-pentanone	ND		ug/l	5.0	1.0	1
2-Hexanone	ND		ug/l	5.0	1.0	1
Bromochloromethane	ND		ug/l	2.5	0.70	1
1,2-Dibromoethane	ND		ug/l	2.0	0.65	1
1,2-Dibromo-3-chloropropane	ND		ug/l	2.5	0.70	1
Isopropylbenzene	ND		ug/l	2.5	0.70	1
1,2,3-Trichlorobenzene	ND		ug/l	2.5	0.70	1
1,2,4-Trichlorobenzene	ND		ug/l	2.5	0.70	1
Methyl Acetate	ND		ug/l	2.0	0.23	1
Cyclohexane	ND		ug/l	10	0.27	1
1,4-Dioxane	ND		ug/l	250	61.	1
Freon-113	ND		ug/l	2.5	0.70	1
Methyl cyclohexane	ND		ug/l	10	0.40	1

Surrogate	% Recovery	Qualifier	Acceptance Criteria
1,2-Dichloroethane-d4	121		70-130
Toluene-d8	98		70-130
4-Bromofluorobenzene	103		70-130
Dibromofluoromethane	117		70-130

Project Name: Q4 GOWANDA 2022
Project Number: 14263.12

Lab Number: L2267777
Report Date: 12/15/22

SAMPLE RESULTS

Lab ID: L2267777-11
Client ID: MW-11
Sample Location: GOWANDA, NY

Date Collected: 12/01/22 14:01
Date Received: 12/02/22
Field Prep: Not Specified

Sample Depth:

Matrix: Water
Analytical Method: 1,8260D
Analytical Date: 12/10/22 12:45
Analyst: MJV

Parameter	Result	Qualifier	Units	RL	MDL	Dilution Factor
Volatile Organics by GC/MS - Westborough Lab						
Methylene chloride	ND		ug/l	2.5	0.70	1
1,1-Dichloroethane	ND		ug/l	2.5	0.70	1
Chloroform	ND		ug/l	2.5	0.70	1
Carbon tetrachloride	ND		ug/l	0.50	0.13	1
1,2-Dichloropropane	ND		ug/l	1.0	0.14	1
Dibromochloromethane	ND		ug/l	0.50	0.15	1
1,1,2-Trichloroethane	ND		ug/l	1.5	0.50	1
Tetrachloroethene	ND		ug/l	0.50	0.18	1
Chlorobenzene	ND		ug/l	2.5	0.70	1
Trichlorofluoromethane	ND		ug/l	2.5	0.70	1
1,2-Dichloroethane	ND		ug/l	0.50	0.13	1
1,1,1-Trichloroethane	ND		ug/l	2.5	0.70	1
Bromodichloromethane	ND		ug/l	0.50	0.19	1
trans-1,3-Dichloropropene	ND		ug/l	0.50	0.16	1
cis-1,3-Dichloropropene	ND		ug/l	0.50	0.14	1
Bromoform	ND		ug/l	2.0	0.65	1
1,1,2,2-Tetrachloroethane	ND		ug/l	0.50	0.17	1
Benzene	ND		ug/l	0.50	0.16	1
Toluene	ND		ug/l	2.5	0.70	1
Ethylbenzene	ND		ug/l	2.5	0.70	1
Chloromethane	ND		ug/l	2.5	0.70	1
Bromomethane	ND		ug/l	2.5	0.70	1
Vinyl chloride	7.2		ug/l	1.0	0.07	1
Chloroethane	ND		ug/l	2.5	0.70	1
1,1-Dichloroethene	0.34	J	ug/l	0.50	0.17	1
trans-1,2-Dichloroethene	4.2		ug/l	2.5	0.70	1
Trichloroethene	110		ug/l	0.50	0.18	1
1,2-Dichlorobenzene	ND		ug/l	2.5	0.70	1

Project Name: Q4 GOWANDA 2022
Project Number: 14263.12

Lab Number: L2267777
Report Date: 12/15/22

SAMPLE RESULTS

Lab ID: L2267777-11
Client ID: MW-11
Sample Location: GOWANDA, NY

Date Collected: 12/01/22 14:01
Date Received: 12/02/22
Field Prep: Not Specified

Sample Depth:

Parameter	Result	Qualifier	Units	RL	MDL	Dilution Factor
Volatile Organics by GC/MS - Westborough Lab						
1,3-Dichlorobenzene	ND		ug/l	2.5	0.70	1
1,4-Dichlorobenzene	ND		ug/l	2.5	0.70	1
Methyl tert butyl ether	ND		ug/l	2.5	0.70	1
p/m-Xylene	ND		ug/l	2.5	0.70	1
o-Xylene	ND		ug/l	2.5	0.70	1
cis-1,2-Dichloroethene	170		ug/l	2.5	0.70	1
Styrene	ND		ug/l	2.5	0.70	1
Dichlorodifluoromethane	ND		ug/l	5.0	1.0	1
Acetone	ND		ug/l	5.0	1.5	1
Carbon disulfide	ND		ug/l	5.0	1.0	1
2-Butanone	ND		ug/l	5.0	1.9	1
4-Methyl-2-pentanone	ND		ug/l	5.0	1.0	1
2-Hexanone	ND		ug/l	5.0	1.0	1
Bromochloromethane	ND		ug/l	2.5	0.70	1
1,2-Dibromoethane	ND		ug/l	2.0	0.65	1
1,2-Dibromo-3-chloropropane	ND		ug/l	2.5	0.70	1
Isopropylbenzene	ND		ug/l	2.5	0.70	1
1,2,3-Trichlorobenzene	ND		ug/l	2.5	0.70	1
1,2,4-Trichlorobenzene	ND		ug/l	2.5	0.70	1
Methyl Acetate	ND		ug/l	2.0	0.23	1
Cyclohexane	ND		ug/l	10	0.27	1
1,4-Dioxane	ND		ug/l	250	61.	1
Freon-113	ND		ug/l	2.5	0.70	1
Methyl cyclohexane	ND		ug/l	10	0.40	1

Surrogate	% Recovery	Qualifier	Acceptance Criteria
1,2-Dichloroethane-d4	114		70-130
Toluene-d8	100		70-130
4-Bromofluorobenzene	102		70-130
Dibromofluoromethane	111		70-130

Project Name: Q4 GOWANDA 2022
Project Number: 14263.12

Lab Number: L2267777
Report Date: 12/15/22

SAMPLE RESULTS

Lab ID: L2267777-12
 Client ID: MW-12
 Sample Location: GOWANDA, NY

Date Collected: 12/01/22 13:00
 Date Received: 12/02/22
 Field Prep: Not Specified

Sample Depth:

Matrix: Water
 Analytical Method: 1,8260D
 Analytical Date: 12/10/22 13:05
 Analyst: MJV

Parameter	Result	Qualifier	Units	RL	MDL	Dilution Factor
Volatile Organics by GC/MS - Westborough Lab						
Methylene chloride	ND		ug/l	2.5	0.70	1
1,1-Dichloroethane	ND		ug/l	2.5	0.70	1
Chloroform	ND		ug/l	2.5	0.70	1
Carbon tetrachloride	ND		ug/l	0.50	0.13	1
1,2-Dichloropropane	ND		ug/l	1.0	0.14	1
Dibromochloromethane	ND		ug/l	0.50	0.15	1
1,1,2-Trichloroethane	ND		ug/l	1.5	0.50	1
Tetrachloroethene	ND		ug/l	0.50	0.18	1
Chlorobenzene	ND		ug/l	2.5	0.70	1
Trichlorofluoromethane	ND		ug/l	2.5	0.70	1
1,2-Dichloroethane	ND		ug/l	0.50	0.13	1
1,1,1-Trichloroethane	ND		ug/l	2.5	0.70	1
Bromodichloromethane	ND		ug/l	0.50	0.19	1
trans-1,3-Dichloropropene	ND		ug/l	0.50	0.16	1
cis-1,3-Dichloropropene	ND		ug/l	0.50	0.14	1
Bromoform	ND		ug/l	2.0	0.65	1
1,1,2,2-Tetrachloroethane	ND		ug/l	0.50	0.17	1
Benzene	ND		ug/l	0.50	0.16	1
Toluene	ND		ug/l	2.5	0.70	1
Ethylbenzene	ND		ug/l	2.5	0.70	1
Chloromethane	ND		ug/l	2.5	0.70	1
Bromomethane	ND		ug/l	2.5	0.70	1
Vinyl chloride	0.65	J	ug/l	1.0	0.07	1
Chloroethane	ND		ug/l	2.5	0.70	1
1,1-Dichloroethene	ND		ug/l	0.50	0.17	1
trans-1,2-Dichloroethene	2.0	J	ug/l	2.5	0.70	1
Trichloroethene	30		ug/l	0.50	0.18	1
1,2-Dichlorobenzene	ND		ug/l	2.5	0.70	1

Project Name: Q4 GOWANDA 2022
Project Number: 14263.12

Lab Number: L2267777
Report Date: 12/15/22

SAMPLE RESULTS

Lab ID: L2267777-12
Client ID: MW-12
Sample Location: GOWANDA, NY

Date Collected: 12/01/22 13:00
Date Received: 12/02/22
Field Prep: Not Specified

Sample Depth:

Parameter	Result	Qualifier	Units	RL	MDL	Dilution Factor
Volatile Organics by GC/MS - Westborough Lab						
1,3-Dichlorobenzene	ND		ug/l	2.5	0.70	1
1,4-Dichlorobenzene	ND		ug/l	2.5	0.70	1
Methyl tert butyl ether	ND		ug/l	2.5	0.70	1
p/m-Xylene	ND		ug/l	2.5	0.70	1
o-Xylene	ND		ug/l	2.5	0.70	1
cis-1,2-Dichloroethene	61		ug/l	2.5	0.70	1
Styrene	ND		ug/l	2.5	0.70	1
Dichlorodifluoromethane	ND		ug/l	5.0	1.0	1
Acetone	2.0	J	ug/l	5.0	1.5	1
Carbon disulfide	ND		ug/l	5.0	1.0	1
2-Butanone	ND		ug/l	5.0	1.9	1
4-Methyl-2-pentanone	ND		ug/l	5.0	1.0	1
2-Hexanone	ND		ug/l	5.0	1.0	1
Bromochloromethane	ND		ug/l	2.5	0.70	1
1,2-Dibromoethane	ND		ug/l	2.0	0.65	1
1,2-Dibromo-3-chloropropane	ND		ug/l	2.5	0.70	1
Isopropylbenzene	ND		ug/l	2.5	0.70	1
1,2,3-Trichlorobenzene	ND		ug/l	2.5	0.70	1
1,2,4-Trichlorobenzene	ND		ug/l	2.5	0.70	1
Methyl Acetate	ND		ug/l	2.0	0.23	1
Cyclohexane	ND		ug/l	10	0.27	1
1,4-Dioxane	ND		ug/l	250	61.	1
Freon-113	ND		ug/l	2.5	0.70	1
Methyl cyclohexane	ND		ug/l	10	0.40	1

Surrogate	% Recovery	Qualifier	Acceptance Criteria
1,2-Dichloroethane-d4	121		70-130
Toluene-d8	98		70-130
4-Bromofluorobenzene	101		70-130
Dibromofluoromethane	118		70-130

Project Name: Q4 GOWANDA 2022
Project Number: 14263.12

Lab Number: L2267777
Report Date: 12/15/22

SAMPLE RESULTS

Lab ID: L2267777-13
Client ID: MW-13
Sample Location: GOWANDA, NY

Date Collected: 12/01/22 13:17
Date Received: 12/02/22
Field Prep: Not Specified

Sample Depth:

Matrix: Water
Analytical Method: 1,8260D
Analytical Date: 12/10/22 13:25
Analyst: MJV

Parameter	Result	Qualifier	Units	RL	MDL	Dilution Factor
Volatile Organics by GC/MS - Westborough Lab						
Methylene chloride	ND		ug/l	2.5	0.70	1
1,1-Dichloroethane	ND		ug/l	2.5	0.70	1
Chloroform	ND		ug/l	2.5	0.70	1
Carbon tetrachloride	ND		ug/l	0.50	0.13	1
1,2-Dichloropropane	ND		ug/l	1.0	0.14	1
Dibromochloromethane	ND		ug/l	0.50	0.15	1
1,1,2-Trichloroethane	ND		ug/l	1.5	0.50	1
Tetrachloroethene	ND		ug/l	0.50	0.18	1
Chlorobenzene	ND		ug/l	2.5	0.70	1
Trichlorofluoromethane	ND		ug/l	2.5	0.70	1
1,2-Dichloroethane	ND		ug/l	0.50	0.13	1
1,1,1-Trichloroethane	ND		ug/l	2.5	0.70	1
Bromodichloromethane	ND		ug/l	0.50	0.19	1
trans-1,3-Dichloropropene	ND		ug/l	0.50	0.16	1
cis-1,3-Dichloropropene	ND		ug/l	0.50	0.14	1
Bromoform	ND		ug/l	2.0	0.65	1
1,1,2,2-Tetrachloroethane	ND		ug/l	0.50	0.17	1
Benzene	ND		ug/l	0.50	0.16	1
Toluene	ND		ug/l	2.5	0.70	1
Ethylbenzene	ND		ug/l	2.5	0.70	1
Chloromethane	ND		ug/l	2.5	0.70	1
Bromomethane	ND		ug/l	2.5	0.70	1
Vinyl chloride	ND		ug/l	1.0	0.07	1
Chloroethane	ND		ug/l	2.5	0.70	1
1,1-Dichloroethene	ND		ug/l	0.50	0.17	1
trans-1,2-Dichloroethene	ND		ug/l	2.5	0.70	1
Trichloroethene	1.1		ug/l	0.50	0.18	1
1,2-Dichlorobenzene	ND		ug/l	2.5	0.70	1

Project Name: Q4 GOWANDA 2022
Project Number: 14263.12

Lab Number: L2267777
Report Date: 12/15/22

SAMPLE RESULTS

Lab ID: L2267777-13
Client ID: MW-13
Sample Location: GOWANDA, NY

Date Collected: 12/01/22 13:17
Date Received: 12/02/22
Field Prep: Not Specified

Sample Depth:

Parameter	Result	Qualifier	Units	RL	MDL	Dilution Factor
Volatile Organics by GC/MS - Westborough Lab						
1,3-Dichlorobenzene	ND		ug/l	2.5	0.70	1
1,4-Dichlorobenzene	ND		ug/l	2.5	0.70	1
Methyl tert butyl ether	ND		ug/l	2.5	0.70	1
p/m-Xylene	ND		ug/l	2.5	0.70	1
o-Xylene	ND		ug/l	2.5	0.70	1
cis-1,2-Dichloroethene	0.96	J	ug/l	2.5	0.70	1
Styrene	ND		ug/l	2.5	0.70	1
Dichlorodifluoromethane	ND		ug/l	5.0	1.0	1
Acetone	1.5	J	ug/l	5.0	1.5	1
Carbon disulfide	ND		ug/l	5.0	1.0	1
2-Butanone	ND		ug/l	5.0	1.9	1
4-Methyl-2-pentanone	ND		ug/l	5.0	1.0	1
2-Hexanone	ND		ug/l	5.0	1.0	1
Bromochloromethane	ND		ug/l	2.5	0.70	1
1,2-Dibromoethane	ND		ug/l	2.0	0.65	1
1,2-Dibromo-3-chloropropane	ND		ug/l	2.5	0.70	1
Isopropylbenzene	ND		ug/l	2.5	0.70	1
1,2,3-Trichlorobenzene	ND		ug/l	2.5	0.70	1
1,2,4-Trichlorobenzene	ND		ug/l	2.5	0.70	1
Methyl Acetate	ND		ug/l	2.0	0.23	1
Cyclohexane	ND		ug/l	10	0.27	1
1,4-Dioxane	ND		ug/l	250	61.	1
Freon-113	ND		ug/l	2.5	0.70	1
Methyl cyclohexane	ND		ug/l	10	0.40	1

Surrogate	% Recovery	Qualifier	Acceptance Criteria
1,2-Dichloroethane-d4	120		70-130
Toluene-d8	98		70-130
4-Bromofluorobenzene	102		70-130
Dibromofluoromethane	118		70-130

Project Name: Q4 GOWANDA 2022
Project Number: 14263.12

Lab Number: L2267777
Report Date: 12/15/22

SAMPLE RESULTS

Lab ID: L2267777-14
Client ID: MW-14
Sample Location: GOWANDA, NY

Date Collected: 12/01/22 12:15
Date Received: 12/02/22
Field Prep: Not Specified

Sample Depth:

Matrix: Water
Analytical Method: 1,8260D
Analytical Date: 12/10/22 13:45
Analyst: MJV

Parameter	Result	Qualifier	Units	RL	MDL	Dilution Factor
Volatile Organics by GC/MS - Westborough Lab						
Methylene chloride	ND		ug/l	2.5	0.70	1
1,1-Dichloroethane	ND		ug/l	2.5	0.70	1
Chloroform	ND		ug/l	2.5	0.70	1
Carbon tetrachloride	ND		ug/l	0.50	0.13	1
1,2-Dichloropropane	ND		ug/l	1.0	0.14	1
Dibromochloromethane	ND		ug/l	0.50	0.15	1
1,1,2-Trichloroethane	ND		ug/l	1.5	0.50	1
Tetrachloroethene	ND		ug/l	0.50	0.18	1
Chlorobenzene	ND		ug/l	2.5	0.70	1
Trichlorofluoromethane	ND		ug/l	2.5	0.70	1
1,2-Dichloroethane	ND		ug/l	0.50	0.13	1
1,1,1-Trichloroethane	ND		ug/l	2.5	0.70	1
Bromodichloromethane	ND		ug/l	0.50	0.19	1
trans-1,3-Dichloropropene	ND		ug/l	0.50	0.16	1
cis-1,3-Dichloropropene	ND		ug/l	0.50	0.14	1
Bromoform	ND		ug/l	2.0	0.65	1
1,1,2,2-Tetrachloroethane	ND		ug/l	0.50	0.17	1
Benzene	ND		ug/l	0.50	0.16	1
Toluene	ND		ug/l	2.5	0.70	1
Ethylbenzene	ND		ug/l	2.5	0.70	1
Chloromethane	ND		ug/l	2.5	0.70	1
Bromomethane	ND		ug/l	2.5	0.70	1
Vinyl chloride	1.3		ug/l	1.0	0.07	1
Chloroethane	ND		ug/l	2.5	0.70	1
1,1-Dichloroethene	ND		ug/l	0.50	0.17	1
trans-1,2-Dichloroethene	ND		ug/l	2.5	0.70	1
Trichloroethene	17		ug/l	0.50	0.18	1
1,2-Dichlorobenzene	ND		ug/l	2.5	0.70	1

Project Name: Q4 GOWANDA 2022
Project Number: 14263.12

Lab Number: L2267777
Report Date: 12/15/22

SAMPLE RESULTS

Lab ID: L2267777-14
Client ID: MW-14
Sample Location: GOWANDA, NY

Date Collected: 12/01/22 12:15
Date Received: 12/02/22
Field Prep: Not Specified

Sample Depth:

Parameter	Result	Qualifier	Units	RL	MDL	Dilution Factor
Volatile Organics by GC/MS - Westborough Lab						
1,3-Dichlorobenzene	ND		ug/l	2.5	0.70	1
1,4-Dichlorobenzene	ND		ug/l	2.5	0.70	1
Methyl tert butyl ether	ND		ug/l	2.5	0.70	1
p/m-Xylene	ND		ug/l	2.5	0.70	1
o-Xylene	ND		ug/l	2.5	0.70	1
cis-1,2-Dichloroethene	34		ug/l	2.5	0.70	1
Styrene	ND		ug/l	2.5	0.70	1
Dichlorodifluoromethane	ND		ug/l	5.0	1.0	1
Acetone	1.6	J	ug/l	5.0	1.5	1
Carbon disulfide	ND		ug/l	5.0	1.0	1
2-Butanone	ND		ug/l	5.0	1.9	1
4-Methyl-2-pentanone	ND		ug/l	5.0	1.0	1
2-Hexanone	ND		ug/l	5.0	1.0	1
Bromochloromethane	ND		ug/l	2.5	0.70	1
1,2-Dibromoethane	ND		ug/l	2.0	0.65	1
1,2-Dibromo-3-chloropropane	ND		ug/l	2.5	0.70	1
Isopropylbenzene	ND		ug/l	2.5	0.70	1
1,2,3-Trichlorobenzene	ND		ug/l	2.5	0.70	1
1,2,4-Trichlorobenzene	ND		ug/l	2.5	0.70	1
Methyl Acetate	ND		ug/l	2.0	0.23	1
Cyclohexane	ND		ug/l	10	0.27	1
1,4-Dioxane	ND		ug/l	250	61.	1
Freon-113	ND		ug/l	2.5	0.70	1
Methyl cyclohexane	ND		ug/l	10	0.40	1

Surrogate	% Recovery	Qualifier	Acceptance Criteria
1,2-Dichloroethane-d4	120		70-130
Toluene-d8	99		70-130
4-Bromofluorobenzene	101		70-130
Dibromofluoromethane	117		70-130

Project Name: Q4 GOWANDA 2022
Project Number: 14263.12

Lab Number: L2267777
Report Date: 12/15/22

SAMPLE RESULTS

Lab ID: L2267777-15
 Client ID: MW-15
 Sample Location: GOWANDA, NY

Date Collected: 12/01/22 11:36
 Date Received: 12/02/22
 Field Prep: Not Specified

Sample Depth:

Matrix: Water
 Analytical Method: 1,8260D
 Analytical Date: 12/10/22 14:05
 Analyst: MJV

Parameter	Result	Qualifier	Units	RL	MDL	Dilution Factor
Volatile Organics by GC/MS - Westborough Lab						
Methylene chloride	ND		ug/l	2.5	0.70	1
1,1-Dichloroethane	ND		ug/l	2.5	0.70	1
Chloroform	ND		ug/l	2.5	0.70	1
Carbon tetrachloride	ND		ug/l	0.50	0.13	1
1,2-Dichloropropane	ND		ug/l	1.0	0.14	1
Dibromochloromethane	ND		ug/l	0.50	0.15	1
1,1,2-Trichloroethane	ND		ug/l	1.5	0.50	1
Tetrachloroethene	ND		ug/l	0.50	0.18	1
Chlorobenzene	ND		ug/l	2.5	0.70	1
Trichlorofluoromethane	ND		ug/l	2.5	0.70	1
1,2-Dichloroethane	ND		ug/l	0.50	0.13	1
1,1,1-Trichloroethane	ND		ug/l	2.5	0.70	1
Bromodichloromethane	ND		ug/l	0.50	0.19	1
trans-1,3-Dichloropropene	ND		ug/l	0.50	0.16	1
cis-1,3-Dichloropropene	ND		ug/l	0.50	0.14	1
Bromoform	ND		ug/l	2.0	0.65	1
1,1,2,2-Tetrachloroethane	ND		ug/l	0.50	0.17	1
Benzene	ND		ug/l	0.50	0.16	1
Toluene	ND		ug/l	2.5	0.70	1
Ethylbenzene	ND		ug/l	2.5	0.70	1
Chloromethane	ND		ug/l	2.5	0.70	1
Bromomethane	ND		ug/l	2.5	0.70	1
Vinyl chloride	ND		ug/l	1.0	0.07	1
Chloroethane	ND		ug/l	2.5	0.70	1
1,1-Dichloroethene	ND		ug/l	0.50	0.17	1
trans-1,2-Dichloroethene	ND		ug/l	2.5	0.70	1
Trichloroethene	3.9		ug/l	0.50	0.18	1
1,2-Dichlorobenzene	ND		ug/l	2.5	0.70	1

Project Name: Q4 GOWANDA 2022
Project Number: 14263.12

Lab Number: L2267777
Report Date: 12/15/22

SAMPLE RESULTS

Lab ID: L2267777-15
Client ID: MW-15
Sample Location: GOWANDA, NY

Date Collected: 12/01/22 11:36
Date Received: 12/02/22
Field Prep: Not Specified

Sample Depth:

Parameter	Result	Qualifier	Units	RL	MDL	Dilution Factor
Volatile Organics by GC/MS - Westborough Lab						
1,3-Dichlorobenzene	ND		ug/l	2.5	0.70	1
1,4-Dichlorobenzene	ND		ug/l	2.5	0.70	1
Methyl tert butyl ether	ND		ug/l	2.5	0.70	1
p/m-Xylene	ND		ug/l	2.5	0.70	1
o-Xylene	ND		ug/l	2.5	0.70	1
cis-1,2-Dichloroethene	1.3	J	ug/l	2.5	0.70	1
Styrene	ND		ug/l	2.5	0.70	1
Dichlorodifluoromethane	ND		ug/l	5.0	1.0	1
Acetone	ND		ug/l	5.0	1.5	1
Carbon disulfide	ND		ug/l	5.0	1.0	1
2-Butanone	ND		ug/l	5.0	1.9	1
4-Methyl-2-pentanone	ND		ug/l	5.0	1.0	1
2-Hexanone	ND		ug/l	5.0	1.0	1
Bromochloromethane	ND		ug/l	2.5	0.70	1
1,2-Dibromoethane	ND		ug/l	2.0	0.65	1
1,2-Dibromo-3-chloropropane	ND		ug/l	2.5	0.70	1
Isopropylbenzene	ND		ug/l	2.5	0.70	1
1,2,3-Trichlorobenzene	ND		ug/l	2.5	0.70	1
1,2,4-Trichlorobenzene	ND		ug/l	2.5	0.70	1
Methyl Acetate	ND		ug/l	2.0	0.23	1
Cyclohexane	ND		ug/l	10	0.27	1
1,4-Dioxane	ND		ug/l	250	61.	1
Freon-113	ND		ug/l	2.5	0.70	1
Methyl cyclohexane	ND		ug/l	10	0.40	1

Surrogate	% Recovery	Qualifier	Acceptance Criteria
1,2-Dichloroethane-d4	121		70-130
Toluene-d8	98		70-130
4-Bromofluorobenzene	102		70-130
Dibromofluoromethane	117		70-130

Project Name: Q4 GOWANDA 2022
Project Number: 14263.12

Lab Number: L2267777
Report Date: 12/15/22

SAMPLE RESULTS

Lab ID: L2267777-16
 Client ID: MW-16
 Sample Location: GOWANDA, NY

Date Collected: 12/01/22 14:53
 Date Received: 12/02/22
 Field Prep: Not Specified

Sample Depth:

Matrix: Water
 Analytical Method: 1,8260D
 Analytical Date: 12/10/22 14:25
 Analyst: MJV

Parameter	Result	Qualifier	Units	RL	MDL	Dilution Factor
Volatile Organics by GC/MS - Westborough Lab						
Methylene chloride	ND		ug/l	2.5	0.70	1
1,1-Dichloroethane	ND		ug/l	2.5	0.70	1
Chloroform	ND		ug/l	2.5	0.70	1
Carbon tetrachloride	ND		ug/l	0.50	0.13	1
1,2-Dichloropropane	ND		ug/l	1.0	0.14	1
Dibromochloromethane	ND		ug/l	0.50	0.15	1
1,1,2-Trichloroethane	ND		ug/l	1.5	0.50	1
Tetrachloroethene	ND		ug/l	0.50	0.18	1
Chlorobenzene	ND		ug/l	2.5	0.70	1
Trichlorofluoromethane	ND		ug/l	2.5	0.70	1
1,2-Dichloroethane	ND		ug/l	0.50	0.13	1
1,1,1-Trichloroethane	ND		ug/l	2.5	0.70	1
Bromodichloromethane	ND		ug/l	0.50	0.19	1
trans-1,3-Dichloropropene	ND		ug/l	0.50	0.16	1
cis-1,3-Dichloropropene	ND		ug/l	0.50	0.14	1
Bromoform	ND		ug/l	2.0	0.65	1
1,1,2,2-Tetrachloroethane	ND		ug/l	0.50	0.17	1
Benzene	ND		ug/l	0.50	0.16	1
Toluene	ND		ug/l	2.5	0.70	1
Ethylbenzene	ND		ug/l	2.5	0.70	1
Chloromethane	ND		ug/l	2.5	0.70	1
Bromomethane	ND		ug/l	2.5	0.70	1
Vinyl chloride	0.30	J	ug/l	1.0	0.07	1
Chloroethane	ND		ug/l	2.5	0.70	1
1,1-Dichloroethene	ND		ug/l	0.50	0.17	1
trans-1,2-Dichloroethene	ND		ug/l	2.5	0.70	1
Trichloroethene	0.36	J	ug/l	0.50	0.18	1
1,2-Dichlorobenzene	ND		ug/l	2.5	0.70	1

Project Name: Q4 GOWANDA 2022
Project Number: 14263.12

Lab Number: L2267777
Report Date: 12/15/22

SAMPLE RESULTS

Lab ID: L2267777-16
Client ID: MW-16
Sample Location: GOWANDA, NY

Date Collected: 12/01/22 14:53
Date Received: 12/02/22
Field Prep: Not Specified

Sample Depth:

Parameter	Result	Qualifier	Units	RL	MDL	Dilution Factor
Volatile Organics by GC/MS - Westborough Lab						
1,3-Dichlorobenzene	ND		ug/l	2.5	0.70	1
1,4-Dichlorobenzene	ND		ug/l	2.5	0.70	1
Methyl tert butyl ether	ND		ug/l	2.5	0.70	1
p/m-Xylene	ND		ug/l	2.5	0.70	1
o-Xylene	ND		ug/l	2.5	0.70	1
cis-1,2-Dichloroethene	26		ug/l	2.5	0.70	1
Styrene	ND		ug/l	2.5	0.70	1
Dichlorodifluoromethane	ND		ug/l	5.0	1.0	1
Acetone	ND		ug/l	5.0	1.5	1
Carbon disulfide	ND		ug/l	5.0	1.0	1
2-Butanone	ND		ug/l	5.0	1.9	1
4-Methyl-2-pentanone	ND		ug/l	5.0	1.0	1
2-Hexanone	ND		ug/l	5.0	1.0	1
Bromochloromethane	ND		ug/l	2.5	0.70	1
1,2-Dibromoethane	ND		ug/l	2.0	0.65	1
1,2-Dibromo-3-chloropropane	ND		ug/l	2.5	0.70	1
Isopropylbenzene	ND		ug/l	2.5	0.70	1
1,2,3-Trichlorobenzene	ND		ug/l	2.5	0.70	1
1,2,4-Trichlorobenzene	ND		ug/l	2.5	0.70	1
Methyl Acetate	ND		ug/l	2.0	0.23	1
Cyclohexane	ND		ug/l	10	0.27	1
1,4-Dioxane	ND		ug/l	250	61.	1
Freon-113	ND		ug/l	2.5	0.70	1
Methyl cyclohexane	ND		ug/l	10	0.40	1

Surrogate	% Recovery	Qualifier	Acceptance Criteria
1,2-Dichloroethane-d4	121		70-130
Toluene-d8	99		70-130
4-Bromofluorobenzene	101		70-130
Dibromofluoromethane	119		70-130

Project Name: Q4 GOWANDA 2022
Project Number: 14263.12

Lab Number: L2267777
Report Date: 12/15/22

SAMPLE RESULTS

Lab ID: L2267777-17
Client ID: MW-17
Sample Location: GOWANDA, NY

Date Collected: 12/02/22 10:30
Date Received: 12/02/22
Field Prep: Not Specified

Sample Depth:

Matrix: Water
Analytical Method: 1,8260D
Analytical Date: 12/10/22 14:45
Analyst: MJV

Parameter	Result	Qualifier	Units	RL	MDL	Dilution Factor
Volatile Organics by GC/MS - Westborough Lab						
Methylene chloride	ND		ug/l	2.5	0.70	1
1,1-Dichloroethane	ND		ug/l	2.5	0.70	1
Chloroform	ND		ug/l	2.5	0.70	1
Carbon tetrachloride	ND		ug/l	0.50	0.13	1
1,2-Dichloropropane	ND		ug/l	1.0	0.14	1
Dibromochloromethane	ND		ug/l	0.50	0.15	1
1,1,2-Trichloroethane	ND		ug/l	1.5	0.50	1
Tetrachloroethene	ND		ug/l	0.50	0.18	1
Chlorobenzene	ND		ug/l	2.5	0.70	1
Trichlorofluoromethane	ND		ug/l	2.5	0.70	1
1,2-Dichloroethane	ND		ug/l	0.50	0.13	1
1,1,1-Trichloroethane	ND		ug/l	2.5	0.70	1
Bromodichloromethane	ND		ug/l	0.50	0.19	1
trans-1,3-Dichloropropene	ND		ug/l	0.50	0.16	1
cis-1,3-Dichloropropene	ND		ug/l	0.50	0.14	1
Bromoform	ND		ug/l	2.0	0.65	1
1,1,2,2-Tetrachloroethane	ND		ug/l	0.50	0.17	1
Benzene	ND		ug/l	0.50	0.16	1
Toluene	ND		ug/l	2.5	0.70	1
Ethylbenzene	ND		ug/l	2.5	0.70	1
Chloromethane	ND		ug/l	2.5	0.70	1
Bromomethane	ND		ug/l	2.5	0.70	1
Vinyl chloride	0.72	J	ug/l	1.0	0.07	1
Chloroethane	ND		ug/l	2.5	0.70	1
1,1-Dichloroethene	0.44	J	ug/l	0.50	0.17	1
trans-1,2-Dichloroethene	1.6	J	ug/l	2.5	0.70	1
Trichloroethene	14		ug/l	0.50	0.18	1
1,2-Dichlorobenzene	ND		ug/l	2.5	0.70	1

Project Name: Q4 GOWANDA 2022
Project Number: 14263.12

Lab Number: L2267777
Report Date: 12/15/22

SAMPLE RESULTS

Lab ID: L2267777-17
Client ID: MW-17
Sample Location: GOWANDA, NY

Date Collected: 12/02/22 10:30
Date Received: 12/02/22
Field Prep: Not Specified

Sample Depth:

Parameter	Result	Qualifier	Units	RL	MDL	Dilution Factor
Volatile Organics by GC/MS - Westborough Lab						
1,3-Dichlorobenzene	ND		ug/l	2.5	0.70	1
1,4-Dichlorobenzene	ND		ug/l	2.5	0.70	1
Methyl tert butyl ether	ND		ug/l	2.5	0.70	1
p/m-Xylene	ND		ug/l	2.5	0.70	1
o-Xylene	ND		ug/l	2.5	0.70	1
cis-1,2-Dichloroethene	260	E	ug/l	2.5	0.70	1
Styrene	ND		ug/l	2.5	0.70	1
Dichlorodifluoromethane	ND		ug/l	5.0	1.0	1
Acetone	1.6	J	ug/l	5.0	1.5	1
Carbon disulfide	ND		ug/l	5.0	1.0	1
2-Butanone	ND		ug/l	5.0	1.9	1
4-Methyl-2-pentanone	ND		ug/l	5.0	1.0	1
2-Hexanone	ND		ug/l	5.0	1.0	1
Bromochloromethane	ND		ug/l	2.5	0.70	1
1,2-Dibromoethane	ND		ug/l	2.0	0.65	1
1,2-Dibromo-3-chloropropane	ND		ug/l	2.5	0.70	1
Isopropylbenzene	ND		ug/l	2.5	0.70	1
1,2,3-Trichlorobenzene	ND		ug/l	2.5	0.70	1
1,2,4-Trichlorobenzene	ND		ug/l	2.5	0.70	1
Methyl Acetate	ND		ug/l	2.0	0.23	1
Cyclohexane	ND		ug/l	10	0.27	1
1,4-Dioxane	ND		ug/l	250	61.	1
Freon-113	ND		ug/l	2.5	0.70	1
Methyl cyclohexane	ND		ug/l	10	0.40	1

Surrogate	% Recovery	Qualifier	Acceptance Criteria
1,2-Dichloroethane-d4	118		70-130
Toluene-d8	98		70-130
4-Bromofluorobenzene	102		70-130
Dibromofluoromethane	117		70-130

Project Name: Q4 GOWANDA 2022
Project Number: 14263.12

Lab Number: L2267777
Report Date: 12/15/22

SAMPLE RESULTS

Lab ID: L2267777-17 D
 Client ID: MW-17
 Sample Location: GOWANDA, NY

Date Collected: 12/02/22 10:30
 Date Received: 12/02/22
 Field Prep: Not Specified

Sample Depth:

Matrix: Water
 Analytical Method: 1,8260D
 Analytical Date: 12/13/22 13:12
 Analyst: LAC

Parameter	Result	Qualifier	Units	RL	MDL	Dilution Factor
-----------	--------	-----------	-------	----	-----	-----------------

Volatile Organics by GC/MS - Westborough Lab						
cis-1,2-Dichloroethene	210		ug/l	12	3.5	5

Surrogate	% Recovery	Qualifier	Acceptance Criteria
1,2-Dichloroethane-d4	113		70-130
Toluene-d8	99		70-130
4-Bromofluorobenzene	101		70-130
Dibromofluoromethane	110		70-130

Project Name: Q4 GOWANDA 2022
Project Number: 14263.12

Lab Number: L2267777
Report Date: 12/15/22

SAMPLE RESULTS

Lab ID: L2267777-18
Client ID: MW-18
Sample Location: GOWANDA, NY

Date Collected: 12/02/22 12:15
Date Received: 12/02/22
Field Prep: Not Specified

Sample Depth:

Matrix: Water
Analytical Method: 1,8260D
Analytical Date: 12/10/22 15:05
Analyst: MJV

Parameter	Result	Qualifier	Units	RL	MDL	Dilution Factor
Volatile Organics by GC/MS - Westborough Lab						
Methylene chloride	ND		ug/l	2.5	0.70	1
1,1-Dichloroethane	ND		ug/l	2.5	0.70	1
Chloroform	ND		ug/l	2.5	0.70	1
Carbon tetrachloride	ND		ug/l	0.50	0.13	1
1,2-Dichloropropane	ND		ug/l	1.0	0.14	1
Dibromochloromethane	ND		ug/l	0.50	0.15	1
1,1,2-Trichloroethane	ND		ug/l	1.5	0.50	1
Tetrachloroethene	ND		ug/l	0.50	0.18	1
Chlorobenzene	ND		ug/l	2.5	0.70	1
Trichlorofluoromethane	ND		ug/l	2.5	0.70	1
1,2-Dichloroethane	ND		ug/l	0.50	0.13	1
1,1,1-Trichloroethane	ND		ug/l	2.5	0.70	1
Bromodichloromethane	ND		ug/l	0.50	0.19	1
trans-1,3-Dichloropropene	ND		ug/l	0.50	0.16	1
cis-1,3-Dichloropropene	ND		ug/l	0.50	0.14	1
Bromoform	ND		ug/l	2.0	0.65	1
1,1,2,2-Tetrachloroethane	ND		ug/l	0.50	0.17	1
Benzene	ND		ug/l	0.50	0.16	1
Toluene	ND		ug/l	2.5	0.70	1
Ethylbenzene	ND		ug/l	2.5	0.70	1
Chloromethane	ND		ug/l	2.5	0.70	1
Bromomethane	ND		ug/l	2.5	0.70	1
Vinyl chloride	0.09	J	ug/l	1.0	0.07	1
Chloroethane	ND		ug/l	2.5	0.70	1
1,1-Dichloroethene	ND		ug/l	0.50	0.17	1
trans-1,2-Dichloroethene	ND		ug/l	2.5	0.70	1
Trichloroethene	0.75		ug/l	0.50	0.18	1
1,2-Dichlorobenzene	ND		ug/l	2.5	0.70	1

Project Name: Q4 GOWANDA 2022
Project Number: 14263.12

Lab Number: L2267777
Report Date: 12/15/22

SAMPLE RESULTS

Lab ID: L2267777-18
Client ID: MW-18
Sample Location: GOWANDA, NY

Date Collected: 12/02/22 12:15
Date Received: 12/02/22
Field Prep: Not Specified

Sample Depth:

Parameter	Result	Qualifier	Units	RL	MDL	Dilution Factor
Volatile Organics by GC/MS - Westborough Lab						
1,3-Dichlorobenzene	ND		ug/l	2.5	0.70	1
1,4-Dichlorobenzene	ND		ug/l	2.5	0.70	1
Methyl tert butyl ether	ND		ug/l	2.5	0.70	1
p/m-Xylene	ND		ug/l	2.5	0.70	1
o-Xylene	ND		ug/l	2.5	0.70	1
cis-1,2-Dichloroethene	5.1		ug/l	2.5	0.70	1
Styrene	ND		ug/l	2.5	0.70	1
Dichlorodifluoromethane	ND		ug/l	5.0	1.0	1
Acetone	ND		ug/l	5.0	1.5	1
Carbon disulfide	ND		ug/l	5.0	1.0	1
2-Butanone	ND		ug/l	5.0	1.9	1
4-Methyl-2-pentanone	ND		ug/l	5.0	1.0	1
2-Hexanone	ND		ug/l	5.0	1.0	1
Bromochloromethane	ND		ug/l	2.5	0.70	1
1,2-Dibromoethane	ND		ug/l	2.0	0.65	1
1,2-Dibromo-3-chloropropane	ND		ug/l	2.5	0.70	1
Isopropylbenzene	ND		ug/l	2.5	0.70	1
1,2,3-Trichlorobenzene	ND		ug/l	2.5	0.70	1
1,2,4-Trichlorobenzene	ND		ug/l	2.5	0.70	1
Methyl Acetate	ND		ug/l	2.0	0.23	1
Cyclohexane	ND		ug/l	10	0.27	1
1,4-Dioxane	ND		ug/l	250	61.	1
Freon-113	ND		ug/l	2.5	0.70	1
Methyl cyclohexane	ND		ug/l	10	0.40	1

Surrogate	% Recovery	Qualifier	Acceptance Criteria
1,2-Dichloroethane-d4	121		70-130
Toluene-d8	97		70-130
4-Bromofluorobenzene	101		70-130
Dibromofluoromethane	118		70-130

Project Name: Q4 GOWANDA 2022
Project Number: 14263.12

Lab Number: L2267777
Report Date: 12/15/22

SAMPLE RESULTS

Lab ID: L2267777-19
 Client ID: MW-19R
 Sample Location: GOWANDA, NY

Date Collected: 12/02/22 11:40
 Date Received: 12/02/22
 Field Prep: Not Specified

Sample Depth:

Matrix: Water
 Analytical Method: 1,8260D
 Analytical Date: 12/10/22 15:25
 Analyst: MJV

Parameter	Result	Qualifier	Units	RL	MDL	Dilution Factor
Volatile Organics by GC/MS - Westborough Lab						
Methylene chloride	ND		ug/l	2.5	0.70	1
1,1-Dichloroethane	ND		ug/l	2.5	0.70	1
Chloroform	ND		ug/l	2.5	0.70	1
Carbon tetrachloride	ND		ug/l	0.50	0.13	1
1,2-Dichloropropane	ND		ug/l	1.0	0.14	1
Dibromochloromethane	ND		ug/l	0.50	0.15	1
1,1,2-Trichloroethane	ND		ug/l	1.5	0.50	1
Tetrachloroethene	ND		ug/l	0.50	0.18	1
Chlorobenzene	ND		ug/l	2.5	0.70	1
Trichlorofluoromethane	ND		ug/l	2.5	0.70	1
1,2-Dichloroethane	ND		ug/l	0.50	0.13	1
1,1,1-Trichloroethane	ND		ug/l	2.5	0.70	1
Bromodichloromethane	ND		ug/l	0.50	0.19	1
trans-1,3-Dichloropropene	ND		ug/l	0.50	0.16	1
cis-1,3-Dichloropropene	ND		ug/l	0.50	0.14	1
Bromoform	ND		ug/l	2.0	0.65	1
1,1,2,2-Tetrachloroethane	ND		ug/l	0.50	0.17	1
Benzene	ND		ug/l	0.50	0.16	1
Toluene	ND		ug/l	2.5	0.70	1
Ethylbenzene	ND		ug/l	2.5	0.70	1
Chloromethane	ND		ug/l	2.5	0.70	1
Bromomethane	ND		ug/l	2.5	0.70	1
Vinyl chloride	ND		ug/l	1.0	0.07	1
Chloroethane	ND		ug/l	2.5	0.70	1
1,1-Dichloroethene	ND		ug/l	0.50	0.17	1
trans-1,2-Dichloroethene	ND		ug/l	2.5	0.70	1
Trichloroethene	ND		ug/l	0.50	0.18	1
1,2-Dichlorobenzene	ND		ug/l	2.5	0.70	1

Project Name: Q4 GOWANDA 2022
Project Number: 14263.12

Lab Number: L2267777
Report Date: 12/15/22

SAMPLE RESULTS

Lab ID: L2267777-19
Client ID: MW-19R
Sample Location: GOWANDA, NY

Date Collected: 12/02/22 11:40
Date Received: 12/02/22
Field Prep: Not Specified

Sample Depth:

Parameter	Result	Qualifier	Units	RL	MDL	Dilution Factor
Volatile Organics by GC/MS - Westborough Lab						
1,3-Dichlorobenzene	ND		ug/l	2.5	0.70	1
1,4-Dichlorobenzene	ND		ug/l	2.5	0.70	1
Methyl tert butyl ether	ND		ug/l	2.5	0.70	1
p/m-Xylene	ND		ug/l	2.5	0.70	1
o-Xylene	ND		ug/l	2.5	0.70	1
cis-1,2-Dichloroethene	ND		ug/l	2.5	0.70	1
Styrene	ND		ug/l	2.5	0.70	1
Dichlorodifluoromethane	ND		ug/l	5.0	1.0	1
Acetone	3.3	J	ug/l	5.0	1.5	1
Carbon disulfide	ND		ug/l	5.0	1.0	1
2-Butanone	ND		ug/l	5.0	1.9	1
4-Methyl-2-pentanone	ND		ug/l	5.0	1.0	1
2-Hexanone	ND		ug/l	5.0	1.0	1
Bromochloromethane	ND		ug/l	2.5	0.70	1
1,2-Dibromoethane	ND		ug/l	2.0	0.65	1
1,2-Dibromo-3-chloropropane	ND		ug/l	2.5	0.70	1
Isopropylbenzene	ND		ug/l	2.5	0.70	1
1,2,3-Trichlorobenzene	ND		ug/l	2.5	0.70	1
1,2,4-Trichlorobenzene	ND		ug/l	2.5	0.70	1
Methyl Acetate	ND		ug/l	2.0	0.23	1
Cyclohexane	ND		ug/l	10	0.27	1
1,4-Dioxane	ND		ug/l	250	61.	1
Freon-113	ND		ug/l	2.5	0.70	1
Methyl cyclohexane	ND		ug/l	10	0.40	1

Surrogate	% Recovery	Qualifier	Acceptance Criteria
1,2-Dichloroethane-d4	121		70-130
Toluene-d8	99		70-130
4-Bromofluorobenzene	103		70-130
Dibromofluoromethane	117		70-130

Project Name: Q4 GOWANDA 2022
Project Number: 14263.12

Lab Number: L2267777
Report Date: 12/15/22

SAMPLE RESULTS

Lab ID: L2267777-20
Client ID: MW-20
Sample Location: GOWANDA, NY

Date Collected: 12/02/22 09:15
Date Received: 12/02/22
Field Prep: Not Specified

Sample Depth:

Matrix: Water
Analytical Method: 1,8260D
Analytical Date: 12/10/22 15:46
Analyst: MJV

Parameter	Result	Qualifier	Units	RL	MDL	Dilution Factor
Volatile Organics by GC/MS - Westborough Lab						
Methylene chloride	ND		ug/l	2.5	0.70	1
1,1-Dichloroethane	ND		ug/l	2.5	0.70	1
Chloroform	ND		ug/l	2.5	0.70	1
Carbon tetrachloride	ND		ug/l	0.50	0.13	1
1,2-Dichloropropane	ND		ug/l	1.0	0.14	1
Dibromochloromethane	ND		ug/l	0.50	0.15	1
1,1,2-Trichloroethane	ND		ug/l	1.5	0.50	1
Tetrachloroethene	ND		ug/l	0.50	0.18	1
Chlorobenzene	ND		ug/l	2.5	0.70	1
Trichlorofluoromethane	ND		ug/l	2.5	0.70	1
1,2-Dichloroethane	ND		ug/l	0.50	0.13	1
1,1,1-Trichloroethane	ND		ug/l	2.5	0.70	1
Bromodichloromethane	ND		ug/l	0.50	0.19	1
trans-1,3-Dichloropropene	ND		ug/l	0.50	0.16	1
cis-1,3-Dichloropropene	ND		ug/l	0.50	0.14	1
Bromoform	ND		ug/l	2.0	0.65	1
1,1,2,2-Tetrachloroethane	ND		ug/l	0.50	0.17	1
Benzene	ND		ug/l	0.50	0.16	1
Toluene	ND		ug/l	2.5	0.70	1
Ethylbenzene	ND		ug/l	2.5	0.70	1
Chloromethane	ND		ug/l	2.5	0.70	1
Bromomethane	ND		ug/l	2.5	0.70	1
Vinyl chloride	ND		ug/l	1.0	0.07	1
Chloroethane	ND		ug/l	2.5	0.70	1
1,1-Dichloroethene	ND		ug/l	0.50	0.17	1
trans-1,2-Dichloroethene	ND		ug/l	2.5	0.70	1
Trichloroethene	ND		ug/l	0.50	0.18	1
1,2-Dichlorobenzene	ND		ug/l	2.5	0.70	1

Project Name: Q4 GOWANDA 2022
Project Number: 14263.12

Lab Number: L2267777
Report Date: 12/15/22

SAMPLE RESULTS

Lab ID: L2267777-20
Client ID: MW-20
Sample Location: GOWANDA, NY

Date Collected: 12/02/22 09:15
Date Received: 12/02/22
Field Prep: Not Specified

Sample Depth:

Parameter	Result	Qualifier	Units	RL	MDL	Dilution Factor
Volatile Organics by GC/MS - Westborough Lab						
1,3-Dichlorobenzene	ND		ug/l	2.5	0.70	1
1,4-Dichlorobenzene	ND		ug/l	2.5	0.70	1
Methyl tert butyl ether	ND		ug/l	2.5	0.70	1
p/m-Xylene	ND		ug/l	2.5	0.70	1
o-Xylene	ND		ug/l	2.5	0.70	1
cis-1,2-Dichloroethene	ND		ug/l	2.5	0.70	1
Styrene	ND		ug/l	2.5	0.70	1
Dichlorodifluoromethane	ND		ug/l	5.0	1.0	1
Acetone	1.6	J	ug/l	5.0	1.5	1
Carbon disulfide	ND		ug/l	5.0	1.0	1
2-Butanone	ND		ug/l	5.0	1.9	1
4-Methyl-2-pentanone	ND		ug/l	5.0	1.0	1
2-Hexanone	ND		ug/l	5.0	1.0	1
Bromochloromethane	ND		ug/l	2.5	0.70	1
1,2-Dibromoethane	ND		ug/l	2.0	0.65	1
1,2-Dibromo-3-chloropropane	ND		ug/l	2.5	0.70	1
Isopropylbenzene	ND		ug/l	2.5	0.70	1
1,2,3-Trichlorobenzene	ND		ug/l	2.5	0.70	1
1,2,4-Trichlorobenzene	ND		ug/l	2.5	0.70	1
Methyl Acetate	ND		ug/l	2.0	0.23	1
Cyclohexane	ND		ug/l	10	0.27	1
1,4-Dioxane	ND		ug/l	250	61.	1
Freon-113	ND		ug/l	2.5	0.70	1
Methyl cyclohexane	ND		ug/l	10	0.40	1

Surrogate	% Recovery	Qualifier	Acceptance Criteria
1,2-Dichloroethane-d4	121		70-130
Toluene-d8	99		70-130
4-Bromofluorobenzene	102		70-130
Dibromofluoromethane	119		70-130

Project Name: Q4 GOWANDA 2022
Project Number: 14263.12

Lab Number: L2267777
Report Date: 12/15/22

SAMPLE RESULTS

Lab ID: L2267777-21
Client ID: MW-21
Sample Location: GOWANDA, NY

Date Collected: 12/02/22 12:40
Date Received: 12/02/22
Field Prep: Not Specified

Sample Depth:

Matrix: Water
Analytical Method: 1,8260D
Analytical Date: 12/10/22 16:06
Analyst: MJV

Parameter	Result	Qualifier	Units	RL	MDL	Dilution Factor
Volatile Organics by GC/MS - Westborough Lab						
Methylene chloride	ND		ug/l	2.5	0.70	1
1,1-Dichloroethane	ND		ug/l	2.5	0.70	1
Chloroform	ND		ug/l	2.5	0.70	1
Carbon tetrachloride	ND		ug/l	0.50	0.13	1
1,2-Dichloropropane	ND		ug/l	1.0	0.14	1
Dibromochloromethane	ND		ug/l	0.50	0.15	1
1,1,2-Trichloroethane	ND		ug/l	1.5	0.50	1
Tetrachloroethene	ND		ug/l	0.50	0.18	1
Chlorobenzene	ND		ug/l	2.5	0.70	1
Trichlorofluoromethane	ND		ug/l	2.5	0.70	1
1,2-Dichloroethane	ND		ug/l	0.50	0.13	1
1,1,1-Trichloroethane	ND		ug/l	2.5	0.70	1
Bromodichloromethane	ND		ug/l	0.50	0.19	1
trans-1,3-Dichloropropene	ND		ug/l	0.50	0.16	1
cis-1,3-Dichloropropene	ND		ug/l	0.50	0.14	1
Bromoform	ND		ug/l	2.0	0.65	1
1,1,2,2-Tetrachloroethane	ND		ug/l	0.50	0.17	1
Benzene	ND		ug/l	0.50	0.16	1
Toluene	ND		ug/l	2.5	0.70	1
Ethylbenzene	ND		ug/l	2.5	0.70	1
Chloromethane	ND		ug/l	2.5	0.70	1
Bromomethane	ND		ug/l	2.5	0.70	1
Vinyl chloride	0.35	J	ug/l	1.0	0.07	1
Chloroethane	ND		ug/l	2.5	0.70	1
1,1-Dichloroethene	ND		ug/l	0.50	0.17	1
trans-1,2-Dichloroethene	ND		ug/l	2.5	0.70	1
Trichloroethene	2.0		ug/l	0.50	0.18	1
1,2-Dichlorobenzene	ND		ug/l	2.5	0.70	1

Project Name: Q4 GOWANDA 2022
Project Number: 14263.12

Lab Number: L2267777
Report Date: 12/15/22

SAMPLE RESULTS

Lab ID: L2267777-21
Client ID: MW-21
Sample Location: GOWANDA, NY

Date Collected: 12/02/22 12:40
Date Received: 12/02/22
Field Prep: Not Specified

Sample Depth:

Parameter	Result	Qualifier	Units	RL	MDL	Dilution Factor
Volatile Organics by GC/MS - Westborough Lab						
1,3-Dichlorobenzene	ND		ug/l	2.5	0.70	1
1,4-Dichlorobenzene	ND		ug/l	2.5	0.70	1
Methyl tert butyl ether	ND		ug/l	2.5	0.70	1
p/m-Xylene	ND		ug/l	2.5	0.70	1
o-Xylene	ND		ug/l	2.5	0.70	1
cis-1,2-Dichloroethene	14		ug/l	2.5	0.70	1
Styrene	ND		ug/l	2.5	0.70	1
Dichlorodifluoromethane	ND		ug/l	5.0	1.0	1
Acetone	1.7	J	ug/l	5.0	1.5	1
Carbon disulfide	ND		ug/l	5.0	1.0	1
2-Butanone	ND		ug/l	5.0	1.9	1
4-Methyl-2-pentanone	ND		ug/l	5.0	1.0	1
2-Hexanone	ND		ug/l	5.0	1.0	1
Bromochloromethane	ND		ug/l	2.5	0.70	1
1,2-Dibromoethane	ND		ug/l	2.0	0.65	1
1,2-Dibromo-3-chloropropane	ND		ug/l	2.5	0.70	1
Isopropylbenzene	ND		ug/l	2.5	0.70	1
1,2,3-Trichlorobenzene	ND		ug/l	2.5	0.70	1
1,2,4-Trichlorobenzene	ND		ug/l	2.5	0.70	1
Methyl Acetate	ND		ug/l	2.0	0.23	1
Cyclohexane	ND		ug/l	10	0.27	1
1,4-Dioxane	ND		ug/l	250	61.	1
Freon-113	ND		ug/l	2.5	0.70	1
Methyl cyclohexane	ND		ug/l	10	0.40	1

Surrogate	% Recovery	Qualifier	Acceptance Criteria
1,2-Dichloroethane-d4	123		70-130
Toluene-d8	97		70-130
4-Bromofluorobenzene	102		70-130
Dibromofluoromethane	121		70-130

Project Name: Q4 GOWANDA 2022
Project Number: 14263.12

Lab Number: L2267777
Report Date: 12/15/22

SAMPLE RESULTS

Lab ID: L2267777-22 D
 Client ID: DR-1
 Sample Location: GOWANDA, NY

Date Collected: 12/01/22 13:49
 Date Received: 12/02/22
 Field Prep: Not Specified

Sample Depth:

Matrix: Water
 Analytical Method: 1,8260D
 Analytical Date: 12/10/22 16:26
 Analyst: MJV

Parameter	Result	Qualifier	Units	RL	MDL	Dilution Factor
Volatile Organics by GC/MS - Westborough Lab						
Methylene chloride	ND		ug/l	12	3.5	5
1,1-Dichloroethane	ND		ug/l	12	3.5	5
Chloroform	ND		ug/l	12	3.5	5
Carbon tetrachloride	ND		ug/l	2.5	0.67	5
1,2-Dichloropropane	ND		ug/l	5.0	0.68	5
Dibromochloromethane	ND		ug/l	2.5	0.74	5
1,1,2-Trichloroethane	ND		ug/l	7.5	2.5	5
Tetrachloroethene	ND		ug/l	2.5	0.90	5
Chlorobenzene	ND		ug/l	12	3.5	5
Trichlorofluoromethane	ND		ug/l	12	3.5	5
1,2-Dichloroethane	ND		ug/l	2.5	0.66	5
1,1,1-Trichloroethane	ND		ug/l	12	3.5	5
Bromodichloromethane	ND		ug/l	2.5	0.96	5
trans-1,3-Dichloropropene	ND		ug/l	2.5	0.82	5
cis-1,3-Dichloropropene	ND		ug/l	2.5	0.72	5
Bromoform	ND		ug/l	10	3.2	5
1,1,2,2-Tetrachloroethane	ND		ug/l	2.5	0.84	5
Benzene	ND		ug/l	2.5	0.80	5
Toluene	ND		ug/l	12	3.5	5
Ethylbenzene	ND		ug/l	12	3.5	5
Chloromethane	ND		ug/l	12	3.5	5
Bromomethane	ND		ug/l	12	3.5	5
Vinyl chloride	11		ug/l	5.0	0.36	5
Chloroethane	ND		ug/l	12	3.5	5
1,1-Dichloroethene	ND		ug/l	2.5	0.84	5
trans-1,2-Dichloroethene	9.4	J	ug/l	12	3.5	5
Trichloroethene	770		ug/l	2.5	0.88	5
1,2-Dichlorobenzene	ND		ug/l	12	3.5	5

Project Name: Q4 GOWANDA 2022
Project Number: 14263.12

Lab Number: L2267777
Report Date: 12/15/22

SAMPLE RESULTS

Lab ID: L2267777-22 D
 Client ID: DR-1
 Sample Location: GOWANDA, NY

Date Collected: 12/01/22 13:49
 Date Received: 12/02/22
 Field Prep: Not Specified

Sample Depth:

Parameter	Result	Qualifier	Units	RL	MDL	Dilution Factor
Volatile Organics by GC/MS - Westborough Lab						
1,3-Dichlorobenzene	ND		ug/l	12	3.5	5
1,4-Dichlorobenzene	ND		ug/l	12	3.5	5
Methyl tert butyl ether	ND		ug/l	12	3.5	5
p/m-Xylene	ND		ug/l	12	3.5	5
o-Xylene	ND		ug/l	12	3.5	5
cis-1,2-Dichloroethene	150		ug/l	12	3.5	5
Styrene	ND		ug/l	12	3.5	5
Dichlorodifluoromethane	ND		ug/l	25	5.0	5
Acetone	ND		ug/l	25	7.3	5
Carbon disulfide	ND		ug/l	25	5.0	5
2-Butanone	ND		ug/l	25	9.7	5
4-Methyl-2-pentanone	ND		ug/l	25	5.0	5
2-Hexanone	ND		ug/l	25	5.0	5
Bromochloromethane	ND		ug/l	12	3.5	5
1,2-Dibromoethane	ND		ug/l	10	3.2	5
1,2-Dibromo-3-chloropropane	ND		ug/l	12	3.5	5
Isopropylbenzene	ND		ug/l	12	3.5	5
1,2,3-Trichlorobenzene	ND		ug/l	12	3.5	5
1,2,4-Trichlorobenzene	ND		ug/l	12	3.5	5
Methyl Acetate	ND		ug/l	10	1.2	5
Cyclohexane	ND		ug/l	50	1.4	5
1,4-Dioxane	ND		ug/l	1200	300	5
Freon-113	ND		ug/l	12	3.5	5
Methyl cyclohexane	ND		ug/l	50	2.0	5

Surrogate	% Recovery	Qualifier	Acceptance Criteria
1,2-Dichloroethane-d4	119		70-130
Toluene-d8	100		70-130
4-Bromofluorobenzene	103		70-130
Dibromofluoromethane	113		70-130

Project Name: Q4 GOWANDA 2022
Project Number: 14263.12

Lab Number: L2267777
Report Date: 12/15/22

SAMPLE RESULTS

Lab ID: L2267777-23
Client ID: DR-2
Sample Location: GOWANDA, NY

Date Collected: 12/02/22 12:43
Date Received: 12/02/22
Field Prep: Not Specified

Sample Depth:

Matrix: Water
Analytical Method: 1,8260D
Analytical Date: 12/10/22 16:46
Analyst: MJV

Parameter	Result	Qualifier	Units	RL	MDL	Dilution Factor
Volatile Organics by GC/MS - Westborough Lab						
Methylene chloride	ND		ug/l	2.5	0.70	1
1,1-Dichloroethane	ND		ug/l	2.5	0.70	1
Chloroform	ND		ug/l	2.5	0.70	1
Carbon tetrachloride	ND		ug/l	0.50	0.13	1
1,2-Dichloropropane	ND		ug/l	1.0	0.14	1
Dibromochloromethane	ND		ug/l	0.50	0.15	1
1,1,2-Trichloroethane	ND		ug/l	1.5	0.50	1
Tetrachloroethene	ND		ug/l	0.50	0.18	1
Chlorobenzene	ND		ug/l	2.5	0.70	1
Trichlorofluoromethane	ND		ug/l	2.5	0.70	1
1,2-Dichloroethane	ND		ug/l	0.50	0.13	1
1,1,1-Trichloroethane	ND		ug/l	2.5	0.70	1
Bromodichloromethane	ND		ug/l	0.50	0.19	1
trans-1,3-Dichloropropene	ND		ug/l	0.50	0.16	1
cis-1,3-Dichloropropene	ND		ug/l	0.50	0.14	1
Bromoform	ND		ug/l	2.0	0.65	1
1,1,2,2-Tetrachloroethane	ND		ug/l	0.50	0.17	1
Benzene	ND		ug/l	0.50	0.16	1
Toluene	ND		ug/l	2.5	0.70	1
Ethylbenzene	ND		ug/l	2.5	0.70	1
Chloromethane	ND		ug/l	2.5	0.70	1
Bromomethane	ND		ug/l	2.5	0.70	1
Vinyl chloride	5.4		ug/l	1.0	0.07	1
Chloroethane	ND		ug/l	2.5	0.70	1
1,1-Dichloroethene	0.39	J	ug/l	0.50	0.17	1
trans-1,2-Dichloroethene	1.5	J	ug/l	2.5	0.70	1
Trichloroethene	48		ug/l	0.50	0.18	1
1,2-Dichlorobenzene	ND		ug/l	2.5	0.70	1

Project Name: Q4 GOWANDA 2022
Project Number: 14263.12

Lab Number: L2267777
Report Date: 12/15/22

SAMPLE RESULTS

Lab ID: L2267777-23
Client ID: DR-2
Sample Location: GOWANDA, NY

Date Collected: 12/02/22 12:43
Date Received: 12/02/22
Field Prep: Not Specified

Sample Depth:

Parameter	Result	Qualifier	Units	RL	MDL	Dilution Factor
Volatile Organics by GC/MS - Westborough Lab						
1,3-Dichlorobenzene	ND		ug/l	2.5	0.70	1
1,4-Dichlorobenzene	ND		ug/l	2.5	0.70	1
Methyl tert butyl ether	ND		ug/l	2.5	0.70	1
p/m-Xylene	ND		ug/l	2.5	0.70	1
o-Xylene	ND		ug/l	2.5	0.70	1
cis-1,2-Dichloroethene	160		ug/l	2.5	0.70	1
Styrene	ND		ug/l	2.5	0.70	1
Dichlorodifluoromethane	ND		ug/l	5.0	1.0	1
Acetone	ND		ug/l	5.0	1.5	1
Carbon disulfide	ND		ug/l	5.0	1.0	1
2-Butanone	ND		ug/l	5.0	1.9	1
4-Methyl-2-pentanone	ND		ug/l	5.0	1.0	1
2-Hexanone	ND		ug/l	5.0	1.0	1
Bromochloromethane	ND		ug/l	2.5	0.70	1
1,2-Dibromoethane	ND		ug/l	2.0	0.65	1
1,2-Dibromo-3-chloropropane	ND		ug/l	2.5	0.70	1
Isopropylbenzene	ND		ug/l	2.5	0.70	1
1,2,3-Trichlorobenzene	ND		ug/l	2.5	0.70	1
1,2,4-Trichlorobenzene	ND		ug/l	2.5	0.70	1
Methyl Acetate	ND		ug/l	2.0	0.23	1
Cyclohexane	ND		ug/l	10	0.27	1
1,4-Dioxane	ND		ug/l	250	61.	1
Freon-113	ND		ug/l	2.5	0.70	1
Methyl cyclohexane	ND		ug/l	10	0.40	1

Surrogate	% Recovery	Qualifier	Acceptance Criteria
1,2-Dichloroethane-d4	117		70-130
Toluene-d8	98		70-130
4-Bromofluorobenzene	102		70-130
Dibromofluoromethane	114		70-130

Project Name: Q4 GOWANDA 2022
Project Number: 14263.12

Lab Number: L2267777
Report Date: 12/15/22

SAMPLE RESULTS

Lab ID: L2267777-24
Client ID: DR-3
Sample Location: GOWANDA, NY

Date Collected: 12/01/22 14:32
Date Received: 12/02/22
Field Prep: Not Specified

Sample Depth:

Matrix: Water
Analytical Method: 1,8260D
Analytical Date: 12/10/22 17:06
Analyst: MJV

Parameter	Result	Qualifier	Units	RL	MDL	Dilution Factor
Volatile Organics by GC/MS - Westborough Lab						
Methylene chloride	ND		ug/l	2.5	0.70	1
1,1-Dichloroethane	ND		ug/l	2.5	0.70	1
Chloroform	ND		ug/l	2.5	0.70	1
Carbon tetrachloride	ND		ug/l	0.50	0.13	1
1,2-Dichloropropane	ND		ug/l	1.0	0.14	1
Dibromochloromethane	ND		ug/l	0.50	0.15	1
1,1,2-Trichloroethane	ND		ug/l	1.5	0.50	1
Tetrachloroethene	ND		ug/l	0.50	0.18	1
Chlorobenzene	ND		ug/l	2.5	0.70	1
Trichlorofluoromethane	ND		ug/l	2.5	0.70	1
1,2-Dichloroethane	ND		ug/l	0.50	0.13	1
1,1,1-Trichloroethane	ND		ug/l	2.5	0.70	1
Bromodichloromethane	ND		ug/l	0.50	0.19	1
trans-1,3-Dichloropropene	ND		ug/l	0.50	0.16	1
cis-1,3-Dichloropropene	ND		ug/l	0.50	0.14	1
Bromoform	ND		ug/l	2.0	0.65	1
1,1,2,2-Tetrachloroethane	ND		ug/l	0.50	0.17	1
Benzene	ND		ug/l	0.50	0.16	1
Toluene	ND		ug/l	2.5	0.70	1
Ethylbenzene	ND		ug/l	2.5	0.70	1
Chloromethane	ND		ug/l	2.5	0.70	1
Bromomethane	ND		ug/l	2.5	0.70	1
Vinyl chloride	1.3		ug/l	1.0	0.07	1
Chloroethane	ND		ug/l	2.5	0.70	1
1,1-Dichloroethene	ND		ug/l	0.50	0.17	1
trans-1,2-Dichloroethene	1.0	J	ug/l	2.5	0.70	1
Trichloroethene	28		ug/l	0.50	0.18	1
1,2-Dichlorobenzene	ND		ug/l	2.5	0.70	1

Project Name: Q4 GOWANDA 2022
Project Number: 14263.12

Lab Number: L2267777
Report Date: 12/15/22

SAMPLE RESULTS

Lab ID: L2267777-24
Client ID: DR-3
Sample Location: GOWANDA, NY

Date Collected: 12/01/22 14:32
Date Received: 12/02/22
Field Prep: Not Specified

Sample Depth:

Parameter	Result	Qualifier	Units	RL	MDL	Dilution Factor
Volatile Organics by GC/MS - Westborough Lab						
1,3-Dichlorobenzene	ND		ug/l	2.5	0.70	1
1,4-Dichlorobenzene	ND		ug/l	2.5	0.70	1
Methyl tert butyl ether	ND		ug/l	2.5	0.70	1
p/m-Xylene	ND		ug/l	2.5	0.70	1
o-Xylene	ND		ug/l	2.5	0.70	1
cis-1,2-Dichloroethene	39		ug/l	2.5	0.70	1
Styrene	ND		ug/l	2.5	0.70	1
Dichlorodifluoromethane	ND		ug/l	5.0	1.0	1
Acetone	ND		ug/l	5.0	1.5	1
Carbon disulfide	ND		ug/l	5.0	1.0	1
2-Butanone	ND		ug/l	5.0	1.9	1
4-Methyl-2-pentanone	ND		ug/l	5.0	1.0	1
2-Hexanone	ND		ug/l	5.0	1.0	1
Bromochloromethane	ND		ug/l	2.5	0.70	1
1,2-Dibromoethane	ND		ug/l	2.0	0.65	1
1,2-Dibromo-3-chloropropane	ND		ug/l	2.5	0.70	1
Isopropylbenzene	ND		ug/l	2.5	0.70	1
1,2,3-Trichlorobenzene	ND		ug/l	2.5	0.70	1
1,2,4-Trichlorobenzene	ND		ug/l	2.5	0.70	1
Methyl Acetate	ND		ug/l	2.0	0.23	1
Cyclohexane	ND		ug/l	10	0.27	1
1,4-Dioxane	ND		ug/l	250	61.	1
Freon-113	ND		ug/l	2.5	0.70	1
Methyl cyclohexane	ND		ug/l	10	0.40	1

Surrogate	% Recovery	Qualifier	Acceptance Criteria
1,2-Dichloroethane-d4	119		70-130
Toluene-d8	98		70-130
4-Bromofluorobenzene	101		70-130
Dibromofluoromethane	116		70-130

Project Name: Q4 GOWANDA 2022
Project Number: 14263.12

Lab Number: L2267777
Report Date: 12/15/22

SAMPLE RESULTS

Lab ID: L2267777-25
 Client ID: DR-4
 Sample Location: GOWANDA, NY

Date Collected: 12/01/22 11:58
 Date Received: 12/02/22
 Field Prep: Not Specified

Sample Depth:

Matrix: Water
 Analytical Method: 1,8260D
 Analytical Date: 12/10/22 17:26
 Analyst: MJV

Parameter	Result	Qualifier	Units	RL	MDL	Dilution Factor
Volatile Organics by GC/MS - Westborough Lab						
Methylene chloride	ND		ug/l	2.5	0.70	1
1,1-Dichloroethane	ND		ug/l	2.5	0.70	1
Chloroform	ND		ug/l	2.5	0.70	1
Carbon tetrachloride	ND		ug/l	0.50	0.13	1
1,2-Dichloropropane	ND		ug/l	1.0	0.14	1
Dibromochloromethane	ND		ug/l	0.50	0.15	1
1,1,2-Trichloroethane	ND		ug/l	1.5	0.50	1
Tetrachloroethene	ND		ug/l	0.50	0.18	1
Chlorobenzene	ND		ug/l	2.5	0.70	1
Trichlorofluoromethane	ND		ug/l	2.5	0.70	1
1,2-Dichloroethane	ND		ug/l	0.50	0.13	1
1,1,1-Trichloroethane	ND		ug/l	2.5	0.70	1
Bromodichloromethane	ND		ug/l	0.50	0.19	1
trans-1,3-Dichloropropene	ND		ug/l	0.50	0.16	1
cis-1,3-Dichloropropene	ND		ug/l	0.50	0.14	1
Bromoform	ND		ug/l	2.0	0.65	1
1,1,2,2-Tetrachloroethane	ND		ug/l	0.50	0.17	1
Benzene	ND		ug/l	0.50	0.16	1
Toluene	ND		ug/l	2.5	0.70	1
Ethylbenzene	ND		ug/l	2.5	0.70	1
Chloromethane	ND		ug/l	2.5	0.70	1
Bromomethane	ND		ug/l	2.5	0.70	1
Vinyl chloride	ND		ug/l	1.0	0.07	1
Chloroethane	ND		ug/l	2.5	0.70	1
1,1-Dichloroethene	ND		ug/l	0.50	0.17	1
trans-1,2-Dichloroethene	ND		ug/l	2.5	0.70	1
Trichloroethene	21		ug/l	0.50	0.18	1
1,2-Dichlorobenzene	ND		ug/l	2.5	0.70	1

Project Name: Q4 GOWANDA 2022
Project Number: 14263.12

Lab Number: L2267777
Report Date: 12/15/22

SAMPLE RESULTS

Lab ID: L2267777-25
Client ID: DR-4
Sample Location: GOWANDA, NY

Date Collected: 12/01/22 11:58
Date Received: 12/02/22
Field Prep: Not Specified

Sample Depth:

Parameter	Result	Qualifier	Units	RL	MDL	Dilution Factor
Volatile Organics by GC/MS - Westborough Lab						
1,3-Dichlorobenzene	ND		ug/l	2.5	0.70	1
1,4-Dichlorobenzene	ND		ug/l	2.5	0.70	1
Methyl tert butyl ether	ND		ug/l	2.5	0.70	1
p/m-Xylene	ND		ug/l	2.5	0.70	1
o-Xylene	ND		ug/l	2.5	0.70	1
cis-1,2-Dichloroethene	7.1		ug/l	2.5	0.70	1
Styrene	ND		ug/l	2.5	0.70	1
Dichlorodifluoromethane	ND		ug/l	5.0	1.0	1
Acetone	1.8	J	ug/l	5.0	1.5	1
Carbon disulfide	ND		ug/l	5.0	1.0	1
2-Butanone	ND		ug/l	5.0	1.9	1
4-Methyl-2-pentanone	ND		ug/l	5.0	1.0	1
2-Hexanone	ND		ug/l	5.0	1.0	1
Bromochloromethane	ND		ug/l	2.5	0.70	1
1,2-Dibromoethane	ND		ug/l	2.0	0.65	1
1,2-Dibromo-3-chloropropane	ND		ug/l	2.5	0.70	1
Isopropylbenzene	ND		ug/l	2.5	0.70	1
1,2,3-Trichlorobenzene	ND		ug/l	2.5	0.70	1
1,2,4-Trichlorobenzene	ND		ug/l	2.5	0.70	1
Methyl Acetate	ND		ug/l	2.0	0.23	1
Cyclohexane	ND		ug/l	10	0.27	1
1,4-Dioxane	ND		ug/l	250	61.	1
Freon-113	ND		ug/l	2.5	0.70	1
Methyl cyclohexane	ND		ug/l	10	0.40	1

Surrogate	% Recovery	Qualifier	Acceptance Criteria
1,2-Dichloroethane-d4	120		70-130
Toluene-d8	98		70-130
4-Bromofluorobenzene	100		70-130
Dibromofluoromethane	116		70-130

Project Name: Q4 GOWANDA 2022
Project Number: 14263.12

Lab Number: L2267777
Report Date: 12/15/22

SAMPLE RESULTS

Lab ID: L2267777-26
Client ID: G-1
Sample Location: GOWANDA, NY

Date Collected: 12/01/22 11:24
Date Received: 12/02/22
Field Prep: Not Specified

Sample Depth:

Matrix: Water
Analytical Method: 1,8260D
Analytical Date: 12/11/22 17:27
Analyst: MJV

Parameter	Result	Qualifier	Units	RL	MDL	Dilution Factor
Volatile Organics by GC/MS - Westborough Lab						
Methylene chloride	ND		ug/l	2.5	0.70	1
1,1-Dichloroethane	ND		ug/l	2.5	0.70	1
Chloroform	ND		ug/l	2.5	0.70	1
Carbon tetrachloride	ND		ug/l	0.50	0.13	1
1,2-Dichloropropane	ND		ug/l	1.0	0.14	1
Dibromochloromethane	ND		ug/l	0.50	0.15	1
1,1,2-Trichloroethane	ND		ug/l	1.5	0.50	1
Tetrachloroethene	ND		ug/l	0.50	0.18	1
Chlorobenzene	ND		ug/l	2.5	0.70	1
Trichlorofluoromethane	ND		ug/l	2.5	0.70	1
1,2-Dichloroethane	ND		ug/l	0.50	0.13	1
1,1,1-Trichloroethane	ND		ug/l	2.5	0.70	1
Bromodichloromethane	ND		ug/l	0.50	0.19	1
trans-1,3-Dichloropropene	ND		ug/l	0.50	0.16	1
cis-1,3-Dichloropropene	ND		ug/l	0.50	0.14	1
Bromoform	ND		ug/l	2.0	0.65	1
1,1,2,2-Tetrachloroethane	ND		ug/l	0.50	0.17	1
Benzene	ND		ug/l	0.50	0.16	1
Toluene	ND		ug/l	2.5	0.70	1
Ethylbenzene	ND		ug/l	2.5	0.70	1
Chloromethane	ND		ug/l	2.5	0.70	1
Bromomethane	ND		ug/l	2.5	0.70	1
Vinyl chloride	0.95	J	ug/l	1.0	0.07	1
Chloroethane	ND		ug/l	2.5	0.70	1
1,1-Dichloroethene	ND		ug/l	0.50	0.17	1
trans-1,2-Dichloroethene	ND		ug/l	2.5	0.70	1
Trichloroethene	5.9		ug/l	0.50	0.18	1
1,2-Dichlorobenzene	ND		ug/l	2.5	0.70	1

Project Name: Q4 GOWANDA 2022
Project Number: 14263.12

Lab Number: L2267777
Report Date: 12/15/22

SAMPLE RESULTS

Lab ID: L2267777-26
Client ID: G-1
Sample Location: GOWANDA, NY

Date Collected: 12/01/22 11:24
Date Received: 12/02/22
Field Prep: Not Specified

Sample Depth:

Parameter	Result	Qualifier	Units	RL	MDL	Dilution Factor
Volatile Organics by GC/MS - Westborough Lab						
1,3-Dichlorobenzene	ND		ug/l	2.5	0.70	1
1,4-Dichlorobenzene	ND		ug/l	2.5	0.70	1
Methyl tert butyl ether	ND		ug/l	2.5	0.70	1
p/m-Xylene	ND		ug/l	2.5	0.70	1
o-Xylene	ND		ug/l	2.5	0.70	1
cis-1,2-Dichloroethene	47		ug/l	2.5	0.70	1
Styrene	ND		ug/l	2.5	0.70	1
Dichlorodifluoromethane	ND		ug/l	5.0	1.0	1
Acetone	ND		ug/l	5.0	1.5	1
Carbon disulfide	ND		ug/l	5.0	1.0	1
2-Butanone	ND		ug/l	5.0	1.9	1
4-Methyl-2-pentanone	ND		ug/l	5.0	1.0	1
2-Hexanone	ND		ug/l	5.0	1.0	1
Bromochloromethane	ND		ug/l	2.5	0.70	1
1,2-Dibromoethane	ND		ug/l	2.0	0.65	1
1,2-Dibromo-3-chloropropane	ND		ug/l	2.5	0.70	1
Isopropylbenzene	ND		ug/l	2.5	0.70	1
1,2,3-Trichlorobenzene	ND		ug/l	2.5	0.70	1
1,2,4-Trichlorobenzene	ND		ug/l	2.5	0.70	1
Methyl Acetate	ND		ug/l	2.0	0.23	1
Cyclohexane	ND		ug/l	10	0.27	1
1,4-Dioxane	ND		ug/l	250	61.	1
Freon-113	ND		ug/l	2.5	0.70	1
Methyl cyclohexane	ND		ug/l	10	0.40	1

Surrogate	% Recovery	Qualifier	Acceptance Criteria
1,2-Dichloroethane-d4	117		70-130
Toluene-d8	99		70-130
4-Bromofluorobenzene	99		70-130
Dibromofluoromethane	117		70-130

Project Name: Q4 GOWANDA 2022
Project Number: 14263.12

Lab Number: L2267777
Report Date: 12/15/22

SAMPLE RESULTS

Lab ID: L2267777-27
 Client ID: G-2
 Sample Location: GOWANDA, NY

Date Collected: 12/01/22 11:00
 Date Received: 12/02/22
 Field Prep: Not Specified

Sample Depth:

Matrix: Water
 Analytical Method: 1,8260D
 Analytical Date: 12/11/22 17:07
 Analyst: MJV

Parameter	Result	Qualifier	Units	RL	MDL	Dilution Factor
Volatile Organics by GC/MS - Westborough Lab						
Methylene chloride	ND		ug/l	2.5	0.70	1
1,1-Dichloroethane	ND		ug/l	2.5	0.70	1
Chloroform	ND		ug/l	2.5	0.70	1
Carbon tetrachloride	ND		ug/l	0.50	0.13	1
1,2-Dichloropropane	ND		ug/l	1.0	0.14	1
Dibromochloromethane	ND		ug/l	0.50	0.15	1
1,1,2-Trichloroethane	ND		ug/l	1.5	0.50	1
Tetrachloroethene	ND		ug/l	0.50	0.18	1
Chlorobenzene	ND		ug/l	2.5	0.70	1
Trichlorofluoromethane	ND		ug/l	2.5	0.70	1
1,2-Dichloroethane	ND		ug/l	0.50	0.13	1
1,1,1-Trichloroethane	ND		ug/l	2.5	0.70	1
Bromodichloromethane	ND		ug/l	0.50	0.19	1
trans-1,3-Dichloropropene	ND		ug/l	0.50	0.16	1
cis-1,3-Dichloropropene	ND		ug/l	0.50	0.14	1
Bromoform	ND		ug/l	2.0	0.65	1
1,1,2,2-Tetrachloroethane	ND		ug/l	0.50	0.17	1
Benzene	ND		ug/l	0.50	0.16	1
Toluene	ND		ug/l	2.5	0.70	1
Ethylbenzene	ND		ug/l	2.5	0.70	1
Chloromethane	ND		ug/l	2.5	0.70	1
Bromomethane	ND		ug/l	2.5	0.70	1
Vinyl chloride	1.1		ug/l	1.0	0.07	1
Chloroethane	ND		ug/l	2.5	0.70	1
1,1-Dichloroethene	ND		ug/l	0.50	0.17	1
trans-1,2-Dichloroethene	ND		ug/l	2.5	0.70	1
Trichloroethene	0.48	J	ug/l	0.50	0.18	1
1,2-Dichlorobenzene	ND		ug/l	2.5	0.70	1

Project Name: Q4 GOWANDA 2022
Project Number: 14263.12

Lab Number: L2267777
Report Date: 12/15/22

SAMPLE RESULTS

Lab ID: L2267777-27
Client ID: G-2
Sample Location: GOWANDA, NY

Date Collected: 12/01/22 11:00
Date Received: 12/02/22
Field Prep: Not Specified

Sample Depth:

Parameter	Result	Qualifier	Units	RL	MDL	Dilution Factor
Volatile Organics by GC/MS - Westborough Lab						
1,3-Dichlorobenzene	ND		ug/l	2.5	0.70	1
1,4-Dichlorobenzene	ND		ug/l	2.5	0.70	1
Methyl tert butyl ether	ND		ug/l	2.5	0.70	1
p/m-Xylene	ND		ug/l	2.5	0.70	1
o-Xylene	ND		ug/l	2.5	0.70	1
cis-1,2-Dichloroethene	43		ug/l	2.5	0.70	1
Styrene	ND		ug/l	2.5	0.70	1
Dichlorodifluoromethane	ND		ug/l	5.0	1.0	1
Acetone	ND		ug/l	5.0	1.5	1
Carbon disulfide	ND		ug/l	5.0	1.0	1
2-Butanone	ND		ug/l	5.0	1.9	1
4-Methyl-2-pentanone	ND		ug/l	5.0	1.0	1
2-Hexanone	ND		ug/l	5.0	1.0	1
Bromochloromethane	ND		ug/l	2.5	0.70	1
1,2-Dibromoethane	ND		ug/l	2.0	0.65	1
1,2-Dibromo-3-chloropropane	ND		ug/l	2.5	0.70	1
Isopropylbenzene	ND		ug/l	2.5	0.70	1
1,2,3-Trichlorobenzene	ND		ug/l	2.5	0.70	1
1,2,4-Trichlorobenzene	ND		ug/l	2.5	0.70	1
Methyl Acetate	ND		ug/l	2.0	0.23	1
Cyclohexane	ND		ug/l	10	0.27	1
1,4-Dioxane	ND		ug/l	250	61.	1
Freon-113	ND		ug/l	2.5	0.70	1
Methyl cyclohexane	ND		ug/l	10	0.40	1

Surrogate	% Recovery	Qualifier	Acceptance Criteria
1,2-Dichloroethane-d4	120		70-130
Toluene-d8	96		70-130
4-Bromofluorobenzene	101		70-130
Dibromofluoromethane	118		70-130

Project Name: Q4 GOWANDA 2022
Project Number: 14263.12

Lab Number: L2267777
Report Date: 12/15/22

SAMPLE RESULTS

Lab ID: L2267777-28
Client ID: G-3
Sample Location: GOWANDA, NY

Date Collected: 12/02/22 10:05
Date Received: 12/02/22
Field Prep: Not Specified

Sample Depth:

Matrix: Water
Analytical Method: 1,8260D
Analytical Date: 12/11/22 16:47
Analyst: MJV

Parameter	Result	Qualifier	Units	RL	MDL	Dilution Factor
Volatile Organics by GC/MS - Westborough Lab						
Methylene chloride	ND		ug/l	2.5	0.70	1
1,1-Dichloroethane	ND		ug/l	2.5	0.70	1
Chloroform	ND		ug/l	2.5	0.70	1
Carbon tetrachloride	ND		ug/l	0.50	0.13	1
1,2-Dichloropropane	ND		ug/l	1.0	0.14	1
Dibromochloromethane	ND		ug/l	0.50	0.15	1
1,1,2-Trichloroethane	ND		ug/l	1.5	0.50	1
Tetrachloroethene	ND		ug/l	0.50	0.18	1
Chlorobenzene	ND		ug/l	2.5	0.70	1
Trichlorofluoromethane	ND		ug/l	2.5	0.70	1
1,2-Dichloroethane	ND		ug/l	0.50	0.13	1
1,1,1-Trichloroethane	ND		ug/l	2.5	0.70	1
Bromodichloromethane	ND		ug/l	0.50	0.19	1
trans-1,3-Dichloropropene	ND		ug/l	0.50	0.16	1
cis-1,3-Dichloropropene	ND		ug/l	0.50	0.14	1
Bromoform	ND		ug/l	2.0	0.65	1
1,1,2,2-Tetrachloroethane	ND		ug/l	0.50	0.17	1
Benzene	ND		ug/l	0.50	0.16	1
Toluene	ND		ug/l	2.5	0.70	1
Ethylbenzene	ND		ug/l	2.5	0.70	1
Chloromethane	ND		ug/l	2.5	0.70	1
Bromomethane	ND		ug/l	2.5	0.70	1
Vinyl chloride	0.49	J	ug/l	1.0	0.07	1
Chloroethane	ND		ug/l	2.5	0.70	1
1,1-Dichloroethene	0.29	J	ug/l	0.50	0.17	1
trans-1,2-Dichloroethene	1.4	J	ug/l	2.5	0.70	1
Trichloroethene	21		ug/l	0.50	0.18	1
1,2-Dichlorobenzene	ND		ug/l	2.5	0.70	1

Project Name: Q4 GOWANDA 2022
Project Number: 14263.12

Lab Number: L2267777
Report Date: 12/15/22

SAMPLE RESULTS

Lab ID: L2267777-28
Client ID: G-3
Sample Location: GOWANDA, NY

Date Collected: 12/02/22 10:05
Date Received: 12/02/22
Field Prep: Not Specified

Sample Depth:

Parameter	Result	Qualifier	Units	RL	MDL	Dilution Factor
Volatile Organics by GC/MS - Westborough Lab						
1,3-Dichlorobenzene	ND		ug/l	2.5	0.70	1
1,4-Dichlorobenzene	ND		ug/l	2.5	0.70	1
Methyl tert butyl ether	ND		ug/l	2.5	0.70	1
p/m-Xylene	ND		ug/l	2.5	0.70	1
o-Xylene	ND		ug/l	2.5	0.70	1
cis-1,2-Dichloroethene	160		ug/l	2.5	0.70	1
Styrene	ND		ug/l	2.5	0.70	1
Dichlorodifluoromethane	ND		ug/l	5.0	1.0	1
Acetone	1.7	J	ug/l	5.0	1.5	1
Carbon disulfide	ND		ug/l	5.0	1.0	1
2-Butanone	ND		ug/l	5.0	1.9	1
4-Methyl-2-pentanone	ND		ug/l	5.0	1.0	1
2-Hexanone	ND		ug/l	5.0	1.0	1
Bromochloromethane	ND		ug/l	2.5	0.70	1
1,2-Dibromoethane	ND		ug/l	2.0	0.65	1
1,2-Dibromo-3-chloropropane	ND		ug/l	2.5	0.70	1
Isopropylbenzene	ND		ug/l	2.5	0.70	1
1,2,3-Trichlorobenzene	ND		ug/l	2.5	0.70	1
1,2,4-Trichlorobenzene	ND		ug/l	2.5	0.70	1
Methyl Acetate	ND		ug/l	2.0	0.23	1
Cyclohexane	ND		ug/l	10	0.27	1
1,4-Dioxane	ND		ug/l	250	61.	1
Freon-113	ND		ug/l	2.5	0.70	1
Methyl cyclohexane	ND		ug/l	10	0.40	1

Surrogate	% Recovery	Qualifier	Acceptance Criteria
1,2-Dichloroethane-d4	117		70-130
Toluene-d8	100		70-130
4-Bromofluorobenzene	102		70-130
Dibromofluoromethane	116		70-130

Project Name: Q4 GOWANDA 2022
Project Number: 14263.12

Lab Number: L2267777
Report Date: 12/15/22

SAMPLE RESULTS

Lab ID: L2267777-29
Client ID: MW-X
Sample Location: GOWANDA, NY

Date Collected: 12/01/22 00:00
Date Received: 12/02/22
Field Prep: Not Specified

Sample Depth:

Matrix: Water
Analytical Method: 1,8260D
Analytical Date: 12/11/22 16:26
Analyst: MJV

Parameter	Result	Qualifier	Units	RL	MDL	Dilution Factor
Volatile Organics by GC/MS - Westborough Lab						
Methylene chloride	ND		ug/l	2.5	0.70	1
1,1-Dichloroethane	ND		ug/l	2.5	0.70	1
Chloroform	ND		ug/l	2.5	0.70	1
Carbon tetrachloride	ND		ug/l	0.50	0.13	1
1,2-Dichloropropane	ND		ug/l	1.0	0.14	1
Dibromochloromethane	ND		ug/l	0.50	0.15	1
1,1,2-Trichloroethane	ND		ug/l	1.5	0.50	1
Tetrachloroethene	ND		ug/l	0.50	0.18	1
Chlorobenzene	ND		ug/l	2.5	0.70	1
Trichlorofluoromethane	ND		ug/l	2.5	0.70	1
1,2-Dichloroethane	ND		ug/l	0.50	0.13	1
1,1,1-Trichloroethane	ND		ug/l	2.5	0.70	1
Bromodichloromethane	ND		ug/l	0.50	0.19	1
trans-1,3-Dichloropropene	ND		ug/l	0.50	0.16	1
cis-1,3-Dichloropropene	ND		ug/l	0.50	0.14	1
Bromoform	ND		ug/l	2.0	0.65	1
1,1,2,2-Tetrachloroethane	ND		ug/l	0.50	0.17	1
Benzene	ND		ug/l	0.50	0.16	1
Toluene	ND		ug/l	2.5	0.70	1
Ethylbenzene	ND		ug/l	2.5	0.70	1
Chloromethane	ND		ug/l	2.5	0.70	1
Bromomethane	ND		ug/l	2.5	0.70	1
Vinyl chloride	7.2		ug/l	1.0	0.07	1
Chloroethane	ND		ug/l	2.5	0.70	1
1,1-Dichloroethene	0.31	J	ug/l	0.50	0.17	1
trans-1,2-Dichloroethene	4.1		ug/l	2.5	0.70	1
Trichloroethene	100		ug/l	0.50	0.18	1
1,2-Dichlorobenzene	ND		ug/l	2.5	0.70	1

Project Name: Q4 GOWANDA 2022
Project Number: 14263.12

Lab Number: L2267777
Report Date: 12/15/22

SAMPLE RESULTS

Lab ID: L2267777-29
Client ID: MW-X
Sample Location: GOWANDA, NY

Date Collected: 12/01/22 00:00
Date Received: 12/02/22
Field Prep: Not Specified

Sample Depth:

Parameter	Result	Qualifier	Units	RL	MDL	Dilution Factor
Volatile Organics by GC/MS - Westborough Lab						
1,3-Dichlorobenzene	ND		ug/l	2.5	0.70	1
1,4-Dichlorobenzene	ND		ug/l	2.5	0.70	1
Methyl tert butyl ether	ND		ug/l	2.5	0.70	1
p/m-Xylene	ND		ug/l	2.5	0.70	1
o-Xylene	ND		ug/l	2.5	0.70	1
cis-1,2-Dichloroethene	170		ug/l	2.5	0.70	1
Styrene	ND		ug/l	2.5	0.70	1
Dichlorodifluoromethane	ND		ug/l	5.0	1.0	1
Acetone	ND		ug/l	5.0	1.5	1
Carbon disulfide	ND		ug/l	5.0	1.0	1
2-Butanone	ND		ug/l	5.0	1.9	1
4-Methyl-2-pentanone	ND		ug/l	5.0	1.0	1
2-Hexanone	ND		ug/l	5.0	1.0	1
Bromochloromethane	ND		ug/l	2.5	0.70	1
1,2-Dibromoethane	ND		ug/l	2.0	0.65	1
1,2-Dibromo-3-chloropropane	ND		ug/l	2.5	0.70	1
Isopropylbenzene	ND		ug/l	2.5	0.70	1
1,2,3-Trichlorobenzene	ND		ug/l	2.5	0.70	1
1,2,4-Trichlorobenzene	ND		ug/l	2.5	0.70	1
Methyl Acetate	ND		ug/l	2.0	0.23	1
Cyclohexane	ND		ug/l	10	0.27	1
1,4-Dioxane	ND		ug/l	250	61.	1
Freon-113	ND		ug/l	2.5	0.70	1
Methyl cyclohexane	ND		ug/l	10	0.40	1

Surrogate	% Recovery	Qualifier	Acceptance Criteria
1,2-Dichloroethane-d4	117		70-130
Toluene-d8	99		70-130
4-Bromofluorobenzene	101		70-130
Dibromofluoromethane	114		70-130

Project Name: Q4 GOWANDA 2022
Project Number: 14263.12

Lab Number: L2267777
Report Date: 12/15/22

SAMPLE RESULTS

Lab ID: L2267777-30
 Client ID: EB
 Sample Location: GOWANDA, NY

Date Collected: 12/02/22 12:50
 Date Received: 12/02/22
 Field Prep: Not Specified

Sample Depth:

Matrix: Water
 Analytical Method: 1,8260D
 Analytical Date: 12/11/22 16:06
 Analyst: MJV

Parameter	Result	Qualifier	Units	RL	MDL	Dilution Factor
Volatile Organics by GC/MS - Westborough Lab						
Methylene chloride	ND		ug/l	2.5	0.70	1
1,1-Dichloroethane	ND		ug/l	2.5	0.70	1
Chloroform	ND		ug/l	2.5	0.70	1
Carbon tetrachloride	ND		ug/l	0.50	0.13	1
1,2-Dichloropropane	ND		ug/l	1.0	0.14	1
Dibromochloromethane	ND		ug/l	0.50	0.15	1
1,1,2-Trichloroethane	ND		ug/l	1.5	0.50	1
Tetrachloroethene	ND		ug/l	0.50	0.18	1
Chlorobenzene	ND		ug/l	2.5	0.70	1
Trichlorofluoromethane	ND		ug/l	2.5	0.70	1
1,2-Dichloroethane	ND		ug/l	0.50	0.13	1
1,1,1-Trichloroethane	ND		ug/l	2.5	0.70	1
Bromodichloromethane	ND		ug/l	0.50	0.19	1
trans-1,3-Dichloropropene	ND		ug/l	0.50	0.16	1
cis-1,3-Dichloropropene	ND		ug/l	0.50	0.14	1
Bromoform	ND		ug/l	2.0	0.65	1
1,1,2,2-Tetrachloroethane	ND		ug/l	0.50	0.17	1
Benzene	ND		ug/l	0.50	0.16	1
Toluene	ND		ug/l	2.5	0.70	1
Ethylbenzene	ND		ug/l	2.5	0.70	1
Chloromethane	ND		ug/l	2.5	0.70	1
Bromomethane	ND		ug/l	2.5	0.70	1
Vinyl chloride	ND		ug/l	1.0	0.07	1
Chloroethane	ND		ug/l	2.5	0.70	1
1,1-Dichloroethene	ND		ug/l	0.50	0.17	1
trans-1,2-Dichloroethene	ND		ug/l	2.5	0.70	1
Trichloroethene	ND		ug/l	0.50	0.18	1
1,2-Dichlorobenzene	ND		ug/l	2.5	0.70	1

Project Name: Q4 GOWANDA 2022
Project Number: 14263.12

Lab Number: L2267777
Report Date: 12/15/22

SAMPLE RESULTS

Lab ID: L2267777-30
Client ID: EB
Sample Location: GOWANDA, NY

Date Collected: 12/02/22 12:50
Date Received: 12/02/22
Field Prep: Not Specified

Sample Depth:

Parameter	Result	Qualifier	Units	RL	MDL	Dilution Factor
Volatile Organics by GC/MS - Westborough Lab						
1,3-Dichlorobenzene	ND		ug/l	2.5	0.70	1
1,4-Dichlorobenzene	ND		ug/l	2.5	0.70	1
Methyl tert butyl ether	ND		ug/l	2.5	0.70	1
p/m-Xylene	ND		ug/l	2.5	0.70	1
o-Xylene	ND		ug/l	2.5	0.70	1
cis-1,2-Dichloroethene	ND		ug/l	2.5	0.70	1
Styrene	ND		ug/l	2.5	0.70	1
Dichlorodifluoromethane	ND		ug/l	5.0	1.0	1
Acetone	4.4	J	ug/l	5.0	1.5	1
Carbon disulfide	ND		ug/l	5.0	1.0	1
2-Butanone	ND		ug/l	5.0	1.9	1
4-Methyl-2-pentanone	ND		ug/l	5.0	1.0	1
2-Hexanone	ND		ug/l	5.0	1.0	1
Bromochloromethane	ND		ug/l	2.5	0.70	1
1,2-Dibromoethane	ND		ug/l	2.0	0.65	1
1,2-Dibromo-3-chloropropane	ND		ug/l	2.5	0.70	1
Isopropylbenzene	ND		ug/l	2.5	0.70	1
1,2,3-Trichlorobenzene	ND		ug/l	2.5	0.70	1
1,2,4-Trichlorobenzene	ND		ug/l	2.5	0.70	1
Methyl Acetate	ND		ug/l	2.0	0.23	1
Cyclohexane	ND		ug/l	10	0.27	1
1,4-Dioxane	ND		ug/l	250	61.	1
Freon-113	ND		ug/l	2.5	0.70	1
Methyl cyclohexane	ND		ug/l	10	0.40	1

Surrogate	% Recovery	Qualifier	Acceptance Criteria
1,2-Dichloroethane-d4	120		70-130
Toluene-d8	99		70-130
4-Bromofluorobenzene	102		70-130
Dibromofluoromethane	119		70-130

Project Name: Q4 GOWANDA 2022
Project Number: 14263.12

Lab Number: L2267777
Report Date: 12/15/22

SAMPLE RESULTS

Lab ID: L2267777-31
Client ID: TRIP BLANK
Sample Location: GOWANDA, NY

Date Collected: 12/01/22 00:00
Date Received: 12/02/22
Field Prep: Not Specified

Sample Depth:

Matrix: Water
Analytical Method: 1,8260D
Analytical Date: 12/11/22 15:46
Analyst: MJV

Parameter	Result	Qualifier	Units	RL	MDL	Dilution Factor
Volatile Organics by GC/MS - Westborough Lab						
Methylene chloride	ND		ug/l	2.5	0.70	1
1,1-Dichloroethane	ND		ug/l	2.5	0.70	1
Chloroform	ND		ug/l	2.5	0.70	1
Carbon tetrachloride	ND		ug/l	0.50	0.13	1
1,2-Dichloropropane	ND		ug/l	1.0	0.14	1
Dibromochloromethane	ND		ug/l	0.50	0.15	1
1,1,2-Trichloroethane	ND		ug/l	1.5	0.50	1
Tetrachloroethene	ND		ug/l	0.50	0.18	1
Chlorobenzene	ND		ug/l	2.5	0.70	1
Trichlorofluoromethane	ND		ug/l	2.5	0.70	1
1,2-Dichloroethane	ND		ug/l	0.50	0.13	1
1,1,1-Trichloroethane	ND		ug/l	2.5	0.70	1
Bromodichloromethane	ND		ug/l	0.50	0.19	1
trans-1,3-Dichloropropene	ND		ug/l	0.50	0.16	1
cis-1,3-Dichloropropene	ND		ug/l	0.50	0.14	1
Bromoform	ND		ug/l	2.0	0.65	1
1,1,2,2-Tetrachloroethane	ND		ug/l	0.50	0.17	1
Benzene	ND		ug/l	0.50	0.16	1
Toluene	ND		ug/l	2.5	0.70	1
Ethylbenzene	ND		ug/l	2.5	0.70	1
Chloromethane	ND		ug/l	2.5	0.70	1
Bromomethane	ND		ug/l	2.5	0.70	1
Vinyl chloride	ND		ug/l	1.0	0.07	1
Chloroethane	ND		ug/l	2.5	0.70	1
1,1-Dichloroethene	ND		ug/l	0.50	0.17	1
trans-1,2-Dichloroethene	ND		ug/l	2.5	0.70	1
Trichloroethene	ND		ug/l	0.50	0.18	1
1,2-Dichlorobenzene	ND		ug/l	2.5	0.70	1

Project Name: Q4 GOWANDA 2022
Project Number: 14263.12

Lab Number: L2267777
Report Date: 12/15/22

SAMPLE RESULTS

Lab ID: L2267777-31
Client ID: TRIP BLANK
Sample Location: GOWANDA, NY

Date Collected: 12/01/22 00:00
Date Received: 12/02/22
Field Prep: Not Specified

Sample Depth:

Parameter	Result	Qualifier	Units	RL	MDL	Dilution Factor
Volatile Organics by GC/MS - Westborough Lab						
1,3-Dichlorobenzene	ND		ug/l	2.5	0.70	1
1,4-Dichlorobenzene	ND		ug/l	2.5	0.70	1
Methyl tert butyl ether	ND		ug/l	2.5	0.70	1
p/m-Xylene	ND		ug/l	2.5	0.70	1
o-Xylene	ND		ug/l	2.5	0.70	1
cis-1,2-Dichloroethene	ND		ug/l	2.5	0.70	1
Styrene	ND		ug/l	2.5	0.70	1
Dichlorodifluoromethane	ND		ug/l	5.0	1.0	1
Acetone	2.1	J	ug/l	5.0	1.5	1
Carbon disulfide	ND		ug/l	5.0	1.0	1
2-Butanone	ND		ug/l	5.0	1.9	1
4-Methyl-2-pentanone	ND		ug/l	5.0	1.0	1
2-Hexanone	ND		ug/l	5.0	1.0	1
Bromochloromethane	ND		ug/l	2.5	0.70	1
1,2-Dibromoethane	ND		ug/l	2.0	0.65	1
1,2-Dibromo-3-chloropropane	ND		ug/l	2.5	0.70	1
Isopropylbenzene	ND		ug/l	2.5	0.70	1
1,2,3-Trichlorobenzene	ND		ug/l	2.5	0.70	1
1,2,4-Trichlorobenzene	ND		ug/l	2.5	0.70	1
Methyl Acetate	ND		ug/l	2.0	0.23	1
Cyclohexane	ND		ug/l	10	0.27	1
1,4-Dioxane	ND		ug/l	250	61.	1
Freon-113	ND		ug/l	2.5	0.70	1
Methyl cyclohexane	ND		ug/l	10	0.40	1

Surrogate	% Recovery	Qualifier	Acceptance Criteria
1,2-Dichloroethane-d4	121		70-130
Toluene-d8	96		70-130
4-Bromofluorobenzene	99		70-130
Dibromofluoromethane	121		70-130

Project Name: Q4 GOWANDA 2022
Project Number: 14263.12

Lab Number: L2267777
Report Date: 12/15/22

Method Blank Analysis
Batch Quality Control

Analytical Method: 1,8260D
Analytical Date: 12/11/22 15:26
Analyst: AJK

Parameter	Result	Qualifier	Units	RL	MDL
Volatile Organics by GC/MS - Westborough Lab for sample(s): 26-31 Batch: WG1722347-5					
Methylene chloride	ND		ug/l	2.5	0.70
1,1-Dichloroethane	ND		ug/l	2.5	0.70
Chloroform	ND		ug/l	2.5	0.70
Carbon tetrachloride	ND		ug/l	0.50	0.13
1,2-Dichloropropane	ND		ug/l	1.0	0.14
Dibromochloromethane	ND		ug/l	0.50	0.15
1,1,2-Trichloroethane	ND		ug/l	1.5	0.50
Tetrachloroethene	ND		ug/l	0.50	0.18
Chlorobenzene	ND		ug/l	2.5	0.70
Trichlorofluoromethane	ND		ug/l	2.5	0.70
1,2-Dichloroethane	ND		ug/l	0.50	0.13
1,1,1-Trichloroethane	ND		ug/l	2.5	0.70
Bromodichloromethane	ND		ug/l	0.50	0.19
trans-1,3-Dichloropropene	ND		ug/l	0.50	0.16
cis-1,3-Dichloropropene	ND		ug/l	0.50	0.14
Bromoform	ND		ug/l	2.0	0.65
1,1,2,2-Tetrachloroethane	ND		ug/l	0.50	0.17
Benzene	ND		ug/l	0.50	0.16
Toluene	ND		ug/l	2.5	0.70
Ethylbenzene	ND		ug/l	2.5	0.70
Chloromethane	ND		ug/l	2.5	0.70
Bromomethane	ND		ug/l	2.5	0.70
Vinyl chloride	ND		ug/l	1.0	0.07
Chloroethane	ND		ug/l	2.5	0.70
1,1-Dichloroethene	ND		ug/l	0.50	0.17
trans-1,2-Dichloroethene	ND		ug/l	2.5	0.70
Trichloroethene	ND		ug/l	0.50	0.18
1,2-Dichlorobenzene	ND		ug/l	2.5	0.70
1,3-Dichlorobenzene	ND		ug/l	2.5	0.70

Project Name: Q4 GOWANDA 2022
Project Number: 14263.12

Lab Number: L2267777
Report Date: 12/15/22

Method Blank Analysis
Batch Quality Control

Analytical Method: 1,8260D
Analytical Date: 12/11/22 15:26
Analyst: AJK

Parameter	Result	Qualifier	Units	RL	MDL
Volatile Organics by GC/MS - Westborough Lab for sample(s): 26-31 Batch: WG1722347-5					
1,4-Dichlorobenzene	ND		ug/l	2.5	0.70
Methyl tert butyl ether	ND		ug/l	2.5	0.70
p/m-Xylene	ND		ug/l	2.5	0.70
o-Xylene	ND		ug/l	2.5	0.70
cis-1,2-Dichloroethene	ND		ug/l	2.5	0.70
Styrene	ND		ug/l	2.5	0.70
Dichlorodifluoromethane	ND		ug/l	5.0	1.0
Acetone	ND		ug/l	5.0	1.5
Carbon disulfide	ND		ug/l	5.0	1.0
2-Butanone	ND		ug/l	5.0	1.9
4-Methyl-2-pentanone	ND		ug/l	5.0	1.0
2-Hexanone	ND		ug/l	5.0	1.0
Bromochloromethane	ND		ug/l	2.5	0.70
1,2-Dibromoethane	ND		ug/l	2.0	0.65
1,2-Dibromo-3-chloropropane	ND		ug/l	2.5	0.70
Isopropylbenzene	ND		ug/l	2.5	0.70
1,2,3-Trichlorobenzene	ND		ug/l	2.5	0.70
1,2,4-Trichlorobenzene	ND		ug/l	2.5	0.70
Methyl Acetate	ND		ug/l	2.0	0.23
Cyclohexane	ND		ug/l	10	0.27
1,4-Dioxane	ND		ug/l	250	61.
Freon-113	ND		ug/l	2.5	0.70
Methyl cyclohexane	ND		ug/l	10	0.40

Project Name: Q4 GOWANDA 2022
Project Number: 14263.12

Lab Number: L2267777
Report Date: 12/15/22

Method Blank Analysis
Batch Quality Control

Analytical Method: 1,8260D
Analytical Date: 12/11/22 15:26
Analyst: AJK

Parameter	Result	Qualifier	Units	RL	MDL
Volatile Organics by GC/MS - Westborough Lab for sample(s): 26-31 Batch: WG1722347-5					

Surrogate	%Recovery	Qualifier	Acceptance Criteria
1,2-Dichloroethane-d4	120		70-130
Toluene-d8	97		70-130
4-Bromofluorobenzene	101		70-130
Dibromofluoromethane	118		70-130

Project Name: Q4 GOWANDA 2022
Project Number: 14263.12

Lab Number: L2267777
Report Date: 12/15/22

Method Blank Analysis
Batch Quality Control

Analytical Method: 1,8260D
Analytical Date: 12/10/22 10:45
Analyst: TMS

Parameter	Result	Qualifier	Units	RL	MDL
Volatile Organics by GC/MS - Westborough Lab for sample(s): 07-25 Batch: WG1722358-5					
Methylene chloride	ND		ug/l	2.5	0.70
1,1-Dichloroethane	ND		ug/l	2.5	0.70
Chloroform	ND		ug/l	2.5	0.70
Carbon tetrachloride	ND		ug/l	0.50	0.13
1,2-Dichloropropane	ND		ug/l	1.0	0.14
Dibromochloromethane	ND		ug/l	0.50	0.15
1,1,2-Trichloroethane	ND		ug/l	1.5	0.50
Tetrachloroethene	ND		ug/l	0.50	0.18
Chlorobenzene	ND		ug/l	2.5	0.70
Trichlorofluoromethane	ND		ug/l	2.5	0.70
1,2-Dichloroethane	ND		ug/l	0.50	0.13
1,1,1-Trichloroethane	ND		ug/l	2.5	0.70
Bromodichloromethane	ND		ug/l	0.50	0.19
trans-1,3-Dichloropropene	ND		ug/l	0.50	0.16
cis-1,3-Dichloropropene	ND		ug/l	0.50	0.14
Bromoform	ND		ug/l	2.0	0.65
1,1,2,2-Tetrachloroethane	ND		ug/l	0.50	0.17
Benzene	ND		ug/l	0.50	0.16
Toluene	ND		ug/l	2.5	0.70
Ethylbenzene	ND		ug/l	2.5	0.70
Chloromethane	ND		ug/l	2.5	0.70
Bromomethane	ND		ug/l	2.5	0.70
Vinyl chloride	ND		ug/l	1.0	0.07
Chloroethane	ND		ug/l	2.5	0.70
1,1-Dichloroethene	ND		ug/l	0.50	0.17
trans-1,2-Dichloroethene	ND		ug/l	2.5	0.70
Trichloroethene	ND		ug/l	0.50	0.18
1,2-Dichlorobenzene	ND		ug/l	2.5	0.70
1,3-Dichlorobenzene	ND		ug/l	2.5	0.70

Project Name: Q4 GOWANDA 2022
Project Number: 14263.12

Lab Number: L2267777
Report Date: 12/15/22

Method Blank Analysis
Batch Quality Control

Analytical Method: 1,8260D
Analytical Date: 12/10/22 10:45
Analyst: TMS

Parameter	Result	Qualifier	Units	RL	MDL
Volatile Organics by GC/MS - Westborough Lab for sample(s): 07-25 Batch: WG1722358-5					
1,4-Dichlorobenzene	ND		ug/l	2.5	0.70
Methyl tert butyl ether	ND		ug/l	2.5	0.70
p/m-Xylene	ND		ug/l	2.5	0.70
o-Xylene	ND		ug/l	2.5	0.70
cis-1,2-Dichloroethene	ND		ug/l	2.5	0.70
Styrene	ND		ug/l	2.5	0.70
Dichlorodifluoromethane	ND		ug/l	5.0	1.0
Acetone	ND		ug/l	5.0	1.5
Carbon disulfide	ND		ug/l	5.0	1.0
2-Butanone	ND		ug/l	5.0	1.9
4-Methyl-2-pentanone	ND		ug/l	5.0	1.0
2-Hexanone	ND		ug/l	5.0	1.0
Bromochloromethane	ND		ug/l	2.5	0.70
1,2-Dibromoethane	ND		ug/l	2.0	0.65
1,2-Dibromo-3-chloropropane	ND		ug/l	2.5	0.70
Isopropylbenzene	ND		ug/l	2.5	0.70
1,2,3-Trichlorobenzene	ND		ug/l	2.5	0.70
1,2,4-Trichlorobenzene	ND		ug/l	2.5	0.70
Methyl Acetate	ND		ug/l	2.0	0.23
Cyclohexane	ND		ug/l	10	0.27
1,4-Dioxane	ND		ug/l	250	61.
Freon-113	ND		ug/l	2.5	0.70
Methyl cyclohexane	ND		ug/l	10	0.40

Project Name: Q4 GOWANDA 2022
Project Number: 14263.12

Lab Number: L2267777
Report Date: 12/15/22

Method Blank Analysis
Batch Quality Control

Analytical Method: 1,8260D
Analytical Date: 12/10/22 10:45
Analyst: TMS

Parameter	Result	Qualifier	Units	RL	MDL
Volatile Organics by GC/MS - Westborough Lab for sample(s): 07-25 Batch: WG1722358-5					

Surrogate	%Recovery	Qualifier	Acceptance Criteria
1,2-Dichloroethane-d4	114		70-130
Toluene-d8	100		70-130
4-Bromofluorobenzene	103		70-130
Dibromofluoromethane	114		70-130

Project Name: Q4 GOWANDA 2022
Project Number: 14263.12

Lab Number: L2267777
Report Date: 12/15/22

Method Blank Analysis
Batch Quality Control

Analytical Method: 1,8260D
Analytical Date: 12/13/22 07:31
Analyst: PID

Parameter	Result	Qualifier	Units	RL	MDL
Volatile Organics by GC/MS - Westborough Lab for sample(s): 17 Batch: WG1722688-5					
Methylene chloride	ND		ug/l	2.5	0.70
1,1-Dichloroethane	ND		ug/l	2.5	0.70
Chloroform	ND		ug/l	2.5	0.70
Carbon tetrachloride	ND		ug/l	0.50	0.13
1,2-Dichloropropane	ND		ug/l	1.0	0.14
Dibromochloromethane	ND		ug/l	0.50	0.15
1,1,2-Trichloroethane	ND		ug/l	1.5	0.50
Tetrachloroethene	ND		ug/l	0.50	0.18
Chlorobenzene	ND		ug/l	2.5	0.70
Trichlorofluoromethane	ND		ug/l	2.5	0.70
1,2-Dichloroethane	ND		ug/l	0.50	0.13
1,1,1-Trichloroethane	ND		ug/l	2.5	0.70
Bromodichloromethane	ND		ug/l	0.50	0.19
trans-1,3-Dichloropropene	ND		ug/l	0.50	0.16
cis-1,3-Dichloropropene	ND		ug/l	0.50	0.14
Bromoform	ND		ug/l	2.0	0.65
1,1,2,2-Tetrachloroethane	ND		ug/l	0.50	0.17
Benzene	ND		ug/l	0.50	0.16
Toluene	ND		ug/l	2.5	0.70
Ethylbenzene	ND		ug/l	2.5	0.70
Chloromethane	ND		ug/l	2.5	0.70
Bromomethane	ND		ug/l	2.5	0.70
Vinyl chloride	ND		ug/l	1.0	0.07
Chloroethane	ND		ug/l	2.5	0.70
1,1-Dichloroethene	ND		ug/l	0.50	0.17
trans-1,2-Dichloroethene	ND		ug/l	2.5	0.70
Trichloroethene	ND		ug/l	0.50	0.18
1,2-Dichlorobenzene	ND		ug/l	2.5	0.70
1,3-Dichlorobenzene	ND		ug/l	2.5	0.70

Project Name: Q4 GOWANDA 2022
Project Number: 14263.12

Lab Number: L2267777
Report Date: 12/15/22

Method Blank Analysis
Batch Quality Control

Analytical Method: 1,8260D
Analytical Date: 12/13/22 07:31
Analyst: PID

Parameter	Result	Qualifier	Units	RL	MDL
Volatile Organics by GC/MS - Westborough Lab for sample(s): 17 Batch: WG1722688-5					
1,4-Dichlorobenzene	ND		ug/l	2.5	0.70
Methyl tert butyl ether	ND		ug/l	2.5	0.70
p/m-Xylene	ND		ug/l	2.5	0.70
o-Xylene	ND		ug/l	2.5	0.70
cis-1,2-Dichloroethene	ND		ug/l	2.5	0.70
Styrene	ND		ug/l	2.5	0.70
Dichlorodifluoromethane	ND		ug/l	5.0	1.0
Acetone	ND		ug/l	5.0	1.5
Carbon disulfide	ND		ug/l	5.0	1.0
2-Butanone	ND		ug/l	5.0	1.9
4-Methyl-2-pentanone	ND		ug/l	5.0	1.0
2-Hexanone	ND		ug/l	5.0	1.0
Bromochloromethane	ND		ug/l	2.5	0.70
1,2-Dibromoethane	ND		ug/l	2.0	0.65
1,2-Dibromo-3-chloropropane	ND		ug/l	2.5	0.70
Isopropylbenzene	ND		ug/l	2.5	0.70
1,2,3-Trichlorobenzene	ND		ug/l	2.5	0.70
1,2,4-Trichlorobenzene	ND		ug/l	2.5	0.70
Methyl Acetate	ND		ug/l	2.0	0.23
Cyclohexane	ND		ug/l	10	0.27
1,4-Dioxane	ND		ug/l	250	61.
Freon-113	ND		ug/l	2.5	0.70
Methyl cyclohexane	ND		ug/l	10	0.40

Project Name: Q4 GOWANDA 2022
Project Number: 14263.12

Lab Number: L2267777
Report Date: 12/15/22

Method Blank Analysis
Batch Quality Control

Analytical Method: 1,8260D
Analytical Date: 12/13/22 07:31
Analyst: PID

Parameter	Result	Qualifier	Units	RL	MDL
Volatile Organics by GC/MS - Westborough Lab for sample(s): 17 Batch: WG1722688-5					

Surrogate	%Recovery	Qualifier	Acceptance Criteria
1,2-Dichloroethane-d4	117		70-130
Toluene-d8	99		70-130
4-Bromofluorobenzene	101		70-130
Dibromofluoromethane	116		70-130

Project Name: Q4 GOWANDA 2022
Project Number: 14263.12

Lab Number: L2267777
Report Date: 12/15/22

Method Blank Analysis
Batch Quality Control

Analytical Method: 1,8260D
Analytical Date: 12/09/22 09:10
Analyst: PID

Parameter	Result	Qualifier	Units	RL	MDL
Volatile Organics by GC/MS - Westborough Lab for sample(s): 01-05 Batch: WG1722714-5					
Methylene chloride	ND		ug/l	2.5	0.70
1,1-Dichloroethane	ND		ug/l	2.5	0.70
Chloroform	ND		ug/l	2.5	0.70
Carbon tetrachloride	ND		ug/l	0.50	0.13
1,2-Dichloropropane	ND		ug/l	1.0	0.14
Dibromochloromethane	ND		ug/l	0.50	0.15
1,1,2-Trichloroethane	ND		ug/l	1.5	0.50
Tetrachloroethene	ND		ug/l	0.50	0.18
Chlorobenzene	ND		ug/l	2.5	0.70
Trichlorofluoromethane	ND		ug/l	2.5	0.70
1,2-Dichloroethane	ND		ug/l	0.50	0.13
1,1,1-Trichloroethane	ND		ug/l	2.5	0.70
Bromodichloromethane	ND		ug/l	0.50	0.19
trans-1,3-Dichloropropene	ND		ug/l	0.50	0.16
cis-1,3-Dichloropropene	ND		ug/l	0.50	0.14
Bromoform	ND		ug/l	2.0	0.65
1,1,2,2-Tetrachloroethane	ND		ug/l	0.50	0.17
Benzene	ND		ug/l	0.50	0.16
Toluene	ND		ug/l	2.5	0.70
Ethylbenzene	ND		ug/l	2.5	0.70
Chloromethane	ND		ug/l	2.5	0.70
Bromomethane	ND		ug/l	2.5	0.70
Vinyl chloride	ND		ug/l	1.0	0.07
Chloroethane	ND		ug/l	2.5	0.70
1,1-Dichloroethene	ND		ug/l	0.50	0.17
trans-1,2-Dichloroethene	ND		ug/l	2.5	0.70
Trichloroethene	ND		ug/l	0.50	0.18
1,2-Dichlorobenzene	ND		ug/l	2.5	0.70
1,3-Dichlorobenzene	ND		ug/l	2.5	0.70

Project Name: Q4 GOWANDA 2022
Project Number: 14263.12

Lab Number: L2267777
Report Date: 12/15/22

Method Blank Analysis
Batch Quality Control

Analytical Method: 1,8260D
Analytical Date: 12/09/22 09:10
Analyst: PID

Parameter	Result	Qualifier	Units	RL	MDL
Volatile Organics by GC/MS - Westborough Lab for sample(s): 01-05 Batch: WG1722714-5					
1,4-Dichlorobenzene	ND		ug/l	2.5	0.70
Methyl tert butyl ether	ND		ug/l	2.5	0.70
p/m-Xylene	ND		ug/l	2.5	0.70
o-Xylene	ND		ug/l	2.5	0.70
cis-1,2-Dichloroethene	ND		ug/l	2.5	0.70
Styrene	ND		ug/l	2.5	0.70
Dichlorodifluoromethane	ND		ug/l	5.0	1.0
Acetone	ND		ug/l	5.0	1.5
Carbon disulfide	ND		ug/l	5.0	1.0
2-Butanone	ND		ug/l	5.0	1.9
4-Methyl-2-pentanone	ND		ug/l	5.0	1.0
2-Hexanone	ND		ug/l	5.0	1.0
Bromochloromethane	ND		ug/l	2.5	0.70
1,2-Dibromoethane	ND		ug/l	2.0	0.65
1,2-Dibromo-3-chloropropane	ND		ug/l	2.5	0.70
Isopropylbenzene	ND		ug/l	2.5	0.70
1,2,3-Trichlorobenzene	ND		ug/l	2.5	0.70
1,2,4-Trichlorobenzene	ND		ug/l	2.5	0.70
Methyl Acetate	ND		ug/l	2.0	0.23
Cyclohexane	ND		ug/l	10	0.27
1,4-Dioxane	ND		ug/l	250	61.
Freon-113	ND		ug/l	2.5	0.70
Methyl cyclohexane	ND		ug/l	10	0.40

Project Name: Q4 GOWANDA 2022
Project Number: 14263.12

Lab Number: L2267777
Report Date: 12/15/22

Method Blank Analysis
Batch Quality Control

Analytical Method: 1,8260D
Analytical Date: 12/09/22 09:10
Analyst: PID

Parameter	Result	Qualifier	Units	RL	MDL
Volatile Organics by GC/MS - Westborough Lab for sample(s): 01-05 Batch: WG1722714-5					

Surrogate	%Recovery	Qualifier	Acceptance Criteria
1,2-Dichloroethane-d4	112		70-130
Toluene-d8	100		70-130
4-Bromofluorobenzene	103		70-130
Dibromofluoromethane	111		70-130

Project Name: Q4 GOWANDA 2022
Project Number: 14263.12

Lab Number: L2267777
Report Date: 12/15/22

Method Blank Analysis
Batch Quality Control

Analytical Method: 1,8260D
Analytical Date: 12/13/22 07:46
Analyst: PID

Parameter	Result	Qualifier	Units	RL	MDL
Volatile Organics by GC/MS - Westborough Lab for sample(s): 06 Batch: WG1722910-5					
Methylene chloride	ND		ug/l	2.5	0.70
1,1-Dichloroethane	ND		ug/l	2.5	0.70
Chloroform	ND		ug/l	2.5	0.70
Carbon tetrachloride	ND		ug/l	0.50	0.13
1,2-Dichloropropane	ND		ug/l	1.0	0.14
Dibromochloromethane	ND		ug/l	0.50	0.15
1,1,2-Trichloroethane	ND		ug/l	1.5	0.50
Tetrachloroethene	ND		ug/l	0.50	0.18
Chlorobenzene	ND		ug/l	2.5	0.70
Trichlorofluoromethane	ND		ug/l	2.5	0.70
1,2-Dichloroethane	ND		ug/l	0.50	0.13
1,1,1-Trichloroethane	ND		ug/l	2.5	0.70
Bromodichloromethane	ND		ug/l	0.50	0.19
trans-1,3-Dichloropropene	ND		ug/l	0.50	0.16
cis-1,3-Dichloropropene	ND		ug/l	0.50	0.14
Bromoform	ND		ug/l	2.0	0.65
1,1,2,2-Tetrachloroethane	ND		ug/l	0.50	0.17
Benzene	ND		ug/l	0.50	0.16
Toluene	ND		ug/l	2.5	0.70
Ethylbenzene	ND		ug/l	2.5	0.70
Chloromethane	ND		ug/l	2.5	0.70
Bromomethane	ND		ug/l	2.5	0.70
Vinyl chloride	ND		ug/l	1.0	0.07
Chloroethane	ND		ug/l	2.5	0.70
1,1-Dichloroethene	ND		ug/l	0.50	0.17
trans-1,2-Dichloroethene	ND		ug/l	2.5	0.70
Trichloroethene	ND		ug/l	0.50	0.18
1,2-Dichlorobenzene	ND		ug/l	2.5	0.70
1,3-Dichlorobenzene	ND		ug/l	2.5	0.70

Project Name: Q4 GOWANDA 2022
Project Number: 14263.12

Lab Number: L2267777
Report Date: 12/15/22

Method Blank Analysis
Batch Quality Control

Analytical Method: 1,8260D
Analytical Date: 12/13/22 07:46
Analyst: PID

Parameter	Result	Qualifier	Units	RL	MDL
Volatile Organics by GC/MS - Westborough Lab for sample(s): 06 Batch: WG1722910-5					
1,4-Dichlorobenzene	ND		ug/l	2.5	0.70
Methyl tert butyl ether	ND		ug/l	2.5	0.70
p/m-Xylene	ND		ug/l	2.5	0.70
o-Xylene	ND		ug/l	2.5	0.70
cis-1,2-Dichloroethene	ND		ug/l	2.5	0.70
Styrene	ND		ug/l	2.5	0.70
Dichlorodifluoromethane	ND		ug/l	5.0	1.0
Acetone	ND		ug/l	5.0	1.5
Carbon disulfide	ND		ug/l	5.0	1.0
2-Butanone	ND		ug/l	5.0	1.9
4-Methyl-2-pentanone	ND		ug/l	5.0	1.0
2-Hexanone	ND		ug/l	5.0	1.0
Bromochloromethane	ND		ug/l	2.5	0.70
1,2-Dibromoethane	ND		ug/l	2.0	0.65
1,2-Dibromo-3-chloropropane	ND		ug/l	2.5	0.70
Isopropylbenzene	ND		ug/l	2.5	0.70
1,2,3-Trichlorobenzene	ND		ug/l	2.5	0.70
1,2,4-Trichlorobenzene	ND		ug/l	2.5	0.70
Methyl Acetate	ND		ug/l	2.0	0.23
Cyclohexane	ND		ug/l	10	0.27
1,4-Dioxane	ND		ug/l	250	61.
Freon-113	ND		ug/l	2.5	0.70
Methyl cyclohexane	ND		ug/l	10	0.40

Project Name: Q4 GOWANDA 2022
Project Number: 14263.12

Lab Number: L2267777
Report Date: 12/15/22

Method Blank Analysis
Batch Quality Control

Analytical Method: 1,8260D
Analytical Date: 12/13/22 07:46
Analyst: PID

Parameter	Result	Qualifier	Units	RL	MDL
Volatile Organics by GC/MS - Westborough Lab for sample(s): 06 Batch: WG1722910-5					

Surrogate	%Recovery	Qualifier	Acceptance Criteria
1,2-Dichloroethane-d4	106		70-130
Toluene-d8	99		70-130
4-Bromofluorobenzene	97		70-130
Dibromofluoromethane	116		70-130

Lab Control Sample Analysis

Batch Quality Control

Project Name: Q4 GOWANDA 2022

Lab Number: L2267777

Project Number: 14263.12

Report Date: 12/15/22

Parameter	LCS %Recovery	Qual	LCSD %Recovery	Qual	%Recovery Limits	RPD	Qual	RPD Limits
Volatile Organics by GC/MS - Westborough Lab Associated sample(s): 26-31 Batch: WG1722347-3 WG1722347-4								
Methylene chloride	100		100		70-130	0		20
1,1-Dichloroethane	120		110		70-130	9		20
Chloroform	100		100		70-130	0		20
Carbon tetrachloride	98		96		63-132	2		20
1,2-Dichloropropane	110		110		70-130	0		20
Dibromochloromethane	86		92		63-130	7		20
1,1,2-Trichloroethane	93		97		70-130	4		20
Tetrachloroethene	91		96		70-130	5		20
Chlorobenzene	92		96		75-130	4		20
Trichlorofluoromethane	77		76		62-150	1		20
1,2-Dichloroethane	100		100		70-130	0		20
1,1,1-Trichloroethane	96		95		67-130	1		20
Bromodichloromethane	93		92		67-130	1		20
trans-1,3-Dichloropropene	85		89		70-130	5		20
cis-1,3-Dichloropropene	85		87		70-130	2		20
Bromoform	72		76		54-136	5		20
1,1,2,2-Tetrachloroethane	85		89		67-130	5		20
Benzene	100		100		70-130	0		20
Toluene	92		96		70-130	4		20
Ethylbenzene	92		94		70-130	2		20
Chloromethane	120		120		64-130	0		20
Bromomethane	56		58		39-139	4		20
Vinyl chloride	120		120		55-140	0		20

Lab Control Sample Analysis

Batch Quality Control

Project Name: Q4 GOWANDA 2022

Lab Number: L2267777

Project Number: 14263.12

Report Date: 12/15/22

Parameter	LCS %Recovery	Qual	LCSD %Recovery	Qual	%Recovery Limits	RPD	Qual	RPD Limits
Volatile Organics by GC/MS - Westborough Lab Associated sample(s): 26-31 Batch: WG1722347-3 WG1722347-4								
Chloroethane	83		81		55-138	2		20
1,1-Dichloroethene	81		80		61-145	1		20
trans-1,2-Dichloroethene	100		100		70-130	0		20
Trichloroethene	96		95		70-130	1		20
1,2-Dichlorobenzene	84		89		70-130	6		20
1,3-Dichlorobenzene	87		90		70-130	3		20
1,4-Dichlorobenzene	87		90		70-130	3		20
Methyl tert butyl ether	83		86		63-130	4		20
p/m-Xylene	90		95		70-130	5		20
o-Xylene	90		90		70-130	0		20
cis-1,2-Dichloroethene	98		98		70-130	0		20
Styrene	90		90		70-130	0		20
Dichlorodifluoromethane	100		98		36-147	2		20
Acetone	120		120		58-148	0		20
Carbon disulfide	88		87		51-130	1		20
2-Butanone	100		110		63-138	10		20
4-Methyl-2-pentanone	85		92		59-130	8		20
2-Hexanone	88		93		57-130	6		20
Bromochloromethane	100		99		70-130	1		20
1,2-Dibromoethane	88		92		70-130	4		20
1,2-Dibromo-3-chloropropane	76		81		41-144	6		20
Isopropylbenzene	85		88		70-130	3		20
1,2,3-Trichlorobenzene	82		87		70-130	6		20

Lab Control Sample Analysis

Batch Quality Control

Project Name: Q4 GOWANDA 2022

Project Number: 14263.12

Lab Number: L2267777

Report Date: 12/15/22

Parameter	LCS %Recovery	Qual	LCSD %Recovery	Qual	%Recovery Limits	RPD	Qual	RPD Limits
Volatile Organics by GC/MS - Westborough Lab Associated sample(s): 26-31 Batch: WG1722347-3 WG1722347-4								
1,2,4-Trichlorobenzene	86		90		70-130	5		20
Methyl Acetate	110		110		70-130	0		20
Cyclohexane	120		110		70-130	9		20
1,4-Dioxane	74		80		56-162	8		20
Freon-113	84		84		70-130	0		20
Methyl cyclohexane	88		87		70-130	1		20

Surrogate	LCS %Recovery	Qual	LCSD %Recovery	Qual	Acceptance Criteria
1,2-Dichloroethane-d4	107		106		70-130
Toluene-d8	102		103		70-130
4-Bromofluorobenzene	100		98		70-130
Dibromofluoromethane	105		105		70-130

Lab Control Sample Analysis

Batch Quality Control

Project Name: Q4 GOWANDA 2022

Lab Number: L2267777

Project Number: 14263.12

Report Date: 12/15/22

Parameter	LCS %Recovery	Qual	LCSD %Recovery	Qual	%Recovery Limits	RPD	Qual	RPD Limits
Volatile Organics by GC/MS - Westborough Lab Associated sample(s): 07-25 Batch: WG1722358-3 WG1722358-4								
Methylene chloride	110		100		70-130	10		20
1,1-Dichloroethane	120		120		70-130	0		20
Chloroform	110		100		70-130	10		20
Carbon tetrachloride	100		99		63-132	1		20
1,2-Dichloropropane	110		110		70-130	0		20
Dibromochloromethane	92		94		63-130	2		20
1,1,2-Trichloroethane	100		100		70-130	0		20
Tetrachloroethene	95		96		70-130	1		20
Chlorobenzene	98		99		75-130	1		20
Trichlorofluoromethane	79		79		62-150	0		20
1,2-Dichloroethane	110		110		70-130	0		20
1,1,1-Trichloroethane	99		97		67-130	2		20
Bromodichloromethane	99		98		67-130	1		20
trans-1,3-Dichloropropene	90		91		70-130	1		20
cis-1,3-Dichloropropene	90		92		70-130	2		20
Bromoform	82		82		54-136	0		20
1,1,2,2-Tetrachloroethane	95		94		67-130	1		20
Benzene	100		100		70-130	0		20
Toluene	99		100		70-130	1		20
Ethylbenzene	96		98		70-130	2		20
Chloromethane	110		110		64-130	0		20
Bromomethane	46		48		39-139	4		20
Vinyl chloride	120		110		55-140	9		20

Lab Control Sample Analysis

Batch Quality Control

Project Name: Q4 GOWANDA 2022

Lab Number: L2267777

Project Number: 14263.12

Report Date: 12/15/22

Parameter	LCS		LCSD		%Recovery Limits	RPD	Qual	RPD Limits
	%Recovery	Qual	%Recovery	Qual				
Volatile Organics by GC/MS - Westborough Lab Associated sample(s): 07-25 Batch: WG1722358-3 WG1722358-4								
Chloroethane	89		86		55-138	3		20
1,1-Dichloroethene	86		83		61-145	4		20
trans-1,2-Dichloroethene	110		110		70-130	0		20
Trichloroethene	100		100		70-130	0		20
1,2-Dichlorobenzene	95		97		70-130	2		20
1,3-Dichlorobenzene	97		98		70-130	1		20
1,4-Dichlorobenzene	98		98		70-130	0		20
Methyl tert butyl ether	92		91		63-130	1		20
p/m-Xylene	95		95		70-130	0		20
o-Xylene	95		95		70-130	0		20
cis-1,2-Dichloroethene	100		100		70-130	0		20
Styrene	90		95		70-130	5		20
Dichlorodifluoromethane	85		86		36-147	1		20
Acetone	140		140		58-148	0		20
Carbon disulfide	90		89		51-130	1		20
2-Butanone	110		120		63-138	9		20
4-Methyl-2-pentanone	93		99		59-130	6		20
2-Hexanone	98		100		57-130	2		20
Bromochloromethane	110		100		70-130	10		20
1,2-Dibromoethane	94		96		70-130	2		20
1,2-Dibromo-3-chloropropane	90		90		41-144	0		20
Isopropylbenzene	96		97		70-130	1		20
1,2,3-Trichlorobenzene	94		97		70-130	3		20

Lab Control Sample Analysis

Batch Quality Control

Project Name: Q4 GOWANDA 2022

Project Number: 14263.12

Lab Number: L2267777

Report Date: 12/15/22

Parameter	LCS %Recovery	Qual	LCSD %Recovery	Qual	%Recovery Limits	RPD	Qual	RPD Limits
Volatile Organics by GC/MS - Westborough Lab Associated sample(s): 07-25 Batch: WG1722358-3 WG1722358-4								
1,2,4-Trichlorobenzene	98		99		70-130	1		20
Methyl Acetate	120		120		70-130	0		20
Cyclohexane	120		120		70-130	0		20
1,4-Dioxane	110		104		56-162	6		20
Freon-113	87		84		70-130	4		20
Methyl cyclohexane	91		92		70-130	1		20

Surrogate	LCS %Recovery	Qual	LCSD %Recovery	Qual	Acceptance Criteria
1,2-Dichloroethane-d4	106		106		70-130
Toluene-d8	103		103		70-130
4-Bromofluorobenzene	102		102		70-130
Dibromofluoromethane	105		103		70-130

Lab Control Sample Analysis

Batch Quality Control

Project Name: Q4 GOWANDA 2022

Lab Number: L2267777

Project Number: 14263.12

Report Date: 12/15/22

Parameter	LCS %Recovery	Qual	LCSD %Recovery	Qual	%Recovery Limits	RPD	Qual	RPD Limits
Volatile Organics by GC/MS - Westborough Lab Associated sample(s): 17 Batch: WG1722688-3 WG1722688-4								
Methylene chloride	110		110		70-130	0		20
1,1-Dichloroethane	120		130		70-130	8		20
Chloroform	110		110		70-130	0		20
Carbon tetrachloride	110		110		63-132	0		20
1,2-Dichloropropane	120		120		70-130	0		20
Dibromochloromethane	100		100		63-130	0		20
1,1,2-Trichloroethane	110		110		70-130	0		20
Tetrachloroethene	100		110		70-130	10		20
Chlorobenzene	110		100		75-130	10		20
Trichlorofluoromethane	81		80		62-150	1		20
1,2-Dichloroethane	110		110		70-130	0		20
1,1,1-Trichloroethane	100		100		67-130	0		20
Bromodichloromethane	100		100		67-130	0		20
trans-1,3-Dichloropropene	100		99		70-130	1		20
cis-1,3-Dichloropropene	97		97		70-130	0		20
Bromoform	92		89		54-136	3		20
1,1,2,2-Tetrachloroethane	110		100		67-130	10		20
Benzene	110		110		70-130	0		20
Toluene	110		100		70-130	10		20
Ethylbenzene	100		100		70-130	0		20
Chloromethane	140	Q	140	Q	64-130	0		20
Bromomethane	100		98		39-139	2		20
Vinyl chloride	120		120		55-140	0		20

Lab Control Sample Analysis

Batch Quality Control

Project Name: Q4 GOWANDA 2022

Lab Number: L2267777

Project Number: 14263.12

Report Date: 12/15/22

Parameter	LCS %Recovery	Qual	LCSD %Recovery	Qual	%Recovery Limits	RPD	Qual	RPD Limits
Volatile Organics by GC/MS - Westborough Lab Associated sample(s): 17 Batch: WG1722688-3 WG1722688-4								
Chloroethane	87		84		55-138	4		20
1,1-Dichloroethene	84		85		61-145	1		20
trans-1,2-Dichloroethene	120		120		70-130	0		20
Trichloroethene	110		110		70-130	0		20
1,2-Dichlorobenzene	100		99		70-130	1		20
1,3-Dichlorobenzene	110		100		70-130	10		20
1,4-Dichlorobenzene	110		100		70-130	10		20
Methyl tert butyl ether	97		99		63-130	2		20
p/m-Xylene	105		100		70-130	5		20
o-Xylene	100		100		70-130	0		20
cis-1,2-Dichloroethene	110		110		70-130	0		20
Styrene	100		95		70-130	5		20
Dichlorodifluoromethane	100		100		36-147	0		20
Acetone	140		140		58-148	0		20
Carbon disulfide	91		90		51-130	1		20
2-Butanone	120		130		63-138	8		20
4-Methyl-2-pentanone	100		100		59-130	0		20
2-Hexanone	100		110		57-130	10		20
Bromochloromethane	110		110		70-130	0		20
1,2-Dibromoethane	100		100		70-130	0		20
1,2-Dibromo-3-chloropropane	100		95		41-144	5		20
Isopropylbenzene	100		98		70-130	2		20
1,2,3-Trichlorobenzene	100		99		70-130	1		20

Lab Control Sample Analysis Batch Quality Control

Project Name: Q4 GOWANDA 2022
Project Number: 14263.12

Lab Number: L2267777
Report Date: 12/15/22

Parameter	LCS %Recovery	Qual	LCSD %Recovery	Qual	%Recovery Limits	RPD	Qual	RPD Limits
Volatile Organics by GC/MS - Westborough Lab Associated sample(s): 17 Batch: WG1722688-3 WG1722688-4								
1,2,4-Trichlorobenzene	110		100		70-130	10		20
Methyl Acetate	130		130		70-130	0		20
Cyclohexane	130		130		70-130	0		20
1,4-Dioxane	96		96		56-162	0		20
Freon-113	88		88		70-130	0		20
Methyl cyclohexane	100		100		70-130	0		20

Surrogate	LCS %Recovery	Qual	LCSD %Recovery	Qual	Acceptance Criteria
1,2-Dichloroethane-d4	104		102		70-130
Toluene-d8	102		101		70-130
4-Bromofluorobenzene	103		100		70-130
Dibromofluoromethane	105		102		70-130

Lab Control Sample Analysis

Batch Quality Control

Project Name: Q4 GOWANDA 2022

Lab Number: L2267777

Project Number: 14263.12

Report Date: 12/15/22

Parameter	LCS %Recovery	Qual	LCSD %Recovery	Qual	%Recovery Limits	RPD	Qual	RPD Limits
Volatile Organics by GC/MS - Westborough Lab Associated sample(s): 01-05 Batch: WG1722714-3 WG1722714-4								
Methylene chloride	100		100		70-130	0		20
1,1-Dichloroethane	120		120		70-130	0		20
Chloroform	100		100		70-130	0		20
Carbon tetrachloride	97		98		63-132	1		20
1,2-Dichloropropane	110		110		70-130	0		20
Dibromochloromethane	93		95		63-130	2		20
1,1,2-Trichloroethane	100		100		70-130	0		20
Tetrachloroethene	95		100		70-130	5		20
Chlorobenzene	100		100		75-130	0		20
Trichlorofluoromethane	82		83		62-150	1		20
1,2-Dichloroethane	100		100		70-130	0		20
1,1,1-Trichloroethane	97		98		67-130	1		20
Bromodichloromethane	96		98		67-130	2		20
trans-1,3-Dichloropropene	93		97		70-130	4		20
cis-1,3-Dichloropropene	91		92		70-130	1		20
Bromoform	83		85		54-136	2		20
1,1,2,2-Tetrachloroethane	100		100		67-130	0		20
Benzene	100		100		70-130	0		20
Toluene	100		100		70-130	0		20
Ethylbenzene	99		100		70-130	1		20
Chloromethane	100		100		64-130	0		20
Bromomethane	40		43		39-139	7		20
Vinyl chloride	110		110		55-140	0		20

Lab Control Sample Analysis

Batch Quality Control

Project Name: Q4 GOWANDA 2022

Lab Number: L2267777

Project Number: 14263.12

Report Date: 12/15/22

Parameter	LCS		LCSD		%Recovery Limits	RPD	Qual	RPD Limits
	%Recovery	Qual	%Recovery	Qual				
Volatile Organics by GC/MS - Westborough Lab Associated sample(s): 01-05 Batch: WG1722714-3 WG1722714-4								
Chloroethane	100		95		55-138	5		20
1,1-Dichloroethene	87		88		61-145	1		20
trans-1,2-Dichloroethene	110		110		70-130	0		20
Trichloroethene	95		96		70-130	1		20
1,2-Dichlorobenzene	96		96		70-130	0		20
1,3-Dichlorobenzene	97		98		70-130	1		20
1,4-Dichlorobenzene	99		100		70-130	1		20
Methyl tert butyl ether	95		95		63-130	0		20
p/m-Xylene	95		100		70-130	5		20
o-Xylene	95		100		70-130	5		20
cis-1,2-Dichloroethene	100		100		70-130	0		20
Styrene	95		95		70-130	0		20
Dichlorodifluoromethane	81		79		36-147	3		20
Acetone	130		120		58-148	8		20
Carbon disulfide	93		94		51-130	1		20
2-Butanone	110		110		63-138	0		20
4-Methyl-2-pentanone	97		100		59-130	3		20
2-Hexanone	99		100		57-130	1		20
Bromochloromethane	100		100		70-130	0		20
1,2-Dibromoethane	96		97		70-130	1		20
1,2-Dibromo-3-chloropropane	91		91		41-144	0		20
Isopropylbenzene	99		100		70-130	1		20
1,2,3-Trichlorobenzene	96		96		70-130	0		20

Lab Control Sample Analysis

Batch Quality Control

Project Name: Q4 GOWANDA 2022

Project Number: 14263.12

Lab Number: L2267777

Report Date: 12/15/22

Parameter	LCS %Recovery	Qual	LCSD %Recovery	Qual	%Recovery Limits	RPD	Qual	RPD Limits
Volatile Organics by GC/MS - Westborough Lab Associated sample(s): 01-05 Batch: WG1722714-3 WG1722714-4								
1,2,4-Trichlorobenzene	100		99		70-130	1		20
Methyl Acetate	110		120		70-130	9		20
Cyclohexane	120		120		70-130	0		20
1,4-Dioxane	110		114		56-162	4		20
Freon-113	89		88		70-130	1		20
Methyl cyclohexane	92		93		70-130	1		20

Surrogate	LCS %Recovery	Qual	LCSD %Recovery	Qual	Acceptance Criteria
1,2-Dichloroethane-d4	101		103		70-130
Toluene-d8	104		106		70-130
4-Bromofluorobenzene	105		105		70-130
Dibromofluoromethane	101		101		70-130

Lab Control Sample Analysis

Batch Quality Control

Project Name: Q4 GOWANDA 2022

Lab Number: L2267777

Project Number: 14263.12

Report Date: 12/15/22

Parameter	LCS		LCSD		%Recovery Limits	RPD	Qual	RPD Limits
	%Recovery	Qual	%Recovery	Qual				
Volatile Organics by GC/MS - Westborough Lab Associated sample(s): 06 Batch: WG1722910-3 WG1722910-4								
Methylene chloride	110		120		70-130	9		20
1,1-Dichloroethane	110		120		70-130	9		20
Chloroform	97		100		70-130	3		20
Carbon tetrachloride	100		110		63-132	10		20
1,2-Dichloropropane	97		100		70-130	3		20
Dibromochloromethane	88		85		63-130	3		20
1,1,2-Trichloroethane	86		82		70-130	5		20
Tetrachloroethene	100		100		70-130	0		20
Chlorobenzene	98		100		75-130	2		20
Trichlorofluoromethane	120		120		62-150	0		20
1,2-Dichloroethane	96		96		70-130	0		20
1,1,1-Trichloroethane	100		110		67-130	10		20
Bromodichloromethane	94		99		67-130	5		20
trans-1,3-Dichloropropene	89		88		70-130	1		20
cis-1,3-Dichloropropene	95		97		70-130	2		20
Bromoform	82		82		54-136	0		20
1,1,2,2-Tetrachloroethane	84		86		67-130	2		20
Benzene	100		100		70-130	0		20
Toluene	96		98		70-130	2		20
Ethylbenzene	100		110		70-130	10		20
Chloromethane	110		120		64-130	9		20
Bromomethane	96		110		39-139	14		20
Vinyl chloride	100		120		55-140	18		20

Lab Control Sample Analysis

Batch Quality Control

Project Name: Q4 GOWANDA 2022

Lab Number: L2267777

Project Number: 14263.12

Report Date: 12/15/22

Parameter	LCS		LCSD		%Recovery Limits	RPD	Qual	RPD Limits
	%Recovery	Qual	%Recovery	Qual				
Volatile Organics by GC/MS - Westborough Lab Associated sample(s): 06 Batch: WG1722910-3 WG1722910-4								
Chloroethane	110		120		55-138	9		20
1,1-Dichloroethene	110		120		61-145	9		20
trans-1,2-Dichloroethene	100		110		70-130	10		20
Trichloroethene	99		100		70-130	1		20
1,2-Dichlorobenzene	100		100		70-130	0		20
1,3-Dichlorobenzene	100		100		70-130	0		20
1,4-Dichlorobenzene	100		100		70-130	0		20
Methyl tert butyl ether	87		88		63-130	1		20
p/m-Xylene	105		110		70-130	5		20
o-Xylene	105		110		70-130	5		20
cis-1,2-Dichloroethene	100		110		70-130	10		20
Styrene	105		105		70-130	0		20
Dichlorodifluoromethane	110		120		36-147	9		20
Acetone	98		100		58-148	2		20
Carbon disulfide	120		120		51-130	0		20
2-Butanone	81		90		63-138	11		20
4-Methyl-2-pentanone	78		78		59-130	0		20
2-Hexanone	84		85		57-130	1		20
Bromochloromethane	100		110		70-130	10		20
1,2-Dibromoethane	92		86		70-130	7		20
1,2-Dibromo-3-chloropropane	93		94		41-144	1		20
Isopropylbenzene	100		110		70-130	10		20
1,2,3-Trichlorobenzene	95		97		70-130	2		20

Lab Control Sample Analysis

Batch Quality Control

Project Name: Q4 GOWANDA 2022

Project Number: 14263.12

Lab Number: L2267777

Report Date: 12/15/22

Parameter	LCS %Recovery	Qual	LCSD %Recovery	Qual	%Recovery Limits	RPD	Qual	RPD Limits
Volatile Organics by GC/MS - Westborough Lab Associated sample(s): 06 Batch: WG1722910-3 WG1722910-4								
1,2,4-Trichlorobenzene	94		98		70-130	4		20
Methyl Acetate	100		98		70-130	2		20
Cyclohexane	110		110		70-130	0		20
1,4-Dioxane	86		88		56-162	2		20
Freon-113	120		120		70-130	0		20
Methyl cyclohexane	100		110		70-130	10		20

Surrogate	LCS %Recovery	Qual	LCSD %Recovery	Qual	Acceptance Criteria
1,2-Dichloroethane-d4	100		99		70-130
Toluene-d8	101		101		70-130
4-Bromofluorobenzene	98		99		70-130
Dibromofluoromethane	102		108		70-130

Project Name: Q4 GOWANDA 2022
Project Number: 14263.12

Serial_No:12152218:16
Lab Number: L2267777
Report Date: 12/15/22

Sample Receipt and Container Information

Were project specific reporting limits specified? YES

Cooler Information

Cooler **Custody Seal**
A Absent

Container Information

Container ID	Container Type	Cooler	Initial pH	Final pH	Temp deg C	Pres	Seal	Frozen Date/Time	Analysis(*)
L2267777-01A	Vial HCl preserved	A	NA		3.3	Y	Absent		NYTCL-8260-R2(14)
L2267777-01B	Vial HCl preserved	A	NA		3.3	Y	Absent		NYTCL-8260-R2(14)
L2267777-01C	Vial HCl preserved	A	NA		3.3	Y	Absent		NYTCL-8260-R2(14)
L2267777-02A	Vial HCl preserved	A	NA		3.3	Y	Absent		NYTCL-8260-R2(14)
L2267777-02B	Vial HCl preserved	A	NA		3.3	Y	Absent		NYTCL-8260-R2(14)
L2267777-02C	Vial HCl preserved	A	NA		3.3	Y	Absent		NYTCL-8260-R2(14)
L2267777-03A	Vial HCl preserved	A	NA		3.3	Y	Absent		NYTCL-8260-R2(14)
L2267777-03B	Vial HCl preserved	A	NA		3.3	Y	Absent		NYTCL-8260-R2(14)
L2267777-03C	Vial HCl preserved	A	NA		3.3	Y	Absent		NYTCL-8260-R2(14)
L2267777-04A	Vial HCl preserved	A	NA		3.3	Y	Absent		NYTCL-8260-R2(14)
L2267777-04B	Vial HCl preserved	A	NA		3.3	Y	Absent		NYTCL-8260-R2(14)
L2267777-04C	Vial HCl preserved	A	NA		3.3	Y	Absent		NYTCL-8260-R2(14)
L2267777-05A	Vial HCl preserved	A	NA		3.3	Y	Absent		NYTCL-8260-R2(14)
L2267777-05B	Vial HCl preserved	A	NA		3.3	Y	Absent		NYTCL-8260-R2(14)
L2267777-05C	Vial HCl preserved	A	NA		3.3	Y	Absent		NYTCL-8260-R2(14)
L2267777-06A	Vial HCl preserved	A	NA		3.3	Y	Absent		NYTCL-8260-R2(14)
L2267777-06B	Vial HCl preserved	A	NA		3.3	Y	Absent		NYTCL-8260-R2(14)
L2267777-06C	Vial HCl preserved	A	NA		3.3	Y	Absent		NYTCL-8260-R2(14)
L2267777-07A	Vial HCl preserved	A	NA		3.3	Y	Absent		NYTCL-8260-R2(14)
L2267777-07B	Vial HCl preserved	A	NA		3.3	Y	Absent		NYTCL-8260-R2(14)
L2267777-07C	Vial HCl preserved	A	NA		3.3	Y	Absent		NYTCL-8260-R2(14)
L2267777-08A	Vial HCl preserved	A	NA		3.3	Y	Absent		NYTCL-8260-R2(14)
L2267777-08B	Vial HCl preserved	A	NA		3.3	Y	Absent		NYTCL-8260-R2(14)

*Values in parentheses indicate holding time in days



Project Name: Q4 GOWANDA 2022

Project Number: 14263.12

Serial_No:12152218:16

Lab Number: L2267777

Report Date: 12/15/22

Container Information

Container ID	Container Type	Cooler	Initial pH	Final pH	Temp deg C	Pres	Seal	Frozen Date/Time	Analysis(*)
L2267777-08C	Vial HCl preserved	A	NA		3.3	Y	Absent		NYTCL-8260-R2(14)
L2267777-09A	Vial HCl preserved	A	NA		3.3	Y	Absent		NYTCL-8260-R2(14)
L2267777-09B	Vial HCl preserved	A	NA		3.3	Y	Absent		NYTCL-8260-R2(14)
L2267777-09C	Vial HCl preserved	A	NA		3.3	Y	Absent		NYTCL-8260-R2(14)
L2267777-10A	Vial HCl preserved	A	NA		3.3	Y	Absent		NYTCL-8260-R2(14)
L2267777-10B	Vial HCl preserved	A	NA		3.3	Y	Absent		NYTCL-8260-R2(14)
L2267777-10C	Vial HCl preserved	A	NA		3.3	Y	Absent		NYTCL-8260-R2(14)
L2267777-11A	Vial HCl preserved	A	NA		3.3	Y	Absent		NYTCL-8260-R2(14)
L2267777-11B	Vial HCl preserved	A	NA		3.3	Y	Absent		NYTCL-8260-R2(14)
L2267777-11C	Vial HCl preserved	A	NA		3.3	Y	Absent		NYTCL-8260-R2(14)
L2267777-12A	Vial HCl preserved	A	NA		3.3	Y	Absent		NYTCL-8260-R2(14)
L2267777-12B	Vial HCl preserved	A	NA		3.3	Y	Absent		NYTCL-8260-R2(14)
L2267777-12C	Vial HCl preserved	A	NA		3.3	Y	Absent		NYTCL-8260-R2(14)
L2267777-13A	Vial HCl preserved	A	NA		3.3	Y	Absent		NYTCL-8260-R2(14)
L2267777-13B	Vial HCl preserved	A	NA		3.3	Y	Absent		NYTCL-8260-R2(14)
L2267777-13C	Vial HCl preserved	A	NA		3.3	Y	Absent		NYTCL-8260-R2(14)
L2267777-14A	Vial HCl preserved	A	NA		3.3	Y	Absent		NYTCL-8260-R2(14)
L2267777-14B	Vial HCl preserved	A	NA		3.3	Y	Absent		NYTCL-8260-R2(14)
L2267777-14C	Vial HCl preserved	A	NA		3.3	Y	Absent		NYTCL-8260-R2(14)
L2267777-15A	Vial HCl preserved	A	NA		3.3	Y	Absent		NYTCL-8260-R2(14)
L2267777-15B	Vial HCl preserved	A	NA		3.3	Y	Absent		NYTCL-8260-R2(14)
L2267777-15C	Vial HCl preserved	A	NA		3.3	Y	Absent		NYTCL-8260-R2(14)
L2267777-16A	Vial HCl preserved	A	NA		3.3	Y	Absent		NYTCL-8260-R2(14)
L2267777-16B	Vial HCl preserved	A	NA		3.3	Y	Absent		NYTCL-8260-R2(14)
L2267777-16C	Vial HCl preserved	A	NA		3.3	Y	Absent		NYTCL-8260-R2(14)
L2267777-17A	Vial HCl preserved	A	NA		3.3	Y	Absent		NYTCL-8260-R2(14)
L2267777-17B	Vial HCl preserved	A	NA		3.3	Y	Absent		NYTCL-8260-R2(14)
L2267777-17C	Vial HCl preserved	A	NA		3.3	Y	Absent		NYTCL-8260-R2(14)

Project Name: Q4 GOWANDA 2022
Project Number: 14263.12

Serial_No:12152218:16
Lab Number: L2267777
Report Date: 12/15/22

Container Information

Container ID	Container Type	Cooler	Initial pH	Final pH	Temp deg C	Pres	Seal	Frozen Date/Time	Analysis(*)
L2267777-18A	Vial HCl preserved	A	NA		3.3	Y	Absent		NYTCL-8260-R2(14)
L2267777-18B	Vial HCl preserved	A	NA		3.3	Y	Absent		NYTCL-8260-R2(14)
L2267777-18C	Vial HCl preserved	A	NA		3.3	Y	Absent		NYTCL-8260-R2(14)
L2267777-19A	Vial HCl preserved	A	NA		3.3	Y	Absent		NYTCL-8260-R2(14)
L2267777-19B	Vial HCl preserved	A	NA		3.3	Y	Absent		NYTCL-8260-R2(14)
L2267777-19C	Vial HCl preserved	A	NA		3.3	Y	Absent		NYTCL-8260-R2(14)
L2267777-20A	Vial HCl preserved	A	NA		3.3	Y	Absent		NYTCL-8260-R2(14)
L2267777-20B	Vial HCl preserved	A	NA		3.3	Y	Absent		NYTCL-8260-R2(14)
L2267777-20C	Vial HCl preserved	A	NA		3.3	Y	Absent		NYTCL-8260-R2(14)
L2267777-21A	Vial HCl preserved	A	NA		3.3	Y	Absent		NYTCL-8260-R2(14)
L2267777-21B	Vial HCl preserved	A	NA		3.3	Y	Absent		NYTCL-8260-R2(14)
L2267777-21C	Vial HCl preserved	A	NA		3.3	Y	Absent		NYTCL-8260-R2(14)
L2267777-22A	Vial HCl preserved	A	NA		3.3	Y	Absent		NYTCL-8260-R2(14)
L2267777-22B	Vial HCl preserved	A	NA		3.3	Y	Absent		NYTCL-8260-R2(14)
L2267777-22C	Vial HCl preserved	A	NA		3.3	Y	Absent		NYTCL-8260-R2(14)
L2267777-23A	Vial HCl preserved	A	NA		3.3	Y	Absent		NYTCL-8260-R2(14)
L2267777-23B	Vial HCl preserved	A	NA		3.3	Y	Absent		NYTCL-8260-R2(14)
L2267777-23C	Vial HCl preserved	A	NA		3.3	Y	Absent		NYTCL-8260-R2(14)
L2267777-24A	Vial HCl preserved	A	NA		3.3	Y	Absent		NYTCL-8260-R2(14)
L2267777-24B	Vial HCl preserved	A	NA		3.3	Y	Absent		NYTCL-8260-R2(14)
L2267777-24C	Vial HCl preserved	A	NA		3.3	Y	Absent		NYTCL-8260-R2(14)
L2267777-25A	Vial HCl preserved	A	NA		3.3	Y	Absent		NYTCL-8260-R2(14)
L2267777-25B	Vial HCl preserved	A	NA		3.3	Y	Absent		NYTCL-8260-R2(14)
L2267777-25C	Vial HCl preserved	A	NA		3.3	Y	Absent		NYTCL-8260-R2(14)
L2267777-26A	Vial HCl preserved	A	NA		3.3	Y	Absent		NYTCL-8260-R2(14)
L2267777-26B	Vial HCl preserved	A	NA		3.3	Y	Absent		NYTCL-8260-R2(14)
L2267777-26C	Vial HCl preserved	A	NA		3.3	Y	Absent		NYTCL-8260-R2(14)
L2267777-27A	Vial HCl preserved	A	NA		3.3	Y	Absent		NYTCL-8260-R2(14)

*Values in parentheses indicate holding time in days



Project Name: Q4 GOWANDA 2022

Project Number: 14263.12

Serial_No:12152218:16

Lab Number: L2267777

Report Date: 12/15/22

Container Information

Container ID	Container Type	Cooler	Initial pH	Final pH	Temp deg C	Pres	Seal	Frozen Date/Time	Analysis(*)
L2267777-27B	Vial HCl preserved	A	NA		3.3	Y	Absent		NYTCL-8260-R2(14)
L2267777-27C	Vial HCl preserved	A	NA		3.3	Y	Absent		NYTCL-8260-R2(14)
L2267777-28A	Vial HCl preserved	A	NA		3.3	Y	Absent		NYTCL-8260-R2(14)
L2267777-28B	Vial HCl preserved	A	NA		3.3	Y	Absent		NYTCL-8260-R2(14)
L2267777-28C	Vial HCl preserved	A	NA		3.3	Y	Absent		NYTCL-8260-R2(14)
L2267777-29A	Vial HCl preserved	A	NA		3.3	Y	Absent		NYTCL-8260-R2(14)
L2267777-29B	Vial HCl preserved	A	NA		3.3	Y	Absent		NYTCL-8260-R2(14)
L2267777-29C	Vial HCl preserved	A	NA		3.3	Y	Absent		NYTCL-8260-R2(14)
L2267777-30A	Vial HCl preserved	A	NA		3.3	Y	Absent		NYTCL-8260-R2(14)
L2267777-30B	Vial HCl preserved	A	NA		3.3	Y	Absent		NYTCL-8260-R2(14)
L2267777-30C	Vial HCl preserved	A	NA		3.3	Y	Absent		NYTCL-8260-R2(14)
L2267777-31A	Vial HCl preserved	A	NA		3.3	Y	Absent		NYTCL-8260-R2(14)
L2267777-31B	Vial HCl preserved	A	NA		3.3	Y	Absent		NYTCL-8260-R2(14)

Project Name: Q4 GOWANDA 2022
Project Number: 14263.12

Lab Number: L2267777
Report Date: 12/15/22

GLOSSARY

Acronyms

DL	- Detection Limit: This value represents the level to which target analyte concentrations are reported as estimated values, when those target analyte concentrations are quantified below the limit of quantitation (LOQ). The DL includes any adjustments from dilutions, concentrations or moisture content, where applicable. (DoD report formats only.)
EDL	- Estimated Detection Limit: This value represents the level to which target analyte concentrations are reported as estimated values, when those target analyte concentrations are quantified below the reporting limit (RL). The EDL includes any adjustments from dilutions, concentrations or moisture content, where applicable. The use of EDLs is specific to the analysis of PAHs using Solid-Phase Microextraction (SPME).
EMPC	- Estimated Maximum Possible Concentration: The concentration that results from the signal present at the retention time of an analyte when the ions meet all of the identification criteria except the ion abundance ratio criteria. An EMPC is a worst-case estimate of the concentration.
EPA	- Environmental Protection Agency.
LCS	- Laboratory Control Sample: A sample matrix, free from the analytes of interest, spiked with verified known amounts of analytes or a material containing known and verified amounts of analytes.
LCSD	- Laboratory Control Sample Duplicate: Refer to LCS.
LFB	- Laboratory Fortified Blank: A sample matrix, free from the analytes of interest, spiked with verified known amounts of analytes or a material containing known and verified amounts of analytes.
LOD	- Limit of Detection: This value represents the level to which a target analyte can reliably be detected for a specific analyte in a specific matrix by a specific method. The LOD includes any adjustments from dilutions, concentrations or moisture content, where applicable. (DoD report formats only.)
LOQ	- Limit of Quantitation: The value at which an instrument can accurately measure an analyte at a specific concentration. The LOQ includes any adjustments from dilutions, concentrations or moisture content, where applicable. (DoD report formats only.) Limit of Quantitation: The value at which an instrument can accurately measure an analyte at a specific concentration. The LOQ includes any adjustments from dilutions, concentrations or moisture content, where applicable. (DoD report formats only.)
MDL	- Method Detection Limit: This value represents the level to which target analyte concentrations are reported as estimated values, when those target analyte concentrations are quantified below the reporting limit (RL). The MDL includes any adjustments from dilutions, concentrations or moisture content, where applicable.
MS	- Matrix Spike Sample: A sample prepared by adding a known mass of target analyte to a specified amount of matrix sample for which an independent estimate of target analyte concentration is available. For Method 332.0, the spike recovery is calculated using the native concentration, including estimated values.
MSD	- Matrix Spike Sample Duplicate: Refer to MS.
NA	- Not Applicable.
NC	- Not Calculated: Term is utilized when one or more of the results utilized in the calculation are non-detect at the parameter's reporting unit.
NDPA/DPA	- N-Nitrosodiphenylamine/Diphenylamine.
NI	- Not Ignitable.
NP	- Non-Plastic: Term is utilized for the analysis of Atterberg Limits in soil.
NR	- No Results: Term is utilized when 'No Target Compounds Requested' is reported for the analysis of Volatile or Semivolatile Organic TIC only requests.
RL	- Reporting Limit: The value at which an instrument can accurately measure an analyte at a specific concentration. The RL includes any adjustments from dilutions, concentrations or moisture content, where applicable.
RPD	- Relative Percent Difference: The results from matrix and/or matrix spike duplicates are primarily designed to assess the precision of analytical results in a given matrix and are expressed as relative percent difference (RPD). Values which are less than five times the reporting limit for any individual parameter are evaluated by utilizing the absolute difference between the values; although the RPD value will be provided in the report.
SRM	- Standard Reference Material: A reference sample of a known or certified value that is of the same or similar matrix as the associated field samples.
STLP	- Semi-dynamic Tank Leaching Procedure per EPA Method 1315.
TEF	- Toxic Equivalency Factors: The values assigned to each dioxin and furan to evaluate their toxicity relative to 2,3,7,8-TCDD.
TEQ	- Toxic Equivalent: The measure of a sample's toxicity derived by multiplying each dioxin and furan by its corresponding TEF and then summing the resulting values.
TIC	- Tentatively Identified Compound: A compound that has been identified to be present and is not part of the target compound list (TCL) for the method and/or program. All TICs are qualitatively identified and reported as estimated concentrations.

Report Format: DU Report with 'J' Qualifiers



Project Name: Q4 GOWANDA 2022
Project Number: 14263.12

Lab Number: L2267777
Report Date: 12/15/22

Footnotes

- 1 - The reference for this analyte should be considered modified since this analyte is absent from the target analyte list of the original method.

Terms

Analytical Method: Both the document from which the method originates and the analytical reference method. (Example: EPA 8260B is shown as 1,8260B.) The codes for the reference method documents are provided in the References section of the Addendum.

Chlordane: The target compound Chlordane (CAS No. 57-74-9) is reported for GC ECD analyses. Per EPA, this compound "refers to a mixture of chlordane isomers, other chlorinated hydrocarbons and numerous other components." (Reference: USEPA Toxicological Review of Chlordane, In Support of Summary Information on the Integrated Risk Information System (IRIS), December 1997.)

Difference: With respect to Total Oxidizable Precursor (TOP) Assay analysis, the difference is defined as the Post-Treatment value minus the Pre-Treatment value.

Final pH: As it pertains to Sample Receipt & Container Information section of the report, Final pH reflects pH of container determined after adjustment at the laboratory, if applicable. If no adjustment required, value reflects Initial pH.

Frozen Date/Time: With respect to Volatile Organics in soil, Frozen Date/Time reflects the date/time at which associated Reagent Water-preserved vials were initially frozen. Note: If frozen date/time is beyond 48 hours from sample collection, value will be reflected in 'bold'.

Gasoline Range Organics (GRO): Gasoline Range Organics (GRO) results include all chromatographic peaks eluting from Methyl tert butyl ether through Naphthalene, with the exception of GRO analysis in support of State of Ohio programs, which includes all chromatographic peaks eluting from Hexane through Dodecane.

Initial pH: As it pertains to Sample Receipt & Container Information section of the report, Initial pH reflects pH of container determined upon receipt, if applicable.

PAH Total: With respect to Alkylated PAH analyses, the 'PAHs, Total' result is defined as the summation of results for all or a subset of the following compounds: Naphthalene, C1-C4 Naphthalenes, 2-Methylnaphthalene, 1-Methylnaphthalene, Biphenyl, Acenaphthylene, Acenaphthene, Fluorene, C1-C3 Fluorenes, Phenanthrene, C1-C4 Phenanthrenes/Anthracenes, Anthracene, Fluoranthene, Pyrene, C1-C4 Fluoranthenes/Pyrenes, Benz(a)anthracene, Chrysene, C1-C4 Chrysenes, Benzo(b)fluoranthene, Benzo(j)+(k)fluoranthene, Benzo(e)pyrene, Benzo(a)pyrene, Perylene, Indeno(1,2,3-cd)pyrene, Dibenz(ah)+(ac)anthracene, Benzo(g,h,i)perylene. If a 'Total' result is requested, the results of its individual components will also be reported.

PFAS Total: With respect to PFAS analyses, the 'PFAS, Total (5)' result is defined as the summation of results for: PFHpA, PFHxS, PFOA, PFNA and PFOS. In addition, the 'PFAS, Total (6)' result is defined as the summation of results for: PFHpA, PFHxS, PFOA, PFNA, PFDA and PFOS. For MassDEP DW compliance analysis only, the 'PFAS, Total (6)' result is defined as the summation of results at or above the RL. Note: If a 'Total' result is requested, the results of its individual components will also be reported.

Total: With respect to Organic analyses, a 'Total' result is defined as the summation of results for individual isomers or Aroclors. If a 'Total' result is requested, the results of its individual components will also be reported. This is applicable to 'Total' results for methods 8260, 8081 and 8082.

Data Qualifiers

- A** - Spectra identified as "Aldol Condensates" are byproducts of the extraction/concentration procedures when acetone is introduced in the process.
- B** - The analyte was detected above the reporting limit in the associated method blank. Flag only applies to associated field samples that have detectable concentrations of the analyte at less than ten times (10x) the concentration found in the blank. For MCP-related projects, flag only applies to associated field samples that have detectable concentrations of the analyte at less than ten times (10x) the concentration found in the blank. For DOD-related projects, flag only applies to associated field samples that have detectable concentrations of the analyte at less than ten times (10x) the concentration found in the blank AND the analyte was detected above one-half the reporting limit (or above the reporting limit for common lab contaminants) in the associated method blank. For NJ-Air-related projects, flag only applies to associated field samples that have detectable concentrations of the analyte above the reporting limit. For NJ-related projects (excluding Air), flag only applies to associated field samples that have detectable concentrations of the analyte, which was detected above the reporting limit in the associated method blank or above five times the reporting limit for common lab contaminants (Phthalates, Acetone, Methylene Chloride, 2-Butanone).
- C** - Co-elution: The target analyte co-elutes with a known lab standard (i.e. surrogate, internal standards, etc.) for co-extracted analyses.
- D** - Concentration of analyte was quantified from diluted analysis. Flag only applies to field samples that have detectable concentrations of the analyte.
- E** - Concentration of analyte exceeds the range of the calibration curve and/or linear range of the instrument.
- F** - The ratio of quantifier ion response to qualifier ion response falls outside of the laboratory criteria. Results are considered to be an estimated maximum concentration.
- G** - The concentration may be biased high due to matrix interferences (i.e. co-elution) with non-target compound(s). The result should be considered estimated.
- H** - The analysis of pH was performed beyond the regulatory-required holding time of 15 minutes from the time of sample collection.
- I** - The lower value for the two columns has been reported due to obvious interference.
- J** - Estimated value. The Target analyte concentration is below the quantitation limit (RL), but above the Method Detection Limit (MDL) or Estimated Detection Limit (EDL) for SPME-related analyses. This represents an estimated concentration for Tentatively

Report Format: DU Report with 'J' Qualifiers



Project Name: Q4 GOWANDA 2022
Project Number: 14263.12

Lab Number: L2267777
Report Date: 12/15/22

Data Qualifiers

Identified Compounds (TICs).

- M** - Reporting Limit (RL) exceeds the MCP CAM Reporting Limit for this analyte.
- ND** - Not detected at the method detection limit (MDL) for the sample, or estimated detection limit (EDL) for SPME-related analyses.
- NJ** - Presumptive evidence of compound. This represents an estimated concentration for Tentatively Identified Compounds (TICs), where the identification is based on a mass spectral library search.
- P** - The RPD between the results for the two columns exceeds the method-specified criteria.
- Q** - The quality control sample exceeds the associated acceptance criteria. For DOD-related projects, LCS and/or Continuing Calibration Standard exceedences are also qualified on all associated sample results. Note: This flag is not applicable for matrix spike recoveries when the sample concentration is greater than 4x the spike added or for batch duplicate RPD when the sample concentrations are less than 5x the RL. (Metals only.)
- R** - Analytical results are from sample re-analysis.
- RE** - Analytical results are from sample re-extraction.
- S** - Analytical results are from modified screening analysis.
- V** - The surrogate associated with this target analyte has a recovery outside the QC acceptance limits. (Applicable to MassDEP DW Compliance samples only.)
- Z** - The batch matrix spike and/or duplicate associated with this target analyte has a recovery/RPD outside the QC acceptance limits. (Applicable to MassDEP DW Compliance samples only.)

Report Format: DU Report with 'J' Qualifiers



Project Name: Q4 GOWANDA 2022
Project Number: 14263.12

Lab Number: L2267777
Report Date: 12/15/22

REFERENCES

- 1 Test Methods for Evaluating Solid Waste: Physical/Chemical Methods. EPA SW-846. Third Edition. Updates I - VI, 2018.

LIMITATION OF LIABILITIES

Alpha Analytical performs services with reasonable care and diligence normal to the analytical testing laboratory industry. In the event of an error, the sole and exclusive responsibility of Alpha Analytical shall be to re-perform the work at it's own expense. In no event shall Alpha Analytical be held liable for any incidental, consequential or special damages, including but not limited to, damages in any way connected with the use of, interpretation of, information or analysis provided by Alpha Analytical.

We strongly urge our clients to comply with EPA protocol regarding sample volume, preservation, cooling, containers, sampling procedures, holding time and splitting of samples in the field.



Certification Information

The following analytes are not included in our Primary NELAP Scope of Accreditation:

Westborough Facility

EPA 624/624.1: m/p-xylene, o-xylene, Naphthalene

EPA 625/625.1: alpha-Terpineol

EPA 8260C/8260D: NPW: 1,2,4,5-Tetramethylbenzene; 4-Ethyltoluene, Azobenzene; SCM: Iodomethane (methyl iodide), 1,2,4,5-Tetramethylbenzene; 4-Ethyltoluene.

EPA 8270D/8270E: NPW: Dimethylnaphthalene, 1,4-Diphenylhydrazine, alpha-Terpineol; SCM: Dimethylnaphthalene, 1,4-Diphenylhydrazine.

SM4500: NPW: Amenable Cyanide; SCM: Total Phosphorus, TKN, NO₂, NO₃.

Mansfield Facility

SM 2540D: TSS

EPA 8082A: NPW: PCB: 1, 5, 31, 87,101, 110, 141, 151, 153, 180, 183, 187.

EPA TO-15: Halothane, 2,4,4-Trimethyl-2-pentene, 2,4,4-Trimethyl-1-pentene, Thiophene, 2-Methylthiophene,

3-Methylthiophene, 2-Ethylthiophene, 1,2,3-Trimethylbenzene, Indan, Indene, 1,2,4,5-Tetramethylbenzene, Benzothiophene, 1-Methylnaphthalene.

Biological Tissue Matrix: EPA 3050B

The following analytes are included in our Massachusetts DEP Scope of Accreditation

Westborough Facility:

Drinking Water

EPA 300.0: Chloride, Nitrate-N, Fluoride, Sulfate; **EPA 353.2:** Nitrate-N, Nitrite-N; **SM4500NO3-F:** Nitrate-N, Nitrite-N; **SM4500F-C, SM4500CN-CE,**

EPA 180.1, SM2130B, SM4500CI-D, SM2320B, SM2540C, SM4500H-B, SM4500NO2-B

EPA 332: Perchlorate; **EPA 524.2:** THMs and VOCs; **EPA 504.1:** EDB, DBCP.

Microbiology: **SM9215B; SM9223-P/A, SM9223B-Colilert-QT, SM9222D.**

Non-Potable Water

SM4500H,B, EPA 120.1, SM2510B, SM2540C, SM2320B, SM4500CL-E, SM4500F-BC, SM4500NH3-BH: Ammonia-N and Kjeldahl-N, **EPA 350.1:**

Ammonia-N, **LCHAT 10-107-06-1-B:** Ammonia-N, **EPA 351.1, SM4500NO3-F, EPA 353.2:** Nitrate-N, **SM4500P-E, SM4500P-B, E, SM4500SO4-E,**

SM5220D, EPA 410.4, SM5210B, SM5310C, SM4500CL-D, EPA 1664, EPA 420.1, SM4500-CN-CE, SM2540D, EPA 300: Chloride, Sulfate, Nitrate.

EPA 624.1: Volatile Halocarbons & Aromatics,

EPA 608.3: Chlordane, Toxaphene, Aldrin, alpha-BHC, beta-BHC, gamma-BHC, delta-BHC, Dieldrin, DDD, DDE, DDT, Endosulfan I, Endosulfan II,

Endosulfan sulfate, Endrin, Endrin Aldehyde, Heptachlor, Heptachlor Epoxide, PCBs

EPA 625.1: SVOC (Acid/Base/Neutral Extractables), **EPA 600/4-81-045:** PCB-Oil.

Microbiology: **SM9223B-Colilert-QT; Enterolert-QT, SM9221E, EPA 1600, EPA 1603, SM9222D.**

Mansfield Facility:

Drinking Water

EPA 200.7: Al, Ba, Cd, Cr, Cu, Fe, Mn, Ni, Na, Ag, Ca, Zn. **EPA 200.8:** Al, Sb, As, Ba, Be, Cd, Cr, Cu, Pb, Mn, Ni, Se, Ag, TL, Zn. **EPA 245.1 Hg.**

EPA 522, EPA 537.1.

Non-Potable Water


EPA 200.7: Al, Sb, As, Be, Cd, Ca, Cr, Co, Cu, Fe, Pb, Mg, Mn, Mo, Ni, K, Se, Ag, Na, Sr, TL, Ti, V, Zn.


EPA 200.8: Al, Sb, As, Be, Cd, Cr, Cu, Fe, Pb, Mn, Ni, K, Se, Ag, Na, TL, Zn.

EPA 245.1 Hg.

SM2340B

For a complete listing of analytes and methods, please contact your Alpha Project Manager.

 NEW YORK CHAIN OF CUSTODY Westborough, MA 01581 8 Walkup Dr. TEL: 508-896-9220 FAX: 508-898-9193	NEW YORK CHAIN OF CUSTODY Mansfield, MA 02048 320 Forbes Blvd TEL: 508-822-9300 FAX: 508-822-3288	Service Centers Mahwah, NJ 07430: 35 Whitney Rd, Suite 5 Albany, NY 12205: 14 Walker Way Tonawanda, NY 14150: 275 Cooper Ave, Suite 105	Page 3 of 4	Date Rec'd in Lab 12/3/22	ALPHA Job # L2267777		
		Project Information Project Name: <u>QM CANANDA 2022</u> Project Location: <u>CANANDA, NY</u> Project # <u>14263.12</u> (Use Project name as Project #) <input type="checkbox"/>		Deliverables <input type="checkbox"/> ASP-A <input type="checkbox"/> ASP-B <input checked="" type="checkbox"/> EQUIS (1 File) <input type="checkbox"/> EQUIS (4 File) <input type="checkbox"/> Other		Billing Information <input type="checkbox"/> Same as Client Info PO #	
Client Information Client: <u>Berman</u> Address: <u>200 E Broad Street</u> <u>Prohler St, NY 14604</u> Phone: <u>607-743-1412</u> Fax: Email: <u>John@BermanFluor</u>		Project Manager: <u>ARISTINA CERENDELLI</u> ALPHAQuote #: Turn-Around Time Standard <input checked="" type="checkbox"/> Due Date: Rush (only if pre approved) <input type="checkbox"/> # of Days:		Regulatory Requirement <input type="checkbox"/> NY TOGS <input type="checkbox"/> NY Part 375 <input type="checkbox"/> AWQ Standards <input type="checkbox"/> NY CP-51 <input type="checkbox"/> NY Restricted Use <input type="checkbox"/> Other <input type="checkbox"/> NY Unrestricted Use <input type="checkbox"/> NYC Sewer Discharge		Disposal Site Information Please identify below location of applicable disposal facilities. Disposal Facility: <input type="checkbox"/> NJ <input type="checkbox"/> NY <input type="checkbox"/> Other:	
These samples have been previously analyzed by Alpha <input type="checkbox"/>		ANALYSIS		Sample Filtration <input type="checkbox"/> Done <input type="checkbox"/> Lab to do Preservation <input type="checkbox"/> Lab to do (Please Specify below) Sample Specific Comments			
Other project specific requirements/comments:		Please specify Metals or TAL.		Total Bottles			
ALPHA Lab ID (Lab Use Only)	Sample ID	Collection	Sample Matrix			Sampler's Initials	
		Date	Time				
<u>6777-21</u>	<u>MW-21</u>	<u>12/2/22</u>	<u>1240</u>			<u>GW</u>	<u>JW</u>
<u>22</u>	<u>DR-1</u>	<u>12/1/22</u>	<u>1349</u>			<u>GW</u>	<u>JW</u>
<u>23</u>	<u>DR-2</u>	<u>12/2/22</u>	<u>1243</u>			<u>GW</u>	<u>JW</u>
<u>24</u>	<u>DR-3</u>	<u>12/1/22</u>	<u>1432</u>			<u>GW</u>	<u>JW</u>
<u>25</u>	<u>DR-4</u>	<u>12/1/22</u>	<u>1158</u>			<u>GW</u>	<u>JW</u>
<u>26</u>	<u>G-1</u>	<u>12/1/22</u>	<u>1124</u>			<u>GW</u>	<u>JW</u>
<u>27</u>	<u>G-2</u>	<u>12/1/22</u>	<u>1000</u>			<u>GW</u>	<u>JW</u>
<u>28</u>	<u>G-3</u>	<u>12/2/22</u>	<u>1065</u>	<u>GW</u>	<u>JW</u>		
<u>29</u>	<u>MW-X</u>			<u>GW</u>	<u>JW</u>		
<u>30</u>	<u>EB</u>	<u>12/2/22</u>	<u>1250</u>	<u>W</u>	<u>JW</u>		
Preservative Code: A = None B = HCl C = HNO ₃ D = H ₂ SO ₄ E = NaOH F = MeOH G = NaHSO ₄ H = Na ₂ S ₂ O ₃ K/E = Zn Ac/NaOH O = Other		Container Code: P = Plastic A = Amber Glass V = Vial G = Glass B = Bacteria Cup C = Cube O = Other E = Encore D = BOD Bottle		Westboro: Certification No: MA935 Mansfield: Certification No: MA015			
		Relinquished By: <u>[Signature]</u> Date/Time: <u>12/2/22 1400</u> <u>[Signature]</u> <u>12/2/22 1510</u>		Received By: <u>[Signature]</u> Date/Time: <u>12/2/22 1400</u> <u>[Signature]</u> <u>12/3/22 0240</u>			
Form No: 01-25 HC (rev. 30-Sept-2013)		Please print clearly, legibly and completely. Samples can not be logged in and turnaround time clock will not start until any ambiguities are resolved. BY EXECUTING THIS COC, THE CLIENT HAS READ AND AGREES TO BE BOUND BY ALPHA'S TERMS & CONDITIONS. (See reverse side.)					

 NEW YORK CHAIN OF CUSTODY Westborough, MA 01581 8 Walkup Dr. TEL: 508-898-9220 FAX: 508-898-9193	NEW YORK CHAIN OF CUSTODY Mansfield, MA 02048 320 Forbes Blvd TEL: 508-822-9300 FAX: 508-822-3288	Service Centers Mahwah, NJ 07430: 35 Whitney Rd, Suite 5 Albany, NY 12205: 14 Walker Way Tonawanda, NY 14150: 275 Cooper Ave, Suite 105	Page 4 of 4	Date Rec'd in Lab 12/3/22	ALPHA Job # L226777					
		Project Information Project Name: QY LOWANDA 2022 Project Location: LOWANDA, NY Project # 14263.12 (Use Project name as Project #) <input type="checkbox"/>		Deliverables <input type="checkbox"/> ASP-A <input type="checkbox"/> ASP-B <input checked="" type="checkbox"/> EQUIS (1 File) <input type="checkbox"/> EQUIS (4 File) <input type="checkbox"/> Other		Billing Information <input type="checkbox"/> Same as Client Info PO #				
Client Information Client: BERGMAN Address: 280 E Broad Street Rochester, NY 14604 Phone: 607-743-1412 Fax: Email: JBERMAN@BERGMANPL.COM		Project Manager: ARIADNA Cherenodette ALPHAQuote #: Turn-Around Time Standard <input checked="" type="checkbox"/> Due Date: Rush (only if pre approved) <input type="checkbox"/> # of Days:		Regulatory Requirement <input type="checkbox"/> NY TOGS <input type="checkbox"/> NY Part 375 <input type="checkbox"/> AWQ Standards <input type="checkbox"/> NY CP-51 <input type="checkbox"/> NY Restricted Use <input type="checkbox"/> Other <input type="checkbox"/> NY Unrestricted Use <input type="checkbox"/> NYC Sewer Discharge		Disposal Site Information Please identify below location of applicable disposal facilities. Disposal Facility: <input type="checkbox"/> NJ <input type="checkbox"/> NY <input type="checkbox"/> Other:				
These samples have been previously analyzed by Alpha <input type="checkbox"/> Other project specific requirements/comments:				ANALYSIS 9728-771N 2852888						
Please specify Metals or TAL.										
ALPHA Lab ID (Lab Use Only)		Sample ID		Collection Date Time		Sample Matrix	Sampler's Initials	Sample Filtration <input type="checkbox"/> Done <input type="checkbox"/> Lab to do Preservation <input type="checkbox"/> Lab to do (Please Specify below)		Total Bottles
67777-31		TRIP BLANK		12/2/22		W	W	Sample Specific Comments		
Preservative Code: A = None B = HCl C = HNO ₃ D = H ₂ SO ₄ E = NaOH F = MeOH G = NaHSO ₄ H = Na ₂ S ₂ O ₃ K/E = Zn Ac/NaOH O = Other		Container Code: P = Plastic A = Amber Glass V = Vial G = Glass B = Bacteria Cup C = Cube O = Other E = Encore D = BOD Bottle		Westboro: Certification No: MA935 Mansfield: Certification No: MA015		Container Type G		Preservative		Please print clearly, legibly and completely. Samples can not be logged in and turnaround time clock will not start until any ambiguities are resolved. BY EXECUTING THIS COC, THE CLIENT HAS READ AND AGREES TO BE BOUND BY ALPHA'S TERMS & CONDITIONS. (See reverse side.)
Relinquished By: [Signature]		Date/Time: 12/2/22 1400		Received By: [Signature]		Date/Time: 12/3/22 0240				



FIELD FORMS

GROUNDWATER SAMPLING WORKSHEET



BERGMANN
ASSOCIATES ENGINEERS PLANNERS

PROJECT NAME: Gowanda Q4 2022
 Project Number: 14263.12
 Site Location: Gowanda, New York
 Sample Date: 12/2/2022
 Weather: 38 Degrees F
 Personnel: Justin L. O'Brien

GROUNDWATER SAMPLE POINT

Well Number: MW-1
 Location: _____
 Casing Diameter: 2"

Depth to water, below top of casing: 4.68
 Depth to bottom of the well: 16.02
 Length of water column in well: 11.34

Well Dia.	Volume/Foot
1"	= 0.041 gal/foot
2"	= 0.163 gal/foot
4"	= 0.653 gal/foot
6"	= 1.469 gal/foot
8"	= 2.611 gal/foot

Volume of water in well casing, gallons: 1.8484
 3 Well volumes (= length water column X gal/foot X 3): 5.55
 Actual volume purged prior to sampling: 5.75

Sampling Methodology: Hand bailing
 Sampling Equipment: Bailer

Well Recharged? N/A
 Required Analysis: _____

FIELD PARAMETER MEASUREMENTS

Parameter:	Accumulated Volume Purged in Gallons									
Turbidity	510.21	NTU								
Temperature	8	°C								
pH	7.05									
Conductivity	0.404	SPC ms/cm								
Oxygen	67.8	DO mg/L								
Salinity										

Time sample was collected: 7:18

COMMENTS _____

GROUNDWATER SAMPLING WORKSHEET



BERGMANN
ENGINEERS, PROFESSIONAL PLANNERS

PROJECT NAME: Gowanda Q4 2022
 Project Number: 14263.12
 Site Location: Gowanda, New York
 Sample Date: 12/2/2022
 Weather: 38 Degrees F
 Personnel: Justin L. O'Brien

GROUNDWATER SAMPLE POINT

Well Number: MW-2
 Location: _____
 Casing Diameter: 2"

Depth to water, below top of casing: 4.6
 Depth to bottom of the well: 17.15
 Length of water column in well: 12.55

Well Dia.	Volume/Foot
1"	0.041 gal/foot
2"	0.163 gal/foot
4"	0.653 gal/foot
6"	1.469 gal/foot
8"	2.611 gal/foot

Volume of water in well casing, gallons: 2.05
 3 Well volumes (= length water column X gal/foot X 3): 6.14
 Actual volume purged prior to sampling: 6.25
 Sampling Methodology: Hand bailing
 Sampling Equipment: Bailer

Well Recharged? N/A
 Required Analysis: _____

FIELD PARAMETER MEASUREMENTS

Parameter:	Accumulated Volume Purged in Gallons									
Turbidity	641.38	NTU								
Temperature	8.1	°C								
pH	8.45									
Conductivity	0.145	SPC ms/cm								
Oxygen	87	DO mg/L								
Salinity										

Time sample was collected: 7:47

COMMENTS _____

GROUNDWATER SAMPLING WORKSHEET



BERGMANN
ARCHITECTS ENGINEERS PLANNERS

PROJECT NAME: Gowanda Q4 2022
 Project Number: 14263.12
 Site Location: Gowanda, New York
 Sample Date: 12/2/2022
 Weather: 38 Degrees F
 Personnel: Justin L. O'Brien

GROUNDWATER SAMPLE POINT

Well Number: MW-3
 Location: _____
 Casing Diameter: 2"

Depth to water, below top of casing: 4.9
 Depth to bottom of the well: 16.30
 Length of water column in well: 11.40

Well Dia.	Volume/Foot
1"	= 0.041 gal/foot
2"	= 0.163 gal/foot
4"	= 0.653 gal/foot
6"	= 1.469 gal/foot
8"	= 2.611 gal/foot

Volume of water in well casing, gallons: 1.9
 3 Well volumes (= length water column X gal/foot X 3): 5.57
 Actual volume purged prior to sampling: 5.75

Sampling Methodology: Hand bailing
 Sampling Equipment: Bailer

Well Recharged? N/A
 Required Analysis: _____

FIELD PARAMETER MEASUREMENTS

Parameter:	Accumulated Volume Purged in Gallons									
Turbidity	554.37	NTU								
Temperature	12.5	°C								
pH	7.14									
Conductivity	0.181	SPC ms/cm								
Oxygen	7.14	DO mg/L								
Salinity										

Time sample was collected: 6:52

COMMENTS _____

GROUNDWATER SAMPLING WORKSHEET



BERGMANN
ASSOCIATES ENGINEERS PLANNERS

PROJECT NAME: Gowanda Q3 2022
Project Number: 14263.12
Site Location: Gowanda, New York
Sample Date: 9/30/2022
Weather: 50 Degrees F
Personnel: Justin L. O'Brien

GROUNDWATER SAMPLE POINT

Well Number: MW-4
Location: _____
Casing Diameter: 2"

Depth to water, below top of casing: 6.03
Depth to bottom of the well: 15.78
Length of water column in well: 9.75

Well Dia.	Volume/Foot
1"	0.041 gal/foot
2"	0.163 gal/foot
4"	0.653 gal/foot
6"	1.469 gal/foot
8"	2.611 gal/foot

Volume of water in well casing, gallons: 1.5893
3 Well volumes (= length water column X gal/foot X 3): 4.7678
Actual volume purged prior to sampling: 5

Sampling Methodology: Hand bailing
Sampling Equipment: Bailer

Well Recharged? N/A
Required Analysis: _____

FIELD PARAMETER MEASUREMENTS

Parameter:	Accumulated Volume Purged in Gallons									
Turbidity	456	NTU								
Temperature	9.1	°C								
pH	6.38									
Conductivity	0.603	SPC ms/cm								
Oxygen	46.2	DO mg/L								
Salinity										

Time sample was collected: 8:55

COMMENTS _____

GROUNDWATER SAMPLING WORKSHEET



BERGMANN
ARCHITECTS ENGINEERS PLANNERS

PROJECT NAME: Gowanda Q4 2022
 Project Number: 14263.12
 Site Location: Gowanda, New York
 Sample Date: 12/2/2022
 Weather: 38 Degrees F
 Personnel: Justin L. O'Brien

GROUNDWATER SAMPLE POINT

Well Number: MW-5
 Location: _____
 Casing Diameter: 2"

Depth to water, below top of casing: 9.8
 Depth to bottom of the well: 13.95
 Length of water column in well: 4.15

Well Dia.	Volume/Foot
1"	= 0.041 gal/foot
2"	= 0.163 gal/foot
4"	= 0.653 gal/foot
6"	= 1.469 gal/foot
8"	= 2.611 gal/foot

Volume of water in well casing, gallons: 0.68
 3 Well volumes (= length water column X gal/foot X 3): 2.03
 Actual volume purged prior to sampling: 2.25

Sampling Methodology: Hand bailing
 Sampling Equipment: Bailer

Well Recharged? N/A
 Required Analysis: _____

FIELD PARAMETER MEASUREMENTS

Parameter:	Accumulated Volume Purged in Gallons									
Turbidity	398	NTU								
Temperature	10.1	°C								
pH	6.98									
Conductivity	0.496	SPC ms/cm								
Oxygen	8.19	DO mg/L								
Salinity										

Time sample was collected: 9:30

COMMENTS _____

GROUNDWATER SAMPLING WORKSHEET



BERGMANN
ASSOCIATES ENGINEERS PLANNERS

PROJECT NAME: Gowanda Q4 2022
 Project Number: 14263.12
 Site Location: Gowanda, New York
 Sample Date: 12/2/2022
 Weather: 50 Degrees F
 Personnel: Justin L. O'Brien

GROUNDWATER SAMPLE POINT

Well Number: MW-6
 Location: _____
 Casing Diameter: 2"

Depth to water, below top of casing: 12.72
 Depth to bottom of the well: 22.88
 Length of water column in well: 10.16

Well Dia.	Volume/Foot
1"	= 0.041 gal/foot
2"	= 0.163 gal/foot
4"	= 0.653 gal/foot
6"	= 1.469 gal/foot
8"	= 2.611 gal/foot

Volume of water in well casing, gallons: 1.66
 3 Well volumes (= length water column X gal/foot X 3): 4.97
 Actual volume purged prior to sampling: 5.00

Sampling Methodology: Hand bailing
 Sampling Equipment: Bailer

Well Recharged? N/A
 Required Analysis: _____

FIELD PARAMETER MEASUREMENTS

Parameter:	Accumulated Volume Purged in Gallons									
Turbidity	2624	NTU								
Temperature	10.4	°C								
pH	7.13									
Conductivity	0.642	SPC ms/cm								
Oxygen	5.28	DO mg/L								
Salinity										

Time sample was collected: 10:55

COMMENTS _____

GROUNDWATER SAMPLING WORKSHEET



BERGMANN
ARCHITECTS ENGINEERS PLANNERS

PROJECT NAME: Gowanda Q4 2022
 Project Number: 14263.12
 Site Location: Gowanda, New York
 Sample Date: 12/1/2022
 Weather: 30 Degrees F
 Personnel: Justin L. O'Brien

GROUNDWATER SAMPLE POINT

Well Number: MW-7
 Location: _____
 Casing Diameter: 2"

Depth to water, below top of casing: 12.78
 Depth to bottom of the well: 21.8
 Length of water column in well: 9.02

Well Dia.	Volume/Foot
1"	= 0.041 gal/foot
2"	= 0.163 gal/foot
4"	= 0.653 gal/foot
6"	= 1.469 gal/foot
8"	= 2.611 gal/foot

Volume of water in well casing, gallons: 1.5
 3 Well volumes (= length water column X gal/foot X 3): 4.41
 Actual volume purged prior to sampling: 4.50

Sampling Methodology: Hand bailing
 Sampling Equipment: Bailer

Well Recharged? N/A
 Required Analysis: _____

FIELD PARAMETER MEASUREMENTS

Parameter:	Accumulated Volume Purged in Gallons									
Turbidity	3646	NTU								
Temperature	9.8	°C								
pH	6.94									
Conductivity	0.554	SPC ms/cm								
Oxygen	6.79	DO mg/L								
Salinity										

Time sample was collected: 15:08

COMMENTS _____

GROUNDWATER SAMPLING WORKSHEET

PROJECT NAME: Gowanda Q4 2022
 Project Number: 14263.12
 Site Location: Gowanda, New York
 Sample Date: 12/2/2022
 Weather: 38 Degrees F
 Personnel: Justin L. O'Brien



BERGMANN
 ARCHITECTS ENGINEERS PLANNERS

GROUNDWATER SAMPLE POINT

Well Number: MW-8
 Location: _____
 Casing Diameter: 2"

Depth to water, below top of casing: 10.4
 Depth to bottom of the well: 17.65
 Length of water column in well: 7.25

Well Dia.	Volume/Foot
1"	= 0.041 gal/foot
2"	= 0.163 gal/foot
4"	= 0.653 gal/foot
6"	= 1.469 gal/foot
8"	= 2.611 gal/foot

Volume of water in well casing, gallons: 1.18
 3 Well volumes (= length water column X gal/foot X 3): 3.545
 Actual volume purged prior to sampling: 3.75

Sampling Methodology: Hand bailing
 Sampling Equipment: Bailer

Well Recharged? N/A
 Required Analysis: _____

FIELD PARAMETER MEASUREMENTS

Parameter:	Accumulated Volume Purged in Gallons									
Turbidity	154.10	NTU								
Temperature	7.5	°C								
pH	6.94									
Conductivity	0.9	SPC ms/cm								
Oxygen	5.33	DO mg/L								
Salinity										

Time sample was collected: 8:35

COMMENTS _____

GROUNDWATER SAMPLING WORKSHEET



BERGMANN
ARCHITECTS ENGINEERS PLANNERS

PROJECT NAME: Gowanda Q4 2022
 Project Number: 14263.12
 Site Location: Gowanda, New York
 Sample Date: 12/1/2022
 Weather: 30 Degrees F
 Personnel: Justin L. O'Brien

GROUNDWATER SAMPLE POINT

Well Number: MW-9
 Location: _____
 Casing Diameter: 2"

Depth to water, below top of casing: 7.38
 Depth to bottom of the well: 20.96
 Length of water column in well: 13.58

Well Dia.	Volume/Foot
1"	= 0.041 gal/foot
2"	= 0.163 gal/foot
4"	= 0.653 gal/foot
6"	= 1.469 gal/foot
8"	= 2.611 gal/foot

Volume of water in well casing, gallons: 2.21
 3 Well volumes (= length water column X gal/foot X 3): 6.641
 Actual volume purged prior to sampling: 6.75

Sampling Methodology: Hand bailing
 Sampling Equipment: Bailer

Well Recharged? N/A
 Required Analysis: _____

FIELD PARAMETER MEASUREMENTS

Parameter:	Accumulated Volume Purged in Gallons									
Turbidity	2220	NTU								
Temperature	9.4	°C								
pH	6.73									
Conductivity	0.808	SPC ms/cm								
Oxygen	83.4	DO mg/L								
Salinity										

Time sample was collected: 15:30

COMMENTS _____

GROUNDWATER SAMPLING WORKSHEET



BERGMANN
ARCHITECTS ENGINEERS PLANNERS

PROJECT NAME: Gowanda Q4 2022
 Project Number: 14263.12
 Site Location: Gowanda, New York
 Sample Date: 12/2/2022
 Weather: 38 Degrees F
 Personnel: Justin L. O'Brien

GROUNDWATER SAMPLE POINT

Well Number: MW-10
 Location: _____
 Casing Diameter: 2"

Depth to water, below top of casing: 5.3
 Depth to bottom of the well: 19.44
 Length of water column in well: 14.14

Well Dia.	Volume/Foot
1"	= 0.041 gal/foot
2"	= 0.163 gal/foot
4"	= 0.653 gal/foot
6"	= 1.469 gal/foot
8"	= 2.611 gal/foot

Volume of water in well casing, gallons: 2.3
 3 Well volumes (= length water column X gal/foot X 3): 6.92
 Actual volume purged prior to sampling: 7

Sampling Methodology: Hand bailing
 Sampling Equipment: Bailer

Well Recharged? N/A
 Required Analysis: _____

FIELD PARAMETER MEASUREMENTS

Parameter:	Accumulated Volume Purged in Gallons									
Turbidity	233.93	NTU								
Temperature	7	°C								
pH	6.82									
Conductivity	0.45	SPC ms/cm								
Oxygen	8.02	DO mg/L								
Salinity										

Time sample was collected: 8:15

COMMENTS _____

GROUNDWATER SAMPLING WORKSHEET



BERGMANN
ARCHITECTS ENGINEERS PLANNERS

PROJECT NAME: Gowanda Q4 2022
 Project Number: 14263.12
 Site Location: Gowanda, New York
 Sample Date: 12/1/2022
 Weather: 30 Degrees F
 Personnel: Justin L. O'Brien

GROUNDWATER SAMPLE POINT

Well Number: MW-11
 Location: _____
 Casing Diameter: 2"

Depth to water, below top of casing: 4.93
 Depth to bottom of the well: 15.48
 Length of water column in well: 10.55

Well Dia.	Volume/Foot
1"	= 0.041 gal/foot
2"	= 0.163 gal/foot
4"	= 0.653 gal/foot
6"	= 1.469 gal/foot
8"	= 2.611 gal/foot

Volume of water in well casing, gallons: 1.7197
 3 Well volumes (= length water column X gal/foot X 3): 5.159
 Actual volume purged prior to sampling: 5.25
 Sampling Methodology: Hand bailing
 Sampling Equipment: Bailer

Well Recharged? N/A
 Required Analysis: _____

FIELD PARAMETER MEASUREMENTS

Parameter:	Accumulated Volume Purged in Gallons									
Turbidity	578.52	NTU								
Temperature	12.2	°C								
pH	7.48									
Conductivity	0.006	SPC ms/cm								
Oxygen	87.5	DO mg/L								
Salinity										

Time sample was collected: 14:01
MX-X from this well

COMMENTS

GROUNDWATER SAMPLING WORKSHEET



BERGMANN
ARCHITECTS ENGINEERS PLANNERS

PROJECT NAME: Gowanda Q4 2022
 Project Number: 14263.12
 Site Location: Gowanda, New York
 Sample Date: 12/1/2022
 Weather: 30 Degrees F
 Personnel: Justin L. O'Brien

GROUNDWATER SAMPLE POINT

Well Number: MW-12
 Location: _____
 Casing Diameter: 2"

Depth to water, below top of casing: 5.4
 Depth to bottom of the well: 17.38
 Length of water column in well: 11.98

Well Dia.	Volume/Foot
1"	0.041 gal/foot
2"	0.163 gal/foot
4"	0.653 gal/foot
6"	1.469 gal/foot
8"	2.611 gal/foot

Volume of water in well casing, gallons: 1.95
 3 Well volumes (= length water column X gal/foot X 3): 5.86
 Actual volume purged prior to sampling: 6
 Sampling Methodology: Hand bailing
 Sampling Equipment: Bailer

Well Recharged? N/A
 Required Analysis: _____

FIELD PARAMETER MEASUREMENTS

Parameter:	Accumulated Volume Purged in Gallons									
Turbidity	178.07	NTU								
Temperature	12.6	°C								
pH	7.03									
Conductivity	0.563	SPC ms/cm								
Oxygen	3.67	DO mg/L								
Salinity										

Time sample was collected: 13:00

COMMENTS _____

GROUNDWATER SAMPLING WORKSHEET



BERGMANN
AGGREGATE ENGINEERS PLANNERS

PROJECT NAME: Gowanda Q4 2022
 Project Number: 14263.12
 Site Location: Gowanda, New York
 Sample Date: 12/1/2022
 Weather: 30 Degrees F
 Personnel: Justin L. O'Brien

GROUNDWATER SAMPLE POINT

Well Number: MW-13
 Location: _____
 Casing Diameter: 2"

Depth to water, below top of casing: 5.7
 Depth to bottom of the well: 17.40
 Length of water column in well: 11.70

Well Dia.	Volume/Foot
1"	0.041 gal/foot
2"	0.163 gal/foot
4"	0.653 gal/foot
6"	1.469 gal/foot
8"	2.611 gal/foot

Volume of water in well casing, gallons: 1.9071
 3 Well volumes (= length water column X gal/foot X 3): 5.7213
 Actual volume purged prior to sampling: 5.75
 Sampling Methodology: Hand bailing
 Sampling Equipment: Bailer

Well Recharged? N/A
 Required Analysis: _____

FIELD PARAMETER MEASUREMENTS

Parameter:	Accumulated Volume Purged in Gallons									
Turbidity	427.42	NTU								
Temperature	14.4	°C								
pH	6.92									
Conductivity	0.43	SPC ms/cm								
Oxygen	3.95	DO mg/L								
Salinity										

Time sample was collected: 13:17

COMMENTS _____

GROUNDWATER SAMPLING WORKSHEET



BERGMANN
ARCHITECTS ENGINEERS PLANNERS

PROJECT NAME: Gowanda Q4 2022
 Project Number: 14263.12
 Site Location: Gowanda, New York
 Sample Date: 12/1/2022
 Weather: 30 Degrees F
 Personnel: Justin L. O'Brien

GROUNDWATER SAMPLE POINT

Well Number: MW-14
 Location: _____
 Casing Diameter: 2"

Depth to water, below top of casing: 9.65
 Depth to bottom of the well: 18.15
 Length of water column in well: 8.50

Well Dia.	Volume/Foot
1"	= 0.041 gal/foot
2"	= 0.163 gal/foot
4"	= 0.653 gal/foot
6"	= 1.469 gal/foot
8"	= 2.611 gal/foot

Volume of water in well casing, gallons: 1.39
 3 Well volumes (= length water column X gal/foot X 3): 4.16
 Actual volume purged prior to sampling: 4.25
 Sampling Methodology: Hand bailing
 Sampling Equipment: Bailer

Well Recharged? N/A
 Required Analysis: _____

FIELD PARAMETER MEASUREMENTS

Parameter:	Accumulated Volume Purged in Gallons									
Turbidity	1297.00	NTU								
Temperature	12.6	°C								
pH	7.01									
Conductivity	0.239	SPC ms/cm								
Oxygen	7.87	DO mg/L								
Salinity										

Time sample was collected: 12:15

COMMENTS _____

GROUNDWATER SAMPLING WORKSHEET



BERGMANN
ARCHITECTS ENGINEERS PLANNERS

PROJECT NAME: Gowanda Q4 2022
 Project Number: 14263.12
 Site Location: Gowanda, New York
 Sample Date: 12/1/2022
 Weather: 30 Degrees F
 Personnel: Justin L. O'Brien

GROUNDWATER SAMPLE POINT

Well Number: MW-15
 Location: _____
 Casing Diameter: 2"

Depth to water, below top of casing: 10.05
 Depth to bottom of the well: 19.80
 Length of water column in well: 9.75

Well Dia.	Volume/Foot
1"	= 0.041 gal/foot
2"	= 0.163 gal/foot
4"	= 0.653 gal/foot
6"	= 1.469 gal/foot
8"	= 2.611 gal/foot

Volume of water in well casing, gallons: 1.5893
 3 Well volumes (= length water column X gal/foot X 3): 4.77
 Actual volume purged prior to sampling: 5
 Sampling Methodology: Hand bailing
 Sampling Equipment: Bailer

Well Recharged? _____
 Required Analysis: _____

FIELD PARAMETER MEASUREMENTS

Parameter:	Accumulated Volume Purged in Gallons									
Turbidity	3250	NTU								
Temperature	13.1	°C								
pH	6.86									
Conductivity	0.541	SPC ms/cm								
Oxygen	6.03	DO mg/L								
Salinity										

Time sample was collected: 11:36

COMMENTS _____

GROUNDWATER SAMPLING WORKSHEET



BERGMANN
ADVISORS ENGINEERS PLANNERS

PROJECT NAME: Gowanda Q4 2022
 Project Number: 14263.12
 Site Location: Gowanda, New York
 Sample Date: 12/1/2022
 Weather: 30 Degrees F
 Personnel: Justin L. O'Brien

GROUNDWATER SAMPLE POINT

Well Number: MW-16
 Location: _____
 Casing Diameter: 2"

Depth to water, below top of casing: 12.43
 Depth to bottom of the well: 23.26
 Length of water column in well: 10.83

Well Dia.	Volume/Foot
1"	= 0.041 gal/foot
2"	= 0.163 gal/foot
4"	= 0.653 gal/foot
6"	= 1.469 gal/foot
8"	= 2.611 gal/foot

Volume of water in well casing, gallons: 1.7653
 3 Well volumes (= length water column X gal/foot X 3): 5.2959
 Actual volume purged prior to sampling: 5.33

Sampling Methodology: Hand bailing
 Sampling Equipment: Bailer

Well Recharged? N/A
 Required Analysis: _____

FIELD PARAMETER MEASUREMENTS

Parameter:	Accumulated Volume Purged in Gallons									
Turbidity	1870	NTU								
Temperature	10.6	°C								
pH	6.85									
Conductivity	0.533	SPC ms/cm								
Oxygen	7.77	DO mg/L								
Salinity										

Time sample was collected: 14:53

COMMENTS _____

GROUNDWATER SAMPLING WORKSHEET



BERGMANN
ARCHITECTS ENGINEERS PLANNERS

PROJECT NAME: Gowanda Q4 2022
 Project Number: 14263.12
 Site Location: Gowanda, New York
 Sample Date: 12/2/2022
 Weather: 38 Degrees F
 Personnel: Justin L. O'Brien

GROUNDWATER SAMPLE POINT

Well Number: MW-17
 Location: _____
 Casing Diameter: 2"

Depth to water, below top of casing: 12.65
 Depth to bottom of the well: 25.18
 Length of water column in well: 12.53

Well Dia.	Volume/Foot
1"	0.041 gal/foot
2"	0.163 gal/foot
4"	0.653 gal/foot
6"	1.469 gal/foot
8"	2.611 gal/foot

Volume of water in well casing, gallons: 2.0424
 3 Well volumes (= length water column X gal/foot X 3): 6.1272
 Actual volume purged prior to sampling: 6.25
 Sampling Methodology: Hand bailing
 Sampling Equipment: Bailer

Well Recharged? N/A
 Required Analysis: _____

FIELD PARAMETER MEASUREMENTS

Parameter:	Accumulated Volume Purged in Gallons									
Turbidity	229	NTU								
Temperature	10.2	°C								
pH	7.56									
Conductivity	0.52	SPC ms/cm								
Oxygen	7.45	DO mg/L								
Salinity										

Time sample was collected: 10:30

COMMENTS _____

GROUNDWATER SAMPLING WORKSHEET



BERGMANN
ASSOCIATES ENGINEERS PLANNERS

PROJECT NAME: Gowanda Q4 2022
 Project Number: 14263.12
 Site Location: Gowanda, New York
 Sample Date: 12/2/2022
 Weather: 38 Degrees F
 Personnel: Justin L. O'Brien

GROUNDWATER SAMPLE POINT

Well Number: MW-18
 Location: _____
 Casing Diameter: 2"

Depth to water, below top of casing: 8.5
 Depth to bottom of the well: 25.0
 Length of water column in well: 16.5

Well Dia.	Volume/Foot
1"	= 0.041 gal/foot
2"	= 0.163 gal/foot
4"	= 0.653 gal/foot
6"	= 1.469 gal/foot
8"	= 2.611 gal/foot

Volume of water in well casing, gallons: 2.6895
 3 Well volumes (= length water column X gal/foot X 3): 8.07
 Actual volume purged prior to sampling: 8.25
 Sampling Methodology: Hand bailing
 Sampling Equipment: Bailer

Well Recharged? _____
 Required Analysis: _____

FIELD PARAMETER MEASUREMENTS

Parameter:	Accumulated Volume Purged in Gallons									
Turbidity	463	NTU								
Temperature	11.4	°C								
pH	7.38									
Conductivity	0.656	SPC ms/cm								
Oxygen	87.5	DO mg/L								
Salinity										

Time sample was collected: 12:15

COMMENTS _____

GROUNDWATER SAMPLING WORKSHEET



BERGMANN
ARCHITECTS ENGINEERS PLANNERS

PROJECT NAME: Gowanda Q4 2022
 Project Number: 14263.12
 Site Location: Gowanda, New York
 Sample Date: 12/2/2022
 Weather: 38 Degrees F
 Personnel: Justin L. O'Brien

GROUNDWATER SAMPLE POINT

Well Number: MW-19R
 Location: _____
 Casing Diameter: 2"

Depth to water, below top of casing: 7.0
 Depth to bottom of the well: 17.67
 Length of water column in well: 10.67

Well Dia.	Volume/Foot
1"	0.041 gal/foot
2"	0.163 gal/foot
4"	0.653 gal/foot
6"	1.469 gal/foot
8"	2.611 gal/foot

Volume of water in well casing, gallons: 1.7
 3 Well volumes (= length water column X gal/foot X 3): 5.22
 Actual volume purged prior to sampling: 5.25
 Sampling Methodology: Hand bailing
 Sampling Equipment: Bailer

Well Recharged? N/A
 Required Analysis: _____

FIELD PARAMETER MEASUREMENTS

Parameter:	Accumulated Volume Purged in Gallons									
Turbidity	538	NTU								
Temperature	8.2	°C								
pH	7.02									
Conductivity	0.623	SPC ms/cm								
Oxygen	10.12	DO mg/L								
Salinity										

Time sample was collected: 11:40

COMMENTS _____

GROUNDWATER SAMPLING WORKSHEET



BERGMANN
ASSOCIATES ENGINEERS PLANNERS

PROJECT NAME: Gowanda Q4 2022
 Project Number: 14263.12
 Site Location: Gowanda, New York
 Sample Date: 12/2/2022
 Weather: 38 Degrees F
 Personnel: Justin L. O'Brien

GROUNDWATER SAMPLE POINT

Well Number: MW-20
 Location: _____
 Casing Diameter: 2"

Depth to water, below top of casing: 8.4
 Depth to bottom of the well: 14.75
 Length of water column in well: 6.35

Well Dia.	Volume/Foot
1"	= 0.041 gal/foot
2"	= 0.163 gal/foot
4"	= 0.653 gal/foot
6"	= 1.469 gal/foot
8"	= 2.611 gal/foot

Volume of water in well casing, gallons: 1.0351
 3 Well volumes (= length water column X gal/foot X 3): 3.1052
 Actual volume purged prior to sampling: 3.25

Sampling Methodology: Hand bailing
 Sampling Equipment: Bailer

Well Recharged? N/A
 Required Analysis: _____

FIELD PARAMETER MEASUREMENTS

Parameter:	Accumulated Volume Purged in Gallons									
Turbidity	71.05	NTU								
Temperature	9.3	°C								
pH	7.29									
Conductivity	8.72	SPC ms/cm								
Oxygen	76.2	DO mg/L								
Salinity										

Time sample was collected: 9:15

COMMENTS _____

GROUNDWATER SAMPLING WORKSHEET



BERGMANN
ADVISORS ENGINEERS PLANNERS

PROJECT NAME: Gowanda Q4 2022
 Project Number: 14263.12
 Site Location: Gowanda, New York
 Sample Date: 12/2/2022
 Weather: 38 Degrees F
 Personnel: Justin L. O'Brien

GROUNDWATER SAMPLE POINT

Well Number: MW-21
 Location: _____
 Casing Diameter: 2"

Depth to water, below top of casing: 9.6
 Depth to bottom of the well: 15.82
 Length of water column in well: 6.22

Well Dia.	Volume/Foot
1"	0.041 gal/foot
2"	0.163 gal/foot
4"	0.653 gal/foot
6"	1.469 gal/foot
8"	2.611 gal/foot

Volume of water in well casing, gallons: 1.0139
 3 Well volumes (= length water column X gal/foot X 3): 3.04
 Actual volume purged prior to sampling: 3.25

Sampling Methodology: Hand bailing
 Sampling Equipment: Bailer

Well Recharged? N/A
 Required Analysis: _____

FIELD PARAMETER MEASUREMENTS

Parameter:	Accumulated Volume Purged in Gallons									
Turbidity	688	NTU								
Temperature	7.5	°C								
pH	7.1									
Conductivity	0.507	SPC ms/cm								
Oxygen	8.37	DO mg/L								
Salinity										

Time sample was collected: 12:40

COMMENTS _____

GROUNDWATER SAMPLING WORKSHEET



BERGMANN
ASSOCIATES ENGINEERS PLANNERS

PROJECT NAME: Gowanda Q4 2022
 Project Number: 14263.12
 Site Location: Gowanda, New York
 Sample Date: 12/1/2022
 Weather: 30 Degrees F
 Personnel: Justin L. O'Brien

GROUNDWATER SAMPLE POINT

Well Number: DR-1
 Location: _____
 Casing Diameter: 4"

Depth to water, below top of casing: 5.15
 Depth to bottom of the well: 18.06
 Length of water column in well: 12.91

Well Dia.	Volume/Foot
1"	0.041 gal/foot
2"	0.163 gal/foot
4"	0.653 gal/foot
6"	1.469 gal/foot
8"	2.611 gal/foot

Volume of water in well casing, gallons: 8.4302
 3 Well volumes (= length water column X gal/foot X 3): 25.291
 Actual volume purged prior to sampling: 25.33

Sampling Methodology: Hand bailing
 Sampling Equipment: Bailer

Well Recharged? N/A
 Required Analysis: _____

FIELD PARAMETER MEASUREMENTS

Parameter:	Accumulated Volume Purged in Gallons									
Turbidity	4426	NTU								
Temperature	13.2	°C								
pH	7.02									
Conductivity	0.611	SPC ms/cm								
Oxygen	4.94	DO mg/L								
Salinity										

Time sample was collected: 13:49

COMMENTS _____

GROUNDWATER SAMPLING WORKSHEET



BERGMANN
ARCHITECTS ENGINEERS PLANNERS

PROJECT NAME: Gowanda Q4 2022
 Project Number: 14263.12
 Site Location: Gowanda, New York
 Sample Date: 12/1/2022
 Weather: 30 Degrees F
 Personnel: Justin L. O'Brien

GROUNDWATER SAMPLE POINT

Well Number: DR-2
 Location: _____
 Casing Diameter: 4"

Depth to water, below top of casing: 6
 Depth to bottom of the well: 18.06
 Length of water column in well: 12.06

Well Dia.	Volume/Foot
1"	0.041 gal/foot
2"	0.163 gal/foot
4"	0.653 gal/foot
6"	1.469 gal/foot
8"	2.611 gal/foot

Volume of water in well casing, gallons: 7.8752
 3 Well volumes (= length water column X gal/foot X 3): 23.63
 Actual volume purged prior to sampling: 23.75

Sampling Methodology: Hand bailing
 Sampling Equipment: Bailer

Well Recharged? N/A
 Required Analysis: _____

FIELD PARAMETER MEASUREMENTS

Parameter:	Accumulated Volume Purged in Gallons									
Turbidity	300.42	NTU								
Temperature	13.3	°C								
pH	7.2									
Conductivity	0.568	SPC ms/cm								
Oxygen	7.13	DO mg/L								
Salinity										

Time sample was collected: 12:43

COMMENTS _____

GROUNDWATER SAMPLING WORKSHEET

PROJECT NAME: Gowanda Q4 2022
 Project Number: 14263.12
 Site Location: Gowanda, New York
 Sample Date: 12/1/2022
 Weather: 30 Degrees F
 Personnel: Justin L. O'Brien



BERGMANN
 ARCHITECTS ENGINEERS PLANNERS

GROUNDWATER SAMPLE POINT

Well Number: DR-3
 Location: _____
 Casing Diameter: 4"

Depth to water, below top of casing: 11.02
 Depth to bottom of the well: 20.45
 Length of water column in well: 9.43

Well Dia.	Volume/Foot
1"	0.041 gal/foot
2"	0.163 gal/foot
4"	0.653 gal/foot
6"	1.469 gal/foot
8"	2.611 gal/foot

Volume of water in well casing, gallons: 6.2
 3 Well volumes (= length water column X gal/foot X 3): 18.473
 Actual volume purged prior to sampling: 18.5

Sampling Methodology: Hand bailing
 Sampling Equipment: Bailer

Well Recharged? N/A
 Required Analysis: _____

FIELD PARAMETER MEASUREMENTS

Parameter:	Accumulated Volume Purged in Gallons									
Turbidity	1485	NTU								
Temperature	13.8	°C								
pH	7.01									
Conductivity	0.604	SPC ms/cm								
Oxygen	6.63	DO mg/L								
Salinity										

Time sample was collected: 14:32

COMMENTS _____

GROUNDWATER SAMPLING WORKSHEET



BERGMANN
ASSOCIATES ENGINEERS PLANNERS

PROJECT NAME: Gowanda Q4 2022
 Project Number: 14263.12
 Site Location: Gowanda, New York
 Sample Date: 12/1/2022
 Weather: 30 Degrees F
 Personnel: Justin L. O'Brien

GROUNDWATER SAMPLE POINT

Well Number: DR-4
 Location: _____
 Casing Diameter: 4"

Depth to water, below top of casing: 10.95
 Depth to bottom of the well: 19.69
 Length of water column in well: 8.74

Well Dia.	Volume/Foot
1"	= 0.041 gal/foot
2"	= 0.163 gal/foot
4"	= 0.653 gal/foot
6"	= 1.469 gal/foot
8"	= 2.611 gal/foot

Volume of water in well casing, gallons: 5.71
 3 Well volumes (= length water column X gal/foot X 3): 17.12
 Actual volume purged prior to sampling: 17.25

Sampling Methodology: _____
 Sampling Equipment: Hand bailer

Well Recharged? N/A
 Required Analysis: _____

FIELD PARAMETER MEASUREMENTS

Parameter:	Accumulated Volume Purged in Gallons									
Turbidity	188.73	NTU								
Temperature	14.01	°C								
pH	6.91									
Conductivity	0.521	SPC ms/cm								
Oxygen	2.82	DO mg/L								
Salinity										

Time sample was collected: 11:58

COMMENTS _____

GROUNDWATER SAMPLING WORKSHEET



BERGMANN
ARCHITECTS ENGINEERS PLANNERS

PROJECT NAME: Gowanda Q4 2022
 Project Number: 14263.12
 Site Location: Gowanda, New York
 Sample Date: 12/1/2022
 Weather: 30 Degrees F
 Personnel: Justin L. O'Brien

GROUNDWATER SAMPLE POINT

Well Number: G-1
 Location: _____
 Casing Diameter: 4"

Depth to water, below top of casing: 11.25
 Depth to bottom of the well: 22.98
 Length of water column in well: 11.73

Well Dia.	Volume/Foot
1"	= 0.041 gal/foot
2"	= 0.163 gal/foot
4"	= 0.653 gal/foot
6"	= 1.469 gal/foot
8"	= 2.611 gal/foot

Volume of water in well casing, gallons: 7.6597
 3 Well volumes (= length water column X gal/foot X 3): 22.979
 Actual volume purged prior to sampling: 23

Sampling Methodology: Hand bailing
 Sampling Equipment: Bailer

Well Recharged? N/A
 Required Analysis: _____

FIELD PARAMETER MEASUREMENTS

Parameter:	Accumulated Volume Purged in Gallons									
Turbidity	346.14	NTU								
Temperature	13.1	°C								
pH	7.02									
Conductivity	0.554	SPC ms/cm								
Oxygen	5.57	DO mg/L								
Salinity										

Time sample was collected: 11:24

COMMENTS _____

GROUNDWATER SAMPLING WORKSHEET



BERGMANN
ARCHITECTS ENGINEERS PLANNERS

PROJECT NAME: Gowanda Q4 2022
 Project Number: 14263.12
 Site Location: Gowanda, New York
 Sample Date: 12/1/2022
 Weather: 30 Degrees F
 Personnel: Justin L. O'Brien

GROUNDWATER SAMPLE POINT

Well Number: G-2
 Location: _____
 Casing Diameter: 4"

Depth to water, below top of casing: 11.15
 Depth to bottom of the well: 20.72
 Length of water column in well: 9.57

Well Dia.	Volume/Foot
1"	= 0.041 gal/foot
2"	= 0.163 gal/foot
4"	= 0.653 gal/foot
6"	= 1.469 gal/foot
8"	= 2.611 gal/foot

Volume of water in well casing, gallons: 6.2492
 3 Well volumes (= length water column X gal/foot X 3): 18.748
 Actual volume purged prior to sampling: 18.75

Sampling Methodology: Hand bailing
 Sampling Equipment: Bailer

Well Recharged? N/A
 Required Analysis: _____

FIELD PARAMETER MEASUREMENTS

Parameter:	Accumulated Volume Purged in Gallons									
Turbidity	486.31	NTU								
Temperature	11.1	°C								
pH	6.98									
Conductivity	0.53	SPC ms/cm								
Oxygen	6.71	DO mg/L								
Salinity										

Time sample was collected: 11:00

COMMENTS _____

GROUNDWATER SAMPLING WORKSHEET



BERGMANN
ARCHITECTS ENGINEERS PLANNERS

PROJECT NAME: Gowanda Q4 2022
 Project Number: 14263.12
 Site Location: Gowanda, New York
 Sample Date: 12/2/2022
 Weather: 38 Degrees F
 Personnel: Justin L. O'Brien

GROUNDWATER SAMPLE POINT

Well Number: G-3
 Location: _____
 Casing Diameter: 4"

Depth to water, below top of casing: 9.8
 Depth to bottom of the well: 18.15
 Length of water column in well: 8.35

Well Dia.	Volume/Foot
1"	= 0.041 gal/foot
2"	= 0.163 gal/foot
4"	= 0.653 gal/foot
6"	= 1.469 gal/foot
8"	= 2.611 gal/foot

Volume of water in well casing, gallons: 5.45
 3 Well volumes (= length water column X gal/foot X 3): 16.36
 Actual volume purged prior to sampling: 16.50

Sampling Methodology: Hand bailing
 Sampling Equipment: Bailer

Well Recharged? N/A
 Required Analysis: _____

FIELD PARAMETER MEASUREMENTS

Parameter:	Accumulated Volume Purged in Gallons									
Turbidity	557.26	NTU								
Temperature	9.4	°C								
pH	7.24									
Conductivity	0.542	SPC ms/cm								
Oxygen	7.9	DO mg/L								
Salinity										

Time sample was collected: 10:05

COMMENTS _____

