AMRO Environmental Laboratories Corporation

111 Herrick Street, Merrimack, NH 03054
TEL: (603) 424-2022 · FAX: (603) 429-8496

August 22, 2005

ANALYTICAL TEST RESULTS

Sean Groszkowski
Leggette, Brashears & Graham, Inc.
110 Corporate Park Drive
Suite 112
White Plains, NY 10604
TEL: 914-694-5711
FAX: 914-694-5744

Subject: Charlton Cleaners

Workorder No.: 0508058

Dear Sean Groszkowski:

AMRO Environmental Laboratories Corp. received 5 samples on 8/9/05 for the analyses presented in the following report.

AMRO operates a Quality Assurance Program which meets or exceeds National Environmental Laboratory Accreditation Conference (NELAC), state, and EPA requirements.

The enclosed Sample Receipt Checklist details the condition of your sample(s) upon receipt. Please be advised that any unused sample volume and sample extracts will be stored for a period of 60 days from sample receipt date (90 days for samples from New York). After this time, AMRO will properly dispose of the remaining sample(s). If you require further analysis, or need the samples held for a longer period, please contact us immediately.

This report consists of a total of 220 pages. This letter is an integral part of your data report. All results in this project relate only to the sample(s) as received by the laboratory and documented in the Chain-of-Custody. This report shall not be reproduced except in full, without the written approval of the laboratory. If you have any questions regarding this project in the future, please refer to the Workorder Number above.

Sincerely,

Nancy Stewart
Vice President

State Certifications: NH (NELAC): 1001, MA: M-NH012, CT: PH-0758, NY: 11278 (NELAC), ME: NH012 and 1001, NJ: NH125, RI: 00105, U.S. Army Corps of Engineers (USACE), Naval Facilities Engineering Service Center (NFESC).

Hard copy of the State Certification is available upon request.

AMRO ENVIRONMENTAL LABS 18th ANNIVERSARY 1987 2005 MERRIMACK, NH

AMRO Environmental Laboratories Corp.

Date: *15-Aug-05*

CLIENT: Leggette, Brashears & Graham, Inc.
Project: Charlton Cleaners
Lab Order: 0508058
Date Received: 8/9/05

Work Order Sample Summary

Lab Sample ID	Client Sample ID	Collection Date	Collection Time
0508058-01A	MW-7D	8/5/05	9:32 AM
0508058-02A	MW-10D	8/5/05	10:36 AM
0508058-03A	MW-10C	8/5/05	11:22 AM
0508058-04A	MW-10B	8/5/05	12:07 PM
0508058-05A	MW-10A	8/5/05	1:15 PM

TABLE OF CONTENTS
0508058

ITEM	PAGE NO.
Sample Summary	1
Dates Report	3
Chain of Custodies	4
Sample Receipt Checklist	8
Case Narrative	11
GC/MS VOLATILES - SOIL	14-220
Analytical Results Summaries	
System Monitoring Compound Recovery	
Water Volatile Matrix Spike/Matrix Spike Duplicate Recovery	
System Monitoring Spike Recovery	
Method Blank Summaries	
Tuning Results Summaries and Analytical Sequence	
Initial Calibration Summaries	
Continuing Calibration Summaries	
Internal Standard Summaries	
Raw data	
Miscellaneous data	

WORK ORDER SAMPLE SUMMARY& DATES REPORT

AMRO Environmental Laboratories Corp.

15-Aug-05

Lab Order: 0508058
Client: Leggette, Brashears & Graham, Inc.
Project: Charlton Cleaners

DATES REPORT

Sample ID	Client Sample ID	Collection Date	Matrix	Analytical Test Name / Preparatory Test Name	Prep Date	Analysis Date / Batch ID	TCLP Date
0508058-01A	MW-7D	8/5/05 9:32:00 AM	Aqueous	EPA 8260B VOLATILES by GC/MS		8/13/05	
				EPA 5030B	8/13/05	R29495	
0508058-02A	MW-10D	8/5/05 10:36:00 AM		EPA 8260B VOLATILES by GC/MS		8/13/05	
					8/13/05	R29495	
0508058-03A	MW-10C	8/5/05 11:22:00 AM		EPA 8260B VOLATILES by GC/MS		8/12/05	
					8/12/05	R29488	
0508058-04A	MW-10B	8/5/05 12:07:00 PM		EPA 8260B VOLATILES by GC/MS		8/12/05	
					8/12/05	R29488	
0508058-05A	MW-10A	8/5/05 1:15:00 PM		EPA 8260B VOLATILES by GC/MS		8/13/05	
					8/13/05	R29495	

CHAIN-OF-CUSTODY

AMRO Environmental Laboratories Corporation
111 Herrick Street
Merrimack, NH 03054

CHAIN-OF-CUSTODY RECORD

№ 52193

Office: (603) 424-2022
Fax: (603) 429-8496
web: www.amrolabs.com

Project No.:	Project Name: Charlton Cleaners	Project State: NY	Project Manager:	Samplers (Signature):	AMRO Project No.: 0508058
P.O.#:	Results Needed by:				
QUOTE #:	Seal Intact? Yes No N/A				

Sample ID.:	Date/Time Sampled	Matrix	Total # of Cont. & Size	Comp.	Grab	8260 (Full List) & MTBE Category B deliverables															Remarks
MW-7D	8/5/05 932	Water	3		X	X															
MW-10D	8/5/05 1036	↓	↓		X	X															
MW-10C	8/5/05 1122				X	X															
MW-10B	8/5/05 1207				X	X															
5 MW-10A	8/5/05 1315	↓	↓		X	X															

Preservative: Cl(HCl) MeOH, N-HN03, S-H2SO4, Na-NaOH, O- Other

Send Results To: Sean Groskowski
110 Corporate Park Dr. Ste. 112
White Plains, NY 10604

PHONE #: 914-694-5711 FAX #: 914-694-5744
E-mail: Groskowski@LBGNY.com

PRIORITY TURNAROUND TIME AUTHORIZATION
Before submitting samples for expedited TAT, you must *have a coded AUTHORIZATION NUMBER*
AUTHORIZATION No.: BY:

METALS 8 RCRA ☐ 13 PP ☐ 23 TAL ☐ 14 MCP ☐
Method: 6010 ☐ 200.7 ☐ Other Metals:
Dissolved Metals Field Filtered? YES ☐ NO ☐

MCP Presumptive Certainty Required? YES ☐ NO ☐

MCP Methods Needed: YES ☐ NO ☐

Required Reporting Limits: S-1 ☐ GW-1 ☐ S-2 ☐ GW-2 ☐ S-3 ☐ GW-3 ☐ Other:

AMRO report package level needed:

EDD required:

Relinquished By:	Date/Time	Received By
[signature]	8/8/05 1630	FED EX
FED EX	8-9-05 0900	C Cerley

Please print clearly, legibly and completely. Samples can not be logged in and the turnaround time clock will not start until any ambiguities are resolved.

Samples arriving after 12:00 noon will be tracked and billed as received on the following day.

AMRO policy requires notification in writing to the laboratory in cases where the samples were collected from highly contaminated sites.

KNOWN SITE CONTAMINATION:

White: Lab Copy Yellow: Accompanies Report Pink: Client Copy

SHEET OF

AMROCOC2004, Rev.3 08/18/04

INTERNAL CHAIN-OF-CUSTODY

AMRO Internal Chain of Custody Form

0508058

Client: Leggette, Brashears & Graham, Inc.
Project Name: Charlton Cleaners
Date Received: 8/9/2005
Date Due: 8/16/2005

Sample ID	Stored	Bottles	Bottle Type	Test	MS	Comments	Date / Time Out	By	Date / Time In
0508058-01A		3	VOAHCL	8260_W	☐		08/09/05 11:30	Uay	NP 2nd 08/13/0
0508058-02A		3	VOAHCL	8260_W	☐				
0508058-03A		3	VOAHCL	8260_W	☐				
0508058-04A		3	VOAHCL	8260_W	☐				
0508058-05A		3	VOAHCL	8260_W	☐		✓	✓	✓ 2nd 08/13/0

Comments: 5 DAYS

0508058

SAMPLE RECEIPT CHECKLIST

AMRO Environmental Laboratories Corporation

SAMPLE RECEIPT CHECKLIST

111 Herrick Street
Merrimack, NH 03054
(603) 424-2022

Client: LBG
Project Name: CHARLTON CLEANERS
Ship via: (circle one) Fed Ex., UPS , AMRO Courier, Hand Del., Other Courier, Other:

AMRO ID: 0508058
Date Rec.: 8-9-05
Date Due: 8-16-05

Items to be Checked Upon Receipt	Yes	No	NA	Comments
1. Army Samples received in individual plastic bags?			✓	
2. Custody Seals present?			✓	
3. Custody Seals Intact?			✓	
4. Air Bill included in folder if received?	✓			
5. Is COC included with samples?	✓			
6. Is COC signed and dated by client?	✓			
7. Laboratory receipt temperature. TEMP = 6°				
Samples rec. with ice ✓ ice packs___ neither___				
8. Were samples received the same day they were sampled?		✓		
Is client temperature **4°C ± 2°C**?	✓			
If no obtain authorization from the client for the analyses.				
Client authorization from: Date: Obtained by:				
9. Is the COC filled out correctly and completely?	✓			
10. Does the info on the COC match the samples?	✓			
11. Were samples rec. within holding time?	✓			
12. Were all samples properly labeled?	✓			
13. Were all samples properly preserved?	✓			
14. Were proper sample containers used?	✓			
15. Were all samples received intact? (none broken or leaking)	✓			
16. Were VOA vials rec. with no air bubbles?	✓			
17. Were the sample volumes sufficient for requested analysis?	✓			
18. Were all samples received?	✓			
19. VPH and VOA Soils only:			✓	
Sampling Method VPH (circle one): M=Methanol, E=EnCore (air-tight container)				
Sampling Method VOA (circle one): M=Methanol, SB=Sodium Bisulfate, E=EnCore, B=Bulk				
If M or SB:				
Does preservative cover the soil?				
If NO then client must be faxed.				
Does preservation level come close to the fill line on the vial?				
If NO then client must be faxed.				
Were vials provided by AMRO?				
If NO then weights MUST be obtained from client				
Was dry weight aliquot provided?				
If NO then fax client and inform the VOA lab ASAP.				
20. Subcontracted Samples:			✓	
What samples sent:				
Where sent:				
Date:				
Analysis:				
TAT:				
21. Information entered into:				
Internal Tracking Log?	✓			
Dry Weight Log?			✓	
Client Log?			✓	
Composite Log?			✓	
Filtration Log?			✓	

Received By: CC Date: 8-9-05 Logged in By: CC Date: 8-9-05
Labeled By: CC Date: 8-9-05 Checked By: MG Date: 8-9-05

NA= Not Applicable

AMRO Environmental
Laboratories Corporation

111 Herrick Street
Merrimack, NH 03054
(603) 424-2022

Please Circle if:
Sample= Soil
Sample= Waste

AMRO ID: 0508058

Sample ID	Analysis	Volume Sample	Preserv. Listed	Initial pH	Acceptable? Y or N	List Preserv. Added by AMRO	Solution ID # of Preserv.	Volume Preservative Added	Final adjusted pH
01A-05A	VOC	3-40ml	HCl	—	—				

pH Checked By: Date: pH adjusted By: Date:

qc/qcmemos/forms/samplerec Rev.18 06/00

CASE NARRATIVE

CASE NARRATIVE

No QC deviations were observed.

DATA COMMENT PAGE

Organic Data Qualifiers

ND	Indicates compound was analyzed for, but not detected at or above the reporting limit.
J	Indicates an estimated value. This flag is used either when estimating a concentration for tentatively identified compounds where a 1:1 response is assumed, or when the data indicates the presence of a compound that meets the identification criteria but the result is less than the sample quantitation limit but greater than the method detection limit.
H	Method prescribed holding time exceeded.
E	This flag identifies compounds whose concentrations exceed the calibration range of the instrument for that specific analysis.
B	This flag is used when the analyte is found in the associated blank as well as in the sample.
R	RPD outside accepted recovery limits
RL	Reporting limit; defined as the lowest concentration the laboratory can accurately quantitate.
S	Spike Recovery outside accepted recovery limits.
#	See Case Narrative

Micro Data Qualifiers

TNTC	Too numerous to count

Inorganic Data Qualifiers

ND or U	Indicates element was analyzed for, but not detected at or above the reporting limit.
J	Indicates a value greater than or equal to the method detection limit, but less than the quantitation limit.
H	Indicates analytical holding time exceedance.
B	Indicates that the analyte is found in the associated blank, as well as in the sample.
MSA	Indicates value determined by the Method of Standard Addition
E	This flag identifies compounds whose concentrations exceed the calibration range of the instrument for that specific analysis.
R	RPD outside accepted recovery limits
RL	Reporting limit; defined as the lowest concentration the laboratory can accurately quantitate.
S	Spike Recovery outside accepted recovery limits.
W	Post-digestion spike for Furnace AA analysis is out of control limits (85-115), while sample absorbance is less than 50% of spike absorbance.
*	Duplicate analysis not within control limits.
+	Indicates the correlation coefficient for the Method of Standard Addition is less than 0.995
#	See Case Narrative

Report Comments:

1. Soil, sediment and sludge sample results are reported on a "dry weight" basis.
2. Reporting limits are adjusted for sample size used, dilutions and moisture content, if applicable.

GC/MS VOLATILES

SW-846 METHOD 8260B

1A

VOLATILE ORGANICS ANALYSIS DATA SHEET

EPA SAMPLE NO.

MW-7D

Lab Name: AMRO Environmental Laboratories Cor Contract:

Lab Code: AMRO Case No.: SAS No.: _____ SDG No.: 0508058

Matrix: (soil/water) WATER

Lab Sample ID: 0508058-01A

Sample wt/vol: (g/mL) ML

Lab File ID: C:\HPCHEM\1\DATA\081305\G1853.D

Level: (low/med) LOW

Date Received: 08/09/05

% Moisture: not dec.

Date Analyzed: 08/13/05

GC Column: ID: (mm)

Dilution Factor: 1.00

Soil Extract Volume: _____ (mL)

Soil Aliquot Volume (μL)

CONCENTRATION UNITS:

CAS NO.	COMPOUND (μg/L or μg/Kg)	UG/L	Q
75-71-8	Dichlorodifluoromethane	5.0	U
74-87-3	Chloromethane	5.0	U
75-01-4	Vinyl chloride	2.0	U
75-00-3	Chloroethane	5.0	U
74-83-9	Bromomethane	2.0	U
75-69-4	Trichlorofluoromethane	2.0	U
60-29-7	Diethyl ether	5.0	U
67-64-1	Acetone	10	U
75-35-4	1,1-Dichloroethene	1.0	U
75-15-0	Carbon disulfide	2.0	U
75-09-2	Methylene chloride	5.0	U
1634-04-4	Methyl tert-butyl ether	2.0	U
156-60-5	trans-1,2-Dichloroethene	2.0	U
75-34-3	1,1-Dichloroethane	2.0	U
78-93-3	2-Butanone	10	U
594-20-7	2,2-Dichloropropane	2.0	U
156-59-2	cis-1,2-Dichloroethene	2.0	U
67-66-3	Chloroform	2.0	U
109-99-9	Tetrahydrofuran	10	U
74-97-5	Bromochloromethane	2.0	U
71-55-6	1,1,1-Trichloroethane	2.0	U
563-58-6	1,1-Dichloropropene	2.0	U
56-23-5	Carbon tetrachloride	2.0	U
107-06-2	1,2-Dichloroethane	2.0	U
71-43-2	Benzene	1.0	U
79-01-6	Trichloroethene	2.0	U
78-87-5	1,2-Dichloropropane	2.0	U
75-27-4	Bromodichloromethane	2.0	U
74-95-3	Dibromomethane	2.0	U
108-10-1	4-Methyl-2-pentanone	10	U
10061-01-5	cis-1,3-Dichloropropene	1.0	U
108-88-3	Toluene	2.0	U
10061-02-6	trans-1,3-Dichloropropene	1.0	U
79-00-5	1,1,2-Trichloroethane	2.0	U
106-93-4	1,2-Dibromoethane	2.0	U

1B

VOLATILE ORGANICS ANALYSIS DATA SHEET

EPA SAMPLE NO.

MW-7D

Lab Name: AMRO Environmental Laboratories Cor Contract:

Lab Code: AMRO Case No.: SAS No.: - SDG No.: 0508058

Matrix: (soil/water) WATER

Sample wt/vol: (g/mL) ML

Level: (low/med) LOW

% Moisture: not dec.

GC Column: ID: (mm)

Soil Extract Volume: (mL)

Lab Sample ID: 0508058-01A

Lab File ID: C:\HPCHEM\1\DATA\081305\G1853.D

Date Received: 08/09/05

Date Analyzed: 08/13/05

Dilution Factor: 1.00

Soil Aliquot Volume (μL)

CONCENTRATION UNITS: (μg/L or μg/Kg) UG/L

CAS NO.	COMPOUND	UG/L	Q
591-78-6	2-Hexanone	10	U
142-28-9	1,3-Dichloropropane	2.0	U
127-18-4	Tetrachloroethene	0.75	J
124-48-1	Dibromochloromethane	2.0	U
108-90-7	Chlorobenzene	2.0	U
630-20-6	1,1,1,2-Tetrachloroethane	2.0	U
100-41-4	Ethylbenzene	2.0	U
1330-20-7	m,p-Xylene	2.0	U
95-47-6	o-Xylene	2.0	U
100-42-5	Styrene	2.0	U
75-25-2	Bromoform	2.0	U
98-82-8	Isopropylbenzene	2.0	U
79-34-5	1,1,2,2-Tetrachloroethane	2.0	U
96-18-4	1,2,3-Trichloropropane	2.0	U
108-86-1	Bromobenzene	2.0	U
103-65-1	n-Propylbenzene	2.0	U
95-49-8	2-Chlorotoluene	2.0	U
106-43-4	4-Chlorotoluene	2.0	U
108-67-8	1,3,5-Trimethylbenzene	2.0	U
98-06-6	tert-Butylbenzene	2.0	U
95-63-6	1,2,4-Trimethylbenzene	2.0	U
135-98-8	sec-Butylbenzene	2.0	U
99-87-6	4-Isopropyltoluene	2.0	U
541-73-1	1,3-Dichlorobenzene	2.0	U
106-46-7	1,4-Dichlorobenzene	2.0	U
104-51-8	n-Butylbenzene	2.0	U
95-50-1	1,2-Dichlorobenzene	2.0	U
96-12-8	1,2-Dibromo-3-chloropropane	5.0	U
120-82-1	1,2,4-Trichlorobenzene	2.0	U
87-68-3	Hexachlorobutadiene	2.0	U
91-20-3	Naphthalene	5.0	U
87-61-6	1,2,3-Trichlorobenzene	2.0	U

1A

VOLATILE ORGANICS ANALYSIS DATA SHEET

EPA SAMPLE NO.

MW-7D

Lab Name: AMRO Environmental Laboratories Cor Contract:

Lab Code: AMRO Case No.: SAS No.: _____ SDG No.: 0508058

Matrix: (soil/water) WATER

Lab Sample ID: 0508058-01Amsdf

Sample wt/vol: (g/mL) ML

Lab File ID: C:\HPCHEM\1\DATA\081305\G1859.D

Level: (low/med) LOW

Date Received: 08/09/05

% Moisture: not dec.

Date Analyzed: 08/13/05

GC Column: ID: (mm)

Dilution Factor: 5.00

Soil Extract Volume: _____ (mL)

Soil Aliquot Volume (μL)

CONCENTRATION UNITS:

CAS NO.	COMPOUND (μg/L or μg/Kg)	UG/L	Q
75-71-8	Dichlorodifluoromethane	51	
74-87-3	Chloromethane	71	
75-01-4	Vinyl chloride	83	
75-00-3	Chloroethane	87	
74-83-9	Bromomethane	80	
75-69-4	Trichlorofluoromethane	100	
60-29-7	Diethyl ether	99	
67-64-1	Acetone	52	
75-35-4	1,1-Dichloroethene	110	
75-15-0	Carbon disulfide	98	
75-09-2	Methylene chloride	100	
1634-04-4	Methyl tert-butyl ether	97	
156-60-5	trans-1,2-Dichloroethene	110	
75-34-3	1,1-Dichloroethane	100	
78-93-3	2-Butanone	62	
594-20-7	2,2-Dichloropropane	130	
156-59-2	cis-1,2-Dichloroethene	100	
67-66-3	Chloroform	110	
109-99-9	Tetrahydrofuran	96	
74-97-5	Bromochloromethane	100	
71-55-6	1,1,1-Trichloroethane	120	
563-58-6	1,1-Dichloropropene	110	
56-23-5	Carbon tetrachloride	120	
107-06-2	1,2-Dichloroethane	100	
71-43-2	Benzene	100	
79-01-6	Trichloroethene	110	
78-87-5	1,2-Dichloropropane	100	
75-27-4	Bromodichloromethane	97	
74-95-3	Dibromomethane	100	
108-10-1	4-Methyl-2-pentanone	85	
10061-01-5	cis-1,3-Dichloropropene	92	
108-88-3	Toluene	110	
10061-02-6	trans-1,3-Dichloropropene	92	
79-00-5	1,1,2-Trichloroethane	96	
106-93-4	1,2-Dibromoethane	98	

1B

VOLATILE ORGANICS ANALYSIS DATA SHEET

EPA SAMPLE NO.

MW-7D

Lab Name: AMRO Environmental Laboratories Cor Contract:

Lab Code: AMRO Case No.: SAS No.: _____ SDG No.: 0508058

Matrix: (soil/water) WATER

Lab Sample ID: 0508058-01Amsdf

Sample wt/vol: (g/mL) ML

Lab File ID: C:\HPCHEM\1\DATA\081305\G1859.D

Level: (low/med) LOW

Date Received: 08/09/05

% Moisture: not dec.

Date Analyzed: 08/13/05

GC Column: ID: (mm)

Dilution Factor: 5.00

Soil Extract Volume: _____ (mL)

Soil Aliquot Volume (μL)

CONCENTRATION UNITS:

CAS NO.	COMPOUND (μg/L or μg/Kg)	UG/L	Q
591-78-6	2-Hexanone	65	
142-28-9	1,3-Dichloropropane	96	
127-18-4	Tetrachloroethene	110	
124-48-1	Dibromochloromethane	97	
108-90-7	Chlorobenzene	100	
630-20-6	1,1,1,2-Tetrachloroethane	99	
100-41-4	Ethylbenzene	100	
1330-20-7	m,p-Xylene	210	
95-47-6	o-Xylene	100	
100-42-5	Styrene	100	
75-25-2	Bromoform	98	
98-82-8	Isopropylbenzene	110	
79-34-5	1,1,2,2-Tetrachloroethane	94	
96-18-4	1,2,3-Trichloropropane	91	
108-86-1	Bromobenzene	100	
103-65-1	n-Propylbenzene	110	
95-49-8	2-Chlorotoluene	100	
106-43-4	4-Chlorotoluene	100	
108-67-8	1,3,5-Trimethylbenzene	110	
98-06-6	tert-Butylbenzene	120	
95-63-6	1,2,4-Trimethylbenzene	100	
135-98-8	sec-Butylbenzene	110	
99-87-6	4-Isopropyltoluene	110	
541-73-1	1,3-Dichlorobenzene	100	
106-46-7	1,4-Dichlorobenzene	100	
104-51-8	n-Butylbenzene	110	
95-50-1	1,2-Dichlorobenzene	100	
96-12-8	1,2-Dibromo-3-chloropropane	93	
120-82-1	1,2,4-Trichlorobenzene	110	
87-68-3	Hexachlorobutadiene	120	
91-20-3	Naphthalene	110	
87-61-6	1,2,3-Trichlorobenzene	100	

1A

VOLATILE ORGANICS ANALYSIS DATA SHEET

EPA SAMPLE NO.

MW-7D

Lab Name: AMRO Environmental Laboratories Cor Contract:

Lab Code: AMRO Case No.: SAS No.: SDG No.: 0508058

Matrix: (soil/water) WATER

Lab Sample ID: 0508058-01Amsf

Sample wt/vol: (g/mL) ML

Lab File ID: C:\HPCHEM\1\DATA\081305\G1858.D

Level: (low/med) LOW

Date Received: 08/09/05

% Moisture: not dec.

Date Analyzed: 08/13/05

GC Column: ID: (mm)

Dilution Factor: 5.00

Soil Extract Volume: (mL)

Soil Aliquot Volume (µL)

CONCENTRATION UNITS: (µg/L or µg/Kg) UG/L

CAS NO.	COMPOUND	UG/L	Q
75-71-8	Dichlorodifluoromethane	56	
74-87-3	Chloromethane	72	
75-01-4	Vinyl chloride	83	
75-00-3	Chloroethane	88	
74-83-9	Bromomethane	84	
75-69-4	Trichlorofluoromethane	100	
60-29-7	Diethyl ether	96	
67-64-1	Acetone	49	J
75-35-4	1,1-Dichloroethene	110	
75-15-0	Carbon disulfide	99	
75-09-2	Methylene chloride	110	
1634-04-4	Methyl tert-butyl ether	100	
156-60-5	trans-1,2-Dichloroethene	110	
75-34-3	1,1-Dichloroethane	99	
78-93-3	2-Butanone	60	
594-20-7	2,2-Dichloropropane	130	
156-59-2	cis-1,2-Dichloroethene	100	
67-66-3	Chloroform	110	
109-99-9	Tetrahydrofuran	94	
74-97-5	Bromochloromethane	100	
71-55-6	1,1,1-Trichloroethane	120	
563-58-6	1,1-Dichloropropene	100	
56-23-5	Carbon tetrachloride	120	
107-06-2	1,2-Dichloroethane	100	
71-43-2	Benzene	99	
79-01-6	Trichloroethene	100	
78-87-5	1,2-Dichloropropane	97	
75-27-4	Bromodichloromethane	97	
74-95-3	Dibromomethane	98	
108-10-1	4-Methyl-2-pentanone	88	
10061-01-5	cis-1,3-Dichloropropene	89	
108-88-3	Toluene	100	
10061-02-6	trans-1,3-Dichloropropene	92	
79-00-5	1,1,2-Trichloroethane	91	
106-93-4	1,2-Dibromoethane	96	

1B

VOLATILE ORGANICS ANALYSIS DATA SHEET

EPA SAMPLE NO.

MW-7D

Lab Name: AMRO Environmental Laboratories Cor Contract:

Lab Code: AMRO Case No.: SAS No.: _____ SDG No.: 0508058

Matrix: (soil/water) WATER

Lab Sample ID: 0508058-01Amsf

Sample wt/vol: (g/mL) ML

Lab File ID: C:\HPCHEM\1\DATA\081305\G1858.D

Level: (low/med) LOW

Date Received: 08/09/05

% Moisture: not dec.

Date Analyzed: 08/13/05

GC Column: ID: (mm)

Dilution Factor: 5.00

Soil Extract Volume: _____ (mL)

Soil Aliquot Volume (μL)

CONCENTRATION UNITS:

CAS NO.	COMPOUND	(μg/L or μg/Kg) UG/L	Q
591-78-6	2-Hexanone	66	
142-28-9	1,3-Dichloropropane	93	
127-18-4	Tetrachloroethene	110	
124-48-1	Dibromochloromethane	99	
108-90-7	Chlorobenzene	110	
630-20-6	1,1,1,2-Tetrachloroethane	100	
100-41-4	Ethylbenzene	110	
1330-20-7	m,p-Xylene	210	
95-47-6	o-Xylene	100	
100-42-5	Styrene	100	
75-25-2	Bromoform	97	
98-82-8	Isopropylbenzene	110	
79-34-5	1,1,2,2-Tetrachloroethane	91	
96-18-4	1,2,3-Trichloropropane	89	
108-86-1	Bromobenzene	100	
103-65-1	n-Propylbenzene	110	
95-49-8	2-Chlorotoluene	100	
106-43-4	4-Chlorotoluene	100	
108-67-8	1,3,5-Trimethylbenzene	110	
98-06-6	tert-Butylbenzene	120	
95-63-6	1,2,4-Trimethylbenzene	110	
135-98-8	sec-Butylbenzene	110	
99-87-6	4-Isopropyltoluene	110	
541-73-1	1,3-Dichlorobenzene	100	
106-46-7	1,4-Dichlorobenzene	100	
104-51-8	n-Butylbenzene	110	
95-50-1	1,2-Dichlorobenzene	100	
96-12-8	1,2-Dibromo-3-chloropropane	100	
120-82-1	1,2,4-Trichlorobenzene	100	
87-68-3	Hexachlorobutadiene	110	
91-20-3	Naphthalene	120	
87-61-6	1,2,3-Trichlorobenzene	99	

1A

VOLATILE ORGANICS ANALYSIS DATA SHEET

EPA SAMPLE NO.

MW-10D

Lab Name: AMRO Environmental Laboratories Cor Contract:

Lab Code: AMRO Case No.: SAS No.: _____ SDG No.: 0508058

Matrix: (soil/water) WATER

Lab Sample ID: 0508058-02A

Sample wt/vol: (g/mL) ML

Lab File ID: C:\HPCHEM\1\DATA\081305\G1854.D

Level: (low/med) LOW

Date Received: 08/09/05

% Moisture: not dec.

Date Analyzed: 08/13/05

GC Column: ID: (mm)

Dilution Factor: 1.00

Soil Extract Volume: _____ (mL)

Soil Aliquot Volume (µL)

CONCENTRATION UNITS:

CAS NO.	COMPOUND (µg/L or µg/Kg)	UG/L	Q
75-71-8	Dichlorodifluoromethane	5.0	U
74-87-3	Chloromethane	5.0	U
75-01-4	Vinyl chloride	2.0	U
75-00-3	Chloroethane	5.0	U
74-83-9	Bromomethane	2.0	U
75-69-4	Trichlorofluoromethane	2.0	U
60-29-7	Diethyl ether	5.0	U
67-64-1	Acetone	10	U
75-35-4	1,1-Dichloroethene	1.0	U
75-15-0	Carbon disulfide	2.0	U
75-09-2	Methylene chloride	5.0	U
1634-04-4	Methyl tert-butyl ether	2.0	U
156-60-5	trans-1,2-Dichloroethene	2.0	U
75-34-3	1,1-Dichloroethane	0.76	J
78-93-3	2-Butanone	10	U
594-20-7	2,2-Dichloropropane	2.0	U
156-59-2	cis-1,2-Dichloroethene	2.0	U
67-66-3	Chloroform	2.0	U
109-99-9	Tetrahydrofuran	10	U
74-97-5	Bromochloromethane	2.0	U
71-55-6	1,1,1-Trichloroethane	2.0	U
563-58-6	1,1-Dichloropropene	2.0	U
56-23-5	Carbon tetrachloride	2.0	U
107-06-2	1,2-Dichloroethane	2.0	U
71-43-2	Benzene	1.0	U
79-01-6	Trichloroethene	2.0	U
78-87-5	1,2-Dichloropropane	2.0	U
75-27-4	Bromodichloromethane	2.0	U
74-95-3	Dibromomethane	2.0	U
108-10-1	4-Methyl-2-pentanone	10	U
10061-01-5	cis-1,3-Dichloropropene	1.0	U
108-88-3	Toluene	2.0	U
10061-02-6	trans-1,3-Dichloropropene	1.0	U
79-00-5	1,1,2-Trichloroethane	2.0	U
106-93-4	1,2-Dibromoethane	2.0	U

1B

VOLATILE ORGANICS ANALYSIS DATA SHEET

EPA SAMPLE NO.

MW-10D

Lab Name: AMRO Environmental Laboratories Cor Contract:

Lab Code: AMRO Case No.: SAS No.: _____ SDG No.: 0508058

Matrix: (soil/water) WATER

Lab Sample ID: 0508058-02A

Sample wt/vol: (g/mL) ML

Lab File ID: C:\HPCHEM\1\DATA\081305\G1854.D

Level: (low/med) LOW

Date Received: 08/09/05

% Moisture: not dec.

Date Analyzed: 08/13/05

GC Column: ID: (mm)

Dilution Factor: 1.00

Soil Extract Volume: _____ (mL)

Soil Aliquot Volume (μL)

CONCENTRATION UNITS:

CAS NO.	COMPOUND (μg/L or μg/Kg)	UG/L	Q
591-78-6	2-Hexanone	10	U
142-28-9	1,3-Dichloropropane	2.0	U
127-18-4	Tetrachloroethene	2.0	U
124-48-1	Dibromochloromethane	2.0	U
108-90-7	Chlorobenzene	2.0	U
630-20-6	1,1,1,2-Tetrachloroethane	2.0	U
100-41-4	Ethylbenzene	2.0	U
1330-20-7	m,p-Xylene	2.0	U
95-47-6	o-Xylene	2.0	U
100-42-5	Styrene	2.0	U
75-25-2	Bromoform	2.0	U
98-82-8	Isopropylbenzene	2.0	U
79-34-5	1,1,2,2-Tetrachloroethane	2.0	U
96-18-4	1,2,3-Trichloropropane	2.0	U
108-86-1	Bromobenzene	2.0	U
103-65-1	n-Propylbenzene	2.0	U
95-49-8	2-Chlorotoluene	2.0	U
106-43-4	4-Chlorotoluene	2.0	U
108-67-8	1,3,5-Trimethylbenzene	2.0	U
98-06-6	tert-Butylbenzene	2.0	U
95-63-6	1,2,4-Trimethylbenzene	2.0	U
135-98-8	sec-Butylbenzene	2.0	U
99-87-6	4-Isopropyltoluene	2.0	U
541-73-1	1,3-Dichlorobenzene	2.0	U
106-46-7	1,4-Dichlorobenzene	2.0	U
104-51-8	n-Butylbenzene	2.0	U
95-50-1	1,2-Dichlorobenzene	2.0	U
96-12-8	1,2-Dibromo-3-chloropropane	5.0	U
120-82-1	1,2,4-Trichlorobenzene	2.0	U
87-68-3	Hexachlorobutadiene	2.0	U
91-20-3	Naphthalene	5.0	U
87-61-6	1,2,3-Trichlorobenzene	2.0	U

1A

VOLATILE ORGANICS ANALYSIS DATA SHEET

EPA SAMPLE NO.

MW-10C

Lab Name: AMRO Environmental Laboratories Cor Contract:

Lab Code: AMRO Case No.: SAS No.: _____ SDG No.: 0508058

Matrix: (soil/water) WATER

Sample wt/vol: 5 (g/mL) ML

Level: (low/med) LOW

% Moisture: not dec.

GC Column: HP-624 ID: 0.20 (mm)

Soil Extract Volume: _____ (mL)

Lab Sample ID: 0508058-03A

Lab File ID: C:\HPCHEM\1\DATA\081205\G1838.D

Date Received: 08/09/05

Date Analyzed: 08/12/05

Dilution Factor: 1.00

Soil Aliquot Volume (μL)

CONCENTRATION UNITS: (μg/L or μg/Kg) UG/L

CAS NO.	COMPOUND	UG/L	Q
75-71-8	Dichlorodifluoromethane	5.0	U
74-87-3	Chloromethane	5.0	U
75-01-4	Vinyl chloride	2.0	U
75-00-3	Chloroethane	5.0	U
74-83-9	Bromomethane	2.0	U
75-69-4	Trichlorofluoromethane	2.0	U
60-29-7	Diethyl ether	5.0	U
67-64-1	Acetone	10	U
75-35-4	1,1-Dichloroethene	1.0	U
75-15-0	Carbon disulfide	2.0	U
75-09-2	Methylene chloride	5.0	U
1634-04-4	Methyl tert-butyl ether	2.0	U
156-60-5	trans-1,2-Dichloroethene	2.0	U
75-34-3	1,1-Dichloroethane	0.53	J
78-93-3	2-Butanone	10	U
594-20-7	2,2-Dichloropropane	2.0	U
156-59-2	cis-1,2-Dichloroethene	2.0	U
67-66-3	Chloroform	2.0	U
109-99-9	Tetrahydrofuran	10	U
74-97-5	Bromochloromethane	2.0	U
71-55-6	1,1,1-Trichloroethane	2.0	U
563-58-6	1,1-Dichloropropene	2.0	U
56-23-5	Carbon tetrachloride	2.0	U
107-06-2	1,2-Dichloroethane	2.0	U
71-43-2	Benzene	1.0	U
79-01-6	Trichloroethene	2.0	U
78-87-5	1,2-Dichloropropane	2.0	U
75-27-4	Bromodichloromethane	2.0	U
74-95-3	Dibromomethane	2.0	U
108-10-1	4-Methyl-2-pentanone	10	U
10061-01-5	cis-1,3-Dichloropropene	1.0	U
108-88-3	Toluene	2.0	U
10061-02-6	trans-1,3-Dichloropropene	1.0	U
79-00-5	1,1,2-Trichloroethane	2.0	U
106-93-4	1,2-Dibromoethane	2.0	U

1B

VOLATILE ORGANICS ANALYSIS DATA SHEET

EPA SAMPLE NO.

MW-10C

Lab Name: AMRO Environmental Laboratories Cor Contract:

Lab Code: AMRO Case No.: SAS No.: _____ SDG No.: 0508058

Matrix: (soil/water) WATER

Lab Sample ID: 0508058-03A

Sample wt/vol: 5 (g/mL) ML

Lab File ID: C:\HPCHEM\1\DATA\081205\G1838.D

Level: (low/med) LOW

Date Received: 08/09/05

% Moisture: not dec.

Date Analyzed: 08/12/05

GC Column: HP-624 ID: 0.20 (mm)

Dilution Factor: 1.00

Soil Extract Volume: _____ (mL)

Soil Aliquot Volume (µL)

CONCENTRATION UNITS: (µg/L or µg/Kg) UG/L

CAS NO.	COMPOUND	UG/L	Q
591-78-6	2-Hexanone	10	U
142-28-9	1,3-Dichloropropane	2.0	U
127-18-4	Tetrachloroethene	2.0	U
124-48-1	Dibromochloromethane	2.0	U
108-90-7	Chlorobenzene	2.0	U
630-20-6	1,1,1,2-Tetrachloroethane	2.0	U
100-41-4	Ethylbenzene	2.0	U
1330-20-7	m,p-Xylene	2.0	U
95-47-6	o-Xylene	2.0	U
100-42-5	Styrene	2.0	U
75-25-2	Bromoform	2.0	U
98-82-8	Isopropylbenzene	2.0	U
79-34-5	1,1,2,2-Tetrachloroethane	2.0	U
96-18-4	1,2,3-Trichloropropane	2.0	U
108-86-1	Bromobenzene	2.0	U
103-65-1	n-Propylbenzene	2.0	U
95-49-8	2-Chlorotoluene	2.0	U
106-43-4	4-Chlorotoluene	2.0	U
108-67-8	1,3,5-Trimethylbenzene	2.0	U
98-06-6	tert-Butylbenzene	2.0	U
95-63-6	1,2,4-Trimethylbenzene	2.0	U
135-98-8	sec-Butylbenzene	2.0	U
99-87-6	4-Isopropyltoluene	2.0	U
541-73-1	1,3-Dichlorobenzene	2.0	U
106-46-7	1,4-Dichlorobenzene	2.0	U
104-51-8	n-Butylbenzene	2.0	U
95-50-1	1,2-Dichlorobenzene	2.0	U
96-12-8	1,2-Dibromo-3-chloropropane	5.0	U
120-82-1	1,2,4-Trichlorobenzene	2.0	U
87-68-3	Hexachlorobutadiene	2.0	U
91-20-3	Naphthalene	5.0	U
87-61-6	1,2,3-Trichlorobenzene	2.0	U

1A

VOLATILE ORGANICS ANALYSIS DATA SHEET

EPA SAMPLE NO.

MW-10B

Lab Name: AMRO Environmental Laboratories Cor Contract:

Lab Code: AMRO Case No.: SAS No.: _____ SDG No.: 0508058

Matrix: (soil/water) WATER

Lab Sample ID: 0508058-04A

Sample wt/vol: 5 (g/mL) ML

Lab File ID: C:\HPCHEM\1\DATA\081205\G1839.D

Level: (low/med) LOW

Date Received: 08/09/05

% Moisture: not dec.

Date Analyzed: 08/12/05

GC Column: HP-624 ID: 0.20 (mm)

Dilution Factor: 1.00

Soil Extract Volume: _____ (mL)

Soil Aliquot Volume (μL)

CONCENTRATION UNITS:

CAS NO.	COMPOUND (μg/L or μg/Kg)	UG/L	Q
75-71-8	Dichlorodifluoromethane	5.0	U
74-87-3	Chloromethane	5.0	U
75-01-4	Vinyl chloride	2.0	U
75-00-3	Chloroethane	5.0	U
74-83-9	Bromomethane	2.0	U
75-69-4	Trichlorofluoromethane	2.0	U
60-29-7	Diethyl ether	5.0	U
67-64-1	Acetone	10	U
75-35-4	1,1-Dichloroethene	1.0	U
75-15-0	Carbon disulfide	2.0	U
75-09-2	Methylene chloride	5.0	U
1634-04-4	Methyl tert-butyl ether	0.51	J
156-60-5	trans-1,2-Dichloroethene	2.0	U
75-34-3	1,1-Dichloroethane	2.0	U
78-93-3	2-Butanone	10	U
594-20-7	2,2-Dichloropropane	2.0	U
156-59-2	cis-1,2-Dichloroethene	2.0	U
67-66-3	Chloroform	2.0	U
109-99-9	Tetrahydrofuran	10	U
74-97-5	Bromochloromethane	2.0	U
71-55-6	1,1,1-Trichloroethane	2.0	U
563-58-6	1,1-Dichloropropene	2.0	U
56-23-5	Carbon tetrachloride	2.0	U
107-06-2	1,2-Dichloroethane	2.0	U
71-43-2	Benzene	1.0	U
79-01-6	Trichloroethene	2.0	U
78-87-5	1,2-Dichloropropane	2.0	U
75-27-4	Bromodichloromethane	2.0	U
74-95-3	Dibromomethane	2.0	U
108-10-1	4-Methyl-2-pentanone	10	U
10061-01-5	cis-1,3-Dichloropropene	1.0	U
108-88-3	Toluene	2.0	U
10061-02-6	trans-1,3-Dichloropropene	1.0	U
79-00-5	1,1,2-Trichloroethane	2.0	U
106-93-4	1,2-Dibromoethane	2.0	U

1B

VOLATILE ORGANICS ANALYSIS DATA SHEET

EPA SAMPLE NO.

MW-10B

Lab Name: AMRO Environmental Laboratories Cor Contract:

Lab Code: AMRO Case No.: SAS No.: _____ SDG No.: 0508058

Matrix: (soil/water) WATER

Lab Sample ID: 0508058-04A

Sample wt/vol: 5 (g/mL) ML

Lab File ID: C:\HPCHEM\1\DATA\081205\G1839.D

Level: (low/med) LOW

Date Received: 08/09/05

% Moisture: not dec.

Date Analyzed: 08/12/05

GC Column: HP-624 ID: 0.20 (mm)

Dilution Factor: 1.00

Soil Extract Volume: _____ (mL)

Soil Aliquot Volume (μL)

CONCENTRATION UNITS:

CAS NO.	COMPOUND	(μg/L or μg/Kg) UG/L	Q
591-78-6	2-Hexanone	10	U
142-28-9	1,3-Dichloropropane	2.0	U
127-18-4	Tetrachloroethene	2.0	U
124-48-1	Dibromochloromethane	2.0	U
108-90-7	Chlorobenzene	2.0	U
630-20-6	1,1,1,2-Tetrachloroethane	2.0	U
100-41-4	Ethylbenzene	2.0	U
1330-20-7	m,p-Xylene	2.0	U
95-47-6	o-Xylene	2.0	U
100-42-5	Styrene	2.0	U
75-25-2	Bromoform	2.0	U
98-82-8	Isopropylbenzene	2.0	U
79-34-5	1,1,2,2-Tetrachloroethane	2.0	U
96-18-4	1,2,3-Trichloropropane	2.0	U
108-86-1	Bromobenzene	2.0	U
103-65-1	n-Propylbenzene	2.0	U
95-49-8	2-Chlorotoluene	2.0	U
106-43-4	4-Chlorotoluene	2.0	U
108-67-8	1,3,5-Trimethylbenzene	2.0	U
98-06-6	tert-Butylbenzene	2.0	U
95-63-6	1,2,4-Trimethylbenzene	2.0	U
135-98-8	sec-Butylbenzene	2.0	U
99-87-6	4-Isopropyltoluene	2.0	U
541-73-1	1,3-Dichlorobenzene	2.0	U
106-46-7	1,4-Dichlorobenzene	2.0	U
104-51-8	n-Butylbenzene	2.0	U
95-50-1	1,2-Dichlorobenzene	2.0	U
96-12-8	1,2-Dibromo-3-chloropropane	5.0	U
120-82-1	1,2,4-Trichlorobenzene	2.0	U
87-68-3	Hexachlorobutadiene	2.0	U
91-20-3	Naphthalene	5.0	U
87-61-6	1,2,3-Trichlorobenzene	2.0	U

1A

VOLATILE ORGANICS ANALYSIS DATA SHEET

EPA SAMPLE NO.

MW-10A

Lab Name: AMRO Environmental Laboratories Cor Contract:

Lab Code: AMRO Case No.: SAS No.: _____ SDG No.: 0508058

Matrix: (soil/water) WATER

Lab Sample ID: 0508058-05A

Sample wt/vol: (g/mL) ML

Lab File ID: C:\HPCHEM\1\DATA\081305\G1857.D

Level: (low/med) LOW

Date Received: 08/09/05

% Moisture: not dec.

Date Analyzed: 08/13/05

GC Column: ID: (mm)

Dilution Factor: 1.00

Soil Extract Volume: _____ (mL)

Soil Aliquot Volume (μL)

CONCENTRATION UNITS:

CAS NO.	COMPOUND (μg/L or μg/Kg)	UG/L	Q
75-71-8	Dichlorodifluoromethane	5.0	U
74-87-3	Chloromethane	5.0	U
75-01-4	Vinyl chloride	2.0	U
75-00-3	Chloroethane	5.0	U
74-83-9	Bromomethane	2.0	U
75-69-4	Trichlorofluoromethane	2.0	U
60-29-7	Diethyl ether	5.0	U
67-64-1	Acetone	10	U
75-35-4	1,1-Dichloroethene	1.0	U
75-15-0	Carbon disulfide	2.0	U
75-09-2	Methylene chloride	5.0	U
1634-04-4	Methyl tert-butyl ether	0.60	J
156-60-5	trans-1,2-Dichloroethene	2.0	U
75-34-3	1,1-Dichloroethane	2.0	U
78-93-3	2-Butanone	10	U
594-20-7	2,2-Dichloropropane	2.0	U
156-59-2	cis-1,2-Dichloroethene	2.0	U
67-66-3	Chloroform	2.0	U
109-99-9	Tetrahydrofuran	10	U
74-97-5	Bromochloromethane	2.0	U
71-55-6	1,1,1-Trichloroethane	2.0	U
563-58-6	1,1-Dichloropropene	2.0	U
56-23-5	Carbon tetrachloride	2.0	U
107-06-2	1,2-Dichloroethane	2.0	U
71-43-2	Benzene	0.61	J
79-01-6	Trichloroethene	2.0	U
78-87-5	1,2-Dichloropropane	2.0	U
75-27-4	Bromodichloromethane	2.0	U
74-95-3	Dibromomethane	2.0	U
108-10-1	4-Methyl-2-pentanone	10	U
10061-01-5	cis-1,3-Dichloropropene	1.0	U
108-88-3	Toluene	2.0	U
10061-02-6	trans-1,3-Dichloropropene	1.0	U
79-00-5	1,1,2-Trichloroethane	2.0	U
106-93-4	1,2-Dibromoethane	2.0	U

1B

VOLATILE ORGANICS ANALYSIS DATA SHEET

EPA SAMPLE NO.

MW-10A

Lab Name: AMRO Environmental Laboratories Cor Contract:

Lab Code: AMRO Case No.: SAS No.: _____ SDG No.: 0508058

Matrix: (soil/water) WATER

Lab Sample ID: 0508058-05A

Sample wt/vol: (g/mL) ML

Lab File ID: C:\HPCHEM\1\DATA\081305\G1857.D

Level: (low/med) LOW

Date Received: 08/09/05

% Moisture: not dec.

Date Analyzed: 08/13/05

GC Column: ID: (mm)

Dilution Factor: 1.00

Soil Extract Volume: _____ (mL)

Soil Aliquot Volume (μL)

CONCENTRATION UNITS:

CAS NO.	COMPOUND	(μg/L or μg/Kg) UG/L	Q
591-78-6	2-Hexanone	10	U
142-28-9	1,3-Dichloropropane	2.0	U
127-18-4	Tetrachloroethene	2.0	U
124-48-1	Dibromochloromethane	2.0	U
108-90-7	Chlorobenzene	2.0	U
630-20-6	1,1,1,2-Tetrachloroethane	2.0	U
100-41-4	Ethylbenzene	30	
1330-20-7	m,p-Xylene	7.8	
95-47-6	o-Xylene	0.62	J
100-42-5	Styrene	2.0	U
75-25-2	Bromoform	2.0	U
98-82-8	Isopropylbenzene	13	
79-34-5	1,1,2,2-Tetrachloroethane	2.0	U
96-18-4	1,2,3-Trichloropropane	2.0	U
108-86-1	Bromobenzene	2.0	U
103-65-1	n-Propylbenzene	15	
95-49-8	2-Chlorotoluene	2.0	U
106-43-4	4-Chlorotoluene	2.0	U
108-67-8	1,3,5-Trimethylbenzene	4.4	
98-06-6	tert-Butylbenzene	0.57	J
95-63-6	1,2,4-Trimethylbenzene	20	
135-98-8	sec-Butylbenzene	7.1	
99-87-6	4-Isopropyltoluene	0.90	J
541-73-1	1,3-Dichlorobenzene	2.0	U
106-46-7	1,4-Dichlorobenzene	2.0	U
104-51-8	n-Butylbenzene	2.0	U
95-50-1	1,2-Dichlorobenzene	2.0	U
96-12-8	1,2-Dibromo-3-chloropropane	5.0	U
120-82-1	1,2,4-Trichlorobenzene	2.0	U
87-68-3	Hexachlorobutadiene	2.0	U
91-20-3	Naphthalene	140	
87-61-6	1,2,3-Trichlorobenzene	2.0	U

1A

VOLATILE ORGANICS ANALYSIS DATA SHEET

EPA SAMPLE NO.

lcsf-08/12/05

Lab Name: AMRO Environmental Laboratories Cor Contract:

Lab Code: AMRO Case No.: SAS No.: _____ SDG No.: 0508058

Matrix: (soil/water) WATER

Lab Sample ID: lcsf-08/12/05

Sample wt/vol: 5 (g/mL) ML

Lab File ID: C:\HPCHEM\1\DATA\081205\G1822.D

Level: (low/med) LOW

Date Received:

% Moisture: not dec.

Date Analyzed: 08/12/05

GC Column: HP-624 ID: 0.20 (mm)

Dilution Factor: 1.00

Soil Extract Volume: _____ (mL)

Soil Aliquot Volume (µL)

CONCENTRATION UNITS: (µg/L or µg/Kg) UG/L

CAS NO.	COMPOUND	UG/L	Q
75-71-8	Dichlorodifluoromethane	12	
74-87-3	Chloromethane	15	
75-01-4	Vinyl chloride	16	
75-00-3	Chloroethane	18	
74-83-9	Bromomethane	19	
75-69-4	Trichlorofluoromethane	21	
60-29-7	Diethyl ether	20	
67-64-1	Acetone	11	
75-35-4	1,1-Dichloroethene	24	
75-15-0	Carbon disulfide	20	
75-09-2	Methylene chloride	21	
1634-04-4	Methyl tert-butyl ether	20	
156-60-5	trans-1,2-Dichloroethene	22	
75-34-3	1,1-Dichloroethane	21	
78-93-3	2-Butanone	13	
594-20-7	2,2-Dichloropropane	30	
156-59-2	cis-1,2-Dichloroethene	21	
67-66-3	Chloroform	22	
109-99-9	Tetrahydrofuran	19	
74-97-5	Bromochloromethane	24	
71-55-6	1,1,1-Trichloroethane	24	
563-58-6	1,1-Dichloropropene	20	
56-23-5	Carbon tetrachloride	24	
107-06-2	1,2-Dichloroethane	23	
71-43-2	Benzene	20	
79-01-6	Trichloroethene	21	
78-87-5	1,2-Dichloropropane	19	
75-27-4	Bromodichloromethane	21	
74-95-3	Dibromomethane	22	
108-10-1	4-Methyl-2-pentanone	17	
10061-01-5	cis-1,3-Dichloropropene	18	
108-88-3	Toluene	20	
10061-02-6	trans-1,3-Dichloropropene	19	
79-00-5	1,1,2-Trichloroethane	19	
106-93-4	1,2-Dibromoethane	20	

1B

VOLATILE ORGANICS ANALYSIS DATA SHEET

EPA SAMPLE NO.

lcsf-08/12/05

Lab Name: AMRO Environmental Laboratories Cor Contract:

Lab Code: AMRO Case No.: SAS No.: SDG No.: 0508058

Matrix: (soil/water) WATER

Lab Sample ID: lcsf-08/12/05

Sample wt/vol: 5 (g/mL) ML

Lab File ID: C:\HPCHEM\1\DATA\081205\G1822.D

Level: (low/med) LOW

Date Received:

% Moisture: not dec.

Date Analyzed: 08/12/05

GC Column: HP-624 ID: 0.20 (mm)

Dilution Factor: 1.00

Soil Extract Volume: (mL)

Soil Aliquot Volume (μL)

CONCENTRATION UNITS: (μg/L or μg/Kg) UG/L

CAS NO.	COMPOUND	UG/L	Q
591-78-6	2-Hexanone	12	
142-28-9	1,3-Dichloropropane	19	
127-18-4	Tetrachloroethene	22	
124-48-1	Dibromochloromethane	20	
108-90-7	Chlorobenzene	21	
630-20-6	1,1,1,2-Tetrachloroethane	21	
100-41-4	Ethylbenzene	20	
1330-20-7	m,p-Xylene	41	
95-47-6	o-Xylene	19	
100-42-5	Styrene	19	
75-25-2	Bromoform	21	
98-82-8	Isopropylbenzene	20	
79-34-5	1,1,2,2-Tetrachloroethane	18	
96-18-4	1,2,3-Trichloropropane	18	
108-86-1	Bromobenzene	20	
103-65-1	n-Propylbenzene	20	
95-49-8	2-Chlorotoluene	19	
106-43-4	4-Chlorotoluene	19	
108-67-8	1,3,5-Trimethylbenzene	20	
98-06-6	tert-Butylbenzene	20	
95-63-6	1,2,4-Trimethylbenzene	19	
135-98-8	sec-Butylbenzene	20	
99-87-6	4-Isopropyltoluene	21	
541-73-1	1,3-Dichlorobenzene	20	
106-46-7	1,4-Dichlorobenzene	20	
104-51-8	n-Butylbenzene	20	
95-50-1	1,2-Dichlorobenzene	19	
96-12-8	1,2-Dibromo-3-chloropropane	18	
120-82-1	1,2,4-Trichlorobenzene	20	
87-68-3	Hexachlorobutadiene	22	
91-20-3	Naphthalene	18	
87-61-6	1,2,3-Trichlorobenzene	20	

1A

VOLATILE ORGANICS ANALYSIS DATA SHEET

EPA SAMPLE NO.

lcsf-08/13/05

Lab Name: AMRO Environmental Laboratories Cor Contract:

Lab Code: AMRO Case No.: SAS No.: _____ SDG No.: 0508058

Matrix: (soil/water) WATER

Lab Sample ID: lcsf-08/13/05

Sample wt/vol: (g/mL) ML

Lab File ID: C:\HPCHEM\1\DATA\081305\G1848.D

Level: (low/med) LOW

Date Received:

% Moisture: not dec.

Date Analyzed: 08/13/05

GC Column: ID: (mm)

Dilution Factor: 1.00

Soil Extract Volume: _____ (mL)

Soil Aliquot Volume (μL)

CONCENTRATION UNITS:

CAS NO.	COMPOUND (μg/L or μg/Kg)	UG/L	Q
75-71-8	Dichlorodifluoromethane	11	
74-87-3	Chloromethane	14	
75-01-4	Vinyl chloride	15	
75-00-3	Chloroethane	17	
74-83-9	Bromomethane	18	
75-69-4	Trichlorofluoromethane	21	
60-29-7	Diethyl ether	20	
67-64-1	Acetone	12	
75-35-4	1,1-Dichloroethene	23	
75-15-0	Carbon disulfide	20	
75-09-2	Methylene chloride	22	
1634-04-4	Methyl tert-butyl ether	20	
156-60-5	trans-1,2-Dichloroethene	21	
75-34-3	1,1-Dichloroethane	21	
78-93-3	2-Butanone	12	
594-20-7	2,2-Dichloropropane	30	
156-59-2	cis-1,2-Dichloroethene	21	
67-66-3	Chloroform	22	
109-99-9	Tetrahydrofuran	16	
74-97-5	Bromochloromethane	21	
71-55-6	1,1,1-Trichloroethane	24	
563-58-6	1,1-Dichloropropene	20	
56-23-5	Carbon tetrachloride	23	
107-06-2	1,2-Dichloroethane	22	
71-43-2	Benzene	20	
79-01-6	Trichloroethene	20	
78-87-5	1,2-Dichloropropane	19	
75-27-4	Bromodichloromethane	21	
74-95-3	Dibromomethane	21	
108-10-1	4-Methyl-2-pentanone	16	
10061-01-5	cis-1,3-Dichloropropene	18	
108-88-3	Toluene	21	
10061-02-6	trans-1,3-Dichloropropene	18	
79-00-5	1,1,2-Trichloroethane	19	
106-93-4	1,2-Dibromoethane	20	

1B

VOLATILE ORGANICS ANALYSIS DATA SHEET

EPA SAMPLE NO.

lcsf-08/13/05

Lab Name: AMRO Environmental Laboratories Cor Contract:

Lab Code: AMRO Case No.: SAS No.: _____ SDG No.: 0508058

Matrix: (soil/water) WATER

Lab Sample ID: lcsf-08/13/05

Sample wt/vol: (g/mL) ML

Lab File ID: C:\HPCHEM\1\DATA\081305\G1848.D

Level: (low/med) LOW

Date Received:

% Moisture: not dec.

Date Analyzed: 08/13/05

GC Column: ID: (mm)

Dilution Factor: 1.00

Soil Extract Volume: _____ (mL)

Soil Aliquot Volume (μL)

CONCENTRATION UNITS:

CAS NO.	COMPOUND	(μg/L or μg/Kg) UG/L	Q
591-78-6	2-Hexanone	11	
142-28-9	1,3-Dichloropropane	18	
127-18-4	Tetrachloroethene	20	
124-48-1	Dibromochloromethane	19	
108-90-7	Chlorobenzene	20	
630-20-6	1,1,1,2-Tetrachloroethane	20	
100-41-4	Ethylbenzene	19	
1330-20-7	m,p-Xylene	40	
95-47-6	o-Xylene	19	
100-42-5	Styrene	19	
75-25-2	Bromoform	19	
98-82-8	Isopropylbenzene	19	
79-34-5	1,1,2,2-Tetrachloroethane	16	
96-18-4	1,2,3-Trichloropropane	16	
108-86-1	Bromobenzene	19	
103-65-1	n-Propylbenzene	20	
95-49-8	2-Chlorotoluene	18	
106-43-4	4-Chlorotoluene	19	
108-67-8	1,3,5-Trimethylbenzene	20	
98-06-6	tert-Butylbenzene	20	
95-63-6	1,2,4-Trimethylbenzene	19	
135-98-8	sec-Butylbenzene	20	
99-87-6	4-Isopropyltoluene	20	
541-73-1	1,3-Dichlorobenzene	19	
106-46-7	1,4-Dichlorobenzene	20	
104-51-8	n-Butylbenzene	20	
95-50-1	1,2-Dichlorobenzene	19	
96-12-8	1,2-Dibromo-3-chloropropane	15	
120-82-1	1,2,4-Trichlorobenzene	19	
87-68-3	Hexachlorobutadiene	20	
91-20-3	Naphthalene	17	
87-61-6	1,2,3-Trichlorobenzene	18	

1A

VOLATILE ORGANICS ANALYSIS DATA SHEET

EPA SAMPLE NO.

mb-08/12/05

Lab Name: AMRO Environmental Laboratories Cor Contract:

Lab Code: AMRO Case No.: SAS No.: _____ SDG No.: 0508058

Matrix: (soil/water) WATER

Lab Sample ID: mb-08/12/05

Sample wt/vol: 5 (g/mL) ML

Lab File ID: C:\HPCHEM\1\DATA\081205\G1824.D

Level: (low/med) LOW

Date Received:

% Moisture: not dec.

Date Analyzed: 08/12/05

GC Column: HP-624 ID: 0.20 (mm)

Dilution Factor: 1.00

Soil Extract Volume: _____ (mL)

Soil Aliquot Volume (µL)

CONCENTRATION UNITS: (µg/L or µg/Kg) UG/L

CAS NO.	COMPOUND	UG/L	Q
75-71-8	Dichlorodifluoromethane	5.0	U
74-87-3	Chloromethane	3.0	U
75-01-4	Vinyl chloride	2.0	U
75-00-3	Chloroethane	5.0	U
74-83-9	Bromomethane	2.0	U
75-69-4	Trichlorofluoromethane	2.0	U
60-29-7	Diethyl ether	5.0	U
67-64-1	Acetone	10	U
75-35-4	1,1-Dichloroethene	1.0	U
75-15-0	Carbon disulfide	2.0	U
75-09-2	Methylene chloride	5.0	U
1634-04-4	Methyl tert-butyl ether	2.0	U
156-60-5	trans-1,2-Dichloroethene	2.0	U
75-34-3	1,1-Dichloroethane	2.0	U
78-93-3	2-Butanone	10	U
594-20-7	2,2-Dichloropropane	2.0	U
156-59-2	cis-1,2-Dichloroethene	2.0	U
67-66-3	Chloroform	2.0	U
109-99-9	Tetrahydrofuran	10	U
74-97-5	Bromochloromethane	2.0	U
71-55-6	1,1,1-Trichloroethane	2.0	U
563-58-6	1,1-Dichloropropene	2.0	U
56-23-5	Carbon tetrachloride	2.0	U
107-06-2	1,2-Dichloroethane	2.0	U
71-43-2	Benzene	1.0	U
79-01-6	Trichloroethene	2.0	U
78-87-5	1,2-Dichloropropane	2.0	U
75-27-4	Bromodichloromethane	2.0	U
74-95-3	Dibromomethane	2.0	U
108-10-1	4-Methyl-2-pentanone	10	U
10061-01-5	cis-1,3-Dichloropropene	1.0	U
108-88-3	Toluene	2.0	U
10061-02-6	trans-1,3-Dichloropropene	1.0	U
79-00-5	1,1,2-Trichloroethane	2.0	U
106-93-4	1,2-Dibromoethane	2.0	U

1B

VOLATILE ORGANICS ANALYSIS DATA SHEET

EPA SAMPLE NO.

mb-08/12/05

Lab Name: AMRO Environmental Laboratories Cor Contract:

Lab Code: AMRO Case No.: SAS No.: _____ SDG No.: 0508058

Matrix: (soil/water) WATER

Lab Sample ID: mb-08/12/05

Sample wt/vol: 5 (g/mL) ML

Lab File ID: C:\HPCHEM\1\DATA\081205\G1824.D

Level: (low/med) LOW

Date Received:

% Moisture: not dec.

Date Analyzed: 08/12/05

GC Column: HP-624 ID: 0.20 (mm)

Dilution Factor: 1.00

Soil Extract Volume: _____ (mL)

Soil Aliquot Volume (µL)

CONCENTRATION UNITS: (µg/L or µg/Kg) UG/L

CAS NO.	COMPOUND	UG/L	Q
591-78-6	2-Hexanone	10	U
142-28-9	1,3-Dichloropropane	2.0	U
127-18-4	Tetrachloroethene	2.0	U
124-48-1	Dibromochloromethane	2.0	U
108-90-7	Chlorobenzene	2.0	U
630-20-6	1,1,1,2-Tetrachloroethane	2.0	U
100-41-4	Ethylbenzene	2.0	U
1330-20-7	m,p-Xylene	2.0	U
95-47-6	o-Xylene	2.0	U
100-42-5	Styrene	2.0	U
75-25-2	Bromoform	2.0	U
98-82-8	Isopropylbenzene	2.0	U
79-34-5	1,1,2,2-Tetrachloroethane	2.0	U
96-18-4	1,2,3-Trichloropropane	2.0	U
108-86-1	Bromobenzene	2.0	U
103-65-1	n-Propylbenzene	2.0	U
95-49-8	2-Chlorotoluene	2.0	U
106-43-4	4-Chlorotoluene	2.0	U
108-67-8	1,3,5-Trimethylbenzene	2.0	U
98-06-6	tert-Butylbenzene	2.0	U
95-63-6	1,2,4-Trimethylbenzene	2.0	U
135-98-8	sec-Butylbenzene	2.0	U
99-87-6	4-Isopropyltoluene	2.0	U
541-73-1	1,3-Dichlorobenzene	2.0	U
106-46-7	1,4-Dichlorobenzene	2.0	U
104-51-8	n-Butylbenzene	2.0	U
95-50-1	1,2-Dichlorobenzene	2.0	U
96-12-8	1,2-Dibromo-3-chloropropane	5.0	U
120-82-1	1,2,4-Trichlorobenzene	2.0	U
87-68-3	Hexachlorobutadiene	2.0	U
91-20-3	Naphthalene	5.0	U
87-61-6	1,2,3-Trichlorobenzene	2.0	U

1A

VOLATILE ORGANICS ANALYSIS DATA SHEET

EPA SAMPLE NO.

mb-08/13/05

Lab Name: AMRO Environmental Laboratories Cor Contract:

Lab Code: AMRO Case No.: SAS No.: _____ SDG No.: 0508058

Matrix: (soil/water) WATER

Lab Sample ID: mb-08/13/05

Sample wt/vol: (g/mL) ML

Lab File ID: C:\HPCHEM\1\DATA\081305\G1851.D

Level: (low/med) LOW

Date Received:

% Moisture: not dec.

Date Analyzed: 08/13/05

GC Column: ID: (mm)

Dilution Factor: 1.00

Soil Extract Volume: _____ (mL)

Soil Aliquot Volume (µL)

CONCENTRATION UNITS:

CAS NO.	COMPOUND (µg/L or µg/Kg)	UG/L	Q
75-71-8	Dichlorodifluoromethane	5.0	U
74-87-3	Chloromethane	5.0	U
75-01-4	Vinyl chloride	2.0	U
75-00-3	Chloroethane	5.0	U
74-83-9	Bromomethane	2.0	U
75-69-4	Trichlorofluoromethane	2.0	U
60-29-7	Diethyl ether	5.0	U
67-64-1	Acetone	10	U
75-35-4	1,1-Dichloroethene	1.0	U
75-15-0	Carbon disulfide	2.0	U
75-09-2	Methylene chloride	5.0	U
1634-04-4	Methyl tert-butyl ether	2.0	U
156-60-5	trans-1,2-Dichloroethene	2.0	U
75-34-3	1,1-Dichloroethane	2.0	U
78-93-3	2-Butanone	10	U
594-20-7	2,2-Dichloropropane	2.0	U
156-59-2	cis-1,2-Dichloroethene	2.0	U
67-66-3	Chloroform	2.0	U
109-99-9	Tetrahydrofuran	10	U
74-97-5	Bromochloromethane	2.0	U
71-55-6	1,1,1-Trichloroethane	2.0	U
563-58-6	1,1-Dichloropropene	2.0	U
56-23-5	Carbon tetrachloride	2.0	U
107-06-2	1,2-Dichloroethane	2.0	U
71-43-2	Benzene	1.0	U
79-01-6	Trichloroethene	2.0	U
78-87-5	1,2-Dichloropropane	2.0	U
75-27-4	Bromodichloromethane	2.0	U
74-95-3	Dibromomethane	2.0	U
108-10-1	4-Methyl-2-pentanone	10	U
10061-01-5	cis-1,3-Dichloropropene	1.0	U
108-88-3	Toluene	2.0	U
10061-02-6	trans-1,3-Dichloropropene	1.0	U
79-00-5	1,1,2-Trichloroethane	2.0	U
106-93-4	1,2-Dibromoethane	2.0	U

1B

VOLATILE ORGANICS ANALYSIS DATA SHEET

EPA SAMPLE NO.

mb-08/13/05

Lab Name: AMRO Environmental Laboratories Cor Contract:

Lab Code: AMRO Case No.: SAS No.: SDG No.: 0508058

Matrix: (soil/water) WATER

Lab Sample ID: mb-08/13/05

Sample wt/vol: (g/mL) ML

Lab File ID: C:\HPCHEM\1\DATA\081305\G1851.D

Level: (low/med) LOW

Date Received:

% Moisture: not dec.

Date Analyzed: 08/13/05

GC Column: ID: (mm)

Dilution Factor: 1.00

Soil Extract Volume: (mL)

Soil Aliquot Volume (µL)

CONCENTRATION UNITS:

CAS NO.	COMPOUND	(µg/L or µg/Kg) UG/L	Q
591-78-6	2-Hexanone	10	U
142-28-9	1,3-Dichloropropane	2.0	U
127-18-4	Tetrachloroethene	2.0	U
124-48-1	Dibromochloromethane	2.0	U
108-90-7	Chlorobenzene	2.0	U
630-20-6	1,1,1,2-Tetrachloroethane	2.0	U
100-41-4	Ethylbenzene	2.0	U
1330-20-7	m,p-Xylene	2.0	U
95-47-6	o-Xylene	2.0	U
100-42-5	Styrene	2.0	U
75-25-2	Bromoform	2.0	U
98-82-8	Isopropylbenzene	2.0	U
79-34-5	1,1,2,2-Tetrachloroethane	2.0	U
96-18-4	1,2,3-Trichloropropane	2.0	U
108-86-1	Bromobenzene	2.0	U
103-65-1	n-Propylbenzene	2.0	U
95-49-8	2-Chlorotoluene	2.0	U
106-43-4	4-Chlorotoluene	2.0	U
108-67-8	1,3,5-Trimethylbenzene	2.0	U
98-06-6	tert-Butylbenzene	2.0	U
95-63-6	1,2,4-Trimethylbenzene	2.0	U
135-98-8	sec-Butylbenzene	2.0	U
99-87-6	4-Isopropyltoluene	2.0	U
541-73-1	1,3-Dichlorobenzene	2.0	U
106-46-7	1,4-Dichlorobenzene	2.0	U
104-51-8	n-Butylbenzene	2.0	U
95-50-1	1,2-Dichlorobenzene	2.0	U
96-12-8	1,2-Dibromo-3-chloropropane	5.0	U
120-82-1	1,2,4-Trichlorobenzene	2.0	U
87-68-3	Hexachlorobutadiene	2.0	U
91-20-3	Naphthalene	5.0	U
87-61-6	1,2,3-Trichlorobenzene	2.0	U

2A

WATER VOLATILE SYSTEM MONITORING COMPOUND RECOVERY

Lab Name: AMRO Environmental Laboratories Cor Contract:

Lab Code: AMRO Case No.: SAS No. _____ SDG No.: 0508058

	EPA SAMPLE NO.	SMC1 (DBF) #	SMC2 (DCE) #	SMC3 (TOL) #	SMC4 (BFB) #	TOT OUT
01	lcsf-08/12/05	107	116	100	101	0
02	mb-08/12/05	114	113	98	94	0
03	0508039-28Amsf	110	114	99	99	0
04	0508039-28Amsdf	113	116	99	97	0
05	MW-10C	113	117	97	93	0
06	MW-10B	116	118	98	92	0
07	lcsf-08/13/05	112	112	99	99	0
08	lcsdupf-08/13/0	113	113	100	97	0
09	mb-08/13/05	111	110	99	93	0
10	MW-7D	115	116	100	91	0
11	MW-10D	114	116	100	93	0
12	MW-10A	106	109	100	94	0
13	MW-7D	101	102	96	98	0
14	MW-7D	101	100	99	96	0

			QC Limits
SMC 1	(DBF)	= Dibromofluoromethane	85-116
SMC 2	(DCE)	= 1,2-Dichloroethane-d4	77-127
SMC 3	(TOL)	= Toluene-d8	86-114
SMC 4	(BFB)	= 4-Bromofluorobenzene	79-117

Column to be used to flag recovery values

* Values outside of contract required QC limits

Page 1 of 1 FORM II VOA-1 OLM04.2

3A

WATER VOLATILE MATRIX SPIKE/MATRIX SPIKE DUPLICATE RECOVERY

Lab Name: AMRO Environmental Laboratorie Contract: _____

Lab Code: AMRO Case No.: LBG_NY SAS No.: _____ SDG No.: 0508058

Matrix Spike - EPA Sample No.: MW-7D

Column: HP-624 ID: 0.20 (mm)

COMPOUND	SPIKE ADDED (µg/L)	SAMPLE CONCENTRATION (µg/L)	MS CONCENTRATION (µg/L)	MS % REC #	QC. LIMITS REC.
Dichlorodifluoromethane	100	0	56	56	16-150
Chloromethane	100	0	72	72	35-150
Vinyl chloride	100	0	83	83	49-150
Chloroethane	100	0	88	88	58-147
Bromomethane	100	0	84	84	49-142
Trichlorofluoromethane	100	0	100	103	57-149
Diethyl ether	100	0	96	96	66-136
Acetone	100	0	49	49	16-150
1,1-Dichloroethene	100	0	110	115	70-150
Carbon disulfide	100	0	99	99	47-135
Methylene chloride	100	0	110	109	66-142
Methyl tert-butyl ether	100	0	100	100	63-138
trans-1,2-Dichloroethene	100	0	110	109	78-135
1,1-Dichloroethane	100	0	99	99	76-131
2-Butanone	100	0	60	60	51-142
2,2-Dichloropropane	100	0	130	126	60-149
cis-1,2-Dichloroethene	100	0	100	102	74-128
Chloroform	100	0	110	106	80-129
Tetrahydrofuran	100	0	94	94	53-145
Bromochloromethane	100	0	100	102	78-130
1,1,1-Trichloroethane	100	0	120	122	77-139
1,1-Dichloropropene	100	0	100	105	74-127
Carbon tetrachloride	100	0	120	117	73-138
1,2-Dichloroethane	100	0	100	103	75-130
Benzene	100	0	99	99	79-123
Trichloroethene	100	0	100	105	79-126
1,2-Dichloropropane	100	0	97	97	76-125
Bromodichloromethane	100	0	97	97	69-119
Dibromomethane	100	0	98	98	76-127

Column to be used to flag recovery and RPD values with an asterisk

* Values outside of QC limits

RPD: 0 out of 67 outside limits

Spike Recovery: 0 out of 134 outside limits

COMMENTS: _____

FORM III VOA-1 OLM04.2

3A

WATER VOLATILE MATRIX SPIKE/MATRIX SPIKE DUPLICATE RECOVERY

Lab Name: AMRO Environmental Laboratorie Contract: _____

Lab Code: AMRO Case No.: LBG_NY SAS No.: _____ SDG No.: 0508058

Matrix Spike - EPA Sample No.: MW-7D

Column: HP-624 ID: 0.20 (mm)

4-Methyl-2-pentanone	100	0	88	88	53-141
cis-1,3-Dichloropropene	100	0	89	89	70-119
Toluene	100	0	100	102	82-124
trans-1,3-Dichloropropene	100	0	92	92	64-124
1,1,2-Trichloroethane	100	0	91	91	73-127
1,2-Dibromoethane	100	0	96	96	73-127
2-Hexanone	100	0	66	66	37-145
1,3-Dichloropropane	100	0	93	93	76-123
Tetrachloroethene	100	0.75	110	114	82-129
Dibromochloromethane	100	0	99	99	59-125
Chlorobenzene	100	0	110	105	80-120
1,1,1,2-Tetrachloroethane	100	0	100	105	72-124
Ethylbenzene	100	0	110	107	83-123
m,p-Xylene	200	0	210	107	84-121
o-Xylene	100	0	100	103	83-119
Styrene	100	0	100	101	80-122
Bromoform	100	0	97	97	54-119
Isopropylbenzene	100	0	110	112	75-131
1,1,2,2-Tetrachloroethane	100	0	91	91	61-139
1,2,3-Trichloropropane	100	0	89	89	66-130
Bromobenzene	100	0	100	103	77-124
n-Propylbenzene	100	0	110	110	76-131
2-Chlorotoluene	100	0	100	103	78-125
4-Chlorotoluene	100	0	100	103	75-124
1,3,5-Trimethylbenzene	100	0	110	107	79-124
tert-Butylbenzene	100	0	120	117	79-126
1,2,4-Trimethylbenzene	100	0	110	106	77-124
sec-Butylbenzene	100	0	110	113	82-128
4-Isopropyltoluene	100	0	110	112	77-128
1,3-Dichlorobenzene	100	0	100	100	80-122
1,4-Dichlorobenzene	100	0	100	103	78-123
n-Butylbenzene	100	0	110	109	74-130
1,2-Dichlorobenzene	100	0	100	101	78-121

Column to be used to flag recovery and RPD values with an asterisk

* Values outside of QC limits

RPD: 0 out of 67 outside limits

Spike Recovery: 0 out of 134 outside limits

COMMENTS: _____

FORM III VOA-1 OLM04.2

3A

WATER VOLATILE MATRIX SPIKE/MATRIX SPIKE DUPLICATE RECOVERY

Lab Name: AMRO Environmental Laboratorie Contract: _____

Lab Code: AMRO Case No.: LBG_NY SAS No.: _____ SDG No.: 0508058

Matrix Spike - EPA Sample No.: MW-7D

Column: HP-624 ID: 0.20 (mm)

1,2-Dibromo-3-chloropropane	100	0	100	103	50-127
1,2,4-Trichlorobenzene	100	0	100	100	67-128
Hexachlorobutadiene	100	0	110	113	74-134
Naphthalene	100	0	120	123	57-131
1,2,3-Trichlorobenzene	100	0	99	99	64-131

COMPOUND	SPIKE ADDED (µg/L)	MSD CONCENTRATION (µg/L)	MSD % REC #	% RPD #	QC LIMITS RPD	QC LIMITS REC.
Dichlorodifluoromethane	100	51	51	9	20	16-150
Chloromethane	100	71	71	1	20	35-150
Vinyl chloride	100	83	83	0	20	49-150
Chloroethane	100	87	87	1	20	58-147
Bromomethane	100	80	80	5	20	49-142
Trichlorofluoromethane	100	100	102	1	20	57-149
Diethyl ether	100	99	99	3	20	66-136
Acetone	100	52	52	6	20	16-150
1,1-Dichloroethene	100	110	115	0	20	70-150
Carbon disulfide	100	98	98	1	20	47-135
Methylene chloride	100	100	103	6	20	66-142
Methyl tert-butyl ether	100	97	97	3	20	63-138
trans-1,2-Dichloroethene	100	110	111	2	20	78-135
1,1-Dichloroethane	100	100	100	1	20	76-131
2-Butanone	100	62	62	3	20	51-142
2,2-Dichloropropane	100	130	129	2	20	60-149
cis-1,2-Dichloroethene	100	100	101	1	20	74-128
Chloroform	100	110	107	1	20	80-129
Tetrahydrofuran	100	96	96	2	20	53-145
Bromochloromethane	100	100	104	2	20	78-130
1,1,1-Trichloroethane	100	120	118	3	20	77-139
1,1-Dichloropropene	100	110	108	3	20	74-127
Carbon tetrachloride	100	120	117	0	20	73-138

Column to be used to flag recovery and RPD values with an asterisk

* Values outside of QC limits

RPD: 0 out of 67 outside limits

Spike Recovery: 0 out of 134 outside limits

COMMENTS: _____

FORM III VOA-1 OLM04.2

3A

WATER VOLATILE MATRIX SPIKE/MATRIX SPIKE DUPLICATE RECOVERY

Lab Name: AMRO Environmental Laboratorie Contract: _____

Lab Code: AMRO Case No.: LBG_NY SAS No.: _____ SDG No.: 0508058

Matrix Spike - EPA Sample No.: MW-7D

Column: HP-624 ID: 0.20 (mm)

1,2-Dichloroethane	100	100	104	1	20	75-130
Benzene	100	100	101	2	20	79-123
Trichloroethene	100	110	106	1	20	79-126
1,2-Dichloropropane	100	100	100	3	20	76-125
Bromodichloromethane	100	97	97	0	20	69-119
Dibromomethane	100	100	101	3	20	76-127
4-Methyl-2-pentanone	100	85	85	3	20	53-141
cis-1,3-Dichloropropene	100	92	92	3	20	70-119
Toluene	100	110	106	4	20	82-124
trans-1,3-Dichloropropene	100	92	92	0	20	64-124
1,1,2-Trichloroethane	100	96	96	5	20	73-127
1,2-Dibromoethane	100	98	98	2	20	73-127
2-Hexanone	100	65	65	2	20	37-145
1,3-Dichloropropane	100	96	96	3	20	76-123
Tetrachloroethene	100	110	107	6	20	82-129
Dibromochloromethane	100	97	97	2	20	59-125
Chlorobenzene	100	100	103	2	20	80-120
1,1,1,2-Tetrachloroethane	100	99	99	6	20	72-124
Ethylbenzene	100	100	105	2	20	83-123
m,p-Xylene	200	210	107	0	20	84-121
o-Xylene	100	100	101	2	20	83-119
Styrene	100	100	101	0	20	80-122
Bromoform	100	98	98	1	20	54-119
Isopropylbenzene	100	110	111	1	20	75-131
1,1,2,2-Tetrachloroethane	100	94	94	3	20	61-139
1,2,3-Trichloropropane	100	91	91	2	20	66-130
Bromobenzene	100	100	103	0	20	77-124
n-Propylbenzene	100	110	111	1	20	76-131
2-Chlorotoluene	100	100	103	0	20	78-125
4-Chlorotoluene	100	100	103	0	20	75-124
1,3,5-Trimethylbenzene	100	110	107	0	20	79-124
tert-Butylbenzene	100	120	116	1	20	79-126
1,2,4-Trimethylbenzene	100	100	104	2	20	77-124

Column to be used to flag recovery and RPD values with an asterisk

* Values outside of QC limits

RPD: 0 out of 67 outside limits

Spike Recovery: 0 out of 134 outside limits

COMMENTS: _____

FORM III VOA-1 OLM04.2

3A

WATER VOLATILE MATRIX SPIKE/MATRIX SPIKE DUPLICATE RECOVERY

Lab Name: AMRO Environmental Laboratorie Contract: _____

Lab Code: AMRO Case No.: LBG_NY SAS No.: _____ SDG No.: 0508058

Matrix Spike - EPA Sample No.: MW-7D

Column: HP-624 ID: 0.20 (mm)

sec-Butylbenzene	100	110	113	0	20	82-128
4-Isopropyltoluene	100	110	112	0	20	77-128
1,3-Dichlorobenzene	100	100	101	1	20	80-122
1,4-Dichlorobenzene	100	100	104	1	20	78-123
n-Butylbenzene	100	110	109	0	20	74-130
1,2-Dichlorobenzene	100	100	104	3	20	78-121
1,2-Dibromo-3-chloropropane	100	93	93	10	20	50-127
1,2,4-Trichlorobenzene	100	110	107	7	20	67-128
Hexachlorobutadiene	100	120	116	3	20	74-134
Naphthalene	100	100	105	16	20	57-131
1,2,3-Trichlorobenzene	100	100	102	3	20	64-131

Column to be used to flag recovery and RPD values with an asterisk

* Values outside of QC limits

RPD: 0 out of 67 outside limits

Spike Recovery: 0 out of 134 outside limits

COMMENTS: _____

FORM III VOA-1 OLM04.2

3A

SYSTEM MONITORING SPIKE RECOVERY

Lab Name: AMRO Environmental Labo Contract: _____

Lab Code: AMRO Case No.: LBG_NY SAS No.: _____ SDG No.: 0508058

Sample ID lcsf-08/12/05 Level:(low/med) LOW

Column: HP-624 ID: 0.20 (mm)

COMPOUND	SPIKE ADDED (µg/L)	SAMPLE CONCENTRATION (µg/L)	SPIKE CONCENTRATION (µg/L)	SPIKE % REC #	QC. LIMITS REC.
Dichlorodifluoromethane	20	0	12	61	10-150
Chloromethane	20	0	15	76	37-150
Vinyl chloride	20	0	16	81	48-150
Chloroethane	20	0	18	92	54-142
Bromomethane	20	0	19	95	51-137
Trichlorofluoromethane	20	0	21	106	62-141
Diethyl ether	20	0	20	102	68-134
Acetone	20	0	11	57	9-150
1,1-Dichloroethene	20	0	24	119	68-146
Carbon disulfide	20	0	20	101	52-131
Methylene chloride	20	0	21	105	67-138
Methyl tert-butyl ether	20	0	20	100	63-139
trans-1,2-Dichloroethene	20	0	22	112	81-126
1,1-Dichloroethane	20	0	20	103	78-124
2-Butanone	20	0	12	63	41-150
2,2-Dichloropropane	20	0	30	148	71-150
cis-1,2-Dichloroethene	20	0	21	103	78-121
Chloroform	20	0	22	112	82-123
Tetrahydrofuran	20	0	19	94	51-146
Bromochloromethane	20	0	24	119	77-131
1,1,1-Trichloroethane	20	0	24	122	81-127
1,1-Dichloropropene	20	0	20	100	76-119
Carbon tetrachloride	20	0	24	122	76-129
1,2-Dichloroethane	20	0	23	115	76-127
Benzene	20	0	20	98	81-118
Trichloroethene	20	0	21	105	81-119
1,2-Dichloropropane	20	0	19	96	79-120
Bromodichloromethane	20	0	21	103	77-131
Dibromomethane	20	0	22	108	76-128
4-Methyl-2-pentanone	20	0	17	83	51-141

Column to be used to flag recovery and RPD values with an asterisk

* Values outside of QC limits

Spike Recovery: 0 out of 67 outside limits

COMMENTS: _____

FORM III SW8260B

3A

SYSTEM MONITORING SPIKE RECOVERY

Lab Name: AMRO Environmental Labo Contract: _____

Lab Code: AMRO Case No.: LBG_NY SAS No.: _____ SDG No.: 0508058

Sample ID lcsf-08/12/05 Level:(low/med) LOW

Column: HP-624 ID: 0.20 (mm)

cis-1,3-Dichloropropene	20	0	18	91	76-120
Toluene	20	0	20	102	83-119
trans-1,3-Dichloropropene	20	0	19	93	66-128
1,1,2-Trichloroethane	20	0	19	96	74-123
1,2-Dibromoethane	20	0	20	101	72-128
2-Hexanone	20	0	12	61	31-148
1,3-Dichloropropane	20	0	18	93	76-122
Tetrachloroethene	20	0	22	108	81-124
Dibromochloromethane	20	0	20	101	63-126
Chlorobenzene	20	0	21	103	84-113
1,1,1,2-Tetrachloroethane	20	0	21	106	73-124
Ethylbenzene	20	0	20	98	83-118
m,p-Xylene	40	0	41	102	85-116
o-Xylene	20	0	19	97	84-115
Styrene	20	0	19	97	81-118
Bromoform	20	0	21	106	55-126
Isopropylbenzene	20	0	20	99	77-125
1,1,2,2-Tetrachloroethane	20	0	18	90	62-134
1,2,3-Trichloropropane	20	0	18	90	62-132
Bromobenzene	20	0	20	101	78-119
n-Propylbenzene	20	0	20	99	77-127
2-Chlorotoluene	20	0	19	95	78-118
4-Chlorotoluene	20	0	19	97	77-119
1,3,5-Trimethylbenzene	20	0	20	102	80-120
tert-Butylbenzene	20	0	20	102	81-120
1,2,4-Trimethylbenzene	20	0	19	96	80-118
sec-Butylbenzene	20	0	20	99	82-123
4-Isopropyltoluene	20	0	21	105	80-126
1,3-Dichlorobenzene	20	0	20	99	84-115
1,4-Dichlorobenzene	20	0	20	102	79-117
n-Butylbenzene	20	0	20	102	76-128
1,2-Dichlorobenzene	20	0	19	97	81-117
1,2-Dibromo-3-chloropropane	20	0	18	91	47-136

Column to be used to flag recovery and RPD values with an asterisk

* Values outside of QC limits

Spike Recovery: 0 out of 67 outside limits

COMMENTS: _____

FORM III SW8260B

3A

SYSTEM MONITORING SPIKE RECOVERY

Lab Name: AMRO Environmental Labo Contract: _____

Lab Code: AMRO Case No.: LBG_NY SAS No.: _____ SDG No.: 0508058

Sample ID lcsf-08/12/05 Level:(low/med) LOW

Column: HP-624 ID: 0.20 (mm)

1,2,4-Trichlorobenzene	20	0	20	100	73-126
Hexachlorobutadiene	20	0	22	108	77-134
Naphthalene	20	0	18	88	58-138
1,2,3-Trichlorobenzene	20	0	20	98	76-124

Column to be used to flag recovery and RPD values with an asterisk

* Values outside of QC limits

Spike Recovery: 0 out of 67 outside limits

COMMENTS: _____

FORM III SW8260B

3A

SYSTEM MONITORING SPIKE RECOVERY

Lab Name: AMRO Environmental Labo Contract: _____

Lab Code: AMRO Case No.: LBG_NY SAS No.: _____ SDG No.: 0508058

Sample ID lcsf-08/13/05 Level:(low/med) LOW

Column: HP-624 ID: 0.20 (mm)

COMPOUND	SPIKE ADDED (µg/L)	SAMPLE CONCENTRATION (µg/L)	SPIKE CONCENTRATION (µg/L)	SPIKE % REC #	QC. LIMITS REC.
Dichlorodifluoromethane	20	0	11	56	10-150
Chloromethane	20	0	14	71	37-150
Vinyl chloride	20	0	15	77	48-150
Chloroethane	20	0	17	87	54-142
Bromomethane	20	0	18	90	51-137
Trichlorofluoromethane	20	0	21	104	62-141
Diethyl ether	20	0	20	102	68-134
Acetone	20	0	12	61	9-150
1,1-Dichloroethene	20	0	23	117	68-146
Carbon disulfide	20	0	20	99	52-131
Methylene chloride	20	0	22	110	67-138
Methyl tert-butyl ether	20	0	20	98	63-139
trans-1,2-Dichloroethene	20	0	21	106	81-126
1,1-Dichloroethane	20	0	21	103	78-124
2-Butanone	20	0	12	62	41-150
2,2-Dichloropropane	20	0	30	148	71-150
cis-1,2-Dichloroethene	20	0	21	103	78-121
Chloroform	20	0	22	110	82-123
Tetrahydrofuran	20	0	16	79	51-146
Bromochloromethane	20	0	21	106	77-131
1,1,1-Trichloroethane	20	0	24	122	81-127
1,1-Dichloropropene	20	0	20	99	76-119
Carbon tetrachloride	20	0	23	116	76-129
1,2-Dichloroethane	20	0	22	110	76-127
Benzene	20	0	20	99	81-118
Trichloroethene	20	0	20	102	81-119
1,2-Dichloropropane	20	0	19	97	79-120
Bromodichloromethane	20	0	21	103	77-131
Dibromomethane	20	0	21	103	76-128
4-Methyl-2-pentanone	20	0	16	80	51-141

Column to be used to flag recovery and RPD values with an asterisk

* Values outside of QC limits

Spike Recovery: 0 out of 67 outside limits

COMMENTS: _____

FORM III SW8260B

3A

SYSTEM MONITORING SPIKE RECOVERY

Lab Name: AMRO Environmental Labo Contract: _____

Lab Code: AMRO Case No.: LBG_NY SAS No.: _____ SDG No.: 0508058

Sample ID lcsf-08/13/05 Level:(low/med) LOW

Column: HP-624 ID: 0.20 (mm)

cis-1,3-Dichloropropene	20	0	18	91	76-120
Toluene	20	0	21	105	83-119
trans-1,3-Dichloropropene	20	0	18	92	66-128
1,1,2-Trichloroethane	20	0	19	93	74-123
1,2-Dibromoethane	20	0	20	99	72-128
2-Hexanone	20	0	11	56	31-148
1,3-Dichloropropane	20	0	18	91	76-122
Tetrachloroethene	20	0	20	102	81-124
Dibromochloromethane	20	0	19	96	63-126
Chlorobenzene	20	0	20	100	84-113
1,1,1,2-Tetrachloroethane	20	0	20	99	73-124
Ethylbenzene	20	0	19	97	83-118
m,p-Xylene	40	0	40	99	85-116
o-Xylene	20	0	19	96	84-115
Styrene	20	0	19	96	81-118
Bromoform	20	0	19	94	55-126
Isopropylbenzene	20	0	19	96	77-125
1,1,2,2-Tetrachloroethane	20	0	16	82	62-134
1,2,3-Trichloropropane	20	0	16	82	62-132
Bromobenzene	20	0	19	97	78-119
n-Propylbenzene	20	0	20	98	77-127
2-Chlorotoluene	20	0	18	92	78-118
4-Chlorotoluene	20	0	19	93	77-119
1,3,5-Trimethylbenzene	20	0	20	99	80-120
tert-Butylbenzene	20	0	20	102	81-120
1,2,4-Trimethylbenzene	20	0	19	95	80-118
sec-Butylbenzene	20	0	20	98	82-123
4-Isopropyltoluene	20	0	20	102	80-126
1,3-Dichlorobenzene	20	0	19	96	84-115
1,4-Dichlorobenzene	20	0	20	98	79-117
n-Butylbenzene	20	0	20	98	76-128
1,2-Dichlorobenzene	20	0	19	97	81-117
1,2-Dibromo-3-chloropropane	20	0	15	73	47-136

Column to be used to flag recovery and RPD values with an asterisk

* Values outside of QC limits

Spike Recovery: 0 out of 67 outside limits

COMMENTS: _____

FORM III SW8260B

3A

SYSTEM MONITORING SPIKE RECOVERY

Lab Name: AMRO Environmental Labo Contract: _____

Lab Code: AMRO Case No.: LBG_NY SAS No.: _____ SDG No.: 0508058

Sample ID lcsf-08/13/05 Level:(low/med) LOW

Column: HP-624 ID: 0.20 (mm)

1,2,4-Trichlorobenzene	20	0	19	95	73-126
Hexachlorobutadiene	20	0	20	99	77-134
Naphthalene	20	0	17	83	58-138
1,2,3-Trichlorobenzene	20	0	18	92	76-124

Column to be used to flag recovery and RPD values with an asterisk

* Values outside of QC limits

Spike Recovery: 0 out of 67 outside limits

COMMENTS: _____

FORM III SW8260B

4A

VOLATILE METHOD BLANK SUMMARY

EPA SAMPLE NO.

mb-08/12/05

Lab Name: AMRO Environmental Laboratories Contract: _____

Lab Code: AMRO Case No.: LBG NY SAS No.: _____ SDG No.: 0508058

Lab File ID: C:\HPCHEM\1\DATA\08 Lab Sample ID: mb-08/12/05

Date Analyzed: 08/12/05 Time Analyzed: 8:58

GC Column: HP-624 ID: 0.20 (mm) Heated Purge: (Y/N) N

Instrument ID: V-3

THIS METHOD BLANK APPLIES TO THE FOLLOWING SAMPLES, MS, AND MSD:

	EPA SAMPLE NO.	LAB SAMPLE ID	LAB FILE ID	TIME ANALYZED
01	lcsf-08/12/05	lcsf-08/12/05	C:\HPCHEM\1\DATA\081205\G1822.D	7:49
02	ZZZZZ	0508039-28A	C:\HPCHEM\1\DATA\081205\G1825.D	9:32
03	ZZZZZ	0508039-26A	C:\HPCHEM\1\DATA\081205\G1826.D	10:06
04	ZZZZZ	0508039-15A	C:\HPCHEM\1\DATA\081205\G1828.D	11:15
05	ZZZZZ	0508039-25A	C:\HPCHEM\1\DATA\081205\G1829.D	12:16
06	ZZZZZ	0508039-20A	C:\HPCHEM\1\DATA\081205\G1830.D	12:50
07	ZZZZZ	0508039-27A	C:\HPCHEM\1\DATA\081205\G1831.D	13:24
08	MW-10C	0508058-03A	C:\HPCHEM\1\DATA\081205\G1838.D	17:28
09	MW-10B	0508058-04A	C:\HPCHEM\1\DATA\081205\G1839.D	18:02

COMMENTS: _____

4A

VOLATILE METHOD BLANK SUMMARY

EPA SAMPLE NO.

mb-08/13/05

Lab Name: AMRO Environmental Laboratories Contract: _____

Lab Code: AMRO Case No.: LBG NY SAS No.: _____ SDG No.: 0508058

Lab File ID: C:\HPCHEM\1\DATA\08 Lab Sample ID: mb-08/13/05

Date Analyzed: 08/13/05 Time Analyzed: 10:14

GC Column: HP-624 ID: 0.20 (mm) Heated Purge: (Y/N) N

Instrument ID: V-3

THIS METHOD BLANK APPLIES TO THE FOLLOWING SAMPLES, MS, AND MSD:

	EPA SAMPLE NO.	LAB SAMPLE ID	LAB FILE ID	TIME ANALYZED
01	lcsf-08/13/05	lcsf-08/13/05	C:\HPCHEM\1\DATA\081305\G1848.D	8:32
02	lcsdupf-08/13/0	lcsdupf-08/13/0	C:\HPCHEM\1\DATA\081305\G1849.D	9:06
03	MW-7D	0508058-01A	C:\HPCHEM\1\DATA\081305\G1853.D	11:22
04	MW-10D	0508058-02A	C:\HPCHEM\1\DATA\081305\G1854.D	11:57
05	MW-10A	0508058-05A	C:\HPCHEM\1\DATA\081305\G1857.D	13:40
06	MW-7D	0508058-01Amsf	C:\HPCHEM\1\DATA\081305\G1858.D	14:14
07	MW-7D	0508058-01Amsdf	C:\HPCHEM\1\DATA\081305\G1859.D	14:49

COMMENTS: _____

5A

VOLATILE ORGANIC INSTRUMENT PERFORMANCE CHECK

BROMOFLUOROBENZENE (BFB)

Lab Name: AMRO Environmental Laboratories Contract: _____

Lab Code: AMRO Case No.: LBG NY SAS No.: _____ SDG No.: 0508058

Lab File ID: C:\HPCHEM\1\DATA\07 BFB Injection Date: 07/26/05

Instrument ID: V-3 BFB Injection Time: 11:51

GC Column: HP-624 ID: 0.20 (mm) Heated Purge: (Y/N) N

m/e	ION ABUNDANCE CRITERIA	% RELATIVE ABUNDANCE
50	15.0 - 40.0% of mass 95	16.6
75	30.0 - 60.0% of mass 95	39.7
95	Base peak, 100% relative abundance	100.0
96	5.0 - 9.0% of mass 95	6.8
173	Less than 2.0% of mass 174	0.2 (0.3)1
174	50.0 - 120.0% of mass 95	87.6
175	5.0 - 9.0% of mass 174	6.5 (7.5)1
176	95.0 - 101.0% of mass 174	85.8 (97.9)1
177	5.0 - 9.0% of mass 176	5.1 (5.9)2

1-Value is % mass 174 2-Value is % mass 176

THIS CHECK APPLIES TO THE INITIAL CALIBRATION

5A

VOLATILE ORGANIC INSTRUMENT PERFORMANCE CHECK

BROMOFLUOROBENZENE (BFB)

Lab Name: AMRO Environmental Laboratories Contract: _____

Lab Code: AMRO Case No.: LBG NY SAS No.: _____ SDG No.: 0508058

Lab File ID: C:\HPCHEM\1\DATA\08 BFB Injection Date: 08/12/05

Instrument ID: V-3 BFB Injection Time: 6:08

GC Column: HP-624 ID: 0.20 (mm) Heated Purge: (Y/N) N

m/e	ION ABUNDANCE CRITERIA	% RELATIVE ABUNDANCE
50	15.0 - 40.0% of mass 95	16.7
75	30.0 - 60.0% of mass 95	42.7
95	Base peak, 100% relative abundance	100.0
96	5.0 - 9.0% of mass 95	7.0
173	Less than 2.0% of mass 174	0.0 (0.0)1
174	50.0 - 120.0% of mass 95	89.6
175	5.0 - 9.0% of mass 174	5.7 (6.4)1
176	95.0 - 101.0% of mass 174	87.0 (97.1)1
177	5.0 - 9.0% of mass 176	6.2 (7.1)2

1-Value is % mass 174 2-Value is % mass 176

THIS CHECK APPLIES TO THE FOLLOWING SAMPLES, MS, MSD, BLANKS, AND STANDARDS:

	EPA SAMPLE NO.	LAB SAMPLE ID	LAB FILE ID	DATE ANALYZED	TIME ANALYZED
01	8260 ccv 25ppb	8260 ccv 25ppb	EM\1\DATA\081205\G	08/12/05	7:12
02	lcsf-08/12/05	lcsf-08/12/05	EM\1\DATA\081205\G	08/12/05	7:49
03	mb-08/12/05	mb-08/12/05	EM\1\DATA\081205\G	08/12/05	8:58
04	ZZZZZ	0508039-28A	EM\1\DATA\081205\G	08/12/05	9:32
05	ZZZZZ	0508039-26A	EM\1\DATA\081205\G	08/12/05	10:06
06	ZZZZZ	0508081-01A	EM\1\DATA\081205\G	08/12/05	10:41
07	ZZZZZ	0508039-15A	EM\1\DATA\081205\G	08/12/05	11:15
08	ZZZZZ	0508039-25A	EM\1\DATA\081205\G	08/12/05	12:16
09	ZZZZZ	0508039-20A	EM\1\DATA\081205\G	08/12/05	12:50
10	ZZZZZ	0508039-27A	EM\1\DATA\081205\G	08/12/05	13:24
11	ZZZZZ	0508081-02A	EM\1\DATA\081205\G	08/12/05	13:58
12	0508039-28Amsf	0508039-28Amsf	EM\1\DATA\081205\G	08/12/05	15:11
13	0508039-28Amsdf	0508039-28Amsdf	EM\1\DATA\081205\G	08/12/05	16:19
14	MW-10C	0508058-03A	EM\1\DATA\081205\G	08/12/05	17:28
15	MW-10B	0508058-04A	EM\1\DATA\081205\G	08/12/05	18:02

5A

VOLATILE ORGANIC INSTRUMENT PERFORMANCE CHECK

BROMOFLUOROBENZENE (BFB)

Lab Name: AMRO Environmental Laboratories Contract: _____

Lab Code: AMRO Case No.: LBG NY SAS No.: _____ SDG No.: 0508058

Lab File ID: C:\HPCHEM\1\DATA\08 BFB Injection Date: 08/13/05

Instrument ID: V-3 BFB Injection Time: 7:09

GC Column: HP-624 ID: 0.20 (mm) Heated Purge: (Y/N) N

m/e	ION ABUNDANCE CRITERIA	% RELATIVE ABUNDANCE
50	15.0 - 40.0% of mass 95	20.2
75	30.0 - 60.0% of mass 95	37.6
95	Base peak, 100% relative abundance	100.0
96	5.0 - 9.0% of mass 95	8.0
173	Less than 2.0% of mass 174	0.0 (0.0)1
174	50.0 - 120.0% of mass 95	96.8
175	5.0 - 9.0% of mass 174	5.6 (5.8)1
176	95.0 - 101.0% of mass 174	93.3 (96.4)1
177	5.0 - 9.0% of mass 176	6.9 (7.4)2

1-Value is % mass 174 2-Value is % mass 176

THIS CHECK APPLIES TO THE FOLLOWING SAMPLES, MS, MSD, BLANKS, AND STANDARDS:

	EPA SAMPLE NO.	LAB SAMPLE ID	LAB FILE ID	DATE ANALYZED	TIME ANALYZED
01	8260 ccv 25ppb	8260 ccv 25ppb	EM\1\DATA\081305\G	08/13/05	7:58
02	lcsf-08/13/05	lcsf-08/13/05	EM\1\DATA\081305\G	08/13/05	8:32
03	lcsdupf-08/13/0	lcsdupf-08/13/0	EM\1\DATA\081305\G	08/13/05	9:06
04	mb-08/13/05	mb-08/13/05	EM\1\DATA\081305\G	08/13/05	10:14
05	ZZZZZ	0508060-02A	EM\1\DATA\081305\G	08/13/05	10:48
06	MW-7D	0508058-01A	EM\1\DATA\081305\G	08/13/05	11:22
07	MW-10D	0508058-02A	EM\1\DATA\081305\G	08/13/05	11:57
08	ZZZZZ	0508060-01A	EM\1\DATA\081305\G	08/13/05	12:31
09	MW-10A	0508058-05A	EM\1\DATA\081305\G	08/13/05	13:40
10	MW-7D	0508058-01Amsf	EM\1\DATA\081305\G	08/13/05	14:14
11	MW-7D	0508058-01Amsdf	EM\1\DATA\081305\G	08/13/05	14:49
12	ZZZZZ	0508066-14A	EM\1\DATA\081305\G	08/13/05	15:58
13	ZZZZZ	0508066-09A	EM\1\DATA\081305\G	08/13/05	16:32
14	ZZZZZ	0508066-10A	EM\1\DATA\081305\G	08/13/05	17:07
15	ZZZZZ	0508066-11A	EM\1\DATA\081305\G	08/13/05	17:42
16	ZZZZZ	0508066-12A	EM\1\DATA\081305\G	08/13/05	18:16
17	ZZZZZ	0508066-13A	EM\1\DATA\081305\G	08/13/05	18:51

6A

VOLATILE ORGANICS INITIAL CALIBRATION DATA

Lab Name: AMRO Environmental Laboratories Contract: ____

Lab Code: AMRO Case No.: LBG NY SAS No.: SDG No.: 0508058

Instrument ID: V-3 Calibration Date(s): 07/26/05 07/26/05

Heated Purge: (Y/N) N Calibration Times: 13:05 21:11

GC Column: HP-624 ID: 0.20 (mm)

LAB FILE ID: 0.5 PPB G1581.D 1.0 PPB G1583.D 2.0 PPB G1584.D
5.0 PPB G1585.D 10 PPB = G1586.D 25 PPB = G1588.D 50 PPB = G1589.D
100 PPB G1591.D 300 PPB G1595.D 200 PPB G1593.D

COMPOUND	0.5 PPB	1.0 PPB	2.0 PPB	5.0 PPB	10 PPB	25 PPB	50 PPB	100 PPB	300 PPB	200 PPB	$\overline{RRF}$	% RSD	
1,4-Dioxane					0.003	0.003	0.003	0.002	0.002	0.003	0.003	19.365	
Acrylonitrile	0.152	0.151	0.135	0.131	0.138	0.116	0.142	0.136	0.131	0.133	0.137	7.639	
Cyclohexanone				0.001	0.001			0.002	0.001		0.001	40.000	
Dichlorofluoromethane		0.513	0.439	0.428	0.437	0.378	0.350	0.416	0.389	0.408	0.418	11.070	
Diisopropyl ether	1.395	1.238	1.031	1.047	1.035	0.956	0.892	0.983	0.961	1.015	1.055	14.201	
Ethyl Tertiary Butyl Ether	0.829	0.688	0.661	0.654	0.664	0.580	0.544	0.573	0.527	0.566	0.629	14.375	
Freon-113	0.119	0.106	0.146	0.146	0.151	0.134	0.123	0.151	0.135	0.149	0.136	11.449	
Iodomethane	0.576	0.540	0.497	0.501	0.513	0.464	0.432	0.515	0.482	0.518	0.504	7.885	
Methyl methacrylate	0.289	0.304	0.264	0.273	0.318	0.323	0.260	0.251	0.247	0.245	0.277	10.573	
Tertiary Amyl Methyl Ether	0.910	0.808	0.720	0.719	0.747	0.657	0.625	0.642	0.578	0.616	0.702	14.356	
Tertiary Butanol	0.029	0.030	0.028	0.030	0.032	0.029	0.029	0.025	0.020	0.025	0.028	12.512	
Vinyl acetate				0.012	0.012	0.003	0.023	0.025	0.026	0.025	0.018	49.897	
Dichlorodifluoromethane		0.074	0.168	0.181	0.179	0.143	0.138	0.161	0.139	0.158	0.149	21.737	
Chloromethane *		0.468	0.372	0.346	0.342	0.271	0.267	0.312	0.297	0.316	0.332	18.493	*
Vinyl chloride *	0.376	0.327	0.277	0.290	0.291	0.239	0.228	0.277	0.263	0.276	0.284	14.900	*
Chloroethane		0.205	0.201	0.206	0.209	0.171	0.159	0.190	0.162	0.177	0.187	10.610	
Bromomethane		0.265	0.230	0.294	0.252	0.204	0.181	0.219	0.170	0.186	0.222	18.822	
Trichlorofluoromethane	0.216	0.251	0.276	0.273	0.276	0.229	0.215	0.256	0.229	0.255	0.248	9.660	
Diethyl ether	0.196	0.199	0.188	0.188	0.192	0.182	0.168	0.186	0.182	0.187	0.187	4.597	
Acetone			0.065	0.064	0.060	0.052	0.055	0.052	0.046	0.047	0.055	13.169	

6B

VOLATILE ORGANICS INITIAL CALIBRATION DATA

Lab Name: AMRO Environmental Laboratories Contract: ____

Lab Code: AMRO Case No.: LBG NY SAS No.: SDG No.: 0508058

Instrument ID: V-3 Calibration Date(s): 07/26/05 07/26/05

Heated Purge: (Y/N) N Calibration Times: 13:05 21:11

GC Column: HP-624 ID: 0.20 (mm)

LAB FILE ID:	0.5 PPB G1581.D	1.0 PPB G1583.D	2.0 PPB G1584.D
5.0 PPB G1585.D	10 PPB = G1586.D	25 PPB = G1588.D	50 PPB = G1589.D
100 PPB G1591.D	300 PPB G1595.D	200 PPB G1593.D	

COMPOUND		0.5 PPB	1.0 PPB	2.0 PPB	5.0 PPB	10 PPB	25 PPB	50 PPB	100 PPB	300 PPB	200 PPB	$\overline{RRF}$	% RSD	
1,1-Dichloroethene	*	0.326	0.310	0.232	0.241	0.238	0.203	0.190	0.231	0.221	0.239	0.243	17.656	*
Carbon disulfide		1.076	0.943	0.846	0.835	0.852	0.722	0.694	0.858	0.832	0.884	0.854	12.466	
Methylene chloride			0.475	0.422	0.369	0.369	0.341	0.314	0.359	0.363	0.373	0.376	12.453	
Methyl tert-butyl ether		0.549	0.527	0.475	0.447	0.461	0.424	0.409	0.424	0.397	0.423	0.454	11.127	
trans-1,2-Dichloroethene		0.368	0.296	0.276	0.275	0.281	0.252	0.233	0.272	0.266	0.276	0.280	12.682	
1,1-Dichloroethane	*	0.648	0.565	0.549	0.524	0.505	0.467	0.422	0.491	0.487	0.505	0.516	11.891	*
2-Butanone			0.040	0.053	0.055	0.064	0.045	0.050	0.047	0.042	0.042	0.049	15.850	
2,2-Dichloropropane		0.274	0.338	0.254	0.258	0.229	0.188	0.164	0.189	0.174	0.187	0.226	24.533	
cis-1,2-Dichloroethene		0.367	0.380	0.312	0.303	0.304	0.278	0.254	0.288	0.292	0.299	0.308	12.481	
Chloroform	*	0.516	0.452	0.470	0.435	0.472	0.406	0.384	0.442	0.417	0.434	0.443	8.467	*
Tetrahydrofuran			0.178	0.153	0.134	0.109	0.100	0.095	0.090	0.086	0.088	0.115	28.615	
Bromochloromethane		0.216	0.191	0.148	0.177	0.170	0.164	0.155	0.170	0.166	0.175	0.173	11.038	
1,1,1-Trichloroethane		0.289	0.270	0.247	0.258	0.272	0.244	0.232	0.275	0.252	0.263	0.260	6.527	
1,1-Dichloropropene		0.489	0.392	0.365	0.378	0.361	0.331	0.311	0.362	0.330	0.350	0.367	13.409	
Carbon tetrachloride		0.257	0.273	0.218	0.237	0.237	0.210	0.197	0.232	0.207	0.221	0.229	10.205	
1,2-Dichloroethane		0.387	0.329	0.351	0.328	0.352	0.314	0.306	0.326	0.317	0.331	0.334	7.075	
Benzene		1.422	1.287	1.205	1.188	1.226	1.080	1.008	1.151	1.104	1.156	1.183	9.744	
Trichloroethene		0.351	0.303	0.291	0.278	0.293	0.258	0.249	0.281	0.275	0.283	0.286	9.716	
1,2-Dichloropropane	*	0.395	0.331	0.332	0.320	0.338	0.308	0.293	0.323	0.323	0.332	0.330	8.059	*
Bromodichloromethane		0.471	0.369	0.320	0.321	0.353	0.319	0.319	0.354	0.359	0.365	0.355	12.856	

6B

VOLATILE ORGANICS INITIAL CALIBRATION DATA

Lab Name: AMRO Environmental Laboratories Contract: ____

Lab Code: AMRO Case No.: LBG NY SAS No.: SDG No.: 0508058

Instrument ID: V-3 Calibration Date(s): 07/26/05 07/26/05

Heated Purge: (Y/N) N Calibration Times: 13:05 21:11

GC Column: HP-624 ID: 0.20 (mm)

LAB FILE ID: 0.5 PPB G1581.D 1.0 PPB G1583.D 2.0 PPB G1584.D
5.0 PPB G1585.D 10 PPB = G1586.D 25 PPB = G1588.D 50 PPB = G1589.D
100 PPB G1591.D 300 PPB G1595.D 200 PPB G1593.D

COMPOUND		0.5 PPB	1.0 PPB	2.0 PPB	5.0 PPB	10 PPB	25 PPB	50 PPB	100 PPB	300 PPB	200 PPB	$\overline{RRF}$	% RSD	
Dibromomethane		0.240	0.228	0.207	0.219	0.238	0.212	0.211	0.224	0.217	0.220	0.222	4.994	
4-Methyl-2-pentanone			0.049	0.035	0.051	0.057	0.052	0.055	0.052	0.050	0.050	0.050	12.400	
cis-1,3-Dichloropropene		0.578	0.530	0.435	0.484	0.495	0.463	0.457	0.494	0.502	0.506	0.494	8.110	
Toluene	*	0.731	0.711	0.646	0.659	0.708	0.649	0.593	0.676	0.673	0.696	0.674	5.945	*
trans-1,3-Dichloropropene		0.496	0.452	0.365	0.391	0.419	0.393	0.399	0.425	0.428	0.437	0.421	8.760	
1,1,2-Trichloroethane		0.371	0.359	0.282	0.301	0.306	0.280	0.281	0.289	0.281	0.285	0.304	11.108	
1,2-Dibromoethane		0.351	0.370	0.321	0.315	0.344	0.316	0.316	0.325	0.320	0.327	0.331	5.585	
2-Hexanone		0.299	0.286	0.224	0.257	0.249	0.213	0.236	0.211	0.205	0.203	0.238	14.247	
1,3-Dichloropropane		0.991	0.802	0.743	0.693	0.715	0.694	0.667	0.679	0.683	0.694	0.736	13.285	
Tetrachloroethene		0.384	0.326	0.330	0.311	0.316	0.295	0.275	0.309	0.305	0.318	0.317	8.946	
Dibromochloromethane		0.484	0.411	0.407	0.416	0.431	0.412	0.422	0.435	0.452	0.450	0.432	5.596	
Chlorobenzene	*	1.345	1.126	1.022	1.044	1.070	0.992	0.961	1.027	1.019	1.046	1.065	10.116	*
1,1,1,2-Tetrachloroethane		0.347	0.349	0.328	0.323	0.342	0.310	0.310	0.329	0.335	0.338	0.331	4.181	
Ethylbenzene	*	1.862	1.642	1.460	1.516	1.584	1.449	1.408	1.562	1.564	1.610	1.566	8.192	*
m,p-Xylene		0.726	0.631	0.589	0.583	0.629	0.578	0.554	0.608		0.619	0.613	8.073	
o-Xylene		0.716	0.631	0.585	0.550	0.576	0.553	0.544	0.580	0.583	0.594	0.591	8.553	
Styrene		1.229	1.146	1.037	1.111	1.095	0.989	1.042	1.115	1.124	1.144	1.103	6.132	
Bromoform	*	0.263	0.290	0.254	0.294	0.299	0.274	0.302	0.301	0.305	0.309	0.289	6.544	*
Isopropylbenzene		2.987	2.775	2.398	2.420	2.492	2.134	2.108	2.458	2.598	2.561	2.493	10.628	
1,1,2,2-Tetrachloroethane	*	1.241	1.205	1.071	1.246	1.267	1.141	1.116	1.094	1.115	1.094	1.159	6.326	*

6B

VOLATILE ORGANICS INITIAL CALIBRATION DATA

Lab Name: AMRO Environmental Laboratories Contract: _____

Lab Code: AMRO Case No.: LBG NY SAS No.: SDG No.: 0508058

Instrument ID: V-3 Calibration Date(s): 07/26/05 07/26/05

Heated Purge: (Y/N) N Calibration Times: 13:05 21:11

GC Column: HP-624 ID: 0.20 (mm)

LAB FILE ID:	0.5 PPB	G1581.D	1.0 PPB	G1583.D	2.0 PPB	G1584.D
5.0 PPB	G1585.D	10 PPB =	G1586.D	25 PPB =	G1588.D	50 PPB = G1589.D
100 PPB	G1591.D	300 PPB	G1595.D	200 PPB	G1593.D	

COMPOUND	0.5 PPB	1.0 PPB	2.0 PPB	5.0 PPB	10 PPB	25 PPB	50 PPB	100 PPB	300 PPB	200 PPB	$\overline{RRF}$	% RSD
1,2,3-Trichloropropane	0.920	0.906	0.864	0.918	0.916	0.824	0.827	0.782	0.775	0.771	0.850	7.324
Bromobenzene	0.895	1.018	0.936	0.926	0.978	0.886	0.858	0.901	0.924	0.944	0.927	5.011
n-Propylbenzene	3.689	3.591	3.063	3.187	3.126	2.525	2.711	3.131	3.237	3.341	3.160	11.169
2-Chlorotoluene	2.392	2.168	2.003	2.038	2.003	1.833	1.694	1.911	1.965	1.975	1.998	9.357
4-Chlorotoluene	2.849	2.670	2.285	2.404	2.325	2.124	2.015	2.221	2.277	2.321	2.349	10.478
1,3,5-Trimethylbenzene	2.492	2.179	2.025	2.084	2.139	1.995	1.820	2.103	2.147	2.156	2.114	8.042
tert-Butylbenzene	2.198	1.760	1.621	1.590	1.608	1.557	1.387	1.626	1.804	1.811	1.696	12.816
1,2,4-Trimethylbenzene	2.588	2.330	2.040	2.179	2.195	2.050	1.927	2.154	2.245	2.275	2.198	8.309
sec-Butylbenzene	3.175	2.689	2.432	2.441	2.534	2.158	2.177	2.559	2.795	2.767	2.573	11.810
4-Isopropyltoluene	2.794	2.327	2.063	2.134	2.184	2.095	1.913	2.163	2.301	2.307	2.228	10.588
1,3-Dichlorobenzene	1.925	1.777	1.574	1.636	1.682	1.541	1.457	1.581	1.580	1.603	1.636	8.093
1,4-Dichlorobenzene	2.002	1.855	1.704	1.742	1.752	1.592	1.497	1.597	1.574	1.607	1.692	8.965
n-Butylbenzene	2.781	2.081	1.913	1.924	1.998	1.775	1.752	1.993	2.136	2.139	2.049	14.140
1,2-Dichlorobenzene	1.799	1.579	1.480	1.582	1.581	1.475	1.422	1.489	1.507	1.513	1.543	6.769
1,2-Dibromo-3-chloropropane	0.190	0.115	0.092	0.142	0.141	0.129	0.146	0.137	0.135	0.133	0.136	18.200
1,2,4-Trichlorobenzene	1.124	1.218	0.981	1.008	1.026	0.965	0.887	0.935	0.975	0.974	1.009	9.495
Hexachlorobutadiene	0.421	0.368	0.352	0.366	0.362	0.335	0.303	0.334	0.374	0.372	0.359	8.699
Naphthalene		3.530	2.807	3.077	3.050	2.883	2.896	2.747	2.885	2.849	2.969	7.922
1,2,3-Trichlorobenzene	1.380	1.030	0.965	0.987	0.998	0.945	0.909	0.927	0.966	0.952	1.006	13.519
Dibromofluoromethane	0.267	0.275	0.281	0.281	0.285	0.275	0.274	0.288	0.263	0.269	0.276	2.910

6B

VOLATILE ORGANICS INITIAL CALIBRATION DATA

Lab Name: AMRO Environmental Laboratories Contract: ____

Lab Code: AMRO Case No.: LBG NY SAS No.: SDG No.: 0508058

Instrument ID: V-3 Calibration Date(s): 07/26/05 07/26/05

Heated Purge: (Y/N) N Calibration Times: 13:05 21:11

GC Column: HP-624 ID: 0.20 (mm)

LAB FILE ID: 0.5 PPB G1581.D 1.0 PPB G1583.D 2.0 PPB G1584.D
5.0 PPB G1585.D 10 PPB = G1586.D 25 PPB = G1588.D 50 PPB = G1589.D
100 PPB G1591.D 300 PPB G1595.D 200 PPB G1593.D

COMPOUND	0.5 PPB	1.0 PPB	2.0 PPB	5.0 PPB	10 PPB	25 PPB	50 PPB	100 PPB	300 PPB	200 PPB	$\overline{RRF}$	% RSD
1,2-Dichloroethane-d4	0.244	0.253	0.260	0.259	0.257	0.255	0.253	0.255	0.245	0.256	0.254	2.111
Toluene-d8	0.872	0.874	0.891	0.889	0.901	0.882	0.908	0.903	0.892	0.899	0.891	1.366
4-Bromofluorobenzene	0.395	0.400	0.405	0.401	0.405	0.412	0.423	0.417	0.413	0.414	0.409	2.129

* Compounds with required minimum RRF and maximum %RSD values.
All other compounds must meet a minimum RRF of 0.010.

7A

VOLATILE CONTINUING CALIBRATION CHECK

Lab Name: AMRO Environmental Laboratories Contract: _____

Lab Code: AMRO Case No.: LBG NY SAS No.: _____ SDG No.: 0508058

Instrument ID: V-3 Calibration Date: 08/12/05 Time: 7:12

Lab File ID: C:\HPCHEM\1\DATA\081205 Init. Calib. Date(s): 07/26/05 07/26/05

EPA Sample No.: 8260 ccv 25ppb Init. Calib. Times: 13:05 21:11

Heated Purge: (Y/N) N

GC Column: HP-624 ID: 0.20 (mm)

COMPOUND	IC RRF	CCV RRF	MIN RRF	%D	MAX %D
1,1,1,2-Tetrachloroethane	0.331	0.000		-100	
1,1,1-Trichloroethane	0.260	0.000		-100	
1,1,2,2-Tetrachloroethane	1.159	0.000	0.300	-100	
1,1,2-Trichloroethane	0.304	0.000		-100	
1,1-Dichloroethane	0.516	0.000	0.100	-100	
1,1-Dichloroethene	0.243	0.000		-100	20.0
1,1-Dichloropropene	0.367	0.000		-100	
1,2,3-Trichlorobenzene	1.006	0.000		-100	
1,2,3-Trichloropropane	0.850	0.000		-100	
1,2,4-Trichlorobenzene	1.009	0.000		-100	
1,2,4-Trimethylbenzene	2.198	0.000		-100	
1,2-Dibromo-3-chloropropane	0.136	0.000		-100	
1,2-Dibromoethane	0.330	0.000		-100	
1,2-Dichlorobenzene	1.543	0.000		-100	
1,2-Dichloroethane	0.334	0.000		-100	
1,2-Dichloropropane	0.330	0.000		-100	20.0
1,3,5-Trimethylbenzene	2.114	0.000		-100	
1,3-Dichlorobenzene	1.636	0.000		-100	
1,3-Dichloropropane	0.736	0.000		-100	
1,4-Dichlorobenzene	1.692	0.000		-100	
1,4-Dioxane	0.003	0.000		-100	
2,2-Dichloropropane	0.225	0.000		-100	
2-Butanone	0.049	0.000		-100	
2-Chlorotoluene	1.998	0.000		-100	
2-Hexanone	0.238	0.000		-100	
4-Chlorotoluene	2.349	0.000		-100	
4-Isopropyltoluene	2.228	0.000		-100	
4-Methyl-2-pentanone	0.050	0.000		-100	
Acetone	0.055	0.000		-100	
Acrylonitrile	0.137	0.000		-100	
Benzene	1.183	0.000		-100	
Bromobenzene	0.927	0.000		-100	
Bromochloromethane	0.173	0.000		-100	
Bromodichloromethane	0.355	0.000		-100	
Bromoform	0.289	0.000	0.100	-100	

All other compounds must meet a minimum RRF of 0.010.

7B

VOLATILE CONTINUING CALIBRATION CHECK

Lab Name: AMRO Environmental Laboratories Contract: _____

Lab Code: AMRO Case No.: LBG NY SAS No.: _____ SDG No.: 0508058

Instrument ID: V-3 Calibration Date: 08/12/05 Time: 7:12

Lab File ID: C:\HPCHEM\1\DATA\081205 Init. Calib. Date(s): 07/26/05 07/26/05

EPA Sample No.: 8260 ccv 25ppb Init. Calib. Times: 13:05 21:11

Heated Purge: (Y/N) N

GC Column: HP-624 ID: 0.20 (mm)

COMPOUND	IC RRF	CCV RRF	MIN RRF	%D	MAX %D
Bromomethane	0.222	0.000		-100	
Carbon disulfide	0.854	0.000		-100	
Carbon tetrachloride	0.229	0.000		-100	
Chlorobenzene	1.065	0.000	0.300	-100	
Chloroethane	0.187	0.000		-100	
Chloroform	0.443	0.000		-100	20.0
Chloromethane	0.332	0.000	0.100	-100	
cis-1,2-Dichloroethene	0.308	0.000		-100	
cis-1,3-Dichloropropene	0.494	0.000		-100	
Dibromochloromethane	0.432	0.000		-100	
Dibromomethane	0.222	0.000		-100	
Dichlorodifluoromethane	0.149	0.000		-100	
Dichlorofluoromethane	0.418	0.000		-100	
Diethyl ether	0.187	0.000		-100	
Diisopropyl ether	1.055	0.000		-100	
Ethyl Tertiary Butyl Ether	0.629	0.000		-100	
Ethylbenzene	1.566	0.000		-100	20.0
Freon-113	0.136	0.000		-100	
Hexachlorobutadiene	0.359	0.000		-100	
Iodomethane	0.504	0.000		-100	
Isopropylbenzene	2.493	0.000		-100	
m,p-Xylene	0.613	0.000		-100	
Methyl tert-butyl ether	0.454	0.000		-100	
Methylene chloride	0.376	0.000		-100	
n-Butylbenzene	2.049	0.000		-100	
n-Propylbenzene	3.160	0.000		-100	
Naphthalene	2.969	0.000		-100	
o-Xylene	0.591	0.000		-100	
sec-Butylbenzene	2.573	0.000		-100	
Styrene	1.103	0.000		-100	
tert-Butylbenzene	1.696	0.000		-100	
Tertiary Amyl Methyl Ether	0.702	0.000		-100	
Tertiary Butanol	0.028	0.000		-100	
Tetrachloroethene	0.317	0.000		-100	
Tetrahydrofuran	0.115	0.000		-100	

All other compounds must meet a minimum RRF of 0.010.

7B

VOLATILE CONTINUING CALIBRATION CHECK

Lab Name: AMRO Environmental Laboratories Contract: _____

Lab Code: AMRO Case No.: LBG NY SAS No.: _____ SDG No.: 0508058

Instrument ID: V-3 Calibration Date: 08/12/05 Time: 7:12

Lab File ID: C:\HPCHEM\1\DATA\081205 Init. Calib. Date(s): 07/26/05 07/26/05

EPA Sample No.: 8260 ccv 25ppb Init. Calib. Times: 13:05 21:11

Heated Purge: (Y/N) N

GC Column: HP-624 ID: 0.20 (mm)

COMPOUND	IC RRF	CCV RRF	MIN RRF	%D	MAX %D
Toluene	0.674	0.000		-100	20.0
trans-1,2-Dichloroethene	0.279	0.000		-100	
trans-1,3-Dichloropropene	0.420	0.000		-100	
Trichloroethene	0.286	0.000		-100	
Trichlorofluoromethane	0.248	0.000		-100	
Vinyl acetate	0.018	0.000		-100	
Vinyl chloride	0.284	0.000		-100	20.0

All other compounds must meet a minimum RRF of 0.010.

7A

VOLATILE CONTINUING CALIBRATION CHECK

Lab Name: AMRO Environmental Laboratories Contract: _____

Lab Code: AMRO Case No.: LBG NY SAS No.: _____ SDG No.: 0508058

Instrument ID: V-3 Calibration Date: 08/13/05 Time: 7:58

Lab File ID: C:\HPCHEM\1\DATA\081305 Init. Calib. Date(s): 07/26/05 07/26/05

EPA Sample No.: 8260 ccv 25ppb Init. Calib. Times: 13:05 21:11

Heated Purge: (Y/N) N

GC Column: HP-624 ID: 0.20 (mm)

COMPOUND	IC RRF	CCV RRF	MIN RRF	%D	MAX %D
1,1,1,2-Tetrachloroethane	0.331	0.343		3.594	
1,1,1-Trichloroethane	0.260	0.295		13.374	
1,1,2,2-Tetrachloroethane	1.159	1.030	0.300	-11.13	
1,1,2-Trichloroethane	0.304	0.296		-2.471	
1,1-Dichloroethane	0.516	0.516	0.100	-0.058	
1,1-Dichloroethene	0.243	0.257		5.718	20.0
1,1-Dichloropropene	0.367	0.340		-7.332	
1,2,3-Trichlorobenzene	1.006	0.829		-17.586	
1,2,3-Trichloropropane	0.850	0.758		-10.855	
1,2,4-Trichlorobenzene	1.009	0.846		-16.18	
1,2,4-Trimethylbenzene	2.198	1.898		-13.661	
1,2-Dibromo-3-chloropropane	0.136	0.126		-7.353	
1,2-Dibromoethane	0.330	0.324		-1.967	
1,2-Dichlorobenzene	1.543	1.423		-7.759	
1,2-Dichloroethane	0.334	0.367		9.847	
1,2-Dichloropropane	0.330	0.305		-7.436	20.0
1,3,5-Trimethylbenzene	2.114	1.891		-10.549	
1,3-Dichlorobenzene	1.636	1.465		-10.43	
1,3-Dichloropropane	0.736	0.679		-7.757	
1,4-Dichlorobenzene	1.692	1.533		-9.408	
1,4-Dioxane	0.003	0.003		12.5	
2,2-Dichloropropane	0.225	0.248		9.978	
2-Butanone	0.049	0.057		17.123	
2-Chlorotoluene	1.998	1.744		-12.721	
2-Hexanone	0.238	0.218		-8.519	
4-Chlorotoluene	2.349	2.044		-12.988	
4-Isopropyltoluene	2.228	1.966		-11.763	
4-Methyl-2-pentanone	0.050	0.047		-6.208	
Acetone	0.055	0.067		21.542	
Acrylonitrile	0.137	0.127		-6.96	
Benzene	1.183	1.091		-7.753	
Bromobenzene	0.927	0.842		-9.13	
Bromochloromethane	0.173	0.189		9.122	
Bromodichloromethane	0.355	0.367		3.38	
Bromoform	0.289	0.296	0.100	2.387	

All other compounds must meet a minimum RRF of 0.010.

7B

VOLATILE CONTINUING CALIBRATION CHECK

Lab Name: AMRO Environmental Laboratories Contract: _____

Lab Code: AMRO Case No.: LBG NY SAS No.: _____ SDG No.: 0508058

Instrument ID: V-3 Calibration Date: 08/13/05 Time: 7:58

Lab File ID: C:\HPCHEM\1\DATA\081305 Init. Calib. Date(s): 07/26/05 07/26/05

EPA Sample No.: 8260 ccv 25ppb Init. Calib. Times: 13:05 21:11

Heated Purge: (Y/N) N

GC Column: HP-624 ID: 0.20 (mm)

COMPOUND	IC RRF	CCV RRF	MIN RRF	%D	MAX %D
Bromomethane	0.222	0.247		11.094	
Carbon disulfide	0.854	0.890		4.191	
Carbon tetrachloride	0.229	0.253		10.529	
Chlorobenzene	1.065	1.025	0.300	-3.774	
Chloroethane	0.187	0.203		8.75	
Chloroform	0.443	0.473		6.82	20.0
Chloromethane	0.332	0.316	0.100	-4.915	
cis-1,2-Dichloroethene	0.308	0.302		-1.852	
cis-1,3-Dichloropropene	0.494	0.464		-6.149	
Dibromochloromethane	0.432	0.461		6.713	
Dibromomethane	0.222	0.223		0.632	
Dichlorodifluoromethane	0.149	0.184		23.49	
Dichlorofluoromethane	0.418	0.452		8.249	
Diethyl ether	0.187	0.201		7.602	
Diisopropyl ether	1.055	0.931		-11.779	
Ethyl Tertiary Butyl Ether	0.629	0.651		3.563	
Ethylbenzene	1.566	1.448		-7.517	20.0
Freon-113	0.136	0.154		13.235	
Hexachlorobutadiene	0.359	0.349		-2.704	
Iodomethane	0.504	0.563		11.751	
Isopropylbenzene	2.493	2.139		-14.203	
m,p-Xylene	0.613	0.572		-6.688	
Methyl tert-butyl ether	0.454	0.466		2.734	
Methylene chloride	0.376	0.383		1.832	
n-Butylbenzene	2.049	1.768		-13.722	
n-Propylbenzene	3.160	2.840		-10.129	
Naphthalene	2.969	2.415		-18.669	
o-Xylene	0.591	0.542		-8.322	
sec-Butylbenzene	2.573	2.216		-13.865	
Styrene	1.103	1.050		-4.822	
tert-Butylbenzene	1.696	1.468		-13.454	
Tertiary Amyl Methyl Ether	0.702	0.667		-5.013	
Tertiary Butanol	0.028	0.026		-6.137	
Tetrachloroethene	0.317	0.295		-6.911	
Tetrahydrofuran	0.115	0.089		-22.459	

All other compounds must meet a minimum RRF of 0.010.

7B

VOLATILE CONTINUING CALIBRATION CHECK

Lab Name: AMRO Environmental Laboratories Contract: _____

Lab Code: AMRO Case No.: LBG NY SAS No.: _____ SDG No.: 0508058

Instrument ID: V-3 Calibration Date: 08/13/05 Time: 7:58

Lab File ID: C:\HPCHEM\1\DATA\081305 Init. Calib. Date(s): 07/26/05 07/26/05

EPA Sample No.: 8260 ccv 25ppb Init. Calib. Times: 13:05 21:11

Heated Purge: (Y/N) N

GC Column: HP-624 ID: 0.20 (mm)

COMPOUND	IC RRF	CCV RRF	MIN RRF	%D	MAX %D
Toluene	0.674	0.638		-5.369	20.0
trans-1,2-Dichloroethene	0.279	0.279		-0.179	
trans-1,3-Dichloropropene	0.420	0.408		-2.973	
Trichloroethene	0.286	0.276		-3.564	
Trichlorofluoromethane	0.248	0.302		21.971	
Vinyl acetate	0.018	0.025		38.889	
Vinyl chloride	0.284	0.268		-5.767	20.0

All other compounds must meet a minimum RRF of 0.010.

8A

VOLATILE INTERNAL STANDARD AREA AND RT SUMMARY

Lab Name: AMRO Environmental Laboratories Contract: _____

Lab Code: AMRO Case No.: LBG NY SAS No.: _____ SDG No.: 0508058

Lab File ID (Standard): C:\HPCHEM\1\DATA\08120 Date Analyzed: 08/12/05

EPA Sample No.(VSTD050##) 8260 ccv 25ppb Time Analyzed: 7:12

Instrument ID: V-3 Heated Purge: (Y/N) N

GC Column: HP-624 ID: 0.20 (mm)

		IS1 AREA #	RT #	IS2 AREA #	RT #	IS3 AREA #	RT #
	12 HOUR STD	805428	8.15	647704	13.88	334935	18.4
	UPPER LIMIT	1610856	8.65	1295408	14.38	669870	18.9
	LOWER LIMIT	402714	7.65	323852	13.38	167468	17.9
	EPA SAMPLE						
01	lcsf-08/12/05	871502	8.150	662778	13.880	339181	18.400
02	mb-08/12/05	956667	8.140	708416	13.890	311437	18.400
03	ZZZZZ	810067	8.150	622658	13.890	285027	18.400
04	ZZZZZ	870972	8.140	648583	13.880	288722	18.410
05	ZZZZZ	821655	8.150	617201	13.880	291244	18.410
06	ZZZZZ	797702	8.150	598956	13.890	261344	18.410
07	ZZZZZ	920124	8.150	714772	13.890	363964	18.410
08	ZZZZZ	858356	8.150	653581	13.880	326278	18.410
09	ZZZZZ	637017	8.140	471086	13.880	207127	18.400
10	ZZZZZ	566941	8.150	432096	13.880	191984	18.400
11	MW-10C	803536	8.160	599091	13.890	282937	18.420
12	MW-10B	752584	8.160	556669	13.890	254119	18.420

IS1 = Fluorobenzene
IS2 = Chlorobenzene-d5
IS3 = 1,4-Dichlorobenzene-d4

AREA UPPER LIMIT = +100% of internal standard area
AREA LOWER LIMIT = -50% of internal standard area
RT UPPER LIMIT = +0.50 minutes of internal standard RT
RT LOWER LIMIT = -0.50 minutes of internal standard RT

Column used to flag values outside QC limits with an asterisk.
* Values outside of QC limits.

page 1 of 2

FORM VIII VOA OLM04.2

8A

VOLATILE INTERNAL STANDARD AREA AND RT SUMMARY

Lab Name: AMRO Environmental Laboratories Contract: _____

Lab Code: AMRO Case No.: LBG NY SAS No.: _____ SDG No.: 0508058

Lab File ID (Standard): C:\HPCHEM\1\DATA\08130 Date Analyzed: 08/13/05

EPA Sample No.(VSTD050##) 8260 ccv 25ppb Time Analyzed: 7:58

Instrument ID: V-3 Heated Purge: (Y/N) N

GC Column: HP-624 ID: 0.20 (mm)

		IS1 AREA #	RT #	IS2 AREA #	RT #	IS3 AREA #	RT #
	12 HOUR STD	845202	8.16	641336	13.89	343092	18.42
	UPPER LIMIT	1690404	8.66	1282672	14.39	686184	18.92
	LOWER LIMIT	422601	7.66	320668	13.39	171546	17.92
	EPA SAMPLE						
01	lcsf-08/13/05	945896	8.160	728515	13.900	369106	18.420
02	lcsdupf-08/13/0	889752	8.150	705742	13.900	359223	18.420
03	mb-08/13/05	927965	8.160	694013	13.900	316334	18.420
04	ZZZZZ	894481	8.170	659465	13.900	304242	18.420
05	MW-7D	802380	8.160	614498	13.890	282293	18.420
06	MW-10D	805612	8.160	602843	13.890	277325	18.420
07	ZZZZZ	843360	8.160	626164	13.890	308583	18.420
08	MW-10A	851675	8.160	659676	13.890	314250	18.420
09	MW-7D	969947	8.160	705807	13.890	346977	18.420
10	MW-7D	1002999	8.160	746899	13.890	362103	18.420
11	ZZZZZ	960236	8.160	709827	13.890	328596	18.420
12	ZZZZZ	953938	8.160	703132	13.890	319659	18.400
13	ZZZZZ	960521	8.150	718430	13.890	327939	18.410
14	ZZZZZ	856805	8.150	618061	13.890	285885	18.410
15	ZZZZZ	931048	8.150	711541	13.880	320291	18.410
16	ZZZZZ	926024	8.160	693814	13.890	314406	18.420

IS1 = Fluorobenzene
IS2 = Chlorobenzene-d5
IS3 = 1,4-Dichlorobenzene-d4

AREA UPPER LIMIT = +100% of internal standard area
AREA LOWER LIMIT = -50% of internal standard area
RT UPPER LIMIT = +0.50 minutes of internal standard RT
RT LOWER LIMIT = -0.50 minutes of internal standard RT

Column used to flag values outside QC limits with an asterisk.
* Values outside of QC limits.

page 2 of 2

FORM VIII VOA OLM04.2

GC/MS TUNE RESULTS

BFB

Data File : C:\HPCHEM\1\DATA\072605\G1579.D
Acq On : 26 Jul 05 11:51 am
Sample : [bfb tune 50 ng]
Misc :
MS Integration Params: rteint.p
Method : C:\HPCHEM\1\METHODS\8A_05_26.M (RTE Integrator)
Title : 8260 DB-624 col 25m x 0.2mm V-3

Vial: 100
Operator: kty
Inst : voa 3
Multiplr: 1.00000

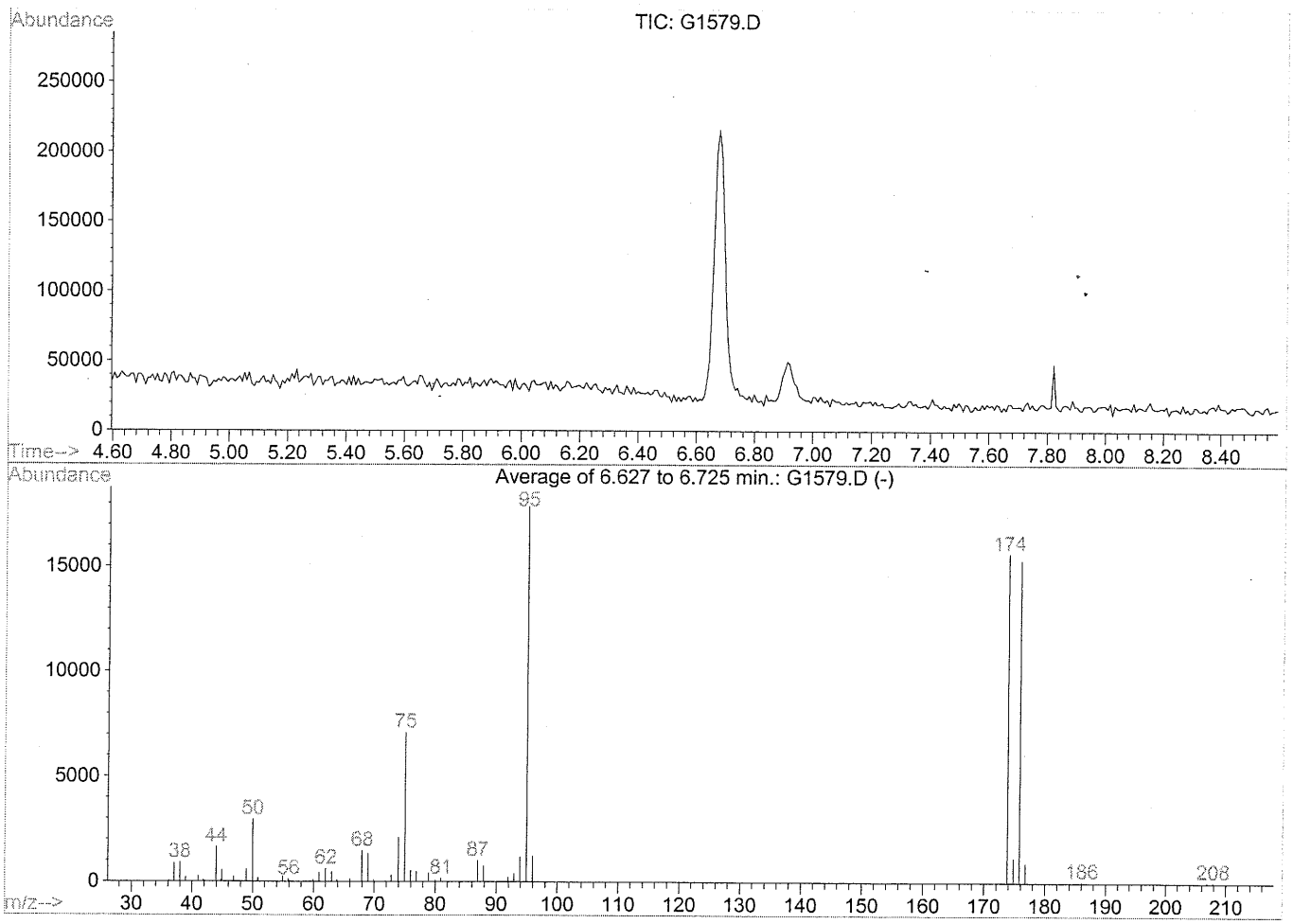

Spectrum Information: Average of 6.627 to 6.725 min.

Target Mass	Rel. to Mass	Lower Limit%	Upper Limit%	Rel. Abn%	Raw Abn	Result Pass/Fail
50	95	15	40	16.6	2964	PASS
75	95	30	60	39.7	7096	PASS
95	95	100	100	100.0	17852	PASS
96	95	5	9	6.8	1213	PASS
173	174	0.00	2	0.3	40	PASS
174	95	50	120	87.6	15647	PASS
175	174	5	9	7.5	1166	PASS
176	174	95	101	97.9	15319	PASS
177	176	5	9	5.9	911	PASS

BFB

Data File : C:\HPCHEM\1\DATA\081205\G1819.D
Acq On : 12 Aug 05 6:08 am
Sample : [bfb tune 50 ng]
Misc :
MS Integration Params: rteint.p
Method : C:\HPCHEM\1\METHODS\8A_07_26.M (RTE Integrator)
Title : 8260 DB-624 col 25m x 0.2mm V-3

Vial: 100
Operator: kty
Inst : voa 3
Multiplr: 1.00000

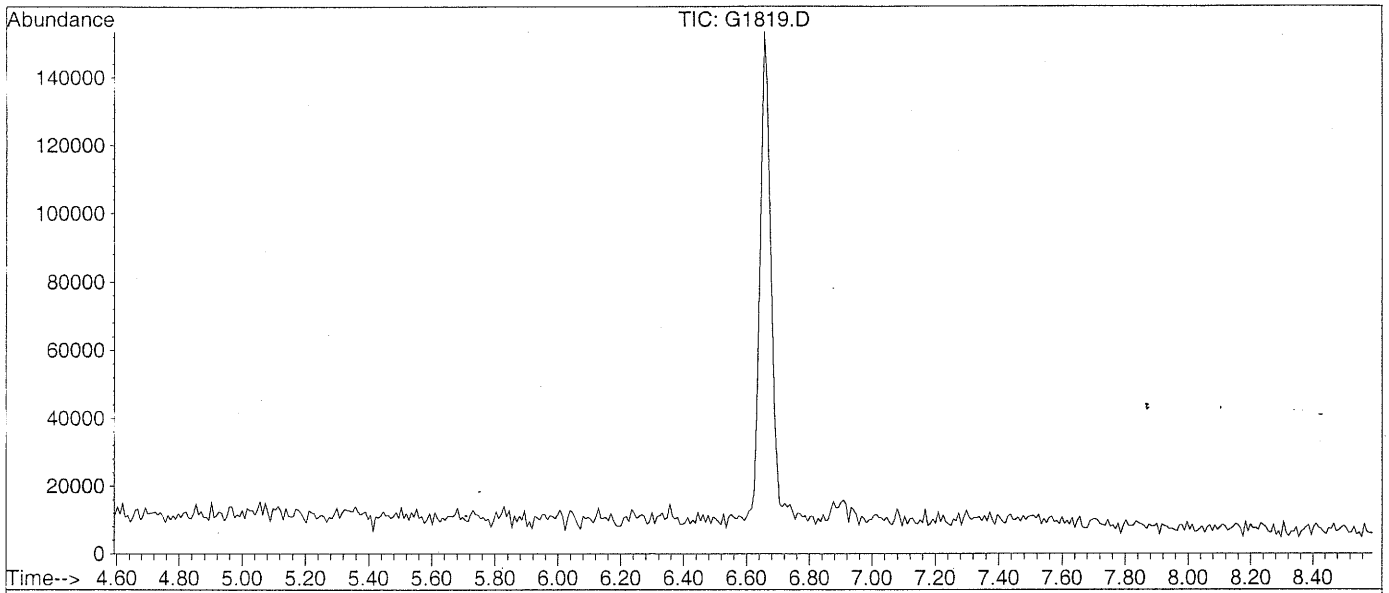

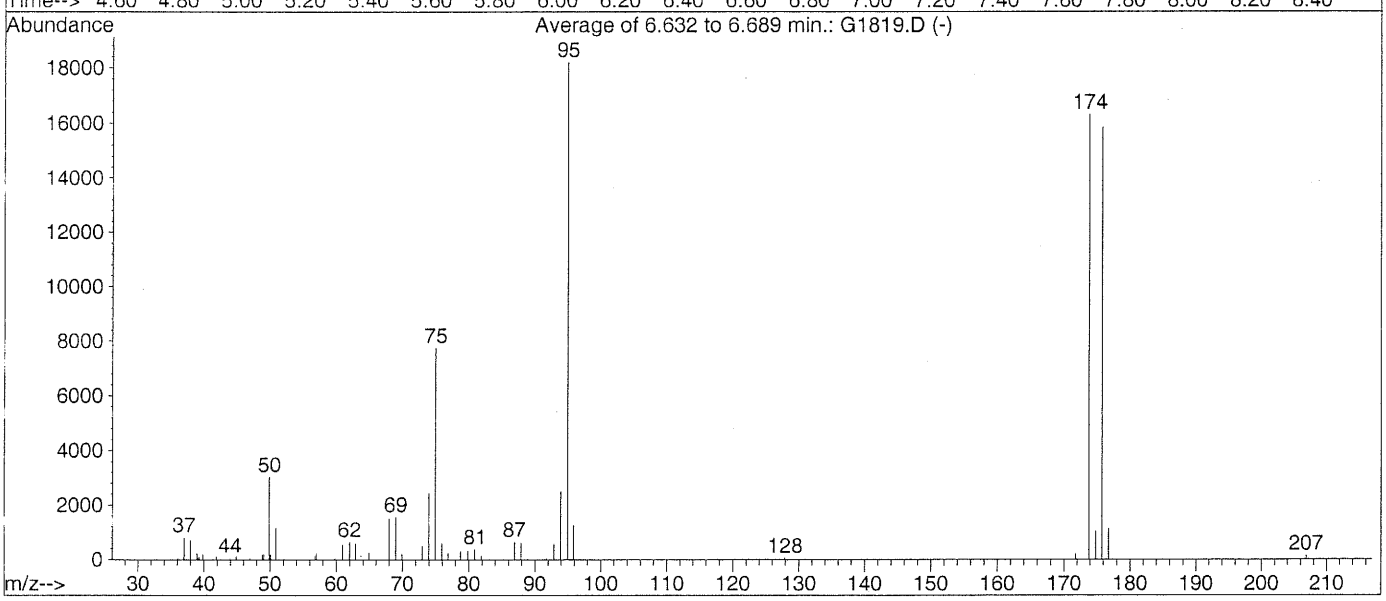

Spectrum Information: Average of 6.632 to 6.689 min.

Target Mass	Rel. to Mass	Lower Limit%	Upper Limit%	Rel. Abn%	Raw Abn	Result Pass/Fail
50	95	15	40	16.7	3037	PASS
75	95	30	60	42.7	7761	PASS
95	95	100	100	100.0	18196	PASS
96	95	5	9	7.0	1276	PASS
173	174	0.00	2	0.0	0	PASS
174	95	50	120	89.6	16309	PASS
175	174	5	9	6.4	1043	PASS
176	174	95	101	97.1	15836	PASS
177	176	5	9	7.1	1129	PASS

08/12/05

BFB

Data File : C:\HPCHEM\1\DATA\081305\G1846.D
Acq On : 13 Aug 05 7:09 am
Sample : [bfb tune 50 ng]
Misc :
MS Integration Params: rteint.p
Method : C:\HPCHEM\1\METHODS\8A_07_26.M (RTE Integrator)
Title : 8260 DB-624 col 25m x 0.2mm V-3

Vial: 100
Operator: kty
Inst : voa 3
Multiplr: 1.00000

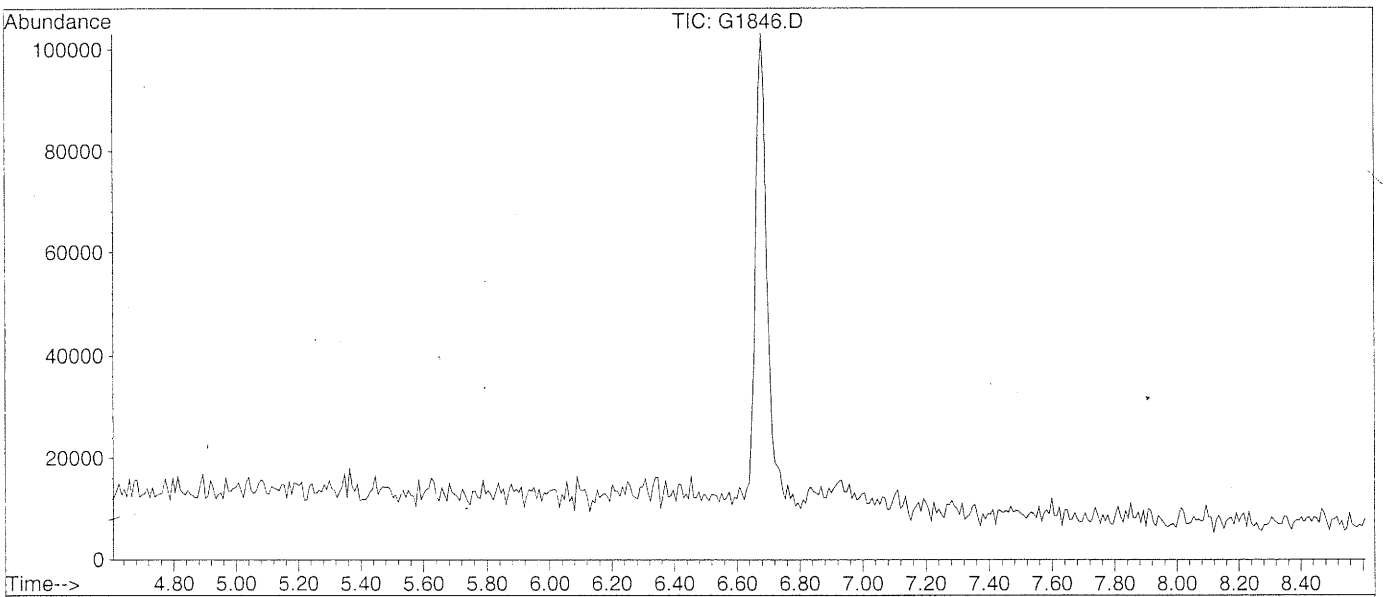

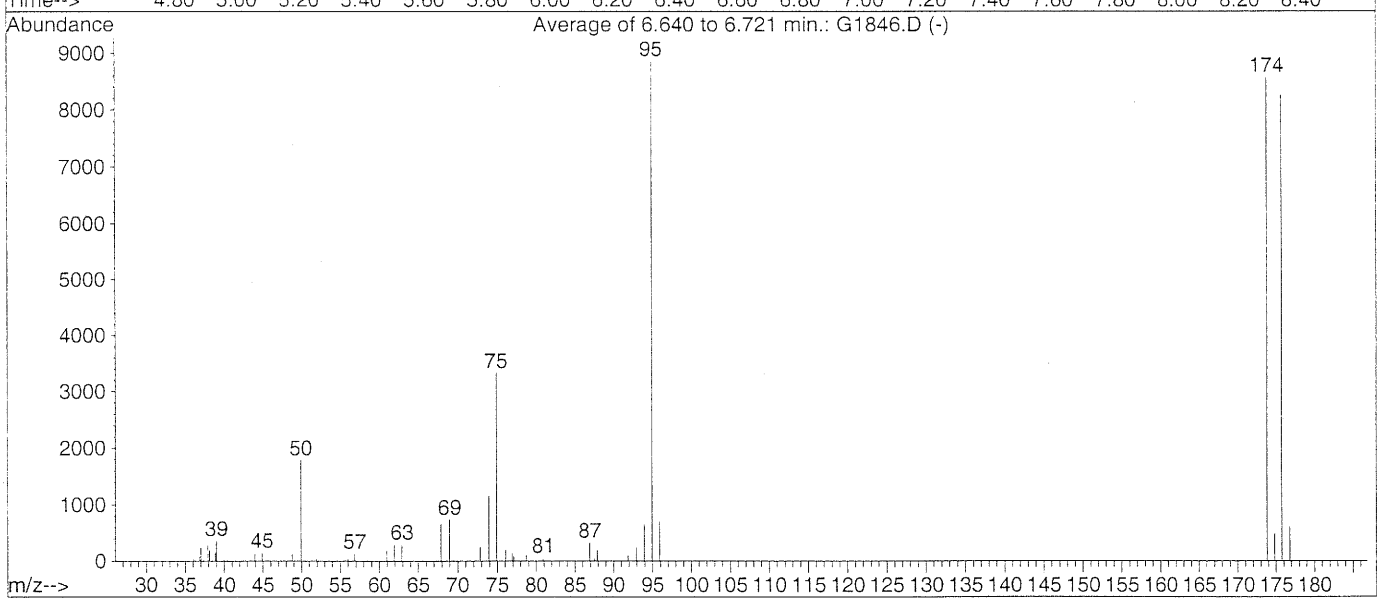

Spectrum Information: Average of 6.640 to 6.721 min.

Target Mass	Rel. to Mass	Lower Limit%	Upper Limit%	Rel. Abn%	Raw Abn	Result Pass/Fail
50	95	15	40	20.2	1790	PASS
75	95	30	60	37.6	3331	PASS
95	95	100	100	100.0	8857	PASS
96	95	5	9	8.0	707	PASS
173	174	0.00	2	0.0	0	PASS
174	95	50	120	96.8	8572	PASS
175	174	5	9	5.8	494	PASS
176	174	95	101	96.4	8267	PASS
177	176	5	9	7.4	612	PASS

08/13/05

METHOD BLANK

Quantitation Report (QT Reviewed)

Data File : C:\HPCHEM\1\DATA\081205\G1824.D Vial: 100
Acq On : 12 Aug 05 8:58 am Operator: kty
Sample : [mb-08/12/05]df=1MF=5UG{8260_WX} Inst : voa 3
Misc : xtr08/12/05 samp=5ml fv=5ml Multiplr: 1.00000
MS Integration Params: rteint.p
Quant Time: Aug 12 10:39 2005 Quant Results File: 8A_07_26.RES

Quant Method : C:\HPCHEM\1\METHODS\8A_07_26.M (RTE Integrator)
Title : 8260 DB-624 col 25m x 0.2mm V-3
Last Update : Wed Jul 27 12:23:07 2005
Response via : Initial Calibration
DataAcq Meth : 8A_07_26

Internal Standards	R.T.	QIon	Response	Conc	Units	Dev(Min)
1) Fluorobenzene	8.14	96	956667	25.00	ug/l	-0.02
58) Chlorobenzene-d5	13.89	117	708416	25.00	ug/l	-0.02
71) 1,4-Dichlorobenzene-d4	18.40	152	311437	25.00	ug/l	-0.03
System Monitoring Compounds						
32) Dibromofluoromethane	6.85	113	299829	28.42	ug/l	-0.03
Spiked Amount 25.000	Range 85 - 116		Recovery = 113.68%			
35) 1,2-Dichloroethane-d4	7.47	65	275135	28.34	ug/l	-0.03
Spiked Amount 25.000	Range 77 - 127		Recovery = 113.36%			
52) Toluene-d8	11.17	98	838343	24.59	ug/l	-0.02
Spiked Amount 25.000	Range 86 - 114		Recovery = 98.36%			
59) 4-Bromofluorobenzene	16.16	174	273088	23.59	ug/l	-0.03
Spiked Amount 25.000	Range 79 - 117		Recovery = 94.36%			
94) 2,5-Dibromotoluene	0.00	250	0	0.00	ug/l	
Spiked Amount 25.000	Range 70 - 130		Recovery = 0.00%#			
Target Compounds						Qvalue
92) Naphthalene	22.78	128	21488	0.58	ug/l	96

08/12/08

(#) = qualifier out of range (m) = manual integration

Quantitation Report

Data File : C:\HPCHEM\1\DATA\081205\G1824.D Vial: 100
Acq On : 12 Aug 05 8:58 am Operator: kty
Sample : [mb-08/12/05]df=1MF=5UG{8260_WX} Inst : voa 3
Misc : xtr08/12/05 samp=5ml fv=5ml Multiplr: 1.00000
MS Integration Params: rteint.p
Quant Time: Aug 12 10:39 2005 Quant Results File: 8A_07_26.RES

Method : C:\HPCHEM\1\METHODS\8A_07_26.M (RTE Integrator)
Title : 8260 DB-624 col 25m x 0.2mm V-3
Last Update : Wed Jul 27 12:23:07 2005
Response via : Initial Calibration



Quantitation Report (Not Reviewed)

Data File : C:\HPCHEM\1\DATA\081205\G1824.D Vial: 100
Acq On : 12 Aug 05 8:58 am Operator: kty
Sample : [mb-08/12/05]df=1MF=5UG{8260_WX} Inst : voa 3
Misc : xtr08/12/05 samp=5ml fv=5ml Multiplr: 1.00000
MS Integration Params: rteint.p
Quant Time: Aug 12 9:26 2005 Quant Results File: 8A_07_26.RES

Quant Method : C:\HPCHEM\1\METHODS\8A_07_26.M (RTE Integrator)
Title : 8260 DB-624 col 25m x 0.2mm V-3
Last Update : Wed Jul 27 12:23:07 2005
Response via : Initial Calibration
DataAcq Meth : 8A_07_26

Internal Standards	R.T.	QIon	Response	Conc	Units	Dev(Min)
1) Fluorobenzene	8.14	96	956667	25.00	ug/l	-0.02
58) Chlorobenzene-d5	13.89	117	708416	25.00	ug/l	-0.02
71) 1,4-Dichlorobenzene-d4	18.40	152	311437	25.00	ug/l	-0.03
System Monitoring Compounds						
32) Dibromofluoromethane	6.85	113	299829	28.42	ug/l	-0.03
Spiked Amount 25.000	Range 85 - 116		Recovery = 113.68%			
35) 1,2-Dichloroethane-d4	7.47	65	275135	28.34	ug/l	-0.03
Spiked Amount 25.000	Range 77 - 127		Recovery = 113.36%			
52) Toluene-d8	11.17	98	838343	24.59	ug/l	-0.02
Spiked Amount 25.000	Range 86 - 114		Recovery = 98.36%			
59) 4-Bromofluorobenzene	16.16	174	273088	23.59	ug/l	-0.03
Spiked Amount 25.000	Range 79 - 117		Recovery = 94.36%			
94) 2,5-Dibromotoluene	0.00	250	0	0.00	ug/l	
Spiked Amount 25.000	Range 70 - 130		Recovery = 0.00%#			
Target Compounds						Qvalue
6) Bromomethane	2.01	94	1203	-5.26	ug/l #	11
27) 2,2-Dichloropropane	6.01	77	415	-1.76	ug/l #	45
30) Tetrahydrofuran	6.49	42	595	-1.31	ug/l #	37
91) Hexachlorobutadiene	22.72	225	2799	0.63	ug/l #	42
92) Naphthalene	22.78	128	21488	0.58	ug/l	96

(#) = qualifier out of range (m) = manual integration

Quantitation Report

Data File : C:\HPCHEM\1\DATA\081205\G1824.D Vial: 100
Acq On : 12 Aug 05 8:58 am Operator: kty
Sample : [mb-08/12/05]df=1MF=5UG{8260_WX} Inst : voa 3
Misc : xtr08/12/05 samp=5ml fv=5ml Multiplr: 1.00000
MS Integration Params: rteint.p
Quant Time: Aug 12 9:26 2005 Quant Results File: 8A_07_26.RES

Method : C:\HPCHEM\1\METHODS\8A_07_26.M (RTE Integrator)
Title : 8260 DB-624 col 25m x 0.2mm V-3
Last Update : Wed Jul 27 12:23:07 2005
Response via : Initial Calibration

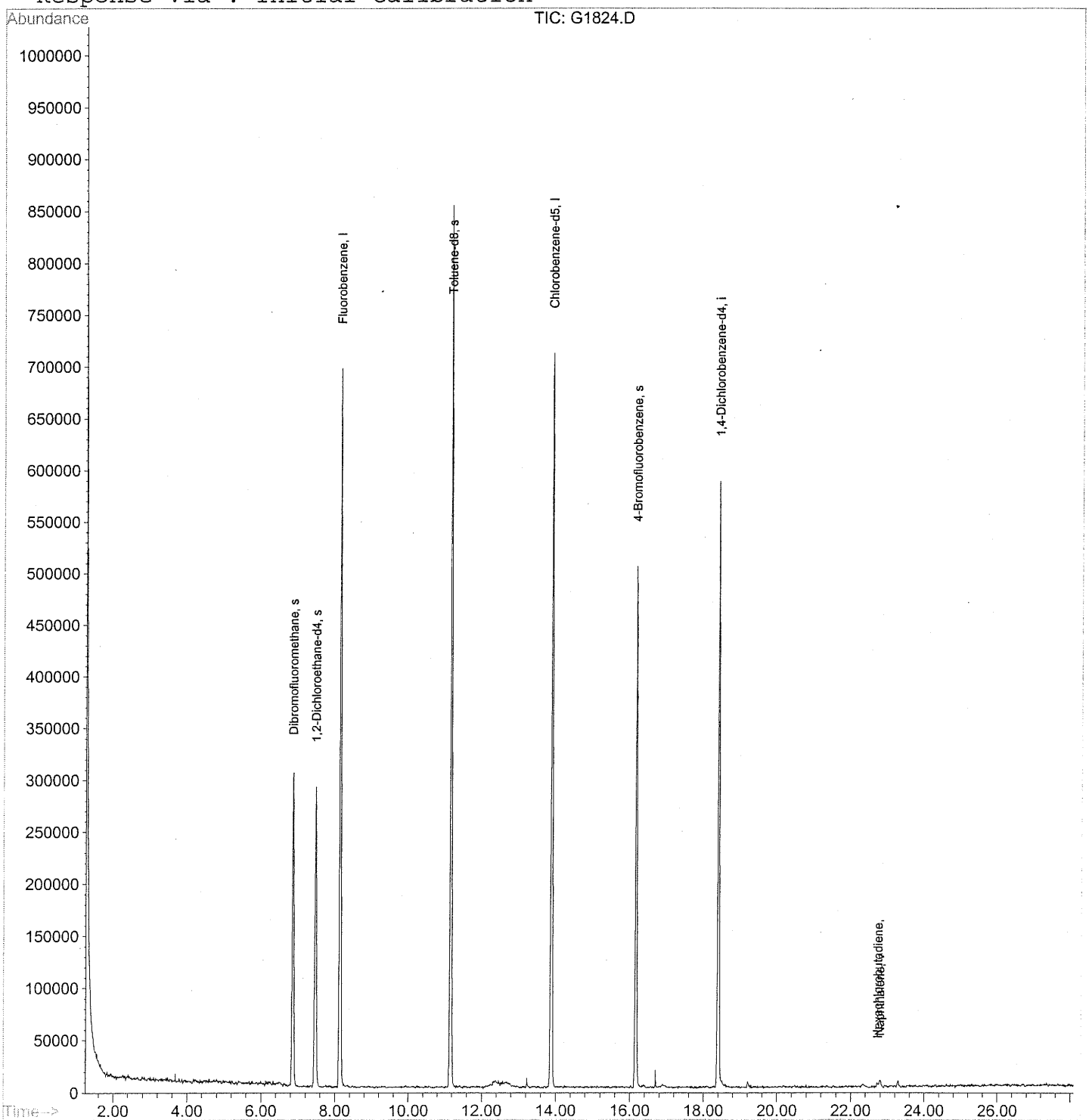

Quantitation Report

Data File : C:\HPCHEM\1\DATA\081205\G1824.D
Acq On : 12 Aug 05 8:58 am
Sample : [mb-08/12/05]df=1MF=5UG{8260_WX}
Misc : xtr08/12/05 samp=5ml fv=5ml
Quant Time: Aug 12 10:39 2005 Quant Results File: temp.res

Vial: 100
Operator: kty
Inst : voa 3
Multiplr: 1.00000

Method : C:\HPCHEM\1\METHODS\8A_07_26.M (RTE Integrator)
Title : 8260 DB-624 col 25m x 0.2mm V-3
Last Update : Wed Jul 27 12:23:07 2005
Response via : Multiple Level Calibration

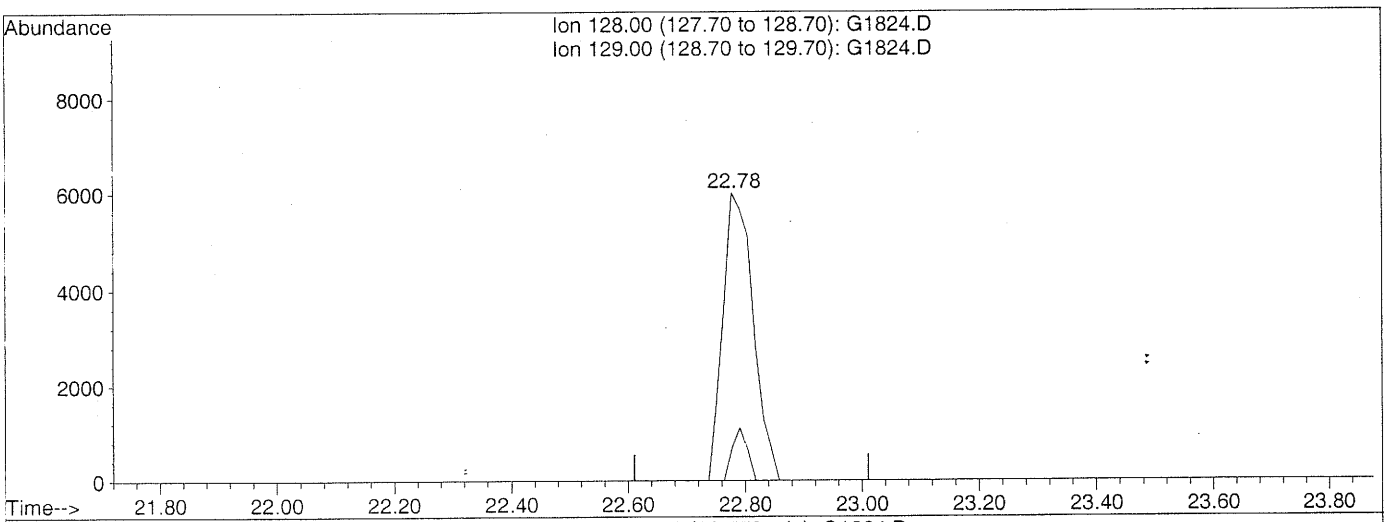

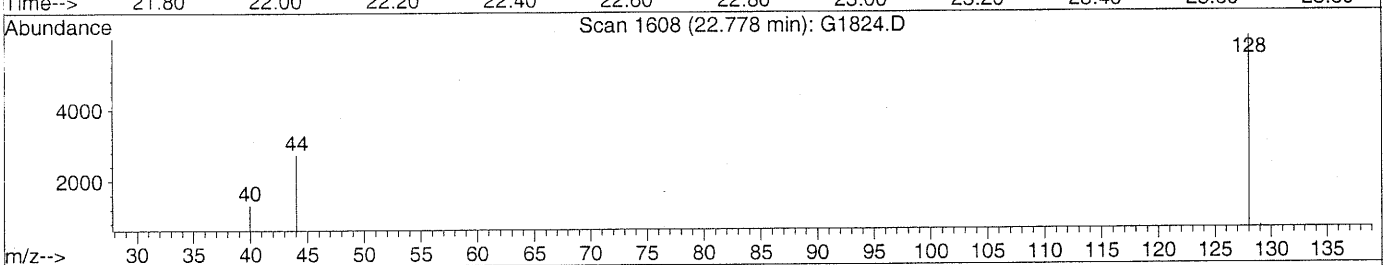

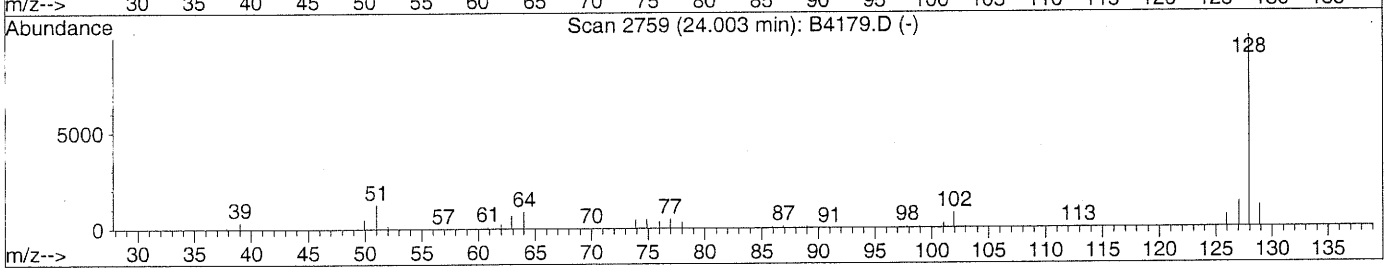

TIC: G1824.D

(92) Naphthalene (v)

22.78min 0.58ug/l

response 21488

Ion	Exp%	Act%
128.00	100	100
129.00	10.70	9.03
0.00	0.00	0.00
0.00	0.00	0.00

Quantitation Report (QT Reviewed)

Data File : C:\HPCHEM\1\DATA\081305\G1851.D Vial: 100
Acq On : 13 Aug 05 10:14 am Operator: kty
Sample : [mb-08/13/05]df=1MF=5UG{8260_WX} Inst : voa 3
Misc : xtr08/13/05 samp=5ml fv=5ml Multiplr: 1.00000
MS Integration Params: rteint.p
Quant Time: Aug 13 12:16 2005 Quant Results File: 8A_07_26.RES

Quant Method : C:\HPCHEM\1\METHODS\8A_07_26.M (RTE Integrator)
Title : 8260 DB-624 col 25m x 0.2mm V-3
Last Update : Wed Jul 27 12:23:07 2005
Response via : Initial Calibration
DataAcq Meth : 8A_07_26

Internal Standards	R.T.	QIon	Response	Conc Units	Dev(Min)
1) Fluorobenzene	8.16	96	927965	25.00 ug/l	0.00
58) Chlorobenzene-d5	13.90	117	694013	25.00 ug/l	0.00
71) 1,4-Dichlorobenzene-d4	18.42	152	316334	25.00 ug/l	0.00
System Monitoring Compounds					
32) Dibromofluoromethane	6.89	113	283218	27.67 ug/l	0.00
Spiked Amount 25.000	Range 85 - 116		Recovery = 110.68%		
35) 1,2-Dichloroethane-d4	7.50	65	258811	27.49 ug/l	0.00
Spiked Amount 25.000	Range 77 - 127		Recovery = 109.96%		
52) Toluene-d8	11.19	98	817933	24.73 ug/l	0.00
Spiked Amount 25.000	Range 86 - 114		Recovery = 98.92%		
59) 4-Bromofluorobenzene	16.19	174	263907	23.27 ug/l	0.00
Spiked Amount 25.000	Range 79 - 117		Recovery = 93.08%		
94) 2,5-Dibromotoluene	0.00	250	0	0.00 ug/l	
Spiked Amount 25.000	Range 70 - 130		Recovery = 0.00%#		

Target Compounds Qvalue

08/13/06

(#) = qualifier out of range (m) = manual integration

Quantitation Report

Data File : C:\HPCHEM\1\DATA\081305\G1851.D Vial: 100
Acq On : 13 Aug 05 10:14 am Operator: kty
Sample : [mb-08/13/05]df=1MF=5UG{8260_WX} Inst : voa 3
Misc : xtr08/13/05 samp=5ml fv=5ml Multiplr: 1.00000
MS Integration Params: rteint.p
Quant Time: Aug 13 12:16 2005 Quant Results File: 8A_07_26.RES

Method : C:\HPCHEM\1\METHODS\8A_07_26.M (RTE Integrator)
Title : 8260 DB-624 col 25m x 0.2mm V-3
Last Update : Wed Jul 27 12:23:07 2005
Response via : Initial Calibration



Quantitation Report (Not Reviewed)

Data File : C:\HPCHEM\1\DATA\081305\G1851.D Vial: 100
Acq On : 13 Aug 05 10:14 am Operator: kty
Sample : [mb-08/13/05]df=1MF=5UG{8260_WX} Inst : voa 3
Misc : xtr08/13/05 samp=5ml fv=5ml Multiplr: 1.00000
MS Integration Params: rteint.p
Quant Time: Aug 13 10:43 2005 Quant Results File: 8A_07_26.RES

Quant Method : C:\HPCHEM\1\METHODS\8A_07_26.M (RTE Integrator)
Title : 8260 DB-624 col 25m x 0.2mm V-3
Last Update : Wed Jul 27 12:23:07 2005
Response via : Initial Calibration
DataAcq Meth : 8A_07_26

Internal Standards	R.T.	QIon	Response	Conc Units	Dev(Min)
1) Fluorobenzene	8.16	96	927965	25.00 ug/l	0.00
58) Chlorobenzene-d5	13.90	117	694013	25.00 ug/l	0.00
71) 1,4-Dichlorobenzene-d4	18.42	152	316334	25.00 ug/l	0.00
System Monitoring Compounds					
32) Dibromofluoromethane	6.89	113	283218	27.67 ug/l	0.00
Spiked Amount 25.000	Range 85 - 116		Recovery = 110.68%		
35) 1,2-Dichloroethane-d4	7.50	65	258811	27.49 ug/l	0.00
Spiked Amount 25.000	Range 77 - 127		Recovery = 109.96%		
52) Toluene-d8	11.19	98	817933	24.73 ug/l	0.00
Spiked Amount 25.000	Range 86 - 114		Recovery = 98.92%		
59) 4-Bromofluorobenzene	16.19	174	263907	23.27 ug/l	0.00
Spiked Amount 25.000	Range 79 - 117		Recovery = 93.08%		
94) 2,5-Dibromotoluene	0.00	250	0	0.00 ug/l	
Spiked Amount 25.000	Range 70 - 130		Recovery = 0.00%#		

Target Compounds					Qvalue
6) Bromomethane	1.96	94	3913	-4.83 ug/l #	11
27) 2,2-Dichloropropane	5.71	77	593	-1.73 ug/l #	45
30) Tetrahydrofuran	6.38	42	419	-1.36 ug/l #	37
73) Cyclohexanone	16.05	55	1005	108.39 ug/l #	19

(#) = qualifier out of range (m) = manual integration

Quantitation Report

Data File : C:\HPCHEM\1\DATA\081305\G1851.D Vial: 100
Acq On : 13 Aug 05 10:14 am Operator: kty
Sample : [mb-08/13/05]df=1MF=5UG{8260_WX} Inst : voa 3
Misc : xtr08/13/05 samp=5ml fv=5ml Multiplr: 1.00000
MS Integration Params: rteint.p
Quant Time: Aug 13 10:43 2005 Quant Results File: 8A_07_26.RES

Method : C:\HPCHEM\1\METHODS\8A_07_26.M (RTE Integrator)
Title : 8260 DB-624 col 25m x 0.2mm V-3
Last Update : Wed Jul 27 12:23:07 2005
Response via : Initial Calibration



INITIAL CALIBRATION

Calibration Table Report
Method: 8A_07_26.M
Title: 8260 DB-624 col 25m x 0.2mm V-3
Last Calibration: Wed Jul 27 12:23:07 2005
Calibration Date: 07/26/05
Units: µg/L

Calibration Files	0.5	1	2	5	10	25	50	100	300	200			Curve	COD	Int
	G1581.D	G1583.D	G1584.D	G1585.D	G1586.D	G1588.D	G1589.D	G1591.D	G1595.D	G1593.D					
Compound											Avg	%RSD	Type	(r^2)	(NG)
Fluorobenzene	ISTD												AVGRF		
Dichlorodifluoromethane		0.074	0.168	0.181	0.179	0.143	0.138	0.161	0.139	0.158	0.149	21.614	LR	0.994	-2.309
Chloromethane		0.468	0.372	0.346	0.342	0.271	0.267	0.312	0.297	0.316	0.332	18.501	LR	0.998	-0.131
Vinyl Chloride	0.376	0.327	0.277	0.290	0.291	0.239	0.228	0.277	0.263	0.276	0.285	14.896	AVGRF		
Chloroethane		0.205	0.201	0.206	0.209	0.171	0.159	0.190	0.162	0.177	0.187	10.614	AVGRF		
Bromomethane		0.265	0.230	0.294	0.252	0.204	0.181	0.219	0.170	0.186	0.222	18.799	LR	0.992	-5.439
Dichlorofluoromethane		0.513	0.439	0.428	0.437	0.378	0.350	0.416	0.389	0.408	0.418	11.022	AVGRF		
Trichlorofluoromethane	0.216	0.251	0.276	0.273	0.276	0.229	0.215	0.256	0.229	0.255	0.248	9.626	AVGRF		
Freon 113	0.119	0.106	0.146	0.146	0.151	0.134	0.123	0.151	0.135	0.149	0.136	11.548	AVGRF		
Diethyl Ether	0.196	0.199	0.188	0.188	0.192	0.182	0.168	0.186	0.182	0.187	0.187	4.614	AVGRF		
Acetone			0.065	0.064	0.060	0.052	0.055	0.052	0.046	0.047	0.055	13.210	AVGRF		
Iodomethane	0.576	0.540	0.497	0.501	0.513	0.464	0.432	0.515	0.482	0.518	0.504	7.853	AVGRF		
1,1-Dichloroethene	0.326	0.310	0.232	0.241	0.238	0.203	0.190	0.231	0.221	0.239	0.243	17.634	LR	0.997	0.305
Carbon Disulfide	1.076	0.943	0.846	0.835	0.852	0.722	0.694	0.858	0.832	0.884	0.854	12.460	AVGRF		
Methyl Acetate		0.096	0.084	0.093	0.098	0.088	0.087	0.084	0.081	0.082	0.088	6.942	AVGRF		
Methylene Chloride		0.475	0.422	0.369	0.369	0.341	0.314	0.359	0.363	0.373	0.376	12.441	AVGRF		
Acrolein			0.012	0.022	0.019	0.010	0.022	0.025	0.024	0.025	0.020	29.110	LR	0.997	29.778
Acrylonitrile	0.152	0.151	0.135	0.131	0.138	0.116	0.142	0.136	0.131	0.133	0.137	7.594	AVGRF		
Tertiary Butanol	0.029	0.030	0.028	0.030	0.032	0.029	0.029	0.025	0.020	0.025	0.028	12.371	AVGRF		
Methyl tert-butyl ether	0.549	0.527	0.475	0.447	0.461	0.424	0.409	0.424	0.397	0.423	0.453	11.134	AVGRF		
trans-1,2-Dichloroethene	0.368	0.296	0.276	0.275	0.281	0.252	0.233	0.272	0.266	0.276	0.279	12.737	AVGRF		
Diisopropyl Ether	1.395	1.238	1.031	1.047	1.035	0.956	0.892	0.983	0.961	1.015	1.055	14.193	AVGRF		
1,1-Dichloroethane	0.648	0.565	0.549	0.524	0.505	0.467	0.422	0.491	0.487	0.505	0.516	11.879	AVGRF		
Vinyl Acetate				0.012	0.012	0.003	0.023	0.025	0.026	0.025	0.018	50.185	LR	0.997	9.006
Ethyl Tertiary Butyl Ether	0.829	0.688	0.661	0.654	0.664	0.580	0.544	0.573	0.527	0.566	0.629	14.388	AVGRF		
2-Butanone		0.040	0.053	0.055	0.064	0.045	0.050	0.047	0.042	0.042	0.049	15.448	LR	0.998	-3.761
2,2-Dichloropropane	0.274	0.338	0.254	0.258	0.229	0.188	0.164	0.189	0.174	0.187	0.225	24.558	LR	0.998	-1.817
cis-1,2-Dichloroethene	0.367	0.380	0.312	0.303	0.304	0.278	0.254	0.288	0.292	0.299	0.308	12.479	AVGRF		
Chloroform	0.516	0.452	0.470	0.435	0.472	0.406	0.384	0.442	0.417	0.434	0.443	8.479	AVGRF		
Tetrahydrofuran		0.178	0.153	0.134	0.109	0.100	0.095	0.090	0.086	0.088	0.115	28.528	WLR(1/a	0.998	-1.493
Bromochloromethane	0.216	0.191	0.148	0.177	0.170	0.164	0.155	0.170	0.166	0.175	0.173	11.073	AVGRF		
Dibromofluoromethane	0.267	0.275	0.281	0.281	0.285	0.275	0.274	0.288	0.263	0.269	0.276	2.919	AVGRF		
Cyclohexane		0.441	0.424	0.418	0.405	0.335	0.314	0.383	0.346	0.373	0.382	11.424	AVGRF		
Tertiary Amyl Methyl Ether	0.910	0.808	0.720	0.719	0.747	0.657	0.625	0.642	0.578	0.616	0.702	14.363	AVGRF		
1,2-Dichloroethane-d4	0.244	0.253	0.260	0.259	0.257	0.255	0.253	0.255	0.245	0.256	0.254	2.059	AVGRF		
1,1,1-Trichloroethane	0.289	0.270	0.247	0.258	0.272	0.244	0.232	0.275	0.252	0.263	0.260	6.572	AVGRF		
1,1-Dichloropropene	0.489	0.392	0.365	0.378	0.361	0.331	0.311	0.362	0.330	0.350	0.367	13.377	AVGRF		
Carbon Tetrachloride	0.257	0.273	0.218	0.237	0.237	0.210	0.197	0.232	0.207	0.221	0.229	10.245	AVGRF		
1,2-Dichloroethane	0.387	0.329	0.351	0.328	0.352	0.314	0.306	0.326	0.317	0.331	0.334	7.043	AVGRF		
Benzene	1.422	1.287	1.205	1.188	1.226	1.080	1.008	1.151	1.104	1.156	1.183	9.740	AVGRF		
2,4,4-Trimethyl-1-pentene			0.006	0.002	0.006	0.008	0.007	0.006	0.006	0.007	0.006	29.758	AVGRF		
Trichloroethene	0.351	0.303	0.291	0.278	0.293	0.258	0.249	0.281	0.275	0.283	0.2861	9.6841	AVGRF		
Methyl Cyclohexane	0.36	0.325	0.343	0.334	0.345	0.287	0.276	0.324	0.313	0.332	0.3238	7.9882	AVGRF		
1,2-Dichloropropane	0.395	0.331	0.332	0.32	0.338	0.308	0.293	0.323	0.323	0.332	0.3293	8.0655	AVGRF		

2,4,4-Trimethyl-2-pentene	0.02	0.01	0.005		0.001	0	0	0	0	0	0.0041	165.52	AVGRF		
Methyl Methacrylate	0.289	0.304	0.264	0.273	0.318	0.323	0.26	0.251	0.247	0.245	0.2774	10.528	AVGRF		
Bromodichloromethane	0.471	0.369	0.32	0.321	0.353	0.319	0.319	0.354	0.359	0.365	0.3551	12.859	AVGRF		
Dibromomethane	0.24	0.228	0.207	0.219	0.238	0.212	0.211	0.224	0.217	0.22	0.2216	4.9476	AVGRF		
1,4-Dioxane					0.003	0.003	0.003	0.002	0.002	0.003	0.0029	13.157	AVGRF		
4-Methyl-2-Pentanone		0.049	0.035	0.051	0.057	0.052	0.055	0.052	0.05	0.05	0.0502	12.279	AVGRF		
cis-1,3-Dichloropropene	0.578	0.53	0.435	0.484	0.495	0.463	0.457	0.494	0.502	0.506	0.4945	8.1403	AVGRF		
Toluene-d8	0.872	0.874	0.891	0.889	0.901	0.882	0.908	0.903	0.892	0.899	0.891	1.3753	AVGRF		
Toluene	0.731	0.711	0.646	0.659	0.708	0.649	0.593	0.676	0.673	0.696	0.6742	5.9384	AVGRF		
trans-1,3-Dichloropropene	0.496	0.452	0.365	0.391	0.419	0.393	0.399	0.425	0.428	0.437	0.4206	8.7359	AVGRF		
1,1,2-Trichloroethane	0.371	0.359	0.282	0.301	0.306	0.28	0.281	0.289	0.281	0.285	0.3034	11.105	AVGRF		
1,2-Dibromoethane	0.351	0.37	0.321	0.315	0.344	0.316	0.316	0.325	0.32	0.327	0.3306	5.6316	AVGRF		
2-Chloroethyl-Vinyl-ether	0.269	0.269	0.237	0.235	0.241	0.231	0.244	0.242	0.245	0.247	0.246	5.2969	AVGRF		
Chlorobenzene-d5	ISTD												AVGRF		
4-Bromofluorobenzene	0.395	0.4	0.405	0.401	0.405	0.412	0.423	0.417	0.413	0.414	0.4085	2.1379	AVGRF		
2-Hexanone	0.299	0.286	0.224	0.257	0.249	0.213	0.236	0.211	0.205	0.203	0.2384	14.284	AVGRF		
1,3-Dichloropropane	0.991	0.802	0.743	0.693	0.715	0.694	0.667	0.679	0.683	0.694	0.7361	13.267	AVGRF		
Tetrachloroethene	0.384	0.326	0.33	0.311	0.316	0.295	0.275	0.309	0.305	0.318	0.3169	8.9435	AVGRF		
Dibromochloromethane	0.484	0.411	0.407	0.416	0.431	0.412	0.422	0.435	0.452	0.45	0.432	5.5603	AVGRF		
Chlorobenzene	1.345	1.126	1.022	1.044	1.07	0.992	0.961	1.027	1.019	1.046	1.065	10.115	AVGRF		
1,1,1,2-Tetrachloroethane	0.347	0.349	0.328	0.323	0.342	0.31	0.31	0.329	0.335	0.338	0.3312	4.1975	AVGRF		
Ethylbenzene	1.862	1.642	1.46	1.516	1.584	1.449	1.408	1.562	1.564	1.61	1.5657	8.1957	AVGRF		
m,p-Xylene	0.726	0.631	0.589	0.583	0.629	0.578	0.554	0.608		0.619	0.6131	8.0579	AVGRF		
o-Xylene	0.716	0.631	0.585	0.55	0.576	0.553	0.544	0.58	0.583	0.594	0.5912	8.5511	AVGRF		
Styrene	1.229	1.146	1.037	1.111	1.095	0.989	1.042	1.115	1.124	1.144	1.1031	6.127	AVGRF		
Bromoform	0.263	0.29	0.254	0.294	0.299	0.274	0.302	0.301	0.305	0.309	0.2891	6.5532	AVGRF		
1,4-Dichlorobenzene-d4	ISTD												AVGRF		
Isopropylbenzene	2.987	2.775	2.398	2.42	2.492	2.134	2.108	2.458	2.598	2.561	2.4933	10.63	AVGRF		
Cyclohexanone				0.001	0.001	0	0	0.002	0.001	0	0.0007	79.751	AVGRF		
1,1,2,2-Tetrachloroethane	1.241	1.205	1.071	1.246	1.267	1.141	1.116	1.094	1.115	1.094	1.159	6.3285	AVGRF		
1,2,3-Trichloropropane	0.92	0.906	0.864	0.918	0.916	0.824	0.827	0.782	0.775	0.771	0.8503	7.3269	AVGRF		
Bromobenzene	0.895	1.018	0.936	0.926	0.978	0.886	0.858	0.901	0.924	0.944	0.9266	4.9989	AVGRF		
n-Propylbenzene	3.689	3.591	3.063	3.187	3.126	2.525	2.711	3.131	3.237	3.341	3.1603	11.168	AVGRF		
2-Chlorotoluene	2.392	2.168	2.003	2.038	2.003	1.833	1.694	1.911	1.965	1.975	1.9983	9.3554	AVGRF		
4-Chlorotoluene	2.849	2.67	2.285	2.404	2.325	2.124	2.015	2.221	2.277	2.321	2.349	10.479	AVGRF		
1,3,5-Trimethylbenzene	2.492	2.179	2.025	2.084	2.139	1.995	1.82	2.103	2.147	2.156	2.1141	8.0449	AVGRF		
tert-Butylbenzene	2.198	1.76	1.621	1.59	1.608	1.557	1.387	1.626	1.804	1.811	1.6962	12.817	AVGRF		
1,2,4-Trimethylbenzene	2.588	2.33	2.04	2.179	2.195	2.05	1.927	2.154	2.245	2.275	2.1985	8.3009	AVGRF		
sec-Butylbenzene	3.175	2.689	2.432	2.441	2.534	2.158	2.177	2.559	2.795	2.767	2.5727	11.804	AVGRF		
4-Isopropyltoluene	2.794	2.327	2.063	2.134	2.184	2.095	1.913	2.163	2.301	2.307	2.2283	10.587	AVGRF		
1,3-Dichlorobenzene	1.925	1.777	1.574	1.636	1.682	1.541	1.457	1.581	1.58	1.603	1.6356	8.0819	AVGRF		
1,4-Dichlorobenzene	2.002	1.855	1.704	1.742	1.752	1.592	1.497	1.597	1.574	1.607	1.6921	8.9588	AVGRF		
n-Butylbenzene	2.781	2.081	1.913	1.924	1.998	1.775	1.752	1.993	2.136	2.139	2.0493	14.139	AVGRF		
1,2-Dichlorobenzene	1.799	1.579	1.48	1.582	1.581	1.475	1.422	1.489	1.507	1.513	1.5427	6.7572	AVGRF		
1,2-Dibromo-3-chloropropane	0.19	0.115	0.092	0.142	0.141	0.129	0.146	0.137	0.135	0.133	0.1361	18.134	LR	0.9997	-0.442
1,2,3-Trichlorobenzene	1.38	1.03	0.965	0.987	0.998	0.945	0.909	0.927	0.966	0.952	1.0059	13.505	AVGRF		
Hexachlorobutadiene	0.421	0.368	0.352	0.366	0.362	0.335	0.303	0.334	0.374	0.372	0.3587	8.6526	AVGRF		
Naphthalene		3.53	2.807	3.077	3.05	2.883	2.896	2.747	2.885	2.849	2.9693	7.9171	AVGRF		
1,2,4-Trichlorobenzene	1.124	1.218	0.981	1.008	1.026	0.965	0.887	0.935	0.975	0.974	1.0093	9.506	AVGRF		
2,5-Dibromotoluene	0.015	0.005	0.005	0.003	0.001	0.004	0.001		0.003	0.007	0.0049	86.986	AVGRF		

Average %RSD = 14.559

Wed Jul 27 12:34:26 2005

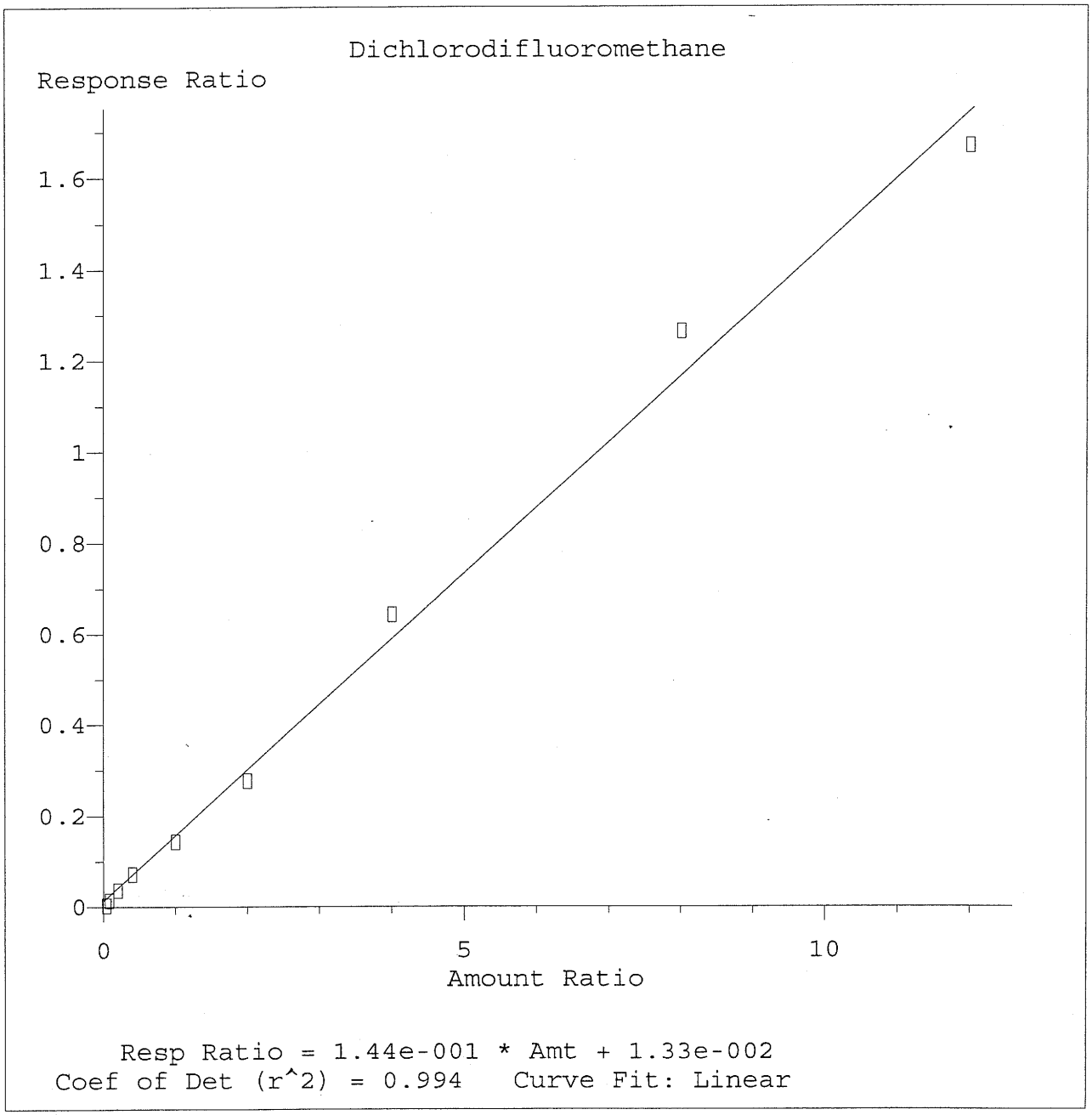

Method Name: C:\HPCHEM\1\METHODS\8A_07_26.M
Calibration Table Last Updated: Wed Jul 27 12:23:07 2005

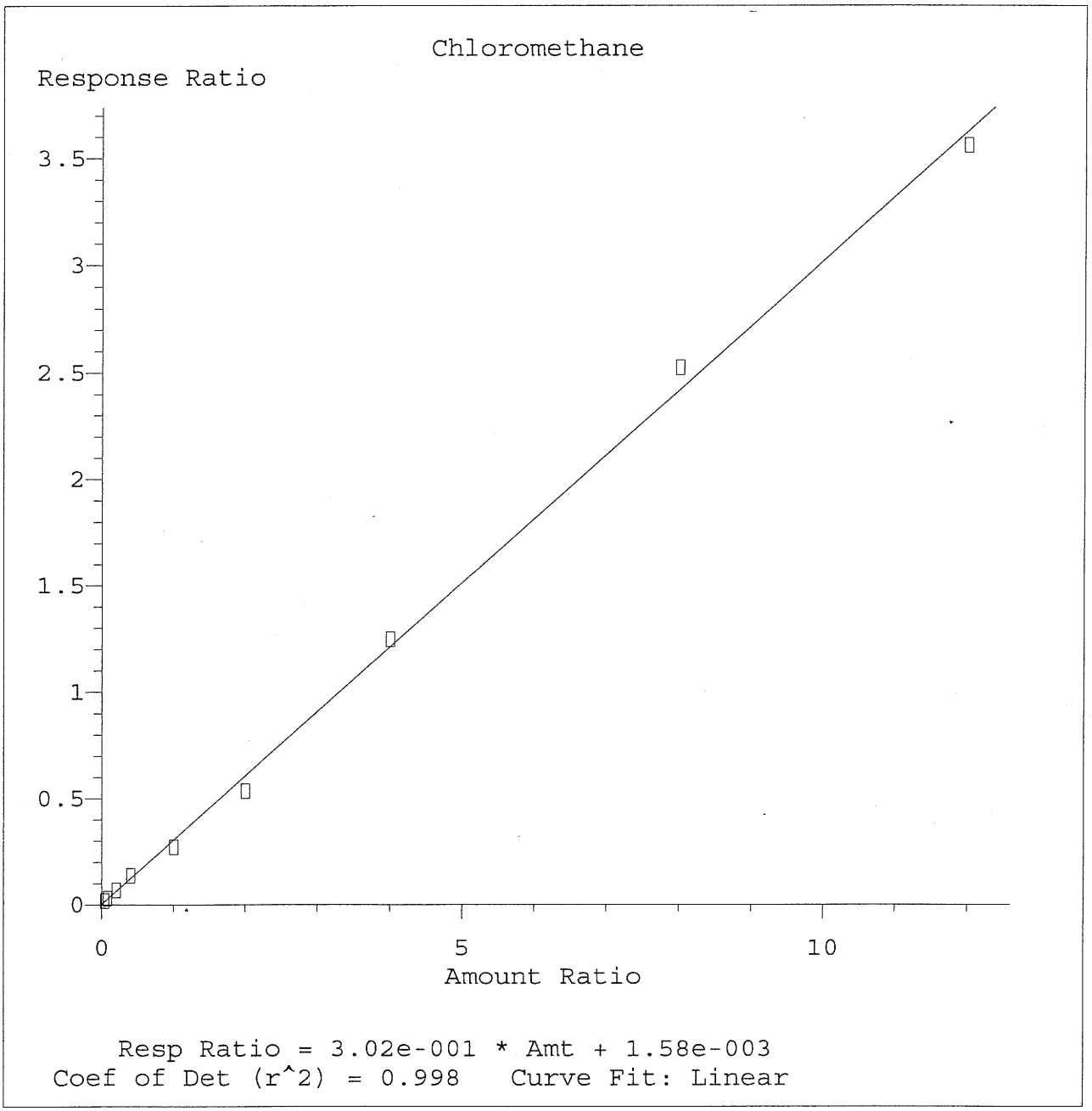

Method Name: C:\HPCHEM\1\METHODS\8A_07_26.M
Calibration Table Last Updated: Wed Jul 27 12:23:07 2005

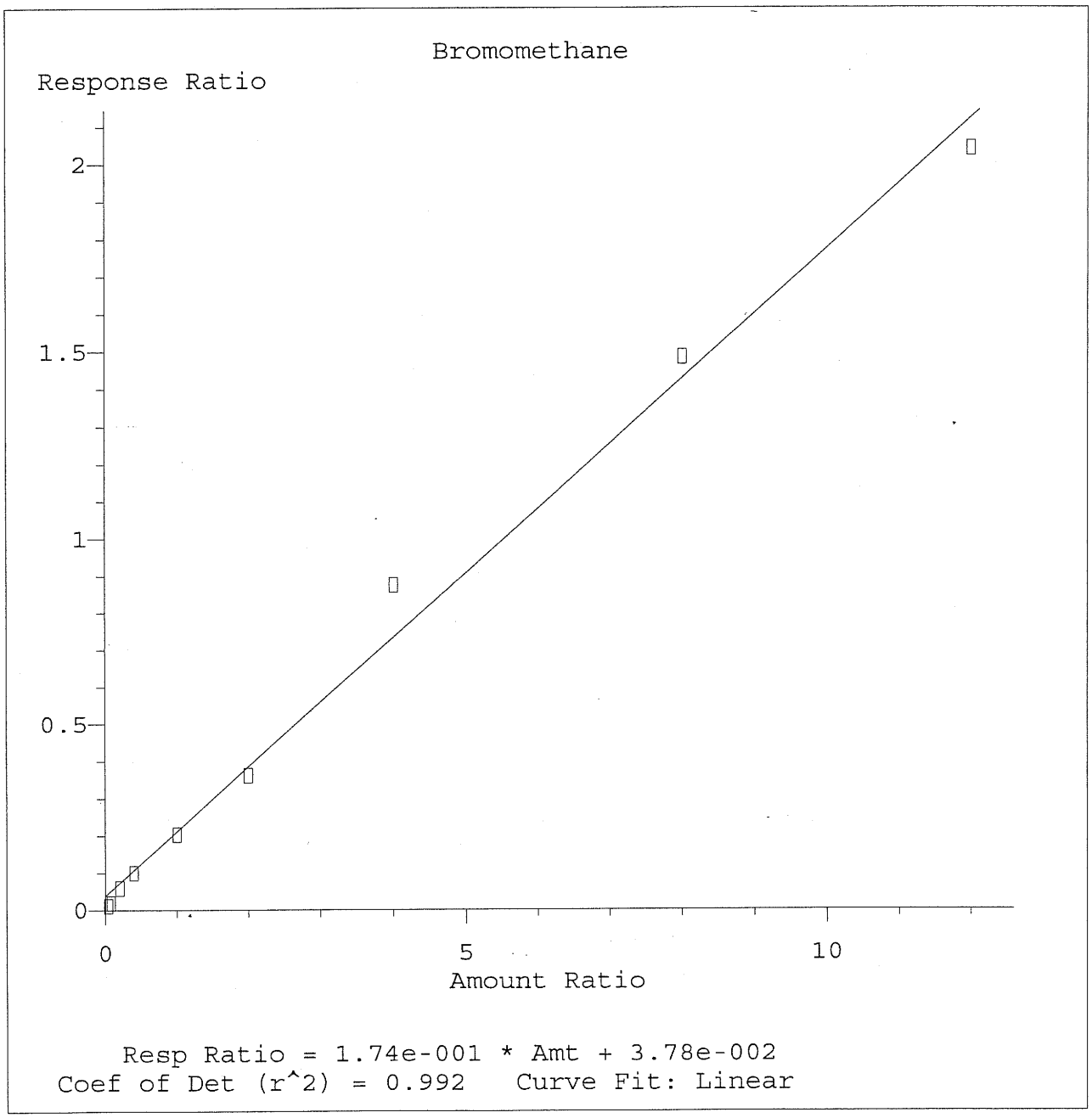

Method Name: C:\HPCHEM\1\METHODS\8A_07_26.M
Calibration Table Last Updated: Wed Jul 27 12:23:07 2005

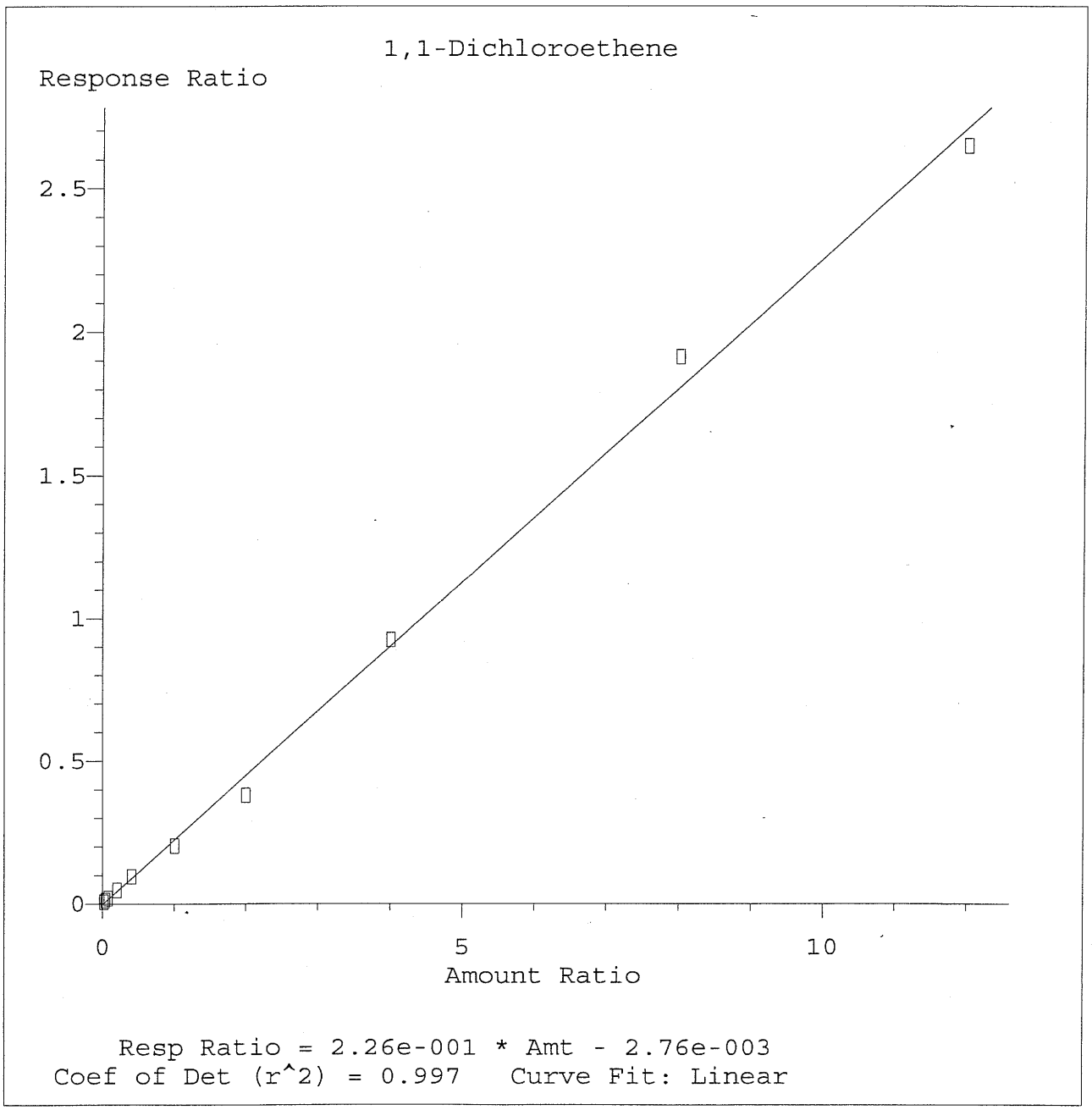

Method Name: C:\HPCHEM\1\METHODS\8A_07_26.M
Calibration Table Last Updated: Wed Jul 27 12:23:07 2005

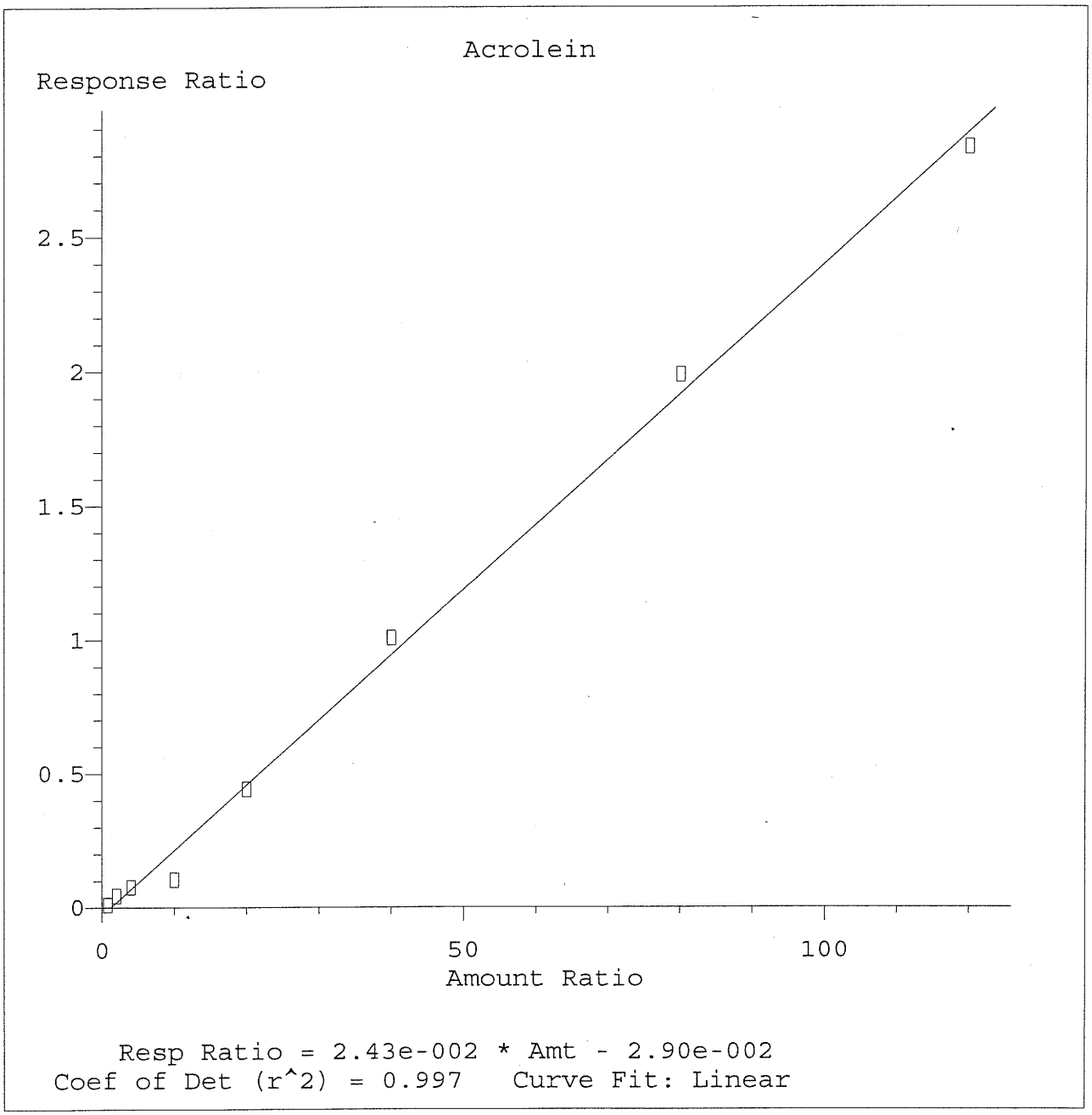

Method Name: C:\HPCHEM\1\METHODS\8A_07_26.M
Calibration Table Last Updated: Wed Jul 27 12:23:07 2005

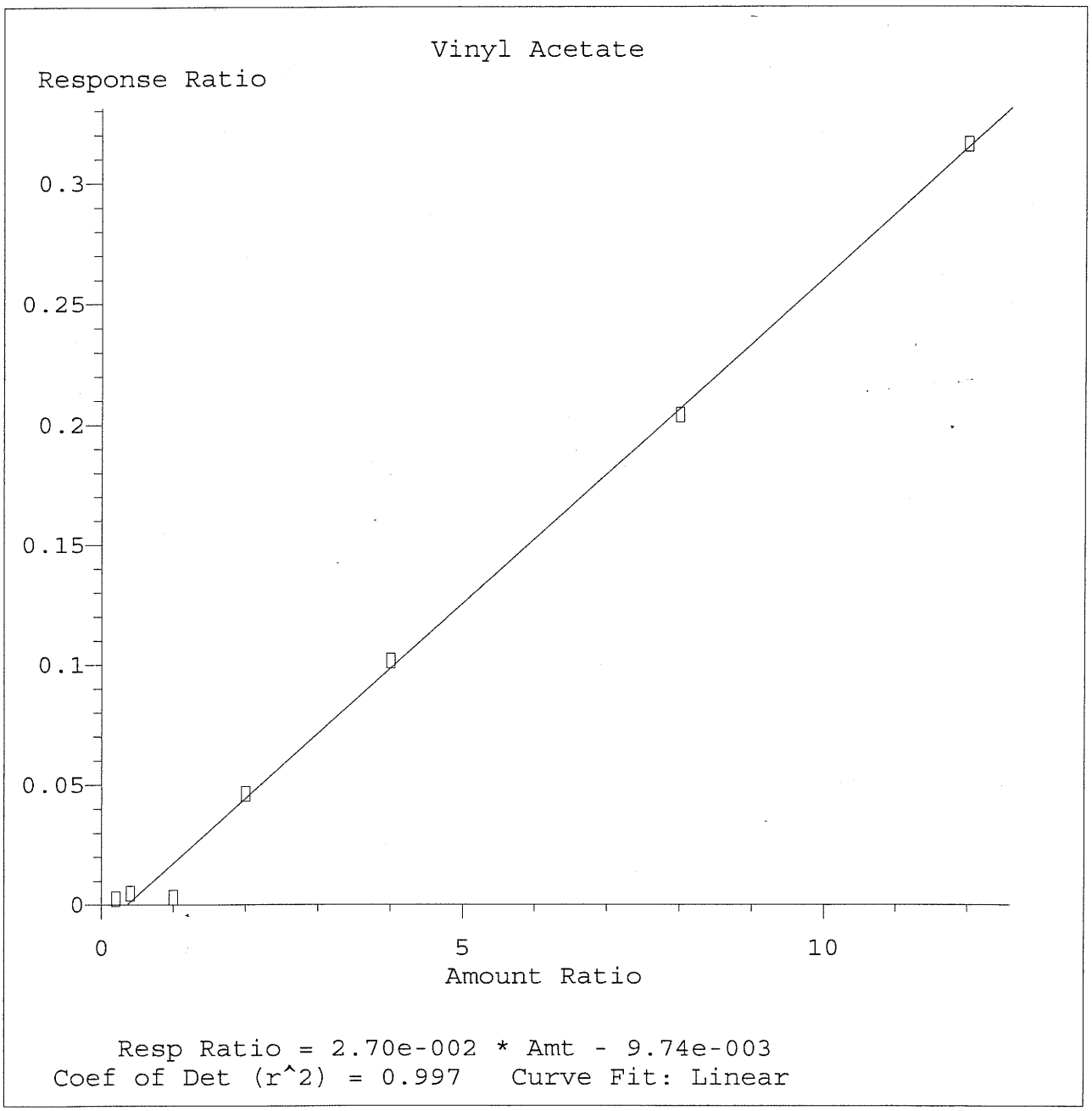

Method Name: C:\HPCHEM\1\METHODS\8A_07_26.M
Calibration Table Last Updated: Wed Jul 27 12:23:07 2005

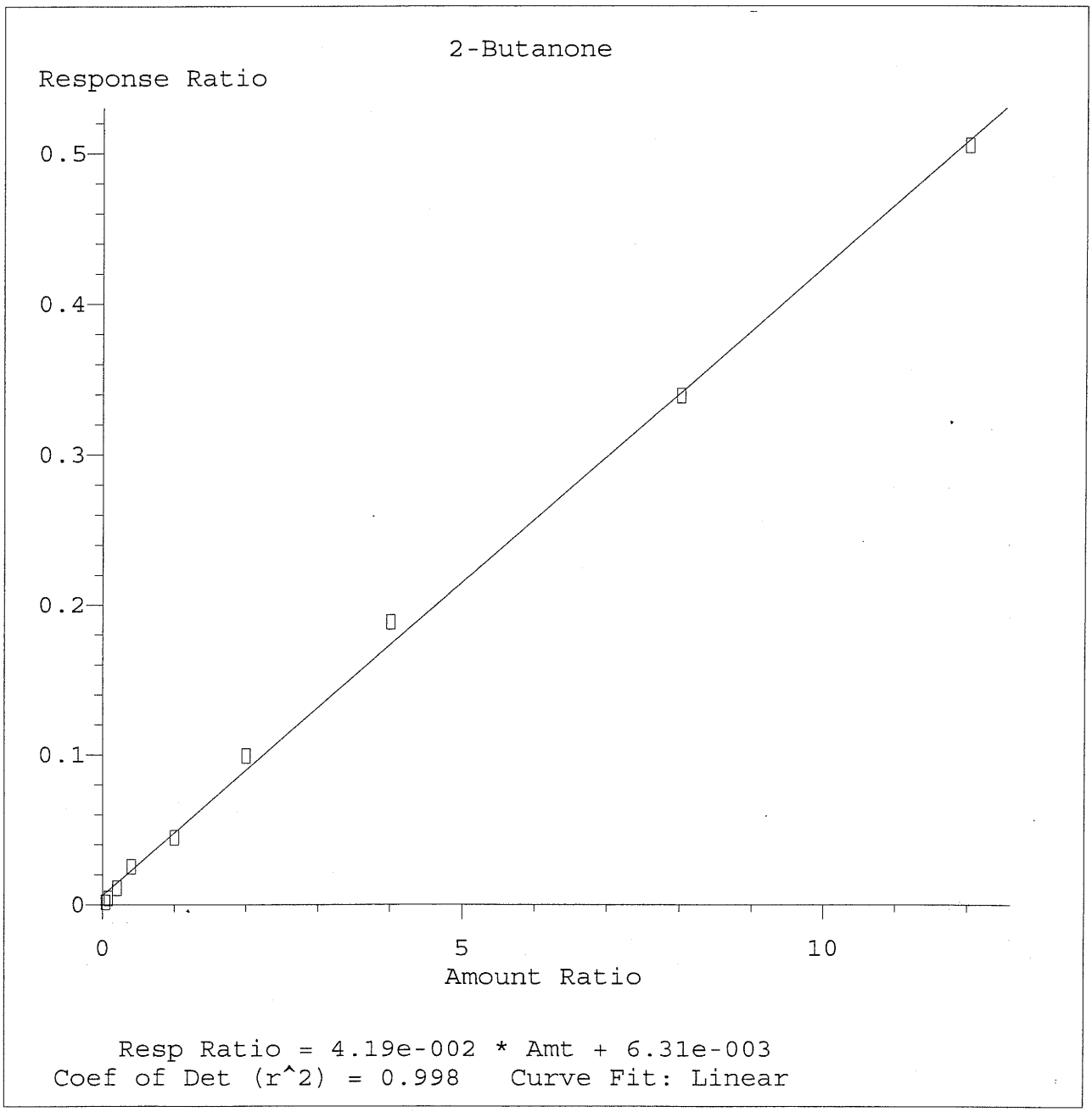

Method Name: C:\HPCHEM\1\METHODS\8A_07_26.M
Calibration Table Last Updated: Wed Jul 27 12:23:07 2005

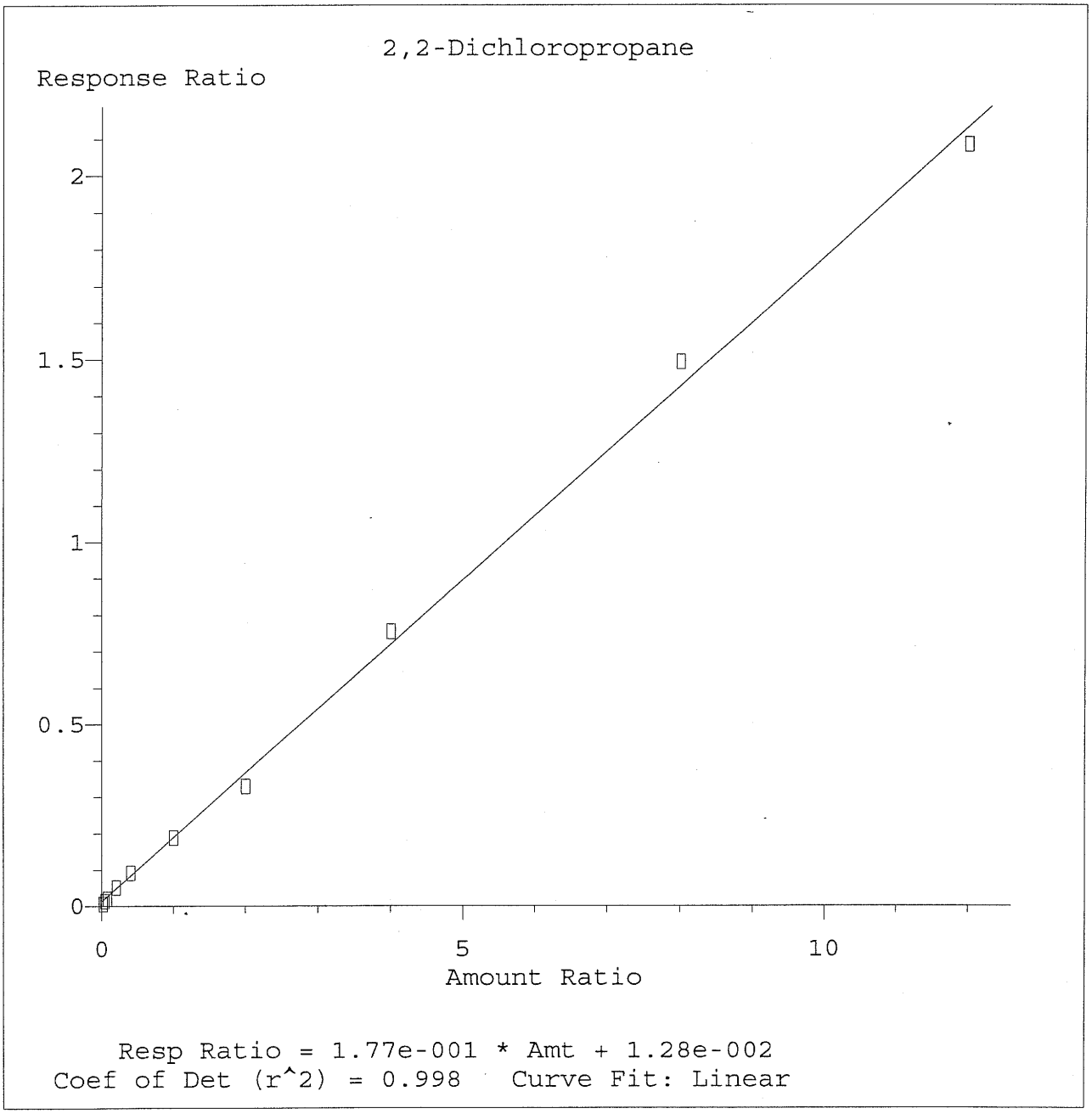

Method Name: C:\HPCHEM\1\METHODS\8A_07_26.M
Calibration Table Last Updated: Wed Jul 27 12:23:07 2005

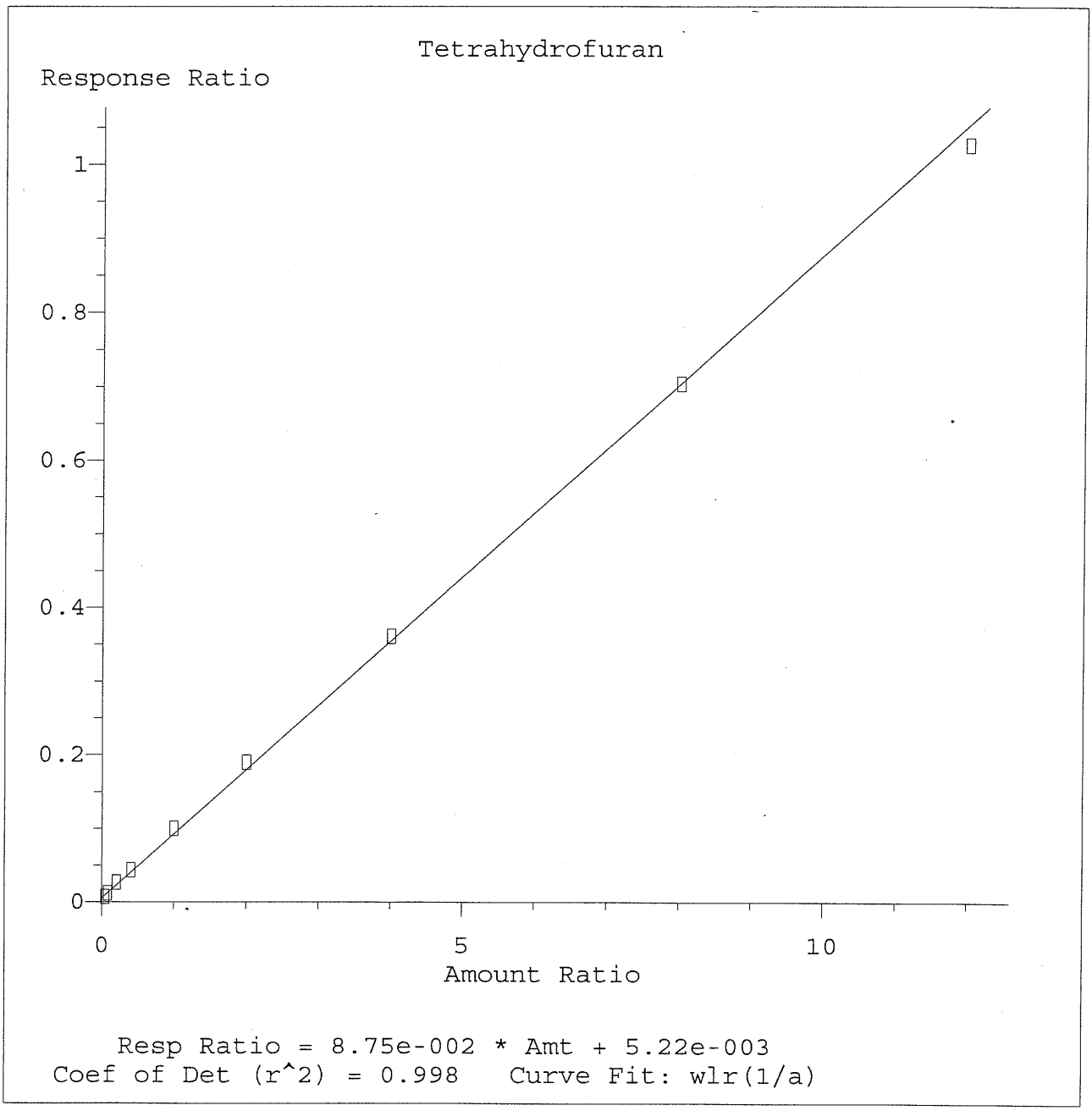

Method Name: C:\HPCHEM\1\METHODS\8A_07_26.M
Calibration Table Last Updated: Wed Jul 27 12:23:07 2005

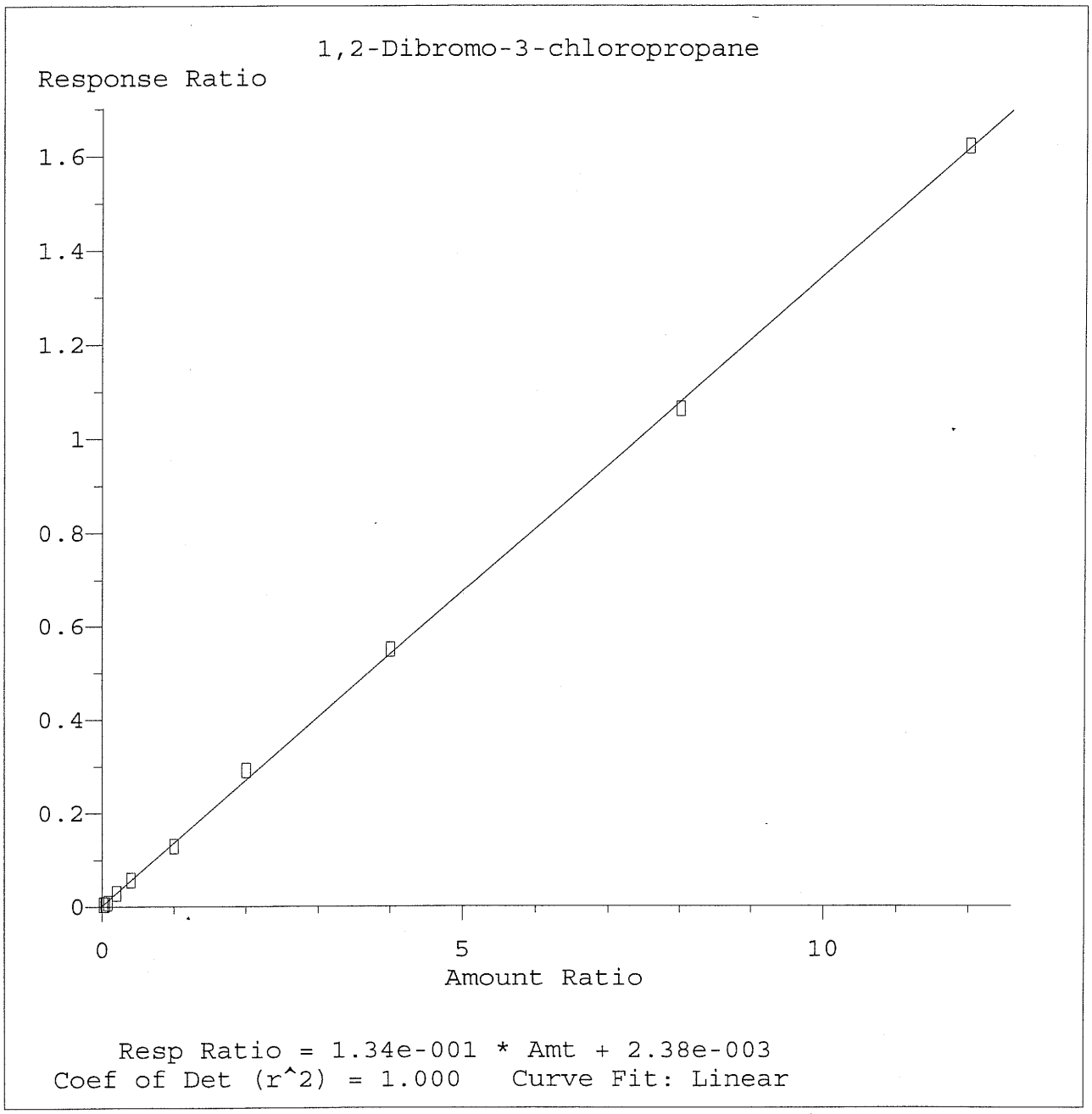

Method Name: C:\HPCHEM\1\METHODS\8A_07_26.M
Calibration Table Last Updated: Wed Jul 27 12:23:07 2005

Quantitation Report (QT Reviewed)

Data File : C:\HPCHEM\1\DATA\072605\G1581.D Vial: 100
Acq On : 26 Jul 05 1:05 pm Operator: kty
Sample : [8260 ccv 0.5ppb]df=1MF=5UG{8260_WX} Inst : voa 3
Misc : xtr07/26/05 samp=5ml v072605b fv=5ml Multiplr: 1.00000
MS Integration Params: rteint.p
Quant Time: Jul 27 6:55 2005 Quant Results File: 8A_05_26.RES

Quant Method : C:\HPCHEM\1\METHODS\8A_05_26.M (RTE Integrator)
Title : 8260 DB-624 col 25m x 0.2mm V-3
Last Update : Fri May 27 07:25:51 2005
Response via : Initial Calibration
DataAcq Meth : 8A_05_26

Internal Standards	R.T.	QIon	Response	Conc	Units	Dev(Min)
1) Fluorobenzene	8.16	96	1155210	25.00	ug/l	0.00
58) Chlorobenzene-d5	13.89	117	856849	25.00	ug/l	-0.01
71) 1,4-Dichlorobenzene-d4	18.42	152	411338	25.00	ug/l	-0.01
System Monitoring Compounds						
32) Dibromofluoromethane	6.88	113	308538	18.15	ug/l	-0.01
Spiked Amount 25.000	Range 85 - 116		Recovery = 72.60%#			
35) 1,2-Dichloroethane-d4	7.49	65	282040	14.87	ug/l	-0.01
Spiked Amount 25.000	Range 77 - 127		Recovery = 59.48%#			
52) Toluene-d8	11.18	98	1006874	23.79	ug/l	-0.01
Spiked Amount 25.000	Range 86 - 114		Recovery = 95.16%			
59) 4-Bromofluorobenzene	16.18	174	338763	24.32	ug/l	-0.01
Spiked Amount 25.000	Range 79 - 117		Recovery = 97.28%			
94) 2,5-Dibromotoluene	25.01	250	6278	0.81	ug/l	-0.03
Spiked Amount 25.000	Range 70 - 130		Recovery = 3.24%#			

Target Compounds						Qvalue
3) Chloromethane	1.59	50	11868m	-4.43	ug/l	1
5) Chloroethane	2.05	64	6157	0.62	ug/l #	56
6) Bromomethane	1.95	94	9131m	-7.07	ug/l	11
7) Dichlorofluoromethane	2.27	67	15819	0.55	ug/l	99
11) Acetone	2.99	58	2414	1.30	ug/l #	44
12) Iodomethane	3.07	142	26608	0.85	ug/l	89
13) 1,1-Dichloroethene	2.90	96	7528	0.56	ug/l	89
14) Carbon Disulfide	3.15	76	49713	1.09	ug/l #	87
15) Methyl Acetate	3.46	74	3497	2.77	ug/l	76
16) Methylene Chloride	3.55	49	13896m	-3.60	ug/l	98
18) Acrylonitrile	3.94	53	3521	0.59	ug/l #	21
19) Tertiary Butanol	3.88	59	6677	4.60	ug/l	100
21) trans-1,2-Dichloroethene	4.00	96	8510	0.57	ug/l	94
22) Diisopropyl Ether	5.00	45	64448	1.33	ug/l #	88
23) 1,1-Dichloroethane	4.72	63	14961	0.50	ug/l	91
25) Ethyl Tertiary Butyl Ether	5.74	59	19158	0.57	ug/l	96
26) 2-Butanone	6.03	72	1437	0.75	ug/l #	17
27) 2,2-Dichloropropane	5.89	77	6333	960.07	ug/l #	62
28) cis-1,2-Dichloroethene	5.90	96	8476	0.52	ug/l	84
30) Tetrahydrofuran	6.50	42	8433	1.01	ug/l #	56

(#) = qualifier out of range (m) = manual integration

Quantitation Report (QT Reviewed)

Data File : C:\HPCHEM\1\DATA\072605\G1581.D Vial: 100
Acq On : 26 Jul 05 1:05 pm Operator: kty
Sample : [8260 ccv 0.5ppb]df=1MF=5UG{8260_WX} Inst : voa 3
Misc : xtr07/26/05 samp=5ml v072605b fv=5ml Multiplr: 1.00000
MS Integration Params: rteint.p
Quant Time: Jul 27 6:55 2005 Quant Results File: 8A_05_26.RES

Quant Method : C:\HPCHEM\1\METHODS\8A_05_26.M (RTE Integrator)
Title : 8260 DB-624 col 25m x 0.2mm V-3
Last Update : Fri May 27 07:25:51 2005
Response via : Initial Calibration
DataAcq Meth : 8A_05_26

Compound	R.T.	QIon	Response	Conc Unit	Qvalue
33) Cyclohexane	6.96	56	13668	0.82 ug/l #	85
34) Tertiary Amyl Methyl Ether	7.95	73	21022	0.67 ug/l	100
37) 1,1-Dichloropropene	7.18	75	11290	0.57 ug/l #	74
40) Benzene	7.57	78	32848	0.61 ug/l	94
42) Trichloroethene	8.87	95	8099	0.52 ug/l #	66
43) Methyl Cyclohexane	9.21	83	8313	0.57 ug/l #	78
44) 1,2-Dichloropropane	9.26	63	9124	0.58 ug/l #	96
45) 2,4,4-Trimethyl-2-pentene	10.38	55	454	15.76 ug/l #	1
46) Methyl Methacrylate	9.66	69	6667	0.59 ug/l	86
50) 4-Methyl-2-Pentanone	11.08	85	441	2.44 ug/l #	1
51) cis-1,3-Dichloropropene	10.69	75	13362	0.56 ug/l #	76
53) Toluene	11.31	92	16895	0.53 ug/l	85
54) trans-1,3-Dichloropropene	11.78	75	11459	0.52 ug/l #	82
55) 1,1,2-Trichloroethane	12.11	97	8564	0.57 ug/l	98
57) 2-Chloroethyl-Vinyl-ether	10.51	63	6207	1.96 ug/l #	66
60) 2-Hexanone	12.66	58	5128	3.24 ug/l #	80
61) 1,3-Dichloropropane	12.39	76	16976	0.66 ug/l #	91
62) Tetrachloroethene	12.34	164	6577	0.59 ug/l	90
64) Chlorobenzene	13.95	112	23044	0.60 ug/l #	58
66) Ethylbenzene	14.20	91	31915	0.62 ug/l #	95
67) m,p-Xylene	14.44	106	24880	1.21 ug/l #	97
68) o-Xylene	15.18	106	12272	0.65 ug/l	97
69) Styrene	15.22	104	21054	0.80 ug/l #	79
72) Isopropylbenzene	15.93	105	24576	0.62 ug/l #	80
73) Cyclohexanone	16.18	55	851	25.76 ug/l #	1
74) 1,1,2,2-Tetrachloroethane	16.52	83	10209	0.61 ug/l #	91
77) n-Propylbenzene	16.72	91	30350	0.60 ug/l	98
78) 2-Chlorotoluene	16.84	91	19675	0.61 ug/l	91
79) 4-Chlorotoluene	17.05	91	23436	0.61 ug/l	96
80) 1,3,5-Trimethylbenzene	17.08	105	20501	0.57 ug/l #	88
81) tert-Butylbenzene	17.70	119	18083	0.64 ug/l	94
82) 1,2,4-Trimethylbenzene	17.79	105	21289	0.60 ug/l #	91
83) sec-Butylbenzene	18.13	105	26117	0.64 ug/l #	82
84) 4-Isopropyltoluene	18.43	119	22988	0.61 ug/l	94
85) 1,3-Dichlorobenzene	18.27	146	15833	0.60 ug/l #	85
86) 1,4-Dichlorobenzene	18.46	146	16466	0.57 ug/l	92
87) n-Butylbenzene	19.24	91	22878	0.72 ug/l #	96

(#) = qualifier out of range (m) = manual integration