Quantitation Report (Qedit)

Data Path : C:\MSDChem\1\DATA\SEP30\
Data File : CI0755.D
Acq On : 30 Sep 2005 11:45
Operator : JBS
Sample : VSTD002
Misc :
ALS Vial : 24 Sample Multiplier: 1

Quant Time: Sep 30 12:12:08 2005
Quant Method : C:\MSDCHEM\1\METHODS\ALLTO15.M
Quant Title :
QLast Update : Fri Sep 30 11:50:36 2005
Response via : Initial Calibration

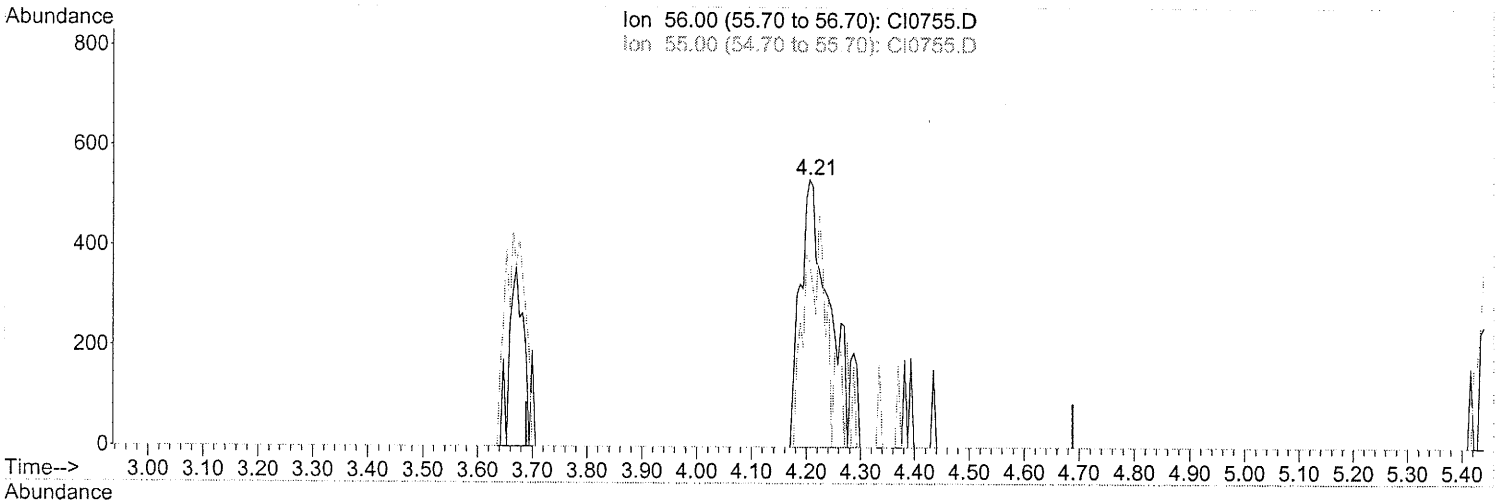

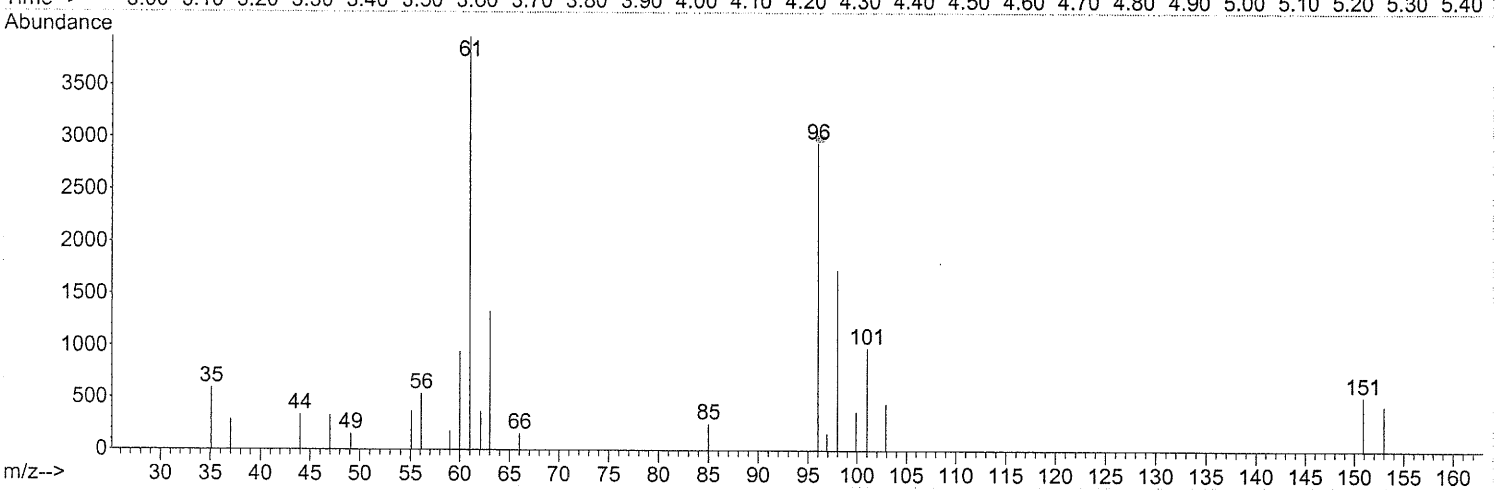

TIC: CI0755.D

(14) Acrolein

4.206min (+0.017) 1.61PPB m

response 21095

Ion	Exp%	Act%
56.00	100	100
55.00	62.80	0.00#
0.00	0.00	0.00
0.00	0.00	0.00

CMR/412
10/6/05

Smith Peak
10/6/05

0395

Quantitation Report (Qedit)

Data Path : C:\MSDChem\1\DATA\SEP30\
Data File : CI0755.D
Acq On : 30 Sep 2005 11:45
Operator : JBS
Sample : VSTD002
Misc :
ALS Vial : 24 Sample Multiplier: 1

Quant Time: Sep 30 12:17:23 2005
Quant Method : C:\MSDCHEM\1\METHODS\ALLTO15.M
Quant Title :
QLast Update : Fri Sep 30 11:50:36 2005
Response via : Initial Calibration

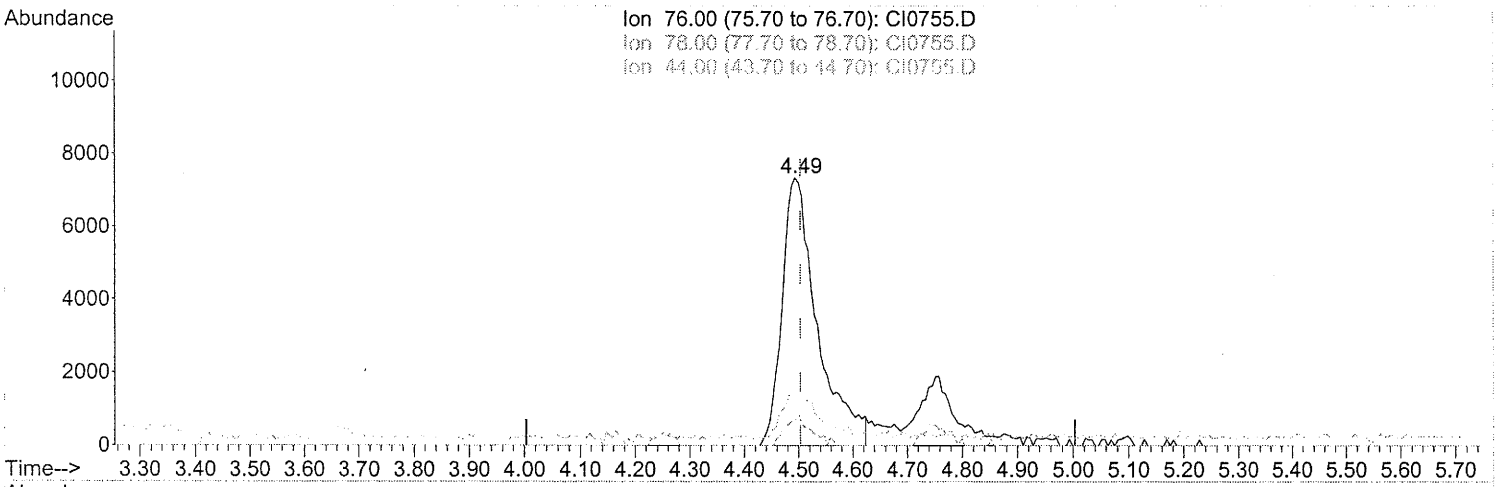

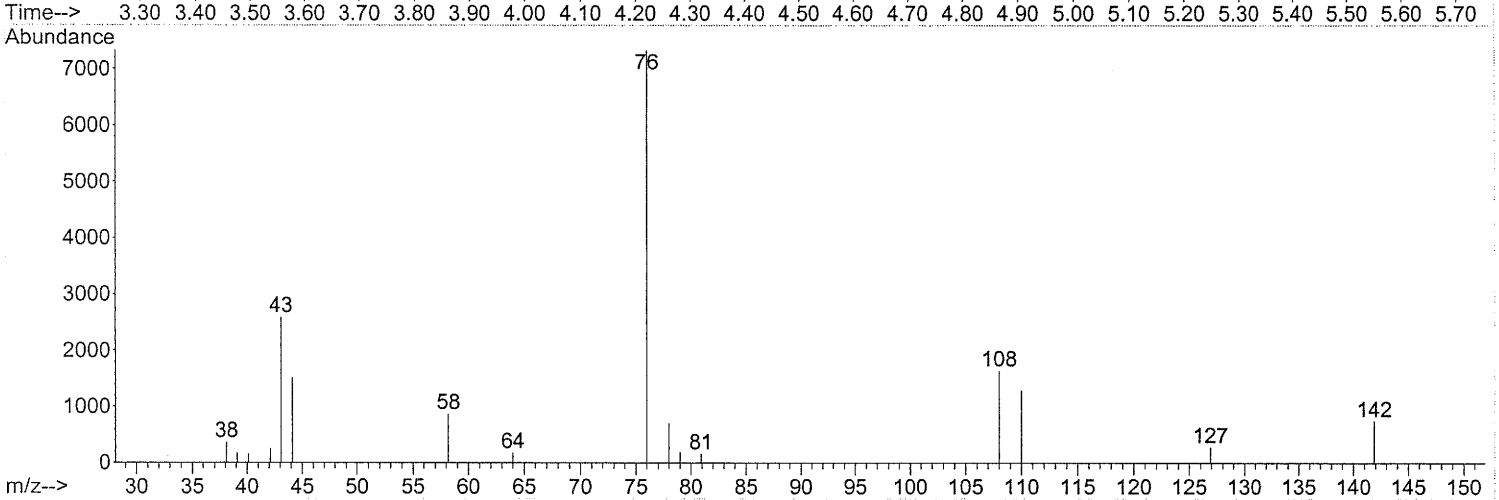

TIC: CI0755.D

(19) Carbon Disulfide

4.494min (-0.010) 1.96PPB m

response 329052

Ion	Exp%	Act%
76.00	100	100
78.00	9.00	8.09
44.00	21.70	19.19
0.00	0.00	0.00

Splitpeak

Omr/412
10/6/05

8396

Quantitation Report (Qedit)

Data Path : C:\MSDChem\1\DATA\SEP30\
Data File : CI0755.D
Acq On : 30 Sep 2005 11:45
Operator : JBS
Sample : VSTD002
Misc :
ALS Vial : 24 Sample Multiplier: 1

Quant Time: Sep 30 12:17:23 2005
Quant Method : C:\MSDCHEM\1\METHODS\ALLTO15.M
Quant Title :
QLast Update : Fri Sep 30 11:50:36 2005
Response via : Initial Calibration

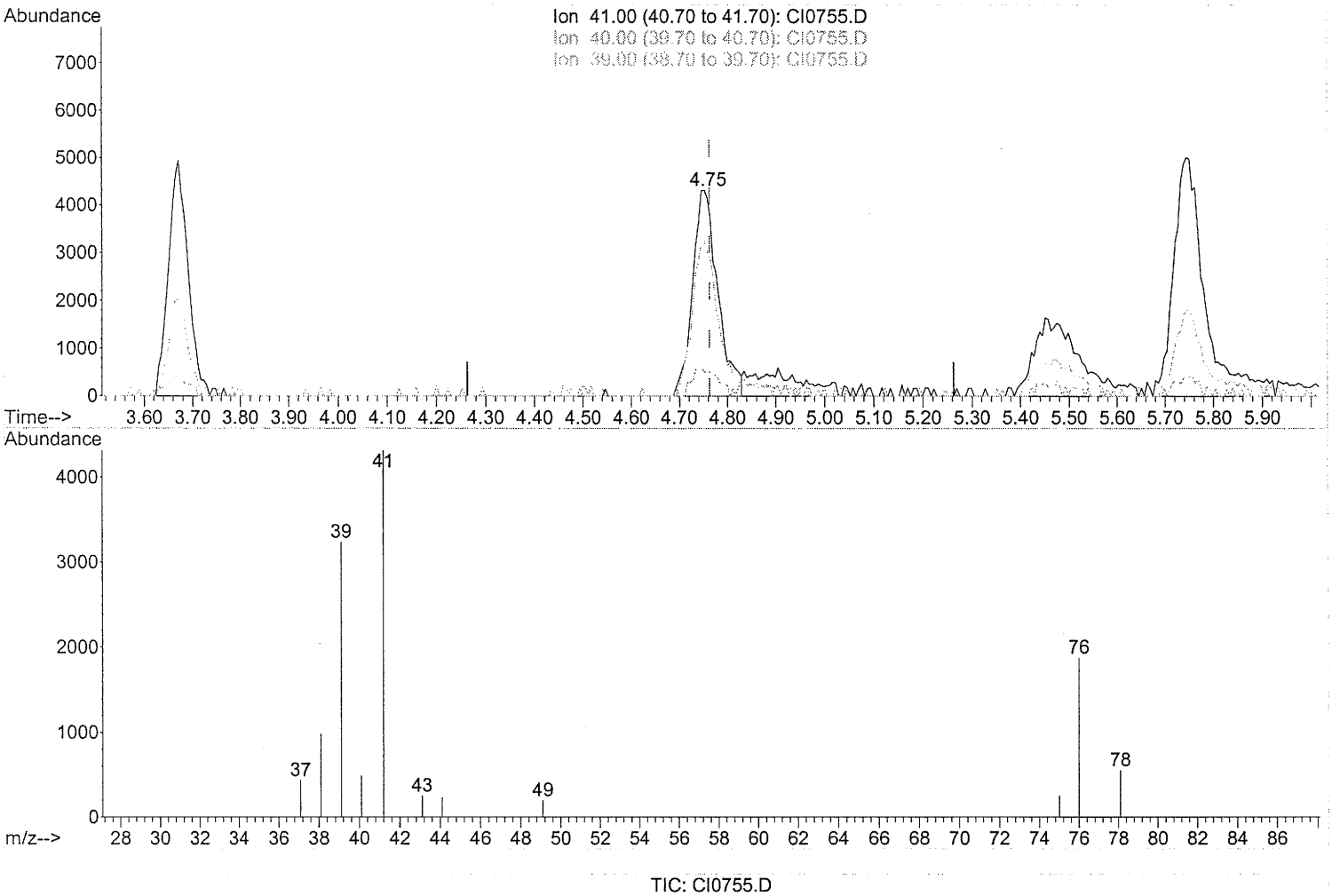

TIC: CI0755.D

(20) Acetonitrile

4.752min (-0.011) 1.70PPB m

response 156296

Ion	Exp%	Act%
41.00	100	100
40.00	21.60	0.00#
39.00	58.50	71.77#
0.00	0.00	0.00

OMR/412
10/6/05

Subtract
10/11/05

8397

Quantitation Report (Qedit)

Data Path : C:\MSDChem\1\DATA\SEP30\
Data File : CI0755.D
Acq On : 30 Sep 2005 11:45
Operator : JBS
Sample : VSTD002
Misc :
ALS Vial : 24 Sample Multiplier: 1

Quant Time: Sep 30 12:17:23 2005
Quant Method : C:\MSDCHEM\1\METHODS\ALLTO15.M
Quant Title :
QLast Update : Fri Sep 30 11:50:36 2005
Response via : Initial Calibration

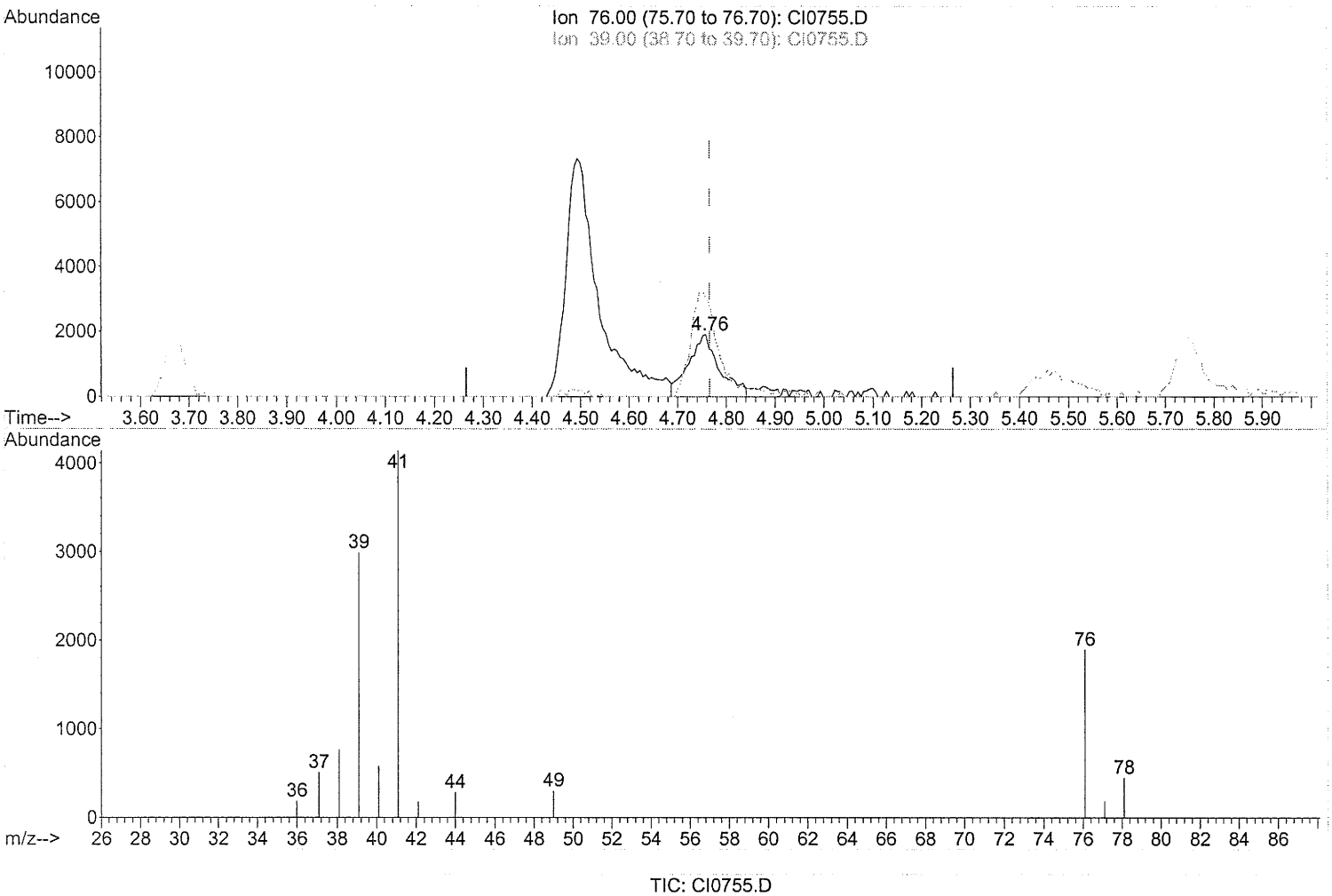

TIC: CI0755.D

(21) 3-Chloropropene

4.758min (-0.007) 2.83PPB m

response 84279

Ion	Exp%	Act%
76.00	100	100
39.00	289.60	0.00#
0.00	0.00	0.00
0.00	0.00	0.00

CMR/412
10/6/05

Smt peak
MJH
10/6/05

0398

Quantitation Report (Qedit)

Data Path : C:\MSDChem\1\DATA\SEP30\
Data File : CI0755.D
Acq On : 30 Sep 2005 11:45
Operator : JBS
Sample : VSTD002
Misc :
ALS Vial : 24 Sample Multiplier: 1

Quant Time: Sep 30 12:17:23 2005
Quant Method : C:\MSDCHEM\1\METHODS\ALLTO15.M
Quant Title :
QLast Update : Fri Sep 30 11:50:36 2005
Response via : Initial Calibration

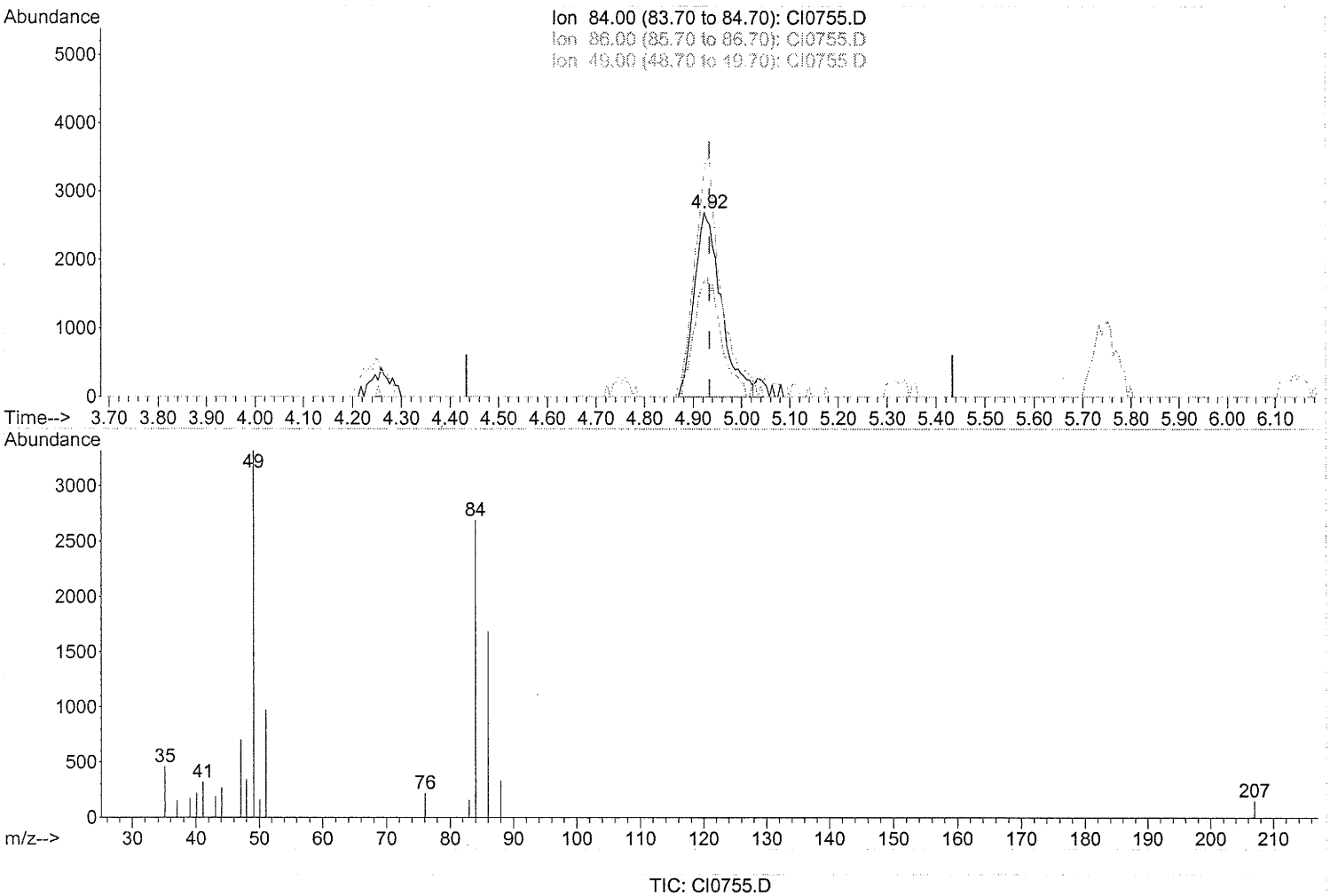

TIC: CI0755.D

(22) Methylene Chloride

4.922min (-0.011) 2.13PPB m

response 104663

Ion	Exp%	Act%
84.00	100	100
86.00	63.40	64.41
49.00	154.40	135.51
0.00	0.00	0.00

Spiltpeak
amy alder

amy 4/12
10/6/05

0399

Quantitation Report (Qedit)

Data Path : C:\MSDChem\1\DATA\SEP30\
Data File : CI0755.D
Acq On : 30 Sep 2005 11:45
Operator : JBS
Sample : VSTD002
Misc :
ALS Vial : 24 Sample Multiplier: 1

Quant Time: Sep 30 12:17:23 2005
Quant Method : C:\MSDCHEM\1\METHODS\ALLTO15.M
Quant Title :
QLast Update : Fri Sep 30 11:50:36 2005
Response via : Initial Calibration

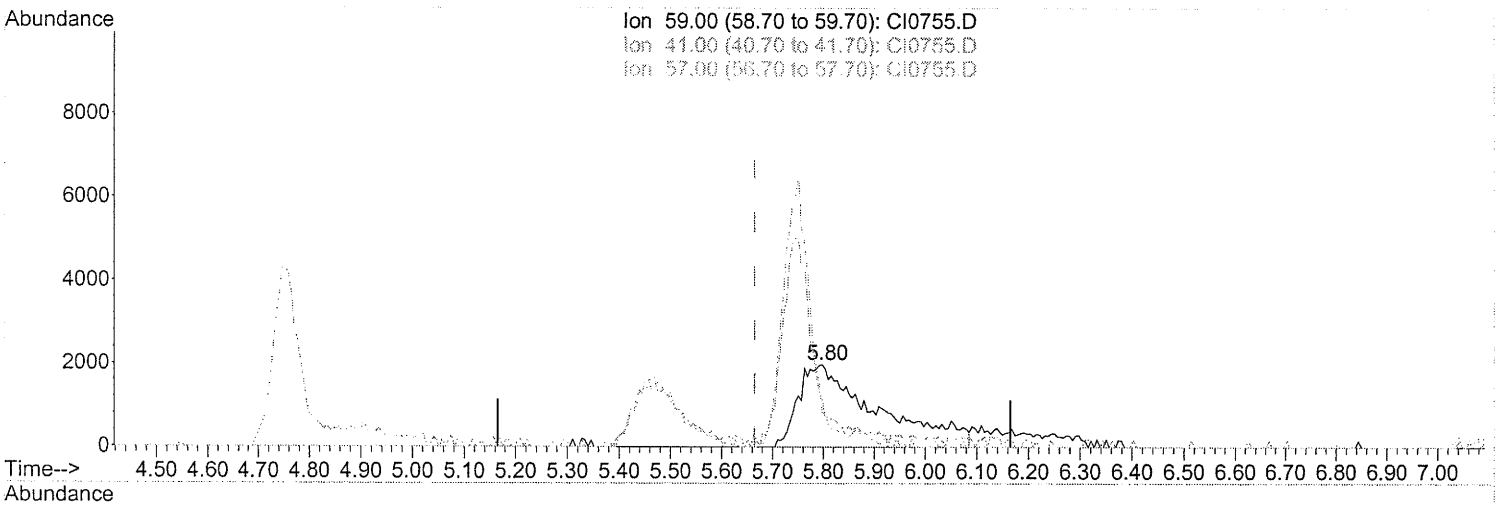

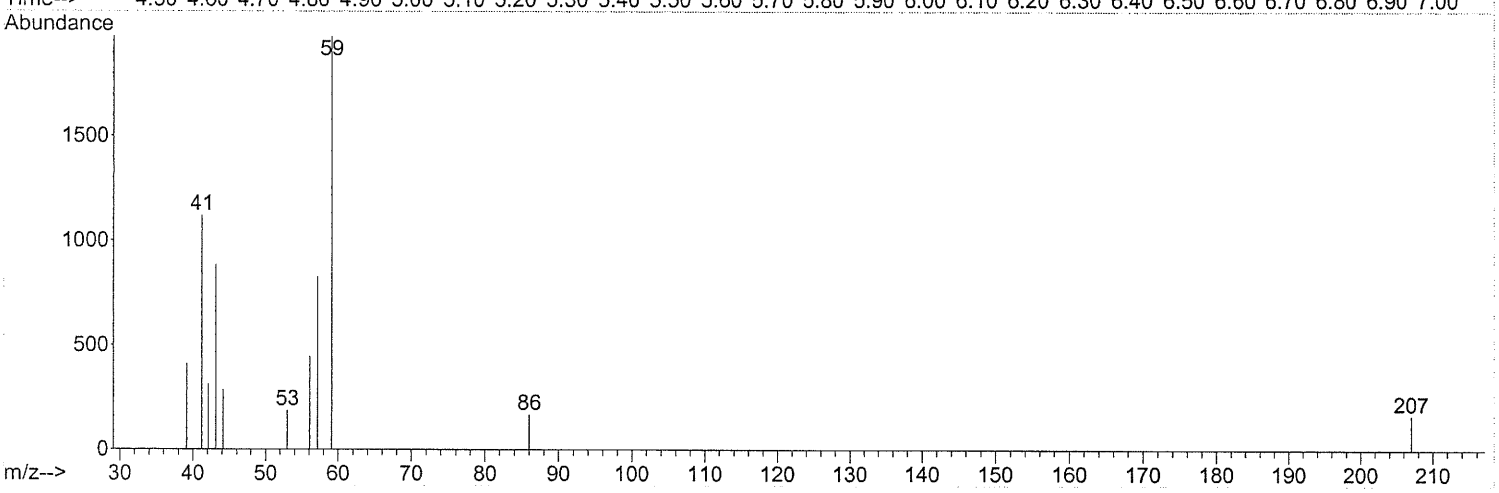

TIC: CI0755.D

(23) tert-Butyl Alcohol

5.798min (+0.133) 2.54PPB m

response 209625

Ion	Exp%	Act%
59.00	100	100
41.00	0.00	0.00
57.00	0.00	0.00
0.00	0.00	0.00

CMR/412
10/6/05

0400

Quantitation Report (Qedit)

Data Path : C:\MSDChem\1\DATA\SEP30\
Data File : CI0755.D
Acq On : 30 Sep 2005 11:45
Operator : JBS
Sample : VSTD002
Misc :
ALS Vial : 24 Sample Multiplier: 1

Quant Time: Sep 30 12:12:08 2005
Quant Method : C:\MSDCHEM\1\METHODS\ALLTO15.M
Quant Title :
QLast Update : Fri Sep 30 11:50:36 2005
Response via : Initial Calibration

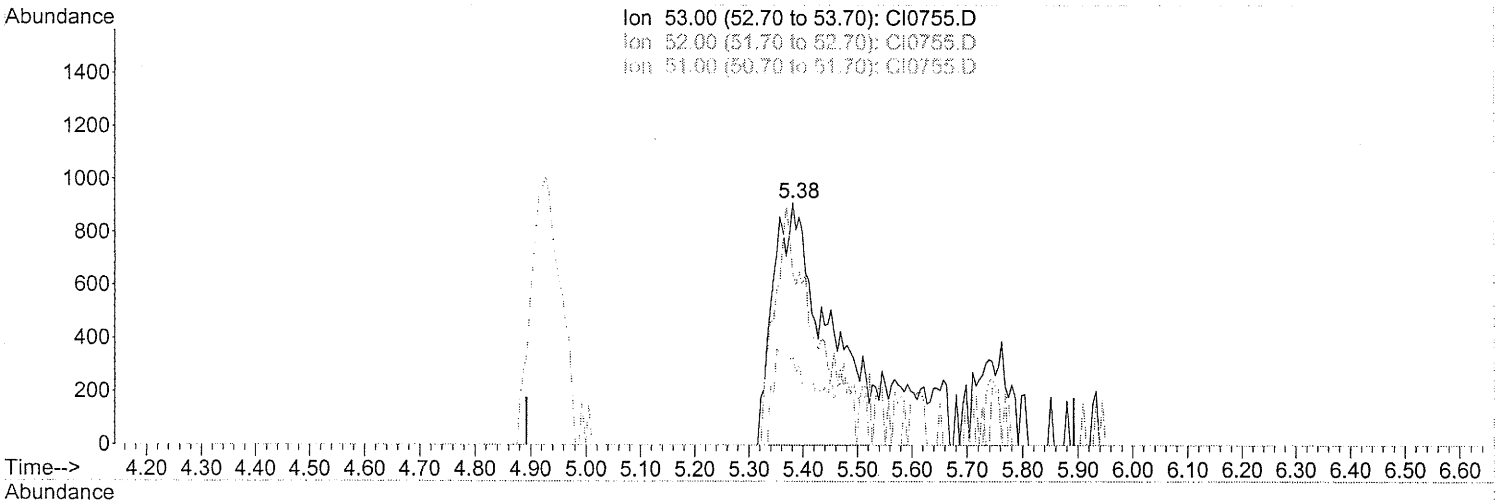

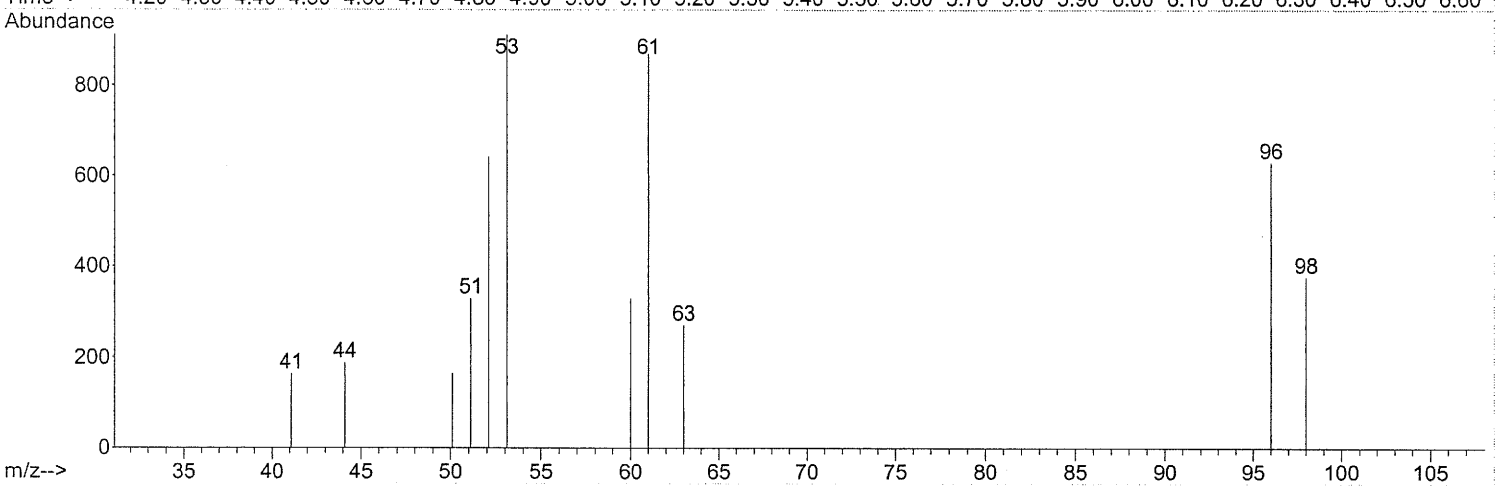

TIC: CI0755.D

(24) Acrylonitrile

5.381min (-0.012) 1.77PPB m

response 96363

Ion	Exp%	Act%
53.00	100	100
52.00	83.10	0.00#
51.00	36.80	0.00#
0.00	0.00	0.00

CMR/412
10/6/05

Spot peak

0401

Quantitation Report (Qedit)

Data Path : C:\MSDChem\1\DATA\SEP30\
Data File : CI0755.D
Acq On : 30 Sep 2005 11:45
Operator : JBS
Sample : VSTD002
Misc :
ALS Vial : 24 Sample Multiplier: 1

Quant Time: Sep 30 12:17:23 2005
Quant Method : C:\MSDCHEM\1\METHODS\ALLTO15.M
Quant Title :
QLast Update : Fri Sep 30 11:50:36 2005
Response via : Initial Calibration

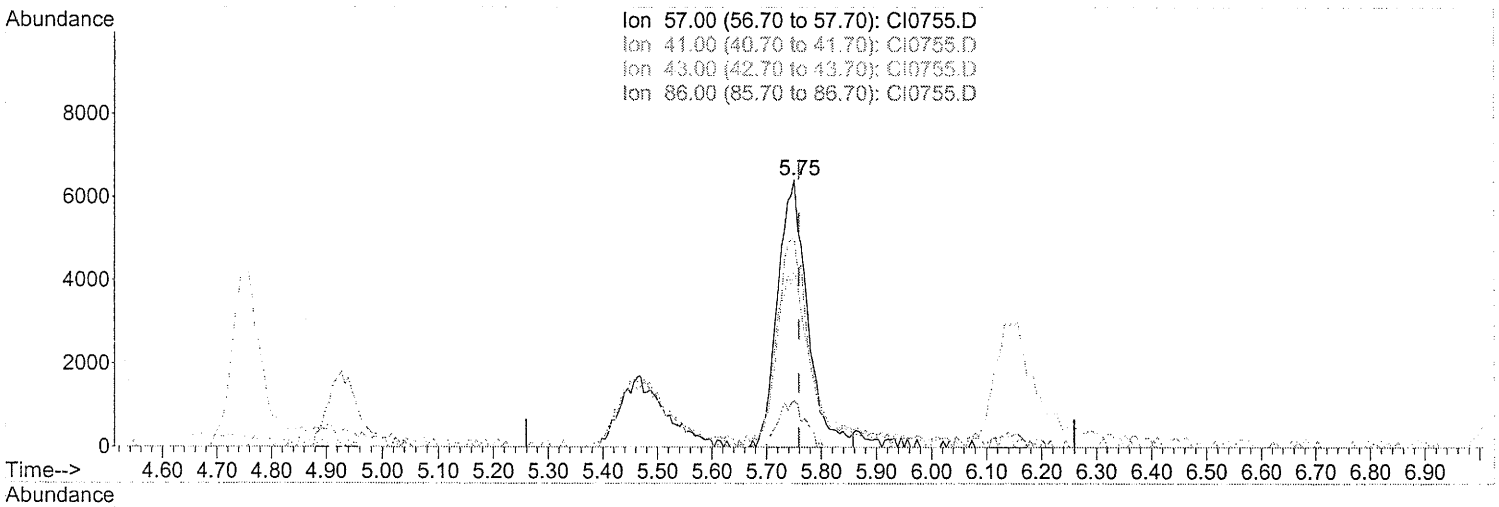

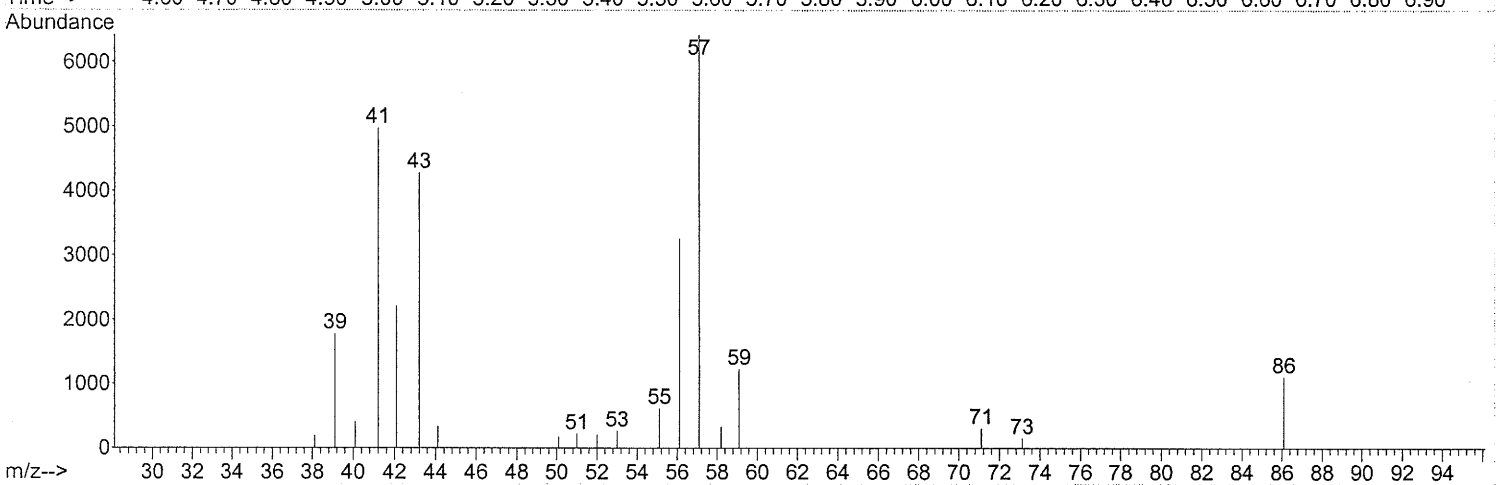

TIC: CI0755.D

(27) Hexane

5.751min (-0.009) 2.40PPB m

response 242275

Ion	Exp%	Act%
57.00	100	100
41.00	98.70	89.06
43.00	80.20	75.05
86.00	13.40	0.00#

Cmej412
10/6/05

SPIA peak
Area
1,2,4,5

0402

Quantitation Report (Qedit)

Data Path : C:\MSDChem\1\DATA\SEP30\
Data File : CI0755.D
Acq On : 30 Sep 2005 11:45
Operator : JBS
Sample : VSTD002
Misc :
ALS Vial : 24 Sample Multiplier: 1

Quant Time: Sep 30 12:12:08 2005
Quant Method : C:\MSDCHEM\1\METHODS\ALLTO15.M
Quant Title :
QLast Update : Fri Sep 30 11:50:36 2005
Response via : Initial Calibration

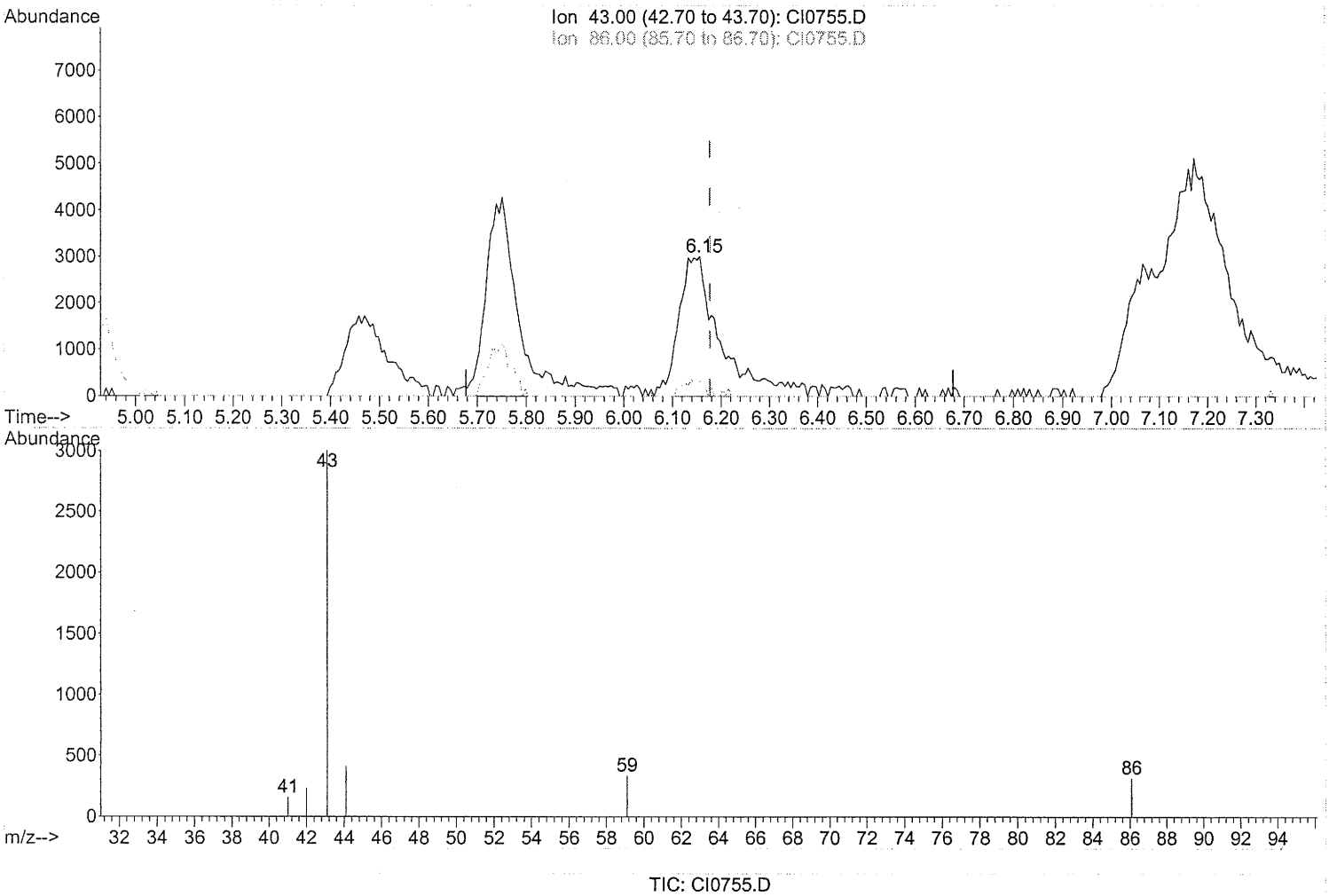

TIC: CI0755.D

(29) Vinyl Acetate

6.156min (-0.021) 1.74PPB m

response 188664

Ion	Exp%	Act%
43.00	100	100
86.00	7.80	0.00#
0.00	0.00	0.00
0.00	0.00	0.00

CMR/412 10/6/05

Sample

10/6/05

0463

Quantitation Report (Qedit)

Data Path : C:\MSDChem\1\DATA\SEP30\
Data File : CI0755.D
Acq On : 30 Sep 2005 11:45
Operator : JBS
Sample : VSTD002
Misc :
ALS Vial : 24 Sample Multiplier: 1

Quant Time: Sep 30 12:12:08 2005
Quant Method : C:\MSDCHEM\1\METHODS\ALLTO15.M
Quant Title :
QLast Update : Fri Sep 30 11:50:36 2005
Response via : Initial Calibration

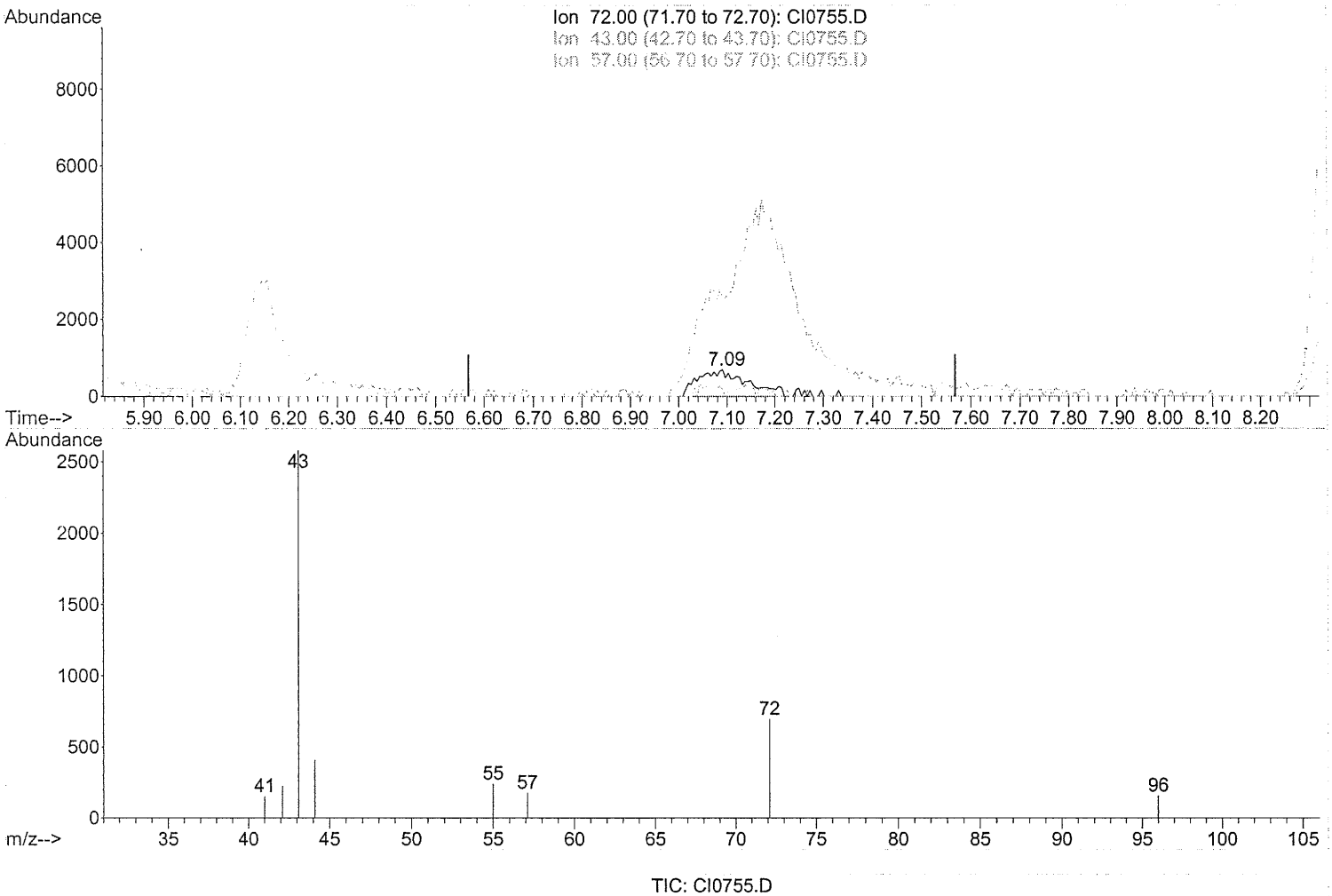

TIC: CI0755.D

(31) 2-Butanone

7.091min (+0.023) 2.34PPB m

response 49080

Ion	Exp%	Act%
72.00	100	100
43.00	0.00	0.00
57.00	0.00	0.00
0.00	0.00	0.00

Spot peak

CMR/412 10/6/05

CMR 10/6/05

0484

Quantitation Report (Qedit)

Data Path : C:\MSDChem\1\DATA\SEP30\
Data File : CI0755.D
Acq On : 30 Sep 2005 11:45
Operator : JBS
Sample : VSTD002
Misc :
ALS Vial : 24 Sample Multiplier: 1

Quant Time: Sep 30 12:12:08 2005
Quant Method : C:\MSDCHEM\1\METHODS\ALLTO15.M
Quant Title :
QLast Update : Fri Sep 30 11:50:36 2005
Response via : Initial Calibration

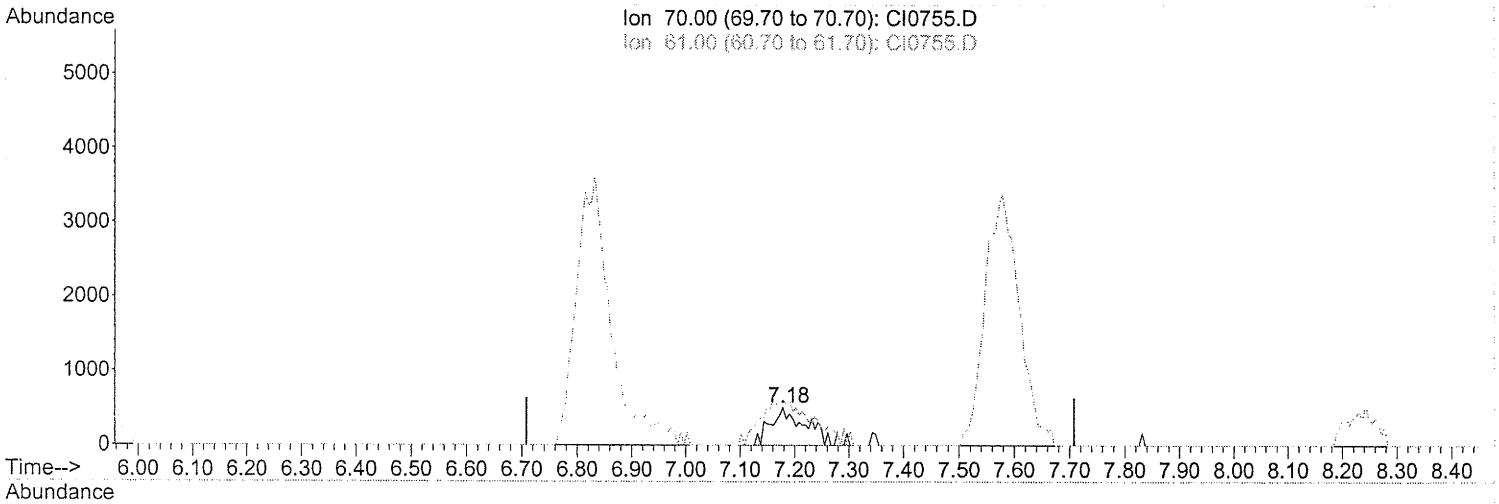

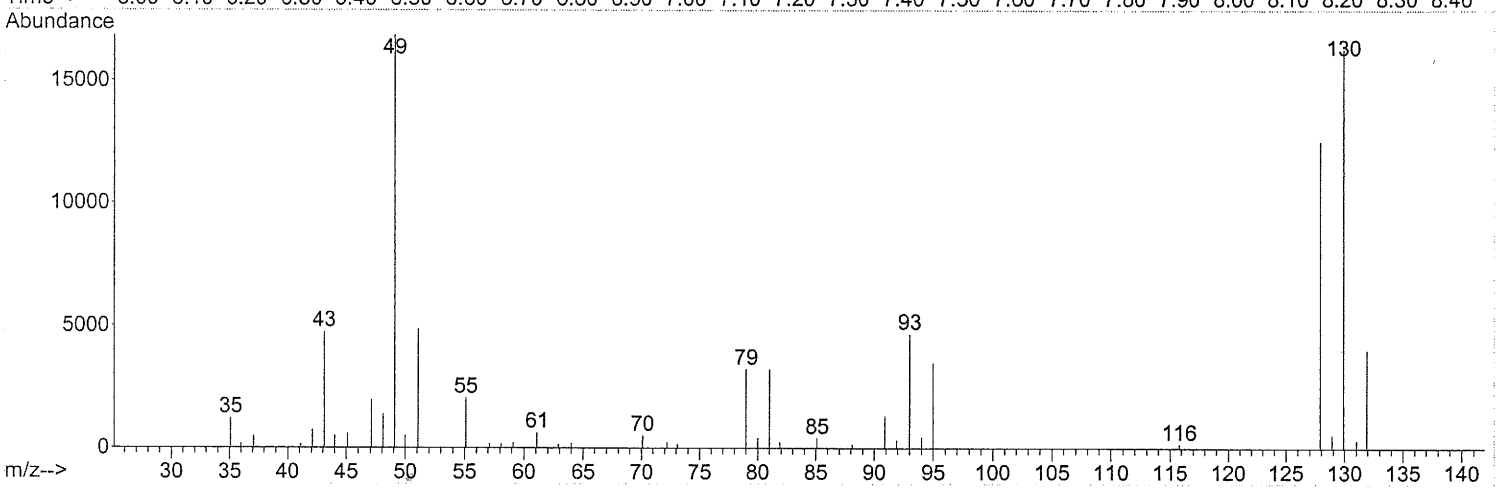

TIC: CI0755.D

(32) Ethyl Acetate

7.179min (-0.029) 2.60PPB m

response 23366

Ion	Exp%	Act%
70.00	100	100
61.00	0.00	0.00
0.00	0.00	0.00
0.00	0.00	0.00

Cmr2/412
10/6/05

Salt peak
10/6/05

0485

Quantitation Report (Qedit)

Data Path : C:\MSDChem\1\DATA\SEP30\
Data File : CI0755.D
Acq On : 30 Sep 2005 11:45
Operator : JBS
Sample : VSTD002
Misc :
ALS Vial : 24 Sample Multiplier: 1

Quant Time: Sep 30 12:17:23 2005
Quant Method : C:\MSDCHEM\1\METHODS\ALLTO15.M
Quant Title :
QLast Update : Fri Sep 30 11:50:36 2005
Response via : Initial Calibration

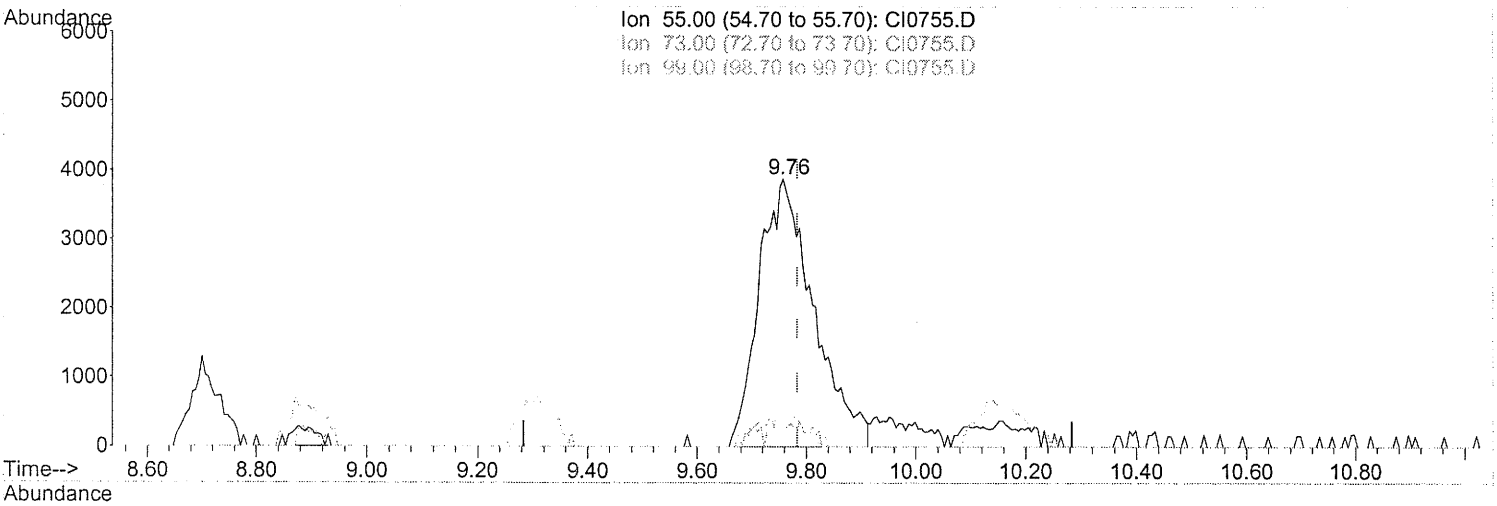

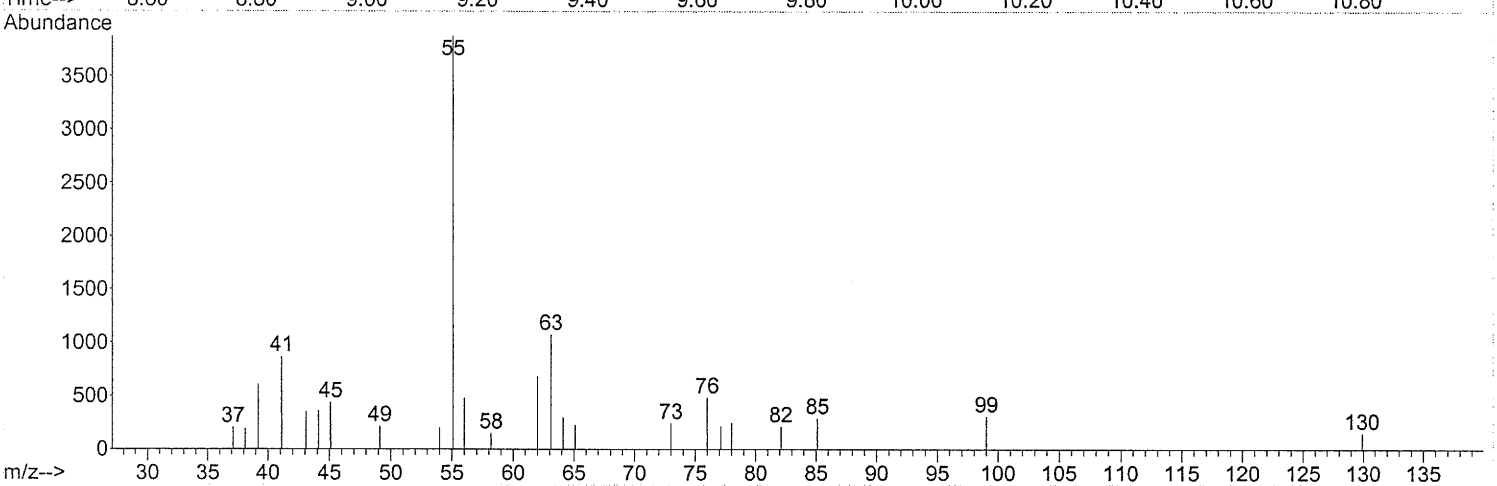

TIC: CI0755.D

(43) Ethyl Acrylate

9.758min (-0.025) 1.73PPB m

response 269099

Ion	Exp%	Act%
55.00	100	100
73.00	6.80	0.00#
99.00	9.50	0.00#
0.00	0.00	0.00

Ama/412
10/6/05

Spike peak
[illegible] 10/6/05

0406

Quantitation Report (Qedit)

Data Path : C:\MSDChem\1\DATA\SEP30\
Data File : CI0755.D
Acq On : 30 Sep 2005 11:45
Operator : JBS
Sample : VSTD002
Misc :
ALS Vial : 24 Sample Multiplier: 1

Quant Time: Sep 30 12:12:08 2005
Quant Method : C:\MSDCHEM\1\METHODS\ALLTO15.M
Quant Title :
QLast Update : Fri Sep 30 11:50:36 2005
Response via : Initial Calibration

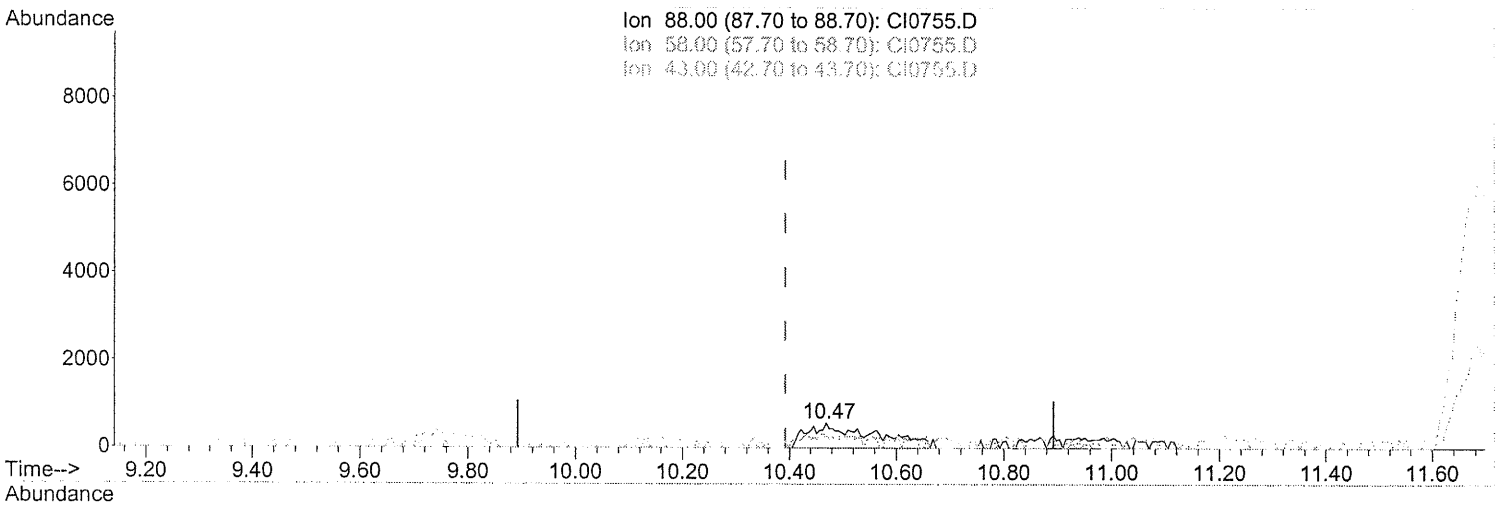

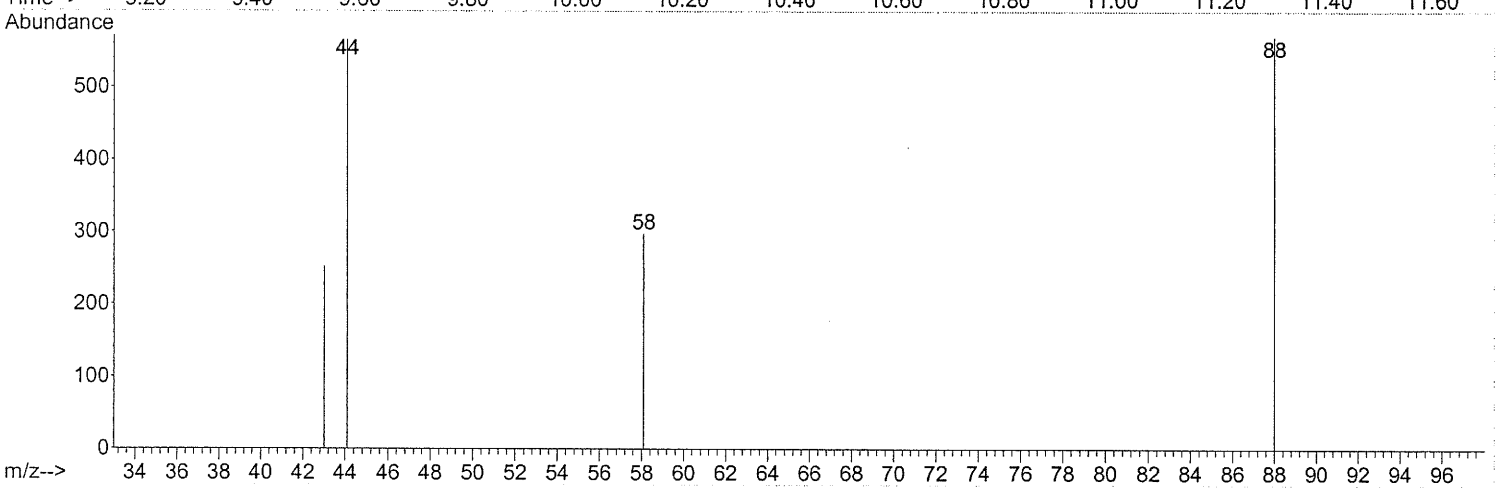

TIC: CI0755.D

(47) 1,4-Dioxane

10.469min (+0.076) 1.49PPB m

response 49719

Ion	Exp%	Act%
88.00	100	100
58.00	63.20	0.00#
43.00	2.30	0.00#
0.00	0.00	0.00

Cmr2/412
10/6/05

Smitpatel
10/6/05

0487

Quantitation Report (Qedit)

Data Path : C:\MSDChem\1\DATA\SEP30\
Data File : CI0755.D
Acq On : 30 Sep 2005 11:45
Operator : JBS
Sample : VSTD002
Misc :
ALS Vial : 24 Sample Multiplier: 1

Quant Time: Sep 30 12:17:23 2005
Quant Method : C:\MSDCHEM\1\METHODS\ALLTO15.M
Quant Title :
QLast Update : Fri Sep 30 11:50:36 2005
Response via : Initial Calibration

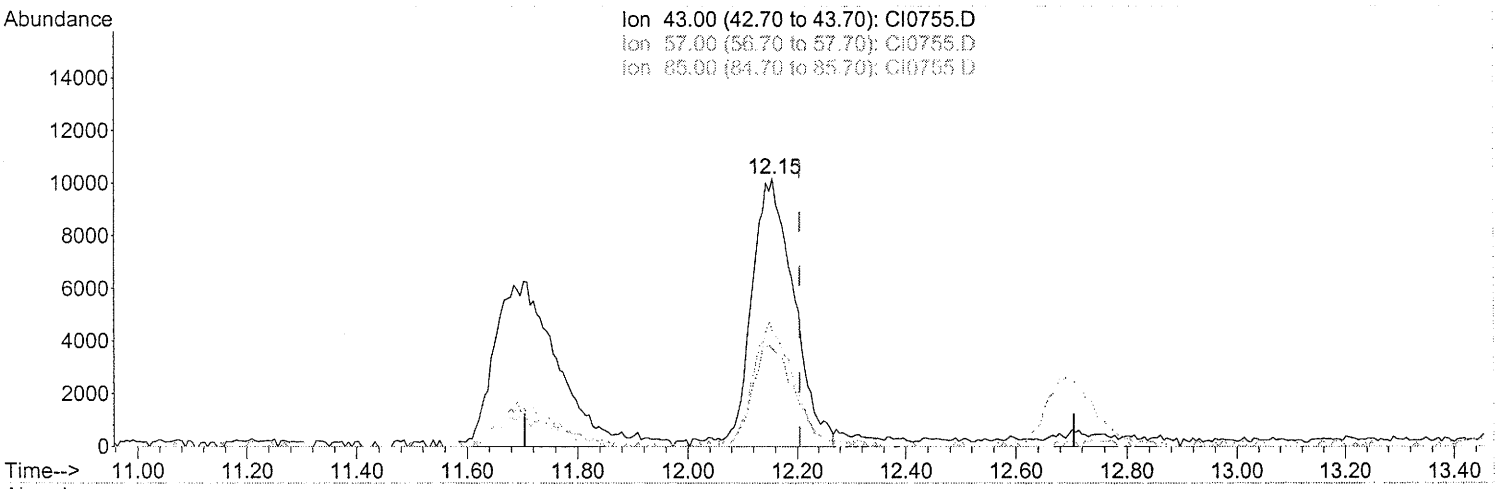

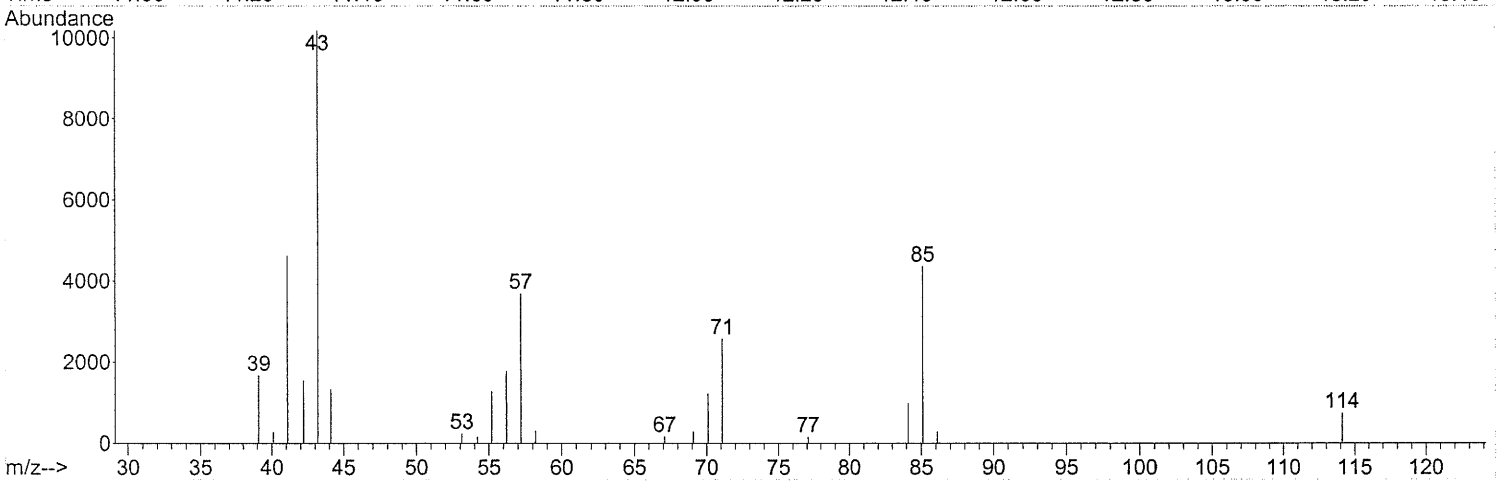

TIC: CI0755.D

(53) Octane

12.155min (-0.050) 1.69PPB m

response 539425

Ion	Exp%	Act%
43.00	100	100
57.00	35.40	38.97
85.00	35.90	43.63#
0.00	0.00	0.00

CMR/412
10/6/05

Split peak
[illegible] 10/6/05

0488

Quantitation Report (Qedit)

Data Path : C:\MSDChem\1\DATA\SEP30\
Data File : CI0755.D
Acq On : 30 Sep 2005 11:45
Operator : JBS
Sample : VSTD002
Misc :
ALS Vial : 24 Sample Multiplier: 1

Quant Time: Sep 30 12:17:23 2005
Quant Method : C:\MSDCHEM\1\METHODS\ALLTO15.M
Quant Title :
QLast Update : Fri Sep 30 11:50:36 2005
Response via : Initial Calibration

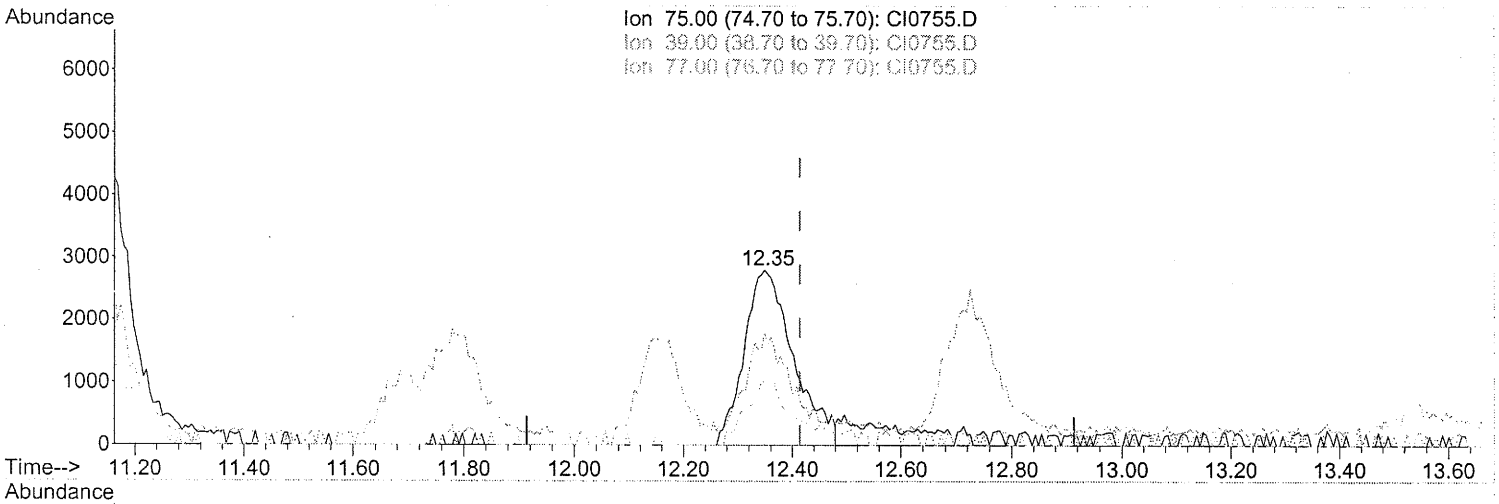

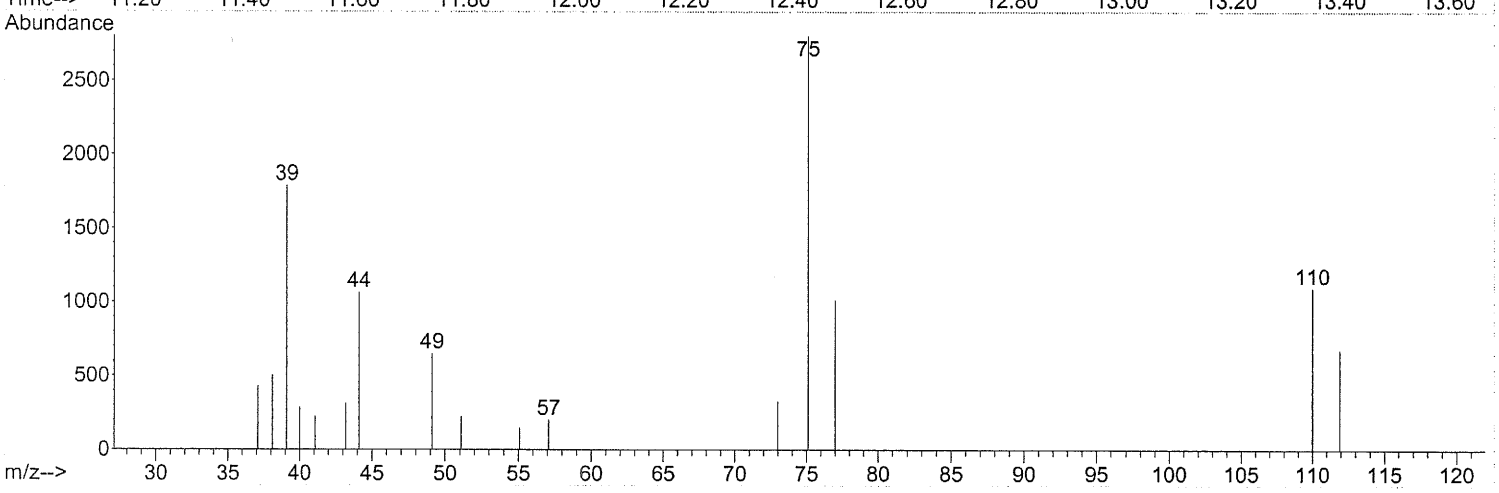

TIC: CI0755.D

(54) trans-1,3-Dichloropropene

12.349min (-0.065) 1.11PPB m

response 176206

Ion	Exp%	Act%
75.00	100	100
39.00	63.80	51.95
77.00	33.70	0.00#
0.00	0.00	0.00

CMR2/412
10/6/05

Smt pat
10/6/05

0489

Quantitation Report (Qedit)

Data Path : C:\MSDChem\1\DATA\SEP30\
Data File : CI0755.D
Acq On : 30 Sep 2005 11:45
Operator : JBS
Sample : VSTD002
Misc :
ALS Vial : 24 Sample Multiplier: 1

Quant Time: Sep 30 12:17:23 2005
Quant Method : C:\MSDCHEM\1\METHODS\ALLTO15.M
Quant Title :
QLast Update : Fri Sep 30 11:50:36 2005
Response via : Initial Calibration

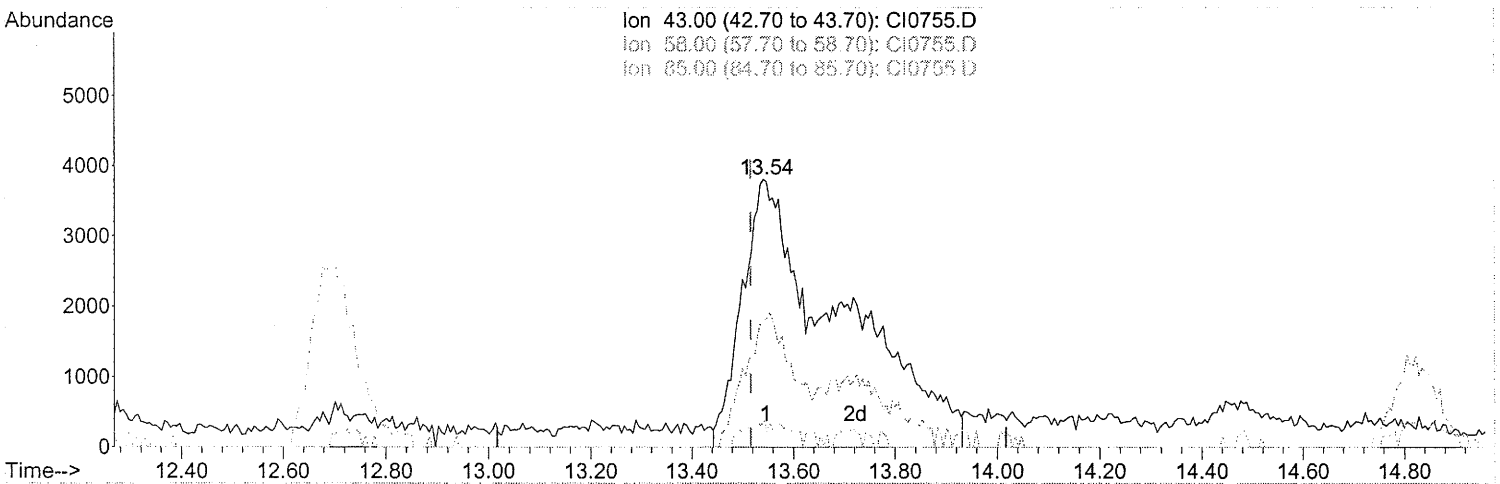

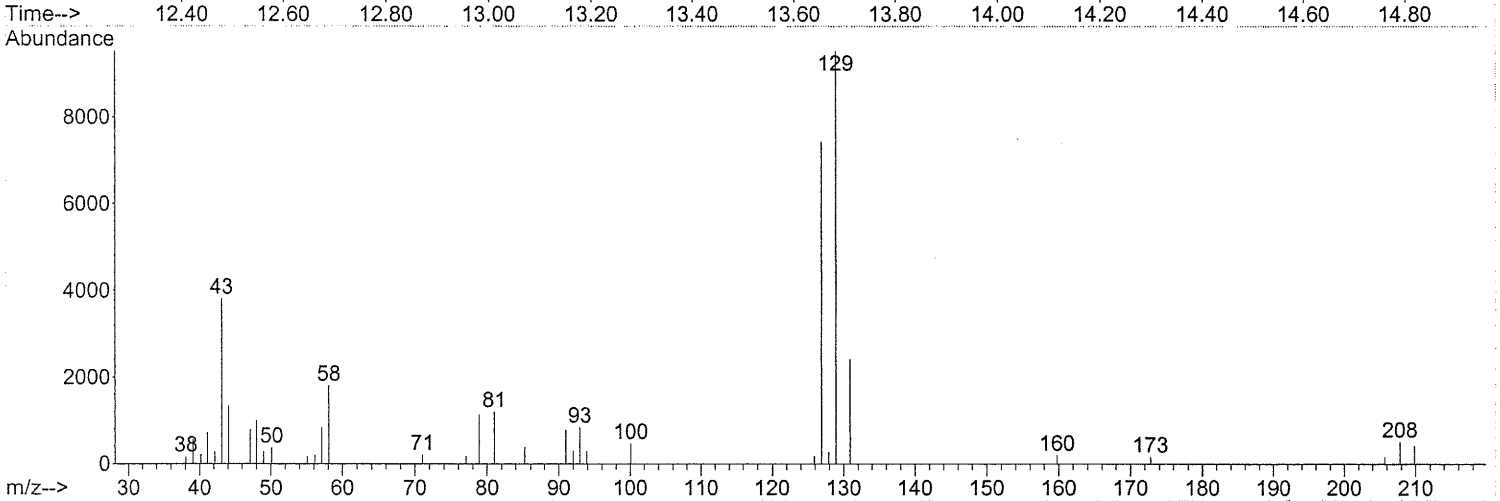

TIC: CI0755.D

(58) 2-Hexanone

13.542min (+0.025) 1.70PPB m

response 508729

Ion	Exp%	Act%
43.00	100	100
58.00	29.00	15.90#
85.00	4.60	0.00#
0.00	0.00	0.00

SMA peak

CMR/412
10/6/05

10/6/05

0410

Quantitation Report (Qedit)

Data Path : C:\MSDChem\1\DATA\SEP30\
Data File : CI0755.D
Acq On : 30 Sep 2005 11:45
Operator : JBS
Sample : VSTD002
Misc :
ALS Vial : 24 Sample Multiplier: 1

Quant Time: Sep 30 12:12:08 2005
Quant Method : C:\MSDCHEM\1\METHODS\ALLTO15.M
Quant Title :
QLast Update : Fri Sep 30 11:50:36 2005
Response via : Initial Calibration

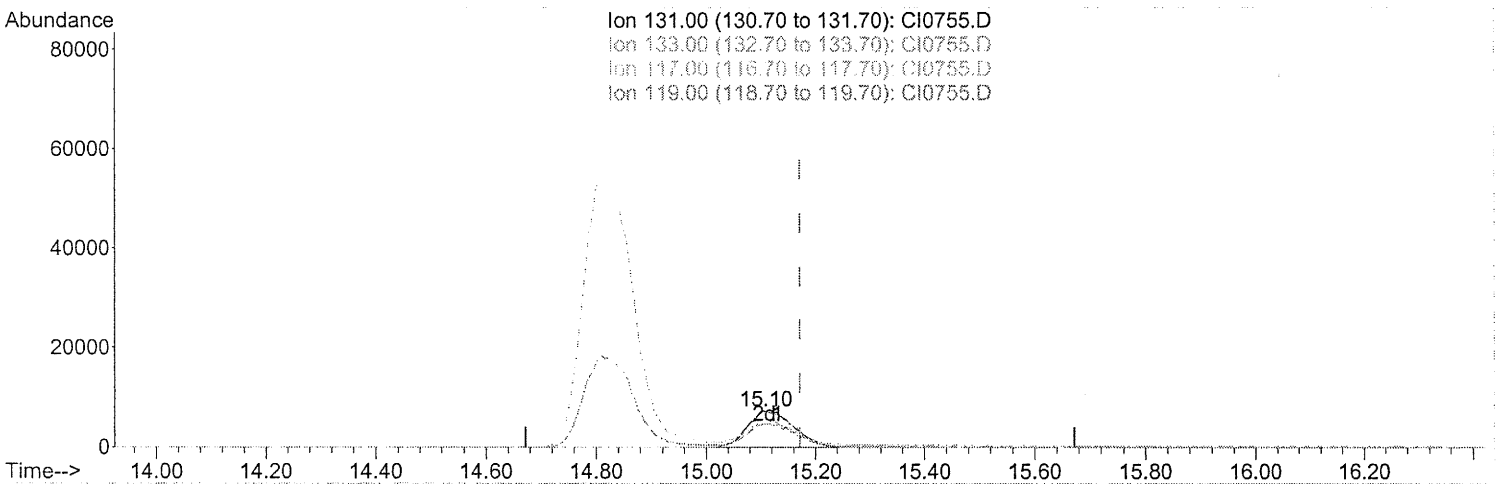

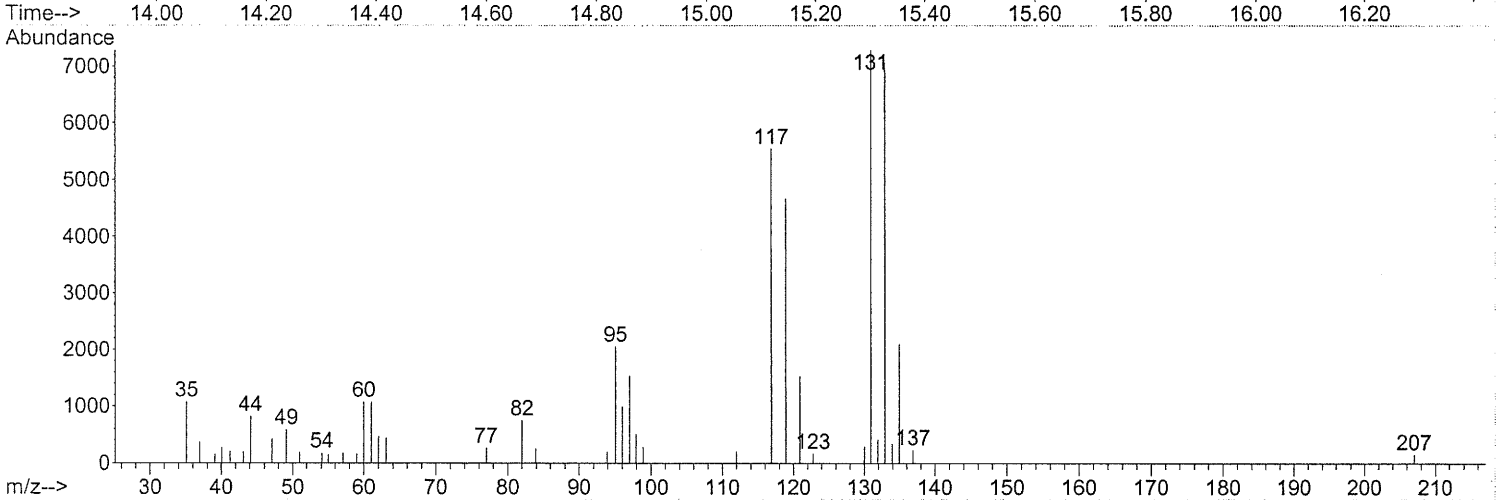

TIC: CI0755.D

(62) 1,1,1,2-Tetrachloroethane

15.105min (-0.067) 2.26PPB m

response 428089

Ion	Exp%	Act%
131.00	100	100
133.00	95.30	0.00#
117.00	67.50	0.00#
119.00	65.20	0.00#

Cmo/412
10/6/05

Small peak
AMW 10/1/05

0411

Quantitation Report (Qedit)

Data Path : C:\MSDChem\1\DATA\SEP30\
Data File : CI0755.D
Acq On : 30 Sep 2005 11:45
Operator : JBS
Sample : VSTD002
Misc :
ALS Vial : 24 Sample Multiplier: 1

Quant Time: Sep 30 12:12:08 2005
Quant Method : C:\MSDCHEM\1\METHODS\ALLTO15.M
Quant Title :
QLast Update : Fri Sep 30 11:50:36 2005
Response via : Initial Calibration

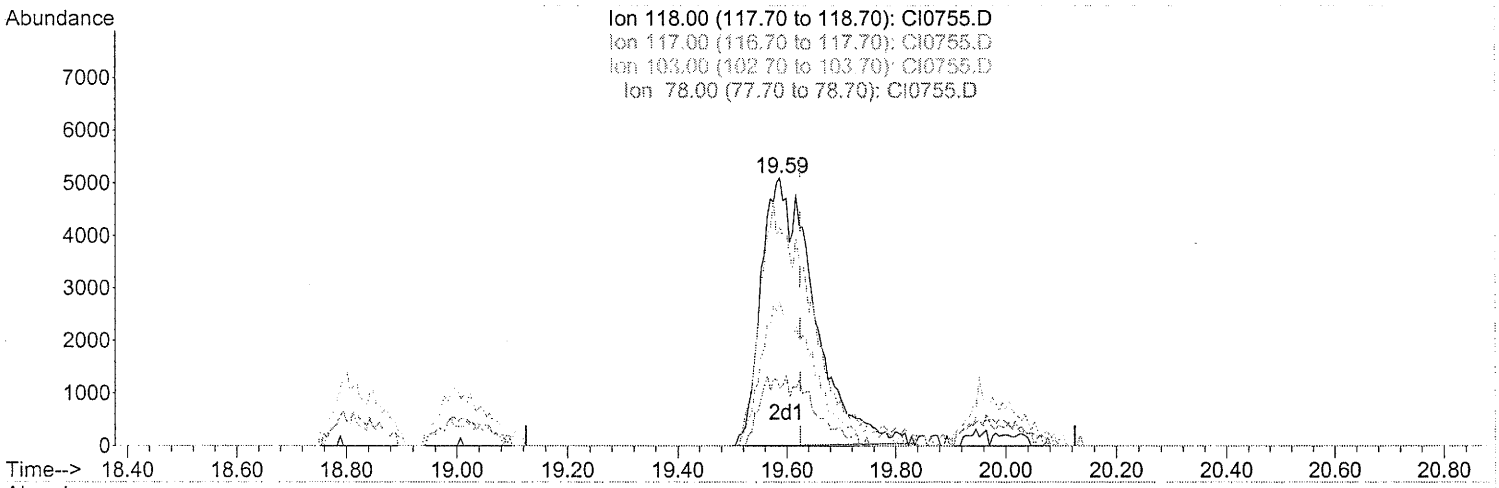

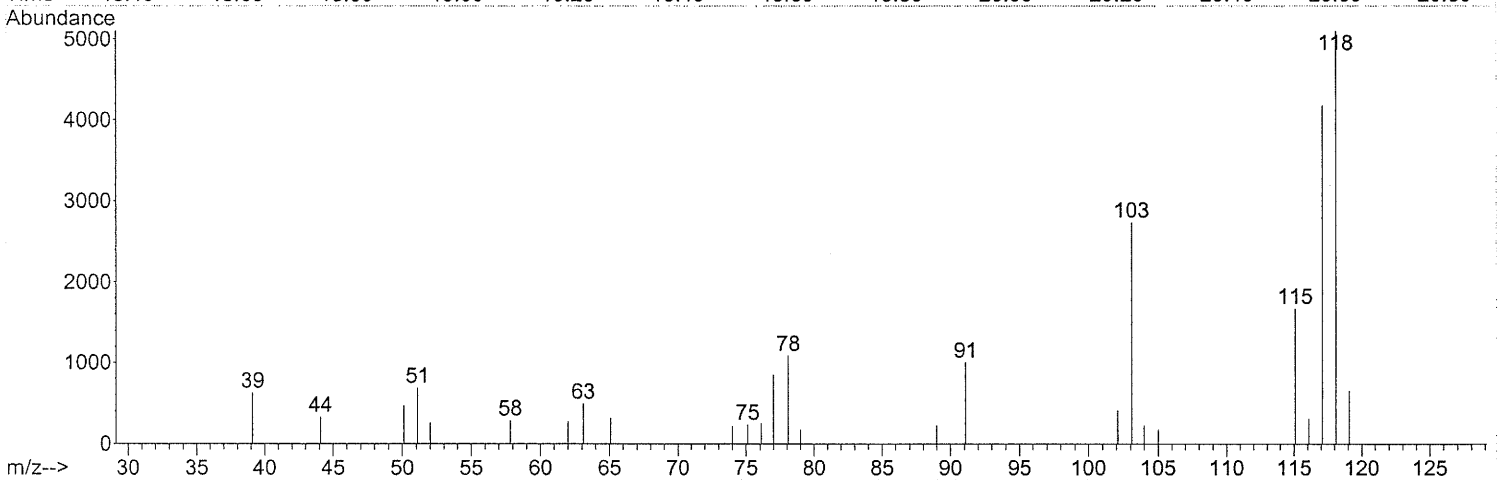

TIC: CI0755.D

(74) Alpha Methyl Styrene

19.588min (-0.037) 2.01PPB m

response 345564

Ion	Exp%	Act%
118.00	100	100
117.00	84.80	0.00#
103.00	51.40	0.00#
78.00	24.60	0.00#

CMR/412
10/6/05

SMA
10/6/05

0412

Quantitation Report (Qedit)

Data Path : C:\MSDChem\1\DATA\SEP30\
Data File : CI0755.D
Acq On : 30 Sep 2005 11:45
Operator : JBS
Sample : VSTD002
Misc :
ALS Vial : 24 Sample Multiplier: 1

Quant Time: Sep 30 12:12:08 2005
Quant Method : C:\MSDCHEM\1\METHODS\ALLTO15.M
Quant Title :
QLast Update : Fri Sep 30 11:50:36 2005
Response via : Initial Calibration

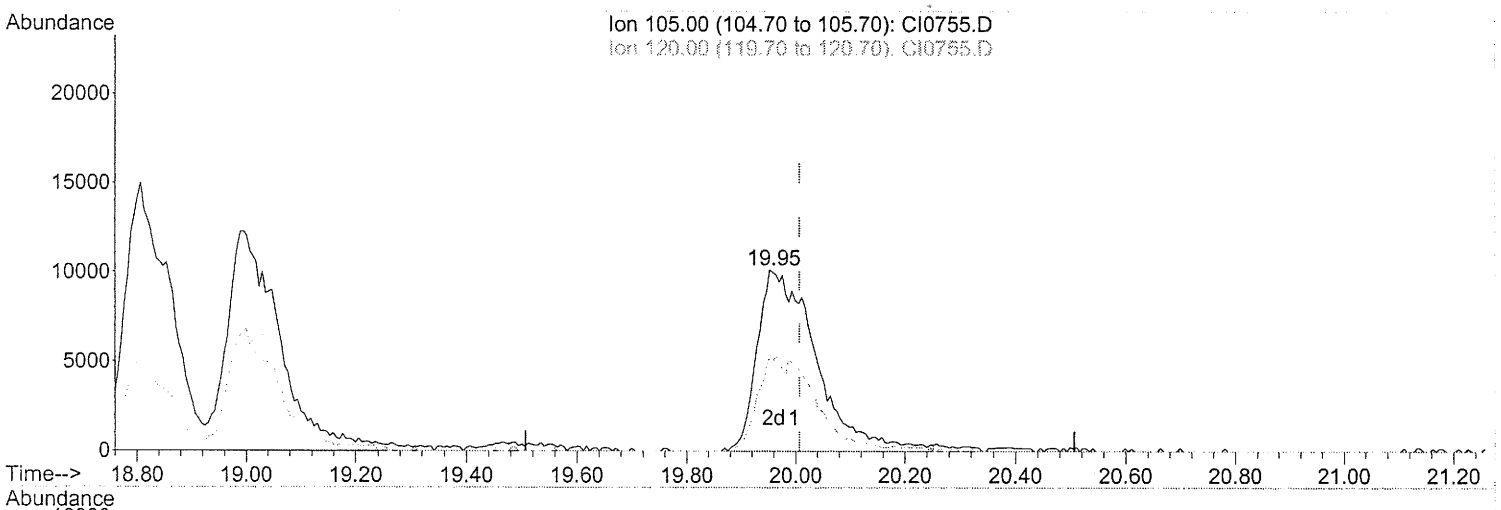

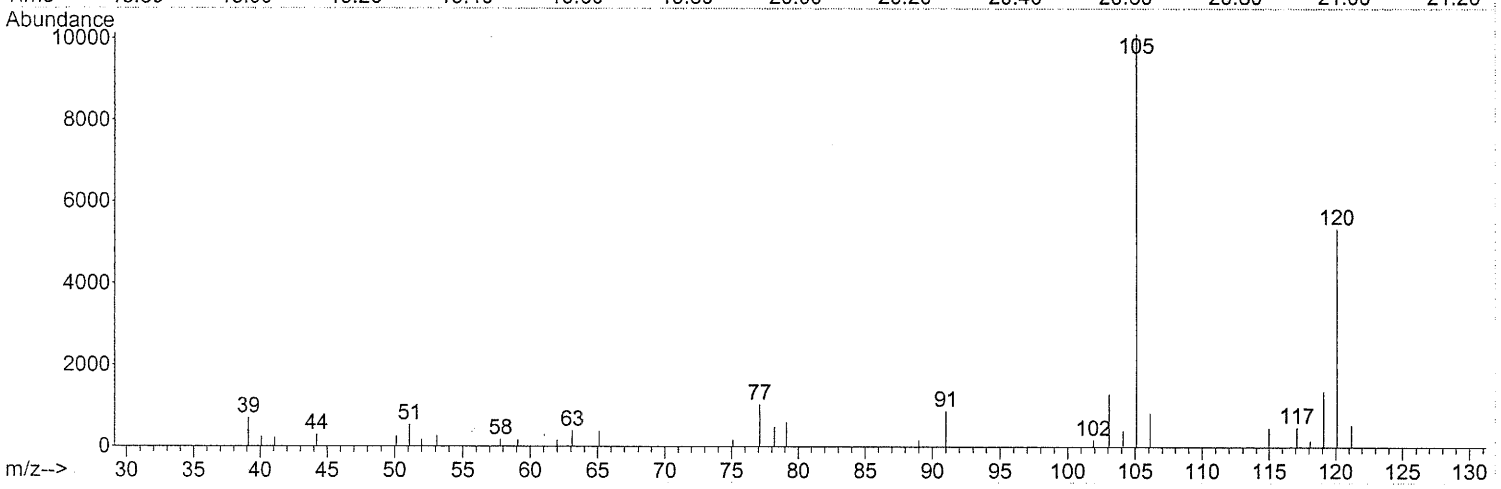

TIC: CI0755.D

(75) 1,2,4-Trimethylbenzene

19.952min (-0.054) 1.96PPB m

response 759633

Ion	Exp%	Act%
105.00	100	100
120.00	52.90	0.00#
0.00	0.00	0.00
0.00	0.00	0.00

CMR/412
10/6/05

Subpeak

0413

Quantitation Report (Qedit)

Data Path : C:\MSDChem\1\DATA\SEP30\
Data File : CI0755.D
Acq On : 30 Sep 2005 11:45
Operator : JBS
Sample : VSTD002
Misc :
ALS Vial : 24 Sample Multiplier: 1

Quant Time: Sep 30 12:12:08 2005
Quant Method : C:\MSDCHEM\1\METHODS\ALLTO15.M
Quant Title :
QLast Update : Fri Sep 30 11:50:36 2005
Response via : Initial Calibration

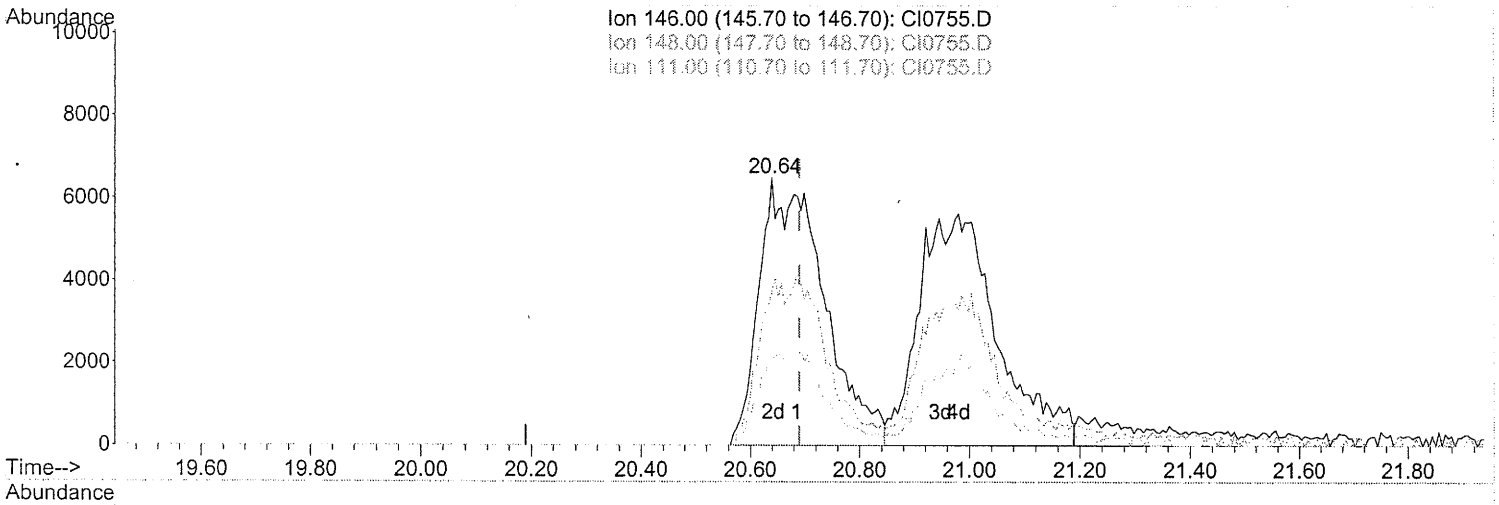

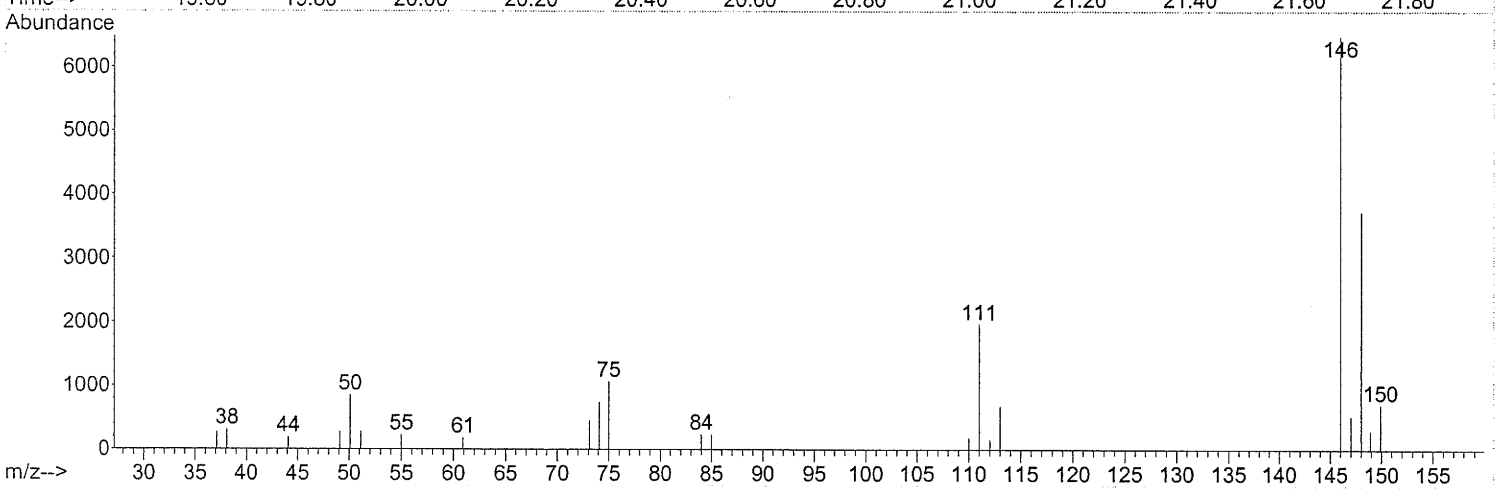

TIC: CI0755.D

(76) 1,3-Dichlorobenzene

20.640min (-0.050) 1.79PPB m

response 526988

Ion	Exp%	Act%
146.00	100	100
148.00	63.20	35.43#
111.00	35.60	18.30#
0.00	0.00	0.00

CMR/412
10/6/05

Sample
10/6/05

B414

Quantitation Report (Qedit)

Data Path : C:\MSDChem\1\DATA\SEP30\
Data File : CI0755.D
Acq On : 30 Sep 2005 11:45
Operator : JBS
Sample : VSTD002
Misc :
ALS Vial : 24 Sample Multiplier: 1

Quant Time: Sep 30 12:12:08 2005
Quant Method : C:\MSDCHEM\1\METHODS\ALLTO15.M
Quant Title :
QLast Update : Fri Sep 30 11:50:36 2005
Response via : Initial Calibration

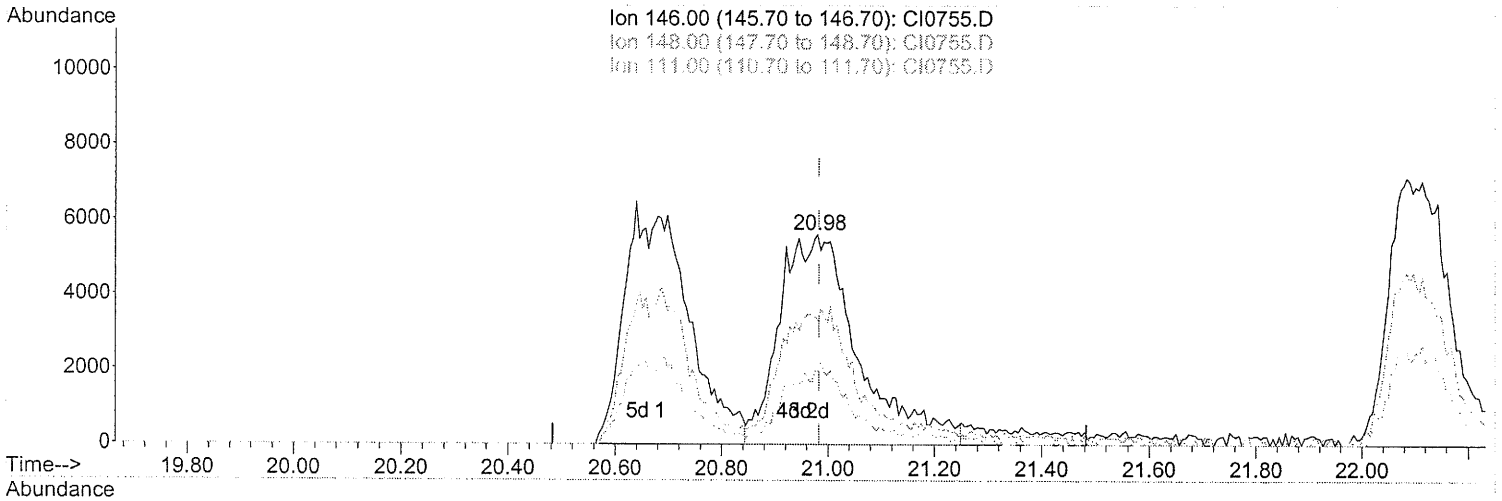

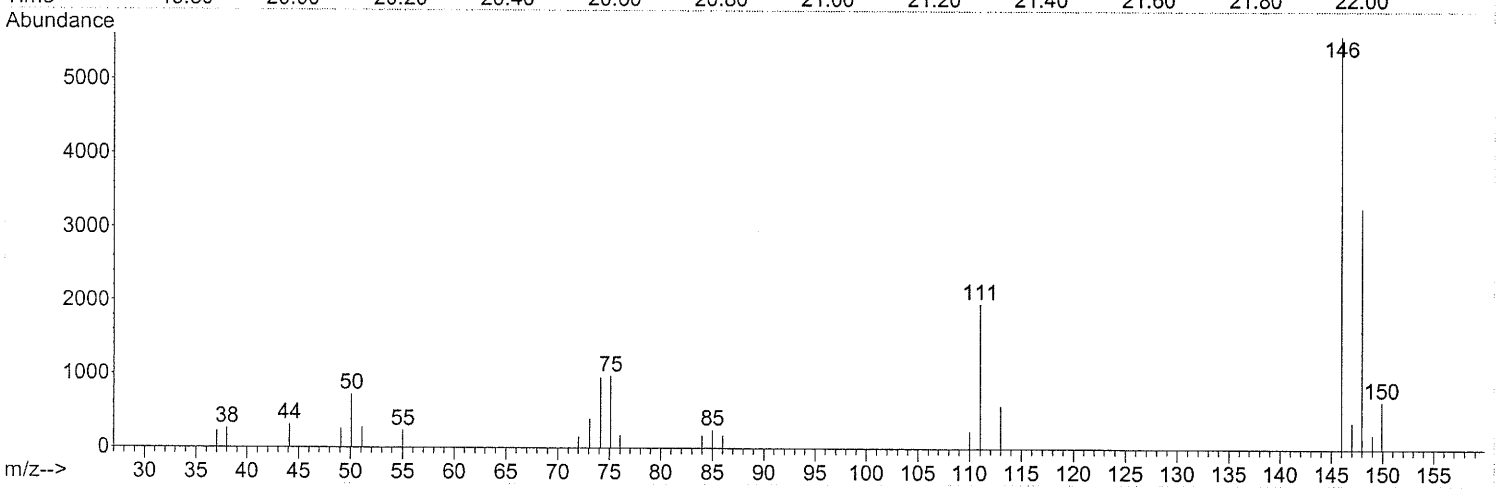

TIC: CI0755.D

(77) 1,4-Dichlorobenzene

20.980min (-0.002) 1.99PPB m

response 576731

Ion	Exp%	Act%
146.00	100	100
148.00	63.30	34.27#
111.00	33.60	16.58#
0.00	0.00	0.00

Smallpeak

CMR/412
10/6/05

0415

Quantitation Report (Qedit)

Data Path : C:\MSDChem\1\DATA\SEP30\
Data File : CI0755.D
Acq On : 30 Sep 2005 11:45
Operator : JBS
Sample : VSTD002
Misc :
ALS Vial : 24 Sample Multiplier: 1

Quant Time: Sep 30 12:12:08 2005
Quant Method : C:\MSDCHEM\1\METHODS\ALLTO15.M
Quant Title :
QLast Update : Fri Sep 30 11:50:36 2005
Response via : Initial Calibration

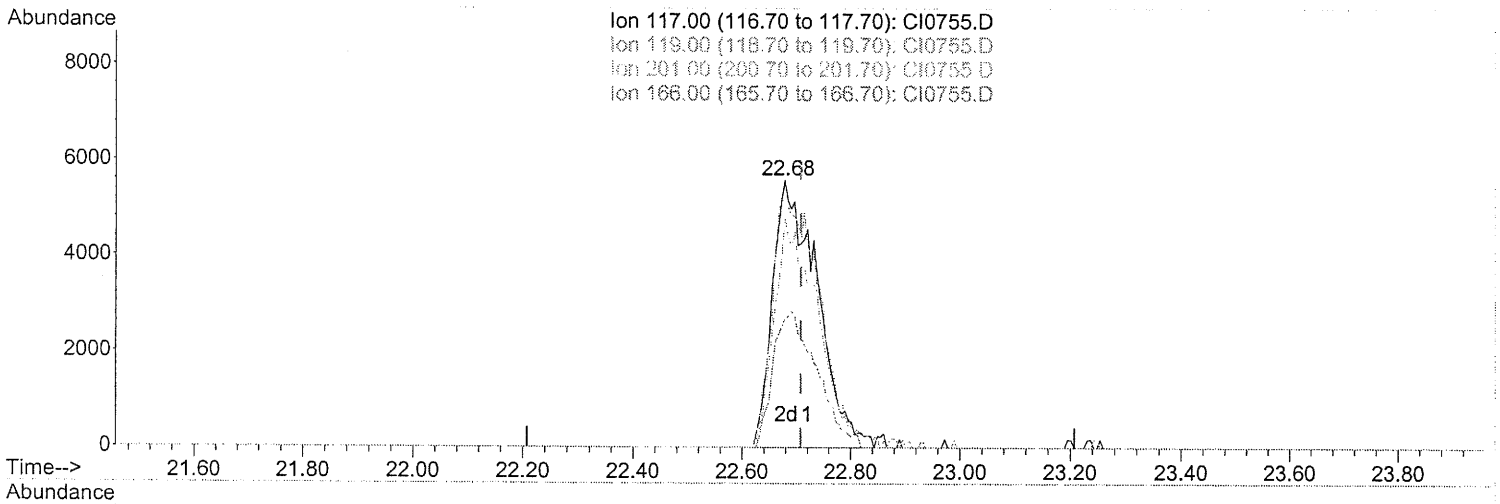

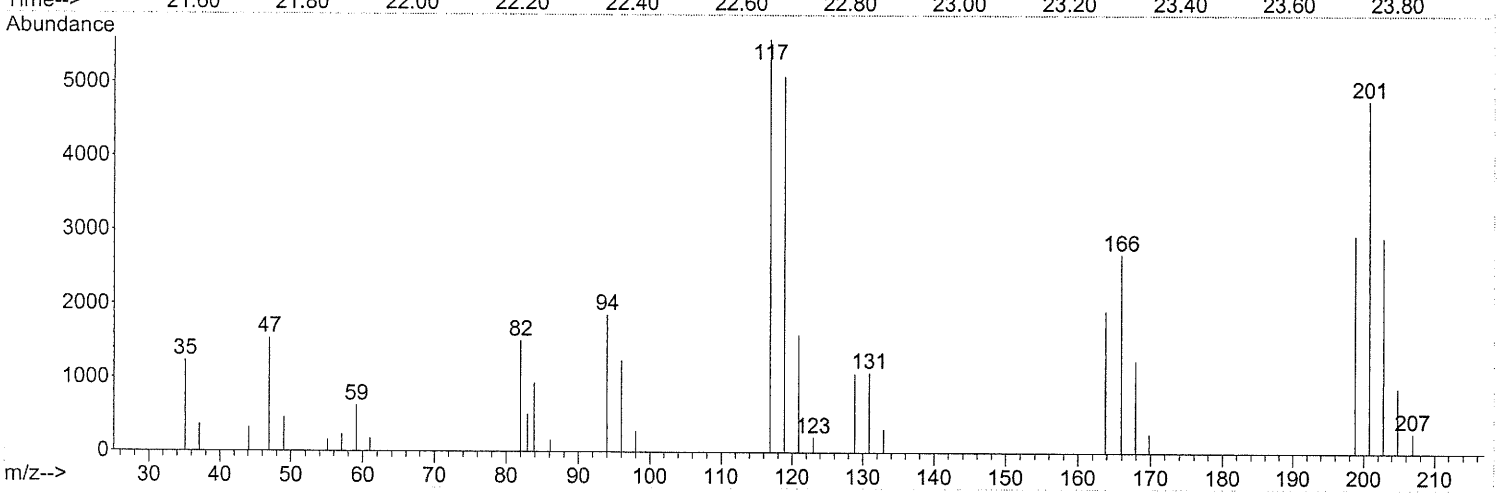

TIC: CI0755.D

(80) Hexachloroethane

22.678min (-0.029) 2.02PPB m

response 319785

Ion	Exp%	Act%
117.00	100	100
119.00	95.80	0.00#
201.00	76.60	0.00#
166.00	45.60	0.00#

CMR2/412
10/6/05

Spot peak
[illegible] 10/6/05

0416

Quantitation Report (Qedit)

Data Path : C:\MSDChem\1\DATA\SEP30\
Data File : CI0755.D
Acq On : 30 Sep 2005 11:45
Operator : JBS
Sample : VSTD002
Misc :
ALS Vial : 24 Sample Multiplier: 1

Quant Time: Sep 30 12:17:23 2005
Quant Method : C:\MSDCHEM\1\METHODS\ALLTO15.M
Quant Title :
QLast Update : Fri Sep 30 11:50:36 2005
Response via : Initial Calibration

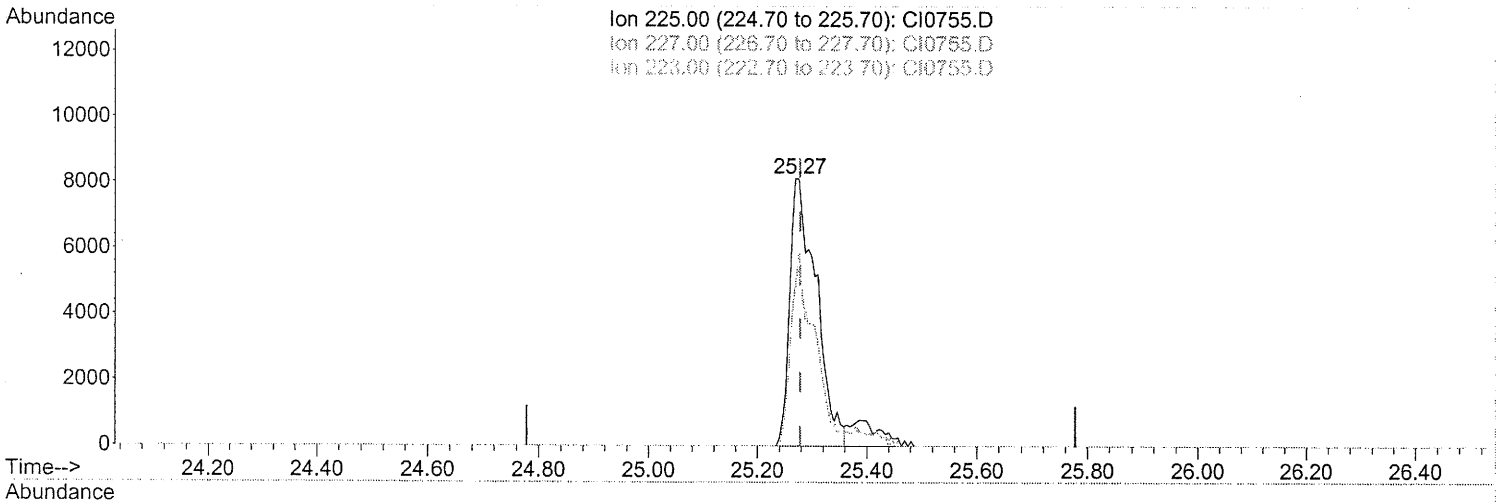

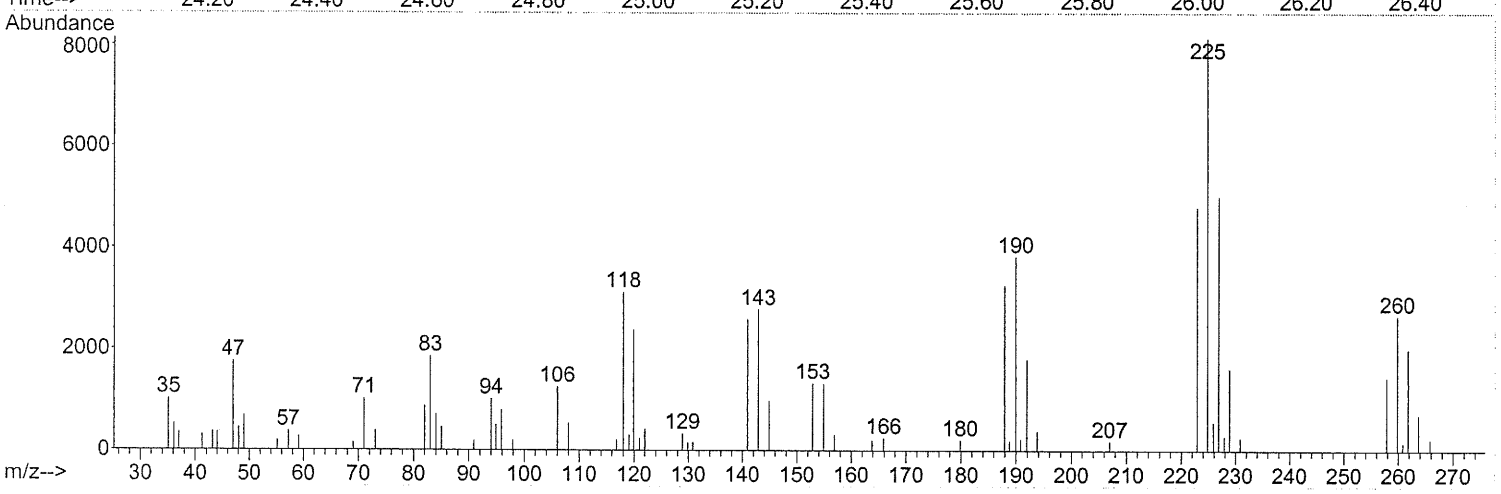

TIC: CI0755.D

(82) Hexachlorobutadiene

25.270min (-0.009) 2.08PPB m

response 269249

Ion	Exp%	Act%
225.00	100	100
227.00	64.50	59.45
223.00	59.40	59.70
0.00	0.00	0.00

Cmr/41c
10/6/05

Smappack
10/11/05

0417

Quantitation Report (QT Reviewed)

Data Path : C:\MSDChem\1\DATA\SEP30\
Data File : CI0754.D
Acq On : 30 Sep 2005 11:07
Operator : JBS
Sample : VSTD005
Misc :
ALS Vial : 24 Sample Multiplier: 1

Quant Time: Sep 30 15:41:56 2005
Quant Method : C:\MSDCHEM\1\METHODS\ALLTO15.M
Quant Title :
QLast Update : Fri Sep 30 11:50:36 2005
Response via : Initial Calibration

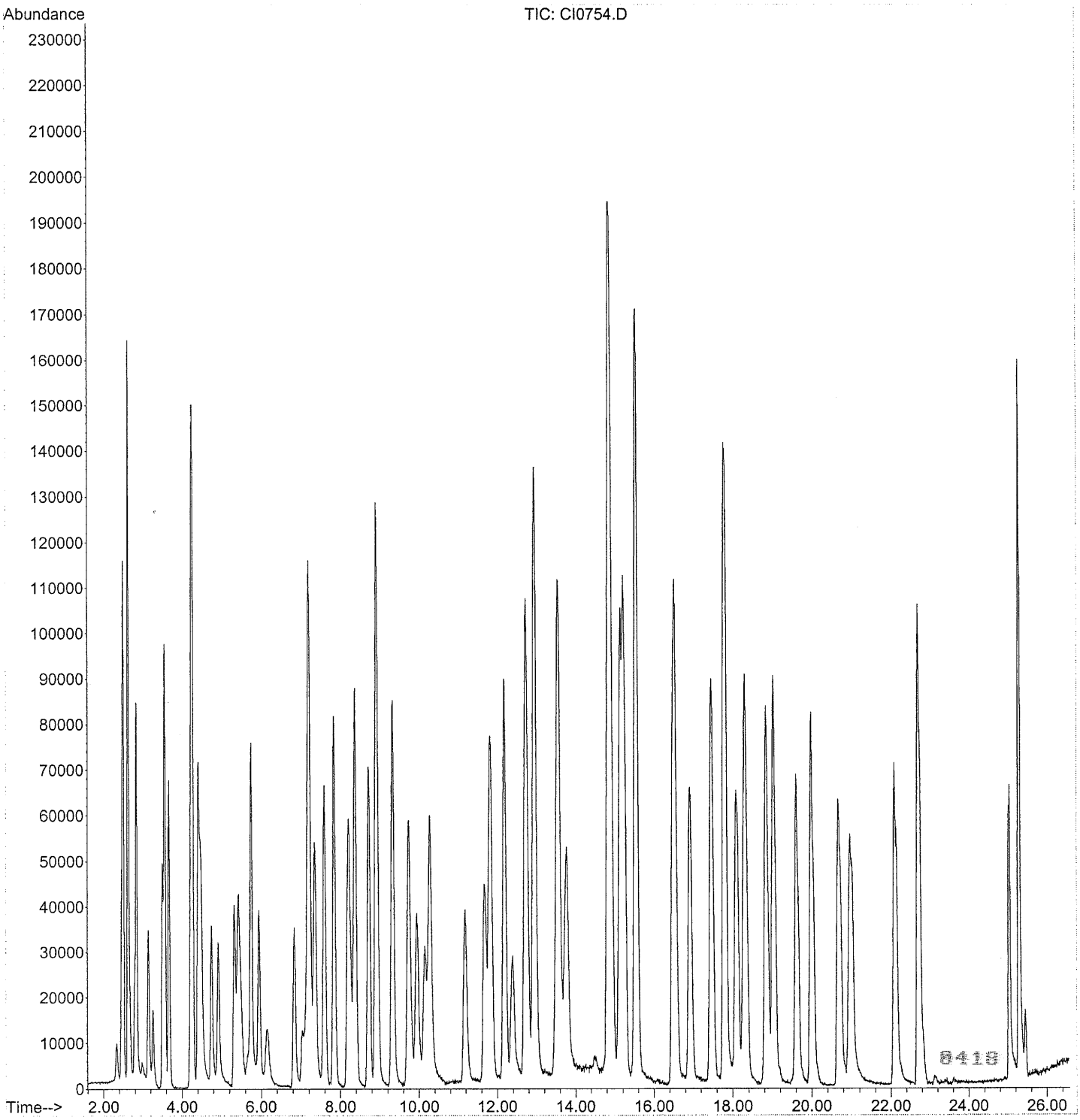

Quantitation Report (QT Reviewed)

Data Path : C:\MSDChem\1\DATA\SEP30\
Data File : CI0754.D
Acq On : 30 Sep 2005 11:07
Operator : JBS
Sample : VSTD005
Misc :
ALS Vial : 24 Sample Multiplier: 1

Quant Time: Sep 30 15:41:56 2005
Quant Method : C:\MSDCHEM\1\METHODS\ALLTO15.M
Quant Title :
QLast Update : Fri Sep 30 11:50:36 2005
Response via : Initial Calibration

Internal Standards	R.T.	QIon	Response	Conc	Units		Dev(Min)
1) Bromochloromethane	7.20	130	963769	10.000			-0.02
37) 1,4-Difluorobenzene	8.92	114	3302670	10.000			-0.03
51) Chlorobenzene d5	14.85	117	3844384	10.000			-0.02

Target Compounds							Qvalue
2) Propene	2.46	41	276842	4.375	PPB		98
3) Dichlorodifluoromethane	2.49	85	969951	4.932	PPB		96
4) Chlorodifluoromethane	2.51	51	551172	4.197	PPB	#	90
5) Freon 114	2.63	85	1019845	4.782	PPB		91
6) Chloromethane	2.67	50	390815m	4.096	PPB		
7) Vinyl Chloride	2.79	62	334222	4.581	PPB		99
8) 1,3-Butadiene	2.83	54	511315	4.345	PPB		98
9) Bromomethane	3.14	94	377346	5.024	PPB		93
10) Chloroethane	3.26	64	175163	4.788	PPB		97
11) Dichlorofluoromethane	3.50	67	718551	4.909	PPB	#	98
12) Trichlorofluoromethane	3.56	101	1214418	5.038	PPB		100
13) Pentane	3.67	43	664001	4.335	PPB		98
14) Acrolein	4.19	56	66168m	4.177	PPB		
15) 1,1-Dichloroethene	4.23	61	590710	4.703	PPB		95
16) Freon 113	4.27	103	592250	5.014	PPB		94
17) Acetone	4.45	43	494407	4.339	PPB		100
18) Methyl Iodide	4.42	142	1267914	5.174	PPB		99
19) Carbon Disulfide	4.50	76	874896	4.323	PPB		94
20) Acetonitrile	4.75	41	433892m	3.907	PPB		
21) 3-Chloropropene	4.75	76	181226	5.050	PPB	#	43
22) Methylene Chloride	4.93	84	283893	4.779	PPB	#	79
23) tert-Butyl Alcohol	5.74	59	717714m	7.203	PPB		
24) Acrylonitrile	5.37	53	232396m	3.546	PPB		
25) trans-1,2-Dichloroethene	5.33	61	413615	4.264	PPB		97
26) Methyl t-Butyl Ether	5.43	73	1069532	5.563	PPB		92
27) Hexane	5.75	57	640132	5.253	PPB	#	86
28) 1,1-Dichloroethane	5.94	63	645113	4.624	PPB		99
29) Vinyl Acetate	6.16	43	550425m	4.217	PPB		
30) cis-1,2-Dichloroethene	6.84	61	406457	4.124	PPB		88
31) 2-Butanone	7.04	72	148317	5.864	PPB	#	100
32) Ethyl Acetate	7.16	70	67641m	6.227	PPB		
33) Methyl Acrylate	7.17	55	445455	3.965	PPB	#	72
34) Chloroform	7.35	83	823952	5.215	PPB		95
35) 1,1,1-Trichloroethane	7.60	97	956430	5.286	PPB		97
36) Carbon Tetrachloride	7.84	117	1123336	4.982	PPB		97
38) 1,2-Dichloroethane	8.26	62	494655	4.596	PPB		99
39) Benzene	8.21	78	1171675	4.904	PPB		98
40) Isooctane	8.37	57	1845796	4.782	PPB		98
41) Heptane	8.72	43	735022	4.437	PPB	#	86
42) Trichloroethene	9.33	130	911820	5.006	PPB		95
43) Ethyl Acrylate	9.75	55	740255	4.182	PPB	#	77
44) 1,2-Dichloropropane	9.74	63	451296	4.602	PPB		93
45) Methyl Methacrylate	10.15	69	393451	5.019	PPB	#	77
46) Dibromomethane	9.95	174	504529	4.335	PPB		96
47) 1,4-Dioxane	10.32	88	193724m	5.084	PPB		
48) Bromodichloromethane	10.28	83	1009949	5.071	PPB		96

0419

Quantitation Report (QT Reviewed)

Data Path : C:\MSDChem\1\DATA\SEP30\
Data File : CI0754.D
Acq On : 30 Sep 2005 11:07
Operator : JBS
Sample : VSTD005
Misc :
ALS Vial : 24 Sample Multiplier: 1

Quant Time: Sep 30 15:41:56 2005
Quant Method : C:\MSDCHEM\1\METHODS\ALLTO15.M
Quant Title :
QLast Update : Fri Sep 30 11:50:36 2005
Response via : Initial Calibration

Internal Standards	R.T.	QIon	Response	Conc Units		Dev(Min)
49) cis-1,3-Dichloropropene	11.18	75	672684	3.837 PPB	#	67
50) 4-Methyl-2-Pentanone	11.67	43	1135425	3.922 PPB	#	80
52) Toluene	11.82	91	2002540	3.713 PPB		100
53) Octane	12.17	43	1276268	3.475 PPB	#	89
54) trans-1,3-Dichloropropene	12.39	75	522124	2.859 PPB		89
55) Ethyl Methacrylate	12.73	69	798578	3.766 PPB	#	81
56) 1,1,2-Trichloroethane	12.73	97	748156	3.490 PPB		92
57) Tetrachloroethene	12.95	166	1429412	3.992 PPB		98
58) 2-Hexanone	13.53	43	1177587m	3.408 PPB		
59) Dibromochloromethane	13.56	127	1488658	3.968 PPB		97
60) 1,2-Dibromoethane	13.77	107	1190677	3.424 PPB		98
61) Chlorobenzene	14.91	112	1789146	5.081 PPB		99
62) 1,1,1,2-Tetrachloroethane	15.15	131	1077499	4.924 PPB		99
63) Ethylbenzene	15.24	91	2385135	4.879 PPB		100
64) m/p-Xylene	15.54	91	3501066	9.125 PPB		99
65) o-Xylene	16.48	91	1670054	4.778 PPB		99
66) Styrene	16.54	104	1232743	4.372 PPB	#	100
67) Bromoform	16.91	173	1156070	5.097 PPB		99
68) Cumene	17.46	105	2331789	5.078 PPB		99
69) 1,1,2,2-Tetrachloroethane	18.29	83	867360	4.246 PPB		96
70) 1,2,3-Trichloropropane	18.33	110	316138	4.304 PPB		99
71) Bromobenzene	18.10	156	847811	4.514 PPB	#	50
72) 4-Ethyltoluene	18.85	105	2155221	4.037 PPB		99
73) 1,3,5-Trimethylbenzene	19.03	105	1954863	4.297 PPB		99
74) Alpha Methyl Styrene	19.61	118	919001	4.643 PPB		99
75) 1,2,4-Trimethylbenzene	19.99	105	1820942	4.081 PPB		100
76) 1,3-Dichlorobenzene	20.68	146	1327742	3.918 PPB		99
77) 1,4-Dichlorobenzene	20.97	146	1367146	4.098 PPB		99
78) Benzyl Chloride	16.48	91	1670054	4.778 PPB	#	100
79) 1,2-Dichlorobenzene	22.10	146	1347002	4.189 PPB		100
80) Hexachloroethane	22.70	117	819827	4.493 PPB		95
81) 1,2,4-Trichlorobenzene	25.05	180	563359	4.072 PPB	#	69
82) Hexachlorobutadiene	25.28	225	584865	3.916 PPB		97

(#) = qualifier out of range (m) = manual integration (+) = signals summed

0420

Quantitation Report (Qedit)

Data Path : C:\MSDChem\1\DATA\SEP30\
Data File : CI0754.D
Acq On : 30 Sep 2005 11:07
Operator : JBS
Sample : VSTD005
Misc :
ALS Vial : 24 Sample Multiplier: 1

Quant Time: Sep 30 11:52:05 2005
Quant Method : C:\MSDCHEM\1\METHODS\ALLTO15.M
Quant Title :
QLast Update : Fri Sep 30 11:50:36 2005
Response via : Initial Calibration

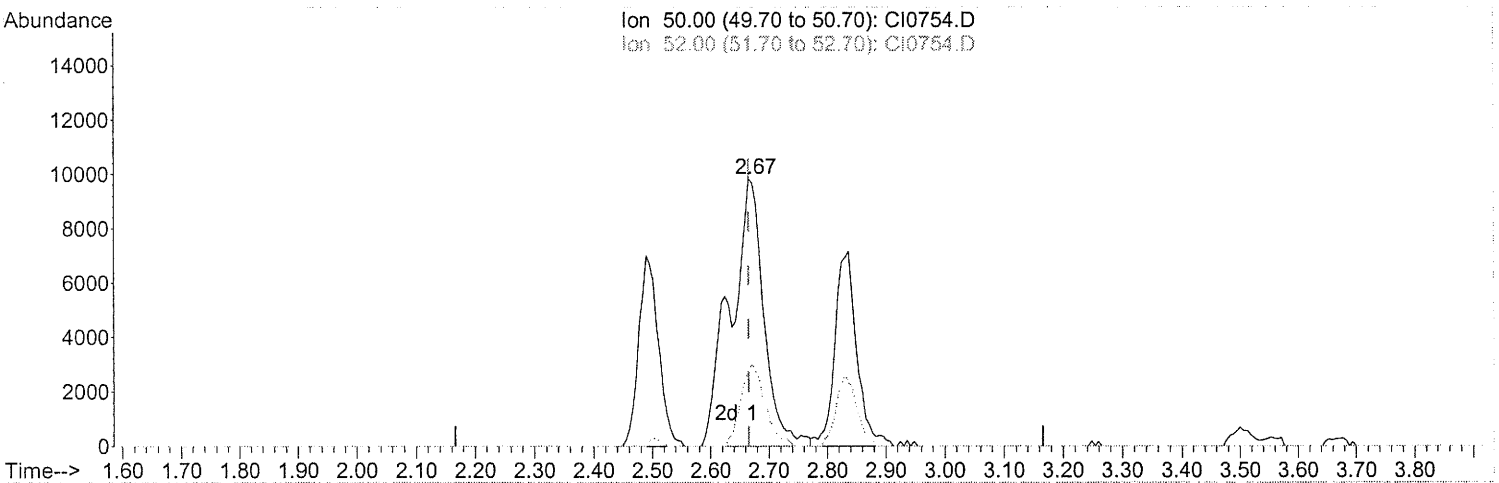

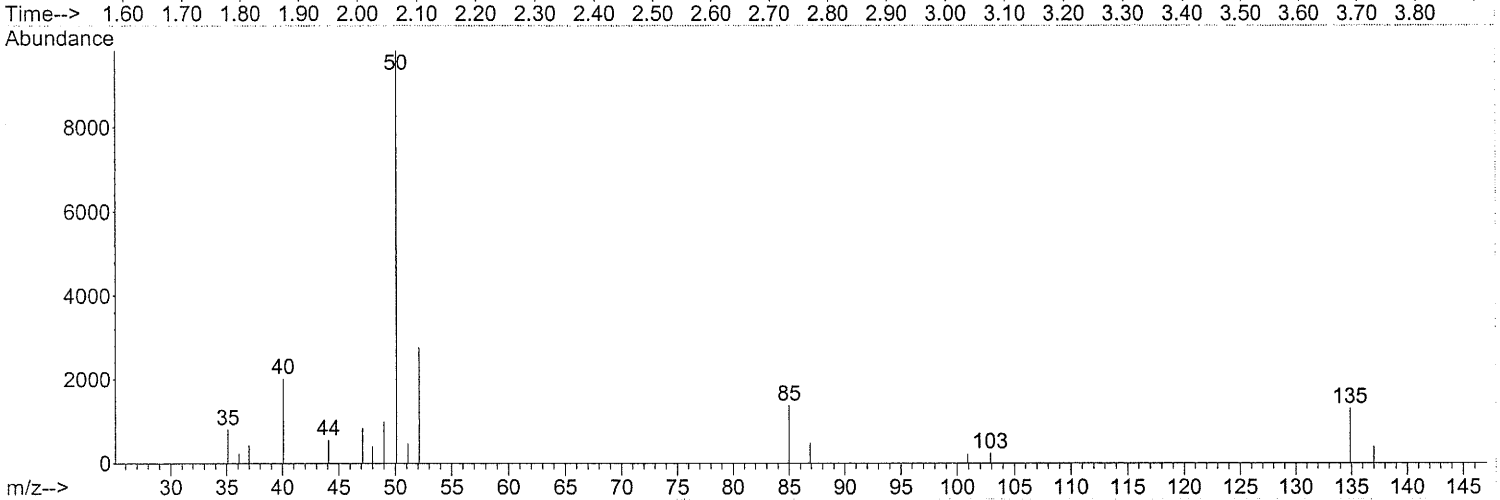

TIC: CI0754.D

(6) Chloromethane

2.666min (-0.000) 4.10PPB m

response 390815

Ion	Exp%	Act%
50.00	100	100
52.00	23.30	22.35
0.00	0.00	0.00
0.00	0.00	0.00

Cmr/412
10/6/05

Scan peak
Akrong 10/6/05

0421

Quantitation Report (Qedit)

Data Path : C:\MSDChem\1\DATA\SEP30\
Data File : CI0754.D
Acq On : 30 Sep 2005 11:07
Operator : JBS
Sample : VSTD005
Misc :
ALS Vial : 24 Sample Multiplier: 1

Quant Time: Sep 30 11:52:05 2005
Quant Method : C:\MSDCHEM\1\METHODS\ALLTO15.M
Quant Title :
QLast Update : Fri Sep 30 11:50:36 2005
Response via : Initial Calibration

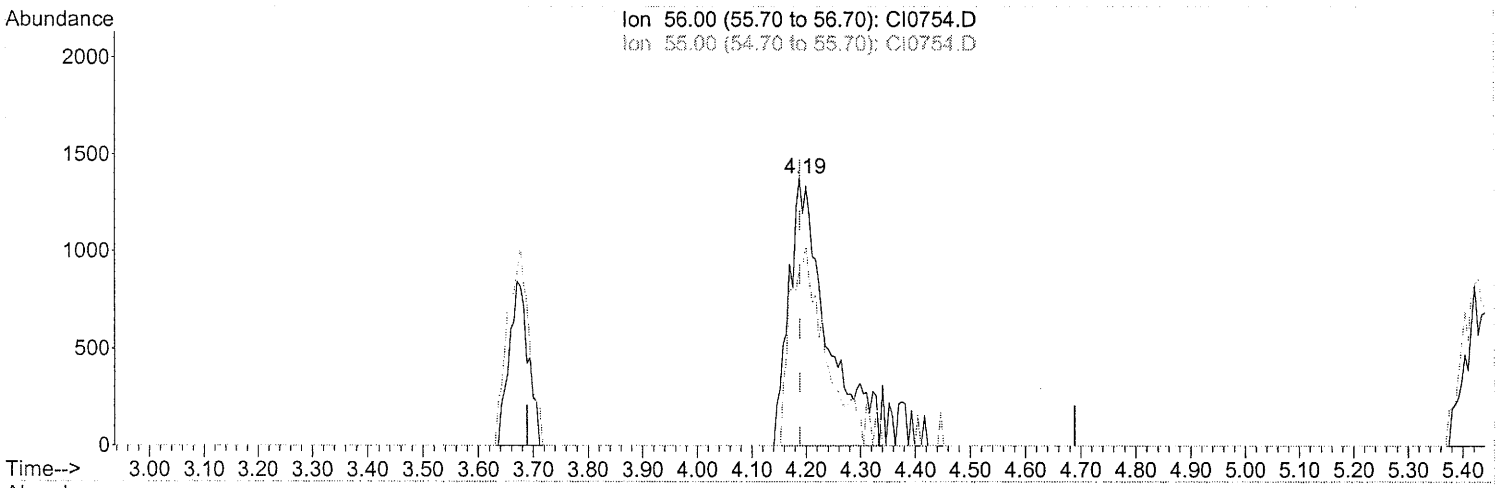

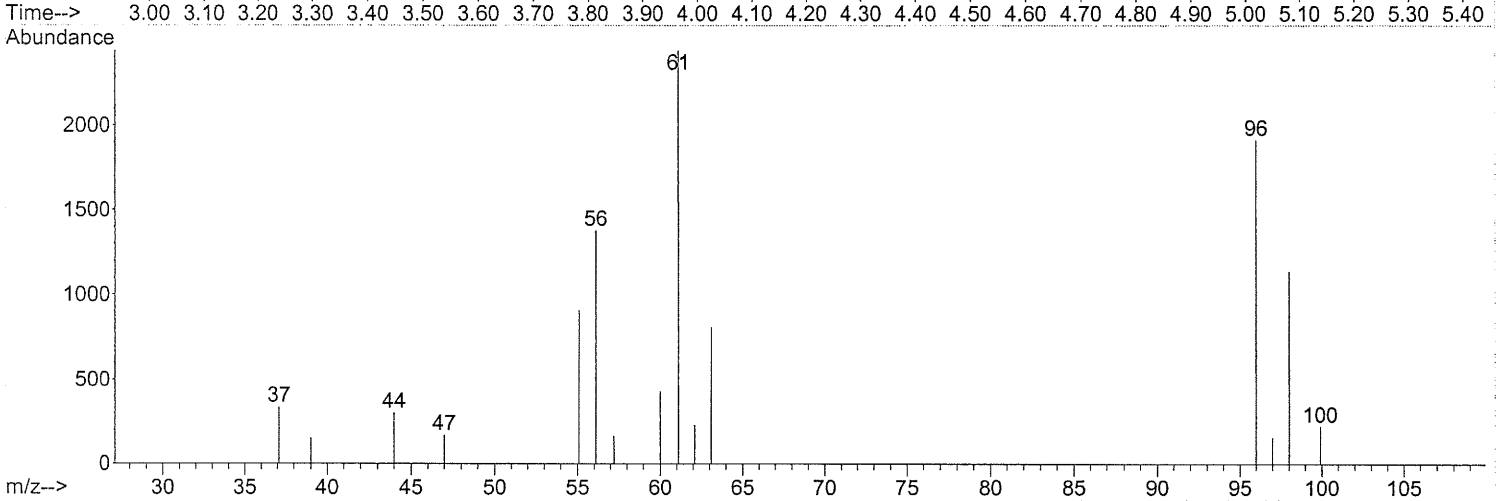

TIC: CI0754.D

(14) Acrolein

4.188min (-0.001) 4.18PPB m

response 66168

Ion	Exp%	Act%
56.00	100	100
55.00	62.80	72.08
0.00	0.00	0.00
0.00	0.00	0.00

Soil Peak

CMR/412
10/6/05

0422

Quantitation Report (Qedit)

Data Path : C:\MSDChem\1\DATA\SEP30\
Data File : CI0754.D
Acq On : 30 Sep 2005 11:07
Operator : JBS
Sample : VSTD005
Misc :
ALS Vial : 24 Sample Multiplier: 1

Quant Time: Sep 30 11:52:05 2005
Quant Method : C:\MSDCHEM\1\METHODS\ALLTO15.M
Quant Title :
QLast Update : Fri Sep 30 11:50:36 2005
Response via : Initial Calibration

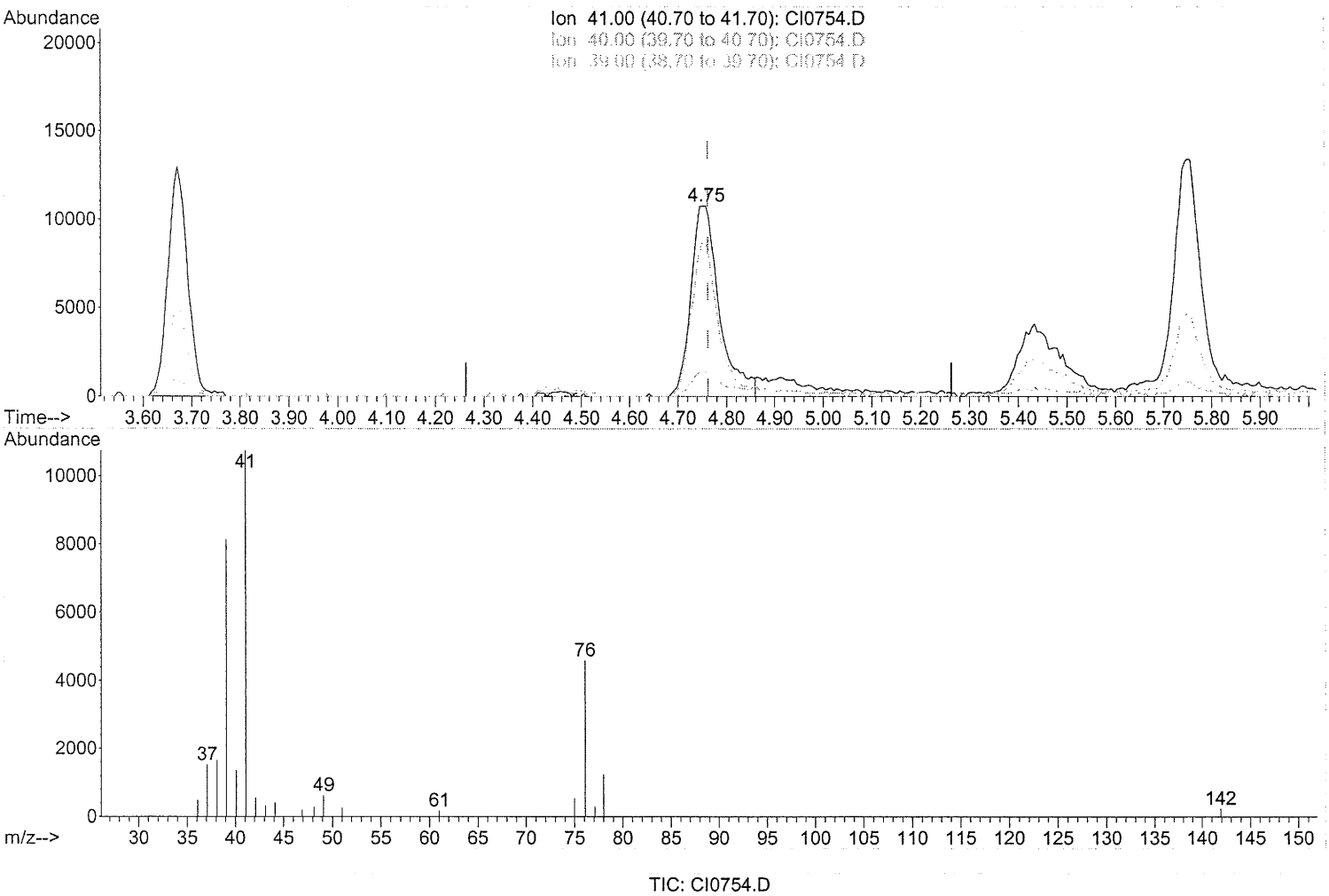

TIC: CI0754.D

(20) Acetonitrile

4.746min (-0.017) 3.91PPB m

response 433892

Ion	Exp%	Act%
41.00	100	100
40.00	21.60	14.03#
39.00	58.50	74.94#
0.00	0.00	0.00

Gmr 1412
10/6/05

SMT peak
10/6/05

B423

Quantitation Report (Qedit)

Data Path : C:\MSDChem\1\DATA\SEP30\
Data File : CI0754.D
Acq On : 30 Sep 2005 11:07
Operator : JBS
Sample : VSTD005
Misc :
ALS Vial : 24 Sample Multiplier: 1

Quant Time: Sep 30 11:52:05 2005
Quant Method : C:\MSDCHEM\1\METHODS\ALLTO15.M
Quant Title :
QLast Update : Fri Sep 30 11:50:36 2005
Response via : Initial Calibration

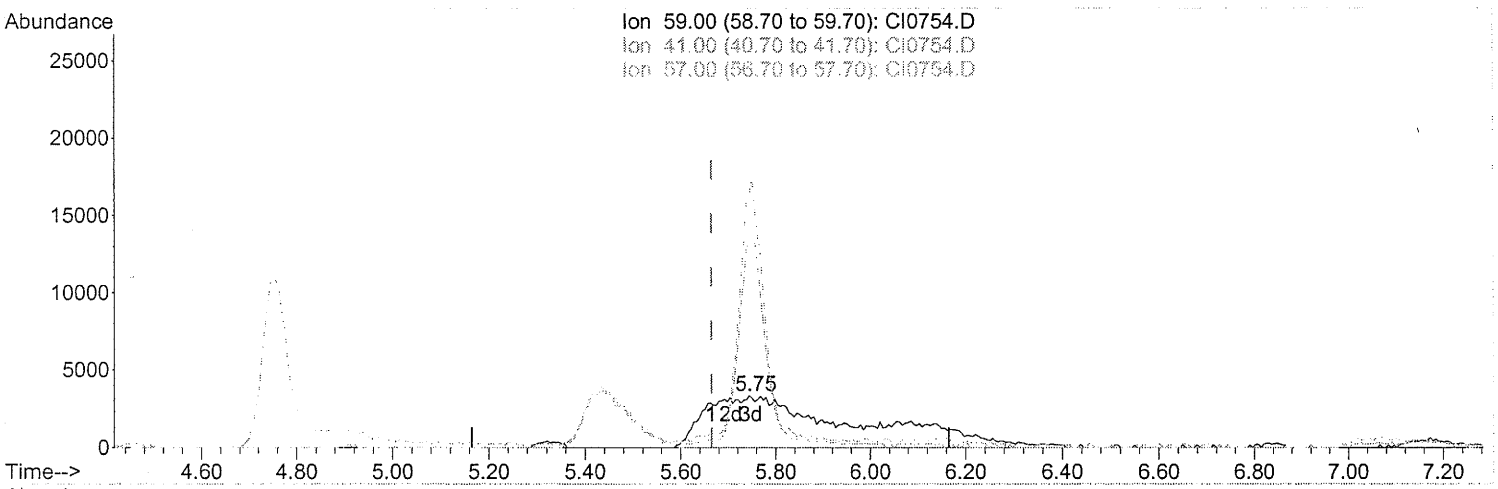

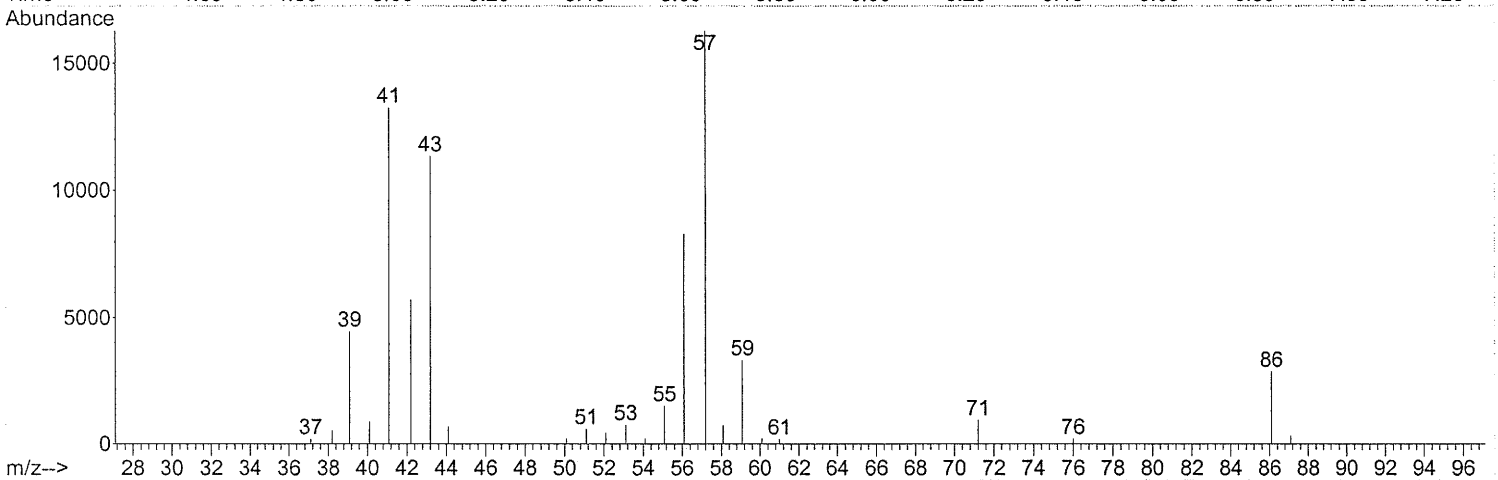

TIC: CI0754.D

(23) tert-Butyl Alcohol

5.745min (+0.080) 7.20PPB m

response 717714

Ion	Exp%	Act%
59.00	100	100
41.00	0.00	0.00
57.00	0.00	0.00
0.00	0.00	0.00

Omr/412
10/6/05

Sampp 2nk
10/6/05

0424

Quantitation Report (Qedit)

Data Path : C:\MSDChem\1\DATA\SEP30\
Data File : CI0754.D
Acq On : 30 Sep 2005 11:07
Operator : JBS
Sample : VSTD005
Misc :
ALS Vial : 24 Sample Multiplier: 1

Quant Time: Sep 30 11:52:05 2005
Quant Method : C:\MSDCHEM\1\METHODS\ALLTO15.M
Quant Title :
QLast Update : Fri Sep 30 11:50:36 2005
Response via : Initial Calibration

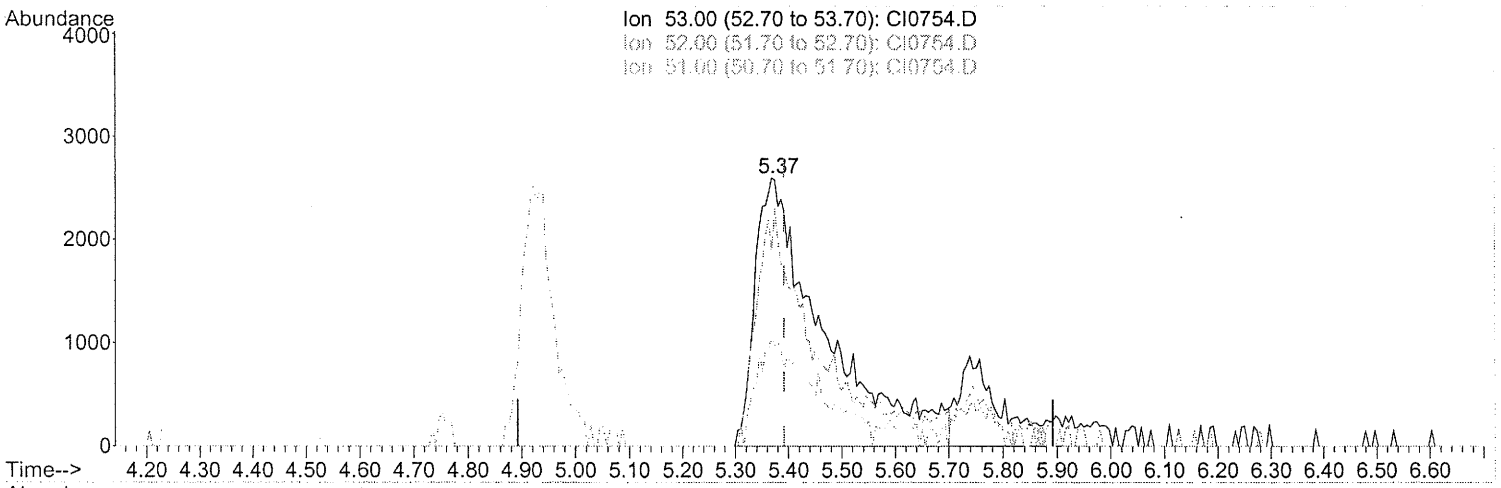

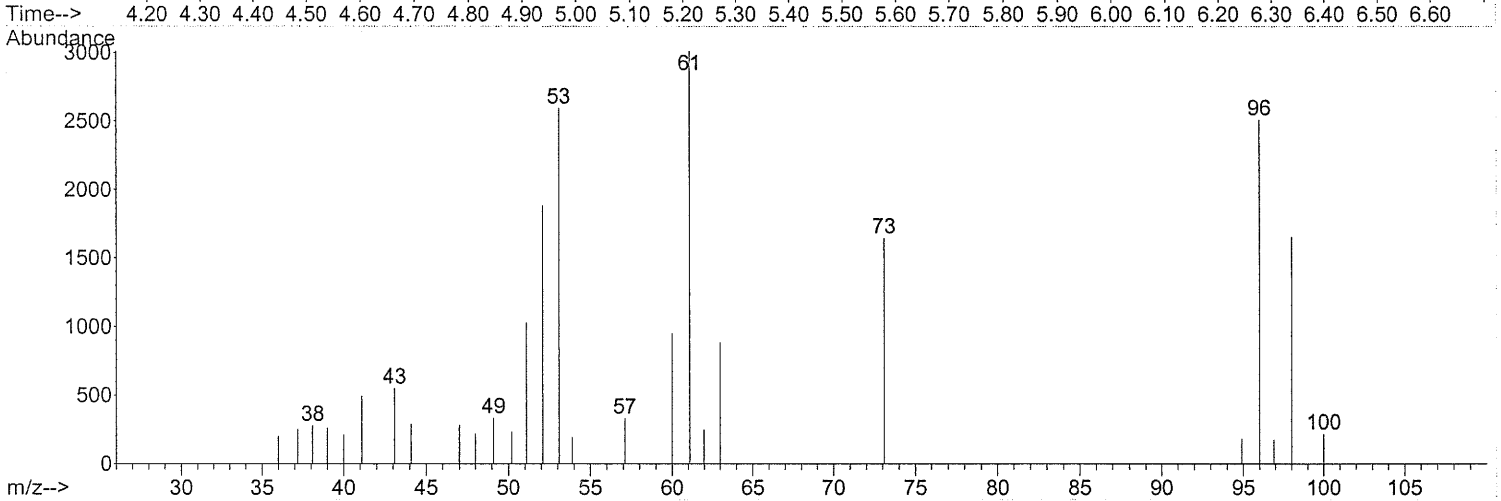

TIC: CI0754.D

(24) Acrylonitrile

5.369min (-0.024) 3.55PPB m

response 232396

Ion	Exp%	Act%
53.00	100	100
52.00	83.10	65.45#
51.00	36.80	0.00#
0.00	0.00	0.00

Spint p 29,K
AK/7/89
1/1/01

Cmr 8/412
10/6/05

0425

Quantitation Report (Qedit)

Data Path : C:\MSDChem\1\DATA\SEP30\
Data File : CI0754.D
Acq On : 30 Sep 2005 11:07
Operator : JBS
Sample : VSTD005
Misc :
ALS Vial : 24 Sample Multiplier: 1

Quant Time: Sep 30 11:52:05 2005
Quant Method : C:\MSDCHEM\1\METHODS\ALLTO15.M
Quant Title :
QLast Update : Fri Sep 30 11:50:36 2005
Response via : Initial Calibration

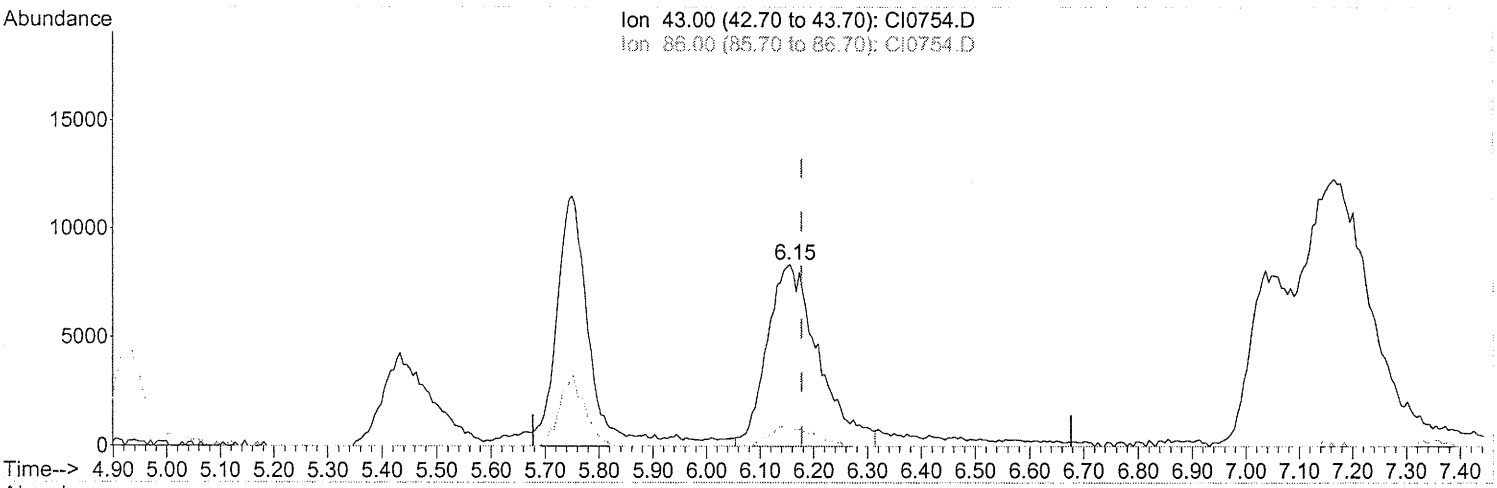

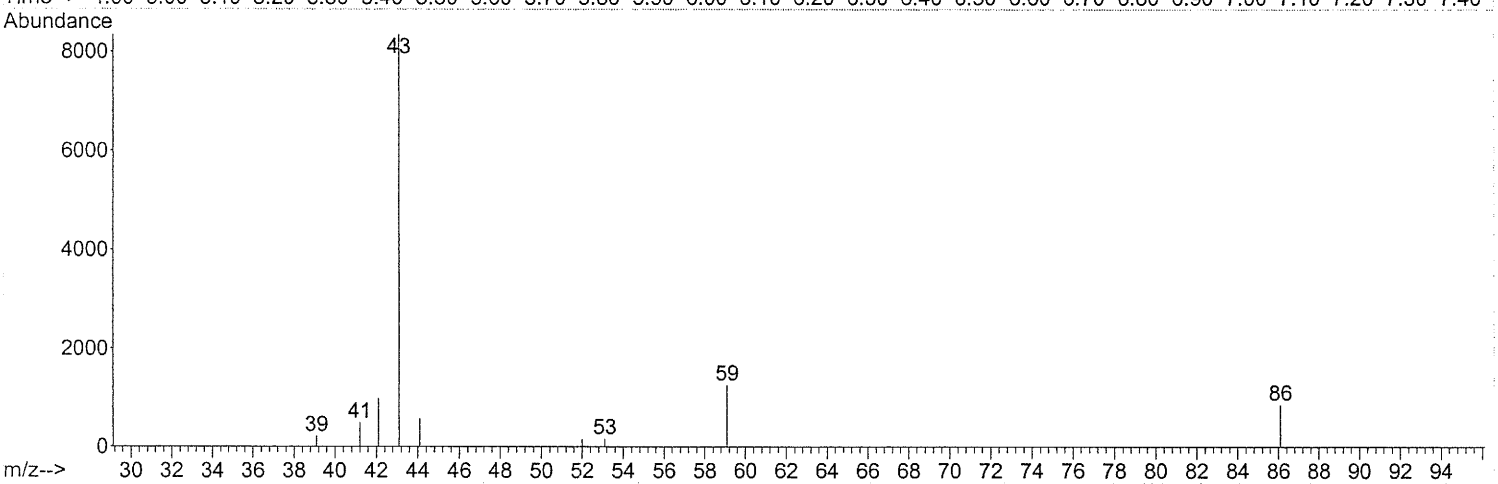

TIC: CI0754.D

(29) Vinyl Acetate

6.156min (-0.021) 4.22PPB m

response 550425

Ion	Exp%	Act%
43.00	100	100
86.00	7.80	0.00#
0.00	0.00	0.00
0.00	0.00	0.00

Spot peak
Missing ions

CMR/412
10/6/05

0426

Quantitation Report (Qedit)

Data Path : C:\MSDChem\1\DATA\SEP30\
Data File : CI0754.D
Acq On : 30 Sep 2005 11:07
Operator : JBS
Sample : VSTD005
Misc :
ALS Vial : 24 Sample Multiplier: 1

Quant Time: Sep 30 11:52:05 2005
Quant Method : C:\MSDCHEM\1\METHODS\ALLTO15.M
Quant Title :
QLast Update : Fri Sep 30 11:50:36 2005
Response via : Initial Calibration

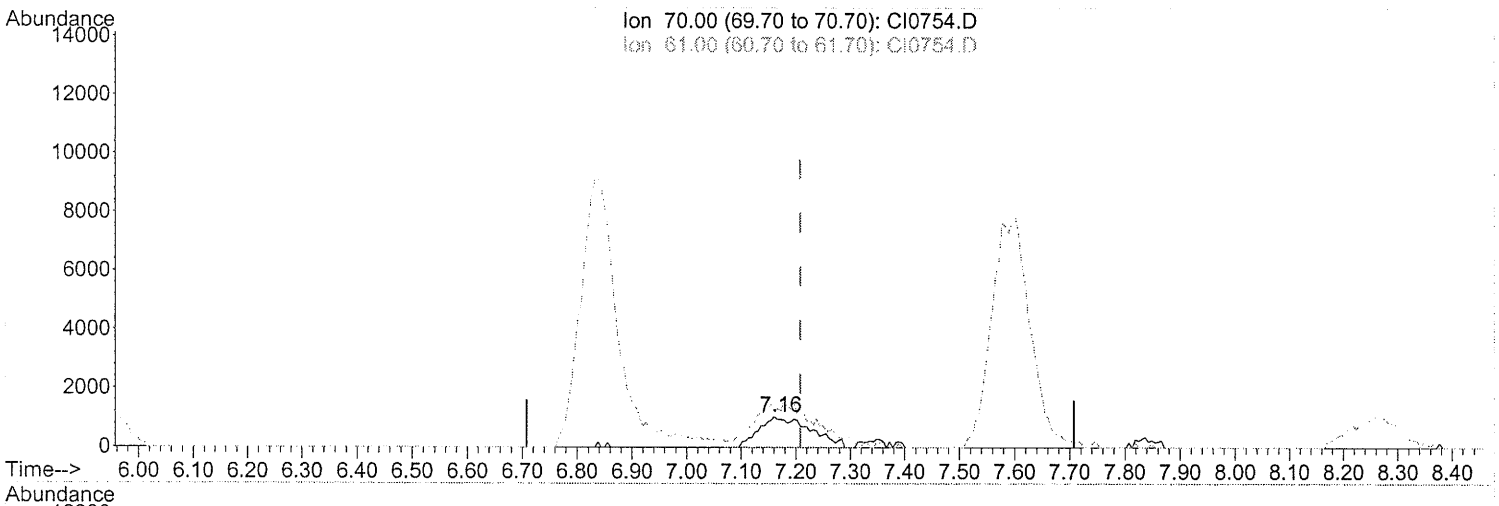

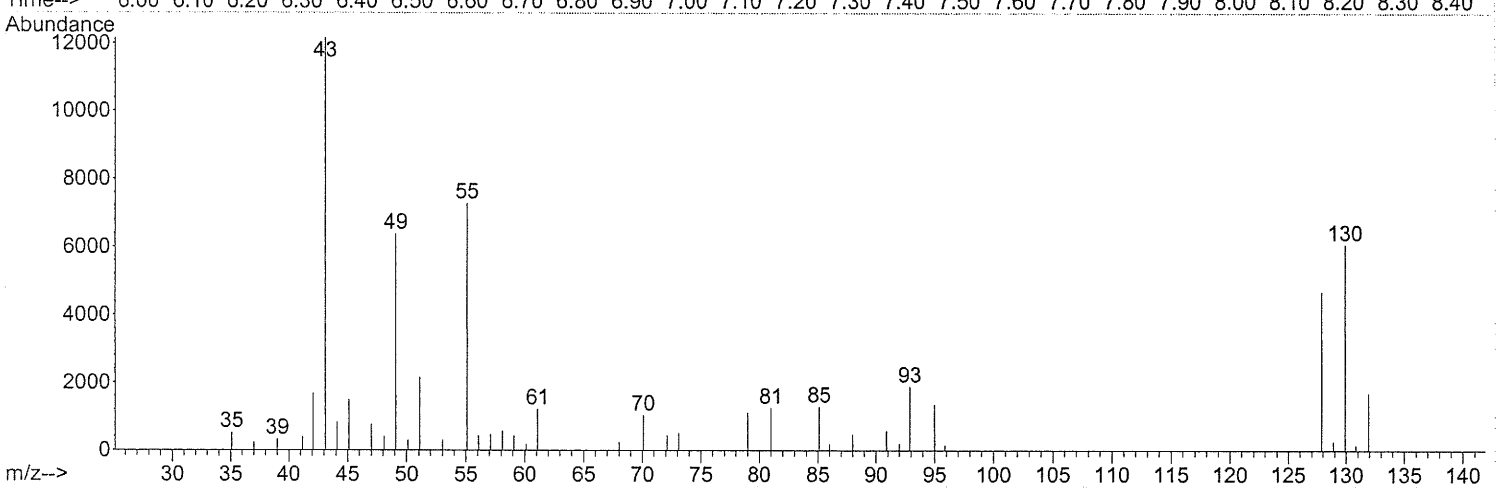

TIC: CI0754.D

(32) Ethyl Acetate

7.161min (-0.047) 6.23PPB m

response 67641

Ion	Exp%	Act%
70.00	100	100
61.00	0.00	0.00
0.00	0.00	0.00
0.00	0.00	0.00

SMPPeak
10/6/05

Omr2/412
10/6/05

0427

Quantitation Report (Qedit)

Data Path : C:\MSDChem\1\DATA\SEP30\
Data File : CI0754.D
Acq On : 30 Sep 2005 11:07
Operator : JBS
Sample : VSTD005
Misc :
ALS Vial : 24 Sample Multiplier: 1

Quant Time: Sep 30 11:52:05 2005
Quant Method : C:\MSDCHEM\1\METHODS\ALLTO15.M
Quant Title :
QLast Update : Fri Sep 30 11:50:36 2005
Response via : Initial Calibration

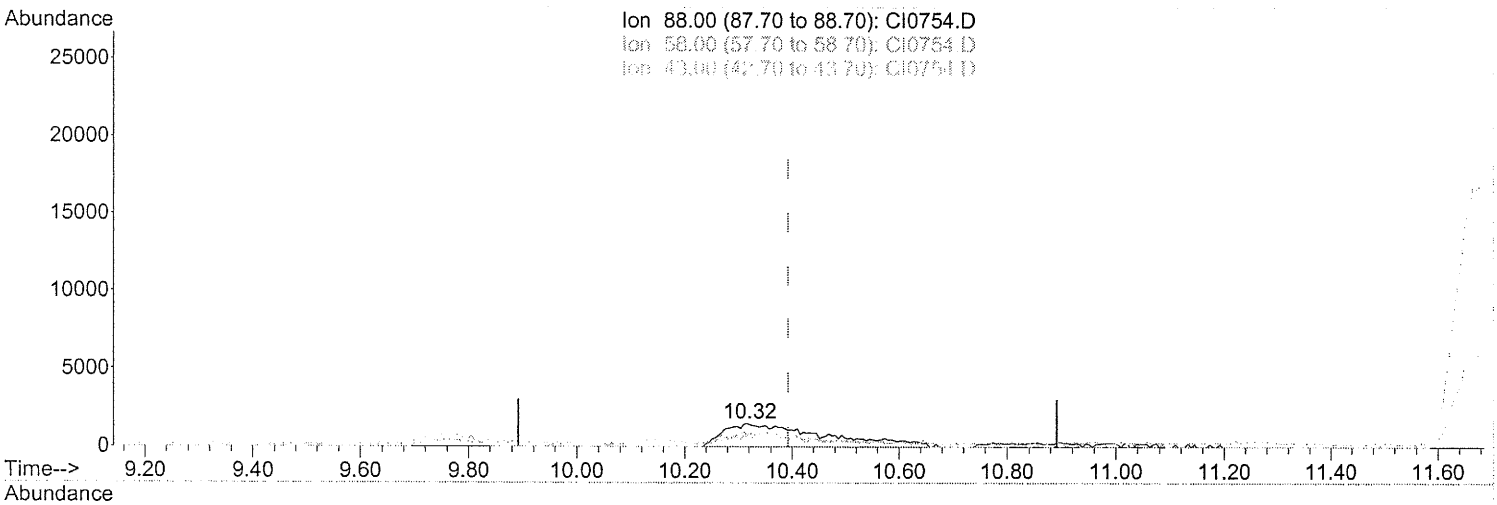

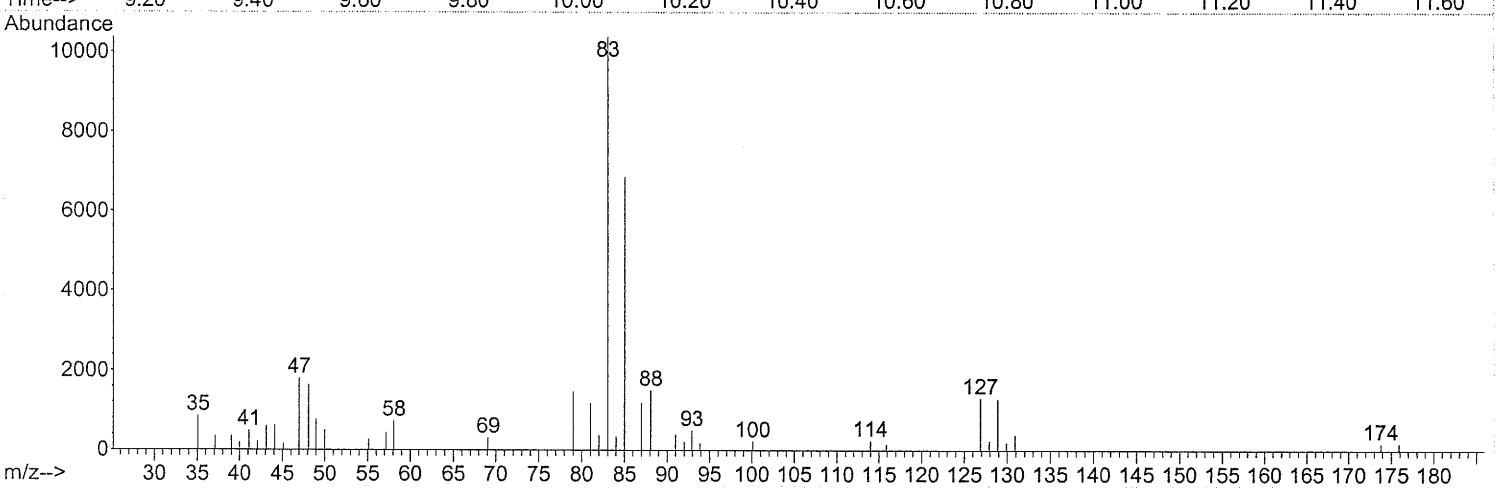

TIC: CI0754.D

(47) 1,4-Dioxane

10.316min (-0.076) 5.08PPB m

response 193724

Ion	Exp%	Act%
88.00	100	100
58.00	63.20	0.00#
43.00	2.30	0.00#
0.00	0.00	0.00

Spot peak
[illegible]

[illegible]
10/6/05

0428

Quantitation Report (Qedit)

Data Path : C:\MSDChem\1\DATA\SEP30\
Data File : CI0754.D
Acq On : 30 Sep 2005 11:07
Operator : JBS
Sample : VSTD005
Misc :
ALS Vial : 24 Sample Multiplier: 1

Quant Time: Sep 30 15:41:56 2005
Quant Method : C:\MSDCHEM\1\METHODS\ALLTO15.M
Quant Title :
QLast Update : Fri Sep 30 11:50:36 2005
Response via : Initial Calibration

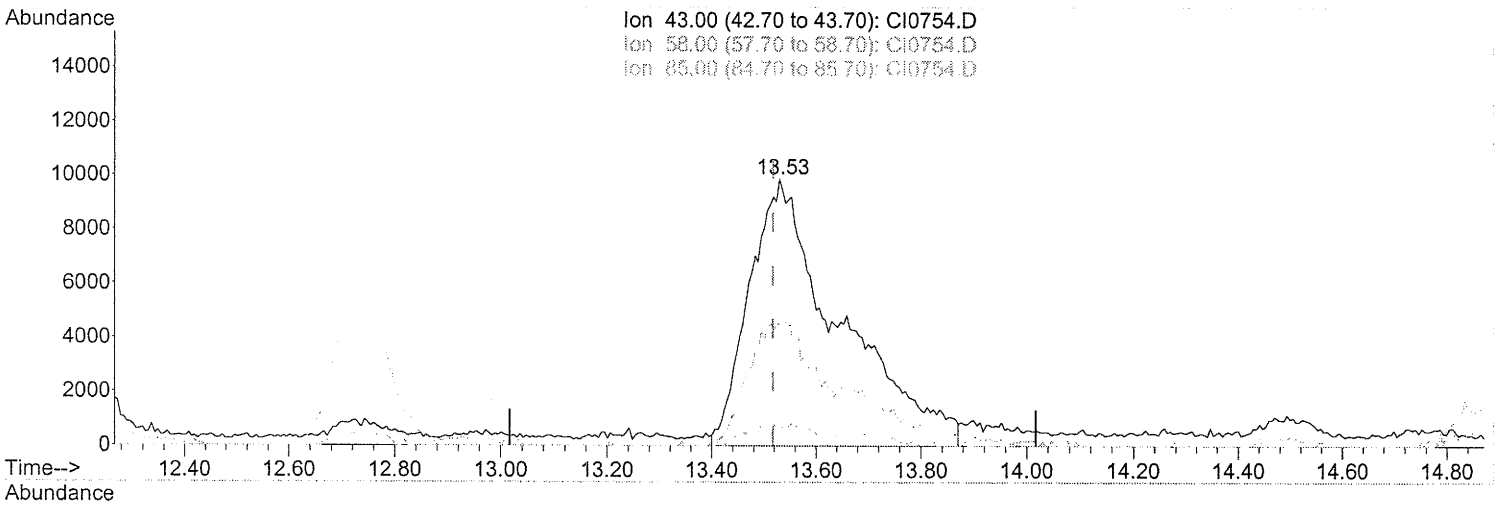

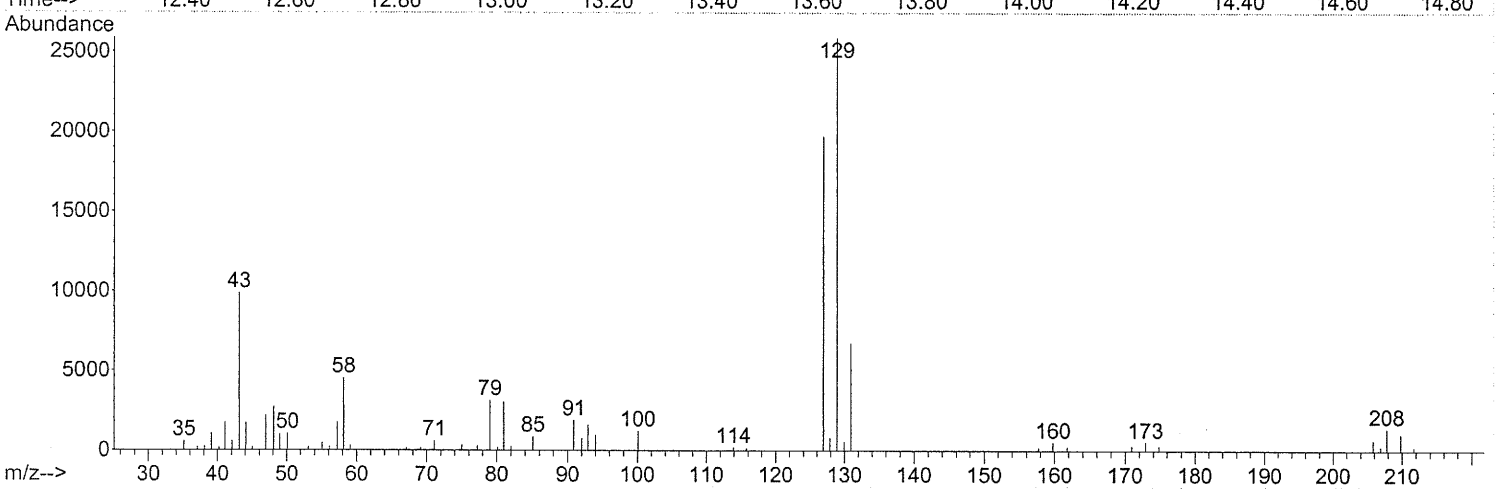

TIC: CI0754.D

(58) 2-Hexanone

13.530min (+0.013) 3.41PPB m

response 1177587

Ion	Exp%	Act%
43.00	100	100
58.00	29.00	46.01#
85.00	4.60	0.00#
0.00	0.00	0.00

Spectra OK
MOB
10/11/05

CMR/412
10/11/05

B429

Quantitation Report (QT Reviewed)

Data Path : C:\MSDChem\1\DATA\SEP30\
Data File : CI0753.D
Acq On : 30 Sep 2005 10:30
Operator : JBS
Sample : VSTD010
Misc :
ALS Vial : 24 Sample Multiplier: 1

Quant Time: Sep 30 11:47:09 2005
Quant Method : C:\MSDCHEM\1\METHODS\ALLTO15.M
Quant Title :
QLast Update : Fri Sep 30 11:45:18 2005
Response via : Initial Calibration

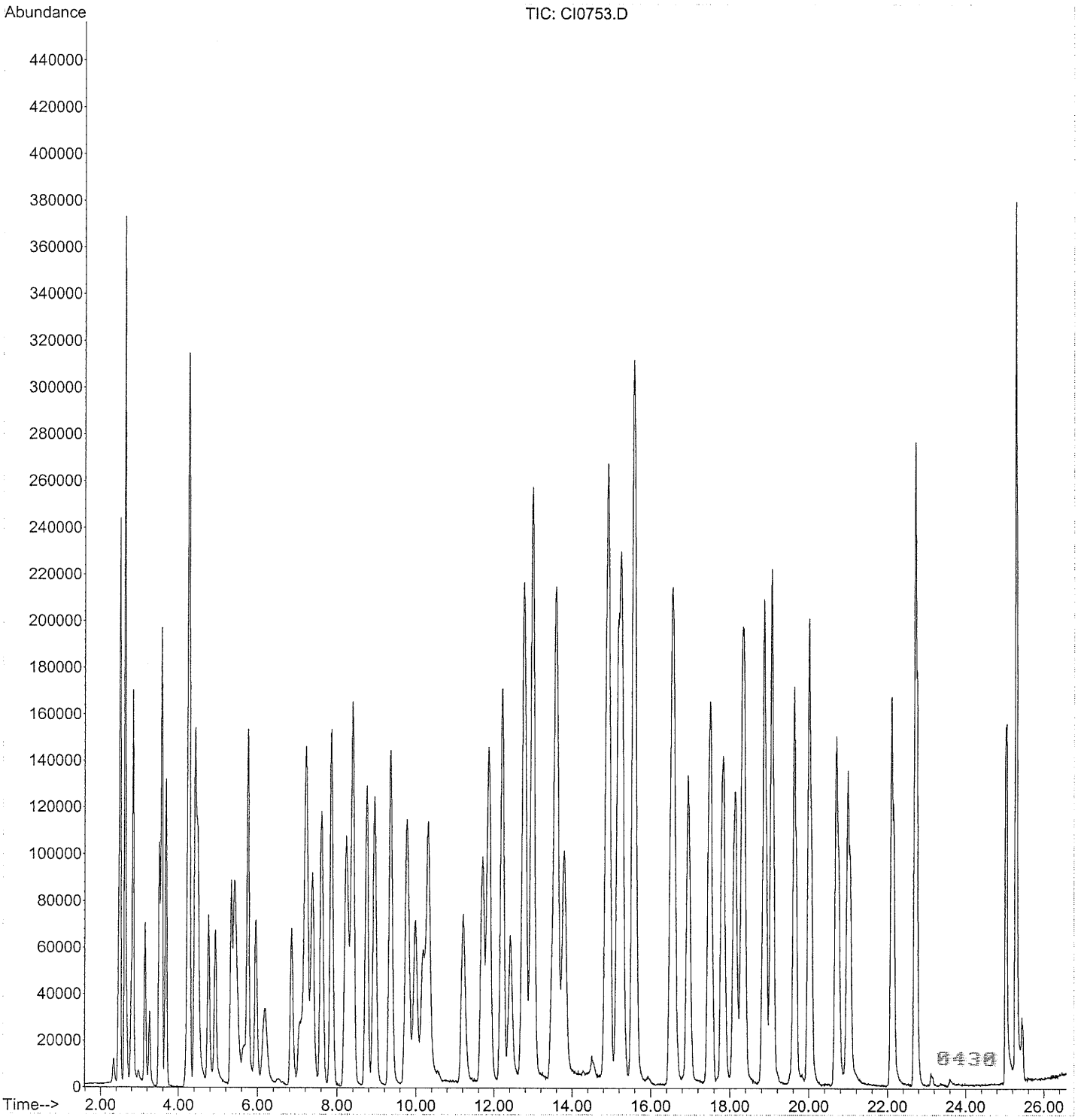

Quantitation Report (QT Reviewed)

Data Path : C:\MSDChem\1\DATA\SEP30\
Data File : CI0753.D
Acq On : 30 Sep 2005 10:30
Operator : JBS
Sample : VSTD010
Misc :
ALS Vial : 24 Sample Multiplier: 1

Quant Time: Sep 30 11:47:09 2005
Quant Method : C:\MSDCHEM\1\METHODS\ALLTO15.M
Quant Title :
QLast Update : Fri Sep 30 11:45:18 2005
Response via : Initial Calibration

Internal Standards	R.T.	QIon	Response	Conc	Units		Dev(Min)
1) Bromochloromethane	7.22	130	1111891	10.000			0.00
37) 1,4-Difluorobenzene	8.95	114	3667524	10.000			0.00
51) Chlorobenzene d5	14.87	117	4142487	10.000			0.00

Target Compounds							Qvalue
2) Propene	2.46	41	562918	6.884	PPB		99
3) Dichlorodifluoromethane	2.49	85	2089859	8.957	PPB		97
4) Chlorodifluoromethane	2.51	51	1121144	6.671	PPB	#	90
5) Freon 114	2.63	85	2229336	8.804	PPB		88
6) Chloromethane	2.67	50	813462m	6.601	PPB		
7) Vinyl Chloride	2.79	62	667488	7.306	PPB		96
8) 1,3-Butadiene	2.83	54	1007853	6.500	PPB		98
9) Bromomethane	3.14	94	737484	8.197	PPB		98
10) Chloroethane	3.26	64	358424	7.904	PPB		98
11) Dichlorofluoromethane	3.50	67	1473037	8.344	PPB		99
12) Trichlorofluoromethane	3.57	101	2456138	8.599	PPB		99
13) Pentane	3.68	43	1338986	6.717	PPB		97
14) Acrolein	4.19	56	159328	7.367	PPB	#	82
15) 1,1-Dichloroethene	4.24	61	1202491	7.650	PPB		95
16) Freon 113	4.27	103	1255591	8.861	PPB		94
17) Acetone	4.43	43	1079566	7.048	PPB		97
18) Methyl Iodide	4.42	142	2655847	8.916	PPB		100
19) Carbon Disulfide	4.50	76	1792828	6.775	PPB	#	93
20) Acetonitrile	4.76	41	900959	5.496	PPB	#	77
21) 3-Chloropropene	4.77	76	353763	8.510	PPB	#	55
22) Methylene Chloride	4.93	84	592261	7.809	PPB		81
23) tert-Butyl Alcohol	5.67	59	851189	5.816	PPB	#	100
24) Acrylonitrile	5.39	53	519783m	5.250	PPB		
25) trans-1,2-Dichloroethene	5.33	61	892127	7.005	PPB		96
26) Methyl t-Butyl Ether	5.43	73	2252817	9.853	PPB		92
27) Hexane	5.76	57	1317663	8.451	PPB	#	90
28) 1,1-Dichloroethane	5.96	63	1394692	8.145	PPB		100
29) Vinyl Acetate	6.18	43	1519917	8.331	PPB	#	78
30) cis-1,2-Dichloroethene	6.85	61	904162	7.286	PPB		93
31) 2-Butanone	7.07	72	330345	10.853	PPB	#	100
32) Ethyl Acetate	7.21	70	178338m	15.306	PPB		
33) Methyl Acrylate	7.19	55	1105932	7.297	PPB	#	76
34) Chloroform	7.38	83	1693277	9.151	PPB		96
35) 1,1,1-Trichloroethane	7.61	97	1988513	9.399	PPB		97
36) Carbon Tetrachloride	7.86	117	2364026	8.970	PPB		98
38) 1,2-Dichloroethane	8.29	62	1048800	8.297	PPB		97
39) Benzene	8.23	78	2498215	9.296	PPB		98
40) Isooctane	8.39	57	3895836	8.473	PPB		97
41) Heptane	8.75	43	1535285	7.557	PPB	#	88
42) Trichloroethene	9.35	130	1717567	8.271	PPB		97
43) Ethyl Acrylate	9.78	55	1737353	7.843	PPB	#	95
44) 1,2-Dichloropropane	9.77	63	953281	8.272	PPB		91
45) Methyl Methacrylate	10.18	69	884919	9.932	PPB	#	77
46) Dibromomethane	9.98	174	1086579	7.750	PPB		95
47) 1,4-Dioxane	10.39	88	403146m	9.451	PPB		
48) Bromodichloromethane	10.31	83	2043203	8.848	PPB		96

0431

Quantitation Report (QT Reviewed)

Data Path : C:\MSDChem\1\DATA\SEP30\
Data File : CI0753.D
Acq On : 30 Sep 2005 10:30
Operator : JBS
Sample : VSTD010
Misc :
ALS Vial : 24 Sample Multiplier: 1

Quant Time: Sep 30 11:47:09 2005
Quant Method : C:\MSDCHEM\1\METHODS\ALLTO15.M
Quant Title :
QLast Update : Fri Sep 30 11:45:18 2005
Response via : Initial Calibration

Internal Standards	R.T.	QIon	Response	Conc Units		Dev(Min)
49) cis-1,3-Dichloropropene	11.21	75	1480767	7.082 PPB	#	71
50) 4-Methyl-2-Pentanone	11.70	43	2499175	6.661 PPB	#	90
52) Toluene	11.86	91	4284407	6.857 PPB		100
53) Octane	12.20	43	2660943	5.886 PPB	#	88
54) trans-1,3-Dichloropropene	12.41	75	1224015	5.593 PPB	#	87
55) Ethyl Methacrylate	12.75	69	1895898	7.991 PPB	#	78
56) 1,1,2-Trichloroethane	12.77	97	1625179	6.515 PPB		97
57) Tetrachloroethene	12.98	166	2981786	7.344 PPB		98
58) 2-Hexanone	13.52	43	2575516	6.179 PPB	#	65
59) Dibromochloromethane	13.59	127	3162951	7.344 PPB		99
60) 1,2-Dibromoethane	13.80	107	2641992	6.392 PPB		97
61) Chlorobenzene	14.93	112	3768661	9.915 PPB		99
62) 1,1,1,2-Tetrachloroethane	15.17	131	2251931	9.723 PPB		97
63) Ethylbenzene	15.26	91	5009110	9.431 PPB		99
64) m/p-Xylene	15.57	91	7485470	17.624 PPB		100
65) o-Xylene	16.52	91	3525643	9.299 PPB		99
66) Styrene	16.57	104	2682930	8.546 PPB	#	100
67) Bromoform	16.94	173	2509499	10.077 PPB		98
68) Cumene	17.50	105	4878798	9.427 PPB		100
69) 1,1,2,2-Tetrachloroethane	18.31	83	2124369	8.738 PPB		97
70) 1,2,3-Trichloropropane	18.36	110	744301	8.531 PPB		98
71) Bromobenzene	18.13	156	1805721	8.181 PPB		100
72) 4-Ethyltoluene	18.87	105	5082521	7.942 PPB		99
73) 1,3,5-Trimethylbenzene	19.05	105	4362999	8.116 PPB		100
74) Alpha Methyl Styrene	19.62	118	2071101	7.914 PPB		97
75) 1,2,4-Trimethylbenzene	20.01	105	4101696	7.371 PPB		98
76) 1,3-Dichlorobenzene	20.69	146	2876070	7.112 PPB		99
77) 1,4-Dichlorobenzene	20.98	146	2850218	7.157 PPB		99
78) Benzyl Chloride	16.52	91	3525643	10.738 PPB	#	100
79) 1,2-Dichlorobenzene	22.10	146	2860969	8.155 PPB	#	91
80) Hexachloroethane	22.71	117	1762501m	8.712 PPB		
81) 1,2,4-Trichlorobenzene	25.05	180	1460371m	9.900 PPB		
82) Hexachlorobutadiene	25.28	225	1332347	8.539 PPB		97

(#) = qualifier out of range (m) = manual integration (+) = signals summed

0432

Quantitation Report (Qedit)

Data Path : C:\MSDChem\1\DATA\SEP30\
Data File : CI0753.D
Acq On : 30 Sep 2005 10:30
Operator : JBS
Sample : VSTD010
Misc :
ALS Vial : 24 Sample Multiplier: 1

Quant Time: Sep 30 11:45:50 2005
Quant Method : C:\MSDCHEM\1\METHODS\ALLTO15.M
Quant Title :
QLast Update : Fri Sep 30 11:45:18 2005
Response via : Initial Calibration

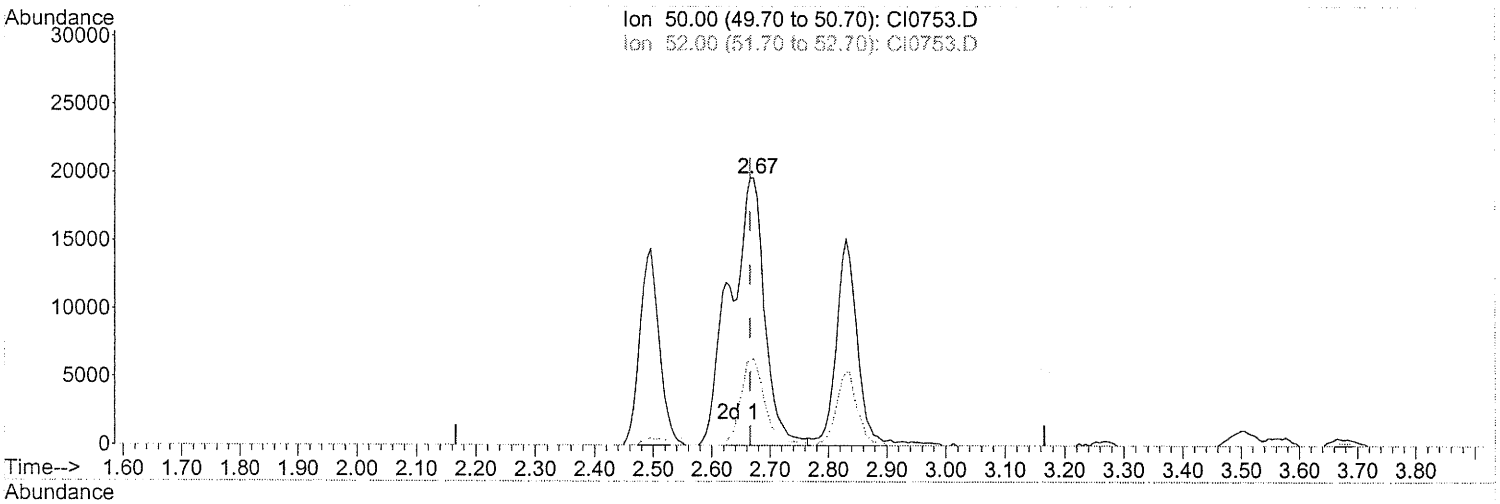

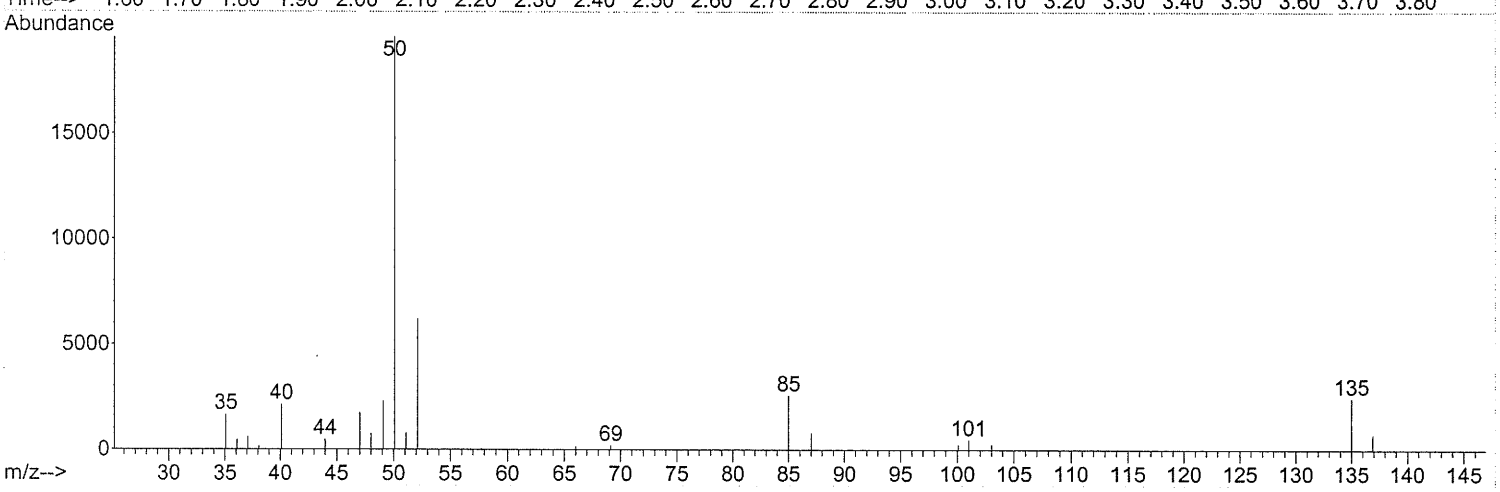

TIC: CI0753.D

(6) Chloromethane

2.666min (0.000) 6.60PPB m

response 813462

Ion	Exp%	Act%
50.00	100	100
52.00	23.30	22.29
0.00	0.00	0.00
0.00	0.00	0.00

Sent per
AR 13 Sep
10/6/05

OMR/HR
10/6/05

8433

Quantitation Report (Qedit)

Data Path : C:\MSDChem\1\DATA\SEP30\
Data File : CI0753.D
Acq On : 30 Sep 2005 10:30
Operator : JBS
Sample : VSTD010
Misc :
ALS Vial : 24 Sample Multiplier: 1

Quant Time: Sep 30 11:45:50 2005
Quant Method : C:\MSDCHEM\1\METHODS\ALLTO15.M
Quant Title :
QLast Update : Fri Sep 30 11:45:18 2005
Response via : Initial Calibration

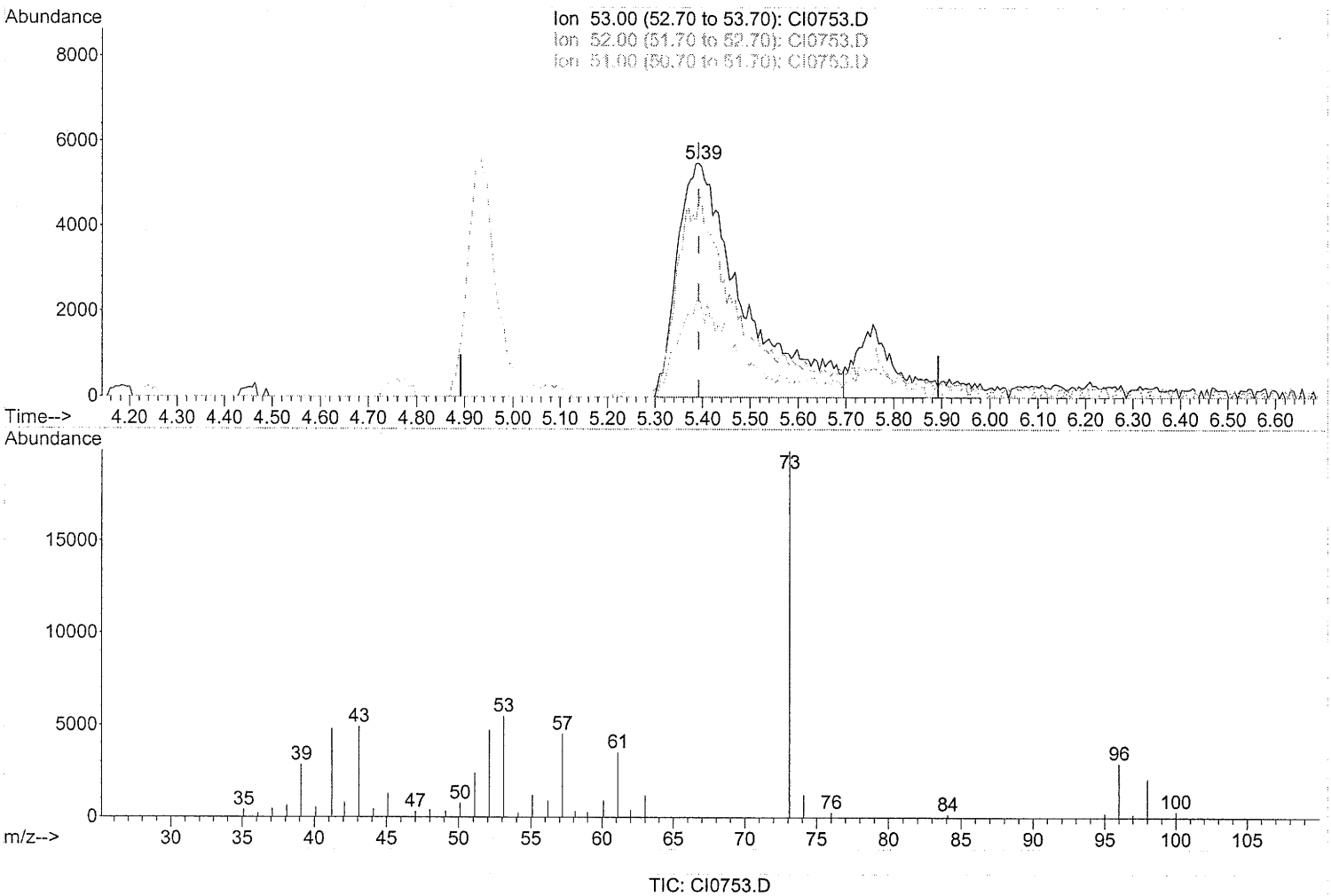

(24) Acrylonitrile

5.392min (0.000) 5.25PPB m

response 519783

Ion	Exp%	Act%
53.00	100	100
52.00	83.10	67.87
51.00	36.80	29.56
0.00	0.00	0.00

Cmr/412 10/6/05

Sa37 peak Arsing 10/1/05

0434

Quantitation Report (Qedit)

Data Path : C:\MSDChem\1\DATA\SEP30\
Data File : CI0753.D
Acq On : 30 Sep 2005 10:30
Operator : JBS
Sample : VSTD010
Misc :
ALS Vial : 24 Sample Multiplier: 1

Quant Time: Sep 30 11:45:50 2005
Quant Method : C:\MSDCHEM\1\METHODS\ALLTO15.M
Quant Title :
QLast Update : Fri Sep 30 11:45:18 2005
Response via : Initial Calibration

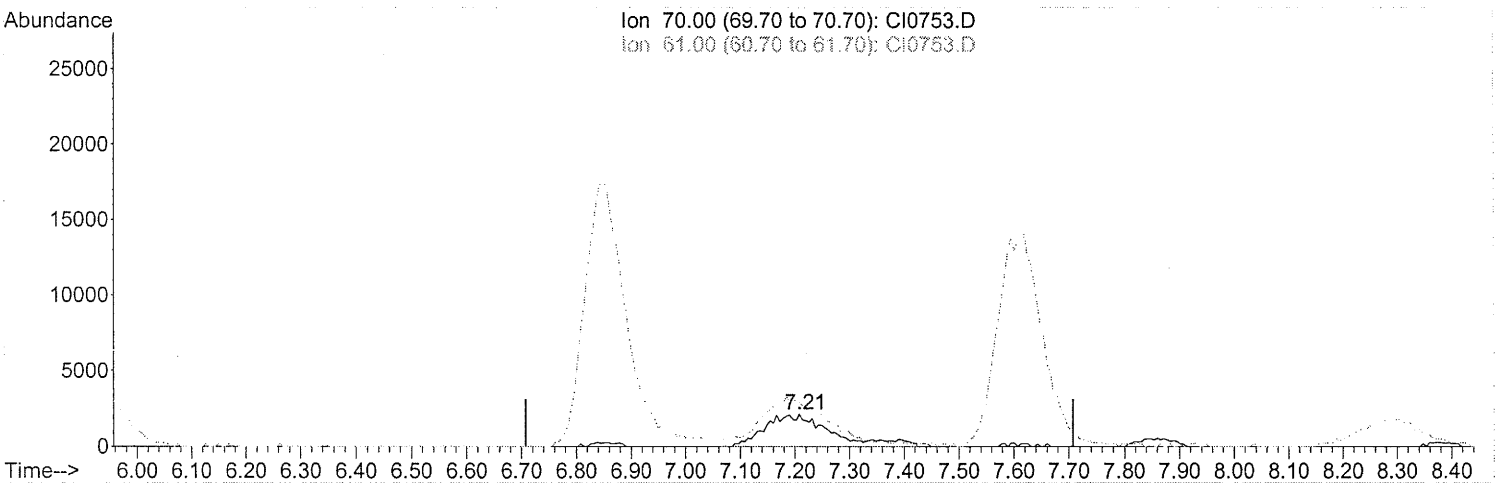

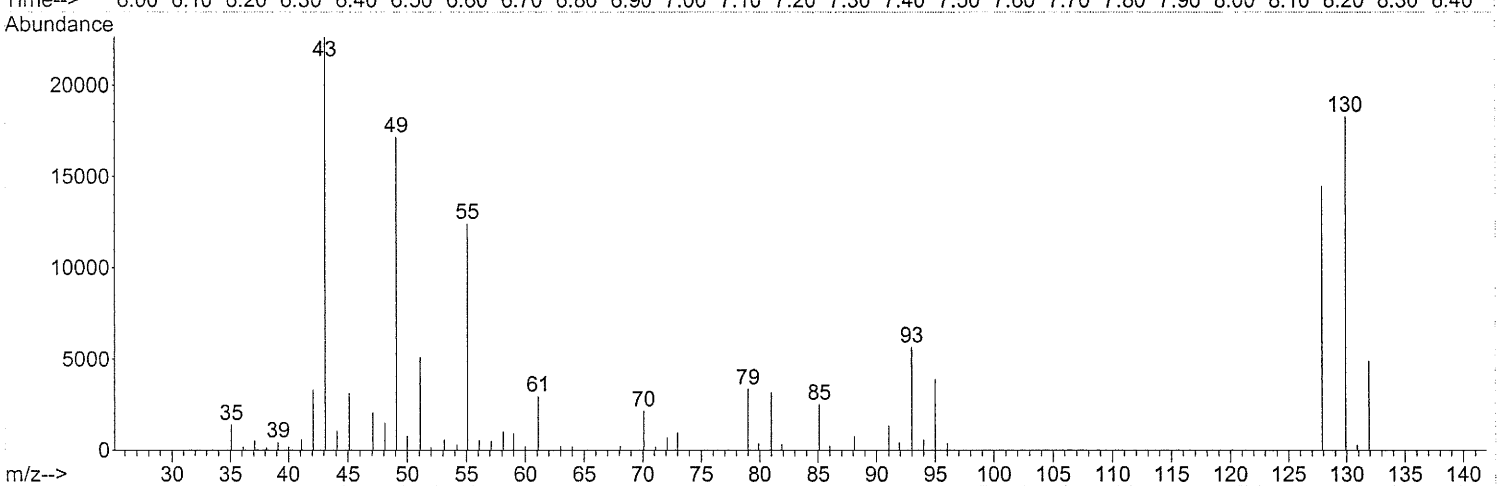

TIC: CI0753.D

(32) Ethyl Acetate

7.208min (0.000) 15.31PPB m

response 178338

Ion	Exp%	Act%
70.00	100	100
61.00	0.00	0.00
0.00	0.00	0.00
0.00	0.00	0.00

Spike peak
AMR 12/6/05

OMR/412
10/6/05

0435

Quantitation Report (Qedit)

Data Path : C:\MSDChem\1\DATA\SEP30\
Data File : CI0753.D
Acq On : 30 Sep 2005 10:30
Operator : JBS
Sample : VSTD010
Misc :
ALS Vial : 24 Sample Multiplier: 1

Quant Time: Sep 30 11:45:50 2005
Quant Method : C:\MSDCHEM\1\METHODS\ALLTO15.M
Quant Title :
QLast Update : Fri Sep 30 11:45:18 2005
Response via : Initial Calibration

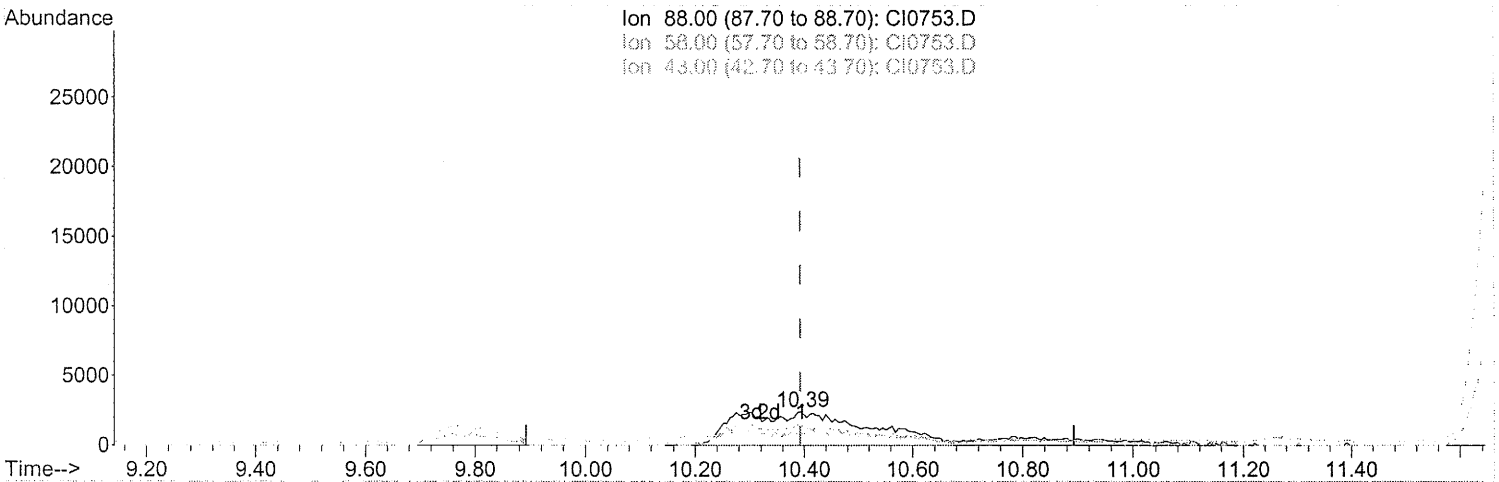

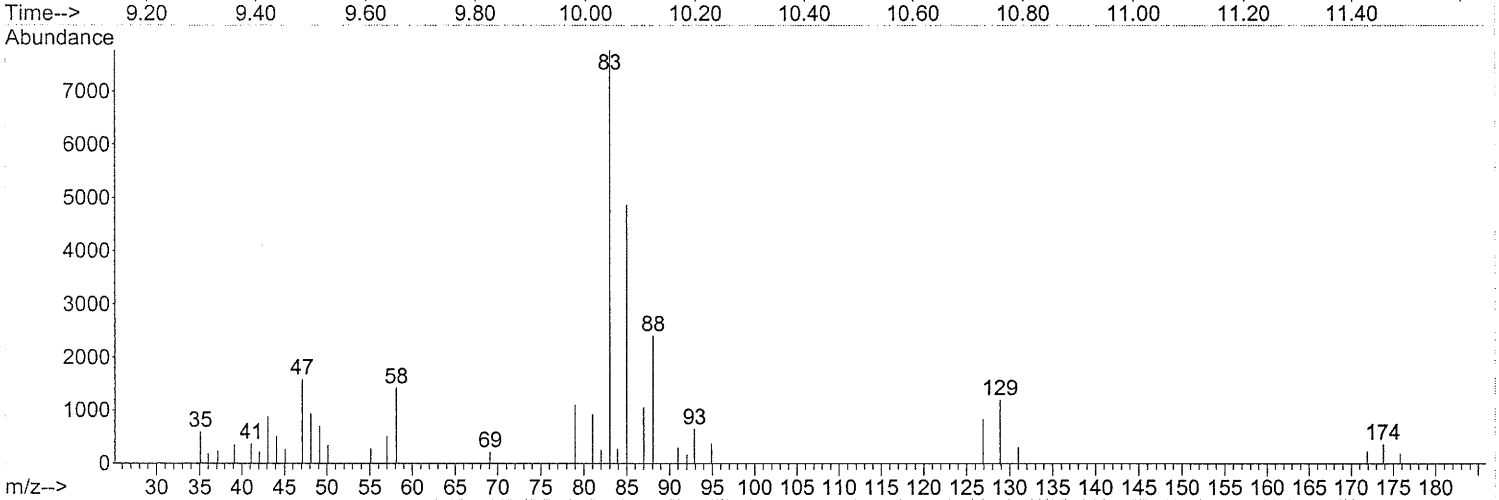

TIC: CI0753.D

(47) 1,4-Dioxane

10.393min (0.000) 9.45PPB m

response 403146

Ion	Exp%	Act%
88.00	100	100
58.00	63.20	0.00#
43.00	2.30	0.00#
0.00	0.00	0.00

SOMA part

JBS 1/11/05

CMR/412
10/6/05

Quantitation Report (Qedit)

Data Path : C:\MSDChem\1\DATA\SEP30\
Data File : CI0753.D
Acq On : 30 Sep 2005 10:30
Operator : JBS
Sample : VSTD010
Misc :
ALS Vial : 24 Sample Multiplier: 1

Quant Time: Sep 30 11:45:50 2005
Quant Method : C:\MSDCHEM\1\METHODS\ALLTO15.M
Quant Title :
QLast Update : Fri Sep 30 11:45:18 2005
Response via : Initial Calibration

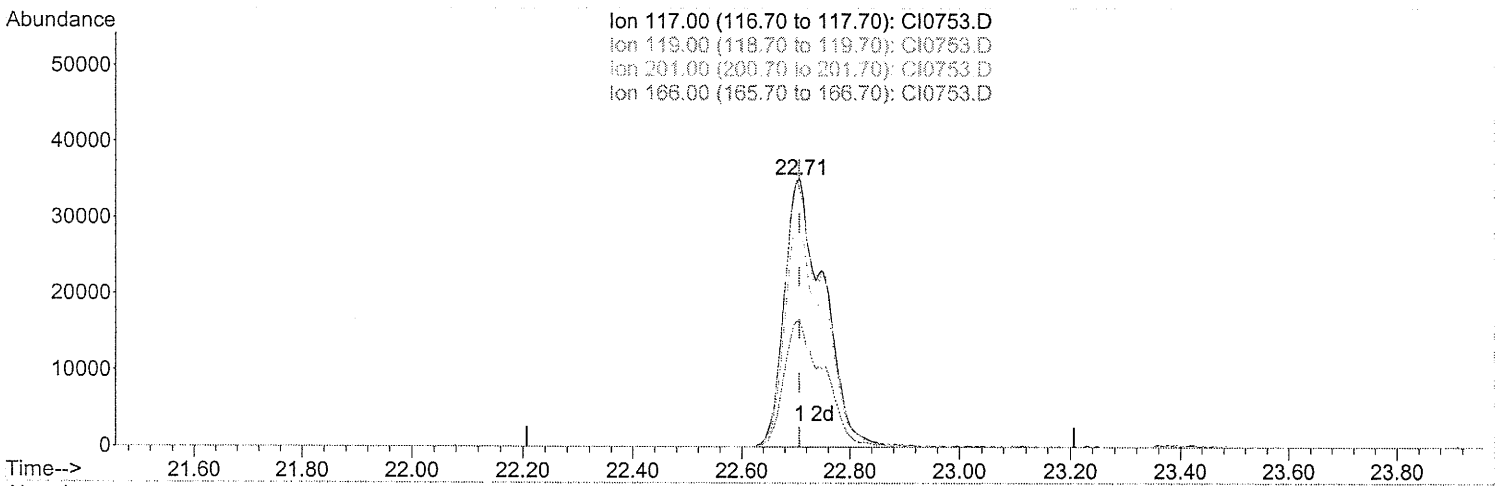

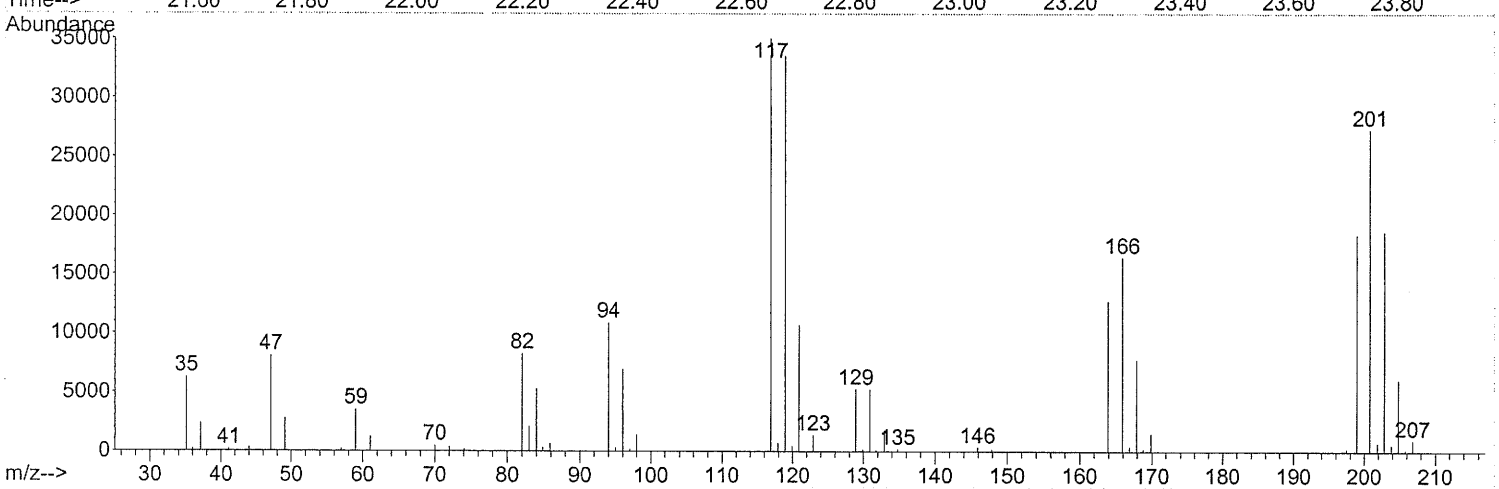

TIC: CI0753.D

(80) Hexachloroethane

22.708min (+0.001) 8.71PPB m

response 1762501

Ion	Exp%	Act%
117.00	100	100
119.00	95.80	97.76
201.00	76.60	83.59
166.00	45.60	47.70

spot peak

CMR/412
10/6/05

0437

Quantitation Report (Qedit)

Data Path : C:\MSDChem\1\DATA\SEP30\
Data File : CI0753.D
Acq On : 30 Sep 2005 10:30
Operator : JBS
Sample : VSTD010
Misc :
ALS Vial : 24 Sample Multiplier: 1

Quant Time: Sep 30 11:45:50 2005
Quant Method : C:\MSDCHEM\1\METHODS\ALLTO15.M
Quant Title :
QLast Update : Fri Sep 30 11:45:18 2005
Response via : Initial Calibration

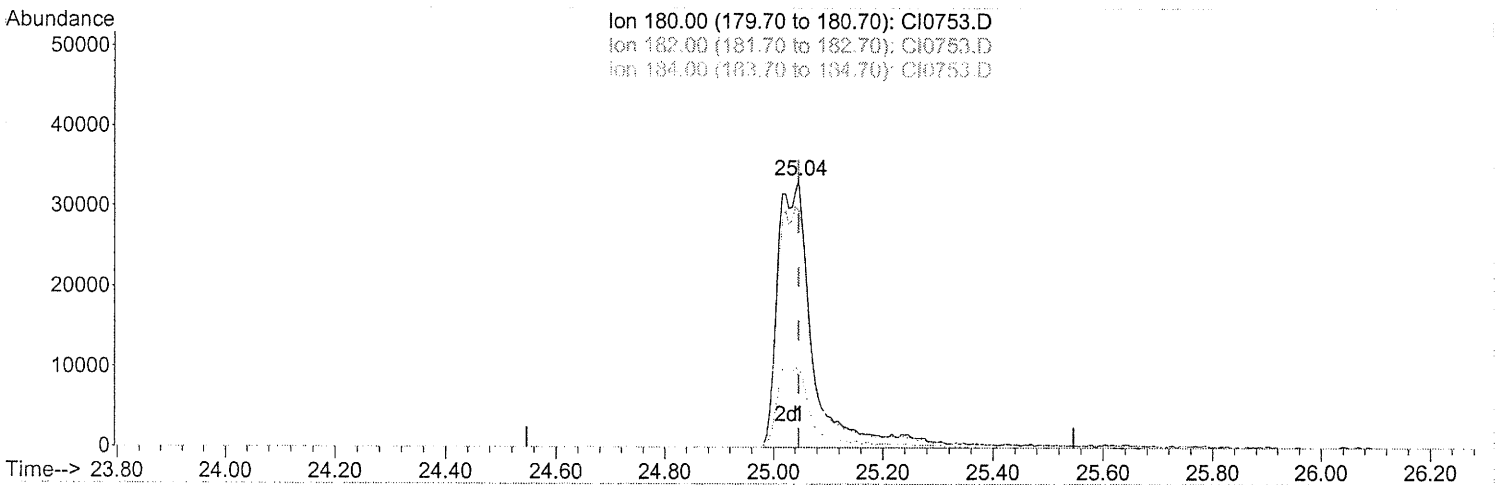

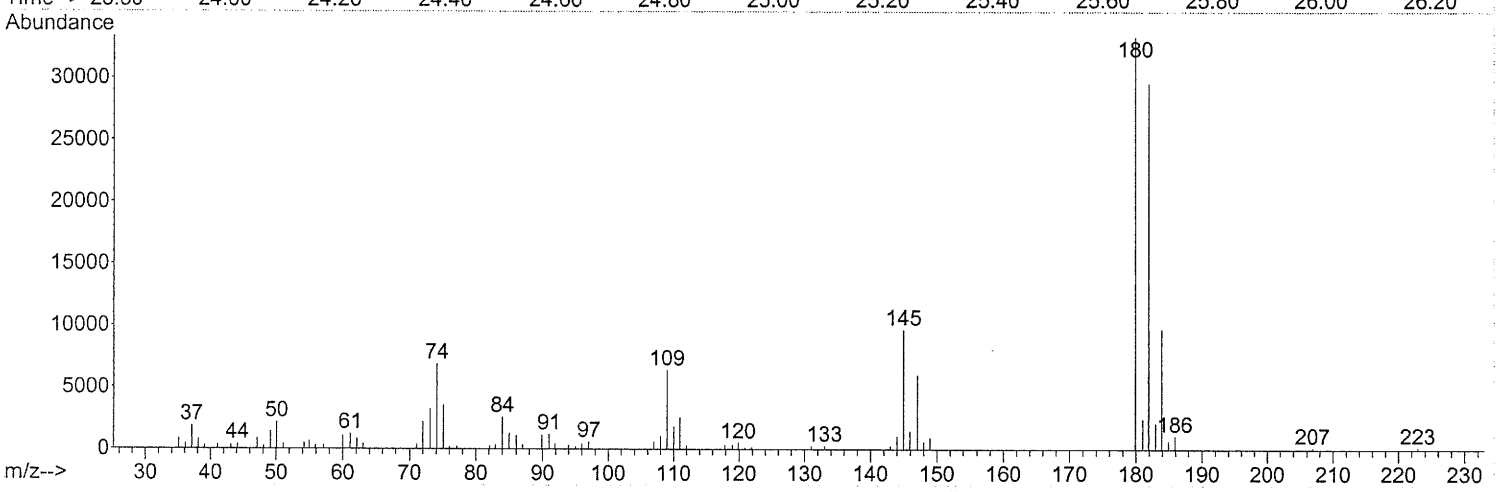

TIC: CI0753.D

(81) 1,2,4-Trichlorobenzene

25.046min (0.000) 9.90PPB m

response 1460371

Ion	Exp%	Act%
180.00	100	100
182.00	96.00	54.96#
184.00	31.80	17.54#
0.00	0.00	0.00

Smt peak
10/5/06

CMR/412
10/6/05

0438

Quantitation Report (QT Reviewed)

Data Path : C:\MSDChem\1\DATA\SEP30\
Data File : CI0751.D
Acq On : 30 Sep 2005 9:15
Operator : JBS
Sample : VSTD025
Misc :
ALS Vial : 24 Sample Multiplier: 1

Quant Time: Sep 30 11:50:08 2005
Quant Method : C:\MSDCHEM\1\METHODS\ALLTO15.M
Quant Title :
QLast Update : Fri Sep 30 11:47:50 2005
Response via : Initial Calibration

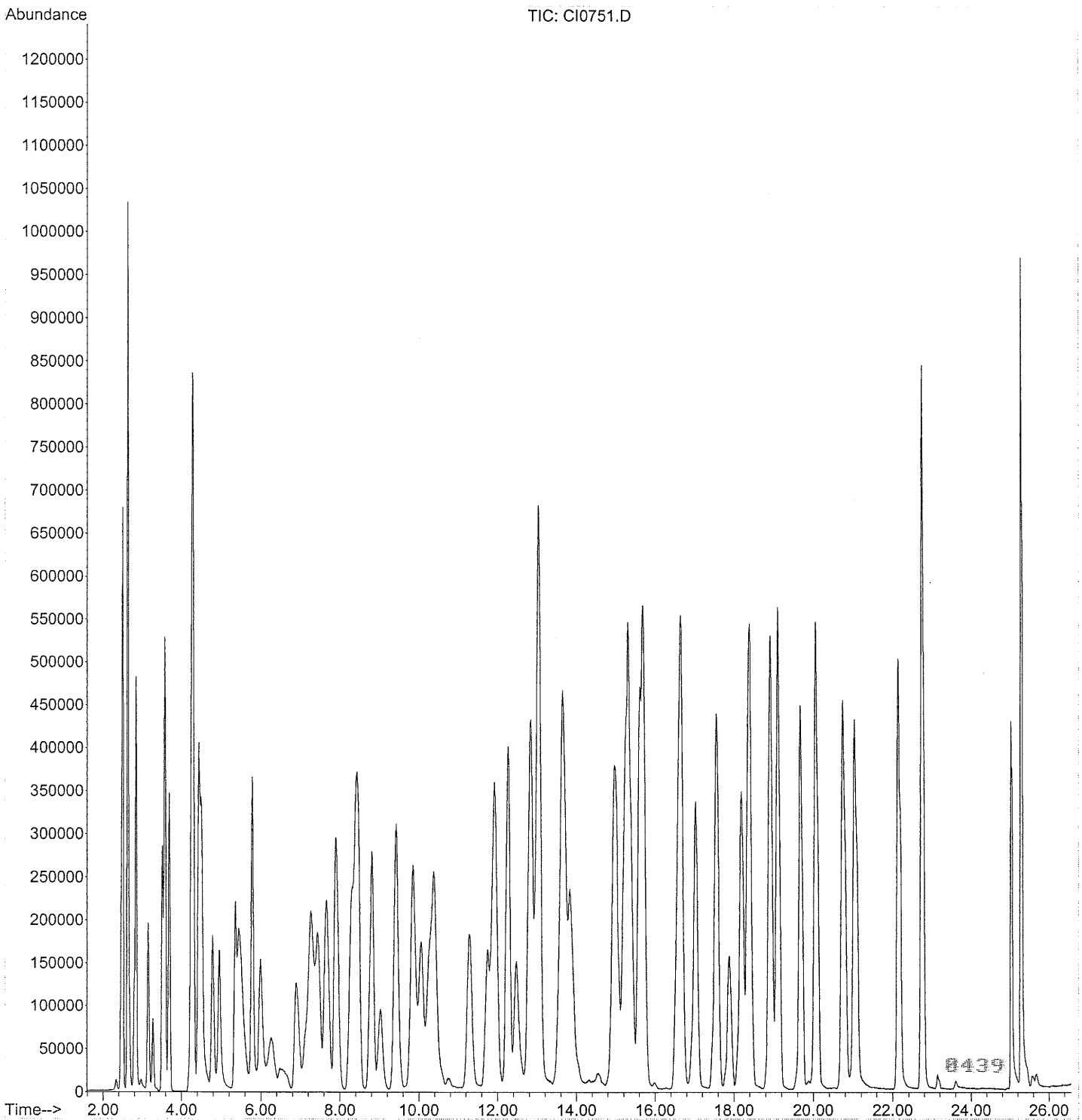

Quantitation Report (QT Reviewed)

Data Path : C:\MSDChem\1\DATA\SEP30\
Data File : CI0751.D
Acq On : 30 Sep 2005 9:15
Operator : JBS
Sample : VSTD025
Misc :
ALS Vial : 24 Sample Multiplier: 1

Quant Time: Sep 30 11:50:08 2005
Quant Method : C:\MSDCHEM\1\METHODS\ALLTO15.M
Quant Title :
QLast Update : Fri Sep 30 11:47:50 2005
Response via : Initial Calibration

Internal Standards	R.T.	QIon	Response	Conc	Units		Dev(Min)
1) Bromochloromethane	7.28	130	1182561	10.000			0.06
37) 1,4-Difluorobenzene	9.03	114	3510329	10.000			0.08
51) Chlorobenzene d5	14.93	117	4061491m	10.000			0.06

Target Compounds							Qvalue
2) Propene	2.46	41	1540284	18.431	PPB		100
3) Dichlorodifluoromethane	2.50	85	5740797	23.170	PPB		98
4) Chlorodifluoromethane	2.51	51	3186232	18.503	PPB	#	91
5) Freon 114	2.63	85	6212395	23.337	PPB		88
6) Chloromethane	2.67	50	2241353	17.942	PPB		98
7) Vinyl Chloride	2.79	62	1868734	19.824	PPB		97
8) 1,3-Butadiene	2.84	54	2888619	18.428	PPB		99
9) Bromomethane	3.15	94	2092544	22.043	PPB		94
10) Chloroethane	3.27	64	994712	21.103	PPB		97
11) Dichlorofluoromethane	3.51	67	4101139	22.037	PPB		99
12) Trichlorofluoromethane	3.58	101	6882789	22.702	PPB		99
13) Pentane	3.69	43	3747483	18.476	PPB		97
14) Acrolein	4.20	56	491121	22.282	PPB		99
15) 1,1-Dichloroethene	4.25	61	3416915	20.936	PPB		95
16) Freon 113	4.29	103	3531163	23.483	PPB		95
17) Acetone	4.46	43	3074319	19.895	PPB		99
18) Methyl Iodide	4.44	142	7578337	24.082	PPB		100
19) Carbon Disulfide	4.52	76	5147946	19.118	PPB		94
20) Acetonitrile	4.79	41	2338660	14.655	PPB	#	74
21) 3-Chloropropene	4.79	76	1012544	22.690	PPB	#	51
22) Methylene Chloride	4.96	84	1693556	21.749	PPB		84
23) tert-Butyl Alcohol	5.93	59	2355350m	16.893	PPB		
24) Acrylonitrile	5.47	53	1558543m	16.409	PPB		
25) trans-1,2-Dichloroethene	5.36	61	2700845	20.860	PPB		95
26) Methyl t-Butyl Ether	5.46	73	6344074	25.962	PPB	#	89
27) Hexane	5.78	57	3396774	21.226	PPB	#	82
28) 1,1-Dichloroethane	5.99	63	3828012	21.268	PPB		100
29) Vinyl Acetate	6.27	43	4596172	24.637	PPB	#	92
30) cis-1,2-Dichloroethene	6.90	61	2526504	19.684	PPB		90
31) 2-Butanone	7.15	72	987794	30.769	PPB	#	100
32) Ethyl Acetate	7.26	70	519041m	40.023	PPB		
33) Methyl Acrylate	7.28	55	3318135	21.780	PPB	#	75
34) Chloroform	7.45	83	4922291	24.951	PPB	#	88
35) 1,1,1-Trichloroethane	7.66	97	5604776	24.705	PPB		97
36) Carbon Tetrachloride	7.90	117	6538433	23.122	PPB		98
38) 1,2-Dichloroethane	8.36	62	3000399	25.406	PPB		97
39) Benzene	8.29	78	7087904	27.684	PPB		98
40) Isooctane	8.44	57	11014183	25.735	PPB		96
41) Heptane	8.81	43	4250639	22.773	PPB	#	88
42) Trichloroethene	9.42	130	4681761	23.890	PPB		99
43) Ethyl Acrylate	9.86	55	5025147	24.842	PPB		96
44) 1,2-Dichloropropane	9.84	63	2622051	24.287	PPB		90
45) Methyl Methacrylate	10.26	69	2557373	30.264	PPB	#	76
46) Dibromomethane	10.06	174	3288313	25.613	PPB		92
47) 1,4-Dioxane	10.32	88	1228703m	30.373	PPB		
48) Bromodichloromethane	10.39	83	5772843	26.686	PPB		95

0448

Quantitation Report (QT Reviewed)

Data Path : C:\MSDChem\1\DATA\SEP30\
Data File : CI0751.D
Acq On : 30 Sep 2005 9:15
Operator : JBS
Sample : VSTD025
Misc :
ALS Vial : 24 Sample Multiplier: 1

Quant Time: Sep 30 11:50:08 2005
Quant Method : C:\MSDCHEM\1\METHODS\ALLTO15.M
Quant Title :
QLast Update : Fri Sep 30 11:47:50 2005
Response via : Initial Calibration

Internal Standards	R.T.	QIon	Response	Conc Units		Dev(Min)
49) cis-1,3-Dichloropropene	11.29	75	4284767	22.176 PPB	#	69
50) 4-Methyl-2-Pentanone	11.75	43	5690331	16.666 PPB	#	86
52) Toluene	11.93	91	11693883	19.736 PPB		100
53) Octane	12.26	43	6865544	16.426 PPB	#	87
54) trans-1,3-Dichloropropene	12.47	75	3600258	17.684 PPB	#	81
55) Ethyl Methacrylate	12.83	69	5193582	22.755 PPB	#	27
56) 1,1,2-Trichloroethane	12.83	97	4399187	18.588 PPB		96
57) Tetrachloroethene	13.04	166	8095278	20.823 PPB		98
58) 2-Hexanone	13.68	43	6979046m	17.577 PPB		
59) Dibromochloromethane	13.64	127	8501053	20.664 PPB		99
60) 1,2-Dibromoethane	13.85	107	7242340	18.647 PPB		97
61) Chlorobenzene	14.99	112	9878883	26.495 PPB		97
62) 1,1,1,2-Tetrachloroethane	15.23	131	6054475	26.309 PPB		98
63) Ethylbenzene	15.32	91	13649147m	26.253 PPB		
64) m/p-Xylene	15.68	91	20731730	50.179 PPB		100
65) o-Xylene	16.61	91	9916078	26.272 PPB		99
66) Styrene	16.66	104	7830916	25.471 PPB	#	100
67) Bromoform	17.03	173	6996473	28.234 PPB		98
68) Cumene	17.55	105	13454742	26.599 PPB		99
69) 1,1,2,2-Tetrachloroethane	18.36	83	6101651	26.439 PPB		97
70) 1,2,3-Trichloropropane	18.40	110	2084934	25.242 PPB		99
71) Bromobenzene	18.19	156	5213861	24.982 PPB		98
72) 4-Ethyltoluene	18.92	105	14519112	23.945 PPB		99
73) 1,3,5-Trimethylbenzene	19.11	105	11969758	22.865 PPB		99
74) Alpha Methyl Styrene	19.68	118	5868302	23.918 PPB		99
75) 1,2,4-Trimethylbenzene	20.06	105	12166776	22.811 PPB		99
76) 1,3-Dichlorobenzene	20.74	146	9246127	23.685 PPB		99
77) 1,4-Dichlorobenzene	21.03	146	9183054	23.888 PPB		99
78) Benzyl Chloride	16.61	91	9916078	30.272 PPB	#	100
79) 1,2-Dichlorobenzene	22.14	146	8471865	24.755 PPB		99
80) Hexachloroethane	22.74	117	5178018	26.316 PPB		95
81) 1,2,4-Trichlorobenzene	25.03	180	3331329	22.333 PPB		98
82) Hexachlorobutadiene	25.28	225	3706236	23.611 PPB		98

(#) = qualifier out of range (m) = manual integration (+) = signals summed

0441

Quantitation Report (Qedit)

Data Path : C:\MSDChem\1\DATA\SEP30\
Data File : CI0751.D
Acq On : 30 Sep 2005 9:15
Operator : JBS
Sample : VSTD025
Misc :
ALS Vial : 24 Sample Multiplier: 1

Quant Time: Sep 30 11:50:08 2005
Quant Method : C:\MSDCHEM\1\METHODS\ALLTO15.M
Quant Title :
QLast Update : Fri Sep 30 11:47:50 2005
Response via : Initial Calibration

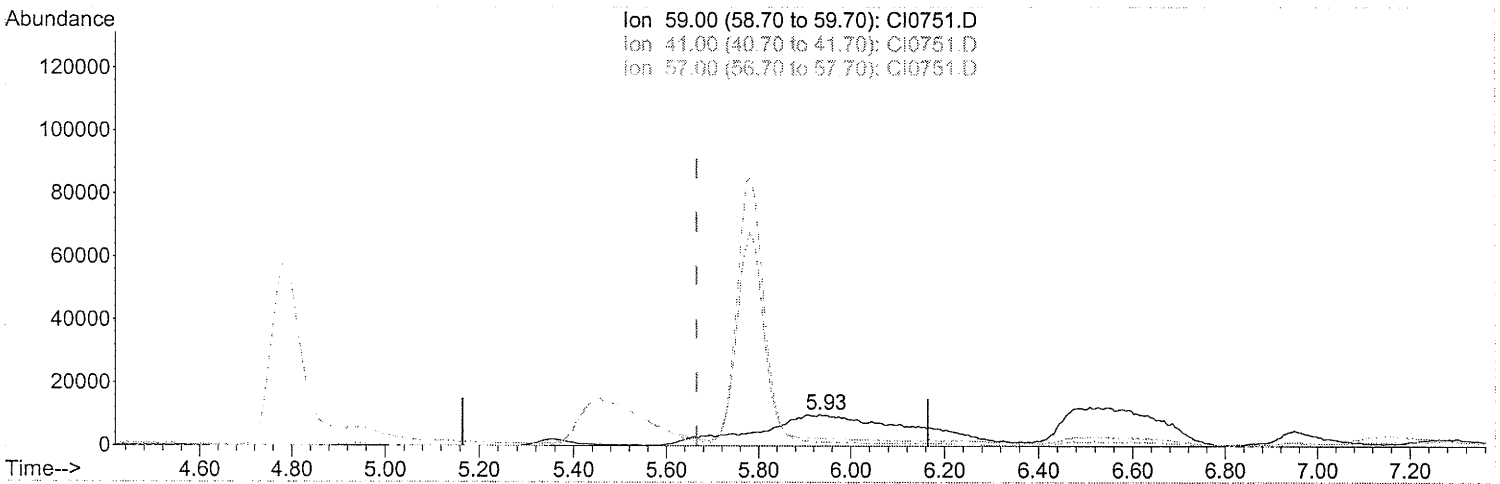

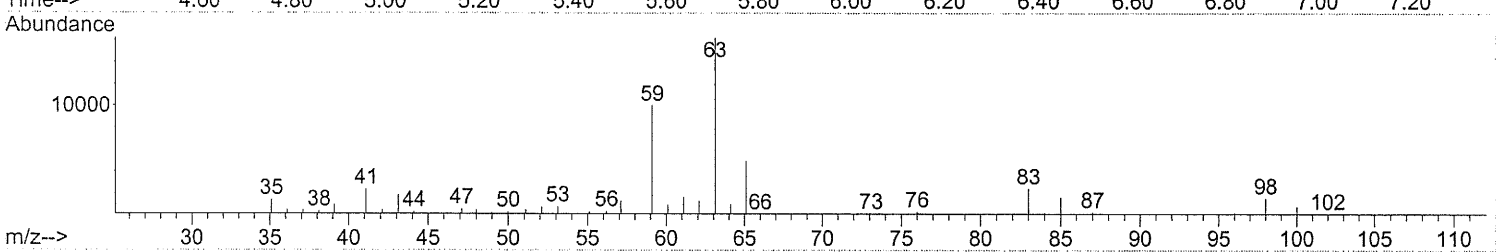

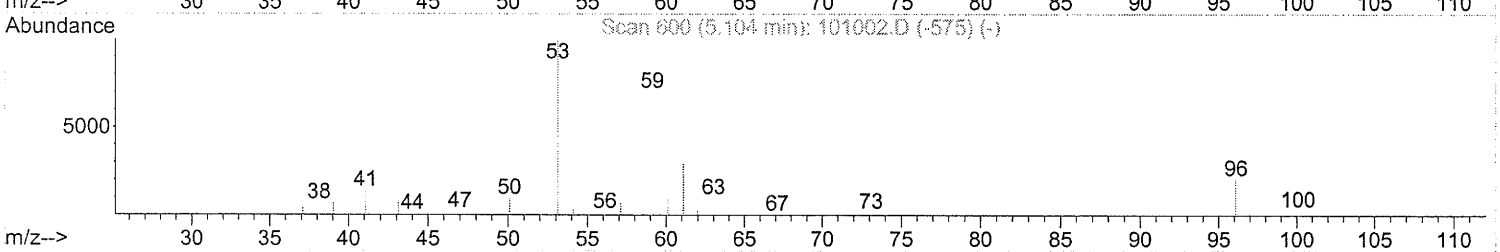

TIC: CI0751.D

(23) tert-Butyl Alcohol

5.933min (+0.268) 16.89PPB m

response 2355350

Ion	Exp%	Act%
59.00	100	100
41.00	0.00	0.00
57.00	0.00	0.00
0.00	0.00	0.00

Grab peak

Analyst 10/4/05

CMR/412
10/4/05

0442

Quantitation Report (Qedit)

Data Path : C:\MSDChem\1\DATA\SEP30\
Data File : CI0751.D
Acq On : 30 Sep 2005 9:15
Operator : JBS
Sample : VSTD025
Misc :
ALS Vial : 24 Sample Multiplier: 1

Quant Time: Sep 30 11:48:04 2005
Quant Method : C:\MSDCHEM\1\METHODS\ALLTO15.M
Quant Title :
QLast Update : Fri Sep 30 11:47:50 2005
Response via : Initial Calibration

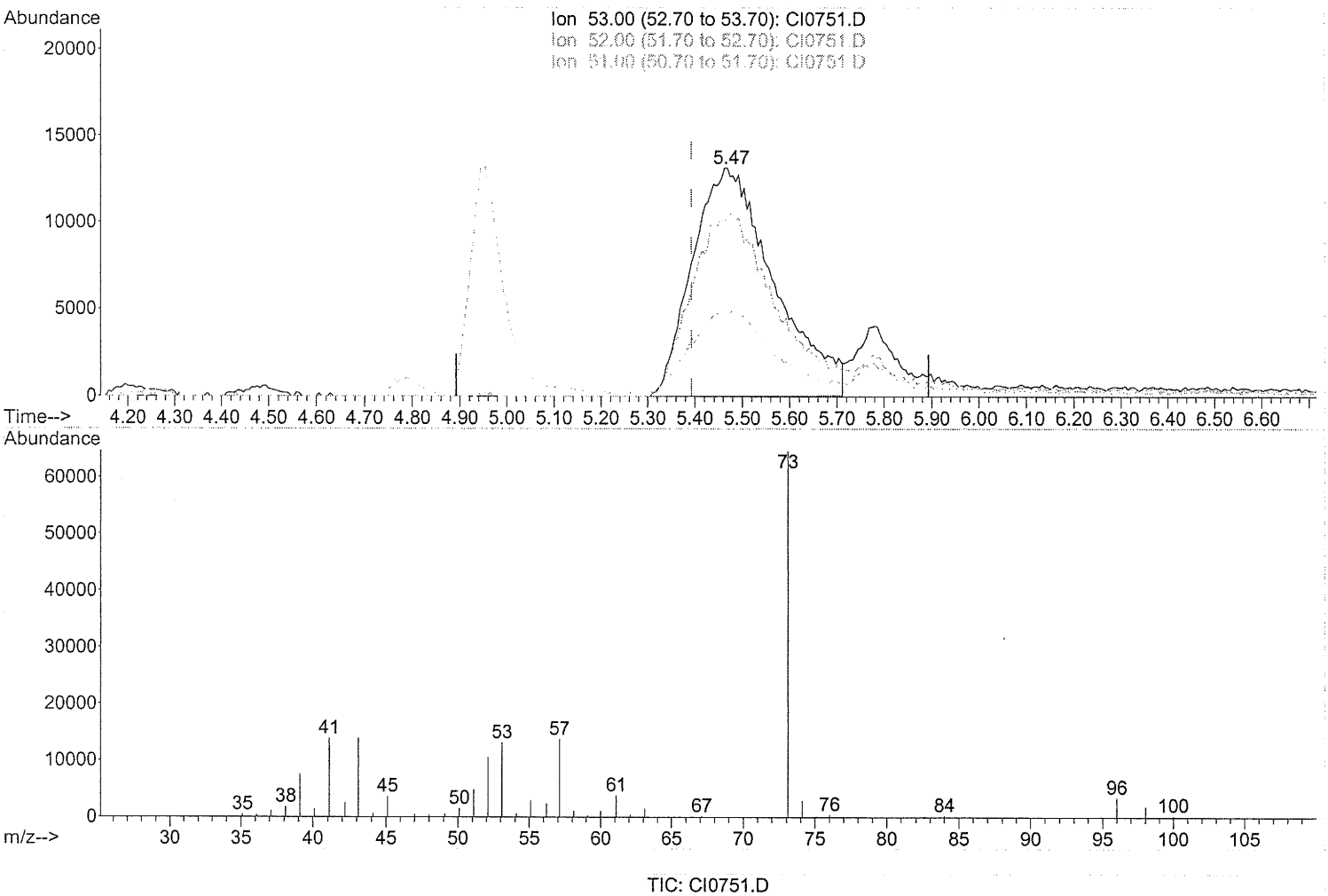

TIC: CI0751.D

(24) Acrylonitrile

5.469min (+0.077) 16.41PPB m

response 1558543

Ion	Exp%	Act%
53.00	100	100
52.00	83.10	68.76
51.00	36.80	33.84
0.00	0.00	0.00

Smitpenk

Omr/412
10/4/05

Akrizey
10/4/05

0443

Quantitation Report (Qedit)

Data Path : C:\MSDChem\1\DATA\SEP30\
Data File : CI0751.D
Acq On : 30 Sep 2005 9:15
Operator : JBS
Sample : VSTD025
Misc :
ALS Vial : 24 Sample Multiplier: 1

Quant Time: Sep 30 11:48:04 2005
Quant Method : C:\MSDCHEM\1\METHODS\ALLTO15.M
Quant Title :
QLast Update : Fri Sep 30 11:47:50 2005
Response via : Initial Calibration

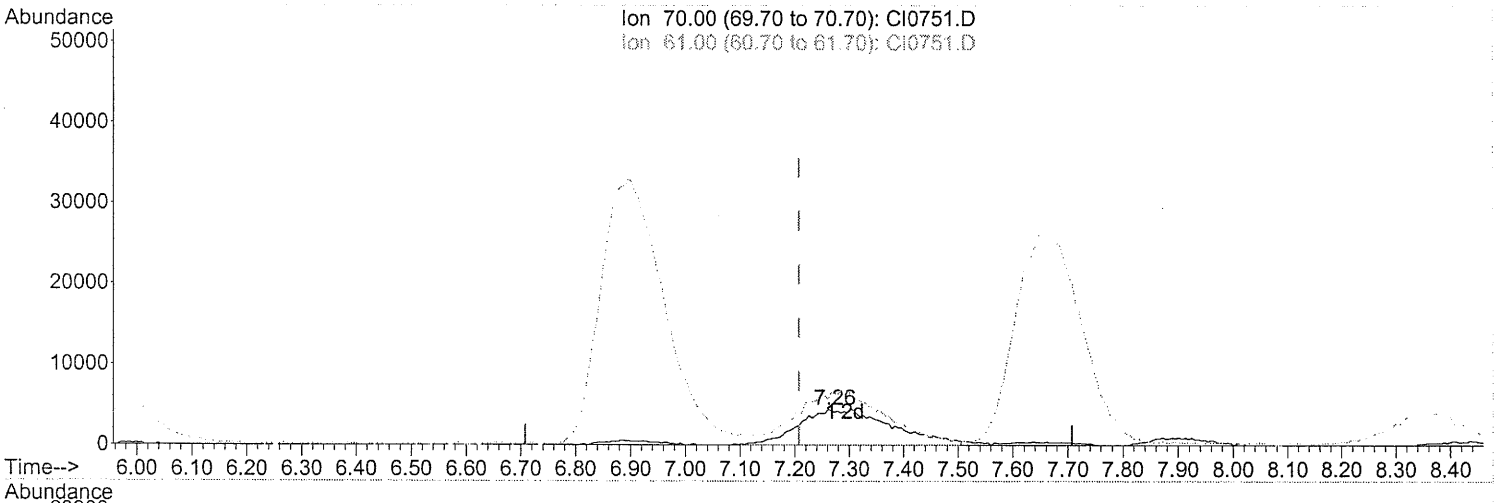

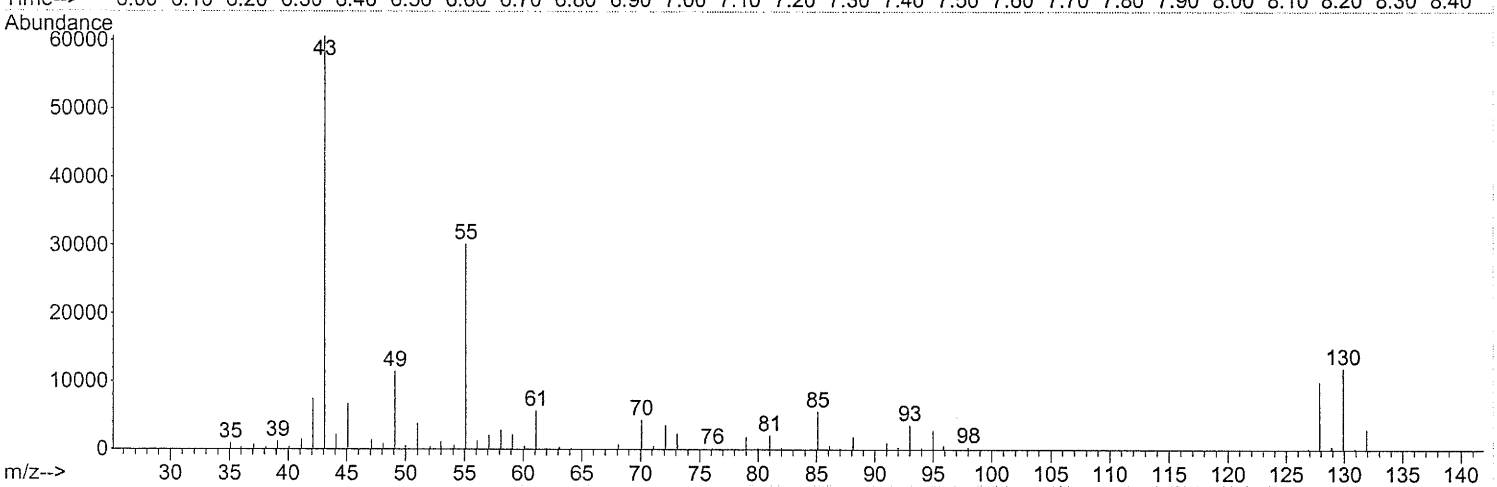

TIC: CI0751.D

(32) Ethyl Acetate

7.261min (+0.053) 40.02PPB m

response 519041

Ion	Exp%	Act%
70.00	100	100
61.00	0.00	0.00
0.00	0.00	0.00
0.00	0.00	0.00

Spectra OK
AKM
10/6/05

CMR/412
10/6/05

0444

Quantitation Report (Qedit)

Data Path : C:\MSDChem\1\DATA\SEP30\
Data File : CI0751.D
Acq On : 30 Sep 2005 9:15
Operator : JBS
Sample : VSTD025
Misc :
ALS Vial : 24 Sample Multiplier: 1

Quant Time: Sep 30 11:50:08 2005
Quant Method : C:\MSDCHEM\1\METHODS\ALLTO15.M
Quant Title :
QLast Update : Fri Sep 30 11:47:50 2005
Response via : Initial Calibration

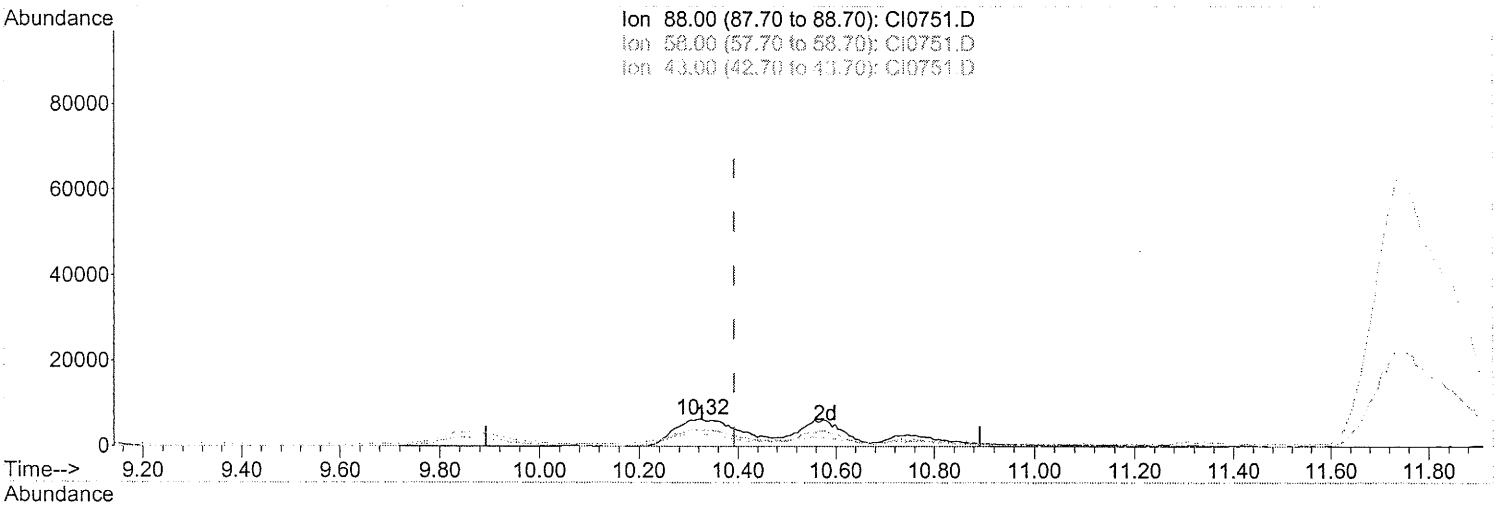

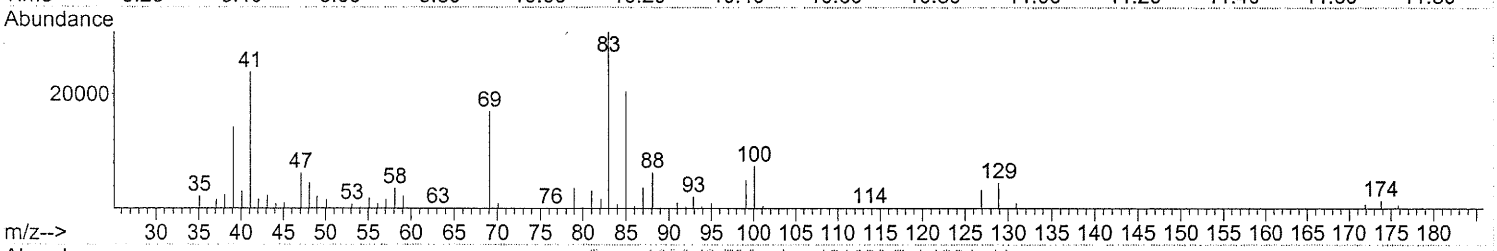

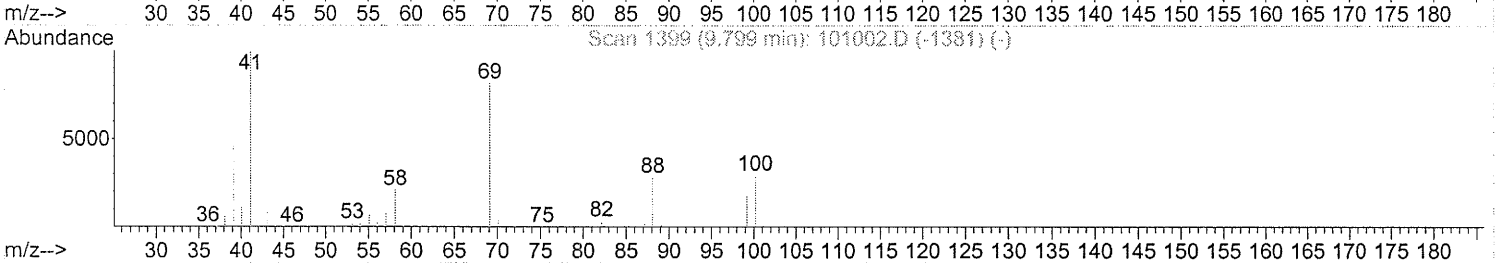

TIC: CI0751.D

(47) 1,4-Dioxane

10.322min (-0.070) 30.37PPB m

response 1228703

Ion	Exp%	Act%
88.00	100	100
58.00	63.20	16.75#
43.00	2.30	4.80#
0.00	0.00	0.00

Spot peak

Omr 1412
10/6/05

12/8/05

0445

Quantitation Report (Qedit)

Data Path : C:\MSDChem\1\DATA\SEP30\
Data File : CI0751.D
Acq On : 30 Sep 2005 9:15
Operator : JBS
Sample : VSTD025
Misc :
ALS Vial : 24 Sample Multiplier: 1

Quant Time: Sep 30 11:50:08 2005
Quant Method : C:\MSDCHEM\1\METHODS\ALLTO15.M
Quant Title :
QLast Update : Fri Sep 30 11:47:50 2005
Response via : Initial Calibration

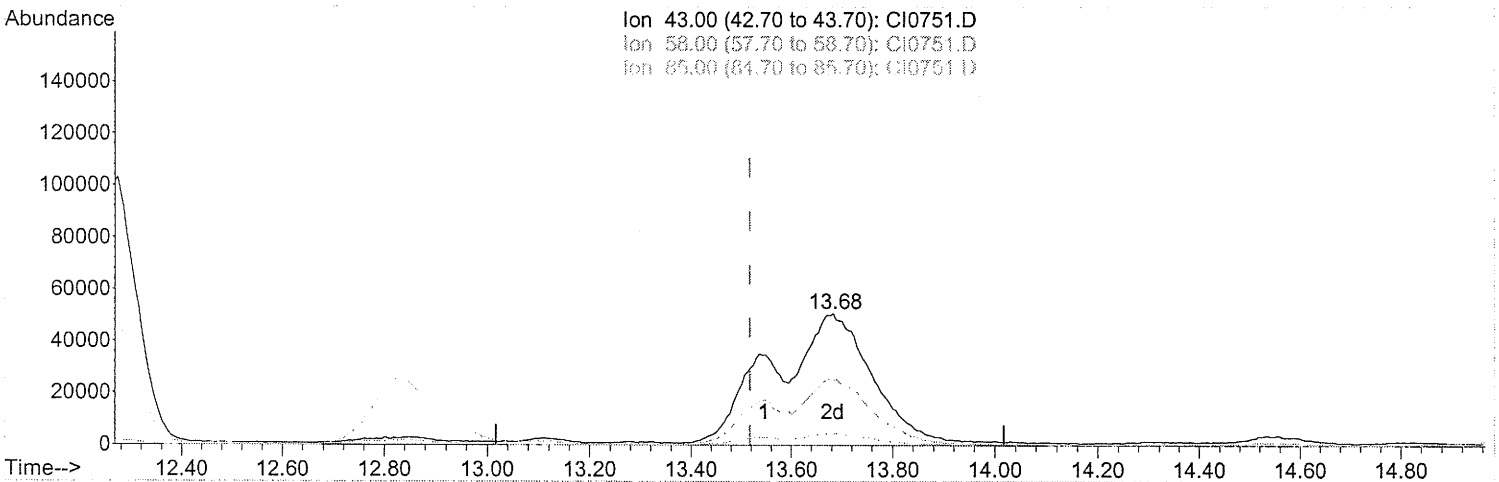

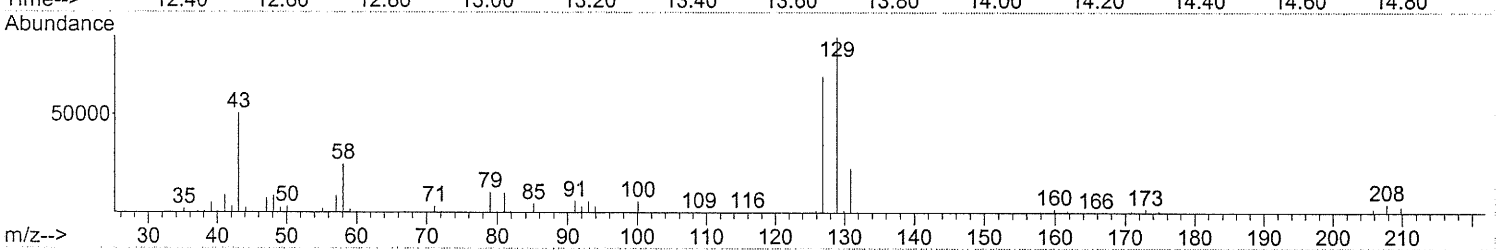

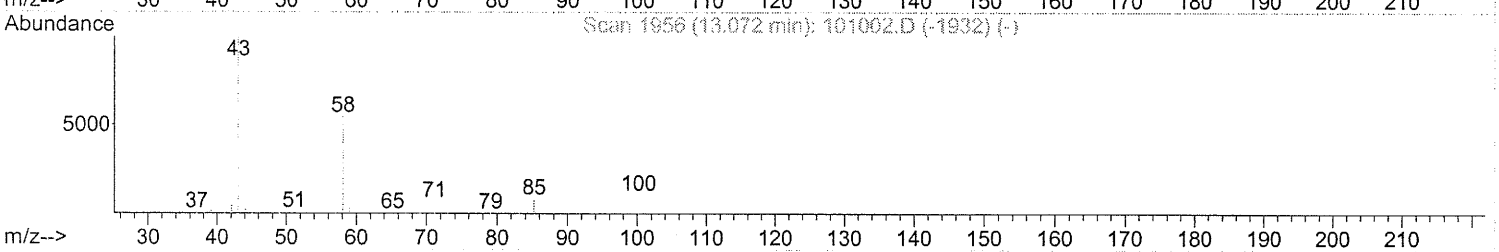

TIC: CI0751.D

(58) 2-Hexanone

13.683min (+0.166) 17.58PPB m

response 6979046

Ion	Exp%	Act%
43.00	100	100
58.00	29.00	14.41#
85.00	4.60	2.36#
0.00	0.00	0.00

Split peak

Cmr 1412
10/6/05

10/6/05

8446

Quantitation Report (Qedit)

Data Path : C:\MSDChem\1\DATA\SEP30\
Data File : CI0751.D
Acq On : 30 Sep 2005 9:15
Operator : JBS
Sample : VSTD025
Misc :
ALS Vial : 24 Sample Multiplier: 1

Quant Time: Sep 30 11:50:08 2005
Quant Method : C:\MSDCHEM\1\METHODS\ALLTO15.M
Quant Title :
QLast Update : Fri Sep 30 11:47:50 2005
Response via : Initial Calibration

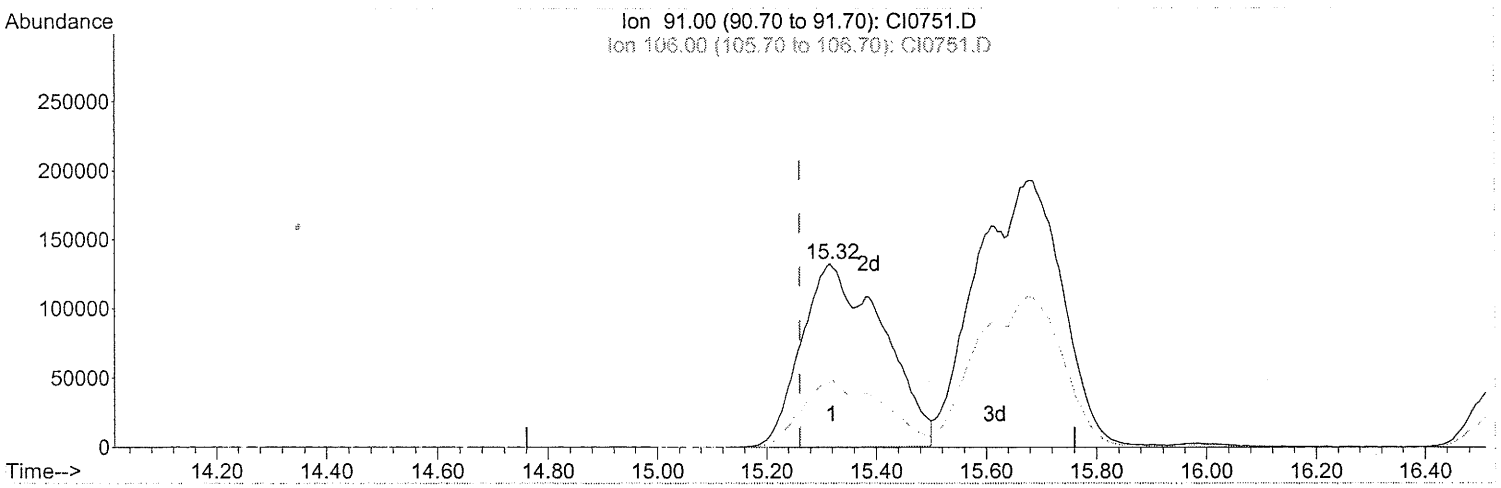

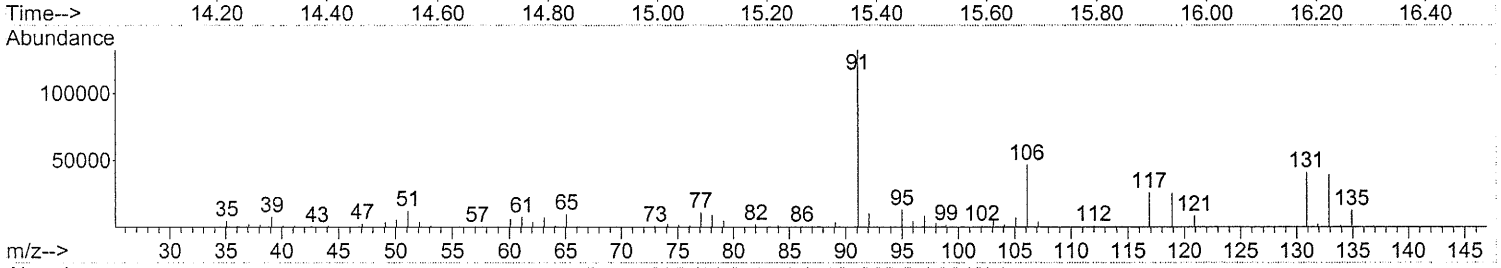

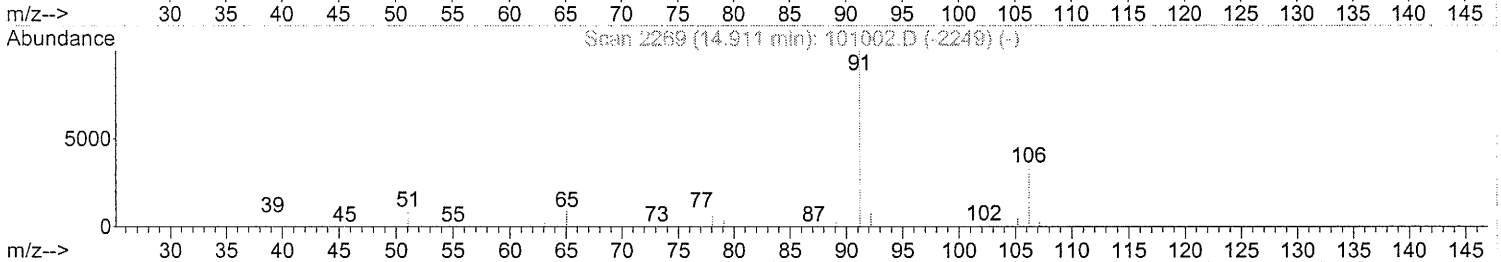

TIC: CI0751.D

(63) Ethylbenzene

15.316min (+0.056) 26.25PPB m

response 13649147

Ion	Exp%	Act%
91.00	100	100
106.00	36.00	18.94#
0.00	0.00	0.00
0.00	0.00	0.00

Spot peak

Nassy 10/1/05

CMR/412
10/6/05

0447

LANCASTER LABORATORIES
VOLATILE ORGANICS IN AIR

CONTINUING CALIBRATION DATA SHEET

Instrument ID: HP09464 Data File: C:\MSDCHEM\1\DATA\SEP28\CI0674.D
EPA SAMPLE NO.: VSTD010 DATE INJECTED: 09/28/05 TIME INJECTED: 16:41

COMPOUND NAME	ICAL MEAN RRF	CCAL RRF	%D
Propene	0.735	0.554	-20
Dichlorodifluoromethane	2.098	1.577	-20
Chlorodifluoromethane	1.512	1.083	-30
Freon 114	2.277	1.755	-20
Chloromethane	1.108	0.834	-20
Vinyl Chloride	0.822	0.630	-20
1,3-Butadiene	1.394	1.054	-20
Bromomethane	0.809	0.623	-20
Chloroethane	0.408	0.299	-30
Dichlorofluoromethane	1.588	1.220	-20
Trichlorofluoromethane	2.569	1.913	-30
Pentane	1.793	1.334	-30
Acrolein	0.194	0.180	-7
1,1-Dichloroethene	1.414	1.096	-20
Freon 113	1.274	1.028	-20
Acetone	1.378	1.042	-20
Methyl Iodide	2.679	2.120	-20
Carbon Disulfide	2.380	1.709	-30
Acetonitrile	1.474	1.191	-20
3-Chloropropene	0.374	0.293	-20
Methylene Chloride	0.682	0.575	-20
tert-Butyl Alcohol	1.316	1.030	-20
Acrylonitrile	0.890	0.773	-10
trans-1,2-Dichloroethene	1.145	0.894	-20
Methyl t-Butyl Ether	2.056	1.633	-20
Hexane	1.402	1.116	-20
1,1-Dichloroethane	1.540	1.280	-20
Vinyl Acetate	1.641	1.524	-7
cis-1,2-Dichloroethene	1.116	0.905	-20
2-Butanone	0.274	0.265	-3
Ethyl Acetate	0.100	0.123	23
Methyl Acrylate	1.363	1.160	-10
Chloroform	1.664	1.373	-20
1,1,1-Trichloroethane	1.903	1.530	-20
Carbon Tetrachloride	2.370	1.863	-20
1,2-Dichloroethane	0.345	0.300	-10
Benzene	0.733	0.646	-10
Isooctane	1.254	1.097	-10
Heptane	0.554	0.450	-20
Trichloroethene	0.566	0.455	-20
Ethyl Acrylate	0.604	0.476	-20
1,2-Dichloropropane	0.314	0.260	-20
Methyl Methacrylate	0.243	0.202	-20
Dibromomethane	0.382	0.316	-20
1,4-Dioxane	0.097	0.086	-10
Bromodichloromethane	0.630	0.496	-20
cis-1,3-Dichloropropene	0.570	0.433	-20

LANCASTER LABORATORIES
VOLATILE ORGANICS IN AIR

CONTINUING CALIBRATION DATA SHEET

Instrument ID: HP09464 Data File: C:\MSDCHEM\1\DATA\SEP28\CI0674.D
EPA SAMPLE NO.: VSTD010 DATE INJECTED: 09/28/05 TIME INJECTED: 16:41

COMPOUND NAME	ICAL MEAN RRF	CCAL RRF	%D
4-Methyl-2-Pentanone	1.023	0.669	-30
Toluene	1.508	1.155	-20
Octane	1.091	0.824	-20
trans-1,3-Dichloropropene	0.528	0.427	-20
Ethyl Methacrylate	0.573	0.424	-30
1,1,2-Trichloroethane	0.602	0.451	-30
Tetrachloroethene	0.980	0.734	-30
2-Hexanone	1.006	0.763	-20
Dibromochloromethane	1.040	0.776	-30
1,2-Dibromoethane	0.998	0.754	-20
Chlorobenzene	0.918	0.830	-10
1,1,1,2-Tetrachloroethane	0.559	0.513	-8
Ethylbenzene	1.282	1.167	-9
m/p-Xylene	1.025	0.951	-7
o-Xylene	0.915	0.921	1
Styrene	0.758	0.781	3
Bromoform	0.601	0.592	-2
Cumene	1.249	1.181	-5
1,1,2,2-Tetrachloroethane	0.587	0.527	-10
1,2,3-Trichloropropane	0.211	0.185	-10
Bromobenzene	0.533	0.458	-10
4-Ethyltoluene	1.545	1.371	-10
1,3,5-Trimethylbenzene	1.298	1.081	-20
Alpha Methyl Styrene	0.632	0.511	-20
1,2,4-Trimethylbenzene	1.343	1.041	-20
1,3-Dichlorobenzene	0.976	0.825	-20
1,4-Dichlorobenzene	0.961	0.862	-10
Benzyl chloride	0.793	0.921	16
1,2-Dichlorobenzene	0.847	0.754	-10
Hexachloroethane	0.488	0.438	-10
1,2,4-Trichlorobenzene	0.356	0.294	-20
Hexachlorobutadiene	0.377	0.303	-20

Quantitation Report (QT Reviewed)

Data Path : C:\MSDChem\1\DATA\SEP28\
Data File : CI0674.D
Acq On : 28 Sep 2005 16:41
Operator : RDG
Sample : VSTD010
Misc :
ALS Vial : 24 Sample Multiplier: 1

Quant Time: Sep 28 17:22:57 2005
Quant Method : C:\MSDCHEM\1\METHODS\ALLTO15.M
Quant Title :
QLast Update : Tue Sep 27 12:22:22 2005
Response via : Initial Calibration

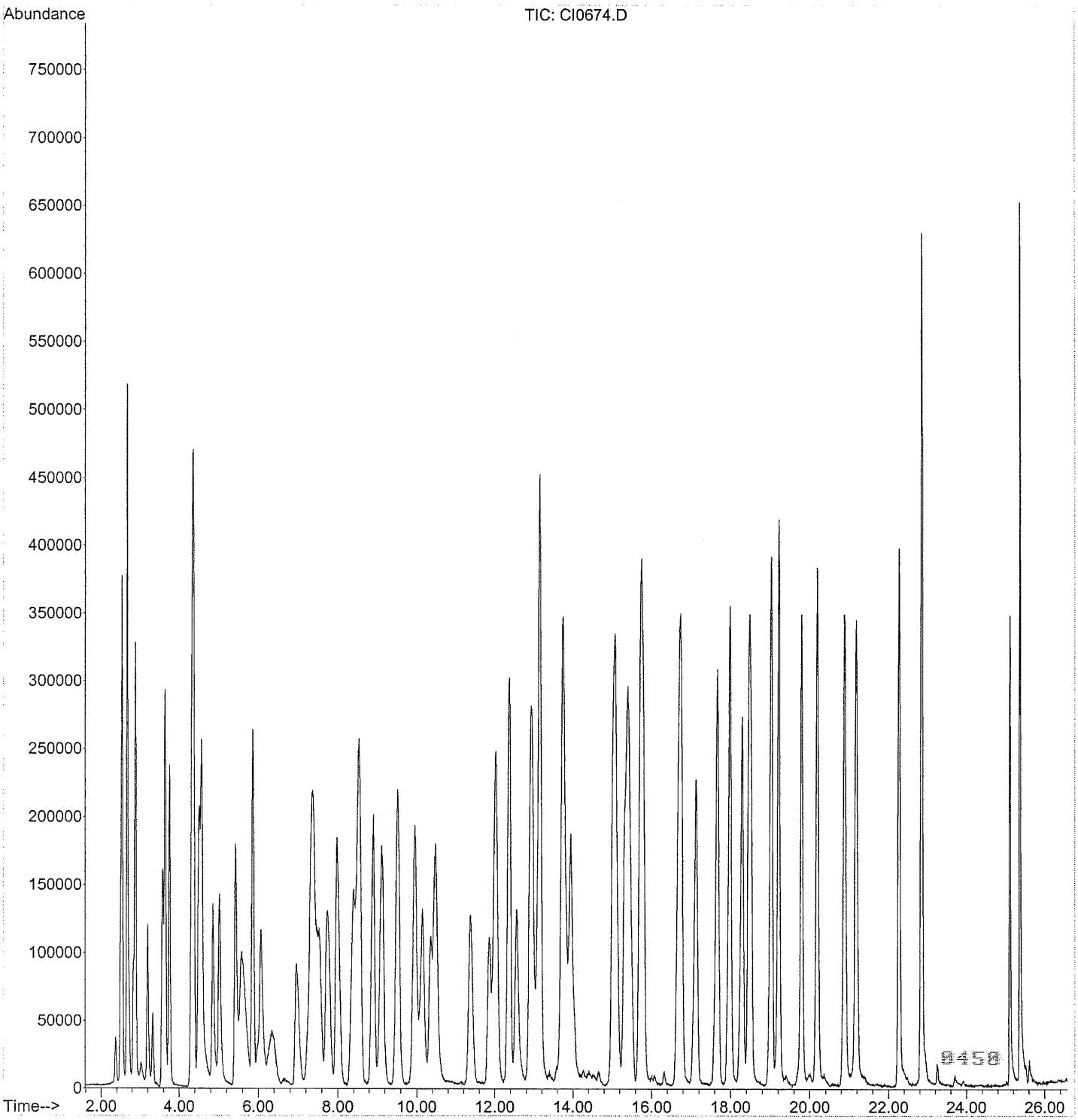

Quantitation Report (QT Reviewed)

Data Path : C:\MSDChem\1\DATA\SEP28\
Data File : CI0674.D
Acq On : 28 Sep 2005 16:41
Operator : RDG
Sample : VSTD010
Misc :
ALS Vial : 24 Sample Multiplier: 1

Quant Time: Sep 28 17:22:57 2005
Quant Method : C:\MSDCHEM\1\METHODS\ALLTO15.M
Quant Title :
QLast Update : Tue Sep 27 12:22:22 2005
Response via : Initial Calibration

Internal Standards	R.T.	QIon	Response	Conc	Units		Dev(Min)
1) Bromochloromethane	7.36	130	1861220	10.000			0.02
37) 1,4-Difluorobenzene	9.12	114	5733535	10.000			0.05
51) Chlorobenzene d5	15.02	117	5327876	10.000			0.02

Target Compounds							Qvalue
2) Propene	2.50	41	1035655	7.566	PPB		98
3) Dichlorodifluoromethane	2.53	85	2950621	7.555	PPB		99
4) Chlorodifluoromethane	2.55	51	2015531	7.164	PPB		99
5) Freon 114	2.67	85	3265703	7.705	PPB		98
6) Chloromethane	2.71	50	1552512	7.526	PPB		99
7) Vinyl Chloride	2.84	62	1172049	7.664	PPB		98
8) 1,3-Butadiene	2.88	54	1971690	7.597	PPB		99
9) Bromomethane	3.20	94	1159111	7.696	PPB		99
10) Chloroethane	3.32	64	557362	7.342	PPB		99
11) Dichlorofluoromethane	3.57	67	2282025	7.722	PPB		98
12) Trichlorofluoromethane	3.64	101	3560899	7.448	PPB		99
13) Pentane	3.75	43	2607498	7.814	PPB		99
14) Acrolein	4.29	56	359063m	9.919	PPB		
15) 1,1-Dichloroethene	4.32	61	2040738	7.756	PPB		97
16) Freon 113	4.36	103	1913613	8.067	PPB		97
17) Acetone	4.57	43	2065637	8.056	PPB	#	60
18) Methyl Iodide	4.51	142	4142914	8.309	PPB		97
19) Carbon Disulfide	4.58	76	3450809	7.791	PPB		98
20) Acetonitrile	4.86	41	2361240m	8.605	PPB		
21) 3-Chloropropene	4.86	76	544853	7.830	PPB	#	69
22) Methylene Chloride	5.02	84	1070955	8.436	PPB		99
23) tert-Butyl Alcohol	5.98	59	2023222m	8.259	PPB		
24) Acrylonitrile	5.55	53	1532015m	9.244	PPB		
25) trans-1,2-Dichloroethene	5.43	61	1747462	8.197	PPB		98
26) Methyl t-Butyl Ether	5.58	73	3191740m	8.340	PPB		
27) Hexane	5.86	57	2202409m	8.438	PPB		
28) 1,1-Dichloroethane	6.06	63	2263562	7.897	PPB		99
29) Vinyl Acetate	6.34	43	2964891m	9.708	PPB		
30) cis-1,2-Dichloroethene	6.96	61	1599980	7.702	PPB	#	70
31) 2-Butanone	7.27	72	517615m	10.159	PPB		
32) Ethyl Acetate	7.40	70	242980m	12.458	PPB		
33) Methyl Acrylate	7.38	55	2266066m	8.932	PPB		
34) Chloroform	7.54	83	2555505	8.250	PPB	#	81
35) 1,1,1-Trichloroethane	7.74	97	2846737	8.038	PPB		100
36) Carbon Tetrachloride	7.99	117	3294874	7.469	PPB		98
38) 1,2-Dichloroethane	8.45	62	1721265	8.710	PPB		98
39) Benzene	8.39	78	3701812	8.811	PPB		96
40) Isooctane	8.53	57	6603231	9.186	PPB		99
41) Heptane	8.90	43	2735307	8.612	PPB		98
42) Trichloroethene	9.52	130	2607122	8.031	PPB		98
43) Ethyl Acrylate	9.96	55	2893723	8.356	PPB	#	91
44) 1,2-Dichloropropane	9.94	63	1488931	8.264	PPB		95
45) Methyl Methacrylate	10.36	69	1231732	8.843	PPB		92
46) Dibromomethane	10.15	174	1931106	8.811	PPB		98
47) 1,4-Dioxane	10.46	88	522428m	7.834	PPB		
48) Bromodichloromethane	10.48	83	3016099	8.355	PPB		98

0451

Quantitation Report (QT Reviewed)

Data Path : C:\MSDChem\1\DATA\SEP28\
Data File : CI0674.D
Acq On : 28 Sep 2005 16:41
Operator : RDG
Sample : VSTD010
Misc :
ALS Vial : 24 Sample Multiplier: 1

Quant Time: Sep 28 17:22:57 2005
Quant Method : C:\MSDCHEM\1\METHODS\ALLTO15.M
Quant Title :
QLast Update : Tue Sep 27 12:22:22 2005
Response via : Initial Calibration

Internal Standards	R.T.	QIon	Response	Conc Units		Dev(Min)
49) cis-1,3-Dichloropropene	11.38	75	2232949	6.831 PPB	#	67
50) 4-Methyl-2-Pentanone	11.86	43	4027124	6.866 PPB	#	95
52) Toluene	12.03	91	6156233	7.660 PPB		100
53) Octane	12.37	43	4566509m	7.854 PPB		
54) trans-1,3-Dichloropropene	12.56	75	2046560	7.271 PPB		98
55) Ethyl Methacrylate	12.90	69	2246800m	7.363 PPB		
56) 1,1,2-Trichloroethane	12.93	97	2280961	7.110 PPB		98
57) Tetrachloroethene	13.15	166	3911259	7.490 PPB		98
58) 2-Hexanone	13.78	43	4268312	7.962 PPB	#	76
59) Dibromochloromethane	13.74	127	4114914	7.428 PPB		98
60) 1,2-Dibromoethane	13.95	107	4015839	7.554 PPB		99
61) Chlorobenzene	15.09	112	4422336	9.046 PPB		98
62) 1,1,1,2-Tetrachloroethane	15.34	131	2596085	8.715 PPB		99
63) Ethylbenzene	15.43	91	6216521	9.100 PPB		100
64) m/p-Xylene	15.74	91	9882673	18.091 PPB		98
65) o-Xylene	16.71	91	4909166	10.067 PPB		98
66) Styrene	16.76	104	4161226	10.306 PPB	#	100
67) Bromoform	17.13	173	3328310	10.392 PPB		100
68) Cumene	17.67	105	6604650	9.923 PPB		99
69) 1,1,2,2-Tetrachloroethane	18.46	83	2948036	9.428 PPB		100
70) 1,2,3-Trichloropropane	18.51	110	1032766	9.203 PPB		99
71) Bromobenzene	18.29	156	2586545	9.111 PPB		99
72) 4-Ethyltoluene	19.03	105	6937297	8.429 PPB		99
73) 1,3,5-Trimethylbenzene	19.22	105	5756908	8.326 PPB		98
74) Alpha Methyl Styrene	19.80	118	2858291	8.492 PPB		98
75) 1,2,4-Trimethylbenzene	20.19	105	5267460	7.360 PPB		98
76) 1,3-Dichlorobenzene	20.88	146	4394184	8.449 PPB		98
77) 1,4-Dichlorobenzene	21.18	146	4590013	8.962 PPB		95
78) Benzyl Chloride	16.71	91	4909166	11.626 PPB	#	100
79) 1,2-Dichlorobenzene	22.27	146	4015723	8.900 PPB		97
80) Hexachloroethane	22.85	117	2473071	9.505 PPB		96
81) 1,2,4-Trichlorobenzene	25.11	180	1564086	8.244 PPB		94
82) Hexachlorobutadiene	25.37	225	1535801	7.653 PPB		98

(#) = qualifier out of range (m) = manual integration (+) = signals summed

0452

Quantitation Report (Qedit)

Data Path : C:\MSDChem\1\DATA\SEP28\
Data File : CI0674.D
Acq On : 28 Sep 2005 16:41
Operator : RDG
Sample : VSTD010
Misc :
ALS Vial : 24 Sample Multiplier: 1

Quant Time: Sep 28 17:08:39 2005
Quant Method : C:\MSDCHEM\1\METHODS\ALLTO15.M
Quant Title :
QLast Update : Tue Sep 27 12:22:22 2005
Response via : Initial Calibration

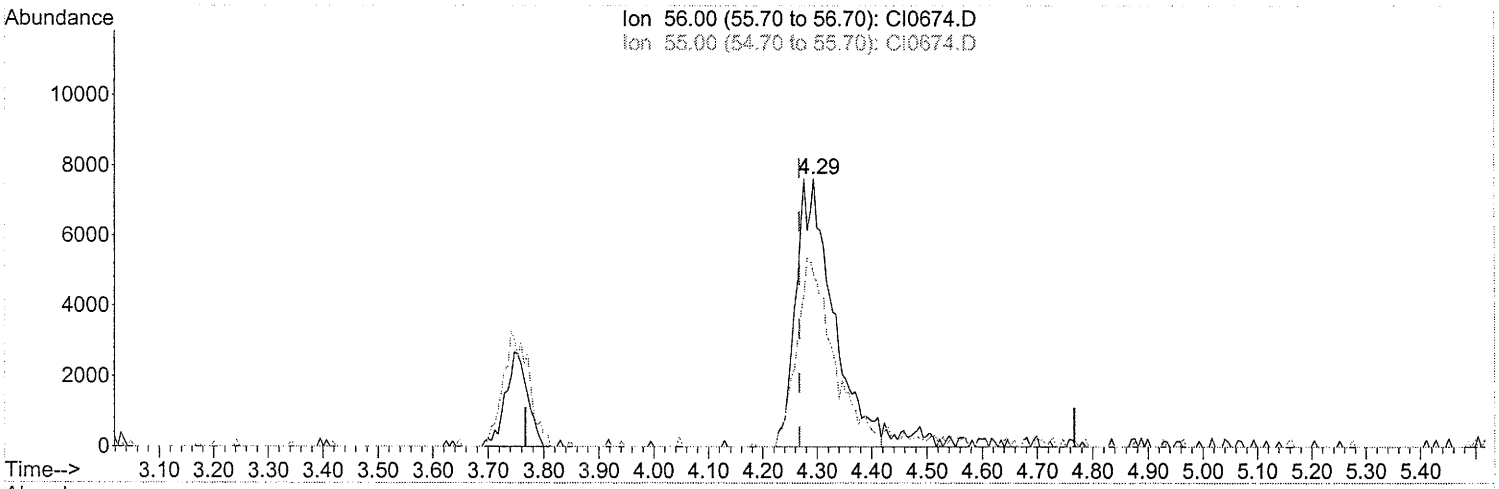

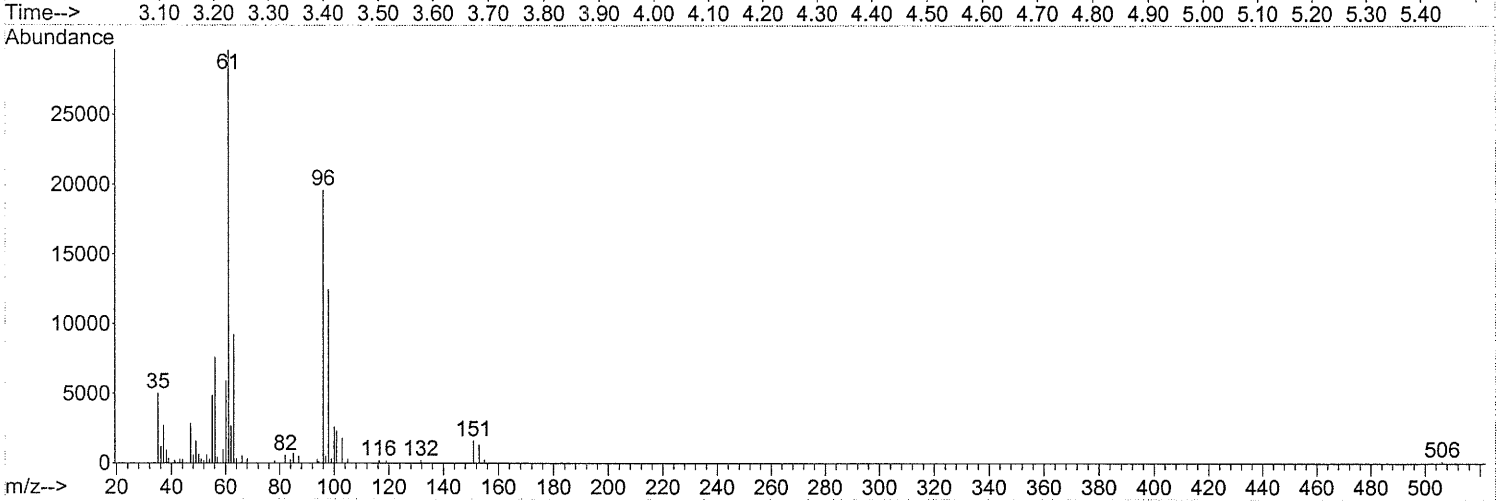

TIC: CI0674.D

(14) Acrolein

4.294min (+0.026) 9.92PPB m

response 359063

Ion	Exp%	Act%
56.00	100	100
55.00	62.80	57.36
0.00	0.00	0.00
0.00	0.00	0.00

Spot peak
9/27/05

9/28/05

0453

Quantitation Report (Qedit)

Data Path : C:\MSDChem\1\DATA\SEP28\
Data File : CI0674.D
Acq On : 28 Sep 2005 16:41
Operator : RDG
Sample : VSTD010
Misc :
ALS Vial : 24 Sample Multiplier: 1

Quant Time: Sep 28 17:08:39 2005
Quant Method : C:\MSDCHEM\1\METHODS\ALLTO15.M
Quant Title :
QLast Update : Tue Sep 27 12:22:22 2005
Response via : Initial Calibration

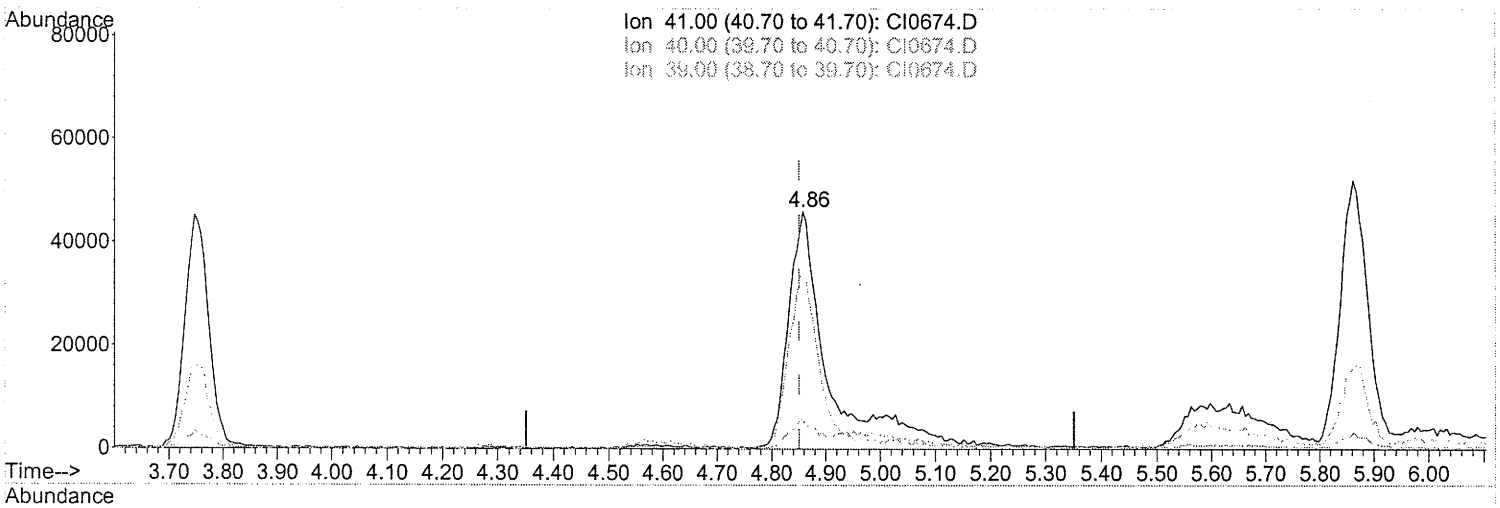

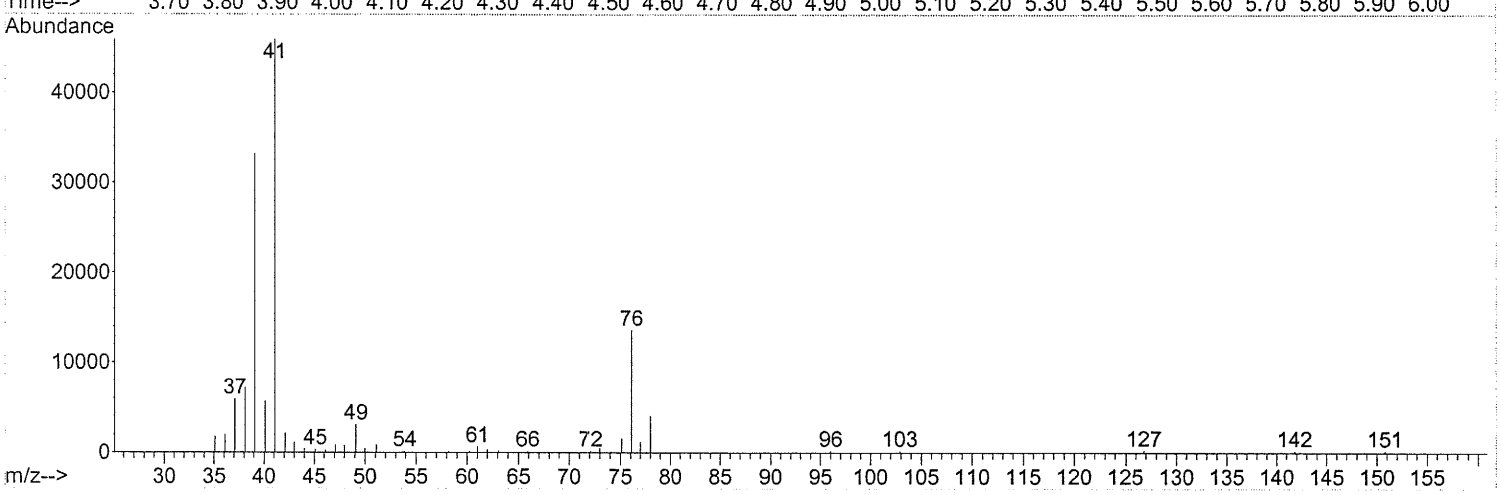

TIC: CI0674.D

(20) Acetonitrile

4.858min (+0.007) 8.61PPB m

response 2361240

Ion	Exp%	Act%
41.00	100	100
40.00	21.60	5.45#
39.00	58.50	53.15
0.00	0.00	0.00

Sam Tapert
9/29/05

9/29/05

B454

Quantitation Report (Qedit)

Data Path : C:\MSDChem\1\DATA\SEP28\
Data File : CI0674.D
Acq On : 28 Sep 2005 16:41
Operator : RDG
Sample : VSTD010
Misc :
ALS Vial : 24 Sample Multiplier: 1

Quant Time: Sep 28 17:08:39 2005
Quant Method : C:\MSDCHEM\1\METHODS\ALLTO15.M
Quant Title :
QLast Update : Tue Sep 27 12:22:22 2005
Response via : Initial Calibration

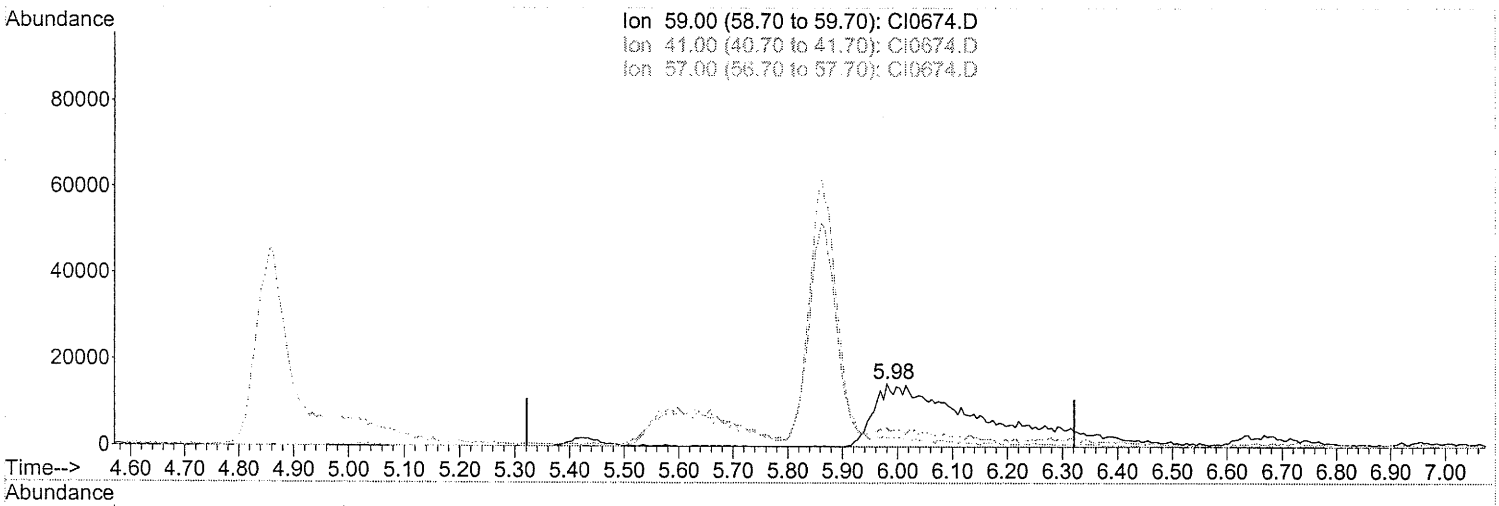

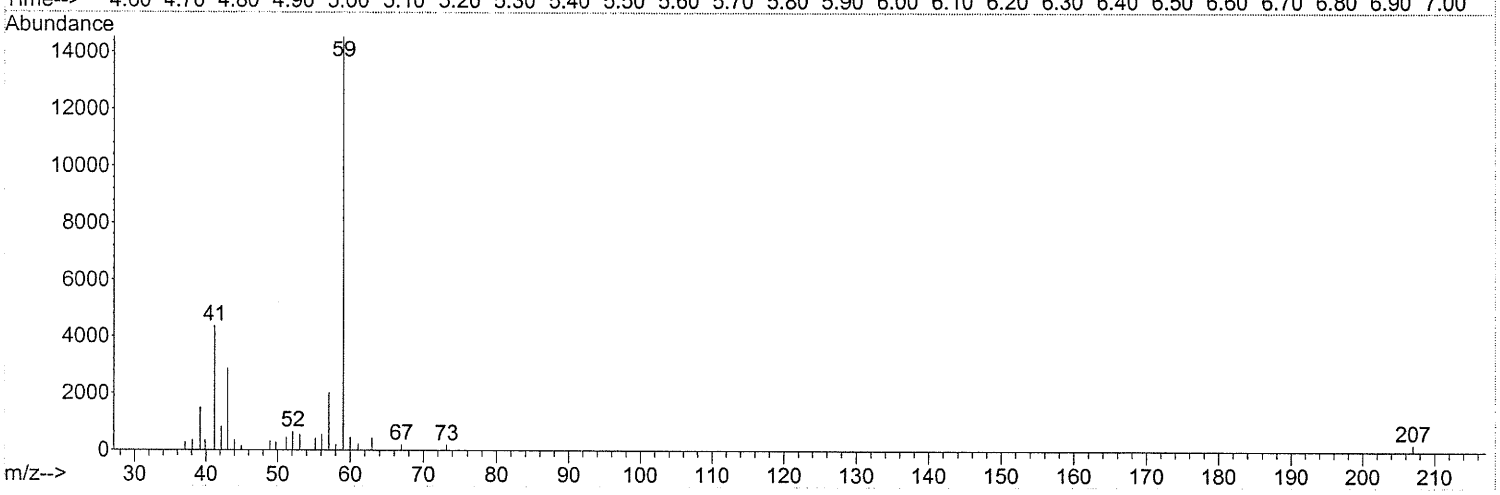

TIC: CI0674.D

(23) tert-Butyl Alcohol

5.980min (+0.159) 8.26PPB m

response 2023222

Ion	Exp%	Act%
59.00	100	100
41.00	0.00	0.00
57.00	0.00	0.00
0.00	0.00	0.00

9/29/05

9/29/05

8455

Quantitation Report (Qedit)

Data Path : C:\MSDChem\1\DATA\SEP28\
Data File : CI0674.D
Acq On : 28 Sep 2005 16:41
Operator : RDG
Sample : VSTD010
Misc :
ALS Vial : 24 Sample Multiplier: 1

Quant Time: Sep 28 17:08:39 2005
Quant Method : C:\MSDCHEM\1\METHODS\ALLTO15.M
Quant Title :
QLast Update : Tue Sep 27 12:22:22 2005
Response via : Initial Calibration

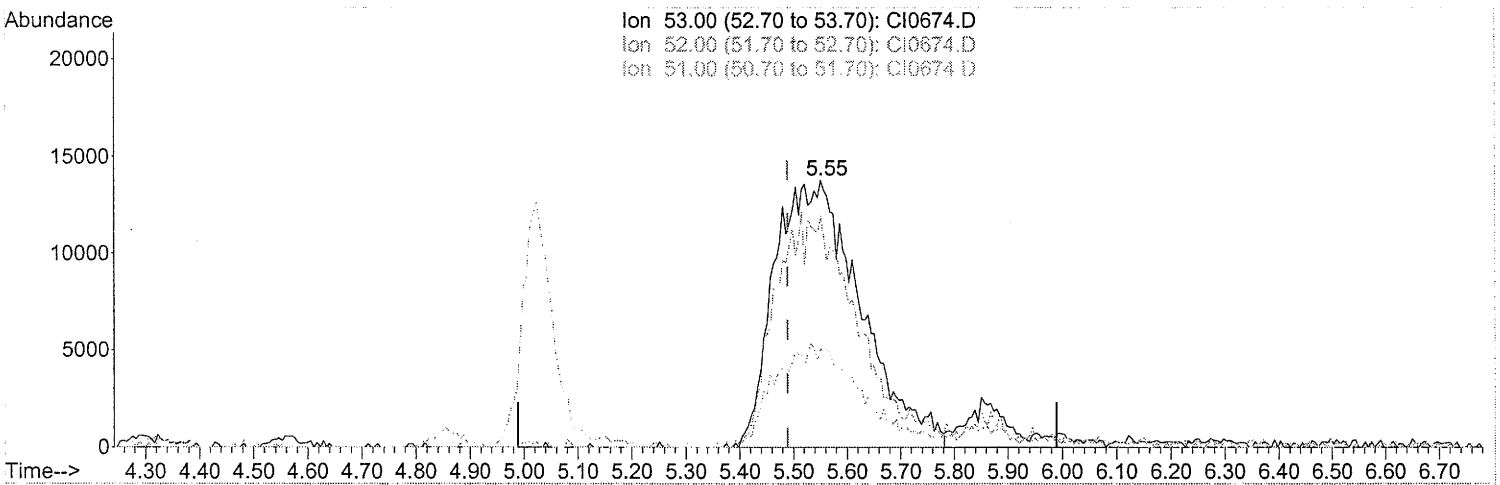

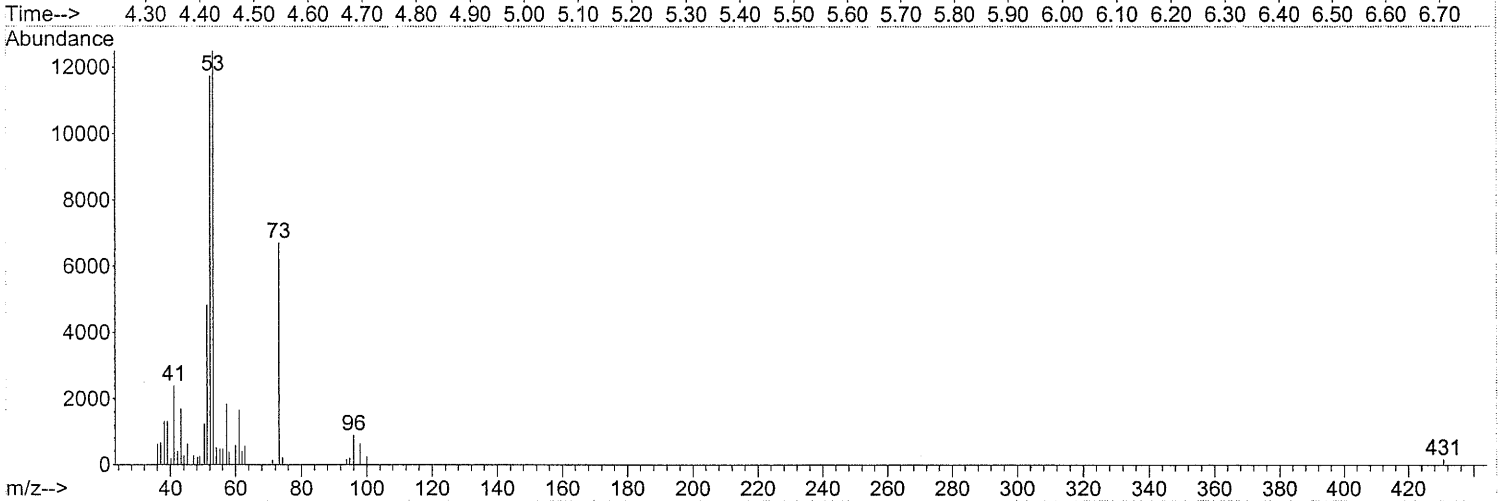

TIC: CI0674.D

(24) Acrylonitrile

5.551min (+0.062) 9.24PPB m

response 1532015

Ion	Exp%	Act%
53.00	100	100
52.00	83.10	79.35
51.00	36.80	4.31#
0.00	0.00	0.00

8456

Quantitation Report (Qedit)

Data Path : C:\MSDChem\1\DATA\SEP28\
Data File : CI0674.D
Acq On : 28 Sep 2005 16:41
Operator : RDG
Sample : VSTD010
Misc :
ALS Vial : 24 Sample Multiplier: 1

Quant Time: Sep 28 17:08:39 2005
Quant Method : C:\MSDCHEM\1\METHODS\ALLTO15.M
Quant Title :
QLast Update : Tue Sep 27 12:22:22 2005
Response via : Initial Calibration

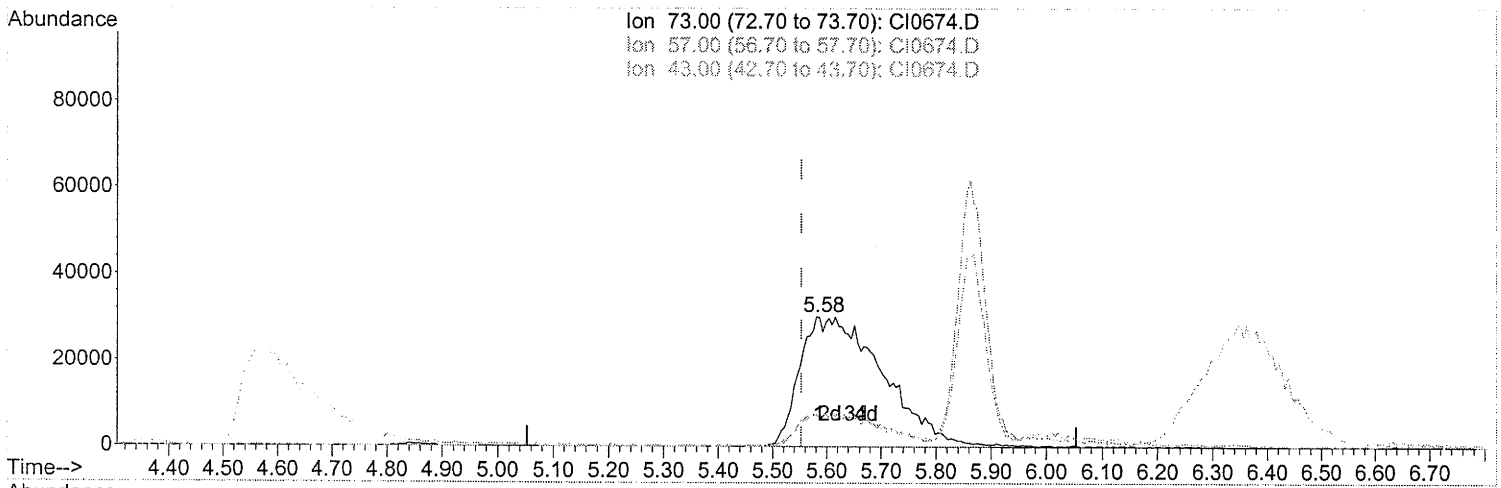

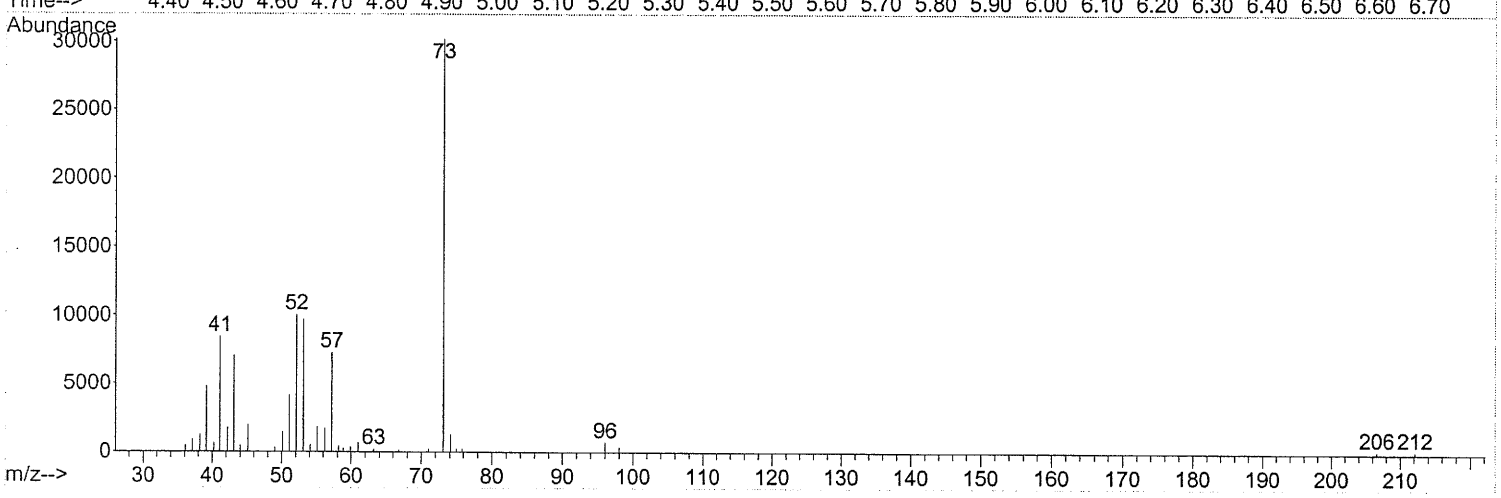

TIC: CI0674.D

(26) Methyl t-Butyl Ether

5.581min (+0.028) 8.34PPB m

response 3191740

Ion	Exp%	Act%
73.00	100	100
57.00	25.80	0.00#
43.00	27.70	0.00#
0.00	0.00	0.00

Scott Parker
9/29/05
9/29/05

Quantitation Report (Qedit)

Data Path : C:\MSDChem\1\DATA\SEP28\
Data File : CI0674.D
Acq On : 28 Sep 2005 16:41
Operator : RDG
Sample : VSTD010
Misc :
ALS Vial : 24 Sample Multiplier: 1

Quant Time: Sep 28 17:08:39 2005
Quant Method : C:\MSDCHEM\1\METHODS\ALLTO15.M
Quant Title :
QLast Update : Tue Sep 27 12:22:22 2005
Response via : Initial Calibration

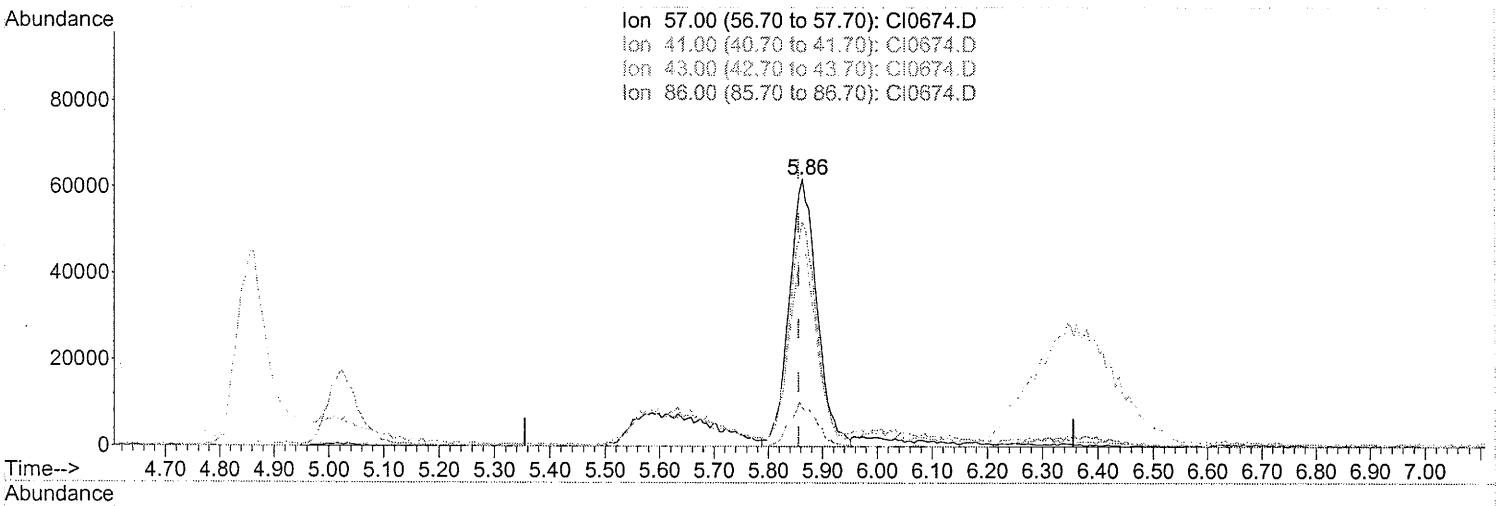

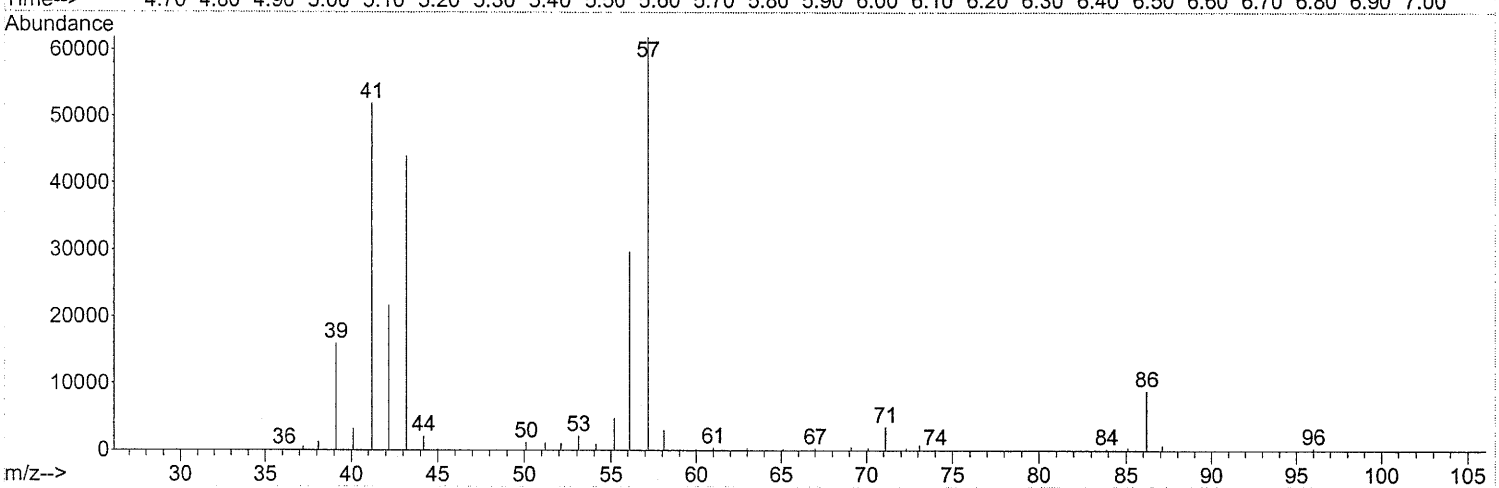

TIC: CI0674.D

(27) Hexane

5.863min (+0.007) 8.44PPB m

response 2202409

Ion	Exp%	Act%
57.00	100	100
41.00	98.70	75.40#
43.00	80.20	67.90
86.00	13.40	15.78

Smark

Knison 9/29/05

form 203 9/21/06

Quantitation Report (Qedit)

Data Path : C:\MSDChem\1\DATA\SEP28\
Data File : CI0674.D
Acq On : 28 Sep 2005 16:41
Operator : RDG
Sample : VSTD010
Misc :
ALS Vial : 24 Sample Multiplier: 1

Quant Time: Sep 28 17:08:39 2005
Quant Method : C:\MSDCHEM\1\METHODS\ALLTO15.M
Quant Title :
QLast Update : Tue Sep 27 12:22:22 2005
Response via : Initial Calibration

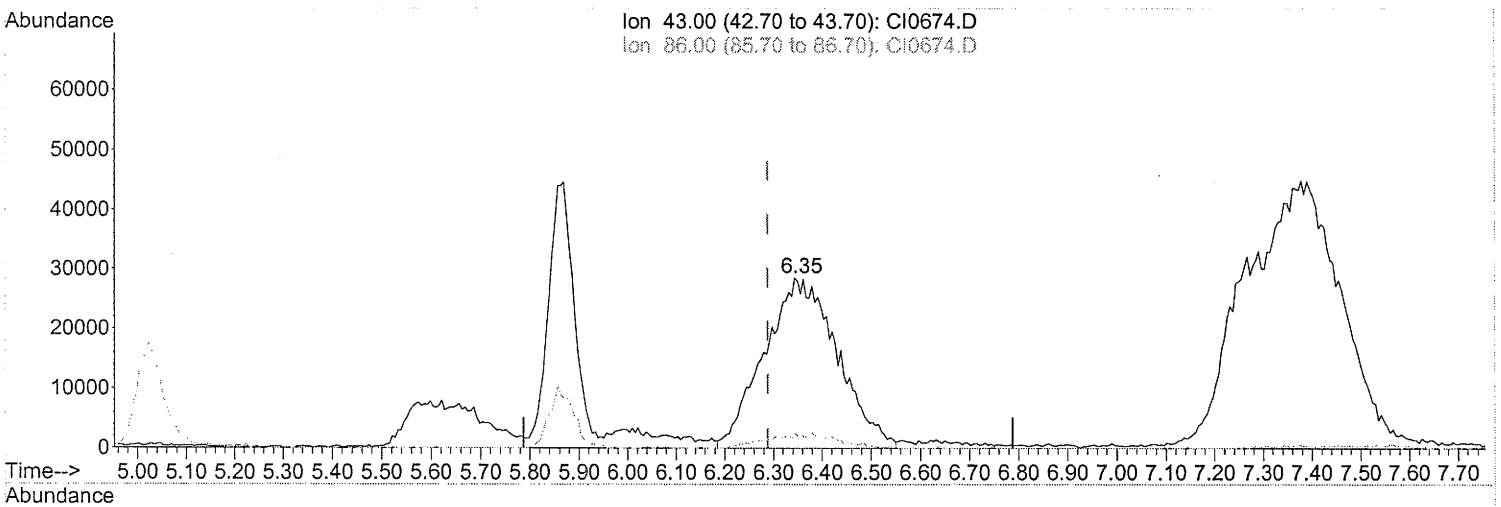

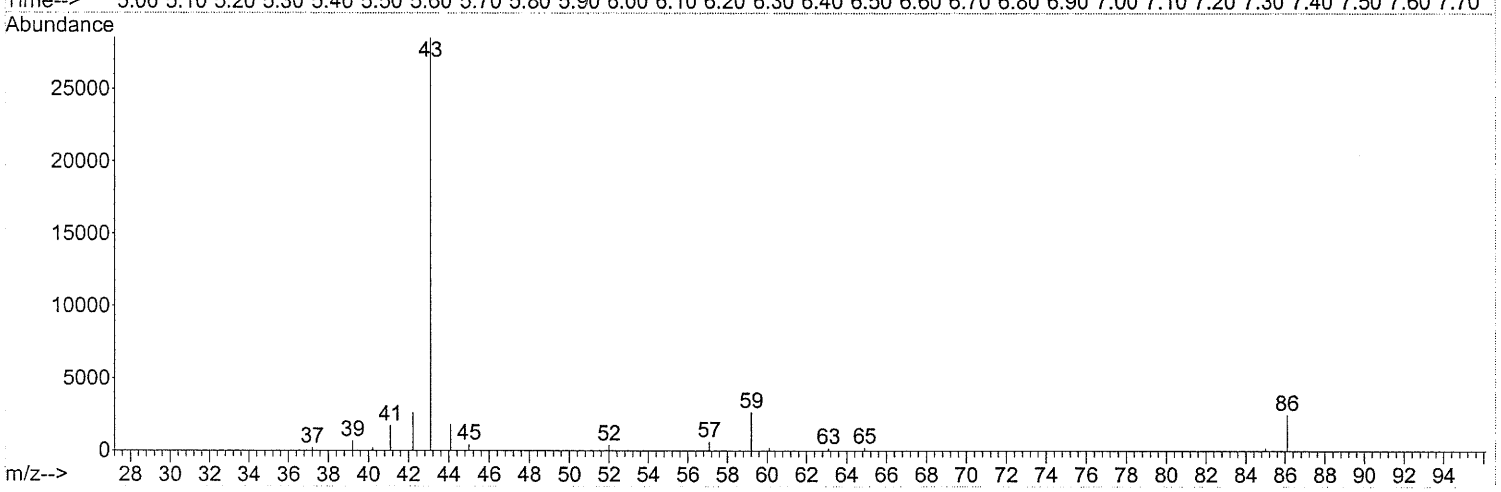

TIC: CI0674.D

(29) Vinyl Acetate

6.344min (+0.057) 9.71PPB m

response 2964891

Ion	Exp%	Act%
43.00	100	100
86.00	7.80	0.00#
0.00	0.00	0.00
0.00	0.00	0.00

Sent pack
[illegible] 9/29/05

[illegible] 9/28/05

Quantitation Report (Qedit)

Data Path : C:\MSDChem\1\DATA\SEP28\
Data File : CI0674.D
Acq On : 28 Sep 2005 16:41
Operator : RDG
Sample : VSTD010
Misc :
ALS Vial : 24 Sample Multiplier: 1

Quant Time: Sep 28 17:08:39 2005
Quant Method : C:\MSDCHEM\1\METHODS\ALLTO15.M
Quant Title :
QLast Update : Tue Sep 27 12:22:22 2005
Response via : Initial Calibration

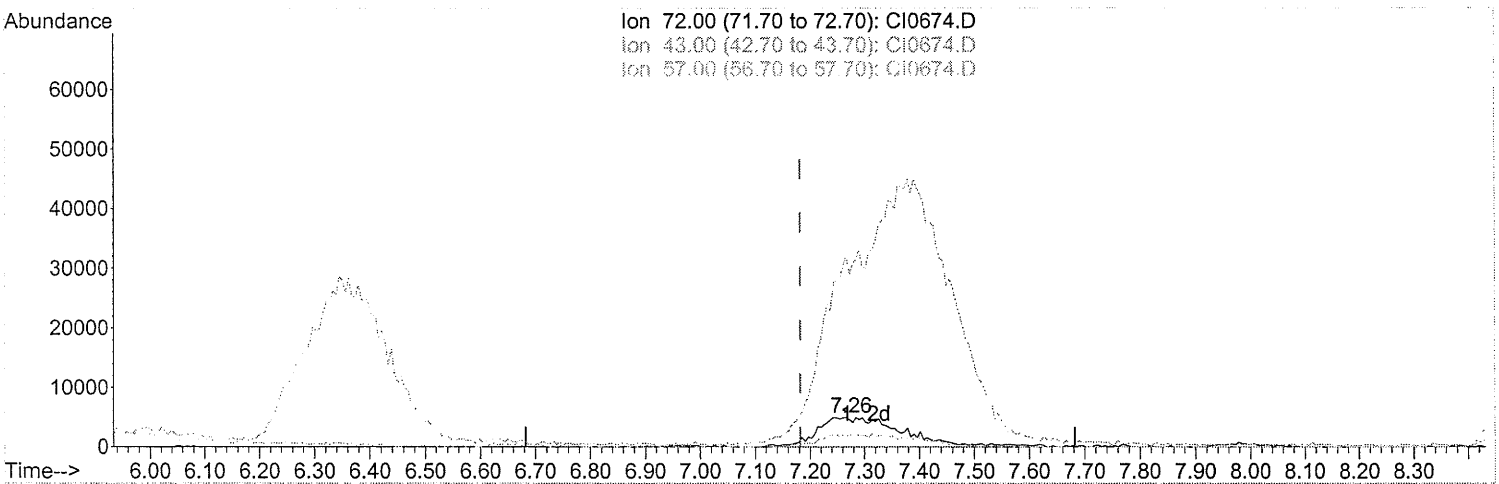

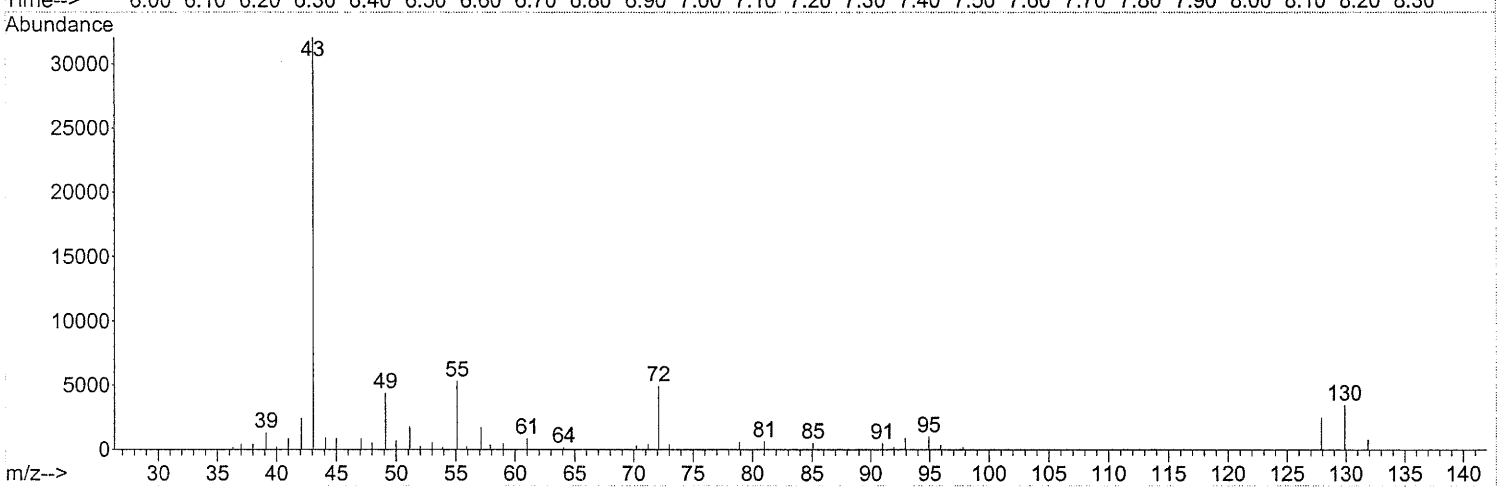

TIC: CI0674.D

(31) 2-Butanone

7.267min (+0.085) 10.16PPB m

response 517615

Ion	Exp%	Act%
72.00	100	100
43.00	0.00	0.00
57.00	0.00	0.00
0.00	0.00	0.00

Snapback
MAISEY 9/29/05

Quantitation Report (Qedit)

Data Path : C:\MSDChem\1\DATA\SEP28\
Data File : CI0674.D
Acq On : 28 Sep 2005 16:41
Operator : RDG
Sample : VSTD010
Misc :
ALS Vial : 24 Sample Multiplier: 1

Quant Time: Sep 28 17:08:39 2005
Quant Method : C:\MSDCHEM\1\METHODS\ALLTO15.M
Quant Title :
QLast Update : Tue Sep 27 12:22:22 2005
Response via : Initial Calibration

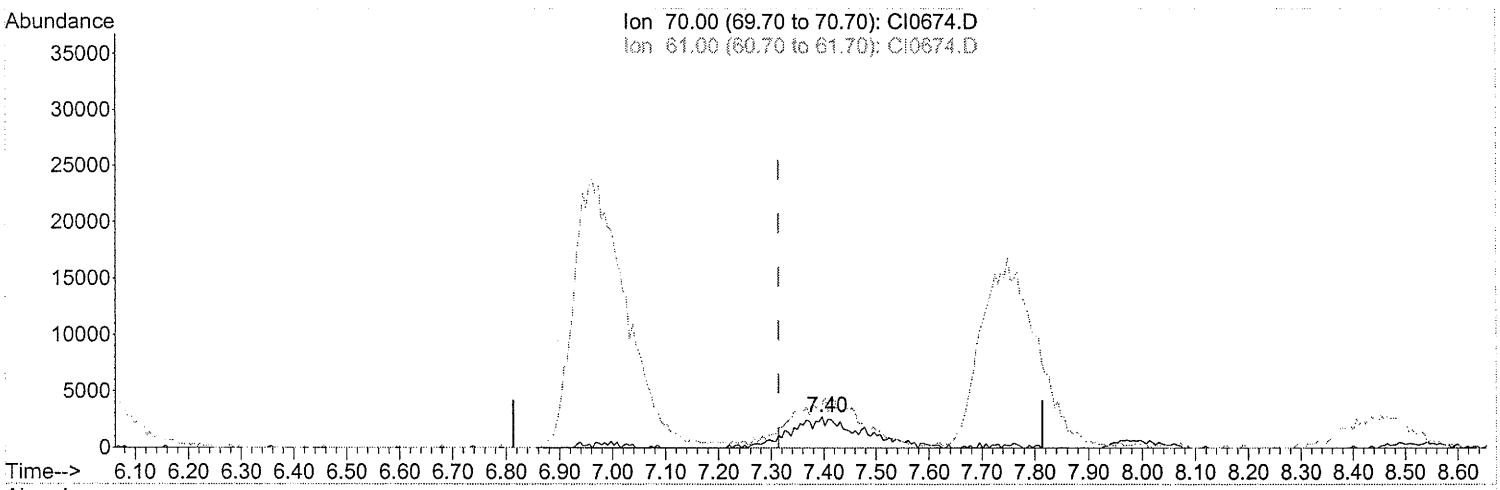

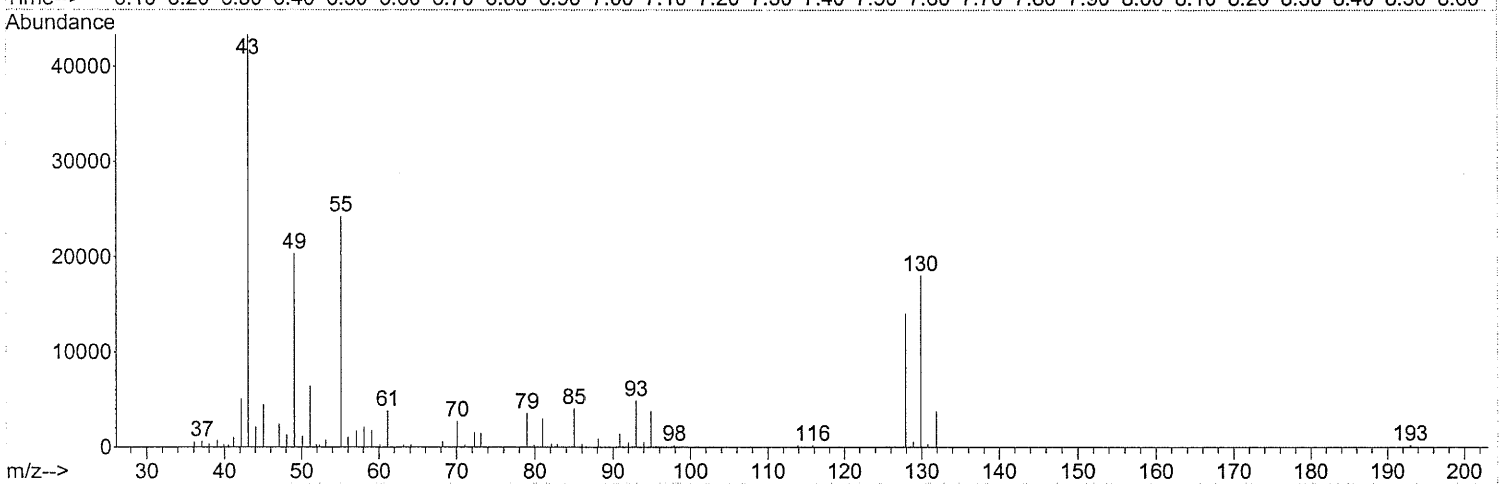

TIC: CI0674.D

(32) Ethyl Acetate

7.396min (+0.082) 12.46PPB m

response 242980

Ion	Exp%	Act%
70.00	100	100
61.00	0.00	139.92#
0.00	0.00	0.00
0.00	0.00	0.00

Surrogate
9/29/05

Quantitation Report (Qedit)

Data Path : C:\MSDChem\1\DATA\SEP28\
Data File : CI0674.D
Acq On : 28 Sep 2005 16:41
Operator : RDG
Sample : VSTD010
Misc :
ALS Vial : 24 Sample Multiplier: 1

Quant Time: Sep 28 17:08:39 2005
Quant Method : C:\MSDCHEM\1\METHODS\ALLTO15.M
Quant Title :
QLast Update : Tue Sep 27 12:22:22 2005
Response via : Initial Calibration

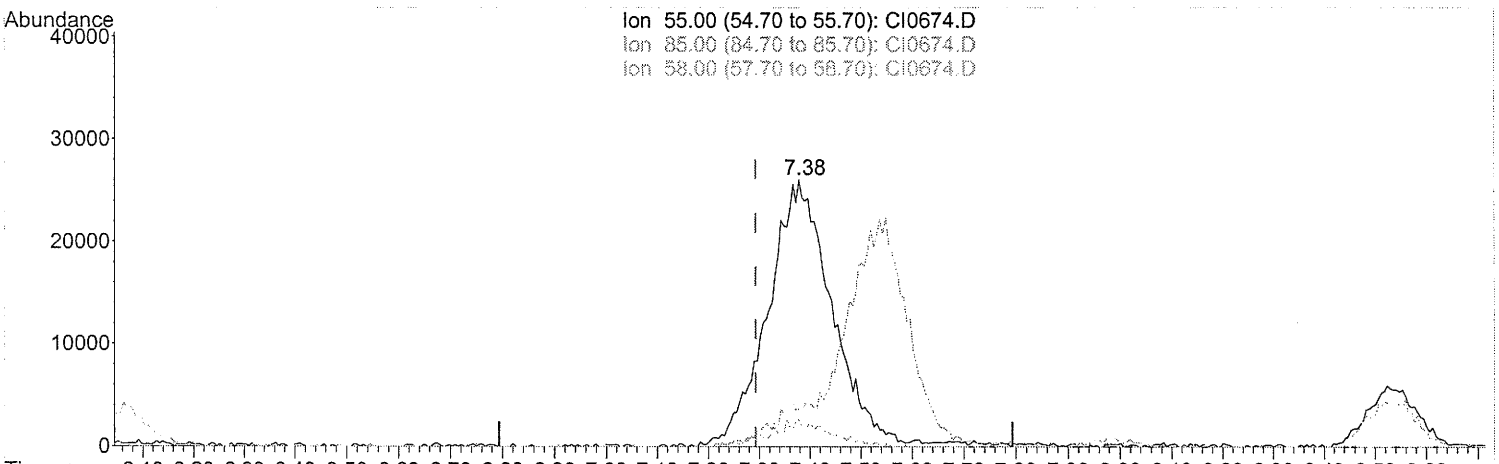

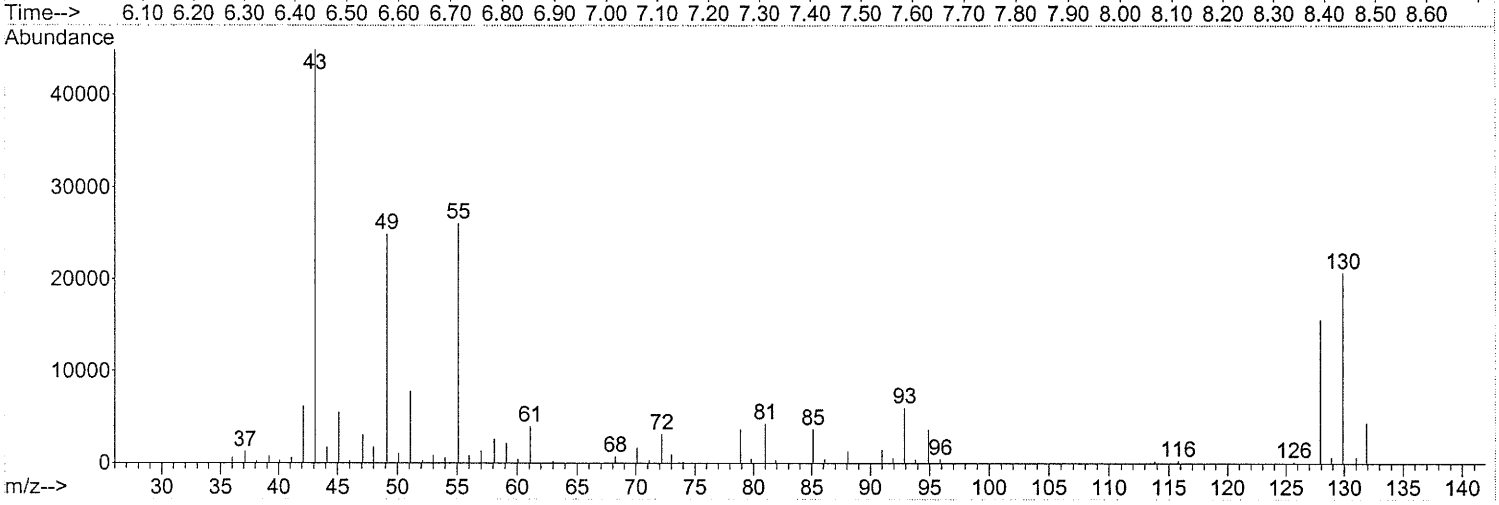

TIC: CI0674.D

(33) Methyl Acrylate

7.378min (+0.085) 8.93PPB m

response 2266066

Ion	Exp%	Act%
55.00	100	100
85.00	14.70	0.00#
58.00	7.80	0.00#
0.00	0.00	0.00

Second peak
4/24/06

4/24/06

Quantitation Report (Qedit)

Data Path : C:\MSDChem\1\DATA\SEP28\
Data File : CI0674.D
Acq On : 28 Sep 2005 16:41
Operator : RDG
Sample : VSTD010
Misc :
ALS Vial : 24 Sample Multiplier: 1

Quant Time: Sep 28 17:08:39 2005
Quant Method : C:\MSDCHEM\1\METHODS\ALLTO15.M
Quant Title :
QLast Update : Tue Sep 27 12:22:22 2005
Response via : Initial Calibration

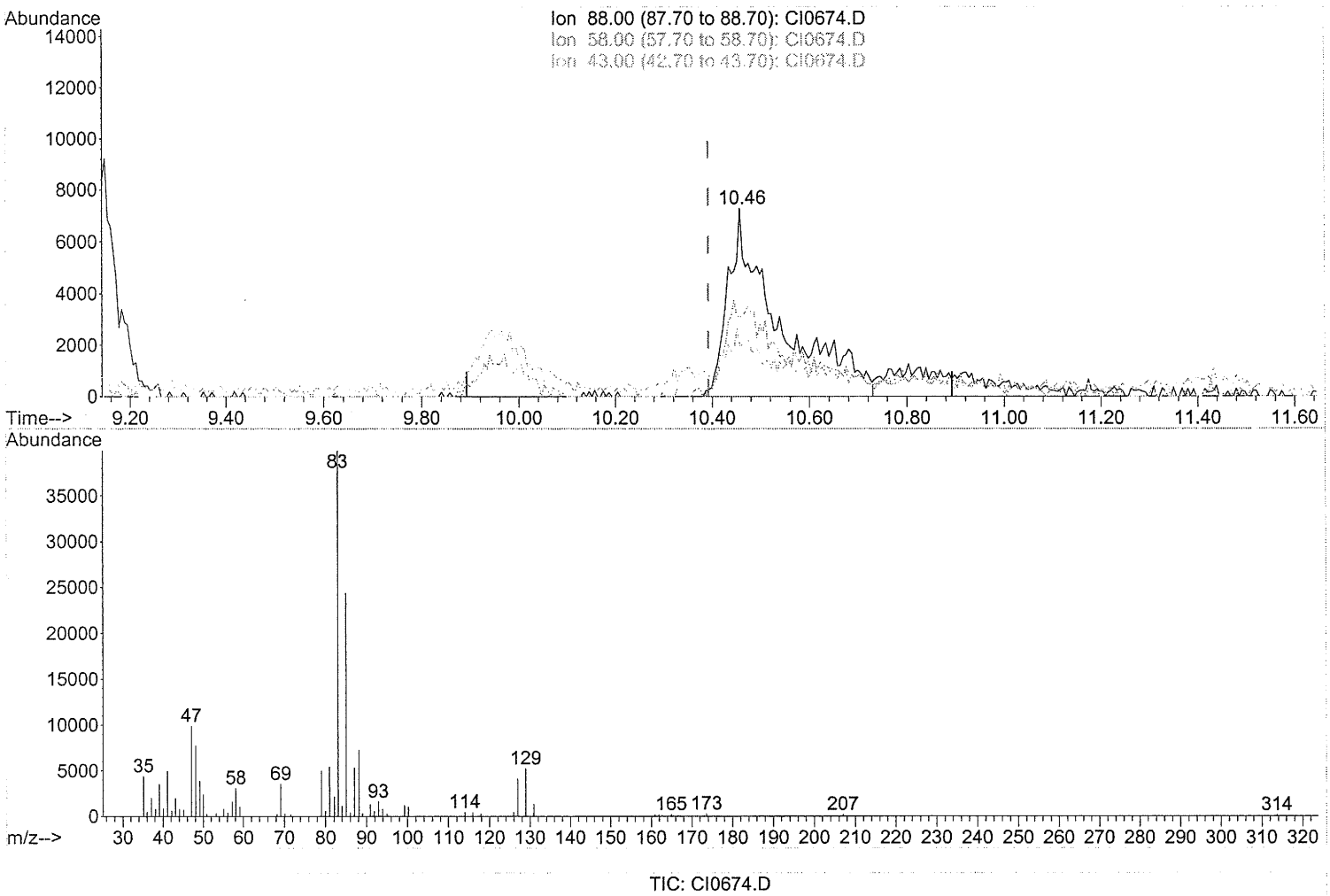

TIC: CI0674.D

(47) 1,4-Dioxane

10.457min (+0.065) 7.83PPB m

response 522428

Ion	Exp%	Act%
88.00	100	100
58.00	63.20	13.43#
43.00	2.30	0.00#
0.00	0.00	0.00

Quantitation Report (Qedit)

Data Path : C:\MSDChem\1\DATA\SEP28\
Data File : CI0674.D
Acq On : 28 Sep 2005 16:41
Operator : RDG
Sample : VSTD010
Misc :
ALS Vial : 24 Sample Multiplier: 1

Quant Time: Sep 28 17:08:39 2005
Quant Method : C:\MSDCHEM\1\METHODS\ALLTO15.M
Quant Title :
QLast Update : Tue Sep 27 12:22:22 2005
Response via : Initial Calibration

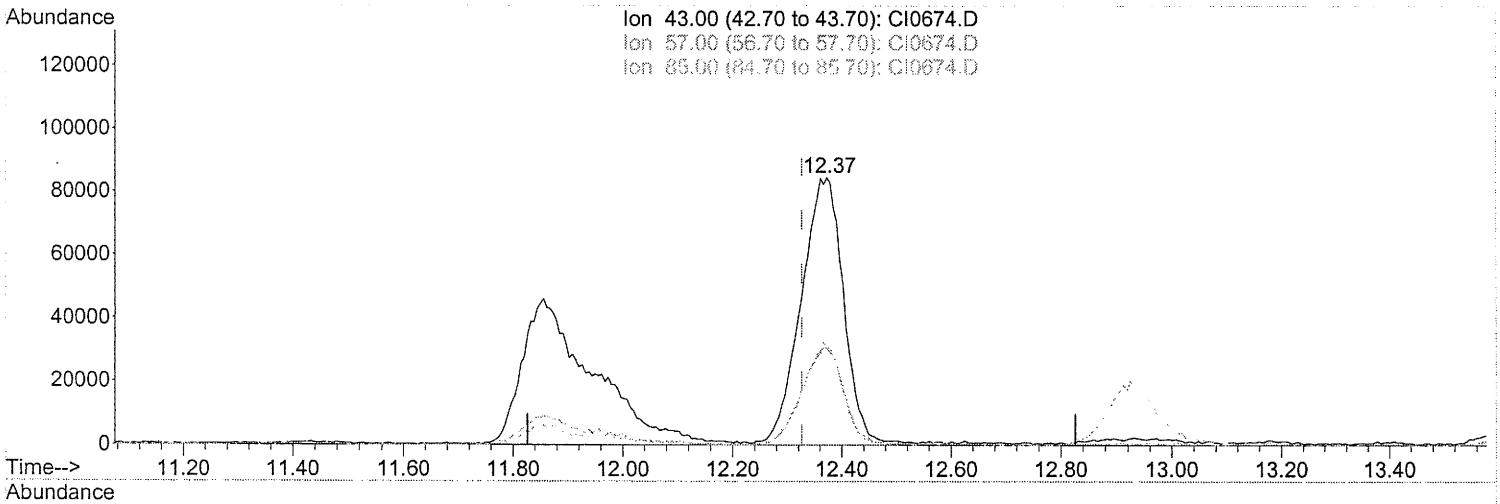

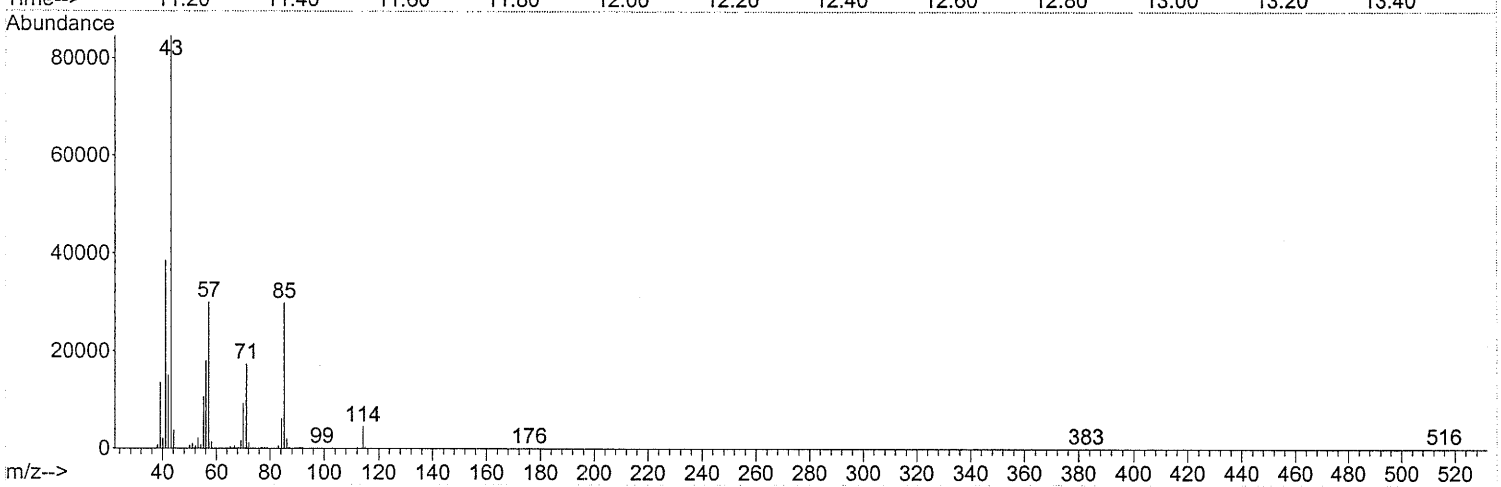

TIC: CI0674.D

(53) Octane

12.373min (+0.046) 7.85PPB m

response 4566509

Ion	Exp%	Act%
43.00	100	100
57.00	35.40	35.31
85.00	35.90	35.34
0.00	0.00	0.00

Sm2 peak
AM 1807
9/29/05
AM 1807 9/28/05 8464

Quantitation Report (Qedit)

Data Path : C:\MSDChem\1\DATA\SEP28\
Data File : CI0674.D
Acq On : 28 Sep 2005 16:41
Operator : RDG
Sample : VSTD010
Misc :
ALS Vial : 24 Sample Multiplier: 1

Quant Time: Sep 28 17:08:39 2005
Quant Method : C:\MSDCHEM\1\METHODS\ALLTO15.M
Quant Title :
QLast Update : Tue Sep 27 12:22:22 2005
Response via : Initial Calibration

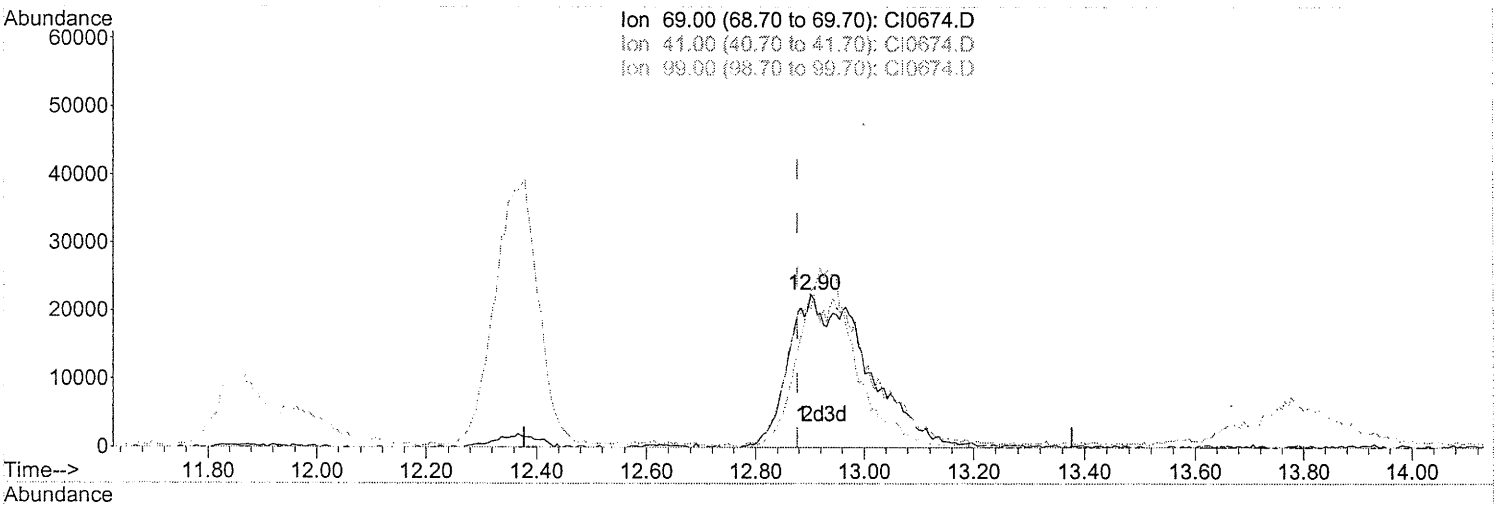

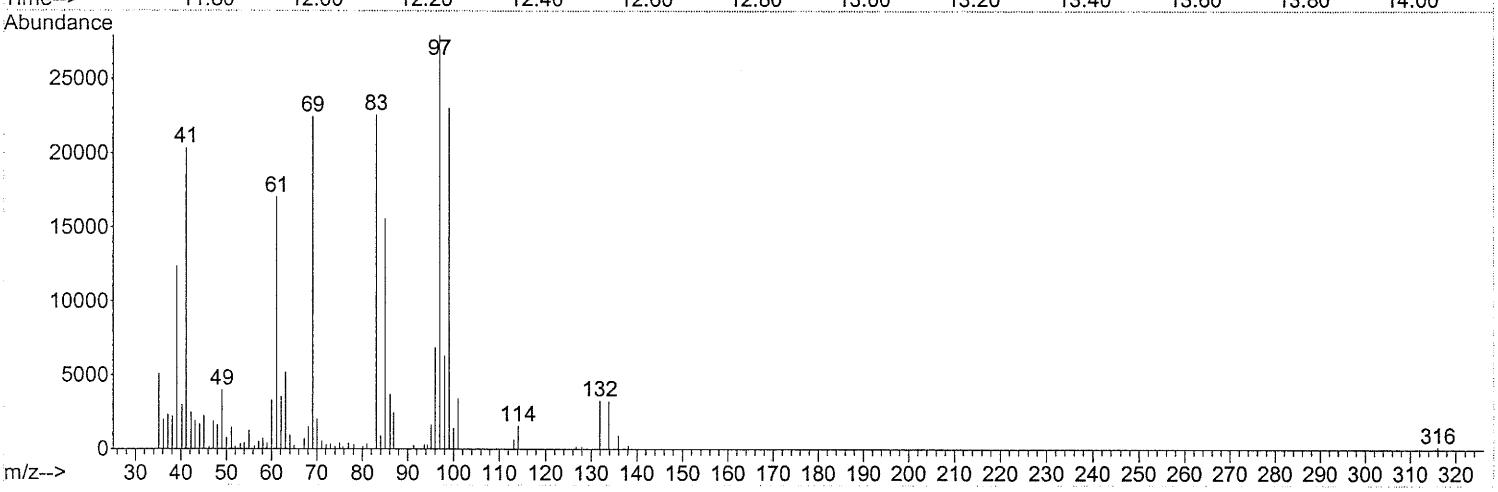

TIC: CI0674.D

(55) Ethyl Methacrylate

12.902min (+0.024) 7.36PPB m

response 2246800

Ion	Exp%	Act%
69.00	100	100
41.00	97.60	0.00#
99.00	0.00	0.00
0.00	0.00	0.00

0465

Raw QC Data

Quantitation Report (Not Reviewed)

Data Path : C:\MSDCHEM\1\DATA\SEP25\
Data File : CI0551.D
Acq On : 25 Sep 2005 9:09
Operator : JBS
Sample : BFB
Misc :
ALS Vial : 20 Sample Multiplier: 1

Quant Time: Sep 25 09:18:17 2005
Quant Method : C:\MSDCHEM\1\METHODS\BFB5973.M
Quant Title :
QLast Update : Thu Feb 17 14:59:05 2005
Response via : Initial Calibration

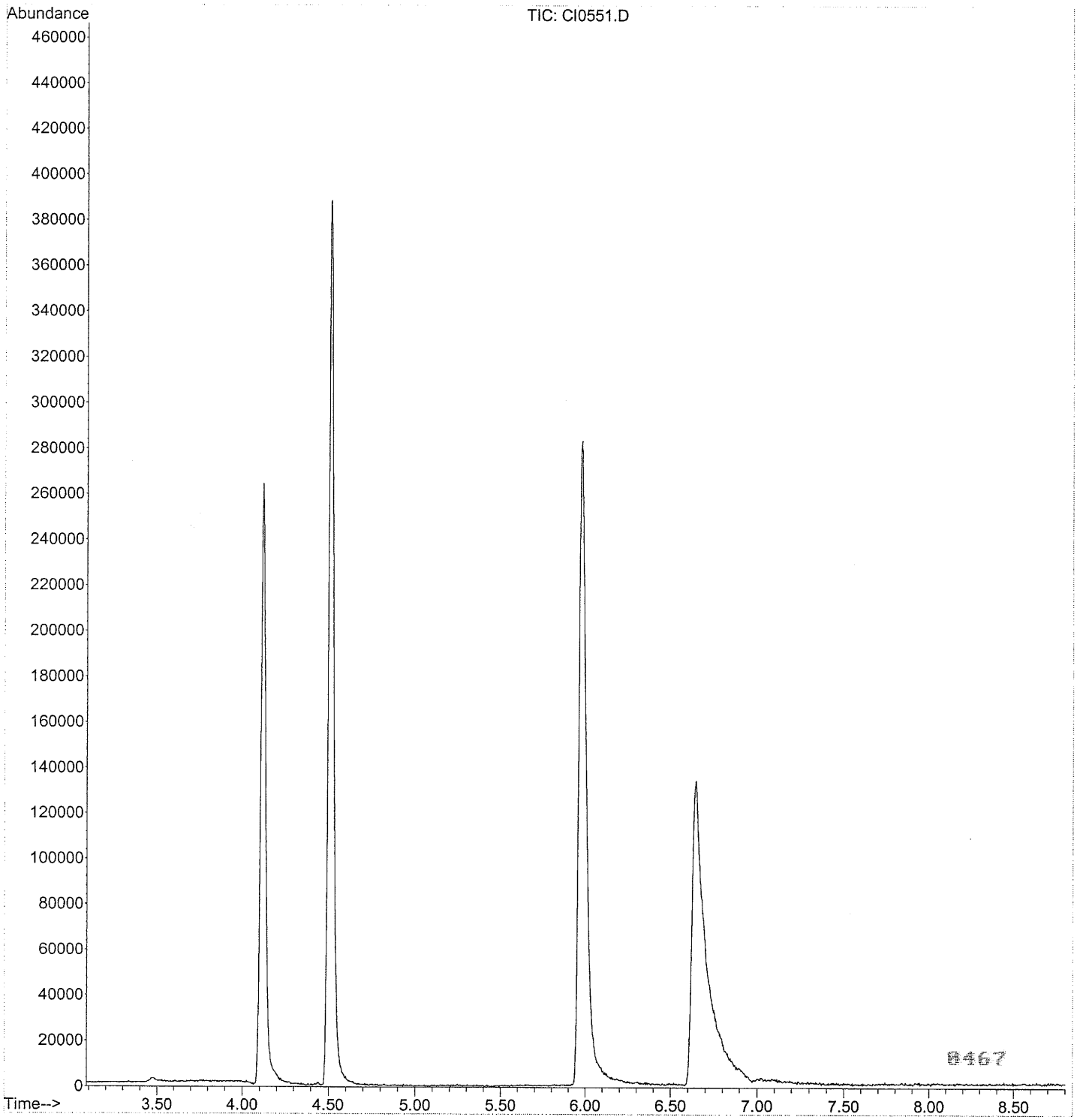

Quantitation Report (Not Reviewed)

Data Path : C:\MSDCHEM\1\DATA\SEP25\
Data File : CI0551.D
Acq On : 25 Sep 2005 9:09
Operator : JBS
Sample : BFB
Misc :
ALS Vial : 20 Sample Multiplier: 1

Quant Time: Sep 25 09:18:17 2005
Quant Method : C:\MSDCHEM\1\METHODS\BFB5973.M
Quant Title :
QLast Update : Thu Feb 17 14:59:05 2005
Response via : Initial Calibration

Internal Standards	R.T.	QIon	Response	Conc Units	Dev(Min)

Target Compounds					Qvalue
1) BFB	6.64	95	1422185	No Calib	

(#) = qualifier out of range (m) = manual integration (+) = signals summed

0468

BFB 624 Results

C:\MSDCHEM\1\DATA\SEP25\CI0551.D Sun Sep 25 09:18:19 2005

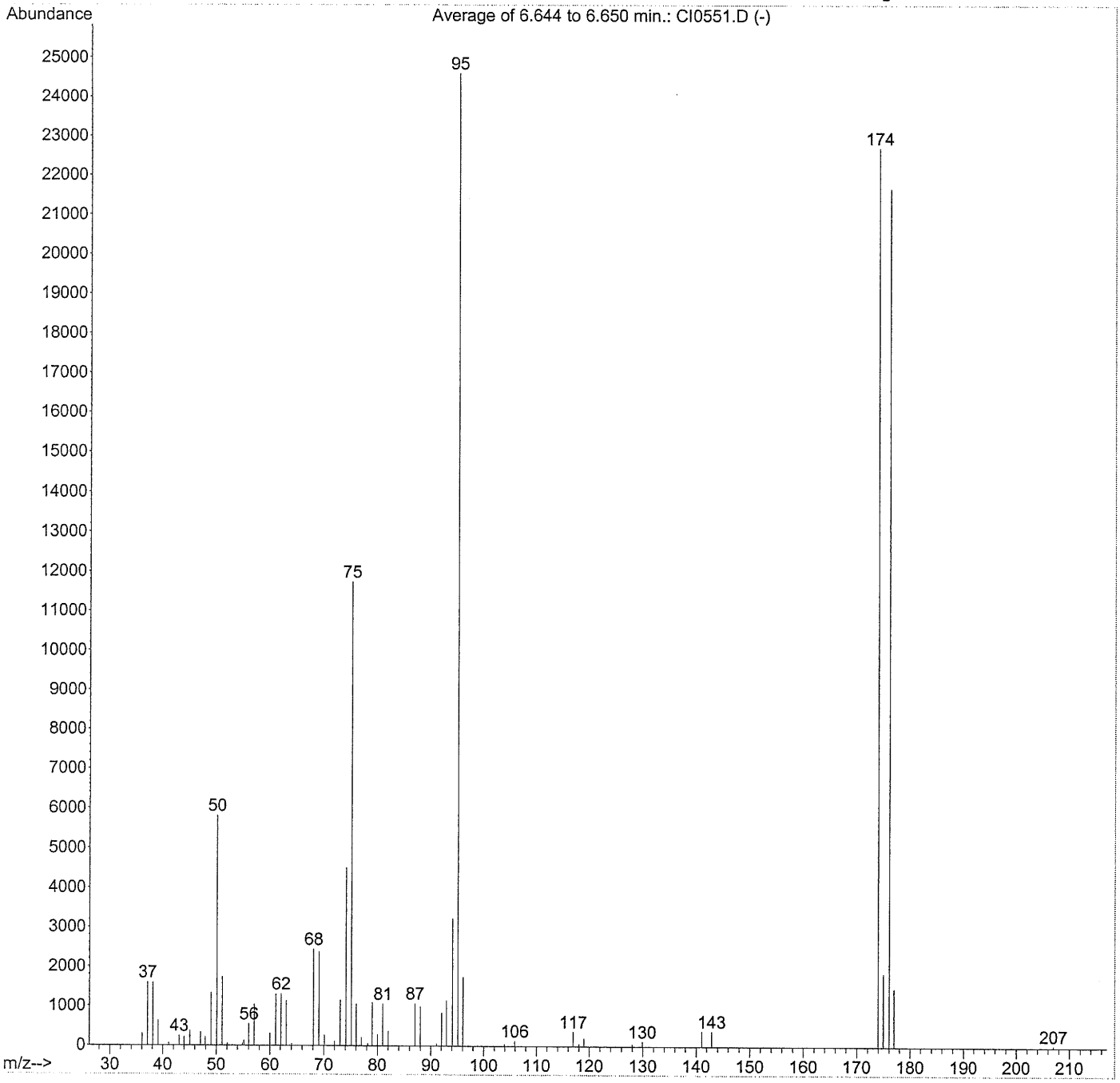

Peak Apex is scan: 1111
Average of 3 scans: 1110,1111,1112 minus background scan 1090

Target Mass	Comparison Mass	Lower Limit,%	Upper Limit,%	Relative Abundance,%	Result Pass/Fail
50	95	15	40	23.7	PASS
75	95	30	60	47.7	PASS
95	95	100	100	100.0	PASS
96	95	5	9	7.1	PASS
173	174	0	2	0.0	PASS
174	95	50	100	92.4	PASS
175	174	5	9	8.2	PASS
176	174	95	101	95.5	PASS
177	176	5	9	6.8	PASS

0469

Quantitation Report (Not Reviewed)

Data Path : C:\MSDCHEM\1\DATA\SEP26\
Data File : CI060Y.D
Acq On : 26 Sep 2005 9:40
Operator : JBS
Sample : BFB
Misc :
ALS Vial : 19 Sample Multiplier: 1

Quant Time: Sep 26 09:49:13 2005
Quant Method : C:\MSDCHEM\1\METHODS\BFB5973.M
Quant Title :
QLast Update : Thu Feb 17 14:59:05 2005
Response via : Initial Calibration

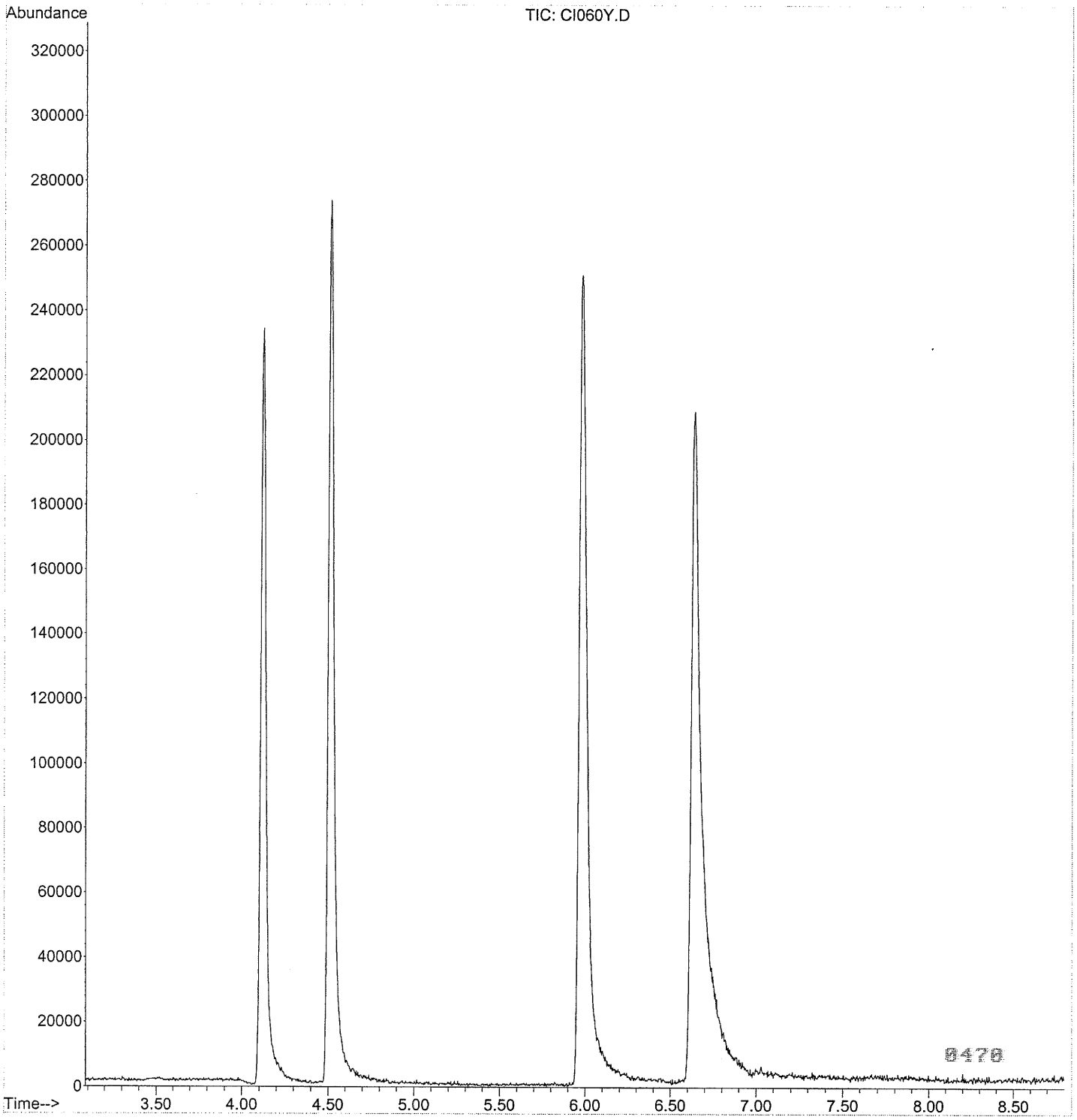

Quantitation Report (Not Reviewed)

Data Path : C:\MSDCHEM\1\DATA\SEP26\
Data File : CI060Y.D
Acq On : 26 Sep 2005 9:40
Operator : JBS
Sample : BFB
Misc :
ALS Vial : 19 Sample Multiplier: 1

Quant Time: Sep 26 09:49:13 2005
Quant Method : C:\MSDCHEM\1\METHODS\BFB5973.M
Quant Title :
QLast Update : Thu Feb 17 14:59:05 2005
Response via : Initial Calibration

Internal Standards	R.T.	QIon	Response	Conc Units	Dev(Min)

Target Compounds					Qvalue
1) BFB	6.64	95	1572499	No Calib	

(#) = qualifier out of range (m) = manual integration (+) = signals summed

0471

Data Path : C:\MSDChem\1\DATA\SEP26\
Data File : CI060Y.D
Acq On : 26 Sep 2005 9:40
Operator : JBS
Sample : BFB
Misc :
ALS Vial : 19 Sample Multiplier: 1

Integration File: autoint1.e

Method : C:\MSDCHEM\1\METHODS\ALLTO15.M
Title :
Last Update : Mon Sep 26 08:15:37 2005

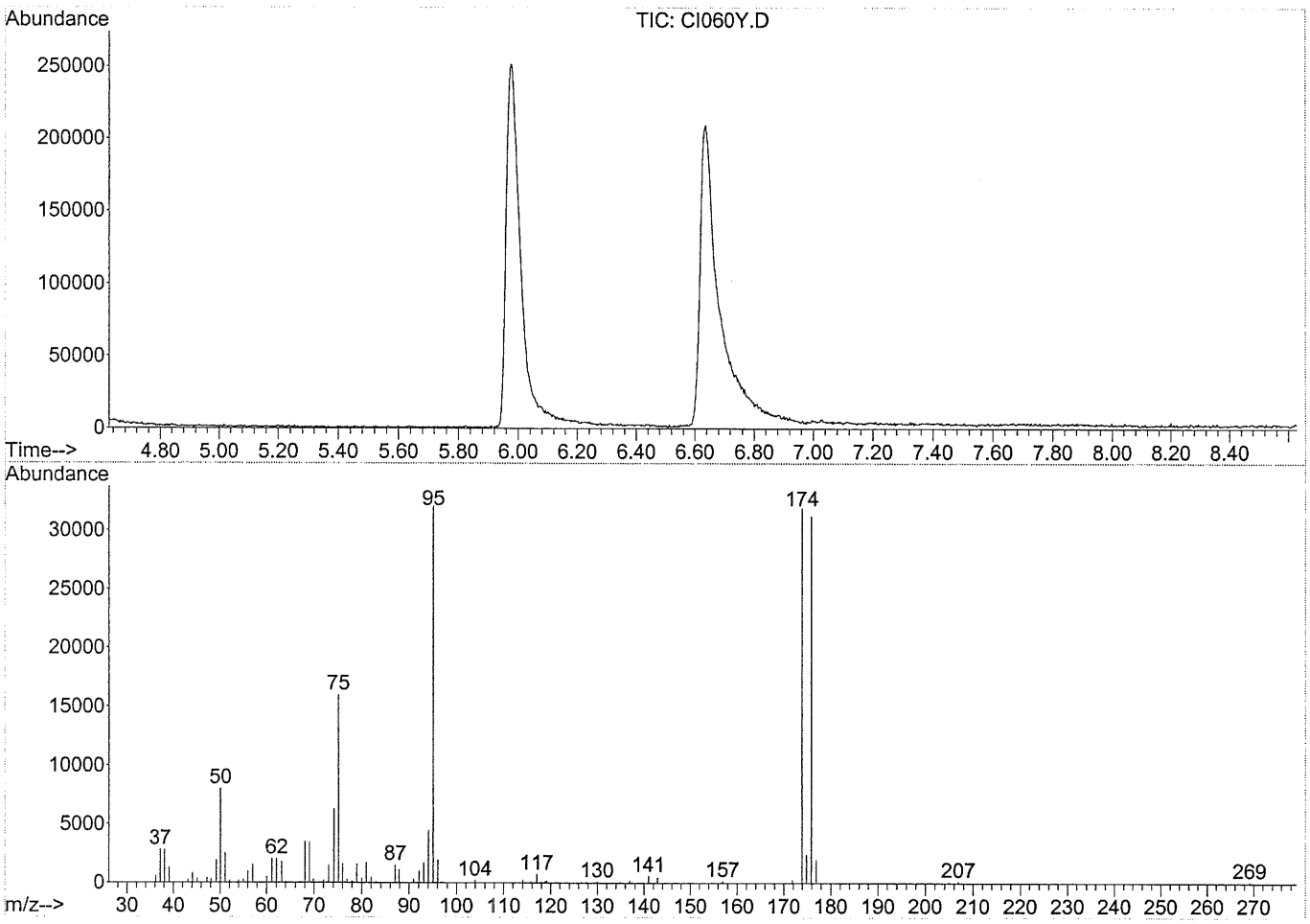

Spectrum Information: Average of 6.624 to 6.628 min.

Target Mass	Rel. to Mass	Lower Limit%	Upper Limit%	Rel. Abn%	Raw Abn	Result Pass/Fail
50	95	15	40	25.0	8043	PASS
75	95	30	60	49.8	16009	PASS
95	95	100	100	100.0	32124	PASS
96	95	5	9	6.1	1961	PASS
173	174	0.00	2	0.0	0	PASS
174	95	50	100	99.4	31916	PASS
175	174	5	9	7.6	2431	PASS
176	174	95	101	97.9	31252	PASS
177	176	5	9	6.3	1973	PASS

0472

Quantitation Report (Not Reviewed)

Data Path : C:\MSDCHEM\1\DATA\SEP28\
Data File : CI0673.D
Acq On : 28 Sep 2005 16:06
Operator : RDG
Sample : BFB
Misc :
ALS Vial : 19 Sample Multiplier: 1

Quant Time: Sep 28 16:15:44 2005
Quant Method : C:\MSDCHEM\1\METHODS\BFB5973.M
Quant Title :
QLast Update : Thu Feb 17 14:59:05 2005
Response via : Initial Calibration

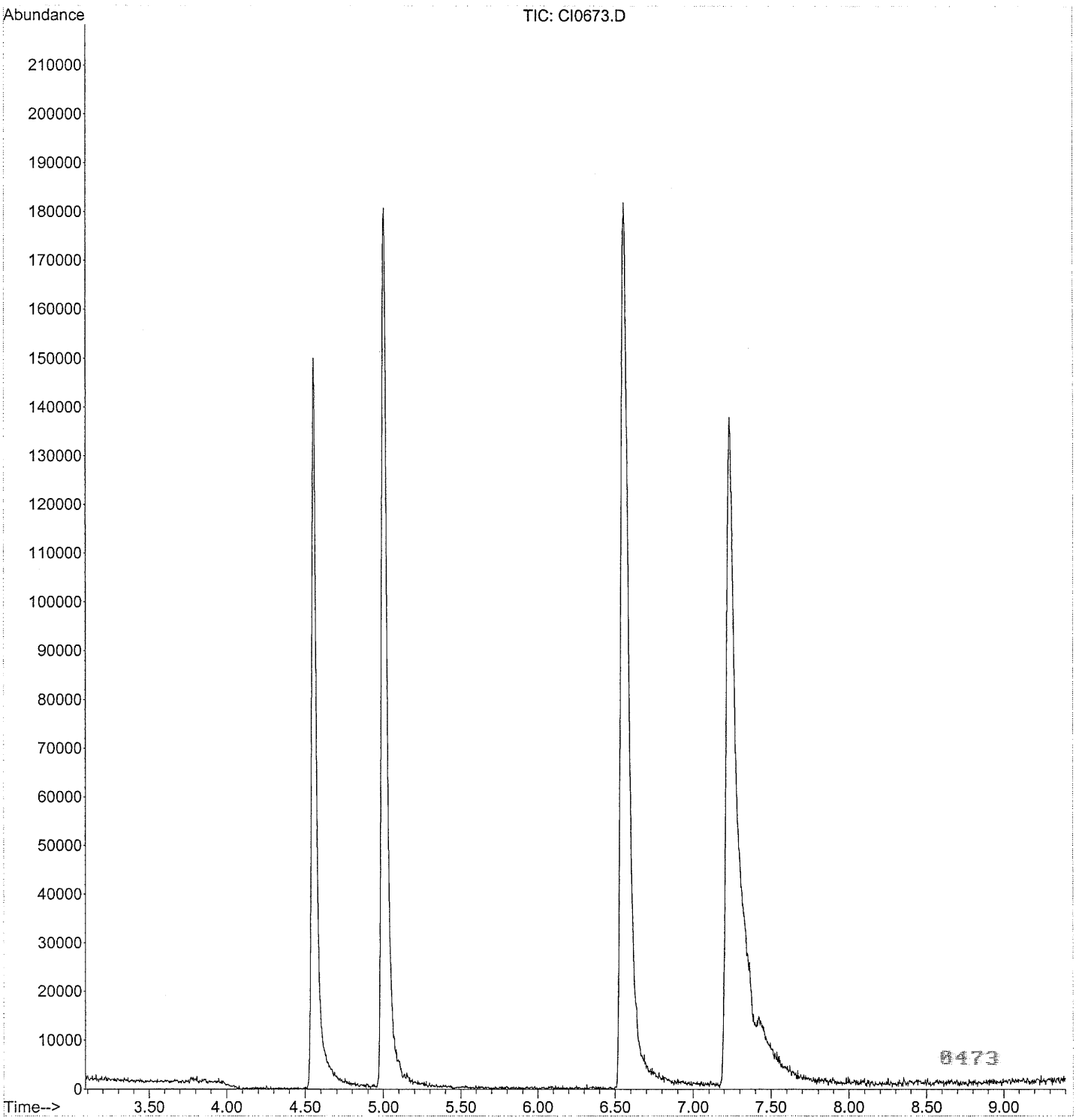

Quantitation Report (Not Reviewed)

Data Path : C:\MSDCHEM\1\DATA\SEP28\
Data File : CI0673.D
Acq On : 28 Sep 2005 16:06
Operator : RDG
Sample : BFB
Misc :
ALS Vial : 19 Sample Multiplier: 1

Quant Time: Sep 28 16:15:44 2005
Quant Method : C:\MSDCHEM\1\METHODS\BFB5973.M
Quant Title :
QLast Update : Thu Feb 17 14:59:05 2005
Response via : Initial Calibration

Internal Standards	R.T.	QIon	Response	Conc	Units	Dev(Min)

Target Compounds						Qvalue
1) BFB	0.00	95	0	N.D.		

(#) = qualifier out of range (m) = manual integration (+) = signals summed

0474

Data Path : C:\MSDChem\1\DATA\SEP28\
Data File : CI0673.D
Acq On : 28 Sep 2005 16:06
Operator : RDG
Sample : BFB
Misc :
ALS Vial : 19 Sample Multiplier: 1

Integration File: autoint1.e

Method : C:\MSDCHEM\1\METHODS\ALLTO15.M
Title :
Last Update : Wed Sep 28 17:23:56 2005

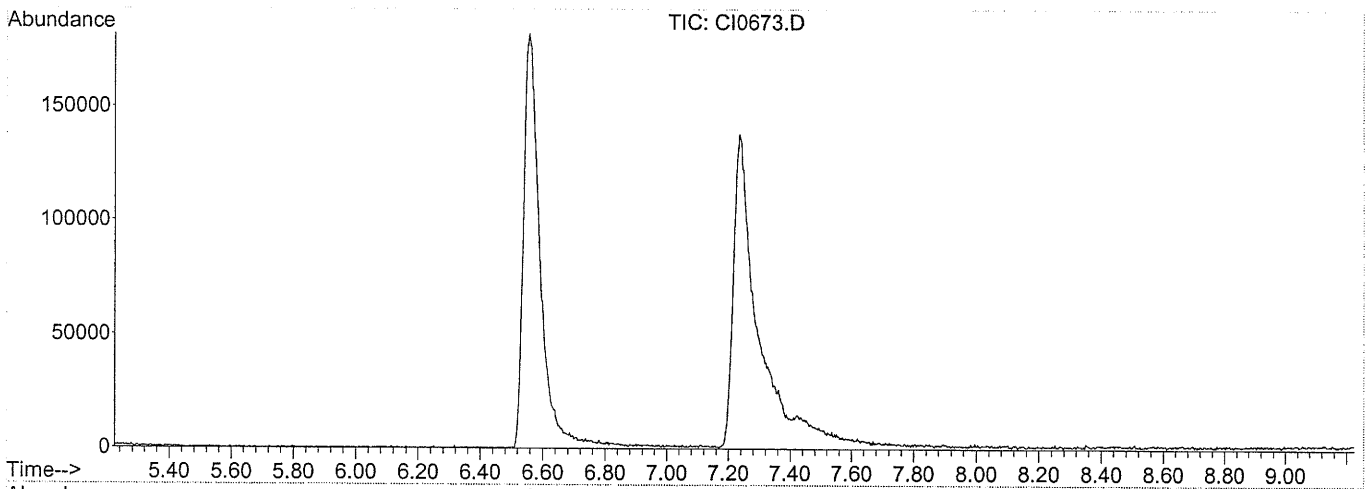

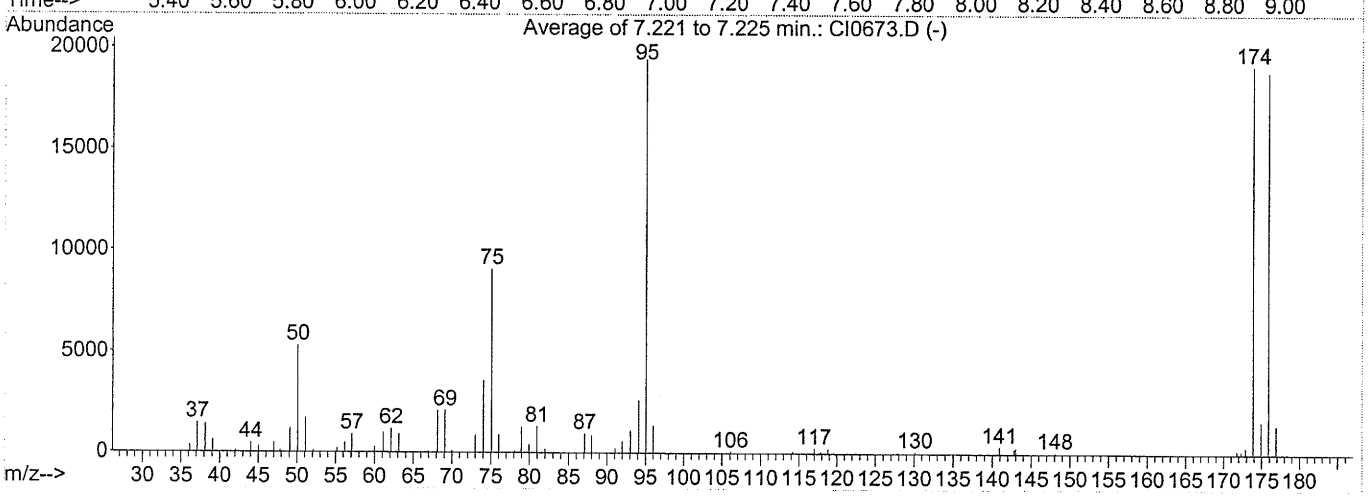

Spectrum Information: Average of 7.221 to 7.225 min.

Target Mass	Rel. to Mass	Lower Limit%	Upper Limit%	Rel. Abn%	Raw Abn	Result Pass/Fail
50	95	15	40	27.3	5296	PASS
75	95	30	60	46.7	9068	PASS
95	95	100	100	100.0	19430	PASS
96	95	5	9	7.0	1355	PASS
173	174	0.00	2	1.7	332	PASS
174	95	50	100	98.5	19135	PASS
175	174	5	9	8.4	1609	PASS
176	174	95	101	98.5	18844	PASS
177	176	5	9	7.6	1424	PASS

0475

Quantitation Report (Not Reviewed)

Data Path : C:\MSDCHEM\1\DATA\SEP30\
Data File : CI0750.D
Acq On : 30 Sep 2005 8:36
Operator : JBS
Sample : BFB
Misc :
ALS Vial : 19 Sample Multiplier: 1

Quant Time: Sep 30 08:44:59 2005
Quant Method : C:\MSDCHEM\1\METHODS\BFB5973.M
Quant Title :
QLast Update : Thu Feb 17 14:59:05 2005
Response via : Initial Calibration

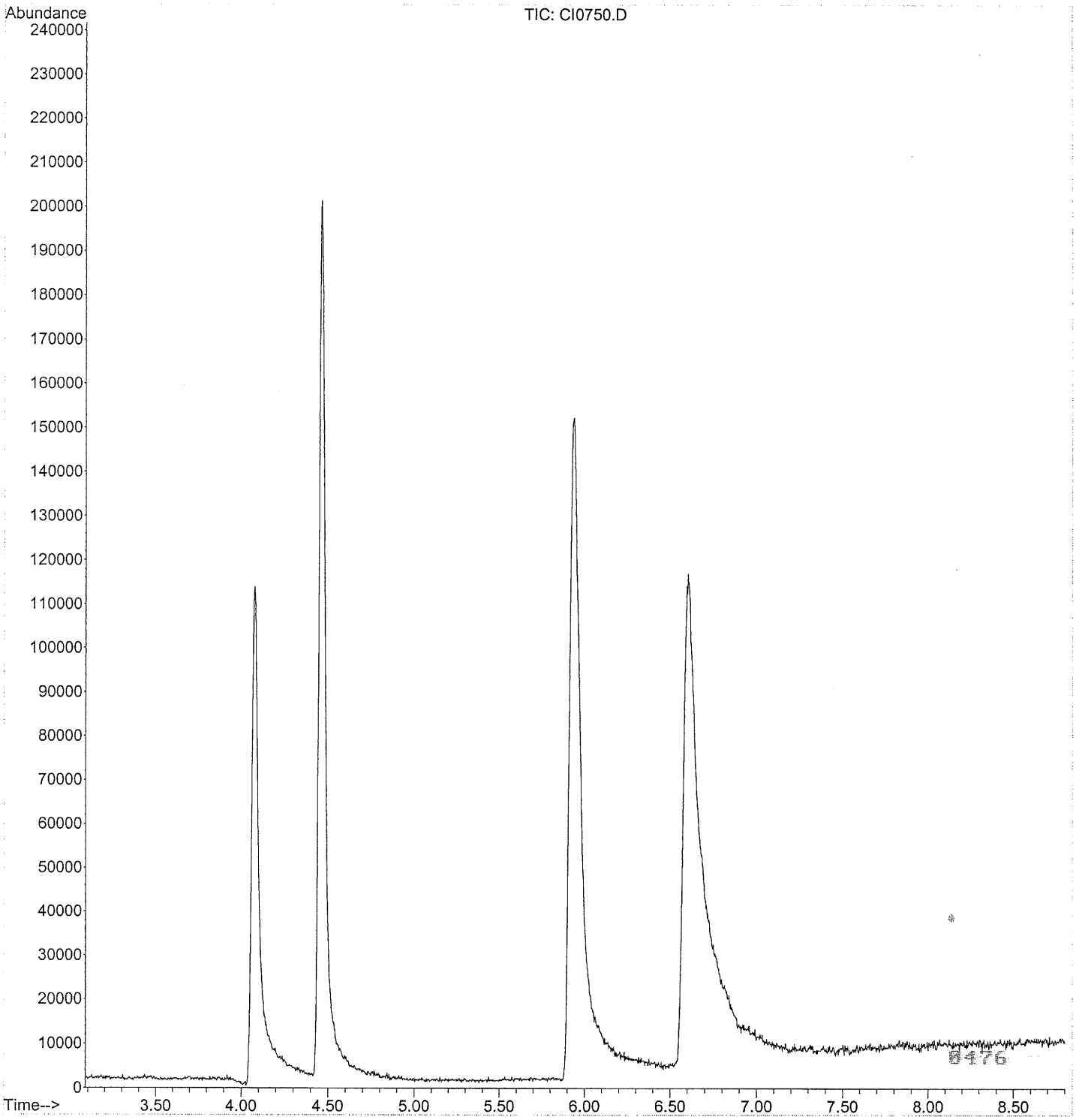

Quantitation Report (Not Reviewed)

Data Path : C:\MSDCHEM\1\DATA\SEP30\
Data File : CI0750.D
Acq On : 30 Sep 2005 8:36
Operator : JBS
Sample : BFB
Misc :
ALS Vial : 19 Sample Multiplier: 1

Quant Time: Sep 30 08:44:59 2005
Quant Method : C:\MSDCHEM\1\METHODS\BFB5973.M
Quant Title :
QLast Update : Thu Feb 17 14:59:05 2005
Response via : Initial Calibration

Internal Standards	R.T.	QIon	Response	Conc Units	Dev(Min)

Target Compounds					Qvalue
1) BFB	6.60	95	1469044	No Calib	

(#) = qualifier out of range (m) = manual integration (+) = signals summed

0477

BFB 624 Results

C:\MSDCHEM\1\DATA\SEP30\CI0750.D Fri Sep 30 08:45:01 2005

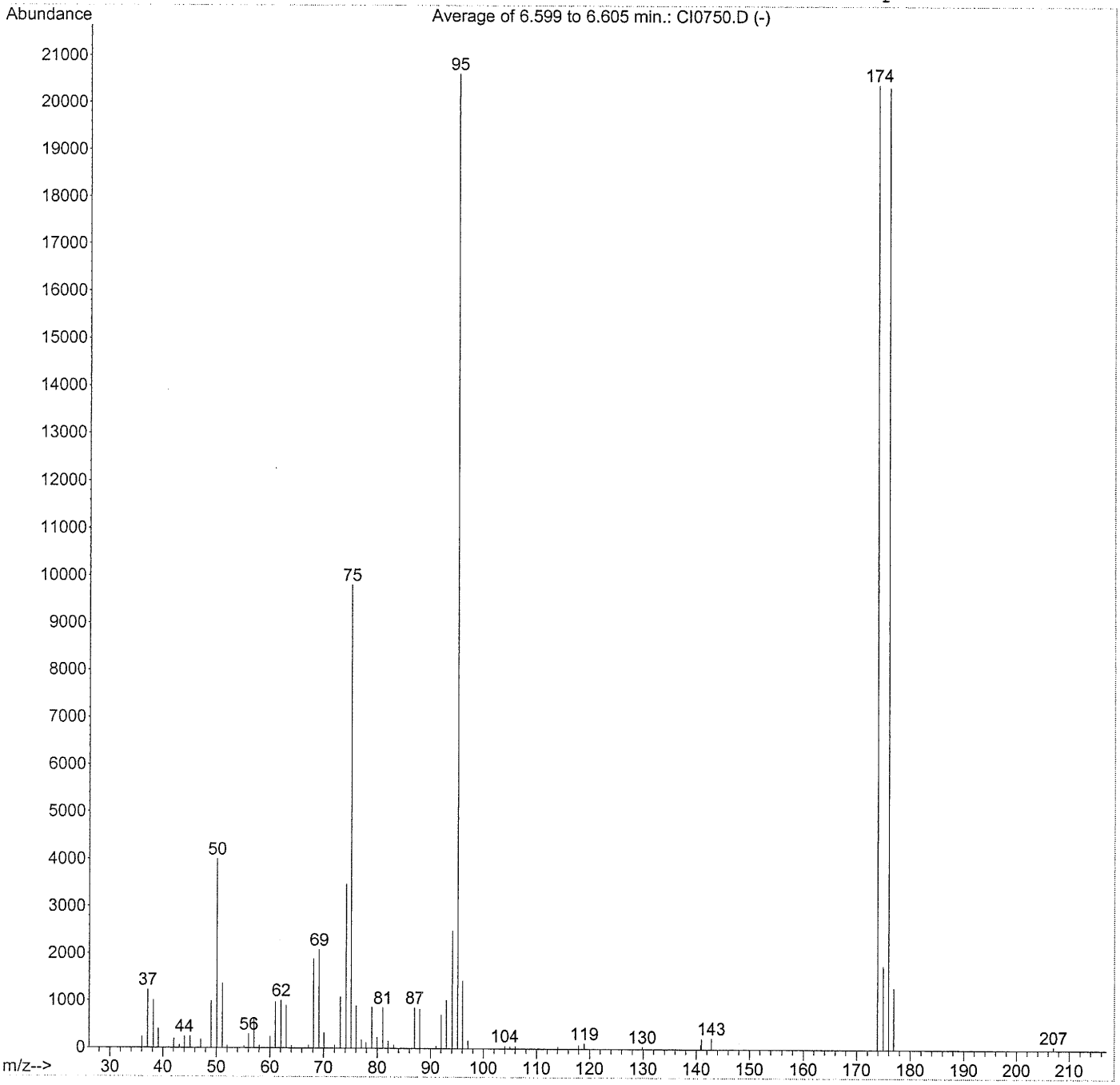

Peak Apex is scan: 1097
Average of 3 scans: 1096,1097,1098 minus background scan 1074

Target Mass	Comparison Mass	Lower Limit,%	Upper Limit,%	Relative Abundance,%	Result Pass/Fail
50	95	15	40	19.4	PASS
75	95	30	60	47.6	PASS
95	95	100	100	100.0	PASS
96	95	5	9	7.0	PASS
173	174	0	2	0.0	PASS
174	95	50	100	99.0	PASS
175	174	5	9	8.7	PASS
176	174	95	101	99.7	PASS
177	176	5	9	6.4	PASS

0478

LANCASTER LABORATORIES
VOLATILE ORGANICS IN AIR
SUMMA CANISTER SAMPLE
ANALYSIS DATA SHEET

Sample No.: VBLKC03 Date Collected: Date Received:
Lab Sample ID: VBLKC03 Date Analyzed: 09/25/05 Time Analyzed: 21:04
Injection Volume: 250 cc Nominal Volume: 250 cc Dilution Factor: 1.0
Instrument ID: HP09464 Lab File ID: C:\MSDCHEM\1\DATA\SEP25\CI0570.D

CAS RN	COMPOUND NAME	CONCENTRATION UNITS: MDL ppb(v)	Q
75-71-8	Dichlorodifluoromethane	0.2	U
76-14-2	Freon 114	0.2	U
74-87-3	Chloromethane	0.2	U
75-01-4	Vinyl Chloride	0.2	U
74-83-9	Bromomethane	0.2	U
75-00-3	Chloroethane	0.2	U
75-69-4	Trichlorofluoromethane	0.2	U
75-35-4	1,1-Dichloroethene	0.2	U
76-13-1	Freon 113	0.5	U
107-05-1	3-Chloropropene	0.5	U
75-09-2	Methylene Chloride	0.5	U
75-34-3	1,1-Dichloroethane	0.2	U
156-59-2	cis-1,2-Dichloroethene	0.2	U
67-66-3	Chloroform	0.2	U
71-55-6	1,1,1-Trichloroethane	0.2	U
56-23-5	Carbon Tetrachloride	0.2	U
107-06-2	1,2-Dichloroethane	0.2	U
71-43-2	Benzene	0.2	U
79-01-6	Trichloroethene	0.2	U
78-87-5	1,2-Dichloropropane	0.2	U
10061-01-5	cis-1,3-Dichloropropene	0.2	U
108-88-3	Toluene	0.2	U
10061-02-6	trans-1,3-Dichloropropene	0.2	U
79-00-5	1,1,2-Trichloroethane	0.2	U
127-18-4	Tetrachloroethene	0.2	U
106-93-4	1,2-Dibromoethane	0.2	U
108-90-7	Chlorobenzene	0.2	U
100-41-4	Ethylbenzene	0.2	U
1330-20-7	m/p-Xylene	0.2	U
95-47-6	o-Xylene	0.2	U
100-42-5	Styrene	0.2	U
79-34-5	1,1,2,2-Tetrachloroethane	0.2	U
622-96-8	4-Ethyltoluene	0.2	U
108-67-8	1,3,5-Trimethylbenzene	0.2	U

U = Compound was undetected at the specified limit of quantitation.
B = Compound was found in method blank. D = analysis of diluted sample.
J = Compound was detected, but below the limit of quantitation.

LANCASTER LABORATORIES
VOLATILE ORGANICS IN AIR
SUMMA CANISTER SAMPLE
ANALYSIS DATA SHEET

Sample No.: VBLKC03 Date Collected: Date Received:
Lab Sample ID: VBLKC03 Date Analyzed: 09/25/05 Time Analyzed: 21:04
Injection Volume: 250 cc Nominal Volume: 250 cc Dilution Factor: 1.0
Instrument ID: HP0946 Lab File ID: C:\MSDCHEM\1\DATA\SEP25\CI0570.D

CAS RN	COMPOUND NAME	CONCENTRATION UNITS: MDL ppb(v)	Q
95-63-6	1,2,4-Trimethylbenzene	0.2	U
541-73-1	1,3-Dichlorobenzene	0.5	U
106-46-7	1,4-Dichlorobenzene	0.5	U
95-50-1	1,2-Dichlorobenzene	0.5	U
120-82-1	1,2,4-Trichlorobenzene	1	U

U = Compound was undetected at the specified limit of quantitation.
B = Compound was found in method blank. D = analysis of diluted sample.
J = Compound was detected, but below the limit of quantitation.

Quantitation Report (Not Reviewed)

Data Path : C:\MSDCHEM\1\DATA\SEP25\
Data File : CI0570.D
Acq On : 25 Sep 2005 21:04
Operator : JBS
Sample : VBLKC03
Misc :
ALS Vial : 30 Sample Multiplier: 1

Quant Time: Sep 26 08:29:47 2005
Quant Method : C:\MSDCHEM\1\METHODS\ALLTO15.M
Quant Title :
QLast Update : Mon Sep 26 08:28:19 2005
Response via : Initial Calibration

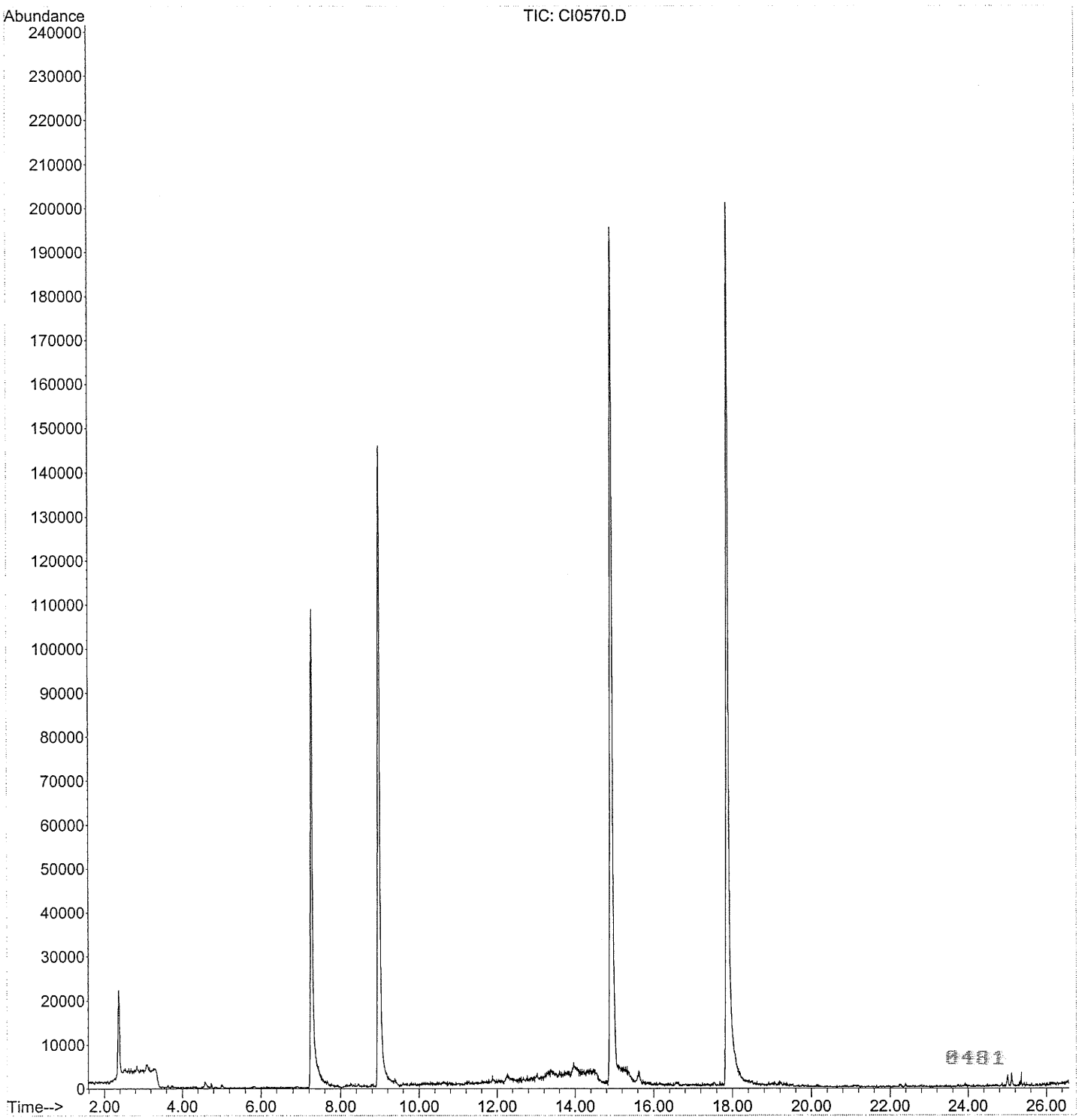

Quantitation Report (Not Reviewed)

Data Path : C:\MSDCHEM\1\DATA\SEP25\
Data File : CI0570.D
Acq On : 25 Sep 2005 21:04
Operator : JBS
Sample : VBLKC03
Misc :
ALS Vial : 30 Sample Multiplier: 1

Quant Time: Sep 26 08:29:47 2005
Quant Method : C:\MSDCHEM\1\METHODS\ALLTO15.M
Quant Title :
QLast Update : Mon Sep 26 08:28:19 2005
Response via : Initial Calibration

Internal Standards	R.T.	QIon	Response	Conc Units	Dev(Min)
1) Bromochloromethane	7.27	130	733178	10.000	0.00
37) 1,4-Difluorobenzene	8.98	114	2627816	10.000	-0.03
51) Chlorobenzene d5	14.92	117	2908524	10.000	-0.03

Target Compounds	Qvalue

(#) = qualifier out of range (m) = manual integration (+) = signals summed

0482

LANCASTER LABORATORIES
VOLATILE ORGANICS IN AIR
SUMMA CANISTER SAMPLE
ANALYSIS DATA SHEET

Sample No.: VBLKC05 Date Collected: Date Received:
Lab Sample ID: VBLKC05 Date Analyzed: 09/26/05 Time Analyzed: 15:58
Canister ID: SUMMA Pressure Rec'd: 14.7 psia Final Pressure: 14.7 psia
Injection Volume: 250 cc Nominal Volume: 250 cc Dilution Factor: 1.0
Instrument ID: HP09461 Lab File ID: C:\MSDCHEM\1\DATA\SEP26\CI0606.D

CAS RN	COMPOUND NAME	CONCENTRATION UNITS: MDL ppb(v)	Q
75-71-8	Dichlorodifluoromethane	0.2	U
76-14-2	Freon 114	0.2	U
74-87-3	Chloromethane	0.2	U
75-01-4	Vinyl Chloride	0.2	U
74-83-9	Bromomethane	0.2	U
75-00-3	Chloroethane	0.2	U
75-69-4	Trichlorofluoromethane	0.2	U
75-35-4	1,1-Dichloroethene	0.2	U
76-13-1	Freon 113	0.5	U
107-05-1	3-Chloropropene	0.5	U
75-09-2	Methylene Chloride	0.5	U
75-34-3	1,1-Dichloroethane	0.2	U
156-59-2	cis-1,2-Dichloroethene	0.2	U
67-66-3	Chloroform	0.2	U
71-55-6	1,1,1-Trichloroethane	0.2	U
56-23-5	Carbon Tetrachloride	0.2	U
107-06-2	1,2-Dichloroethane	0.2	U
71-43-2	Benzene	0.2	U
79-01-6	Trichloroethene	0.2	U
78-87-5	1,2-Dichloropropane	0.2	U
10061-01-5	cis-1,3-Dichloropropene	0.2	U
108-88-3	Toluene	0.2	U
10061-02-6	trans-1,3-Dichloropropene	0.2	U
79-00-5	1,1,2-Trichloroethane	0.2	U
127-18-4	Tetrachloroethene	0.2	U
106-93-4	1,2-Dibromoethane	0.2	U
108-90-7	Chlorobenzene	0.2	U
100-41-4	Ethylbenzene	0.2	U
1330-20-7	m/p-Xylene	0.2	U
95-47-6	o-Xylene	0.2	U
100-42-5	Styrene	0.2	U
79-34-5	1,1,2,2-Tetrachloroethane	0.2	U
622-96-8	4-Ethyltoluene	0.2	U
108-67-8	1,3,5-Trimethylbenzene	0.2	U

U = Compound was undetected at the specified limit of quantitation.
B = Compound was found in method blank. D = analysis of diluted sample.
J = Compound was detected, but below the limit of quantitation.

LANCASTER LABORATORIES
VOLATILE ORGANICS IN AIR
SUMMA CANISTER SAMPLE
ANALYSIS DATA SHEET

Sample No.: VBLKC05 Date Collected: Date Received:
Lab Sample ID: VBLKC05 Date Analyzed: 09/26/05 Time Analyzed: 15:58
Canister ID: SUMMA Pressure Rec'd: 14.7 psia Final Pressure: 14.7 psia
Injection Volume: 250 cc Nominal Volume: 250 cc Dilution Factor: 1.0
Instrument ID: HP09464 Lab File ID: C:\MSDCHEM\1\DATA\SEP26\CI0606.D
10-14-05

CAS RN	COMPOUND NAME	CONCENTRATION UNITS: MDL ppb(v)	Q
95-63-6	1,2,4-Trimethylbenzene	0.2	U
541-73-1	1,3-Dichlorobenzene	0.5	U
106-46-7	1,4-Dichlorobenzene	0.5	U
95-50-1	1,2-Dichlorobenzene	0.5	U
120-82-1	1,2,4-Trichlorobenzene	1	U

U = Compound was undetected at the specified limit of quantitation.
B = Compound was found in method blank. D = analysis of diluted sample.
J = Compound was detected, but below the limit of quantitation.

Quantitation Report (QT Reviewed)

Data Path : C:\MSDChem\1\DATA\SEP26\
Data File : CI0606.D
Acq On : 26 Sep 2005 15:58
Operator : RDG
Sample : VBLKC05
Misc :
ALS Vial : 20 Sample Multiplier: 1

Quant Time: Sep 27 08:52:19 2005
Quant Method : C:\MSDCHEM\1\METHODS\ALLTO15.M
Quant Title :
QLast Update : Tue Sep 27 08:40:06 2005
Response via : Initial Calibration

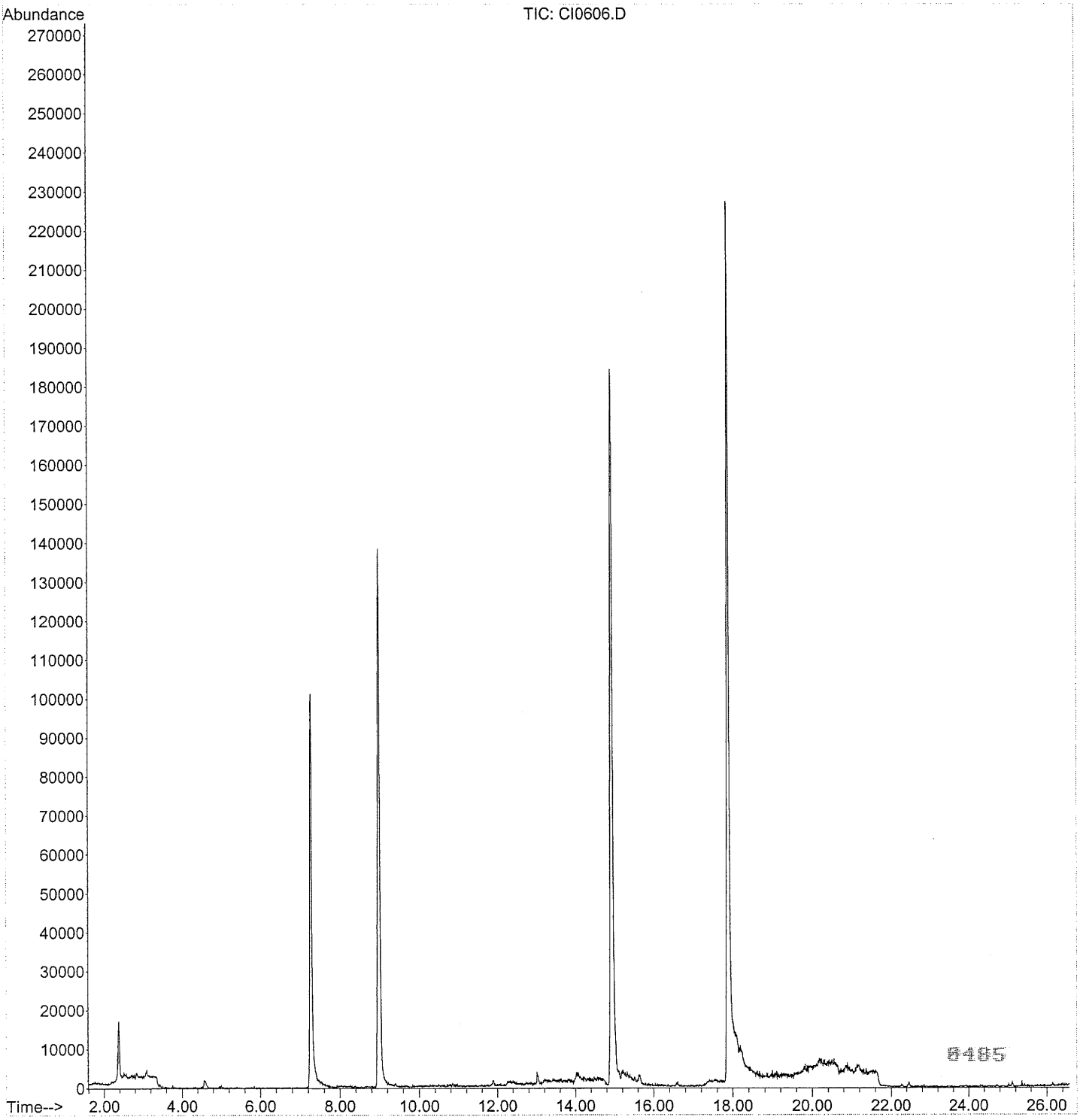

Quantitation Report (QT Reviewed)

Data Path : C:\MSDChem\1\DATA\SEP26\
Data File : CI0606.D
Acq On : 26 Sep 2005 15:58
Operator : RDG
Sample : VBLKC05
Misc :
ALS Vial : 20 Sample Multiplier: 1

Quant Time: Sep 27 08:52:19 2005
Quant Method : C:\MSDCHEM\1\METHODS\ALLTO15.M
Quant Title :
QLast Update : Tue Sep 27 08:40:06 2005
Response via : Initial Calibration

Internal Standards	R.T.	QIon	Response	Conc Units	Dev(Min)
1) Bromochloromethane	7.27	130	676059	10.000	-0.03
37) 1,4-Difluorobenzene	8.98	114	2454594	10.000	-0.05
51) Chlorobenzene d5	14.93	117	2792051	10.000	-0.05

Target Compounds	Qvalue

(#) = qualifier out of range (m) = manual integration (+) = signals summed

8486

LANCASTER LABORATORIES
VOLATILE ORGANICS IN AIR
SUMMA CANISTER SAMPLE
ANALYSIS DATA SHEET

Sample No.: VBLKC07 Date Collected: Date Received:
Lab Sample ID: VBLKC07 Date Analyzed: 09/28/05 Time Analyzed: 18:22
Canister ID: SUMMA Pressure Rec'd: 14.7 psia Final Pressure: 14.7 psia
Injection Volume: 250 cc Nominal Volume: 250 cc Dilution Factor: 1.0
Instrument ID: HP09464 Lab File ID: C:\MSDCHEM\1\DATA\SEP28\CI0676.D

10-14-05

CAS RN	COMPOUND NAME	CONCENTRATION UNITS: MDL ppb(v)	Q
75-71-8	Dichlorodifluoromethane	0.2	U
76-14-2	Freon 114	0.2	U
74-87-3	Chloromethane	0.2	U
75-01-4	Vinyl Chloride	0.2	U
74-83-9	Bromomethane	0.2	U
75-00-3	Chloroethane	0.2	U
75-69-4	Trichlorofluoromethane	0.2	U
75-35-4	1,1-Dichloroethene	0.2	U
76-13-1	Freon 113	0.5	U
107-05-1	3-Chloropropene	0.5	U
75-09-2	Methylene Chloride	0.5	U
75-34-3	1,1-Dichloroethane	0.2	U
156-59-2	cis-1,2-Dichloroethene	0.2	U
67-66-3	Chloroform	0.2	U
71-55-6	1,1,1-Trichloroethane	0.2	U
56-23-5	Carbon Tetrachloride	0.2	U
107-06-2	1,2-Dichloroethane	0.2	U
71-43-2	Benzene	0.2	U
79-01-6	Trichloroethene	0.2	U
78-87-5	1,2-Dichloropropane	0.2	U
10061-01-5	cis-1,3-Dichloropropene	0.2	U
108-88-3	Toluene	0.2	U
10061-02-6	trans-1,3-Dichloropropene	0.2	U
79-00-5	1,1,2-Trichloroethane	0.2	U
127-18-4	Tetrachloroethene	0.2	U
106-93-4	1,2-Dibromoethane	0.2	U
108-90-7	Chlorobenzene	0.2	U
100-41-4	Ethylbenzene	0.2	U
1330-20-7	m/p-Xylene	0.2	U
95-47-6	o-Xylene	0.2	U
100-42-5	Styrene	0.2	U
79-34-5	1,1,2,2-Tetrachloroethane	0.2	U
622-96-8	4-Ethyltoluene	0.2	U
108-67-8	1,3,5-Trimethylbenzene	0.2	U

U = Compound was undetected at the specified limit of quantitation.
B = Compound was found in method blank. D = analysis of diluted sample.
J = Compound was detected, but below the limit of quantitation.

LANCASTER LABORATORIES
VOLATILE ORGANICS IN AIR
SUMMA CANISTER SAMPLE
ANALYSIS DATA SHEET

Sample No.: VBLKC07 Date Collected: Date Received:
Lab Sample ID: VBLKC07 Date Analyzed: 09/28/05 Time Analyzed: 18:22
Canister ID: SUMMA Pressure Rec'd: 14.7 psia Final Pressure: 14.7 psia
Injection Volume: 250 cc Nominal Volume: 250 cc Dilution Factor: 1.0
Instrument ID: HP0946 Lab File ID: C:\MSDCHEM\1\DATA\SEP28\CI0676.D

CAS RN	COMPOUND NAME	CONCENTRATION UNITS: MDL ppb(v)	Q
95-63-6	1,2,4-Trimethylbenzene	0.2	U
541-73-1	1,3-Dichlorobenzene	0.5	U
106-46-7	1,4-Dichlorobenzene	0.5	U
95-50-1	1,2-Dichlorobenzene	0.5	U
120-82-1	1,2,4-Trichlorobenzene	1	U

U = Compound was undetected at the specified limit of quantitation.
B = Compound was found in method blank. D = analysis of diluted sample.
J = Compound was detected, but below the limit of quantitation.

Quantitation Report (Not Reviewed)

Data Path : C:\MSDCHEM\1\DATA\SEP28\
Data File : CI0676.D
Acq On : 28 Sep 2005 18:22
Operator : RDG
Sample : VBLKC07
Misc :
ALS Vial : 29 Sample Multiplier: 1

Quant Time: Sep 28 18:49:21 2005
Quant Method : C:\MSDCHEM\1\METHODS\ALLTO15.M
Quant Title :
QLast Update : Wed Sep 28 17:23:56 2005
Response via : Initial Calibration

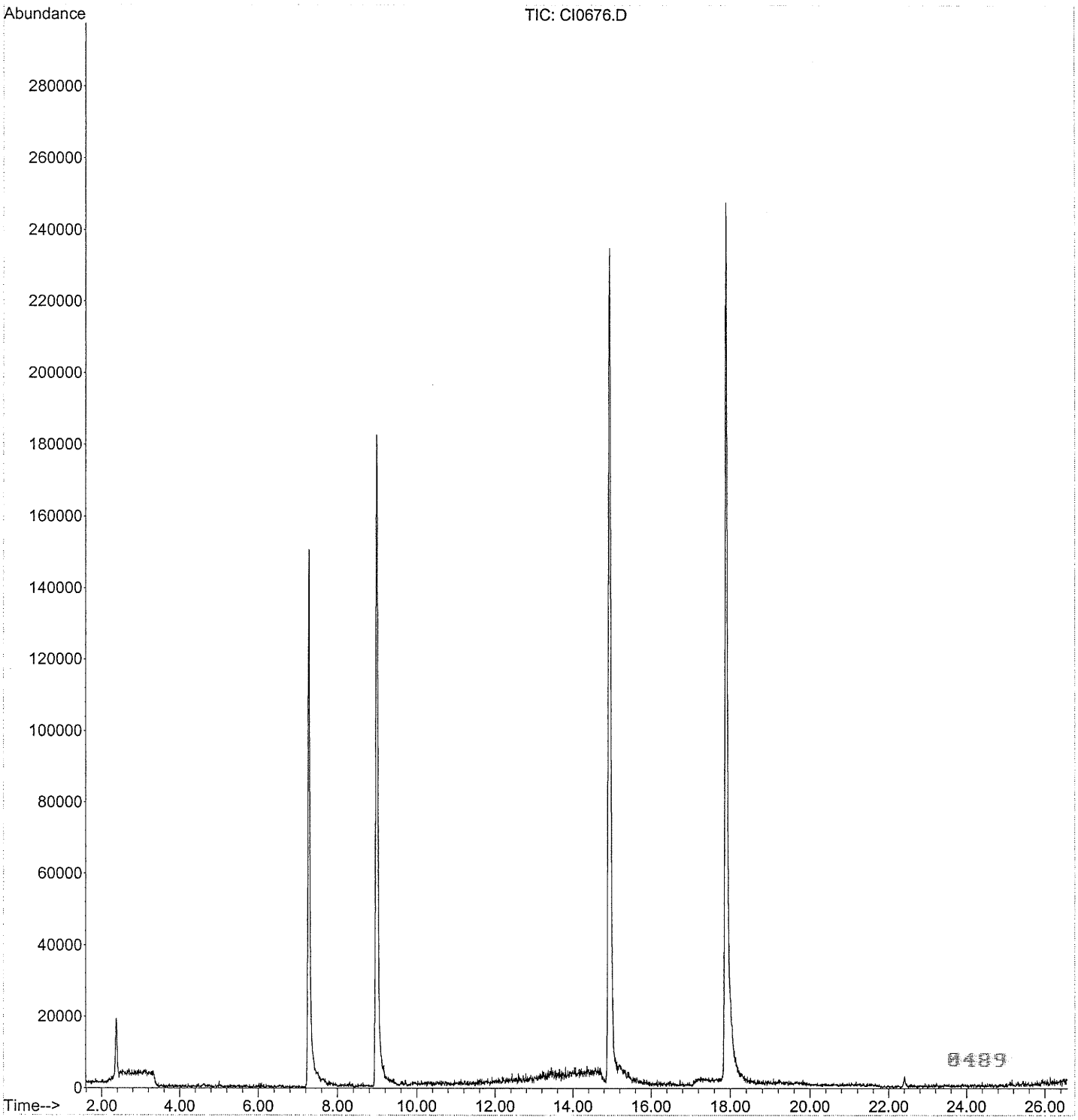

Quantitation Report (Not Reviewed)

Data Path : C:\MSDCHEM\1\DATA\SEP28\
Data File : CI0676.D
Acq On : 28 Sep 2005 18:22
Operator : RDG
Sample : VBLKC07
Misc :
ALS Vial : 29 Sample Multiplier: 1

Quant Time: Sep 28 18:49:21 2005
Quant Method : C:\MSDCHEM\1\METHODS\ALLTO15.M
Quant Title :
QLast Update : Wed Sep 28 17:23:56 2005
Response via : Initial Calibration

Internal Standards	R.T.	QIon	Response	Conc Units	Dev(Min)
1) Bromochloromethane	7.28	130	1017432	10.000	-0.08
37) 1,4-Difluorobenzene	8.99	114	3353862	10.000	-0.13
51) Chlorobenzene d5	14.94	117	3712743	10.000	-0.08

Target Compounds	Qvalue

(#) = qualifier out of range (m) = manual integration (+) = signals summed

0490

LANCASTER LABORATORIES
VOLATILE ORGANICS IN AIR
SUMMA CANISTER SAMPLE
ANALYSIS DATA SHEET

Sample No.: VBLKC09 Date Collected: Date Received:
Lab Sample ID: VBLKC09 Date Analyzed: 09/30/05 Time Analyzed: 16:43
Canister ID: SUMMA Pressure Rec'd: 14.7 psia Final Pressure: 14.7 psia
Injection Volume: 250 cc Nominal Volume: 250 cc Dilution Factor: 1.0
Instrument ID: HP09464 Lab File ID: C:\MSDCHEM\1\DATA\SEP30\CI0758.D
10-14-05

CAS RN	COMPOUND NAME	CONCENTRATION UNITS: MDL ppb(v)	Q
75-71-8	Dichlorodifluoromethane	0.2	U
76-14-2	Freon 114	0.2	U
74-87-3	Chloromethane	0.2	U
75-01-4	Vinyl Chloride	0.2	U
74-83-9	Bromomethane	0.2	U
75-00-3	Chloroethane	0.2	U
75-69-4	Trichlorofluoromethane	0.2	U
75-35-4	1,1-Dichloroethene	0.2	U
76-13-1	Freon 113	0.5	U
107-05-1	3-Chloropropene	0.5	U
75-09-2	Methylene Chloride	0.5	U
75-34-3	1,1-Dichloroethane	0.2	U
156-59-2	cis-1,2-Dichloroethene	0.2	U
67-66-3	Chloroform	0.2	U
71-55-6	1,1,1-Trichloroethane	0.2	U
56-23-5	Carbon Tetrachloride	0.2	U
107-06-2	1,2-Dichloroethane	0.2	U
71-43-2	Benzene	0.2	U
79-01-6	Trichloroethene	0.2	U
78-87-5	1,2-Dichloropropane	0.2	U
10061-01-5	cis-1,3-Dichloropropene	0.2	U
108-88-3	Toluene	0.2	U
10061-02-6	trans-1,3-Dichloropropene	0.2	U
79-00-5	1,1,2-Trichloroethane	0.2	U
127-18-4	Tetrachloroethene	0.2	U
106-93-4	1,2-Dibromoethane	0.2	U
108-90-7	Chlorobenzene	0.2	U
100-41-4	Ethylbenzene	0.2	U
1330-20-7	m/p-Xylene	0.2	U
95-47-6	o-Xylene	0.2	U
100-42-5	Styrene	0.2	U
79-34-5	1,1,2,2-Tetrachloroethane	0.2	U
622-96-8	4-Ethyltoluene	0.2	U
108-67-8	1,3,5-Trimethylbenzene	0.2	U

U = Compound was undetected at the specified limit of quantitation.
B = Compound was found in method blank. D = analysis of diluted sample.
J = Compound was detected, but below the limit of quantitation.

LANCASTER LABORATORIES
VOLATILE ORGANICS IN AIR
SUMMA CANISTER SAMPLE
ANALYSIS DATA SHEET

Sample No.: VBLKC09 Date Collected: Date Received:
Lab Sample ID: VBLKC09 Date Analyzed: 09/30/05 Time Analyzed: 16:43
Canister ID: SUMMA Pressure Rec'd: 14.7 psia Final Pressure: 14.7 psia
Injection Volume: 250 cc Nominal Volume: 250 cc Dilution Factor: 1.0
Instrument ID: HP09464 Lab File ID: C:\MSDCHEM\1\DATA\SEP30\CI0758.D
10-14-05

CAS RN	COMPOUND NAME	CONCENTRATION UNITS: MDL ppb(v)	Q
95-63-6	1,2,4-Trimethylbenzene	0.2	U
541-73-1	1,3-Dichlorobenzene	0.5	U
106-46-7	1,4-Dichlorobenzene	0.5	U
95-50-1	1,2-Dichlorobenzene	0.5	U
120-82-1	1,2,4-Trichlorobenzene	1	U

U = Compound was undetected at the specified limit of quantitation.
B = Compound was found in method blank. D = analysis of diluted sample.
J = Compound was detected, but below the limit of quantitation.

Quantitation Report (Not Reviewed)

Data Path : C:\MSDCHEM\1\DATA\SEP30\
Data File : CI0758.D
Acq On : 30 Sep 2005 16:43
Operator : RDG
Sample : VBLKC09
Misc :
ALS Vial : 29 Sample Multiplier: 1

Quant Time: Sep 30 17:09:57 2005
Quant Method : C:\MSDCHEM\1\METHODS\ALLTO15.M
Quant Title :
QLast Update : Fri Sep 30 15:42:36 2005
Response via : Initial Calibration

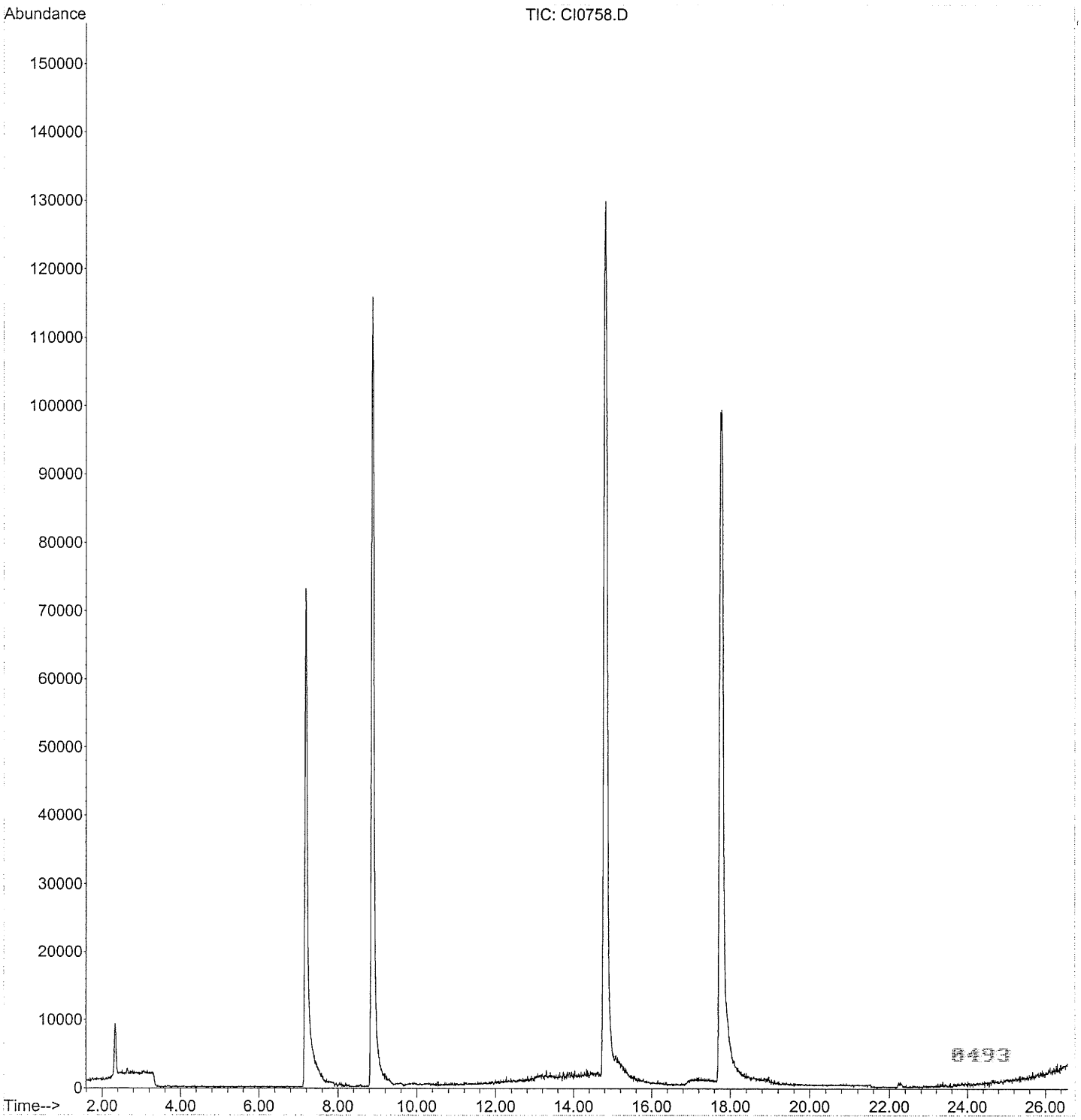

Quantitation Report (Not Reviewed)

Data Path : C:\MSDCHEM\1\DATA\SEP30\
Data File : CI0758.D
Acq On : 30 Sep 2005 16:43
Operator : RDG
Sample : VBLKC09
Misc :
ALS Vial : 29 Sample Multiplier: 1

Quant Time: Sep 30 17:09:57 2005
Quant Method : C:\MSDCHEM\1\METHODS\ALLTO15.M
Quant Title :
QLast Update : Fri Sep 30 15:42:36 2005
Response via : Initial Calibration

Internal Standards	R.T.	QIon	Response	Conc Units	Dev(Min)
1) Bromochloromethane	7.19	130	787574	10.000	-0.09
37) 1,4-Difluorobenzene	8.88	114	2813817	10.000	-0.15
51) Chlorobenzene d5	14.81	117	2979650	10.000	-0.12

Target Compounds	Qvalue

(#) = qualifier out of range (m) = manual integration (+) = signals summed

0494

LANCASTER LABORATORIES
VOLATILE ORGANICS IN AIR
SUMMA CANISTER SAMPLE
ANALYSIS DATA SHEET

Sample No.: LCSC03 Date Collected: Date Received:
Lab Sample ID: LCSC03 Date Analyzed: 09/25/05 Time Analyzed: 22:22
Canister ID: SUMMA Pressure Rec'd: 14.7 psia Final Pressure: 14.7 psia
Injection Volume: 250 cc Nominal Volume: 250 cc Dilution Factor: 1.0
Instrument ID: HP0946 Lab File ID: C:\MSDCHEM\1\DATA\SEP25\CI0572.D

CAS RN	COMPOUND NAME	CONCENTRATION UNITS: MDL ug/m3	Q
75-71-8	Dichlorodifluoromethane	49	
76-14-2	Freon 114	66	
74-87-3	Chloromethane	16	
75-01-4	Vinyl Chloride	28	
74-83-9	Bromomethane	42	
75-00-3	Chloroethane	32	
75-69-4	Trichlorofluoromethane	62	
75-35-4	1,1-Dichloroethene	45	
76-13-1	Freon 113	93	
107-05-1	3-Chloropropene	2	U
75-09-2	Methylene Chloride	40	
75-34-3	1,1-Dichloroethane	46	
156-59-2	cis-1,2-Dichloroethene	44	
67-66-3	Chloroform	56	
71-55-6	1,1,1-Trichloroethane	64	
56-23-5	Carbon Tetrachloride	68	
107-06-2	1,2-Dichloroethane	54	
71-43-2	Benzene	41	
79-01-6	Trichloroethene	66	
78-87-5	1,2-Dichloropropane	57	
10061-01-5	cis-1,3-Dichloropropene	49	
108-88-3	Toluene	33	
10061-02-6	trans-1,3-Dichloropropene	43	
79-00-5	1,1,2-Trichloroethane	47	
127-18-4	Tetrachloroethene	59	
106-93-4	1,2-Dibromoethane	80	
108-90-7	Chlorobenzene	54	
100-41-4	Ethylbenzene	46	
1330-20-7	m/p-Xylene	89	
95-47-6	o-Xylene	44	
100-42-5	Styrene	46	
79-34-5	1,1,2,2-Tetrachloroethane	110	
622-96-8	4-Ethyltoluene	65	
108-67-8	1,3,5-Trimethylbenzene	76	

U = Compound was undetected at the specified limit of quantitation.
B = Compound was found in method blank. D = analysis of diluted sample.
J = Compound was detected, but below the limit of quantitation.

LANCASTER LABORATORIES
VOLATILE ORGANICS IN AIR
SUMMA CANISTER SAMPLE
ANALYSIS DATA SHEET

Sample No.: LCSC03 Date Collected: Date Received:
Lab Sample ID: LCSC03 Date Analyzed: 09/25/05 Time Analyzed: 22:22
Canister ID: SUMMA Pressure Rec'd: 14.7 psia Final Pressure: 14.7 psia
Injection Volume: 250 cc Nominal Volume: 250 cc Dilution Factor: 1.0
Instrument ID: HP0946 Lab File ID: C:\MSDCHEM\1\DATA\SEP25\CI0572.D

CAS RN	COMPOUND NAME	CONCENTRATION UNITS: MDL ug/m3	Q
95-63-6	1,2,4-Trimethylbenzene	120	
541-73-1	1,3-Dichlorobenzene	120	
106-46-7	1,4-Dichlorobenzene	130	
95-50-1	1,2-Dichlorobenzene	58	
120-82-1	1,2,4-Trichlorobenzene	98	

U = Compound was undetected at the specified limit of quantitation.
B = Compound was found in method blank. D = analysis of diluted sample.
J = Compound was detected, but below the limit of quantitation.

Quantitation Report (Not Reviewed)

Data Path : C:\MSDCHEM\1\DATA\SEP25\
Data File : CI0572.D
Acq On : 25 Sep 2005 22:22
Operator : JBS
Sample : LCSC03
Misc :
ALS Vial : 30 Sample Multiplier: 1

Quant Time: Sep 26 08:30:35 2005
Quant Method : C:\MSDCHEM\1\METHODS\ALLTO15.M
Quant Title :
QLast Update : Mon Sep 26 08:28:19 2005
Response via : Initial Calibration

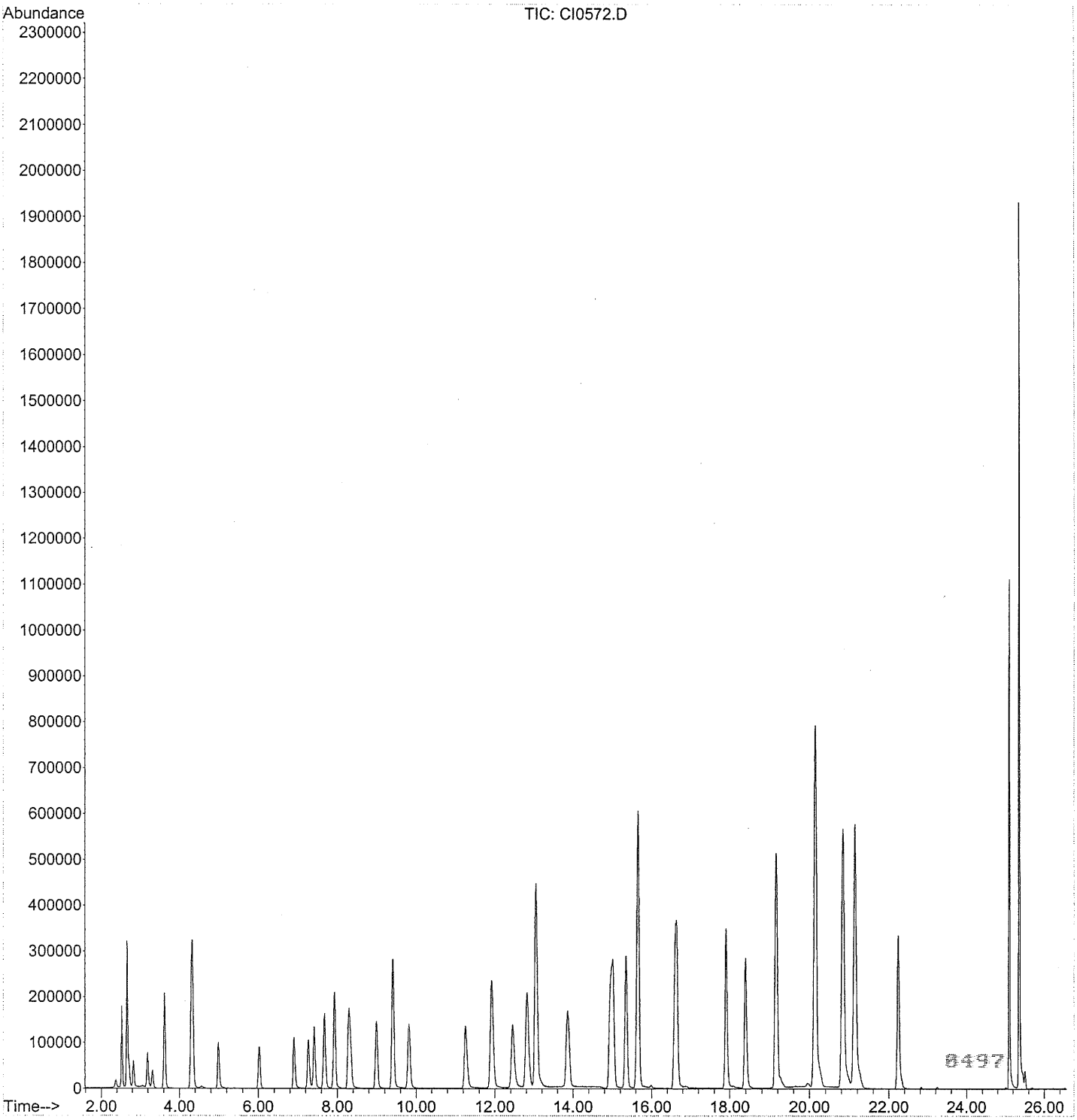

Quantitation Report (Not Reviewed)

Data Path : C:\MSDCHEM\1\DATA\SEP25\
Data File : CI0572.D
Acq On : 25 Sep 2005 22:22
Operator : JBS
Sample : LCSC03
Misc :
ALS Vial : 30 Sample Multiplier: 1

Quant Time: Sep 26 08:30:35 2005
Quant Method : C:\MSDCHEM\1\METHODS\ALLTO15.M
Quant Title :
QLast Update : Mon Sep 26 08:28:19 2005
Response via : Initial Calibration

Internal Standards	R.T.	QIon	Response	Conc	Units		Dev(Min)
1) Bromochloromethane	7.27	130	739515	10.000			0.00
37) 1,4-Difluorobenzene	9.00	114	2687016	10.000			0.00
51) Chlorobenzene d5	14.96	117	3430977	10.000			0.00

Target Compounds							Qvalue
3) Dichlorodifluoromethane	2.53	85	1920642	9.918	PPB		100
5) Freon 114	2.67	85	2042484	9.493	PPB		100
6) Chloromethane	2.71	50	792907	7.927	PPB		91
7) Vinyl Chloride	2.83	62	790749	10.845	PPB		100
9) Bromomethane	3.19	94	757911	10.943	PPB		95
10) Chloroethane	3.32	64	401909	11.980	PPB		99
12) Trichlorofluoromethane	3.62	101	2451676	11.071	PPB		99
15) 1,1-Dichloroethene	4.30	61	1397910	11.400	PPB		92
16) Freon 113	4.34	103	1248627	12.076	PPB		97
22) Methylene Chloride	5.00	84	674958	11.614	PPB		84
28) 1,1-Dichloroethane	6.02	63	1414970	11.364	PPB		96
30) cis-1,2-Dichloroethene	6.91	61	1004980	11.173	PPB	#	81
34) Chloroform	7.42	83	1585849	11.458	PPB		96
35) 1,1,1-Trichloroethane	7.68	97	1823600	11.654	PPB		97
36) Carbon Tetrachloride	7.93	117	2139961	10.849	PPB		100
38) 1,2-Dichloroethane	8.34	62	1205878	13.247	PPB		100
39) Benzene	8.29	78	2488842	12.753	PPB		98
42) Trichloroethene	9.41	130	1961795	12.313	PPB		98
44) 1,2-Dichloropropane	9.82	63	1061090	12.344	PPB	#	88
49) cis-1,3-Dichloropropene	11.26	75	1682971	10.860	PPB	#	87
52) Toluene	11.92	91	5246114	8.665	PPB		97
54) trans-1,3-Dichloropropene	12.46	75	1974948	9.465	PPB		91
56) 1,1,2-Trichloroethane	12.82	97	2007953	8.663	PPB		97
57) Tetrachloroethene	13.05	166	3406709	8.736	PPB		98
60) 1,2-Dibromoethane	13.86	107	3635269	10.453	PPB		99
61) Chlorobenzene	15.02	112	3764641	11.663	PPB		96
63) Ethylbenzene	15.36	91	5070214	10.608	PPB		99
64) m/p-Xylene	15.66	91	8076634	20.553	PPB		97
65) o-Xylene	16.61	91	3896538	10.112	PPB		96
66) Styrene	16.65	104	3426108	10.804	PPB	#	100
69) 1,1,2,2-Tetrachloroethane	18.40	83	3124086	15.623	PPB		96
72) 4-Ethyltoluene	19.16	105	8026695	13.265	PPB	#	58
73) 1,3,5-Trimethylbenzene	19.16	105	8061948	15.375	PPB		96
74) Alpha Methyl Styrene	20.13	118	98047	0.374	PPB	#	1
75) 1,2,4-Trimethylbenzene	20.15	105	12631086	23.781	PPB		97
76) 1,3-Dichlorobenzene	20.84	146	7672263	20.609	PPB		98
77) 1,4-Dichlorobenzene	21.15	146	8178414	21.957	PPB		98
78) Benzyl Chloride	16.61	91	3896538	10.112	PPB	#	100
79) 1,2-Dichlorobenzene	22.25	146	3446762	9.704	PPB		98
81) 1,2,4-Trichlorobenzene	25.10	180	4043799	13.199	PPB		98
82) Hexachlorobutadiene	25.36	225	3674818	12.648	PPB		98

(#) = qualifier out of range (m) = manual integration (+) = signals summed 0498

LANCASTER LABORATORIES
VOLATILE ORGANICS IN AIR
SUMMA CANISTER SAMPLE
ANALYSIS DATA SHEET

Sample No.: LCSC07 Date Collected: Date Received:
Lab Sample ID: LCSC07 Date Analyzed: 09/29/05 Time Analyzed: 10:29
Canister ID: SUMMA Pressure Rec'd: 14.7 psia Final Pressure: 14.7 psia
Injection Volume: 250 cc Nominal Volume: 250 cc Dilution Factor: 1.0
Instrument ID: HP09464 Lab File ID: C:\MSDCHEM\1\DATA\SEP28\CI0700.D
10-14-05

CAS RN	COMPOUND NAME	CONCENTRATION UNITS: MDL ug/m3	Q
75-71-8	Dichlorodifluoromethane	59	
76-14-2	Freon 114	80	
74-87-3	Chloromethane	24	
75-01-4	Vinyl Chloride	34	
74-83-9	Bromomethane	49	
75-00-3	Chloroethane	34	
75-69-4	Trichlorofluoromethane	67	
75-35-4	1,1-Dichloroethene	49	
76-13-1	Freon 113	100	
107-05-1	3-Chloropropene	2	U
75-09-2	Methylene Chloride	46	
75-34-3	1,1-Dichloroethane	49	
156-59-2	cis-1,2-Dichloroethene	48	
67-66-3	Chloroform	65	
71-55-6	1,1,1-Trichloroethane	74	
56-23-5	Carbon Tetrachloride	78	
107-06-2	1,2-Dichloroethane	48	
71-43-2	Benzene	39	
79-01-6	Trichloroethene	62	
78-87-5	1,2-Dichloropropane	55	
10061-01-5	cis-1,3-Dichloropropene	47	
108-88-3	Toluene	42	
10061-02-6	trans-1,3-Dichloropropene	56	
79-00-5	1,1,2-Trichloroethane	59	
127-18-4	Tetrachloroethene	75	
106-93-4	1,2-Dibromoethane	89	
108-90-7	Chlorobenzene	55	
100-41-4	Ethylbenzene	52	
1330-20-7	m/p-Xylene	100	
95-47-6	o-Xylene	55	
100-42-5	Styrene	58	
79-34-5	1,1,2,2-Tetrachloroethane	93	
622-96-8	4-Ethyltoluene	48	
108-67-8	1,3,5-Trimethylbenzene	57	

U = Compound was undetected at the specified limit of quantitation.
B = Compound was found in method blank. D = analysis of diluted sample.
J = Compound was detected, but below the limit of quantitation.

LANCASTER LABORATORIES
VOLATILE ORGANICS IN AIR
SUMMA CANISTER SAMPLE
ANALYSIS DATA SHEET

Sample No.: LCSC07 Date Collected: Date Received:
Lab Sample ID: LCSC07 Date Analyzed: 09/29/05 Time Analyzed: 10:29
Canister ID: SUMMA Pressure Rec'd: 14.7 psia Final Pressure: 14.7 psia
Injection Volume: 250 cc Nominal Volume: 250 cc Dilution Factor: 1.0
Instrument ID: HP09461 Lab File ID: C:\MSDCHEM\1\DATA\SEP28\CI0700.D

CAS RN	COMPOUND NAME	CONCENTRATION UNITS: MDL ug/m3	Q
95-63-6	1,2,4-Trimethylbenzene	57	
541-73-1	1,3-Dichlorobenzene	77	
106-46-7	1,4-Dichlorobenzene	81	
95-50-1	1,2-Dichlorobenzene	87	
120-82-1	1,2,4-Trichlorobenzene	290	

U = Compound was undetected at the specified limit of quantitation.
B = Compound was found in method blank. D = analysis of diluted sample.
J = Compound was detected, but below the limit of quantitation.

0500

Quantitation Report (Not Reviewed)

Data Path : C:\MSDCHEM\1\DATA\SEP28\
Data File : CI0700.D
Acq On : 29 Sep 2005 10:29
Operator : RDG
Sample : LCSC07
Misc :
ALS Vial : 30 Sample Multiplier: 1

Quant Time: Sep 29 10:55:48 2005
Quant Method : C:\MSDCHEM\1\METHODS\ALLTO15.M
Quant Title :
QLast Update : Wed Sep 28 17:23:56 2005
Response via : Initial Calibration

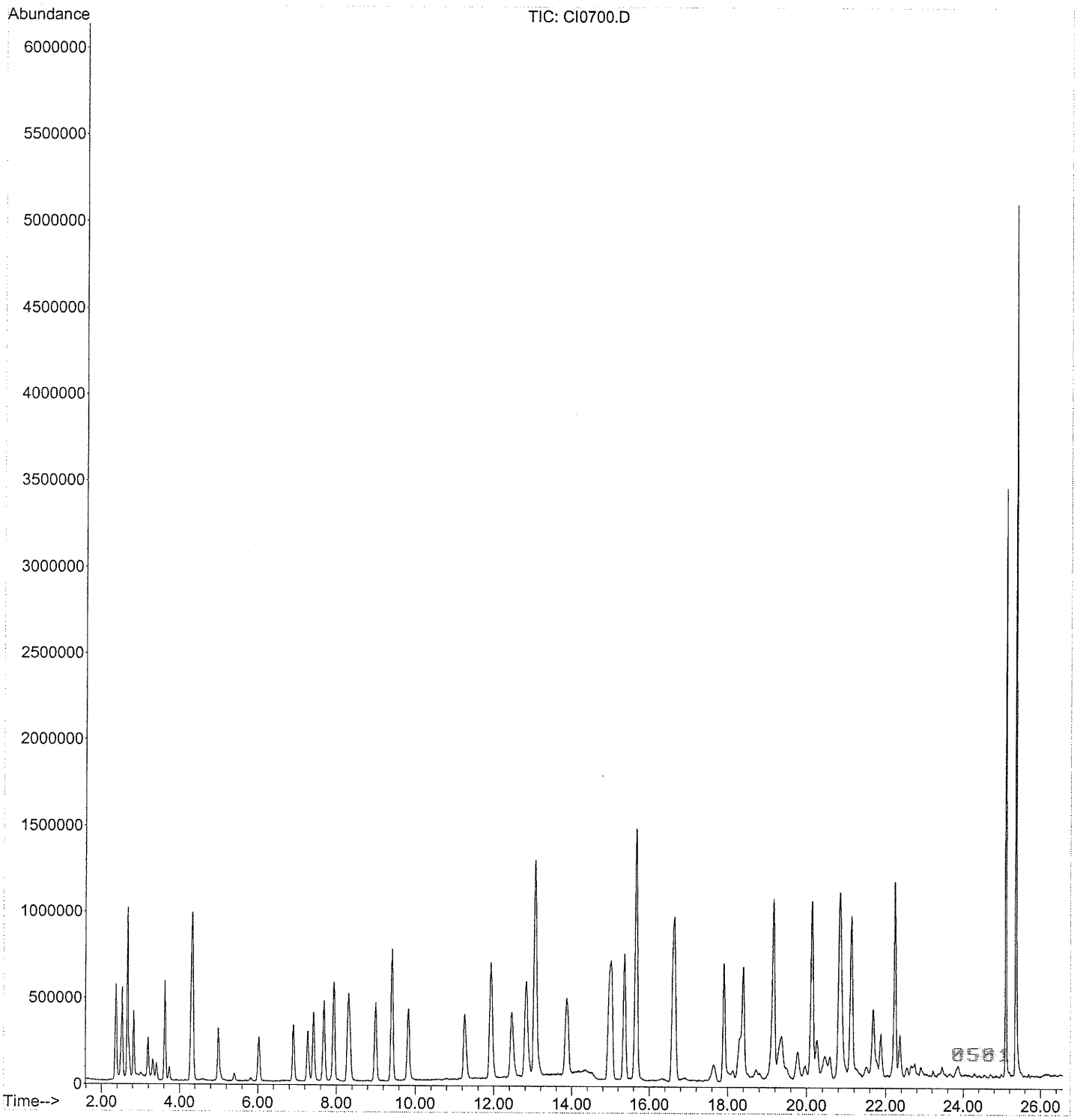

Quantitation Report (Not Reviewed)

Data Path : C:\MSDCHEM\1\DATA\SEP28\
Data File : CI0700.D
Acq On : 29 Sep 2005 10:29
Operator : RDG
Sample : LCSC07
Misc :
ALS Vial : 30 Sample Multiplier: 1

Quant Time: Sep 29 10:55:48 2005
Quant Method : C:\MSDCHEM\1\METHODS\ALLTO15.M
Quant Title :
QLast Update : Wed Sep 28 17:23:56 2005
Response via : Initial Calibration

Internal Standards	R.T.	QIon	Response	Conc	Units		Dev(Min)
1) Bromochloromethane	7.28	130	2188159	10.000			-0.08
37) 1,4-Difluorobenzene	9.00	114	8326239	10.000			-0.12
51) Chlorobenzene d5	14.96	117	8832107	10.000			-0.06

Target Compounds							Qvalue
2) Propene	2.50	41	645585	4.012	PPB	#	58
3) Dichlorodifluoromethane	2.53	85	5472028	11.917	PPB		99
5) Freon 114	2.66	85	5718556	11.476	PPB		98
6) Chloromethane	2.71	50	2772468	11.432	PPB		98
7) Vinyl Chloride	2.83	62	2376782	13.220	PPB		100
9) Bromomethane	3.19	94	2240577	12.654	PPB		100
10) Chloroethane	3.31	64	1142030	12.796	PPB		95
12) Trichlorofluoromethane	3.62	101	6660108	11.848	PPB		98
13) Pentane	3.73	43	713485	1.819	PPB		92
15) 1,1-Dichloroethene	4.30	61	3785322	12.237	PPB		97
16) Freon 113	4.33	103	3733787	13.389	PPB		98
17) Acetone	4.61	43	141304	0.469	PPB	#	49
19) Carbon Disulfide	4.56	76	118859	0.228	PPB	#	60
22) Methylene Chloride	4.99	84	1966840	13.177	PPB		97
25) trans-1,2-Dichloroethene	5.39	61	57537	0.230	PPB	#	69
27) Hexane	5.84	57	98947	0.322	PPB	#	67
28) 1,1-Dichloroethane	6.02	63	4089413	12.136	PPB		99
30) cis-1,2-Dichloroethene	6.91	61	2966892	12.148	PPB		92
31) 2-Butanone	7.41	72	49008	0.818	PPB	#	100
32) Ethyl Acetate	7.43	70	68057	2.968	PPB	#	100
34) Chloroform	7.42	83	4882244	13.407	PPB		98
35) 1,1,1-Trichloroethane	7.69	97	5648968	13.567	PPB		99
36) Carbon Tetrachloride	7.94	117	6440434	12.418	PPB		100
38) 1,2-Dichloroethane	8.34	62	3376224	11.765	PPB		99
39) Benzene	8.30	78	7382438	12.100	PPB		99
42) Trichloroethene	9.42	130	5433298	11.524	PPB		99
44) 1,2-Dichloropropane	9.82	63	3124931	11.944	PPB		94
49) cis-1,3-Dichloropropene	11.26	75	4874743	10.270	PPB	#	67
50) 4-Methyl-2-Pentanone	11.91	43	196247	0.230	PPB	#	49
52) Toluene	11.93	91	14978114	11.243	PPB		99
54) trans-1,3-Dichloropropene	12.46	75	5741857	12.307	PPB		96
56) 1,1,2-Trichloroethane	12.82	97	5711031	10.739	PPB		97
57) Tetrachloroethene	13.05	166	9587571	11.075	PPB		100
60) 1,2-Dibromoethane	13.87	107	10224858	11.603	PPB		99
61) Chlorobenzene	15.03	112	9730152	12.006	PPB		99
63) Ethylbenzene	15.36	91	13490802	11.914	PPB		100
64) m/p-Xylene	15.66	91	20969077	23.155	PPB		99
65) o-Xylene	16.60	91	10239713	12.667	PPB		99
66) Styrene	16.65	104	9067633	13.547	PPB	#	100
69) 1,1,2,2-Tetrachloroethane	18.40	83	6997069	13.498	PPB	#	77
72) 4-Ethyltoluene	19.16	105	13259107	9.718	PPB	#	60
73) 1,3,5-Trimethylbenzene	19.16	105	13261657	11.570	PPB		98
74) Alpha Methyl Styrene	20.12	118	145937	0.262	PPB	#	1
75) 1,2,4-Trimethylbenzene	20.14	105	13750419	11.590	PPB		100
76) 1,3-Dichlorobenzene	20.83	146	11020851	12.783	PPB		99
77) 1,4-Dichlorobenzene	21.13	146	11469829	13.509	PPB		99

0502

Quantitation Report (Not Reviewed)

Data Path : C:\MSDCHEM\1\DATA\SEP28\
Data File : CI0700.D
Acq On : 29 Sep 2005 10:29
Operator : RDG
Sample : LCSC07
Misc :
ALS Vial : 30 Sample Multiplier: 1

Quant Time: Sep 29 10:55:48 2005
Quant Method : C:\MSDCHEM\1\METHODS\ALLTO15.M
Quant Title :
QLast Update : Wed Sep 28 17:23:56 2005
Response via : Initial Calibration

Internal Standards	R.T.	QIon	Response	Conc Units		Dev(Min)
78) Benzyl Chloride	16.60	91	10239713	14.628 PPB	#	100
79) 1,2-Dichlorobenzene	22.23	146	10838982	14.491 PPB		100
81) 1,2,4-Trichlorobenzene	25.10	180	12347772	39.261 PPB		98
82) Hexachlorobutadiene	25.36	225	10585091	31.820 PPB		97

(#) = qualifier out of range (m) = manual integration (+) = signals summed

0583