

ENVIRONMENTAL MANAGEMENT, LTD.

On the Lake @ 41 Franck Road, Stony Point, New York 10980

Phone (845) 429-1141 • Fax (845) 429-1166

Internet: www.emlweb.com

Email: info@emlweb.com



August 10, 2009

Nicole Bonsteel, P.E.
New York State Department of Environmental Conservation
Division of Environmental Remediation
625 Broadway, 12th Floor
Albany, New York 12233


**Re: OM&M Report (Routine Maintenance) for SSD Systems Installed at
40 Marbledale Road, Tuckahoe, Westchester County
Weissman Holdings, Inc. (formerly Kings Electronics Co., Inc.)
Site # V 00237-3**

Dear Ms. Bonsteel:

Kings Electronics Co., Inc. (Kings) installed six sub-slab depressurization (SSD) systems at the Storage Deluxe self storage facility (formerly Kings Electronics) located at 40 Marbledale Road, Tuckahoe, Westchester County, New York (the Site). All SSD systems were deemed operational in March 2008. Environmental Management, Ltd. (EML) submitted an Operation, Maintenance & Monitoring (OM&M)/ Site Management Plan for the SSD systems, to New York State DEC and DOH (the State), on May 16, 2008. Its purpose was to set forth OM&M protocols and to help ensure that the SSD systems installed at the Site will continue to operate properly. EML's OM&M Plan was approved by the State on August 6, 2008. Post-Mitigation Indoor Air Quality (IAQ) Sampling pursuant to the OM&M Plan was conducted on March 12, 2009. A report of the IAQ results was submitted to the State on June 30, 2009.

Routine Maintenance

The OM&M Plan requires that specified routine maintenance commence within 18 months of the date the SSD systems became operational and occur every 12 to 18 months thereafter, until the SSD systems are shut down. A report of the Routine Maintenance conducted on May 21, 2009 is enclosed herein.



AUG 12 2009

Please contact me if you have any questions or comments.

Very truly yours,

Environmental Management, Ltd.

Donald J. Wanamaker

Donald J. Wanamaker,
President

cc: Carl Obermeyer, NYS DOH

REPORT


ENVIRONMENTAL MANAGEMENT, LTD.

On the Lake @ 41 Franck Road, Stony Point, New York 10980

Phone (845) 429-1141 • Fax (845) 429-1166

Internet: www.emlweb.com

Email: info@emlweb.com



**OM&M Report Summarizing Routine Maintenance of SSD Systems
40 Marbledale Road, Tuckahoe, Westchester County
NYSDEC Site # V 00237-3
May 21, 2009**

Kings Electronics Co., Inc. (Kings) installed six sub-slab depressurization (SSD) systems at the Storage Deluxe self storage facility (formerly Kings Electronics) located at 40 Marbledale Road, Tuckahoe, Westchester County, New York (the Site). All SSD systems were deemed operational in March 2008. An Operation, Maintenance & Monitoring (OM&M)/ Site Management Plan was submitted to the State on May 16, 2008. Its purpose was to set forth OM&M protocols and to help ensure that the SSD systems installed at the Site will continue to operate properly. The OM&M/ Site Management Plan for the self storage facility was approved by the State on August 6, 2008.

The OM&M Plan requires that specified routine maintenance commence within 18 months of the date the SSD systems became operational and occur every 12 to 18 months thereafter, until the SSD systems are shut down.

During routine maintenance, Kings or its agents must:

- (a) Conduct a visual inspection of the complete system (e.g., vent fans, piping, warning devices/manometers, labeling on systems, etc.);
- (b) Inspect all components for condition and proper operation;
- (c) Inspect metal cages surrounding drop points to ensure they are intact;
- (d) Identify and repair any leaks in accordance with Sections 4.3.1(a) of NYSDOH's *October 2006 Final Guidance for Evaluating Soil Vapor Intrusion in the State of New York* (i.e.; with the systems running, smoke tubes will be used to check for leaks through concrete cracks, floor joints and at the suction points and any leaks will be re-sealed until smoke is no longer observed flowing through the opening).
- (e) Inspect the exhaust or discharge point(s) to verify that no air intakes have been located nearby;
- (f) Interview an appropriate Storage Deluxe representative seeking comments and observations regarding the operation of the SSD system.

Preventative maintenance, repairs and/or adjustments will be made to the SSD system, as necessary, to ensure its continued effectiveness.

Routine Maintenance, May 2009

Routine maintenance was conducted at the Site on May 21, 2009 by Bruce Munson, Project Manager, Environmental Management, Ltd. (EML); Nicholas Mouganis, President, Mitigation Tech (the SSD installer); and Robert Zimmer, PE, Vice President, Geovation Engineering, PC (Geovation). Ralph Resignato, Corporate Facilities Director for Storage Deluxe, provided access to the Site, accompanied the inspection team at certain locations and was informed of significant observations as they arose.

The following summarizes the routine maintenance performed (see Exhibit 1, Annual Inspection & Routine Maintenance Form for individual systems):

- (a) **Visual Inspection:** EML and Geovation conducted a visual inspection of the six SSD Systems at Storage Deluxe. The vent fans, piping, warning devices, systems labeling were intact and in place, as installed.
- (b) **Component Condition and Operation:** A more detailed inspection of the SSD Systems components confirmed that the vent fans were running, there was no damage to the piping and the manometer readings were at the marks established during post mitigation confirmation testing by Mitigation Tech. Manometer readings obtained are recorded on the Visual Inspection Form for SSD Systems, Exhibit 2. Based on this inspection, all components of the SSD systems appeared to be in good condition and operating properly.
- (c) SSD system drop points are located (with one exception) along the corrugated metal interior walls of individual customer storage units and enclosed (solid corrugated metal cages) against the wall with the same material. At the time of this routine maintenance, most customer storage units enclosing down drops were rented (i.e., locked and inaccessible). The point at which the down drop enters the cage along the top of the storage unit wall is generally visible. No damage was noted. Unrented units were opened and the cages inspected. All down drops were intact.
- (d) **Identification and Repair of any Leaks:** The SSD systems were running at all times during the routine maintenance. The concrete facility floors, where visible within the public corridors and loading docks, were, with one exception, in excellent condition. At the loading dock for Building 6 a portion of the floor had cracked and shifted somewhat. Mitigation Tech used a smoke tube to check the crack for leaks, which were observed at several points. The crack was cleaned out and sealed along its length with polyurethane caulk, until smoke was no longer drawn in. As noted above, all down drops, including the point at which they enter the suction points they serve, are enclosed within solid corrugated metal cages and are therefore not accessible for smoke testing.
- (e) **Air Intakes:** The vent discharge point for each of the systems was observed; no air intakes have been located nearby.
- (f) **Interview:** Mr. Resignato, Corporate Facilities Director for Storage Deluxe was interviewed. He was cognizant of the recent replacement of a failed fan and had no problems with the systems' operation.

Pressure Field Extension Testing, May 2009

Upon completion of the SSD system installations at the end of 2007, Mitigation Tech conducted post-mitigation confirmation testing, which included pressure field extension testing. (A copy of that report is attached hereto as Exhibit 3.) Although field extension testing is not included within the requirements of the approved OM&M Plan, the installer (Mitigation Tech) felt that field extension test readings would provide the best diagnostic indicator of system effectiveness. Consequently, field extension testing was carried out. Where the original (i.e.; 2007) test points drilled through the slab could not be located or accessed (due to floor repainting and completion or rental of storage units) new points were drilled in adjacent hallway locations, with the agreement of Mr. Resignato.

Results and locations of the pressure field extension testing in May 2009 for the six individual systems are presented on system layouts in Exhibit 4.

Mitigation Tech's report of Routine Maintenance is attached as Exhibit 5.

Exhibits:

1. Annual Inspection & Routine Maintenance Forms (6)
2. Visual Inspection Form – SSD Systems (1)
3. Mitigation Tech Report, 12/3/07, SSD installation and testing
4. System plan drawings with pressure field readings, manometer readings, etc. (6)
5. Mitigation Tech Report of Routine Maintenance on 5/21/09

EXHIBIT 1

Annual Inspection & Routine Maintenance Form

Sub Slab Depressurization (SSD) Systems

Storage Deluxe, 40 Marbledale Road, Tuckahoe NY

SSD System # 1 Storage Deluxe Building(s) 1 Date 5/21/09

Routine Maintenance: Kings or its agents will commence routine maintenance within 18 months of the date the system became operational and such maintenance will occur every 12 to 18 months thereafter, until Kings is no longer responsible for SSD systems operations.

Maintenance Item	Check	Comments
Conduct a visual inspection of the complete system (e.g., vent fans, piping, warning devices/manometers, labeling on systems, etc.);	✓	
Inspect all components for condition and proper operation;	✓	
Inspect metal cages surrounding drop points to ensure they are intact;	✓	All lockers rented
Identify and repair any leaks (e.g., with the systems running, use smoke tubes to check for leaks through concrete cracks, floor joints and at accessible suction points. Reseal any leaks until smoke is no longer observed flowing through the opening).	✓	No leaks in slab
Inspect the exhaust or discharge point(s) to verify that no air intakes have been located nearby;	✓	None
Interview an appropriate Storage Deluxe representative seeking comments and observations regarding the operation of the SSD system.	✓	Interviewee: Ralph Resignato Corp. Facilities Director
Conduct appropriate pressure field extension testing of SSD System	✓	Demo locker in showroom

Action taken, if deficiencies noted: _____

Inspected by

Francis DeMunier

Organization

Env. Eng + Ltd.

Resolution:

Date: _____

Name: _____

Initial: _____

Annual Inspection & Routine Maintenance Form
Sub Slab Depressurization (SSD) Systems
 Storage Deluxe, 40 Marbledale Road, Tuckahoe NY

SSD System # 2

Storage Deluxe Building(s) 3 + 4

Date 5/21/09

Routine Maintenance: Kings or its agents will commence routine maintenance within 18 months of the date the system became operational and such maintenance will occur every 12 to 18 months thereafter, until Kings is no longer responsible for SSD systems operations.

Maintenance Item	Check	Comments
Conduct a visual inspection of the complete system (e.g., vent fans, piping, warning devices/manometers, labeling on systems, etc.);	✓	
Inspect all components for condition and proper operation;	✓	
Inspect metal edges surrounding drop points to ensure they are intact;	✓	Where located in unvented lockers
Identify and repair any leaks (e.g., with the systems running, use smoke tubes to check for leaks through concrete cracks, floor joints and at accessible suction points. Reseal any leaks until smoke is no longer observed flowing through the opening).	✓	Cracked floor in Locker 1150 Smoke tested on 7/15. 0.016 wci maintained at two adjacent TPs
Inspect the exhaust or discharge point(s) to verify that no air intakes have been located nearby;	✓	None
Interview an appropriate Storage Deluxe representative seeking comments and observations regarding the operation of the SSD system.	✓	Interviewee: Ralph Resignato, Corporate Facilities & Swelter
Conduct appropriate pressure field extension testing of SSD System.	✓	Original TP in Bldg 4, Three new TPs in Bldg 3

Action taken, if deficiencies noted: _____

Inspected by Thomas H. Heenan

Organization Env. Mgt Ltd

Resolution:

Date: _____

Name: _____

Initial: _____

Annual Inspection & Routine Maintenance Form
Sub Slab Depressurization (SSD) Systems
 Storage Deluxe, 40 Marbledale Road, Tuckahoe NY

SSD System # 3 Storage Deluxe Building(s) 2+4 Date 5/21/09

Routine Maintenance: Kings or its agents will commence routine maintenance within 18 months of the date the system became operational and such maintenance will occur every 12 to 18 months thereafter, until Kings is no longer responsible for SSD systems operations.

Maintenance Item	Check	Comments
Conduct a visual inspection of the complete system (e.g., vent fans, piping, warning devices/manometers, labeling on systems, etc.);	✓	
Inspect all components for condition and proper operation;	✓	
Inspect metal cages surrounding drop points to ensure they are intact;	✓	<i>where accessible.</i>
Identify and repair any leaks (e.g., with the systems running, use smoke tubes to check for leaks through concrete cracks, floor joints and at accessible suction points. Reseal any leaks until smoke is no longer observed flowing through the opening).	✓	<i>No cracks in slab</i>
Inspect the exhaust or discharge point(s) to verify that no air intakes have been located nearby;	✓	<i>None</i>
Interview an appropriate Storage Deluxe representative seeking comments and observations regarding the operation of the SSD system.	✓	Interviewee: <i>Ralph Resignato, Corp. Facilities Director</i>
Conduct appropriate pressure field extension testing of SSD System.	✓	<i>Original TPs</i>

Action taken, if deficiencies noted: _____

Inspected by *Forrest B. Pleasur*

Organization *Env. Mgt. Ltd.*

Resolution:

Date: _____ Name: _____ Initial: _____

Annual Inspection & Routine Maintenance Form

Sub Slab Depressurization (SSD) Systems

Storage Deluxe, 40 Marbledale Road, Tuckahoe NY

SSD System # 4

Storage Deluxe Building(s) 5 & 6

Date 5/21/09

Routine Maintenance: Kings or its agents will commence routine maintenance within 18 months of the date the system became operational and such maintenance will occur every 12 to 18 months thereafter, until Kings is no longer responsible for SSD systems operations.

Maintenance Item	Check	Comments
Conduct a visual inspection of the complete system (e.g., vent fans, piping, warning devices/manometers, labeling on systems, etc.);	✓	Leaves & debris from hillside collecting at rear of Bldg 6. Close to exit pipe to fan.
Inspect all components for condition and proper operation;	✓	
Inspect metal cages surrounding drop points to ensure they are intact;	✓	Where accessible
Identify and repair any leaks (e.g., with the systems running, use smoke tubes to check for leaks through concrete cracks, floor joints and at accessible suction points. Reseal any leaks until smoke is no longer observed flowing through the opening).	✓	Crack in floor of loading dock show leaking at several spots. Cleaned out & sealed w. polyurethane caulk
Inspect the exhaust or discharge point(s) to verify that no air intakes have been located nearby;	✓	None
Interview an appropriate Storage Deluxe representative seeking comments and observations regarding the operation of the SSD system.	✓	Interviewee: Ralph Casignato Corp. Facilities Director
Conduct appropriate pressure field extension testing of SSD System.	✓	Three original TPs

Action taken, if deficiencies noted: _____

Inspected by Ernest M. DeLuca

Organization Env. Mgt Ltd

Resolution:

Date: _____ Name: _____ Initial: _____

Annual Inspection & Routine Maintenance Form
Sub Slab Depressurization (SSD) Systems
 Storage Deluxe, 40 Marbledale Road, Tuckahoe NY

SSD System # 5 Storage Deluxe Building(s) 7 Date 5/21/09

Routine Maintenance: Kings or its agents will commence routine maintenance within 18 months of the date the system became operational and such maintenance will occur every 12 to 18 months thereafter, until Kings is no longer responsible for SSD systems operations.

Maintenance Item	Check	Comments
Conduct a visual inspection of the complete system (e.g., vent fans, piping, warning devices/manometers, labeling on systems, etc.);	✓	
Inspect all components for condition and proper operation;	✓	
Inspect metal cages surrounding drop points to ensure they are intact;	✓	Locker 0013 - Drop point freestanding near IW-12. Not protected with unit.
Identify and repair any leaks (e.g., with the systems running, use smoke tubes to check for leaks through concrete cracks, floor joints and at accessible suction points. Reseal any leaks until smoke is no longer observed flowing through the opening).	✓	Hallways covered w. carpet tiles. Slab intact where accessible in unsealed lockers.
Inspect the exhaust or discharge point(s) to verify that no air intakes have been located nearby;	✓	None
Interview an appropriate Storage Deluxe representative seeking comments and observations regarding the operation of the SSD system.	✓	Interviewee. Ralph Resignato Corporate Facilities Director
Conduct appropriate pressure field extension testing of SSD System.	✓	Basement not built out when system installed & tested. Original TPs covered over.

Action taken, if deficiencies noted: _____

Inspected by *Ernie J. DeLuca*

Organization *Env. Syst. Ltd.*

Resolution:

Date: _____ Name: _____ Initial: _____

Annual Inspection & Routine Maintenance Form
Sub Slab Depressurization (SSD) Systems
 Storage Deluxe, 40 Marbledale Road, Tuckahoe NY

SSD System # 6 Storage Deluxe Building(s) 9 Date 5/21/09

Routine Maintenance: Kings or its agents will commence routine maintenance within 18 months of the date the system became operational and such maintenance will occur every 12 to 18 months thereafter, until Kings is no longer responsible for SSD systems operations.

Maintenance Item	Check	Comments
Conduct a visual inspection of the complete system (e.g., vent fans, piping, warning devices/manometers, labeling on systems, etc.).	✓	
Inspect all components for condition and proper operation:	✓	
Inspect metal cages surrounding drop points to ensure they are intact;	✓	<i>Where visible</i>
Identify and repair any leaks (e.g., with the systems running, use smoke tubes to check for leaks through concrete cracks, floor joints and at accessible suction points. Reseal any leaks until smoke is no longer observed flowing through the opening).	✓	<i>Floor slab intact</i>
Inspect the exhaust or discharge point(s) to verify that no air intakes have been located nearby;	✓	<i>None</i>
Interview an appropriate Storage Deluxe representative seeking comments and observations regarding the operation of the SSD system.	✓	<i>Interviewee: Ralph Resignato Corporate Facilities Director</i>
Conduct appropriate pressure field extension testing of SSD System.	✓	<i>New TP near original</i>

Action taken, if deficiencies noted: _____

Inspected by *Frederic DeBlase*

Organization *Env. Mgt. Ltd*

Resolution:

Date: _____ Name: _____ Initial: _____

EXHIBIT 2

Visual Inspection Form – SSD Systems
 Storage Deluxe, 40 Marbledale Road, Tuckahoe NY

Date 5/21/09

For use during the annual Routine Maintenance of the SSD systems, and may be used for other visual checks. SSD system exhaust fans shall be checked for obvious signs of deterioration (e.g., excessive noise, vibration, overheating, loose or damaged mountings). Manometer readings will also be recorded, to document current system vacuum.

SSD System	Fan Operation/Comments	Manometer Vacuum (wei)
1 – Office/Showroom	Normal	17
2 – Buildings 3 & 4	Normal	2.0
3 – Buildings 2 & 4	Normal	0.9
4 – Buildings 5 & 6	Normal	1.6
5 – Building 7	Normal	0.9
6 – Building 9	Normal	2.6

Other observations:

Inspected by Teresa M. Blum
 Organization Env. Syst Ltd

EXHIBIT 3

mitigation tech *radon correction specialists*

December 3, 2007

Mr. Bruce Munson
Environmental Management, Ltd.
41 Franck Rd
Stony Point, NY 10980-3012
Via email attachment: bmunson@emlweb.com, dwanamaker@emlweb.com

**Re: Completion of SSD System Installation
Former Kings Electronics Site
40 Marbledale Rd., Tuckahoe, NY 10707**

Dear Mr. Munson:

On November 8, 2007 we visited this location A) to complete several outstanding work items, B) to conduct a thorough inspection and performance evaluation of the installed SSD system, and C) to certify system effectiveness. Our report follows.

System configuration has changed substantially since submission and acceptance of our original work plan. Causes include the accommodation of new owner's design and construction schedule, and the determination by others that intrinsically safe blowers would be required at three locations, Fan #2, #3 and #5. Utilizing a field designed grid and incorporating connections to pre-existing covered trenches, six specialized fans furnish negative pressure differential to all areas of the sub-slab except Building 8 and the sprinkler room (unoccupied). The intent of the original work plan has been accomplished.

- A. Outstanding work items completed on 11-08-07
 - 1. Add exterior sampling port to building 1 fan system
 - 2. Add (2) suction points to building 5 – one at each floor level with valve as required; connect to B-6 SSD system; test for influence

- B. Inspection and Performance Evaluation - We performed the following procedures and recorded the following observations:
 - 1. Conduct a visual inspection of the complete SSD system (e.g., vent fans, piping, vacuum gauges, labeling, etc.); **Observation : Acceptable**
 - 2. Inspect all components for condition and proper operation; **Observation : Acceptable**
 - 3. Identify (and repair) any leaks in accordance with Sections 4.3.1(a) of the NYS DOH Guidance **Observation: No leaks**
 - 4. Inspect the discharge point to verify that no air intakes have been located nearby; **Observation: No intakes**
 - 5. Interview the primary occupant of the premises seeking comments regarding the operation of the SSD system; **No comments of concern**
 - 6. Inspect all vertical pipe drops to suction cavities to ensure that metal protective coverings have been installed; **Observation : Acceptable;**

Exceptions – a) two new drops in building 5; owner agrees to add coverings to these before use by public, **b)** currently freestanding pipe drop in basement of B-7; owner agrees to build cage around this pipe once area is built out

7. List location of all suction cavities and plot on floor plan
B-1: 1002, 1004, 1007, 1011
B-2: 1024, 1029
B-3: 1080, 1090, 1119, 1150, 1130, 1155, 1167, 1205
B-4: 1236, 1255, 1260, 1264, 1268, 1271
B-5: 1286, 1290
B-6: 1301, 1304, 1307, 1312, 1315, 1317, 1326
B-7: central location (unnumbered)
B-8: None
B-9: 1430, 1433, 1437
8. Conduct pressure field extension testing (to ensure that the system is maintaining a vacuum beneath the entire slab).

Bldg.	Location	Differential wci	Fan System
1	Sales demo	.007	1
2	1035	.020	3
2	1031	.017	3
3	1213	.025	2
4	1226	.314	2
5	1285	.005	4
5	1292	.026	4
6	1302	.095	4
7	1408	.013	5
7	1416	.008	5
8	N/A	N/A	-
9	1447	.047	6

9. No additional repairs or adjustments made

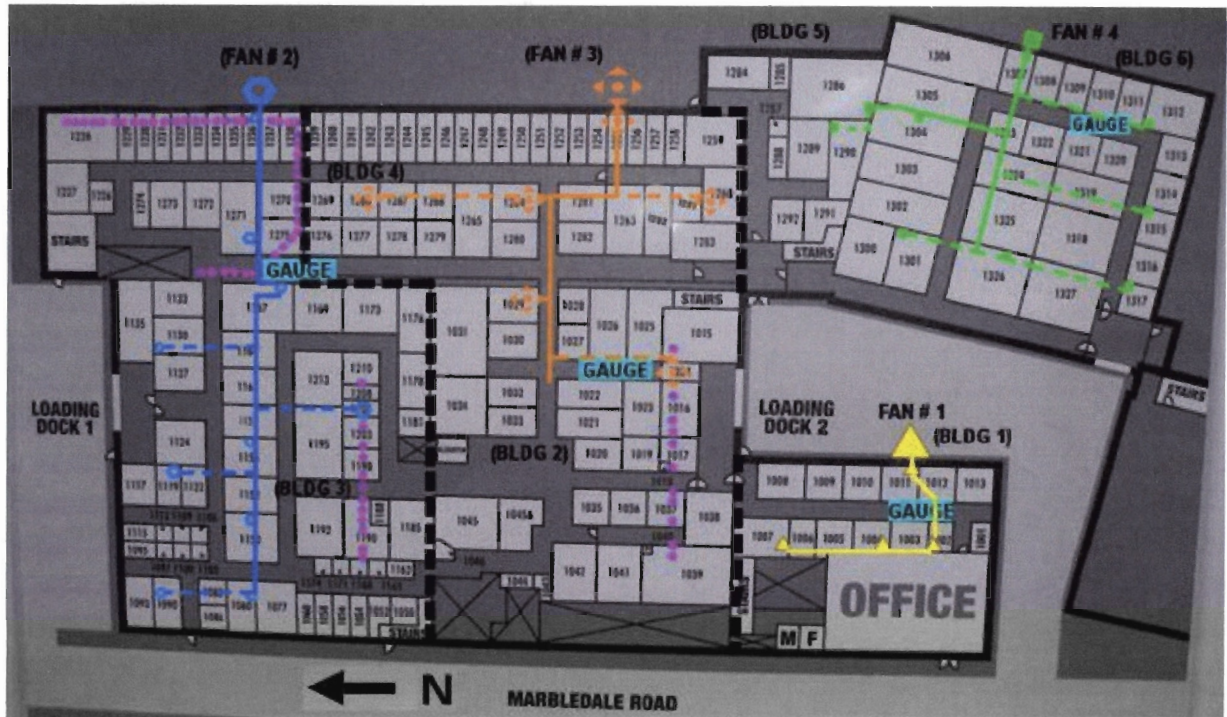
C. I certify that the installed system is effective.

If you have any questions, please contact me.

Nicholas E. Mouganis EPA listing # 15415-I; NEHA ID# 100722

Attachment: schematic showing system components overlaid on a floor plan furnished by Storage Deluxe

55 SHUMWAY ROAD, BROCKPORT, NEW YORK, 14420 * OFFICE/FAX 585-637-7430

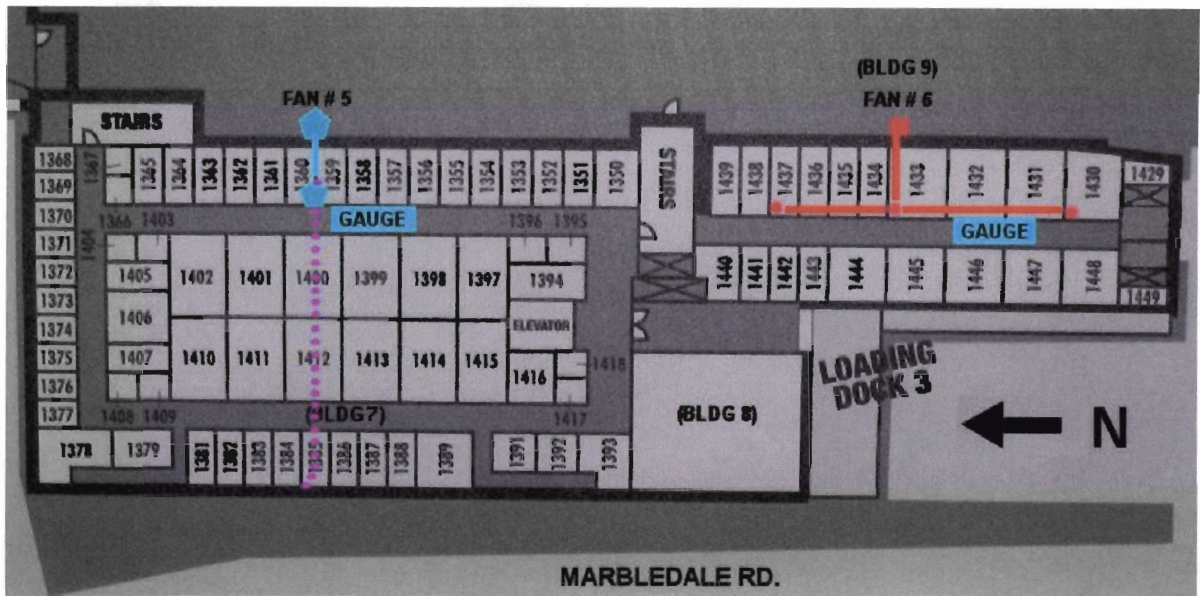


SSD systems. Buildings 1 through 6 - Storage Deluxe, Tuckahoe, NY

Within the four color-coded systems illustrated, solid lines represent 3" PVC pipe and dashed lines 2" PVC pipe. Dotted purple lines are pre-existing sub slab trenches.

mitigation tech

55 SHUMWAY ROAD, BROCKPORT, NEW YORK, 14420 * OFFICE/FAX 585-637-7430



SSD systems. Buildings 7 through 9 – Storage Deluxe, Tuckahoe, NY

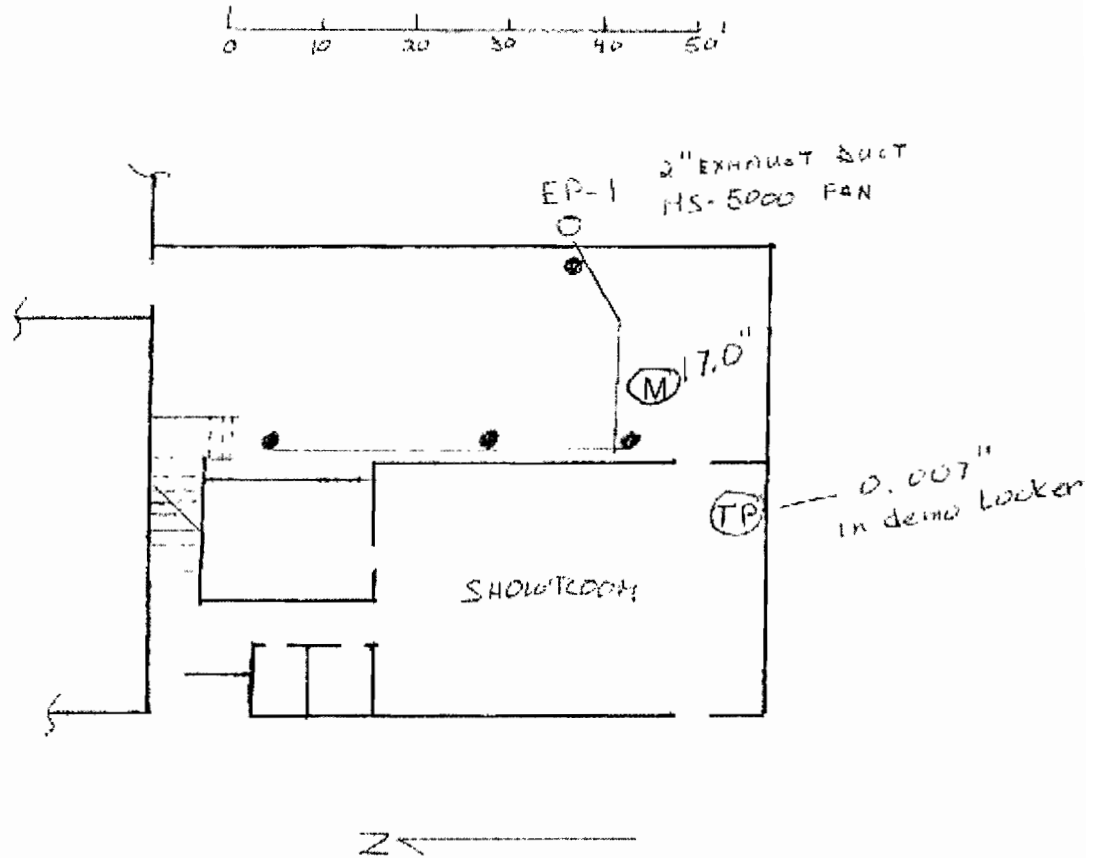
The two color coded systems utilize 3" PVC pipe throughout.
Dotted purple line is a pre-existing sub slab trench.

mitigation tech

55 SHUMWAY ROAD, BROCKPORT, NEW YORK, 14420 * OFFICE/FAX 585-637-7430

EXHIBIT 4

System 1, Building 1



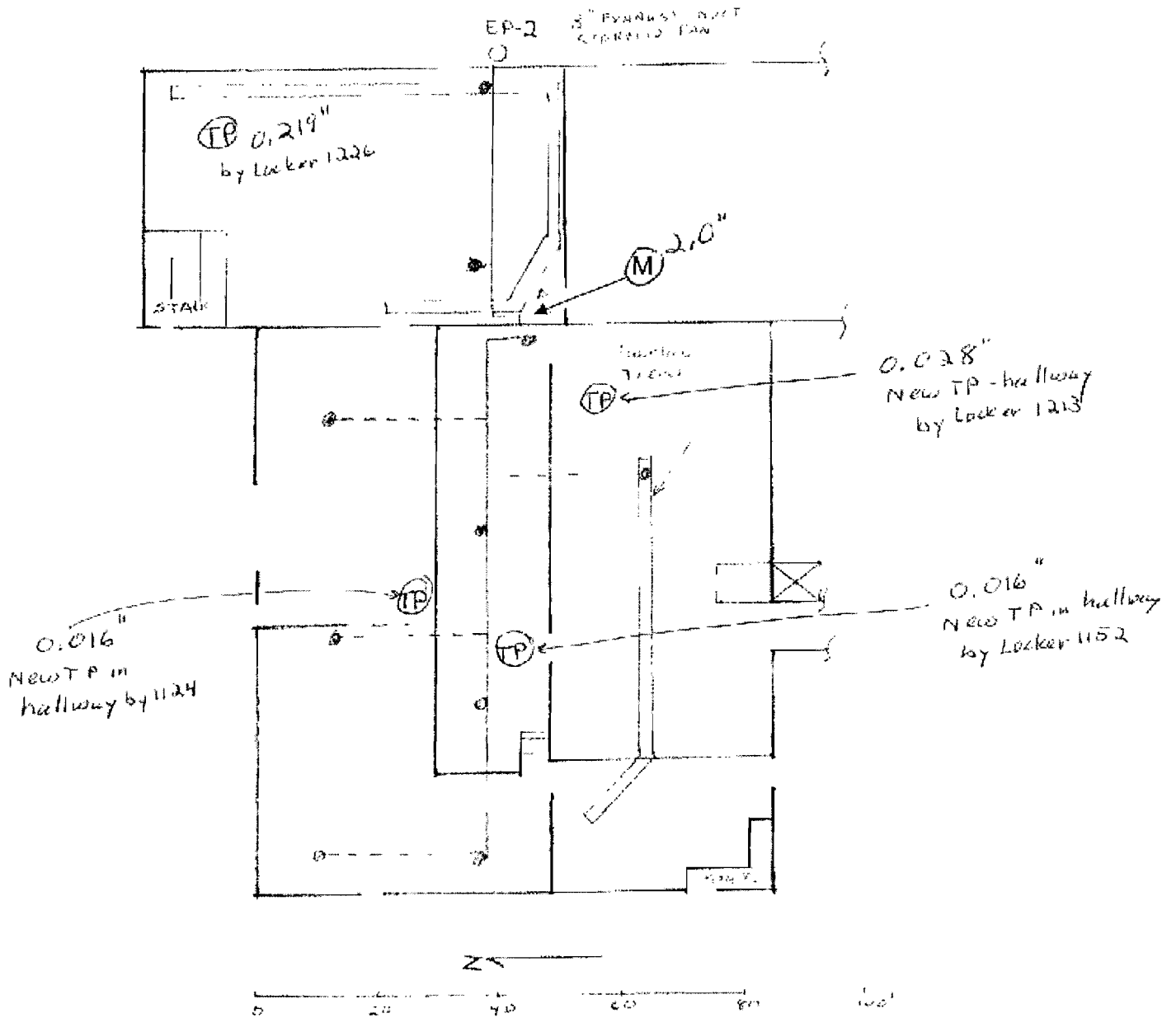
KEY	
●	Suction Point
○	Exhaust Duct
—	3" Duct
---	2" Duct
M	Manometer

mitigation tech

55 SHUMWAY ROAD, BROCKPORT, NEW YORK, 14420 * OFFICE/FAX 585-637-7430

Pressure Field Extension (TP) and Manometer (M) Vacuum - wei
 System 2, Buildings 3 and 4

5/21/09



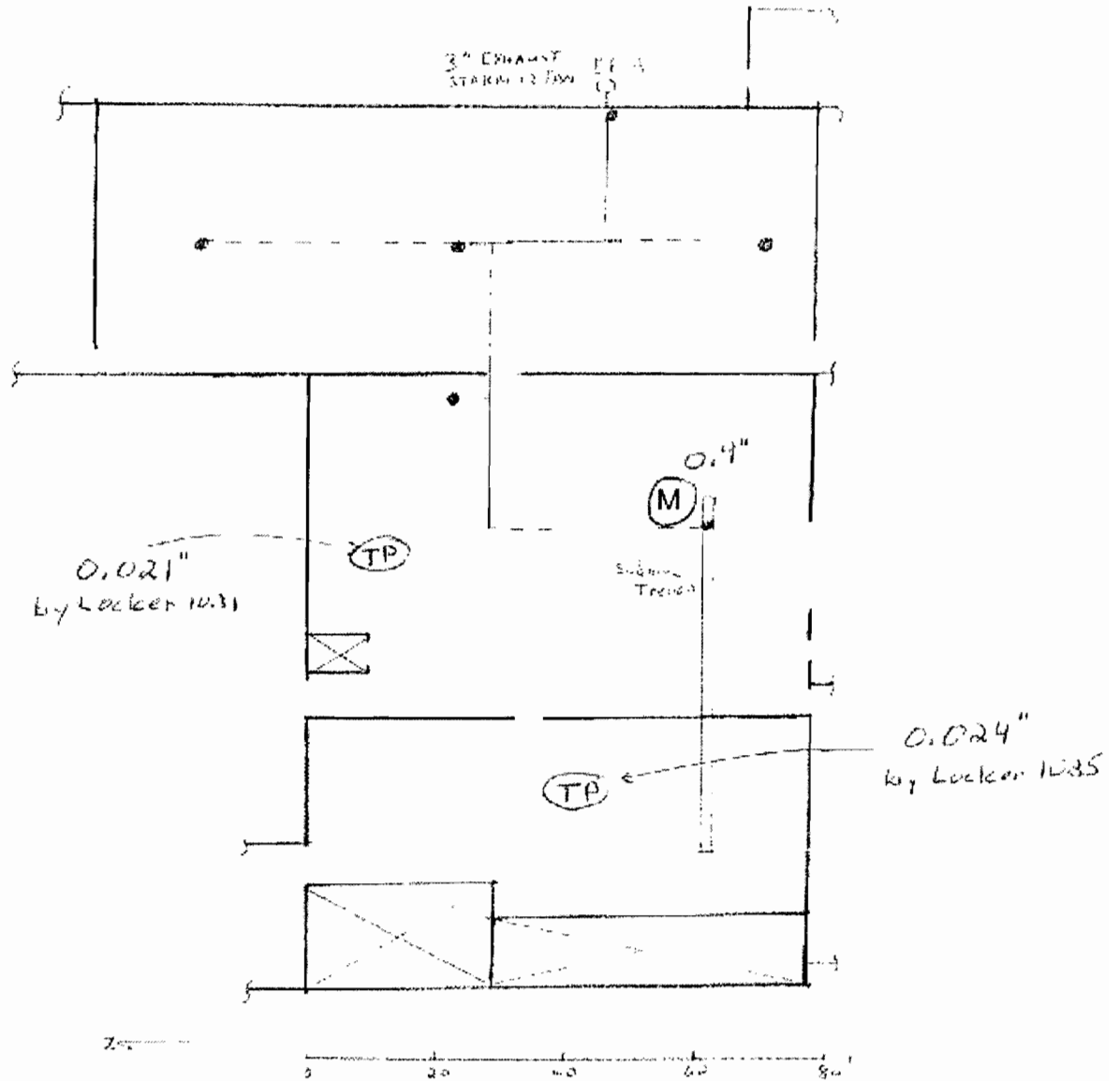
KEY	
●	Suction Point
○	Exhaust Duct
—	3" Duct
- - -	2" Duct
M	Manometer

mitigation tech

55 SHUMWAY ROAD, BROCKPORT, NEW YORK, 14420 * OFFICE/FAX 585-637-7430

Pressure Field Extension (TP) and Manometer (M) Vacuum - wci
 System 3, Buildings 2 and 4.

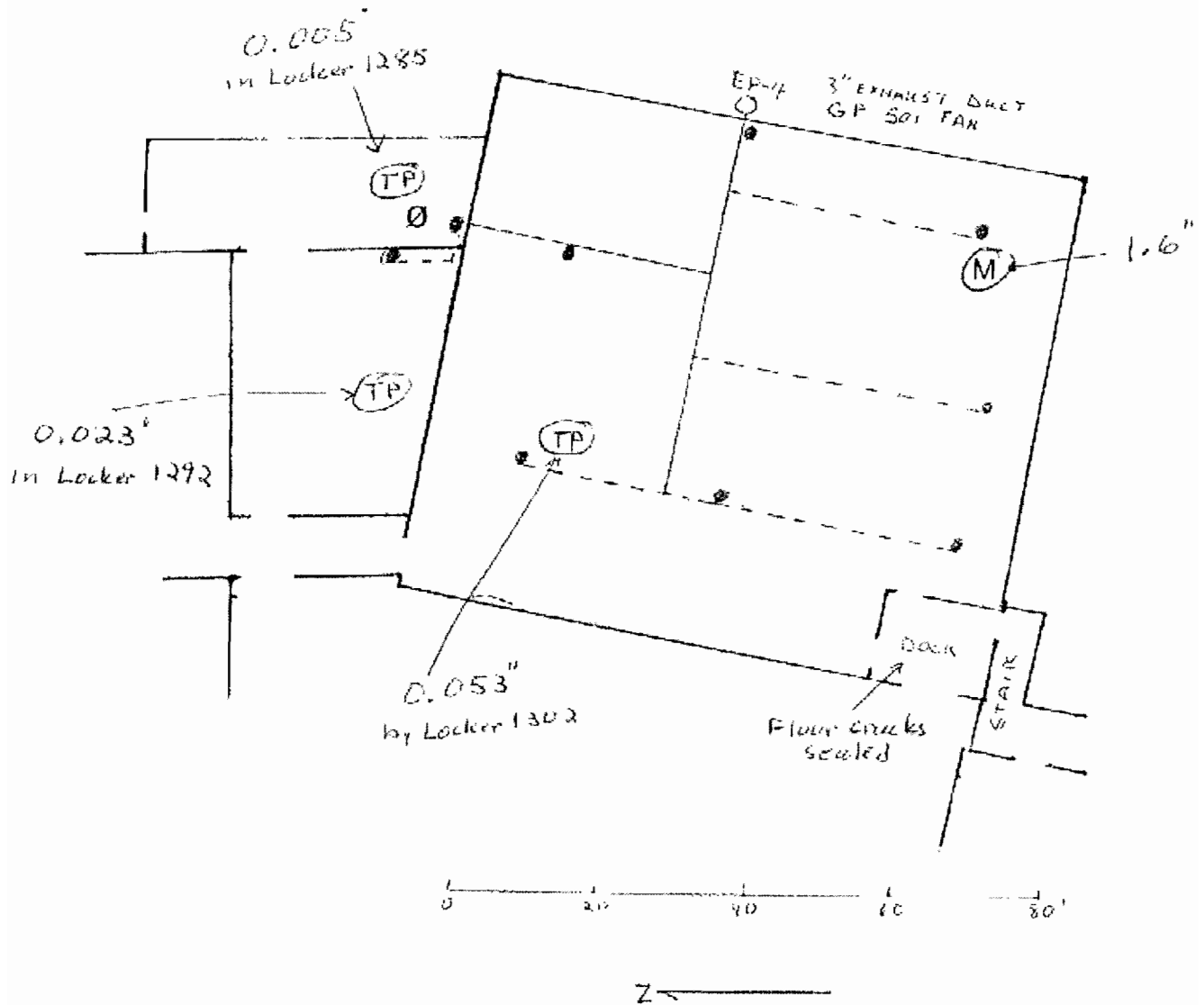
5/21/09



KEY	
●	Suction Point
○	Exhaust Duct
—	3" Duct
---	2" Duct
M	Manometer

mitigation tech

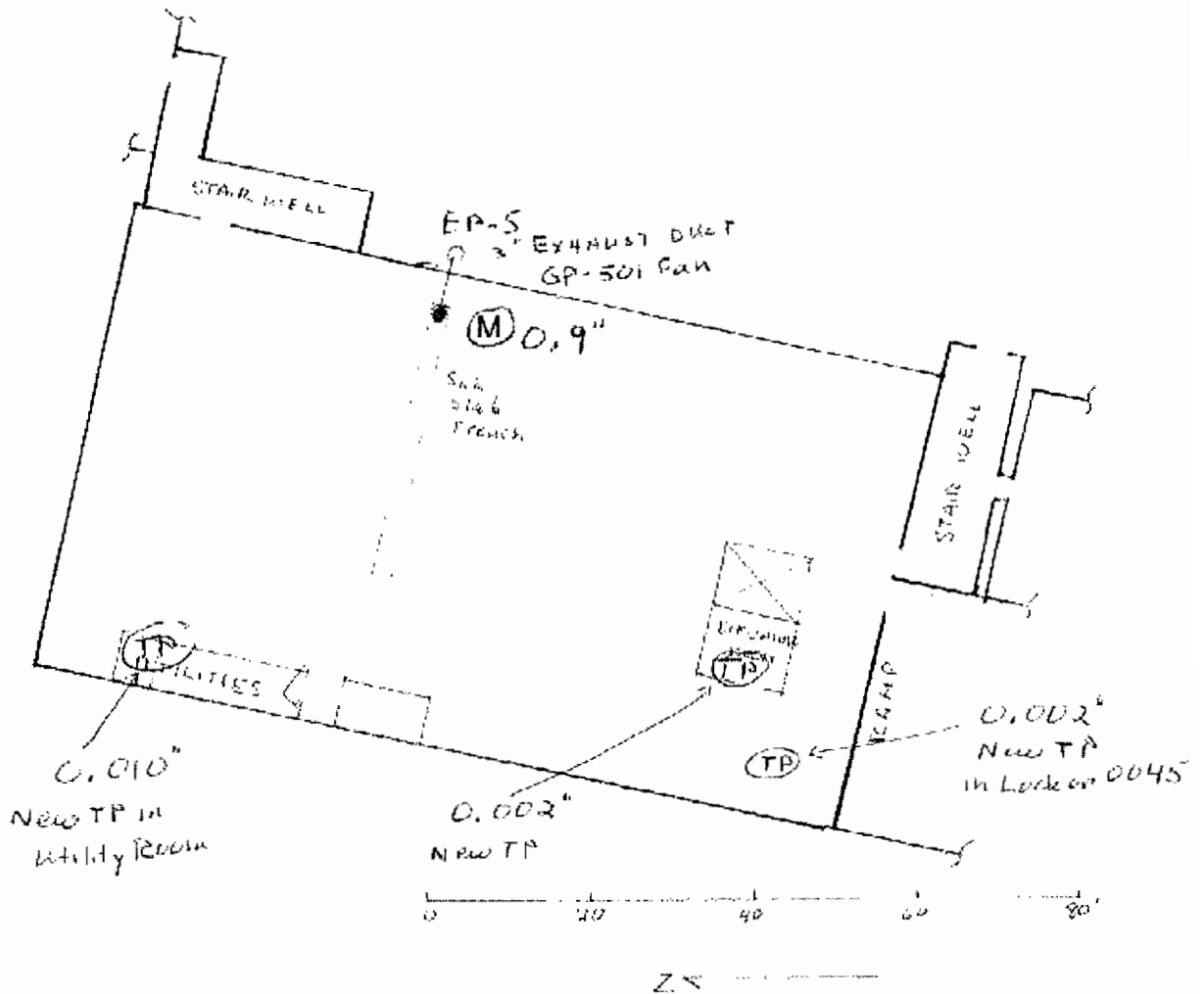
55 SHUMWAY ROAD, BROCKPORT, NEW YORK, 14420 * OFFICE/FAX 585-637-7430



KEY	
●	Suction Point
○	Exhaust Duct
—	3" Duct
- - -	2" Duct
M	Manometer
∅	Proportioning Valve

mitigation tech

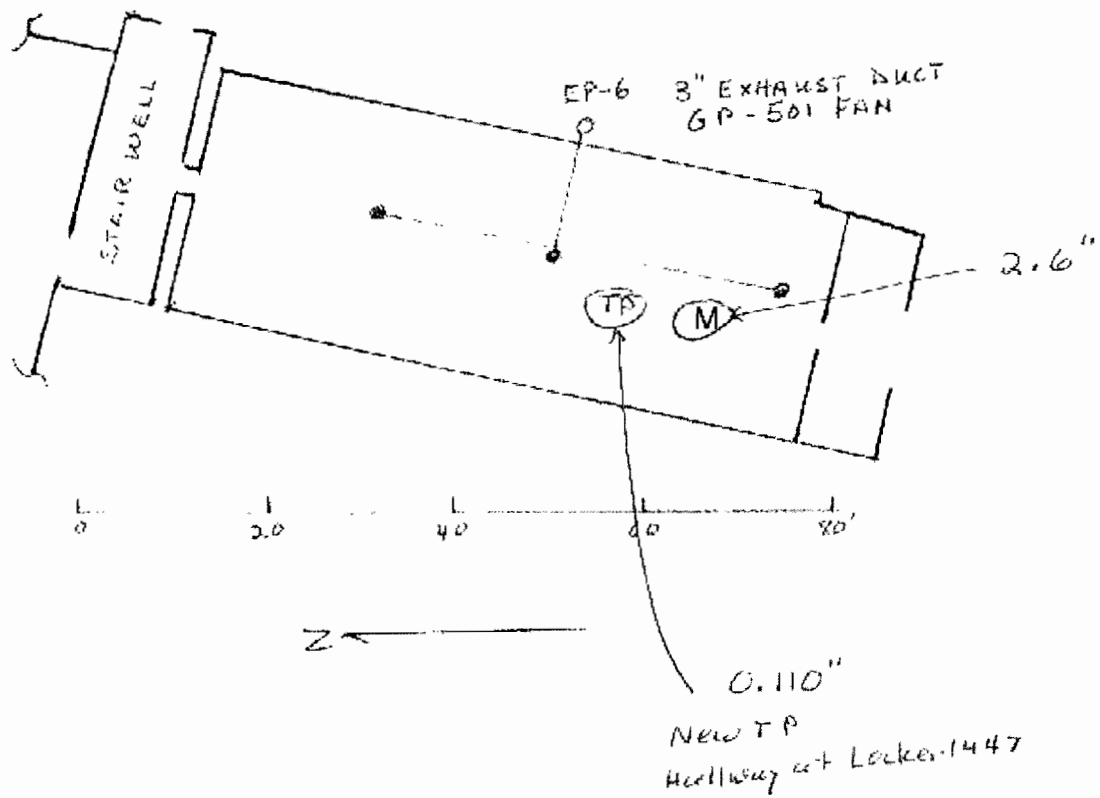
55 SHUMWAY ROAD, BROCKPORT, NEW YORK, 14420 * OFFICE/FAX 585-637-7430



KEY	
●	Suction Point
○	Exhaust Duct
—	3" Duct
---	2" Duct
M	Manometer

mitigation tech

55 SHUMWAY ROAD, BROCKPORT, NEW YORK, 14420 * OFFICE/FAX 585-637-7430



KEY	
■	Suction Point
○	Exhaust Duct
—	3" Duct
---	2" Duct
M	Manometer

mitigation tech

55 SHUMWAY ROAD, BROCKPORT, NEW YORK, 14420 * OFFICE/FAX 585-637-743

EXHIBIT 5

mitigation tech *vapor intrusion specialists*

July 29, 2009

Mr. Bruce Munson
Environmental Management, Ltd.
41 Franck Rd
Stony Point, NY 10980-3012
Via email attachment: bruce@emlweb.com; dwanamaker@emlweb.com

**Re: SSD Routine Maintenance, May 21, 2009
Storage Deluxe (Former Kings Electronics Site)
40 Marbledale Rd., Tuckahoe, NY 10707**

Dear Mr. Munson:

On May 21, 2009 we visited this location to carry out the required Routine Maintenance of the installed SSD systems. In addition to you, Robert Zimmer, PE, Geovation Engineering participated in conducting a thorough inspection and performance evaluation of the installed SSD systems in order to certify system effectiveness. Our report follows.

Since the post mitigation confirmation testing (pressure field extension vacuum) was conducted on the completed systems at the end of 2007, three system fans have required repair (System 3) or replacement (Systems 1 and 5). No other repairs were necessary.

It was noted that the facility is now in full operation, and consequently access to many system components (e.g., vertical pipe drops and suction points within rented storage lockers) was limited. At some locations, where the original test points could not be accessed, new ones were installed.

Inspection and Performance Evaluation - We performed the following procedures and recorded the following observations:

1. Conduct a visual inspection of the complete SSD system (e.g., vent fans, piping, vacuum gauges, labeling, etc.); **Observation : Acceptable**
2. Inspect all components for condition and proper operation; **Observation : Acceptable.**
3. Identify (and repair) any leaks in accordance with Sections 4.3.1(a) of the NYS DOH Guidance; **Observation: crack in floor of loading dock for Building 6 sealed with polyurethane caulk. No other leaks noted.**
4. Inspect the discharge points to verify that no air intakes have been located nearby; **Observation: No intakes.**
5. Interview the primary occupant of the premises seeking comments regarding the operation of the SSD system; **Corporate Facilities Director had no concerns regarding the systems.**
6. Inspect all vertical pipe drops to suction cavities to ensure that metal protective coverings have been installed; **Observation : Acceptable;**

7. Conduct pressure field extension testing (to ensure that the system is maintaining a vacuum beneath the entire slab).

Bldg.	Location	Differential wci	Fan System
1	Sales demo	.007	1
2	1035	.024	3
2	1031	.021	3
3	1213	.028	2
3	1152	.016	2
3	1124	.016	2
4	1226	.219	2
5	1285	.005	4
5	1292	.023	4
6	1302	.053	4
7	0045	.002	5
7	Elevator Rm	.002	5
7	Utility Rm	.010	5
9	1447	.110	6

8. No additional repairs or adjustments made.

I certify that the installed systems are effective.

If you have any questions, please contact me.

NICHOLAS E MOUGANIS

Nicholas E. Mouganis EPA listing # 15415-I; NEHA ID# 100722
President

55 SHUMWAY ROAD, BROCKPORT, NEW YORK, 14420 * OFFICE/FAX 585-637-7430