




Known for excellence. Built on trust.



**AUGUST 2021
GROUNDWATER SAMPLING REPORT
BCP SITE #C932138
GM COMPONENTS HOLDINGS, LLC
200 Upper Mountain Road
Lockport, New York**

May 18, 2022
File No. 21.0056546.20



PREPARED FOR:
New York State Department of Environmental
Conservation

GZA GeoEnvironmental of New York
300 Pearl Street, Suite 700 | Buffalo, NY 14202
716-685-2300

31 Offices Nationwide
www.gza.com

Copyright© 2022 GZA GeoEnvironmental, Inc.



Known for excellence.
Built on trust.

GEOTECHNICAL
ENVIRONMENTAL
ECOLOGICAL
WATER
CONSTRUCTION
MANAGEMENT

GZA GeoEnvironmental of NY
300 Pearl Street
Suite 700
Buffalo, NY 14202
T: 716.685.2300
F: 716.248.1472
www.gza.com



VIA EMAIL

May 18, 2022
File No: 21.0056546.20

Mr. Glenn May, CPG
New York State Department of Environmental Conservation
Division of Environmental Remediation, Region 9
270 Michigan Ave.
Buffalo, NY 14203-2915

RE: August 2021 Groundwater Sampling Report
BCP Site # C932138
GM Components Holdings, LLC
200 Upper Mountain Road
Lockport, NY 14094

Dear Glenn:

GZA GeoEnvironmental of New York (GZA) is pleased to provide the attached August 2021 Groundwater Sampling Report for BCP Site # C932138.

We hope this report satisfies your present needs. If you need any additional site-specific information, please contact Jim Richert at 716-844-7048.

Sincerely,

GZA GEOENVIRONMENTAL OF NEW YORK

James J. Richert, P.G.
Senior Project Manager

Bart A. Klettke, P.E.
Principal



TABLE OF CONTENTS

Page

1.00 INTRODUCTION AND BACKGROUND.....	1
2.00 GROUNDWATER MONITORING AND SAMPLING	1
3.00 ANALYTICAL RESULTS AND DISCUSSION	3
4.00 GROUNDWATER MONITORING CONCLUSIONS AND RECOMMENDATIONS	6

TABLES

TABLE 1	SUMMARY OF GROUNDWATER SAMPLE ANALYTICAL RESULTS
---------	--

FIGURES

FIGURE 1	SITE PLAN
FIGURE 2	AUGUST 2021 GROUNDWATER CONTOUR MAP
FIGURE 3	EXTENT OF GROUNDWATER CONTAMINATION
FIGURE 4	SUMMARY OF HISTORIC GROUNDWATER MONITORING RESULTS

APPENDICES

APPENDIX A	MONITORING WELL OBSERVATIONS AND GROUNDWATER SAMPLING LOGS
APPENDIX B	PREVIOUS ANALYTICAL RESULTS AND GRAPHS
APPENDIX C	DATA QUALITY ASSESSMENT AND VERIFICATION REPORT
APPENDIX D	ANAEROBIC BIODEGRADATION SCREENING TABLES
APPENDIX E	TABLE E-1 WELL CONDITION SURVEY
APPENDIX F	EUROFINS TEST AMERICA ANALYTICAL LABORATORY REPORTS



1.0 INTRODUCTION AND BACKGROUND

On behalf of GM Components Holdings LLC (GMCH), GZA GeoEnvironmental of New York (GZA) has prepared this report to summarize the results of the August 2021 groundwater sampling event conducted at Brownfield Cleanup Program (BCP) Site No. C932138 at the GMCH facility located at 200 Upper Mountain Road in Lockport, New York. The groundwater sampling event was conducted from August 17, 2021 through September 1, 2021 and included 25 monitoring wells (see **Figure 1**). Eleven wells are in proximity of Building 7 (MW-7-1R, 7-2, 7-3, 7-4, 7-5, 7-6, 7-7, 7-8, 7-A-6, 7-C-2, and 7-P-1). Eight wells are in proximity of Building 8 (MW-6-1, 6-2, 6-F-8, 8-1, 8-2, 8-3, 8-4, and 8-003-B) and six wells are in proximity of Building 10 (BLDG 10 MW-1, 10-2, 10-3, 9-101-A, 9-12, and TK-6). Groundwater elevation data were also collected during the sampling event. **Figure 2** depicts the groundwater contour map generated from water level measurements collected on August 16, 2021.

GMCH entered into three Brownfield Cleanup Agreements (BCAs) with the New York State Department of Environmental Conservation (NYSDEC) which were executed in May 2010. A BCP Remedial Investigation (RI) was conducted at Buildings 7, 8, and 10 BCP Sites from December 2010 through spring 2011, in accordance with the NYSDEC approved RI Work Plans for the three sites. The BCP Remedial Investigation Reports (RIRs; Haley & Aldrich/GZA, November 2011) for Buildings 7, 8 and 10 were approved by NYSDEC in letters dated November 29, 2011.

The BCP Site for Building 7 (BCP Site #C932138) was consolidated with former BCP Sites C932139 (Building 8) and C932140 (Building 10) under BCP Site C932138. BCP agreements for Sites C932139 and C932140 have been withdrawn from the BCP. BCP Site consolidation of the three individual sites into one BCP Site was approved by NYSDEC in June 2014.

As specified in the Decision Document (DD) issued by the Department on June 14, 2016, GMCH implemented the Site remedy for groundwater which involved the in-situ application of chemical reducing agent (zero valent iron [ZVI]) and biostimulation amendments (emulsified vegetable oil [EVO]). The in-situ chemical reducing (ISCR) agent and biostimulation amendment were injected into remedial injection wells in June 2016.

For the combined BCP Site # C932138, a site-specific Site Management Plan (SMP), including a discussion of the groundwater monitoring program, Field Sampling Plan (FSP), and associated Quality Assurance Project Plan (QAPP) was prepared and approved by the Department on December 2, 2016. Relative to the groundwater monitoring, the BCP Site SMP is essentially identical to that of the Delphi Harrison Thermal Systems (DHTS) Site (Registry Site #932113) SMP. Beginning with the May 2017 sampling event, groundwater monitoring of the combined BCP Site followed the requirements of the approved BCP Site SMP.

2.0 GROUNDWATER MONITORING AND SAMPLING

The August 2021 groundwater sampling and analytical parameters were consistent with those described in the combined BCP Site SMP. In addition to the MNA parameters identified in the SMP, carbon dioxide (CO₂), ethane, and ethene were included in the parameter list to assist with the evaluation of the total organic carbon (TOC) fate and transport within the formation and the reductive dechlorination product of tetrachloroethene (PCE), daughter product vinyl chloride, which sequentially degrades to ethene, ethane, and CO₂.



METHODOLOGY

The groundwater monitoring and sampling were performed using low-flow sampling techniques with a peristaltic pump, disposable polyethylene tubing and a water quality meter with a flow-through cell to collect water quality field parameters.

Groundwater pumping rates used during purging and sampling varied at the monitoring locations to establish a relatively stable water level. Once a stable water level was established within the monitoring well, flow rates were maintained during the sampling period. Samples were collected for analysis after field-measured parameters stabilized.

Note that a stable water level could not be established in three monitoring wells (MW-7-4, MW-7-8, and MW-8-3). These wells were purged to dry-like conditions and allowed to recharge until the water level recovered to within 85% of the water level measured prior to sampling.

Analytical Parameters

Chlorinated Organic Compounds of Concern (COCs) include:

- tetrachloroethylene (PCE);
- trichloroethylene (TCE);
- *cis*-1,2-dichloroethylene (*cis*-DCE) and *trans*-1,2-dichloroethylene (*trans*-DCE); and
- vinyl chloride (VC).

Inorganics include:

- iron;
- magnesium;
- manganese;
- potassium;
- sodium;

Natural Attenuation Parameters include:

- methane;
- ethane;
- ethene;
- carbon dioxide;
- total organic carbon (TOC);
- alkalinity;
- ammonia;
- chloride;
- nitrate;
- nitrite;
- sulfate; and
- sulfide.



Field Measured Parameters include:

- temperature;
- specific conductance;
- dissolved oxygen (DO);
- oxidation reduction potential (ORP);
- pH; and
- turbidity.

Figure 1 provides a Site map with monitoring well locations. **Table 1** provides a summary of the validated groundwater sample analytical results. The Monitoring Well Observations and Groundwater Sampling Logs are included in **Appendix A**. A tabular and graphic summary of current and previous sampling event results by well are included in **Appendix B**. A Data Quality Assessment and Verification Report prepared by GHD is provided in **Appendix C**. **Appendix D** contains a table with the strength of evidence scorecard for natural attenuation at the individual monitoring well locations. The anaerobic biodegradation screening tables were developed by Wiedemeier *et. al.*, 1998¹, to evaluate the MNA performance data. **Appendix E** contains a Well Condition Summary Table. The Analytical Data Reports prepared by Eurofins Test America Laboratory are included in **Appendix F**.

3.0 ANALYTICAL RESULTS AND DISCUSSION

The analytical results for all 25 wells sampled in August 2021 are summarized in **Table 1** and on **Figure 4**. **Appendix D** contains the evaluation of the MNA data. Results are discussed below by Building areas of concern, (Building 7, Building 8, and Building 10):

Building 7

Eleven (11) monitoring wells were sampled in association with Building 7 as follows:

Potential Source Area wells: MW-7-7 and MW-7-A-6;
Mid-Plume Area wells: MW-7-P-1, MW-7-5, MW-7-6, MW-7-C-2, and MW-7-8;
Downgradient Area wells: MW-7-1R, MW-7-2, MW-7-3, and MW-7-4.

Potential Source Area Wells:

The 2021 results for the two potential source area wells, located along the western wall of Building 7, show the intended effects of the in-situ biostimulation conducted in June 2016, although well MW-7-A-6 appears to be progressing more quickly than well MW-7-7. After having an absence of both PCE and TCE for the first time in 2020, well MW-7-A-6 once again contained these compounds in 2021. Production of daughter products TCE, *cis*-DCE, and VC remains strong in MW-7-7. COC solubility is enhanced by degradation products of organic carbon. As the EVO is degraded by native bacteria, short-lived byproducts (*e.g.*, alcohols and ketones) are formed which help dissolve PCE that is sorbed to bedrock pores and surfaces, as well as to soil within bedrock fractures.

¹ Wiedemeier, T.H., Swanson, M.A., Moutoux, D.E., Gordon, E.K., Wilson, J.T., Wilson, B.H., Kampbell, D.H., Haas, P.E., Miller, R.N., Hansen, J.E., and Chapelle, F.H., 1998, Technical Protocol for Evaluating Natural Attenuation of Chlorinated Solvents in Ground Water, EPA/600/R-98/128, 78 p.



Evidence for anaerobic biodegradation at MW-7-7 and MW-7-A-6 is indicated by the increase of daughter compounds TCE, *cis*-DCE, and/or VC, which are produced by biological degradation. MNA data indicate there is strong evidence for anaerobic biodegradation at both source area wells.

Mid-Plume Area Wells:

After seeing a significant reduction in COCs at most of the five mid-plume wells in 2020, two of those wells (MW-7-5 and MW-7-8) showed some increases in COCs in 2021. The other three mid-plume wells showed similar COC concentrations to those seen over the last few years.

The 2021 MNA parameters for the mid-plume area wells indicate improved evidence for anaerobic biodegradation since the 2020 sampling event. One mid-plume monitoring well (MW-7-P-1) indicated strong evidence for anaerobic biodegradation. Three wells (MW-7-C2, MW-7-5 and MW-7-8) indicate adequate evidence for anaerobic biodegradation. Well MW-7-6 indicated limited evidence of anaerobic biodegradation. The COC concentrations from these five wells are two to three orders of magnitude lower than the COC concentrations detected upgradient at the potential source areas at wells MW-7-A-6 and MW-7-7.

Downgradient Area Wells:

Samples from all four downgradient wells contained no COCs at concentrations above the PQLs, or, where present (at well MW-7-4), were below their respective Class GA criteria².

Conclusion

The down-gradient well locations indicate that groundwater with COCs at concentrations above Class GA groundwater standards does not appear to be present at the downgradient property boundary nor migrating from the GMCH property (see **Figure 3**).

Indicators that natural attenuation is occurring include:

- significant decrease in COC concentrations from the potential source area to mid-plume with continued reduction to downgradient on-Site areas;
- the presence of daughter compounds *cis*-DCE and VC in the mid-point of the plume; and
- evidence of reductive dechlorination occurring in the Building 7 wells in the potential source and mid-plume area based on the anaerobic biodegradation screening table (**Appendix D**).

Building 8

Eight monitoring wells were sampled in association with Building 8 including MW-6-1, -6-2, -6-F-8, -8-1, -8-2, -8-3, -8-4, and -8-003-B; see **Figure 1**. The analytical results for the Building 8 monitoring wells are summarized in **Table 1** and on **Figure 4**. **Appendix D** contains the evaluation of the MNA data.

² NYSDEC Class GA Groundwater criteria presented in the Division of Water Technical and Operational Guidance Series (TOGS 1.1.), dated October 1993, reissued June 1998, errata January 1999, April 2000 Addendum and June 2004 Addendum (Class GA).



The highest total COC concentrations have consistently been detected in wells MW-8-2 (8,430 µg/L in 2021) and MW-8-003-B (4320 µg/L in 2021). The concentrations of COCs detected at both locations have shown significant increases since 2020 with well MW-8-0030B containing its highest PCE and 1,2-DCE concentrations to date.

The MNA data indicate there is limited to adequate evidence of anaerobic biodegradation, yet *cis*-DCE is the COC detected at the highest concentration in most locations where COCs are detected around Building 8, indicating that reductive dechlorination of the parent compound (TCE) is occurring at Building 8. With the exception of MW-8-003-B, all Building 8 monitoring wells are dominated by daughter compounds 1,2-DCE and VC.

Groundwater associated with Building 8 is migrating towards the southeast in the area of the Delphi Harrison Thermal Systems (DHTS) site easement area and a portion of the Mahle property outside the easement area (see **Figure 2**). Natural attenuation processes are reducing the COC contamination to non-detectable levels or below the NYSDEC Class GA criteria along Upper Mountain Road (see **Figure 3**). Consistent with past sampling events, no VOCs were detected above the Class GA groundwater standards in monitoring wells MW-8-1, MW-6-1, MW-6-2, and MW-6-F-B. Well MW-6-1 is located east of Building 8 along Upper Mountain Road and north of the DHTS site easement area. Well MW-8-1 is located upgradient of the Building 8 COC plume and wells MW-6-2 and MW-6-F-B are located cross gradient of Building 8 and well off of the DHTS site. Therefore, it does not appear that contaminated groundwater from the area of Building 8 is migrating beyond Upper Mountain Road.

There is evidence that reductive dechlorination is occurring at the Building 8 well locations based on the anaerobic biodegradation screening tables (**Appendix D**) in addition to production of PCE and TCE daughter compounds *cis*-DCE and VC.

Building 10

Six monitoring wells were sampled in association with Building 10 (Bldg 10 MW-1, MW-10-2, MW-10-3, MW-9-101A, MW-9-12, and TK-6; see **Figure 1**) in August 2021. The analytical results for the Building 10 monitoring wells are summarized in **Table 1** and on **Figure 4**. **Appendix D** contains the evaluation of the MNA data.

Another nearby source of COCs is present in the groundwater downgradient (east) of Building 10 associated with Building 7. This area between Buildings 7 and 10 was the focus of an in-situ remedial injection program that was implemented in June 2016. Dramatic decreases in parent COCs (TCE and PCE) as well as increases in breakdown products (*cis*-DCE and VC) are observed in the post-injection analytical data collected 30, 60, 90 and 180 days after injection. Post-injection data was provided to the Department in December 2016 in the Final Engineering Report.

The August 2021 analytical results are generally similar to those of the 2020 results with no significant anomalies to note. The presence of the breakdown products *cis*-DCE and VC, however, in wells MW-10-2 and MW-10-3 is indicative of intrinsic reductive dechlorination occurring down-gradient of Building 10. The MNA data from two of the six wells sampled at Building 10 indicate there is inadequate evidence for anaerobic biodegradation, while three wells indicate limited evidence and just one well exhibits adequate evidence.

Groundwater elevations measured at the wells near Building 10 indicate that groundwater is generally migrating in an easterly direction, See **Figure 2**.

Also, natural attenuation appears to be continuing to reduce the COCs to non-detectable levels and levels below the Class GA groundwater standards at the GMCH Facility downgradient property line (see **Figure 3**).



4.0 GROUNDWATER MONITORING CONCLUSIONS AND RECOMMENDATIONS

CONCLUSIONS

Results of the August 2021 groundwater monitoring indicate that groundwater impacts remain within the spatial limits of the BCP and DHTS Sites (**Figure 3**). Impacted groundwater from Building 8 is migrating southeast towards the DHTS Site easement area and Mahle property. Impacted groundwater from Buildings 7 and 10 are generally migrating in an easterly direction from the source areas identified. Contaminated groundwater does not appear to be migrating beyond Upper Mountain Road as the monitoring wells along the west side of Upper Mountain Road do not exhibit concentrations of COCs above the PQLs, or Class GA standards. The four downgradient wells (from north to south) are: MW-6-2, MW-6-1, MW-7-2 and MW-7-4. (**Figure 1**). Well MW-7-1R is located near the southern property line and does not exhibit concentrations of COCs above the PQLs, which are below the Class GA criteria. We also note that downgradient monitoring wells MW-11, MW-13 and MW-14, from the DHTS Site, do not show concentrations of COCs above their respective PQLs or Class GA GW standards. Therefore, the results from the Building 7, Building 8, Building 10, and DHTS Site downgradient wells indicate that the plume is stable. There is evidence for anaerobic biodegradation at all source area well locations where COCs have been detected.

As specified in the Decision Document (DD) issued by the Department on June 14, 2016, GMCH implemented the Site remedy for groundwater which involved the in-situ application of a chemical reducing agent, ZVI and biostimulation amendment, EVO. These were applied into remedial injection wells in June 2016.

Dramatic reductions in concentrations of parent COCs (TCE and PCE) have been observed at certain well locations (MW-7-A-6, MW-7-5 and MW-10-2) proximal to the remedial injection program. At the same time, these wells (as well as MW-7-7, which was also proximal to, but less dramatically influenced by, the remedial injection program) continue to exhibit a predictable increase in concentrations of breakdown COCs (*cis*-DCE and VC), as well as VC degradation products (ethene, ethane, and CO₂) providing encouraging evidence of enhanced natural attenuation due to the remedial injection program.

Natural attenuation, dominated by biological reductive dechlorination, is widespread at the Site, demonstrated by:

- MW-7-A-6, one of the two primary source area wells that were targeted by the injection wells, is dominated by PCE/TCE daughter products *cis*-DCE and VC, which, in 2020, represent 100% of the COCs at this location.
- MW-7-A-6 TOC is still high (42 mg/L), and other MNA parameters are strongly favorable, including ethene, the initial anaerobic degradation product of VC, which is 2,800 µg/L.
- MW-7-7 is the other primary source area well that is targeted by the existing injection wells; however, the fracture connectivity may not be as favorable as that between MW-7-A-6 and the injection wells, as suggested by the less favorable increase in TOC following the injections. TOC in MW-7-7 reached a high of 17.3 mg/L in June 2020, declining to 11.6 mg/L in August 2021. This is still enough for reductive dechlorination, as indicated by the continued production of PCE/TCE daughter products *cis*-DCE and VC.
- After increasing in 2019 and 2020, MW-7-7 PCE decreased slightly in 2021 to 67,000 µg/L, reductive dechlorination is continuing to proceed at this location. August 2021 daughter product concentrations also showed slight decreases from those of 2020.
- In MW-10-2, a monitoring well that is located between MW-7-7 and MW-7-A-6 and was also influenced by the injection program, PCE and TCE remain below Class GA GW criteria since May 2017. Now that PCE and TCE (which are more desirable COCs for dechlorinating bacteria) have been degraded, *cis*-DCE and VC are also decreasing in MW-10-2, from 241 and 2,600 µg/L, respectively, in May 2017 to 146 and 98 µg/L in August 2021.



RECOMMENDATIONS

GZA recommends the following:

- Continuing the annual groundwater sampling event in the spring/summer of 2022,
- Reducing the number of monitoring wells sampled from 25 to 13 as discussed with NYSDEC on June 3, 2021 and requested in a letter from H&A to NYSDEC dated June 18, 2021. The 12 wells proposed for removal from the monitoring program are no longer needed to effectively monitor the COC plume because they are located either upgradient or cross gradient of the plume or are interior to the delineated plume and other existing wells can be used to evaluate the remedy's continued effectiveness. The 12 wells proposed for removal from the monitoring program include 10 from the BCP Site and two from the Delphi Site, as follows:
 - BCP Site wells: TK-6, MW-7-1R, MW-7-2, MW-7-C2, MW-7-4, MW-7-6, MW-8-1, MW-8-003B, MW-9-101A, and MW-9-12.
 - Delphi Site Wells: MW-6-2 and MW-10
- Sampling would be conducted using the methodologies outlined in the Site Management Plan for the BCP Site, which was approved by the Department on December 2, 2016.



TABLES

Table 1
Summary of Groundwater Sample Analytical Results
GMCH Lockport Site
Buildings 7, 8 10
Site No. C932138

Sample Location Sample Date	Class GA Criteria	BUILDING 7 AREA WELLS																
		MW-7-1R 8/23/2021	MW-7-2 8/23/2021	MW-7-3 8/23/2021	MW-7-4 8/24/2021	MW-7-5 8/23/2021	MW-7-6 8/24/2021	MW-7-7 8/27/2021	MW-7-8 8/26/2021	MW-7-A-6 8/27/2021	MW-7-C-2 8/25/2021	MW-7-P-1 9/1/2021						
		Q	Q	Q	Q	Q	Q	Q	Q	Q	Q	Q						
VOC Compounds of Concern (ug/L)																		
cis-1,2-Dichloroethene	5	ND	U	ND	U	ND	U	730.0	690	39,000	410	90,000	310	F1	1.7			
Tetrachloroethene	5	ND	U	ND	U	ND	U	6,500	580	67,000	670	15,000	ND	U	ND	U		
trans-1,2-dichloroethene	5	ND	U	ND	U	ND	U	12	ND	U	ND	U	ND	U	ND	U		
Trichloroethene	5	ND	U	ND	U	2.2	990.0	340	5,300	300	3,200	ND	U	0.46	J			
Vinyl Chloride	2	ND	U	ND	U	ND	U	5.4	ND	U	8,400	180	20,000	44	1.6			
Total VOCs		ND	U	ND	U	2.2	8,237.4	1,610	119,700	1,560	128,200	354	5.3					
Polycyclic Aromatic Hydrocarbons (PAHs) (ug/L)																		
16 PAHs analyzed		NT	U	NT	U	NT	U	NT	U	NT	U	NT	U	NT	U	NT	U	
Field Parameters																		
Temperature (Deg. C)	NV	21.2	20.6	21.7	16.4	22.6	20.9	17.8	19.70	21.5	17.7	22.5						
Specific Conductance (mS/cm)	NV	8.824	1.237	23.77	1.984	1.085	16.979	11.681	12.726	6.438	1.788	12.578						
Dissolved Oxygen (mg/L)	NV	0.23	1.1	0.29	4.18	0.28	0.36	0.24	0.27	0.3	0.31	0.4						
Oxygen Reduction Potential (mv)	NV	73.4	49.1	-30.8	136.8	-101.6	82.5	-310.3	-160.2	-145.1	-103.9	-99.8						
pH (std. units)	NV	6.72	7.26	6.72	7.05	7.22	6.96	6.84	6.96	6.74	7.14	6.85						
Turbidity (NTUs)	NV	35.09	16.46	23.63	22.43	10.31	3.87	6.28	61.22	5.45	3.66	8.54						
Inorganics (mg/L)																		
Iron	0.3	0.17	0.043	J	7.3	0.02	J	1.3	0.1	U	0.069	19.2	15	0.31	45.2			
Magnesium	35 ^{NOA}	156	35.3	142	40.2	101	90.1	191	183	153	79.9	203						
Manganese	NV	0.76	0.0059	0.48	0.0037	U	1.20	0.30	0.042	0.7	2.1	0.12	2.9					
Potassium	NV	7.2	1.20	27.7	3.0	8.2	13.4	43.7	48.5	4.0	7.2	23.4						
Sodium	20	1090	109	4,920	257	2,320	3,180	1,710	2,240	649	119	198						
Miscellaneous Water Quality Parameters																		
Methane (ug/L)	NV	24.0	J	ND	U	130	J	ND	U	13.0	170	840	6.5	1,600	1,000	4,600		
Ethane (ug/L)	NV	ND	U	ND	U	ND	U	ND	U	5.3	J	32	J	6.5	J	72	J	
Ethene (ug/L)	NV	ND	U	ND	U	ND	U	ND	U	610	2.3	J	5,700	5.3	J	ND	U	
Carbon Dioxide (ug/L)	NV	59,000	31,000	83,000	30,000	66,000	38,000	71,000	21,000	210,000	25,000	100,000						
Total Organic Carbon (mg/L)	NV	1.5	1.5	3.8	1	5.1	2.4	11.6	1.6	12.9	0.92	J	5.5					
Alkalinity (mg/L)	NV	309	J	322	J	407	J	358	J	375	J	306	J	303	J	135.0	J	
Ammonia (mg/L)	NV	0.025	J	ND	U	1.1	J	ND	U	0.068	J	0.071	J	3.3	J	0.41	J	
Chloride (mg/L)	NV	2,560	195	8,760	413	5,990	5,890	3,770	4,960	1630	165	2,350						
Nitrate (mg/L)	NV	0.020	J	0.038	J	0.044	J	0.026	U	1.0	0.043	J	0.030	J	ND	U	0.083	J
Nitrite (mg/L)	NV	ND	U	ND	U	0.030	U	0.068	ND	U	ND	U	ND	U	ND	U	ND	U
Sulfate (mg/L)	NV	114.0	24.8	681	59.3	382	278	420	189	79.8	529	24.4	J					
Sulfide (mg/L)	NV	ND	U	ND	U	ND	U	ND	U	8.8	ND	U	ND	U	ND	U	ND	U

Notes:

- Only compounds detected in one or more of the groundwater samples are presented in this table.
- "<" indicates compound was not detected above the method detection limit.
- Analytical testing completed by TestAmerica in Amherst, New York.
- Criteria is a guidance value.
- Laboratory qualifiers: B = compound was found in the blank and sample; J = result is less than the RL but greater than or equal to the MDL and the concentration is an approximation; *+ - LCS and/or LCSD is outside acceptance limits, high biased.
- mg/L = parts per million; ug/L = parts per billion
- NYSDEC Class GA Groundwater Criteria as promulgated in 6 NYCRR 703; Table 1 in Technical and Operational Guidance Series (1.1.1): Ambient Water Quality Standards and Guidance Values and Groundwater Effluent Limitations, dated October 1993; revised June 1998; errata dated January 1999; addendum dated April 2000.
- NV = No Value, NT = Not Tested, ND = Not Detected
- Shaded concentrations exceed Class GA criteria.
- Concentrations shown for MW-7-7 are the higher of its initial run or its respective duplicate.

Table 1
Summary of Groundwater Sample Analytical Results
GMCH Lockport Site
Buildings 7, 8 10
Site No. C932138

Sample Location Sample Date	Class GA Criteria	BUILDING 8 AREA WELLS									
		MW-6-1 8/24/2021	MW-6-2 8/24/2021	MW-6-F-8 8/26/2021	MW-8-1 8/30/2021	MW-8-2 8/30/2021	MW-8-3 8/30/2021	MW-8-4 8/25/2021	MW-8-003-B 8/26/2021		
		Q	Q	Q	Q	Q	Q	Q	Q	Q	Q
VOC Compounds of Concern (ug/L)											
cis-1,2-Dichloroethene	5	ND U	ND U	ND U	0.85 J	7,500	6.2	67	1300		
Tetrachloroethene	5	ND U	ND U	ND U	ND U	ND U	ND U	ND U	2300		
trans-1,2-dichloroethene	5	ND U	ND U	ND U	ND U	ND U	ND U	ND U	ND U		
Trichloroethene	5	ND U	ND U	ND U	ND U	ND U	1.3 J	12	550		
Vinyl Chloride	2	ND U	ND U	ND U	ND U	930	14.0	29	170.0		
Total VOCs		ND	ND	ND	0.85	8,430	21.5	108.0	4,320		
Polycyclic Aromatic Hydrocarbons (PAHs) (ug/L)											
16 PAHs analyzed		NT	NT	NT	NT	NT	NT	NT	NT	NT	NT
Field Parameters											
Temperature (Deg. C)	NV	18.6	18	21.7	18.2	20.6	21.3	22.3	22.8		
Specific Conductance (mS/cm)	NV	4.329	4.01	8.098	5.538	2.196	6.657	9.25	11.873		
Dissolved Oxygen (mg/L)	NV	0.27	0.32	0.33	0.28	0.33	1.72	0.32	0.33		
Oxygen Reduction Potential (mv)	NV	-88	-8.9	115.9	-296.2	-176.4	-82.6	-18.1	55.7		
pH (std. units)	NV	6.92	7.14	7.05	7.14	7.38	7.18	7.4	7.7		
Turbidity (NTUs)	NV	17.01	3.85	5.88	4.3	4.46	7.77	4.2	2.27		
Inorganics (mg/L)											
Iron	0.3	19.9	0.079 U	0.036 J	0.034 J	0.620	0.25	0.27	0.056		
Magnesium	35 ^{max}	63.4	48.5	97.4	118	58	55.6	51.3	12.3		
Manganese	NV	3.9	0.43	0.2	0.11	0.025	7.7	0.27	0.15		
Potassium	NV	4.2	5.2	4.1	19.5	16.6	386	11.3	5.8		
Sodium	20	561	616	1,460	633	237	327	1,810	2,400		
Miscellaneous Water Quality Parameters											
Methane (ug/L)	NV	110.0	ND U	ND U	160	380	83	500	8.9		
Ethane (ug/L)	NV	ND U	ND U	ND U	16	7.7	13	ND U	ND U		
Ethene (ug/L)	NV	ND U	ND U	ND U	ND U	8.1	ND U	ND U	13.0		
Carbon Dioxide (ug/L)	NV	100,000	40,000	54,000	45,000	34,000	100,000	25,000	9,500		
Total Organic Carbon (mg/L)	NV	6.2	2.2	1.3	0.89 J	1.4	9.4	2.8	2.6		
Alkalinity (mg/L)	NV	455 J	406 J	412 J	288 J	320 J	324	319 J	300 J		
Ammonia (mg/L)	NV	1.1 J	ND U	ND U J	1.1	0.82	4.7 J	0.065 J	0.13 J		
Chloride (mg/L)	NV	1,090	1,210	2,340	1,370	489	1,860	2,970	3,460		
Nitrate (mg/L)	NV	0.032 J	0.024 J	0.076 U	ND U	0.026 J	0.024 J	ND U	0.039 U		
Nitrite (mg/L)	NV	0.027 J	ND J	0.034 U	ND U	ND U	0.023 J	ND U	0.042 U		
Sulfate (mg/L)	NV	39.4	93.7	299	835	157	35.3 J	329	142		
Sulfide (mg/L)	NV	ND U	ND U	ND U	6	0.8 J	ND U	ND U	ND U		

Notes:

1. Only compounds detected in one or more of the groundwater samples are presented in this table.
2. "<" indicates compound was not detected above the method detection limit.
3. Analytical testing completed by TestAmerica in Amherst, New York.
4. Criteria is a guidance value.
5. Validation qualifiers: J = Estimated concentration; U = Not detected at the associated reporting limit; UJ = Not detected, associated reporting limit is estimated
6. mg/L = parts per million; ug/L = parts per billion
7. NYSDEC Class GA Groundwater Criteria as promulgated in 6 NYCRR 703; Table 1 in Technical and Operational Guidance Series (1.1.1): Ambient Water Quality Standards and Guidance Values and Groundwater Effluent Limitations, dated October 1993; revised June 1998; errata dated January 1999; addendum dated April 2000.
8. NV = no value, NT = not tested.
9. Shaded concentrations exceed Class GA criteria.
10. Concentrations shown for MW-7-7 are the higher of its initial run or its respective duplicate.

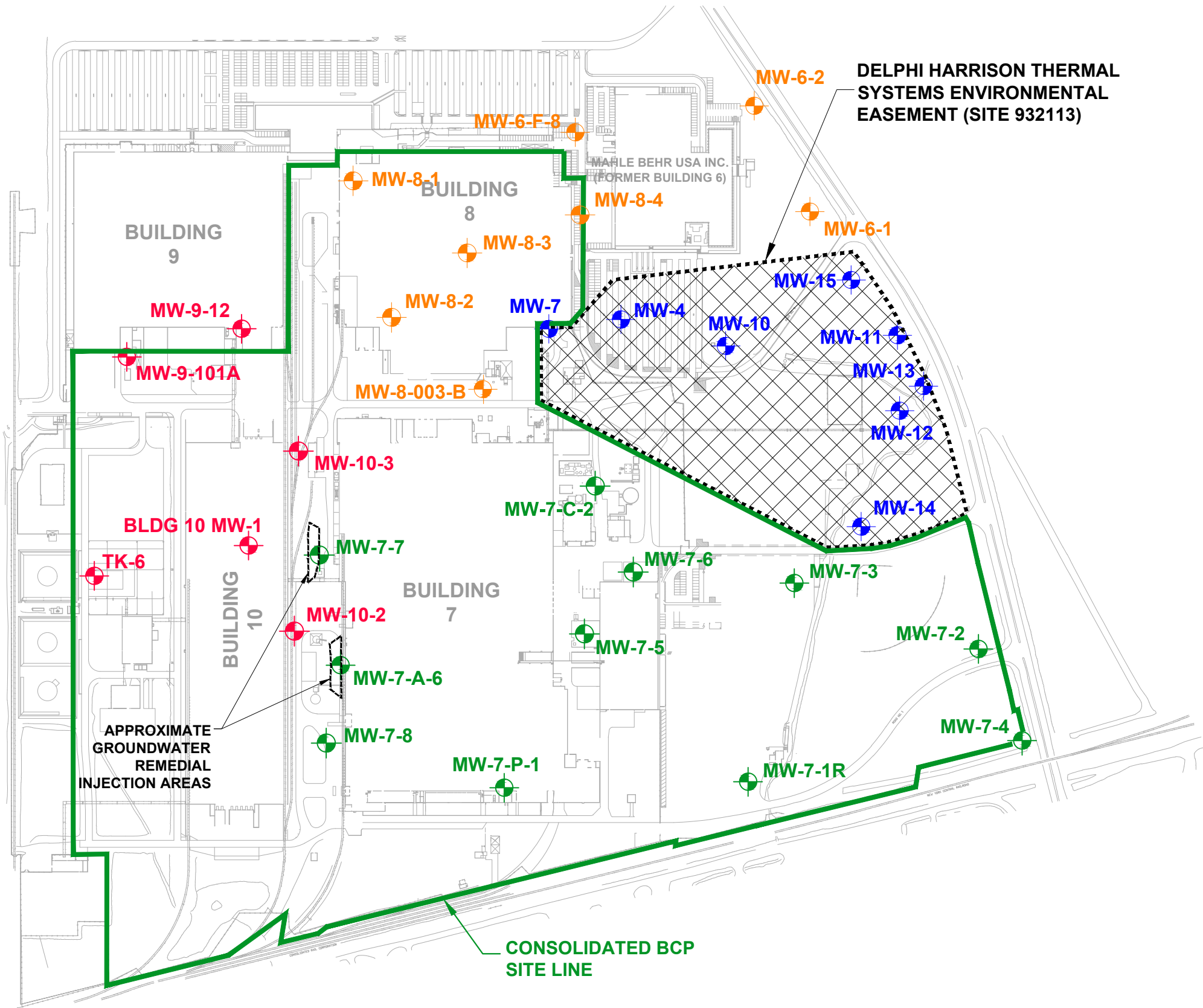
Table 1
Summary of Groundwater Sample Analytical Results
GMCH Lockport Site
Buildings 7, 8 10
Site No. C932138

Sample Location Sample Date	Class GA Criteria	BUILDING 10 AREA WELLS						
		MW-9-101A 8/31/2021	MW-9-12 8/31/2021	TK-6 8/30/2021	BLDG-10-MW-1 9/1/2021	MW-10-2 9/1/2021	MW-10-3 8/27/2021	
		Q	Q	Q	Q	Q	Q	
VOC Compounds of Concern (ug/L)								
cis-1,2-Dichloroethene	5	ND U	ND U	ND U	ND U	19.0	12	
Tetrachloroethene	5	ND U	ND U	ND U	140,000	ND U	13	
trans-1,2-dichloroethene	5	ND U	ND U	ND U	ND U	4.6	ND U	
Trichloroethene	5	ND U	ND U	ND U	4,100	ND U	12.0	
Vinyl Chloride	2	ND U	ND U	ND U	ND U	33	ND U	
Total VOCs		ND	ND	ND	144,100	57	37	
Polycyclic Aromatic Hydrocarbons (PAHs) (ug/L)								
16 PAHs analyzed		ND	ND	NT	NT	NT	NT	
Field Parameters								
Temperature (Deg. C)	NV	20.7	16.4	22.2	21.2	20.2	20.3	
Specific Conductance (mS/cm)	NV	11.671	3.763	3.905	2.674	7.381	1.341	
Dissolved Oxygen (mg/L)	NV	0.32	0.29	2.44	0.33	0.25	0.63	
Oxygen Reduction Potential (mv)	NV	144.3	-30.8	59	-20.9	-161.8	7.3	
pH (std. units)	NV	7.17	7.31	7.54	7.14	7.57	7.67	
Turbidity (NTUs)	NV	2.2	8.05	6.48	4.61	7.86	3.48	
Inorganics (mg/L)								
Iron	0.3	ND U	0.14	ND U	1.1	0.35	ND U	
Magnesium	35 ^{NOTE 4}	133	36.3	28.6	103	52.8	33.2	
Manganese	NV	0.019	0.4	0.0022 U	0.7	0.20	0.0073	
Potassium	NV	28.3	5.2	1.1	4.7	8.1	4.6	
Sodium	20	1,940	621	683	137	1,230	119	
Miscellaneous Water Quality Parameters								
Methane (ug/L)	NV	ND U	13.0	ND U	4.6	600	ND U	
Ethane (ug/L)	NV	ND U	ND U	ND U	ND U	21 J	ND U	
Ethene (ug/L)	NV	ND U	ND U	ND U	2.7 J	47 J	ND U	
Carbon Dioxide (ug/L)	NV	31,000	28,000	31,000	67,000	22,000	9,800	
Total Organic Carbon (mg/L)	NV	4.0	1.5	0.96 J	4.7	1.9	1.3	
Alkalinity (mg/L)	NV	250	329	376 J	306	285	164 J	
Ammonia (mg/L)	NV	ND UJ	0.041 J	ND U	0.14 J	0.32 J	ND UJ	
Chloride (mg/L)	NV	3,430	984	987	591	2,060	173	
Nitrate (mg/L)	NV	0.54	0.16	0.52	ND U	0.031 J	0.13	
Nitrite (mg/L)	NV	0.028 J	0.022 J	ND U	ND U	ND U	ND UJ	
Sulfate (mg/L)	NV	1,290	128.0	151	224	151	252	
Sulfide (mg/L)	NV	ND U	ND U	ND U	ND U	0.8 J	ND U	







FIGURES

© 2022 - GZA GeoEnvironmental, Inc. GZA-K:\PROJECTS\56500s\56546 GM Component LLC\BCP Sites Annual Low Flow Samp\August 2021\Fig 1 & 3.dwg [FIGURE 1] May 17, 2022 - 10:18am Michael.Kress

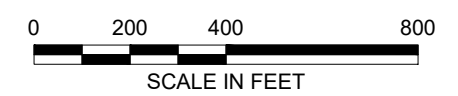



LEGEND:

-  **MW-11** APPROXIMATE LOCATION AND DESIGNATION OF MONITORING WELLS WITHIN THE DELPHI HARRISON THERMAL SYSTEMS SITE
-  **MW-7-2** APPROXIMATE LOCATION AND DESIGNATION OF MONITORING WELLS ASSOCIATED WITH BUILDING 7
-  **MW-6-1** APPROXIMATE LOCATION AND DESIGNATION OF MONITORING WELLS ASSOCIATED WITH BUILDING 8
-  **MW-10-2** APPROXIMATE LOCATION AND DESIGNATION OF MONITORING WELLS ASSOCIATED WITH BUILDING 10

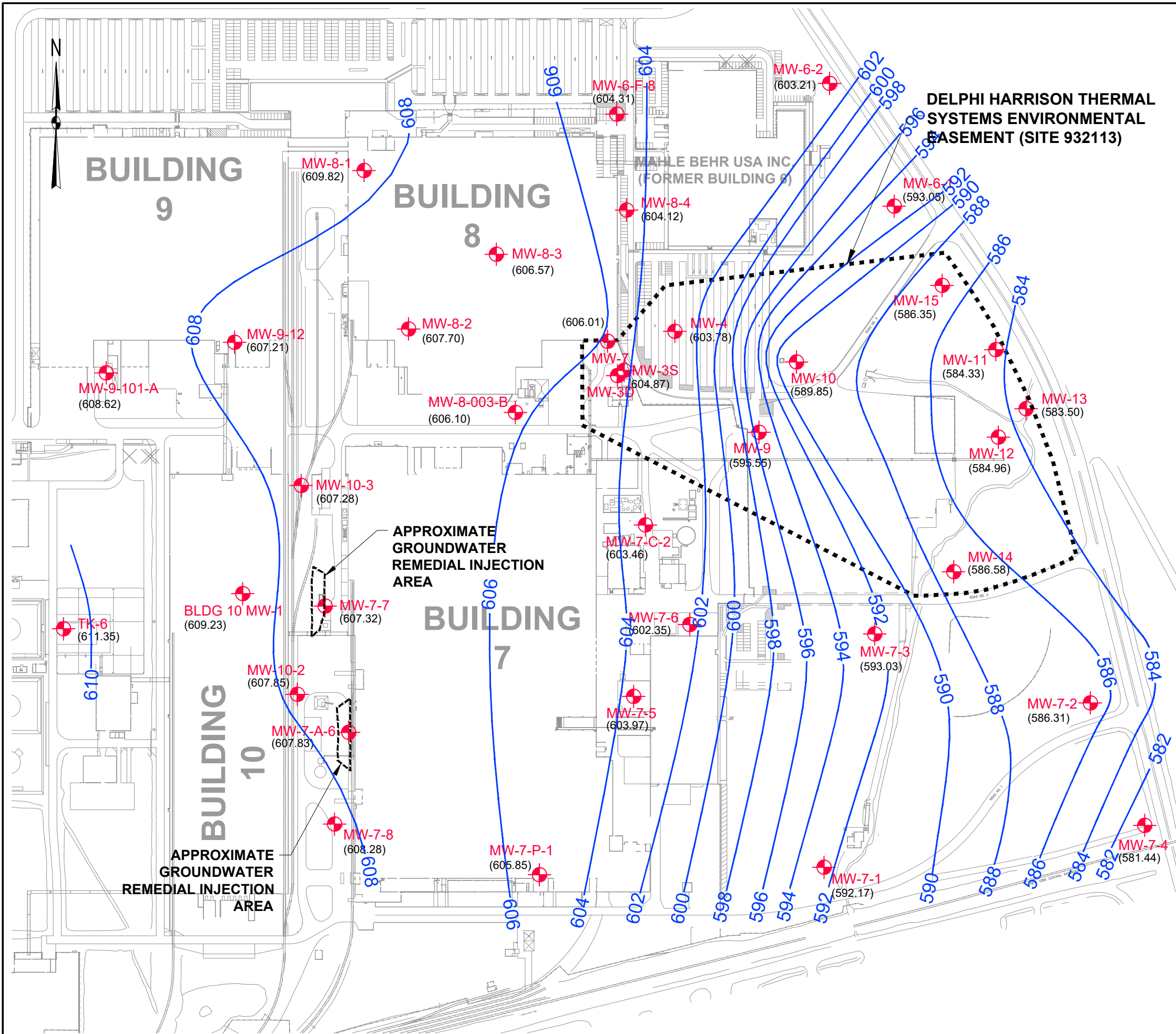
NOTES:

1. BASE MAP ADAPTED FROM A DRAWING PROVIDED BY DELPHI THERMAL AND INTERIOR SYSTEMS SEPT. 2007.
2. THE SIZE AND LOCATION OF EXISTING SITE FEATURES SHOULD BE CONSIDERED APPROXIMATE.




NO.	ISSUE/DESCRIPTION	BY	DATE
<small>UNLESS SPECIFICALLY STATED BY WRITTEN AGREEMENT, THIS DRAWING IS THE SOLE PROPERTY OF GZA GEOENVIRONMENTAL, INC. (GZA). THE INFORMATION SHOWN ON THE DRAWING IS SOLELY FOR USE BY GZA'S CLIENT OR THE CLIENT'S DESIGNATED REPRESENTATIVE FOR THE SPECIFIC PROJECT AND LOCATION IDENTIFIED ON THE DRAWING. THE DRAWING SHALL NOT BE TRANSFERRED, REUSED, COPIED, OR ALTERED IN ANY MANNER FOR USE AT ANY OTHER LOCATION OR FOR ANY OTHER PURPOSE WITHOUT THE PRIOR WRITTEN CONSENT OF GZA. ANY TRANSFER, REUSE, OR MODIFICATION TO THE DRAWING BY THE CLIENT OR OTHERS, WITHOUT THE PRIOR WRITTEN EXPRESS CONSENT OF GZA, WILL BE AT THE USER'S SOLE RISK AND WITHOUT ANY RISK OR LIABILITY TO GZA.</small>			
GM COMPONENTS HOLDINGS, LLC LOCKPORT, NEW YORK FACILITY			
2021 BCP SITE ANNUAL GROUNDWATER MONITORING SITE PLAN			
<small>PREPARED BY:</small>  GZA GeoEnvironmental of N.Y. Engineers and Scientists www.gza.com		<small>PREPARED FOR:</small> GMCH LOCKPORT FACILITY 200 UPPER MOUNTAIN ROAD LOCKPORT, NEW YORK	
<small>PROJ MGR:</small> JJR <small>DESIGNED BY:</small> MDK <small>DATE:</small> MAY 2022	<small>REVIEWED BY:</small> TB <small>DRAWN BY:</small> MDK <small>PROJECT NO.:</small> 21.0056546.20	<small>CHECKED BY:</small> BAK <small>SCALE:</small> AS SHOWN <small>REVISION NO.:</small>	<small>FIGURE NO</small> 1 <small>SHEET NO. 1 OF 4</small>

© 2022 - GZA GeoEnvironmental, Inc. GZA-K:\PROJECTS\56500s\56546 GM Component LLC\BCP Sites Annual Low Flow Samp\August 2021\Fig 2 - 2021 BCP Site GW Cont.dwg [Figure 2] May 17, 2022 - 10:23am Michael.Kress



LEGEND:

 APPROXIMATE LOCATION AND DESIGNATION OF MONITORING WELLS SAMPLED AUGUST 2021 WITH GROUNDWATER ELEVATION (FEET) MEASURED ON 8/16/2021.

 GROUNDWATER ELEVATION CONTOUR

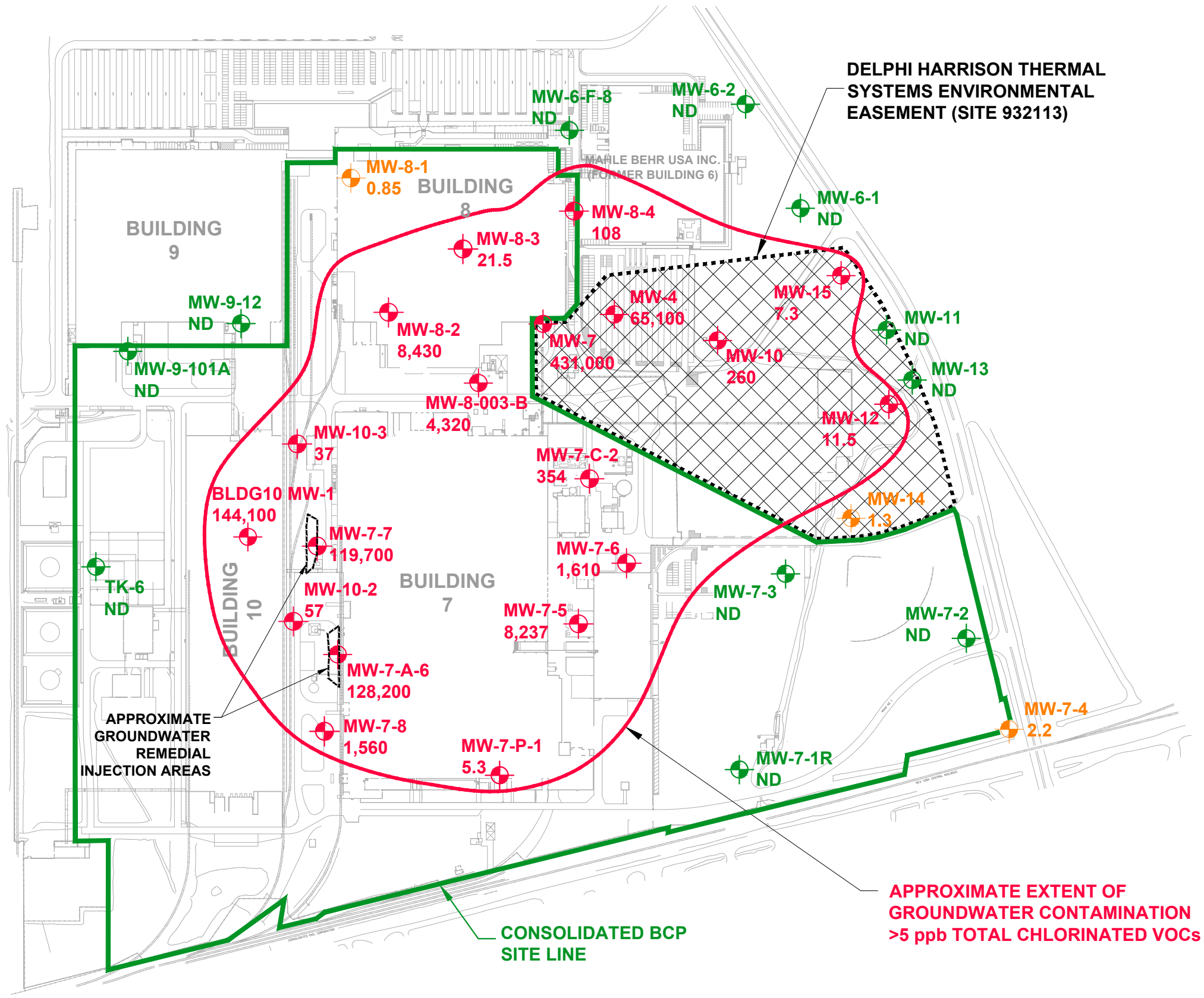
NOTES:

1. BASE MAP ADAPTED FROM A DRAWING PROVIDED BY DELPHI THERMAL AND INTERIOR SYSTEMS SEPT. 2007.
2. THE SIZE AND LOCATION OF EXISTING SITE FEATURES SHOULD BE CONSIDERED APPROXIMATE.
3. GROUNDWATER CONTOURS PLOTTED BASED UPON 8/16/2021 GROUNDWATER MEASUREMENTS.



NO.	ISSUE/DESCRIPTION	BY	DATE
<small>UNLESS SPECIFICALLY STATED BY WRITTEN AGREEMENT, THIS DRAWING IS THE SOLE PROPERTY OF GZA GEOENVIRONMENTAL, INC. (GZA). THE INFORMATION SHOWN ON THE DRAWING IS SOLELY FOR USE BY GZA'S CLIENT OR THE CLIENT'S DESIGNATED REPRESENTATIVE FOR THE SPECIFIC PROJECT AND LOCATION IDENTIFIED ON THE DRAWING. THE DRAWING SHALL NOT BE TRANSFERRED, REUSED, COPIED, OR ALTERED IN ANY MANNER FOR USE AT ANY OTHER LOCATION OR FOR ANY OTHER PURPOSE WITHOUT THE PRIOR WRITTEN CONSENT OF GZA. ANY TRANSFER, REUSE, OR MODIFICATION TO THE DRAWING BY THE CLIENT OR OTHERS, WITHOUT THE PRIOR WRITTEN EXPRESS CONSENT OF GZA, WILL BE AT THE USER'S SOLE RISK AND WITHOUT ANY RISK OR LIABILITY TO GZA.</small>			
GM COMPONENTS HOLDINGS, LLC LOCKPORT, NEW YORK FACILITY			
2021 BCP SITE ANNUAL GROUNDWATER MONITORING SITEWIDE GROUNDWATER CONTOUR MAP			
<small>PREPARED BY:</small>  GZA GeoEnvironmental of N.Y. Engineers and Scientists www.gza.com		<small>PREPARED FOR:</small> GMCH LOCKPORT FACILITY 200 UPPER MOUNTAIN ROAD LOCKPORT, NEW YORK	
<small>PROJ MGR:</small> JJR <small>DESIGNED BY:</small> MDK <small>DATE:</small> MAY 2022	<small>REVIEWED BY:</small> TB <small>DRAWN BY:</small> MDK <small>PROJECT NO.:</small> 21.0056546.20	<small>CHECKED BY:</small> BAK <small>SCALE:</small> AS SHOWN <small>REVISION NO.:</small>	<small>FIGURE NO.</small> 2 <small>SHEET NO.</small> 2 OF 4

© 2022 - GZA GeoEnvironmental, Inc. GZA-K:\PROJECTS\56500s\56546 GM Component LLC\BCP Sites Annual Low Flow Samp\August 2021\Fig 1 & 3.dwg [FIGURE 3] May 17, 2022 - 10:19am Michael.Kress



LEGEND:

- MW-6-1 ND APPROXIMATE LOCATION AND DESIGNATION OF MONITORING WELLS WITH NON-DETECT LEVELS FOR CHLORINATED SOLVENTS
- MW-8-1 0.85 APPROXIMATE LOCATION AND DESIGNATION OF MONITORING WELLS WITH TOTAL CHLORINATED SOLVENT LEVELS MEASURING LESS THAN 5 PARTS PER BILLION (ppb)
- MW-12 11.5 APPROXIMATE LOCATION AND DESIGNATION OF MONITORING WELLS WITH TOTAL CHLORINATED SOLVENT LEVELS MEASURING GREATER THAN 5 PARTS PER BILLION (ppb)

NOTES:

1. BASE MAP ADAPTED FROM A DRAWING PROVIDED BY DELPHI THERMAL AND INTERIOR SYSTEMS SEPT. 2007.
2. THE SIZE AND LOCATION OF EXISTING SITE FEATURES SHOULD BE CONSIDERED APPROXIMATE.
3. GROUNDWATER SAMPLES COLLECTED BETWEEN 8/23/2021 AND 9/1/2021.



NO.	ISSUE/DESCRIPTION	BY	DATE
UNLESS SPECIFICALLY STATED BY WRITTEN AGREEMENT, THIS DRAWING IS THE SOLE PROPERTY OF GZA GEOENVIRONMENTAL, INC. (GZA). THE INFORMATION SHOWN ON THE DRAWING IS SOLELY FOR USE BY GZA'S CLIENT OR THE CLIENT'S DESIGNATED REPRESENTATIVE FOR THE SPECIFIC PROJECT AND LOCATION IDENTIFIED ON THE DRAWING. THE DRAWING SHALL NOT BE TRANSFERRED, REUSED, COPIED, OR ALTERED IN ANY MANNER FOR USE AT ANY OTHER LOCATION OR FOR ANY OTHER PURPOSE WITHOUT THE PRIOR WRITTEN CONSENT OF GZA. ANY TRANSFER, REUSE, OR MODIFICATION TO THE DRAWING BY THE CLIENT OR OTHERS, WITHOUT THE PRIOR WRITTEN EXPRESS CONSENT OF GZA, WILL BE AT THE USER'S SOLE RISK AND WITHOUT ANY RISK OR LIABILITY TO GZA.			
GM COMPONENTS HOLDINGS, LLC LOCKPORT FACILITY			
2021 BCP SITE ANNUAL GROUNDWATER MONITORING EXTENT OF CHLORINATED SOLVENT CONTAMINATION			
PREPARED BY: GZA GeoEnvironmental of N.Y. Engineers and Scientists www.gza.com		PREPARED FOR: GM COMPONENTS HOLDINGS, LLC 200 UPPER MOUNTAIN ROAD LOCKPORT, NEW YORK	
PROJ MGR: JJR	REVIEWED BY: TB	CHECKED BY: BAK	FIGURE NO
DESIGNED BY: MDK	DRAWN BY: MDK	SCALE: AS SHOWN	3
DATE: MAY 2022	PROJECT NO: 21.0056546.20	REVISION NO.	

MW-9-12					
Date	TCE	PCE	1,2-DCE	VC	
10/1/2013	<0.46	<0.36	<0.81	<0.90	NA
5/21/2014	<0.46	<0.36	<0.81	<0.90	NA
5/21/2015	<0.46	<0.36	<0.81	<0.90	NA
5/19/2016	<0.46	<0.36	<0.81	<0.90	NA
5/5/2017	<0.46	<0.36	<0.81	<0.90	NA
5/31/2018	<0.46	<0.36	<0.81	<0.90	NA
5/30/2019	1	1	2	1	1
7/13/2020	ND	ND	ND	ND	ND
8/31/2021	ND	ND	ND	ND	ND

MW-8-2					
Date	TCE	PCE	1,2-DCE	VC	
5/3/2012	190	<1	10,034	380	
5/13/2013	200	<0.36	7,877	270	
5/16/2014	110	<45	6,400	150	
5/22/2015	24	10	1,600	<23	
5/17/2016	47	<0.36	5,216	260	
5/2/2017	<46	<0.36	2,900	<90	
5/10/2018	<18	<14	1,900	110	
5/30/2019	40	40	3,340	58	
7/10/2020	11	ND	4,512	480	
8/30/2021	ND	ND	7,500	930	

MW-8-1					
Date	TCE	PCE	1,2-DCE	VC	
4/30/2012	<1	<1	0.85	<1	
5/10/2013	<0.46	<0.36	<0.81	<0.90	
5/15/2014	<0.46	<0.36	0.88	<0.90	
5/22/2015	<0.46	<0.36	<0.81	<0.90	
5/16/2016	<0.46	<0.36	0.9	<0.90	
5/2/2017	0.51	<0.36	<0.81	<0.90	
6/1/2018	<0.46	<0.36	0.82	<0.90	
5/30/2019	1	1	1.87	1	
7/10/2020	ND	ND	0.84	ND	
8/30/2021	ND	ND	0.85	ND	

MW-6-F-8					
Date	TCE	PCE	1,2-DCE	VC	
4/25/2012	<1	<1	<1	<1	
5/14/2013	<0.46	<0.36	<0.81	<0.90	
5/30/2014	<0.46	<0.36	<0.81	<0.90	
5/14/2015	<0.46	<0.36	<0.81	<0.90	
5/9/2016	<0.46	<0.36	<0.81	<0.90	
5/1/2017	<0.46	<0.36	<0.81	<0.90	
5/16/2018	<0.92	<0.72	<1.6	<1.8	
5/14/2019	2	2	4	2	
6/29/2020	ND	ND	ND	ND	
8/26/2021	ND	ND	ND	ND	

MW-9-101A					
Date	TCE	PCE	1,2-DCE	VC	
5/3/2012	<4	<4	<4	<4	
10/1/2013	<0.46	<0.36	<0.81	<0.90	
5/22/2014	<0.46	<0.36	<0.81	<0.90	
5/21/2015	<0.46	<0.36	<0.81	<0.90	
5/18/2016	<0.92	<0.72	<1.6	<1.8	
5/5/2017	<0.92	<0.72	<1.6	<1.8	
5/29/2018	<0.92	<0.72	<1.6	<1.8	
5/23/2019	2	2	4	2	
7/13/2020	ND	ND	ND	ND	
8/31/2021	ND	ND	ND	ND	

MW-8-3					
Date	TCE	PCE	1,2-DCE	VC	
5/1/2012	5.9	0.84	5.3	<1	
5/14/2013	0.78	0.49	3	<0.90	
5/16/2014	<0.46	<0.36	2.2	<0.90	
5/21/2015	<0.46	<0.36	1.8	<0.90	
5/18/2016	3.9	<0.72	3.4	<1.8	
5/2/2017	<0.92	<0.72	1.9	<1.8	
5/11/2018	2.8	<0.72	3.7	<1.8	
5/31/2019	1	0.91	5.1	2	
7/10/2020	ND	ND	ND	ND	
8/30/2021	1.3	ND	6.2	14	

MW-6-2					
Date	TCE	PCE	1,2-DCE	VC	
4/25/2012	<1	<1	<1	<1	
5/14/2013	<0.46	<0.36	<0.81	<0.90	
5/14/2014	<0.46	<0.36	<0.81	<0.90	
5/14/2015	<0.46	<0.36	<0.81	<0.90	
5/9/2016	<0.46	<0.36	<0.81	<0.90	
5/3/2017	<0.46	<0.36	<0.81	<0.90	
5/16/2018	<0.46	<0.36	<0.81	<0.90	
5/21/2019	0.68	1	2	1	
6/26/2020	ND	ND	ND	ND	
8/24/2021	ND	ND	ND	ND	

MW-10-3					
Date	TCE	PCE	1,2-DCE	VC	
5/2/2012	7	14	14	<1	
5/9/2013	24	24	38	1.4	
5/22/2014	9	14	11	<0.90	
5/20/2015	7.2	13	10	<0.90	
5/18/2016	3	3.4	7.2	<0.90	
5/8/2017	3.8	2.4	3.7	<0.90	
5/18/2018	2.9	2	2.1	<0.90	
5/29/2019	4.5	3.1	4.6	1	
7/6/2020	3.5	3	1.2	ND	
8/27/2021	12	13	12	ND	

MW-8-003-B					
Date	TCE	PCE	1,2-DCE	VC	
4/30/2012	440	1,600	830	73	
5/10/2013	390	880	790	120	
5/29/2014	46	55	220	31	
5/14/2015	10	83	12	<1.8	
5/16/2016	23	120	9.2	<1.8	
5/4/2017	7.7	52	2.6	<0.90	
5/30/2018	35	240	92	7.3	
5/29/2019	58	410	155	5	
7/10/2020	ND	1,700	ND	ND	
8/26/2021	550	2,300	1,300	170	

MW-7-C-2					
Date	TCE	PCE	1,2-DCE	VC	
5/3/2012	<1	<1	371.2	21	
5/7/2013	<2.3	<1.8	430	18	
5/28/2014	<2.3	<1.8	410	12	
5/15/2015	<2.3	<1.8	390	36	
5/11/2016	<2.3	<1.8	540	60	
5/4/2017	<4.6	<0.36	340	15	
5/30/2018	<4.6	<0.36	490	48	
5/28/2019	10	10	400	22	
7/9/2020	ND	ND	220	28	
8/25/2021	ND	ND	310	44	

TK-6					
Date	TCE	PCE	1,2-DCE	VC	
10/7/2013	<0.46	1.9	<0.81	<0.90	NA
6/2/2014	<0.46	<0.36	<0.81	<0.90	NA
5/20/2015	<0.46	<0.36	<0.81	<0.90	NA
5/19/2016	<0.46	<0.36	<0.81	<0.90	NA
5/10/2017	0.91	<0.36	<0.81	<0.90	NA
5/29/2018	<0.46	<0.36	<0.81	<0.90	NA
5/23/2019	1	1	2	1	1
7/6/2020	ND	ND	ND	ND	ND
8/30/2021	ND	ND	ND	ND	ND

BLDG-10-MW-1					
Date	TCE	PCE	1,2-DCE	VC	
5/2/2012	2,500	150,000	<2,000	<2,000	
10/1/2013	3,100	160,000	<1,600	<1,800	
6/3/2014	2,300	120,000	<1,600	<1,800	
5/26/2015	2,600	120,000	<1,600	<1,800	
5/19/2016	2,700	140,000	<1,600	<1,800	
5/10/2017	3,400	150,000	630	<1.80	
5/31/2018	3,600	150,000	<1,600	<1,800	
5/31/2019	4,100	160,000	4,000	2,000	
7/13/2020	5,200	170,000	ND	ND	
9/1/2021	4,100	140,000	ND	ND	

MW-7-P-1					
Date	TCE	PCE	1,2-DCE	VC	
5/3/2012	<4	<4	<4	19	
5/8/2013	0.74	<0.36	3.4	11	
5/16/2014	0.78	<0.36	5.4	8.2	
5/26/2015	0.93	<0.36	4.3	7.4	
5/13/2016	<0.46	<0.36	2.7	2.9	
5/5/2017	<0.46	<0.36	2.1	1.4	
6/1/2018	<0.46	0.36	1.3	0.91	
5/31/2019	1	1	3.2	1.8	
7/13/2020	ND	ND	4	1.7	
9/1/2021	0.46	ND	3.2	1.6	

MW-7-6					
Date	TCE	PCE	1,2-DCE	VC	
4/30/2012	290	710	480	55	
5/7/2013	440	980	790	88	
5/28/2014	280	570	500	58	
5/15/2015	240	430	440	40	
5/11/2016	320	640	520	26	
5/4/2017	330	780	490	17	
5/30/2018	260	530	430	16	
5/28/2019	320	670	540	9.9	
7/7/2020	260	560	480	11	
8/24/2021	340	580	690	ND	

MW-7-7					
Date	TCE	PCE	1,2-DCE	VC	
5/1/2012	2,600	120,000	6,000	960	
5/8/2013	2,300	120,000	4,400	<1,800	
5/29/2014	3,400	76,000	8,700	1,800	
5/12/2015	3,900	70,000	13,000	3,500	
5/12/2016	7,500	84,000	26,000	4,900	
5/9/2017	13,000	51,000	61,000	4,900	
5/18/2018	24,000	23,000	26,000	8,100	
5/28/2019	19,000	54,000	41,500	6,200	
7/7/2020	6,900	68,000	54,000	9,600	
8/27/2021	5,300	67,000	39,000	8,400	

MW-7-A-6					
Date	TCE	PCE	1,2-DCE	VC	
5/1/2012	26,000	140,000	22,000	1,800	
5/8/2013	28,000	140,000	26,000	<1,800	
5/30/2014	23,000	130,000	29,110	1,500	
5/18/2015	19,000	120,000	28,000	<4,500	
5/12/2016	17,000	170,000	28,000	<5,000	



APPENDIX A

MONITORING WELL OBSERVATIONS AND GROUNDWATER SAMPLING LOGS

SAMPLE COLLECTION DATA SHEET - GROUNDWATER SAMPLING PROGRAM

PROJECT NAME GMCH Lockport - Annual BCP GW Samp. PROJECT NO. 56546.20 T. 4
 SAMPLING CREW MEMBERS Morgan Brown SUPERVISOR Richert
 DATE OF SAMPLE COLLECTION 8-23-21 - 9-1-21

[Note: For 2" dia. well, 1 ft. = 0.14 gal (imp) or 0.16 gal (us)]

Sample I.D. Number	Well No.	Measuring Point Elev. (ft. AMSL)	Bottom Depth (ft. btoc)	Water Depth (ft. btoc)	Water Elevation (ft. AMSL)	Well Volume (gallons)	Bailer Volume No. Bails	Volume Purged (gallons)	Field pH	Field Temp.	Field Cond.	Time	Sample Description & Analysis
MW-7-1-082321	MW-7-1	596.96	23.49	5.08	591.88	3.0	/	1.3	6.72	21.0	8.254	900	VOC MNA
MW-7-2-082321	MW-7-2	592.57	21.66	6.84	585.73	2.4	/	1.0	7.26	20.6	1.237	1245	VOC MNA
MW-7-3-082321	MW-7-3	593.03	24.99	3.90	589.10	1.3	/	1.3	6.72	21.7	23.70	1045	VOC MNA
MW-7-4-082521	MW-7-4	593.53	21.47	12.26	581.24	1.5	/	1.5	7.05	16.4	1.984	1828	VOC MNA
MW-7-5-082321	MW-7-5	610.96	21.98	7.18	603.78	2.4	/	1.1	7.22	22.6	1.085	1535	VOC MNA
MW-7-6-082421	MW-7-6	606.30	16.54	4.30	602.00	2.0	/	1.0	6.96	20.9	16.99	1231	VOC MNA
MW-7-7-082721	MW-7-7	610.24	22.18	3.01	607.23	3.1	/	1.0	6.84	17.8	11.681	1826	VOC MNA
MW-7-8-082721	MW-7-8	610.92	19.43	2.56	608.36	2.8	/	2.8	6.96	19.7	12.726	1905	VOC MNA

Additional Comments: _____

Copies to: _____

FMG MODIFICATIONS MUST BE ACCOMPANIED BY A REVISION REQUEST FORM APPROVED BY THE PROJECT MANAGER

SAMPLE COLLECTION DATA SHEET - GROUNDWATER SAMPLING PROGRAM

PROJECT NAME GMCH Lockport - Annual BCP GW Sampling PROJECT NO. 56546.20T.4
 SAMPLING CREW MEMBERS Morgan Brown SUPERVISOR Richert
 DATE OF SAMPLE COLLECTION 8-23-21 - 9-1-21

[Note: For 2" dia. well, 1 ft. = 0.14 gal (imp) or 0.16 gal (us)]

Sample I.D. Number	Well No.	Measuring Point Elev. (ft. AMSL)	Bottom Depth (ft. btoc)	Water Depth (ft. btoc)	Water Elevation (ft. AMSL)	Well Volume (gallons)	Bailer Volume No. Bails	Volume Purged (gallons)	Field pH	Field Temp.	Field Cond.	Time	Sample Description & Analysis
MW-7-A-6-082721	MW-7-A-6	610.72	14.03	3.23	607.49	1.8	/	0.8	6.74	21.5	6.438	0944	VOC MNA
MW-7-C-2-082521	MW-7-C-2	608.96	24.08	5.58	603.38	3.0	/	0.9	7.14	17.7	1.788	0840	VOC MNA
MW-7-P-1-090121	MW-7-P-1	-	19.90	9.66	-	1.7	/	1.2	6.85	22.5	12.578	0840	VOC MNA
							/						
							/						
							/						
							/						
							/						

Additional Comments: _____
 Copies to: _____

FMG MODIFICATIONS MUST BE ACCOMPANIED BY A REVISION REQUEST FORM APPROVED BY THE PROJECT MANAGER

PID @ TOR = 0.0 ppm

PID @ space breathing = 0.0 ppm

MONITORING WELL RECORD FOR LOW-FLOW PURGING

Project Data:

Project Name: GMCH Lockport BCP Annual GW Sampling
 Ref. No.: 56546.20 TASK 4

Date: 8-23-21
 Personnel: M. Brown

Monitoring Well Data:

Well No.: MW-7-1R
 Measurement Point: TOR
 Constructed Well Depth (ft): 23.7
 Measured Well Depth (ft): 23.49
 Depth of Sediment (ft): _____

Screen Length (ft): 10'
 Depth to Pump Intake (ft)⁽¹⁾: ~17
 Well Diameter, D (in): 2
 Well Screen Volume, V_s (mL)⁽²⁾: 3.0
 Initial Depth to Water (ft): 5.08

Time	Pumping Rate (mL/min)	Depth to Water (ft)	Drawdown from Initial Water Level ⁽³⁾ (ft)	pH	Temperature °C	Conductivity (mS/cm)	ORP (mV)	DO (mg/L)	Turbidity (NTU)	Volume Purged, V _p (mL) G	No. of Well Screen Volumes Purged ⁽⁴⁾
0815	89	5.54		6.80	21.2	8.262	138.4	0.51	3.82	0.1	
0818		5.73		6.78	21.0	8.255	125.5	0.39	4.31	0.2	
0823		5.82		6.73	21.3	8.257	109.3	0.34	5.48	0.3	
0833		5.89		6.72	21.5	8.250	89.4	0.29	15.40	0.5	
0838		5.92		6.72	21.3	8.256	82.1	0.29	23.54	0.5	
0842		5.92		6.72	21.1	8.257	80.2	0.28	30.95	0.6	
0847		5.98		6.72	21.1	8.257	78.0	0.26	40.98	0.7	
0852		5.98		6.71	21.1	8.270	76.5	0.24	36.05	0.7	
0858		5.99		6.72	21.0	8.254	73.4	0.23	35.09	0.8	

Notes:

- The pump intake will be placed at the well screen mid-point or at a minimum of 2 ft above any sediment accumulated at the well bottom.
- The well screen volume will be based on a 5-foot screen length, $V_s = \pi \cdot (D/2)^2 \cdot (5 \cdot 12) \cdot (2.54)^3$
- The drawdown from the initial water level should not exceed 0.3 ft.
- Purging will continue until stabilization is achieved or until 20 well screen volumes have been purged (unless purge water remains visually turbid and appears to be clearing, or unless stabilization parameters are varying slightly outside of the stabilization criteria and appear to be stabilizing). No. of Well Screen Volumes Purged = V_p/V_s .

PID @ TOR = 0.0 ppm

PID @ space breathing = 0.0 ppm

MONITORING WELL RECORD FOR LOW-FLOW PURGING

Project Data:

Project Name: GMCH Lockport BCP Annual GW Sampling
 Ref. No.: 56546.20 TASK 4

Date: 8-23-21
 Personnel: _____

Monitoring Well Data:

Well No.: MW-7-2
 Measurement Point: TOR
 Constructed Well Depth (ft): 20
 Measured Well Depth (ft): 21.66
 Depth of Sediment (ft): _____

Screen Length (ft): 10
 Depth to Pump Intake (ft)⁽¹⁾: ~15
 Well Diameter, D (in): 2
 Well Screen Volume, V_s (mL)⁽²⁾: 2.4
 Initial Depth to Water (ft): 6.84

Time	Pumping Rate (mL/min)	Depth to Water (ft)	Drawdown from Initial Water Level ⁽³⁾ (ft)	pH	Temperature °C	Conductivity (µS/cm)	ORP (mV)	DO (mg/L)	Turbidity (NTU)	Volume Purged, V _p (mL) ⁽⁴⁾	No. of Well Screen Volumes Purged ⁽⁴⁾
1205	73	7.70		7.39	19.7	1.331	65.6	1.27	2.00	0.0	
1210		8.65		7.33	19.7	1.263	67.9	1.28	4.36	0.1	
1220		9.05		7.31	20.2	1.256	67.6	1.30	9.32	0.3	
1225		9.27		7.27	22.6	1.281	63.6	1.28	9.53	0.4	
1230		9.85		7.21	21.7	1.266	66.4	1.09	18.05	0.5	
1235		9.70		7.24	20.3	1.244	50.2	1.09	16.86	0.6	
1245		10.05		7.26	20.6	1.237	49.1	1.60	16.46	0.8	

Notes:

- The pump intake will be placed at the well screen mid-point or at a minimum of 2 ft above any sediment accumulated at the well bottom.
- The well screen volume will be based on a 5-foot screen length, $V_s = \pi \cdot (D/2)^2 \cdot (5 \cdot 12) \cdot (2.54)^3$
- The drawdown from the initial water level should not exceed 0.3 ft.
- Purging will continue until stabilization is achieved or until 20 well screen volumes have been purged (unless purge water remains visually turbid and appears to be clearing, or unless stabilization parameters are varying slightly outside of the stabilization criteria and appear to be stabilizing), No. of Well Screen Volumes Purged = V_p/V_s .

WELL PURGING FIELD INFORMATION FORM

JOB# 56546-20
WELL# MW-7-2

SITE/PROJECT NAME: GMCH Lockport BCF Annual GW Sampling

PURGE DATE (MM DD YY) 082321 SAMPLE DATE (MM DD YY) 082321 WATER VOL. IN CASING (LITRES/GALLONS) 24 ACTUAL VOLUME PURGED (LITRES/GALLONS) 110

PURGING AND SAMPLING EQUIPMENT

PURGING EQUIPMENT.....DEDICATED N (CIRCLE ONE) SAMPLING EQUIPMENT.....DEDICATED N (CIRCLE ONE)

PURGING DEVICE	<input checked="" type="checkbox"/> B	A - SUBMERSIBLE PUMP	D - GAS LIFT PUMP	G - BAILER	X-	_____
		B - PERISTALTIC PUMP	E - PURGE PUMP	H - WATERRA®		PURGING OTHER (SPECIFY)
SAMPLING DEVICE	<input checked="" type="checkbox"/> B	C - BLADDER PUMP	F - DIPPER BOTTLE		X-	_____
						SAMPLING OTHER (SPECIFY)
PURGING DEVICE	<input checked="" type="checkbox"/> E	A - TEFLON	D - PVC		X-	_____
		B - STAINLESS STEEL	E - POLYETHYLENE			PURGING OTHER (SPECIFY)
SAMPLING DEVICE	<input checked="" type="checkbox"/> E	C - POLYPROPYLENE			X-	_____
						SAMPLING OTHER (SPECIFY)
PURGING DEVICE	<input checked="" type="checkbox"/> E	A - TEFLON	D - POLYPROPYLENE	F - SILICONE	X-	_____
		B - TYGON	E - POLYETHYLENE	G - COMBINATION		PURGING OTHER (SPECIFY)
SAMPLING DEVICE	<input checked="" type="checkbox"/> E	C - ROPE	X- _____ (SPECIFY)	TEFLON/POLYPROPYLENE	X-	_____
						SAMPLING OTHER (SPECIFY)

FILTERING DEVICES 0.45 A - IN-LINE DISPOSABLE B - PRESSURE C - VACUUM

FIELD MEASUREMENTS

WELL ELEVATION	<u>1592.57</u> (m/ft)	GROUNDWATER ELEVATION	<u>1585.73</u> (m/ft)
DEPTH TO WATER	<u>1684</u> (m/ft)	WELL DEPTH	<u>1216.6</u> (m/ft)

pH	TURBIDITY	CONDUCTIVITY	ORP	DO	SAMPLE TEMPERATURE
(std)	(ntu)	(µm/cm AT 25°C)	(mV)	(mg/l)	(°C)
_____	_____	_____	_____	_____	_____
(std)	(ntu)	(µm/cm AT 25°C)	(mV)	(mg/l)	(°C)
_____	_____	_____	_____	_____	_____
(std)	(ntu)	(µm/cm AT 25°C)	(mV)	(mg/l)	(°C)
_____	_____	_____	_____	_____	_____
(std)	(ntu)	(µm/cm AT 25°C)	(mV)	(mg/l)	(°C)
_____	_____	_____	_____	_____	_____

FIELD COMMENTS

SAMPLE APPEARANCE Good ODOR None COLOR clear TURBIDITY clear
WEATHER CONDITIONS WIND SPEED 0-5 DIRECTION NW PRECIPITATION Y/N No OUTLOOK No
SPECIFIC COMMENTS _____

I CERTIFY THAT SAMPLING PROCEDURES WERE IN ACCORDANCE WITH APPLICABLE CM PROTOCOLS
DATE 8-23-21 PRINT Morgan Brown SIGNATURE Morgan Brown

FMG MODIFICATIONS MUST BE ACCOMPANIED BY A REVISION REQUEST FORM APPROVED BY THE PROJECT MANAGER

PID @ TOR = 0.1 ppm

PID @ space breathing = 0.0 ppm

MONITORING WELL RECORD FOR LOW-FLOW PURGING

Project Data:

Project Name: GMCH Lockport BCP Annual GW Sampling
 Ref. No.: 56546.20 TASK 4

Date: 8-23-21
 Personnel: M. Brown

Monitoring Well Data:

Well No.: MW-7-3
 Measurement Point: TOR
 Constructed Well Depth (ft): 25
 Measured Well Depth (ft): 24.99
 Depth of Sediment (ft): _____

Screen Length (ft): 15-25 = 10
 Depth to Pump Intake (ft)⁽¹⁾: 20
 Well Diameter, D (in): 2
 Well Screen Volume, V_s (mL)⁽²⁾: 3.4
 Initial Depth to Water (ft): 3.90

Time	Pumping Rate (mL/min)	Depth to Water (ft)	Drawdown from Initial Water Level ⁽³⁾ (ft)	pH	Temperature °C	Conductivity (mS/cm)	ORP (mV)	DO (mg/L)	Turbidity (NTU)	Volume Purged, V _p (mL) ⁽⁴⁾	No. of Well Screen Volumes Purged ⁽⁴⁾
1002	83	4.55		6.81	20.5	23.994	-19.4	0.64	6.46	0.0	
1009		5.54		6.71	20.2	23.917	-14.4	0.35	10.17	0.1	
1014		5.85		6.70	20.6	23.801	-15.5	0.33	10.65	0.2	
1019		6.27		6.69	20.9	23.876	-17.5	0.35	10.98	0.3	
1024		6.23		6.70	20.6	23.880	-19.5	0.29	21.50	0.4	
1034		7.23		6.71	20.7	23.935	-25.3	0.24	20.66	0.7	
1039		7.39		6.71	21.2	23.871	-28.1	0.28	23.56	0.8	
1044		7.41		6.72	21.7	23.770	-30.8	0.29	23.83	0.9	

Notes:

- The pump intake will be placed at the well screen mid-point or at a minimum of 2 ft above any sediment accumulated at the well bottom.
- The well screen volume will be based on a 5-foot screen length. $V_s = \pi \cdot (D/2)^2 \cdot (5 \cdot 12) \cdot (2.54)^3$
- The drawdown from the initial water level should not exceed 0.3 ft.
- Purging will continue until stabilization is achieved or until 20 well screen volumes have been purged (unless purge water remains visually turbid and appears to be clearing, or unless stabilization parameters are varying slightly outside of the stabilization criteria and appear to be stabilizing). No. of Well Screen Volumes Purged = V_p / V_s .

WELL PURGING FIELD INFORMATION FORM

JOB# 56546-20

SITE/PROJECT NAME: GMCH Lockport SCF Annual GW Sampling

WELL# MW-7-3

WELL PURGING INFORMATION

10823211

PURGE DATE
(MM DD YY)

10823211

SAMPLE DATE
(MM DD YY)

11134

WATER VOL IN CASING
(LITRES/GALLONS)

11118

ACTUAL VOLUME PURGED
(LITRES/GALLONS)

PURGING AND SAMPLING EQUIPMENT

PURGING EQUIPMENT... DEDICATED N
(CIRCLE ONE)

SAMPLING EQUIPMENT... DEDICATED N
(CIRCLE ONE)

PURGING DEVICE B A - SUBMERSIBLE PUMP D - GAS LIFT PUMP C - BAILER X- _____
B - PERISTALTIC PUMP E - PURGE PUMP H - WATERRA® PURGING OTHER (SPECIFY)

SAMPLING DEVICE B C - BLADDER PUMP F - DIPPER BOTTLE X- _____
SAMPLING OTHER (SPECIFY)

PURGING DEVICE E A - TEFLON D - PVC X- _____
B - STAINLESS STEEL E - POLYETHYLENE PURGING OTHER (SPECIFY)

SAMPLING DEVICE E C - POLYPROPYLENE X- _____
SAMPLING OTHER (SPECIFY)

PURGING DEVICE E A - TEFLON D - POLYPROPYLENE F - SILICONE X- _____
B - TYGON E - POLYETHYLENE G - COMBINATION PURGING OTHER (SPECIFY)

SAMPLING DEVICE E C - ROPE X- _____
(SPECIFY) SAMPLING OTHER (SPECIFY)

FILTERING DEVICES 0.45 A - IN-LINE DISPOSABLE B - PRESSURE C - VACUUM

FIELD MEASUREMENTS

WELL ELEVATION 1593.03 (m/ft)

GROUNDWATER ELEVATION 1589.10 (m/ft)

DEPTH TO WATER 139.10 (m/ft)

WELL DEPTH 124.91 (m/ft)

pH	TURBIDITY	CONDUCTIVITY	ORP	DO	SAMPLE TEMPERATURE
(std)	(ntu)	(µm/cm) AT 25°C	(mV)	(mg/L)	(°C)
(std)	(ntu)	(µm/cm) AT 25°C	(mV)	(mg/L)	(°C)
(std)	(ntu)	(µm/cm) AT 25°C	(mV)	(mg/L)	(°C)
(std)	(ntu)	(µm/cm) AT 25°C	(mV)	(mg/L)	(°C)
(std)	(ntu)	(µm/cm) AT 25°C	(mV)	(mg/L)	(°C)

FIELD COMMENTS

SAMPLE APPEARANCE Good ODOR solvent COLOR clear TURBIDITY sediment
WEATHER CONDITIONS WIND SPEED 6-10 DIRECTION NW PRECIPITATION Y/N OUTLOOK N
SPECIFIC COMMENTS _____

I CERTIFY THAT SAMPLING PROCEDURES WERE IN ACCORDANCE WITH APPLICABLE CM PROTOCOLS

DATE 8-23-21 PRINT Morgan Brown SIGNATURE Morgan Brown

FMG MODIFICATIONS MUST BE ACCOMPANIED BY A REVISION REQUEST FORM APPROVED BY THE PROJECT MANAGER

PID @ TOR = 0.0 ppm

PID @ breathing space = 0.0 ppm

MONITORING WELL RECORD FOR LOW-FLOW PURGING

Project Data:

Project Name: GMCH Lockport BCP Annual GW Sampling
 Ref. No.: 56546.20 TASK 4

Date: 8-24-21
 Personnel: M. Brown

Monitoring Well Data:

Well No.: MW-7-4
 Measurement Point: TOR
 Constructed Well Depth (ft): 19.0
 Measured Well Depth (ft): 21.47
 Depth of Sediment (ft): _____

Screen Length (ft): 10
 Depth to Pump Intake (ft)⁽¹⁾: ~17
 Well Diameter, D (in): 2
 Well Screen Volume, V_s (mL)⁽²⁾: 1.5
 Initial Depth to Water (ft): 12.26

08-24-21
12:52

Time	Pumping Rate (mL/min)	Depth to Water (ft)	Drawdown from Initial Water Level ⁽³⁾ (ft)	pH	Temperature °C	Conductivity (mS/cm)	ORP (mV)	DO (mg/L)	Turbidity (NTU)	Volume Purged, V _p (mL) ⁽⁴⁾	No. of Well Screen Volumes Purged ⁽⁴⁾
0751		12.85		7.25	15.7	1.977	134.6	4.56	2.37	0.0	
0756		13.55		7.06	15.5	1.963	145.6	4.40	2.64	0.1	
0806		14.95		7.03	16.0	1.963	146.4	4.36	4.90	0.3	
0811		15.85		7.02	16.0	1.972	144.0	3.34	7.63	0.6	
0816		16.32		7.03	16.6	1.972	142.3	3.24	10.25	0.7	
0826		17.61		7.65	15.8	1.991	136.7	3.28	18.46	1.1	
0828	dry	17.70		7.05	16.4	1.984	136.8	4.18	22.43	1.2	
1310		12.55		7.49	27.0	2.062	82.3	7.15	5.06	0.1	

Notes:

- The pump intake will be placed at the well screen mid-point or at a minimum of 2 ft above any sediment accumulated at the well bottom.
- The well screen volume will be based on a 5-foot screen length, $V_s = \pi \cdot (D/2)^2 \cdot (5 \cdot 12) \cdot (2.54)^3$
- The drawdown from the initial water level should not exceed 0.3 ft.
- Purging will continue until stabilization is achieved or until 20 well screen volumes have been purged (unless purge water remains visually turbid and appears to be clearing, or unless stabilization parameters are varying slightly outside of the stabilization criteria and appear to be stabilizing). No. of Well Screen Volumes Purged = V_p/V_s.

WELL PURGING FIELD INFORMATION FORM

JOB# 56546-20

SITE/PROJECT NAME: GMCH Lockport BC
Annual GW Sampling

WELL# MW-7-4

PURGE DATE (MM DD YY) 082421 SAMPLE DATE (MM DD YY) 082521 WATER VOL IN CASING (LITRES/GALLONS) 113 ACTUAL VOLUME PURGED (LITRES/GALLONS) 113

PURGING AND SAMPLING EQUIPMENT

PURGING EQUIPMENT.....DEDICATED N (CIRCLE ONE) SAMPLING EQUIPMENT.....DEDICATED N (CIRCLE ONE)

PURGING DEVICE B A - SUBMERSIBLE PUMP D - GAS LIFT PUMP G - BAILER X- _____
 B - PERISTALTIC PUMP E - PURGE PUMP H - WATERRA® PURGING OTHER (SPECIFY) _____
 SAMPLING DEVICE B C - BLADDER PUMP F - DIPPER BOTTLE X- _____
 SAMPLING OTHER (SPECIFY) _____
 PURGING DEVICE E A - TEFLON D - PVC X- _____
 B - STAINLESS STEEL E - POLYETHYLENE PURGING OTHER (SPECIFY) _____
 SAMPLING DEVICE E C - POLYPROPYLENE X- _____
 SAMPLING OTHER (SPECIFY) _____
 PURGING DEVICE E A - TEFLON D - POLYPROPYLENE F - SILICONE X- _____
 B - TYGON E - POLYETHYLENE G - COMBINATION PURGING OTHER (SPECIFY) _____
 SAMPLING DEVICE E C - ROPE X- _____
 TEFLON/POLYPROPYLENE SAMPLING OTHER (SPECIFY) _____
 (SPECIFY) _____

FILTERING DEVICES 0.45 A - IN-LINE DISPOSABLE B - PRESSURE C - VACUUM

FIELD MEASUREMENTS

WELL ELEVATION 593.53 (m/ft) GROUNDWATER ELEVATION 581.27 (m/ft)
 DEPTH TO WATER 12.26 (m/ft) WELL DEPTH 21.47 (m/ft)

pH	TURBIDITY	CONDUCTIVITY	ORP	DO	SAMPLE TEMPERATURE
(std)	(ntu)	(µm/cm) AT 25°C	(mV)	(mg/L)	(°C)
(std)	(ntu)	(µm/cm) AT 25°C	(mV)	(mg/L)	(°C)
(std)	(ntu)	(µm/cm) AT 25°C	(mV)	(mg/L)	(°C)
(std)	(ntu)	(µm/cm) AT 25°C	(mV)	(mg/L)	(°C)
(std)	(ntu)	(µm/cm) AT 25°C	(mV)	(mg/L)	(°C)

FIELD COMMENTS

SAMPLE APPEARANCE Good ODOR none COLOR clear TURBIDITY clear
 WEATHER CONDITIONS WIND SPEED 0-5 DIRECTION SW PRECIPITATION Y/N OUTLOOK N
 SPECIFIC COMMENTS
Drained well dry 8-24-21 allowed 24 hours to regain head.
Sampled well 8-25-21

I CERTIFY THAT SAMPLING PROCEDURES WERE IN ACCORDANCE WITH APPLICABLE GM PROTOCOLS
8-24-21 Morgan Brown Morgan Brown
 DATE PRINT SIGNATURE

EMG MODIFICATIONS MUST BE ACCOMPANIED BY A REVISION REQUEST FORM APPROVED BY THE PROJECT MANAGER

PID @ TOR = 0.1 ppm

PID @ space breathing = 0.0 ppm

MONITORING WELL RECORD FOR LOW-FLOW PURGING

Project Data:

Project Name: GMCH Lockport BCP Annual GW Sampling
 Ref. No.: 56546.20 TASK 4

Date: 8-23-21
 Personnel: M. Brown

Monitoring Well Data:

Well No.: MW-7-5
 Measurement Point: TOR
 Constructed Well Depth (ft): 22.0
 Measured Well Depth (ft): 21.98
 Depth of Sediment (ft): _____

Screen Length (ft): 7'
 Depth to Pump Intake (ft)⁽¹⁾: 18
 Well Diameter, D (in): 2
 Well Screen Volume, V_s (mL)⁽²⁾: 2.4
 Initial Depth to Water (ft): 7.18

Time	Pumping Rate (mL/min)	Depth to Water (ft)	Drawdown from Initial Water Level ⁽³⁾ (ft)	pH	Temperature °C	Conductivity (mS/cm)	ORP (mV)	DO (mg/L)	Turbidity (NTU)	Volume Purged, V _p (mL) ⁽⁴⁾	No. of Well Screen Volumes Purged ⁽⁴⁾
1455	85	8.15		7.45	18.4	0.711	-108.7	0.70	13.43	0.0	
1500		8.65		7.42	18.9	0.665	-104.7	0.44	13.82	0.1	
1505		8.97		7.36	20.2	0.648	-100.7	0.38	12.55	0.2	
1515		9.48		7.37	20.4	0.756	-98.2	0.33	11.51	0.3	
1520		9.93		7.38	20.6	0.731	-101.5	0.29	10.20	0.3	
1525		10.50		7.58	20.4	0.953	-101.5	0.25	10.88	0.4	
1535		10.45		7.22	22.6	1.085	-101.6	0.28	10.31	0.5	

Notes:

- The pump intake will be placed at the well screen mid-point or at a minimum of 2 ft above any sediment accumulated at the well bottom.
- The well screen volume will be based on a 5-foot screen length. $V_s = \pi \cdot (D/2)^2 \cdot (5 \cdot 12) \cdot (2.54)^3$
- The drawdown from the initial water level should not exceed 0.3 ft.
- Purging will continue until stabilization is achieved or until 20 well screen volumes have been purged (unless purge water remains visually turbid and appears to be clearing, or unless stabilization parameters are varying slightly outside of the stabilization criteria and appear to be stabilizing). No. of Well Screen Volumes Purged = V_p/V_s .

WELL PURGING FIELD INFORMATION FORM

JOB# 56546-20
WELL# MW-7-5

SITE/PROJECT NAME: SMCH Lockport BCP Annual GW Sampling

WELL PURGING INFORMATION

PURGE DATE (MM DD YY) 10 16 2021 SAMPLE DATE (MM DD YY) 10 18 2021 WATER VOL IN CASING (LITRES/GALLONS) 12.4 ACTUAL VOLUME PURGED (LITRES/GALLONS) 11.1

PURGING AND SAMPLING EQUIPMENT

PURGING EQUIPMENT... DEDICATED N (CIRCLE ONE) SAMPLING EQUIPMENT... DEDICATED N (CIRCLE ONE)

PURGING DEVICE	<input checked="" type="checkbox"/> B	A - SUBMERSIBLE PUMP	D - GAS LIFT PUMP	C - BAILER	X-	_____
		B - PERISTALTIC PUMP	E - PURGE PUMP	H - WATERRA®		PURGING OTHER (SPECIFY)
SAMPLING DEVICE	<input checked="" type="checkbox"/> B	C - BLADDER PUMP	F - DIPPER BOTTLE		X-	_____
						SAMPLING OTHER (SPECIFY)
PURGING DEVICE	<input checked="" type="checkbox"/> E	A - TEFLON	D - PVC		X-	_____
		B - STAINLESS STEEL	E - POLYETHYLENE			PURGING OTHER (SPECIFY)
SAMPLING DEVICE	<input checked="" type="checkbox"/> E	C - POLYPROPYLENE			X-	_____
						SAMPLING OTHER (SPECIFY)
PURGING DEVICE	<input checked="" type="checkbox"/> E	A - TEFLON	D - POLYPROPYLENE	F - SILICONE	X-	_____
		B - TYGON	E - POLYETHYLENE	C - COMBINATION		PURGING OTHER (SPECIFY)
SAMPLING DEVICE	<input checked="" type="checkbox"/> E	C - ROPE	X- _____ (SPECIFY)	TEFLON/POLYPROPYLENE	X-	_____
						SAMPLING OTHER (SPECIFY)

FILTERING DEVICES 0.45 A - IN-LINE DISPOSABLE B - PRESSURE C - VACUUM

FIELD MEASUREMENTS

WELL ELEVATION	<u>1610.916</u> (m/ft)	GROUNDWATER ELEVATION	<u>1603.718</u> (m/ft)
DEPTH TO WATER	<u>17.118</u> (m/ft)	WELL DEPTH	<u>21.918</u> (m/ft)

pH	TURBIDITY	CONDUCTIVITY	ORP	DO	SAMPLE TEMPERATURE
(std)	(ntu)	(µm/cm AT 25°C)	(mV)	(mg/l)	(°C)
_____	_____	_____	_____	_____	_____
_____	_____	_____	_____	_____	_____
_____	_____	_____	_____	_____	_____
_____	_____	_____	_____	_____	_____
_____	_____	_____	_____	_____	_____

FIELD COMMENTS

SAMPLE APPEARANCE Good ODOR None COLOR Clear TURBIDITY cloudy
WEATHER CONDITIONS WIND SPEED 0-5 DIRECTION NW PRECIPITATION Y/N OUTLOOK _____
SPECIFIC COMMENTS _____

I CERTIFY THAT SAMPLING PROCEDURES WERE IN ACCORDANCE WITH APPLICABLE GAI PROTOCOLS
8-23-21 Morgan Brown [Signature]
DATE PRINT SIGNATURE

FMG MODIFICATIONS MUST BE ACCOMPANIED BY A REVISION REQUEST FORM APPROVED BY THE PROJECT MANAGER

PID @ TOR = 0.2 ppm

PID @ space breathing = 0.0 ppm

MONITORING WELL RECORD FOR LOW-FLOW PURGING

Project Data:

Project Name: GMCH Lockport BCP Annual GW Sampling
 Ref. No.: 56546.20 TASK 4

Date: 8-24-21
 Personnel: M. Brown

Monitoring Well Data:

Well No.: MW-7-6
 Measurement Point: TOR
 Constructed Well Depth (ft): 16.9
 Measured Well Depth (ft): 16.54
 Depth of Sediment (ft): _____

Screen Length (ft): 7'
 Depth to Pump Intake (ft)⁽¹⁾: 13
 Well Diameter, D (in): 2
 Well Screen Volume, V_s (mL)⁽²⁾: 2.0
 Initial Depth to Water (ft): 4.30

Time	Pumping Rate (mL/min)	Depth to Water (ft)	Drawdown from Initial Water Level ⁽³⁾ (ft)	pH	Temperature °C	Conductivity (mS/cm)	ORP (mV)	DO (mg/L)	Turbidity (NTU)	Volume Purged, V _p (XG)	No. of Well Screen Volumes Purged ⁽⁴⁾
1206	88	4.73		7.15	20.2	16.673	110.5	0.92	3.21	0.0	
1216		5.15		6.98	19.4	16.588	90.3	0.43	3.13	0.2	
1221		5.15		6.98	20.5	16.630	86.7	0.42	3.71	0.3	
1226		5.15		6.97	20.2	16.880	86.1	0.40	3.99	0.4	
1231		5.14		6.96	20.9	16.979	82.5	0.36	3.87	0.6	

Notes:

- (1) The pump intake will be placed at the well screen mid-point or at a minimum of 2 ft above any sediment accumulated at the well bottom.
- (2) The well screen volume will be based on a 5-foot screen length. $V_s = \pi \cdot (D/2)^2 \cdot (5 \cdot 12) \cdot (2.54)^3$
- (3) The drawdown from the initial water level should not exceed 0.3 ft.
- (4) Purging will continue until stabilization is achieved or until 20 well screen volumes have been purged (unless purge water remains visually turbid and appears to be clearing, or unless stabilization parameters are varying slightly outside of the stabilization criteria and appear to be stabilizing). No. of Well Screen Volumes Purged = V_p/V_s.

WELL PURGING FIELD INFORMATION FORM

JOB# 56546-20

SITE/PROJECT NAME: GMCH Lockport BCF Annual GW Sampling

WELL# MW-7-6

WELL PURGING INFORMATION

<u>0182421</u> PURGE DATE (MM DD YY)	<u>0182421</u> SAMPLE DATE (MM DD YY)	<u>20</u> WATER VOL IN CASING (LITRES/GALLONS)	<u>10</u> ACTUAL VOLUME PURGED (LITRES/GALLONS)
--	---	--	---

PURGING EQUIPMENT.....DEDICATED N (CIRCLE ONE)
 SAMPLING EQUIPMENTDEDICATED N (CIRCLE ONE)

PURGING DEVICE	<input checked="" type="checkbox"/> B	A - SUBMERSIBLE PUMP	D - GAS LIFT PUMP	C - BAILER	X-	PURGING OTHER (SPECIFY)
SAMPLING DEVICE	<input checked="" type="checkbox"/> B	B - PERISTALTIC PUMP	E - PURGE PUMP	H - WATERRA®	X-	SAMPLING OTHER (SPECIFY)
PURGING DEVICE	<input checked="" type="checkbox"/> E	C - BLADDER PUMP	F - DIPPER BOTTLE		X-	PURGING OTHER (SPECIFY)
SAMPLING DEVICE	<input checked="" type="checkbox"/> E	A - TEFLON	D - PVC		X-	SAMPLING OTHER (SPECIFY)
PURGING DEVICE	<input checked="" type="checkbox"/> E	B - STAINLESS STEEL	E - POLYETHYLENE		X-	PURGING OTHER (SPECIFY)
SAMPLING DEVICE	<input checked="" type="checkbox"/> E	C - POLYPROPYLENE			X-	SAMPLING OTHER (SPECIFY)
PURGING DEVICE	<input checked="" type="checkbox"/> E	A - TEFLON	D - POLYPROPYLENE	F - SILICONE	X-	PURGING OTHER (SPECIFY)
SAMPLING DEVICE	<input checked="" type="checkbox"/> E	B - TYGON	E - POLYETHYLENE	C - COMBINATION TEFLON/POLYPROPYLENE	X-	SAMPLING OTHER (SPECIFY)
		C - ROPE			X-	SAMPLING OTHER (SPECIFY)

FILTERING DEVICES 0.45 A - IN-LINE DISPOSABLE B - PRESSURE C - VACUUM

FIELD MEASUREMENTS

WELL ELEVATION	<u>1606310</u> (m/ft)	GROUNDWATER ELEVATION	<u>60200</u> (m/ft)
DEPTH TO WATER	<u>430</u> (m/ft)	WELL DEPTH	<u>1654</u> (m/ft)

pH	TURBIDITY	CONDUCTIVITY	ORP	DO	SAMPLE TEMPERATURE
<u> </u> (std)	<u> </u> (ntu)	<u> </u> (µm/cm AT 25°C)	<u> </u> (mV)	<u> </u> (mg/l)	<u> </u> (°C)
<u> </u> (std)	<u> </u> (ntu)	<u> </u> (µm/cm AT 25°C)	<u> </u> (mV)	<u> </u> (mg/l)	<u> </u> (°C)
<u> </u> (std)	<u> </u> (ntu)	<u> </u> (µm/cm AT 25°C)	<u> </u> (mV)	<u> </u> (mg/l)	<u> </u> (°C)
<u> </u> (std)	<u> </u> (ntu)	<u> </u> (µm/cm AT 25°C)	<u> </u> (mV)	<u> </u> (mg/l)	<u> </u> (°C)
<u> </u> (std)	<u> </u> (ntu)	<u> </u> (µm/cm AT 25°C)	<u> </u> (mV)	<u> </u> (mg/l)	<u> </u> (°C)

FIELD COMMENTS

SAMPLE APPEARANCE: Good ODOR: None COLOR: clear TURBIDITY: clear

WEATHER CONDITIONS: WIND SPEED 0-5 DIRECTION: SW PRECIPITATION Y/N OUTLOOK: N

SPECIFIC COMMENTS: _____

I CERTIFY THAT SAMPLING PROCEDURES WERE IN ACCORDANCE WITH APPLICABLE GM PROTOCOLS

8-24-21 Morgan Brown Morgan Brown

DATE PRINT SIGNATURE

FMG MODIFICATIONS MUST BE ACCOMPANIED BY A REVISION REQUEST FORM APPROVED BY THE PROJECT MANAGER

PID @ TOR = 175.0 ppm

PID @ space breathing = 0.1 ppm

MONITORING WELL RECORD FOR LOW-FLOW PURGING

Project Data:

Project Name: GMCH Lockport BCP Annual GW Sampling
 Ref. No.: 56546.00 Task 4

Date: 8-27-21
 Personnel: M. Brown

Monitoring Well Data:

Well No.: MW-7-7
 Measurement Point: TOR
 Constructed Well Depth (ft): 22.7
 Measured Well Depth (ft): 22.10
 Depth of Sediment (ft): _____

Screen Length (ft): 10
 Depth to Pump Intake (ft)⁽¹⁾: 15
 Well Diameter, D (in): 2
 Well Screen Volume, V_s (mL)⁽²⁾: 3.1
 Initial Depth to Water (ft): 3.01

Time	Pumping Rate (mL/min)	Depth to Water (ft)	Drawdown from Initial Water Level ⁽³⁾ (ft)	pH	Temperature °C	Conductivity (mS/cm)	ORP (mV)	DO (mg/L)	Turbidity (NTU)	Volume Purged, V _p (mL) ⁽⁴⁾	No. of Well Screen Volumes Purged ⁽⁴⁾
0752	85	3.41		6.87	18.0	11.612	-244.0	0.55	2.12	0.0	
0756		3.59		6.82	18.0	11.655	-265.2	0.36	2.23	0.1	
0801		3.72		6.80	18.0	11.821	-282.1	0.31	2.67	0.2	
0811		3.98		6.83	18.0	11.876	-311.0	0.26	6.88	0.4	
0816		4.00		6.84	18.1	11.834	-311.7	0.26	6.10	0.6	
0821		4.11		6.85	17.9	11.766	-311.7	0.25	6.25	0.7	
0826		4.19		6.84	17.8	11.681	-310.3	0.24	6.28	0.8	

Notes:

- The pump intake will be placed at the well screen mid-point or at a minimum of 2 ft above any sediment accumulated at the well bottom.
- The well screen volume will be based on a 5-foot screen length. $V_s = \pi(D/2)^2(5 \times 12)(2.54)^3$
- The drawdown from the initial water level should not exceed 0.3 ft.
- Purging will continue until stabilization is achieved or until 20 well screen volumes have been purged (unless purge water remains visually turbid and appears to be clearing, or unless stabilization parameters are varying slightly outside of the stabilization criteria and appear to be stabilizing). No. of Well Screen Volumes Purged = V_p/V_s .

WELL PURGING FIELD INFORMATION FORM
 SITE/PROJECT NAME: SMCH Lockport BCP Annual GW Sampling
 JOB# 56546-20
 WELL# MW-7-7

WELL PURGING INFORMATION
 PURGE DATE (MM DD YY) 08/27/21
 SAMPLE DATE (MM DD YY) 08/27/21
 WATER VOL IN CASING (LITRES/GALLONS) 311
 ACTUAL VOLUME PURGED (LITRES/GALLONS) 110
 PURGING AND SAMPLING EQUIPMENT
 PURGING EQUIPMENT.....DEDICATED N (CIRCLE ONE)
 SAMPLING EQUIPMENT.....DEDICATED N (CIRCLE ONE)

PURGING DEVICE B A - SUBMERSIBLE PUMP D - GAS LIFT PUMP G - BAILER X-
 B - PERISTALTIC PUMP E - PURGE PUMP H - WATERRA® PURGING OTHER (SPECIFY)
 SAMPLING DEVICE B C - BLADDER PUMP F - DIPPER BOTTLE X-
 SAMPLING OTHER (SPECIFY)
 PURGING DEVICE E A - TEFLON D - PVC X-
 B - STAINLESS STEEL E - POLYETHYLENE PURGING OTHER (SPECIFY)
 SAMPLING DEVICE E C - POLYPROPYLENE X-
 SAMPLING OTHER (SPECIFY)
 PURGING DEVICE E A - TEFLON D - POLYPROPYLENE F - SILICONE X-
 B - TYGON E - POLYETHYLENE G - COMBINATION PURGING OTHER (SPECIFY)
 SAMPLING DEVICE E C - ROPE X-
 TEFLON/POLYPROPYLENE SAMPLING OTHER (SPECIFY)
 FILTERING DEVICES 0.45 A - IN-LINE DISPOSABLE B - PRESSURE C - VACUUM

FIELD MEASUREMENTS
 WELL ELEVATION 16110.214 (m/ft) GROUNDWATER ELEVATION 16107.213 (m/ft)
 DEPTH TO WATER 3.011 (m/ft) WELL DEPTH 22.118 (m/ft)
 pH 7.5 (std) TURBIDITY 0.1 (ntu) CONDUCTIVITY 150 (µm/cm) AT 25°C ORP 150 (mV) DO 1.5 (mg/l) SAMPLE TEMPERATURE 15 (°C)
7.5 (std) 0.1 (ntu) 150 (µm/cm) AT 25°C 150 (mV) 1.5 (mg/l) 15 (°C)
7.5 (std) 0.1 (ntu) 150 (µm/cm) AT 25°C 150 (mV) 1.5 (mg/l) 15 (°C)
7.5 (std) 0.1 (ntu) 150 (µm/cm) AT 25°C 150 (mV) 1.5 (mg/l) 15 (°C)
7.5 (std) 0.1 (ntu) 150 (µm/cm) AT 25°C 150 (mV) 1.5 (mg/l) 15 (°C)

FIELD COMMENTS
 SAMPLE APPEARANCE Good ODOOR Solvent COLOR black TURBIDITY Cloudy
 WEATHER CONDITIONS WIND SPEED 0-7 DIRECTION NE PRECIPITATION Y/N OUTLOOK N
 SPECIFIC COMMENTS Strong smell of solvent - slight sulfur scent

I CERTIFY THAT SAMPLING PROCEDURES WERE IN ACCORDANCE WITH APPLICABLE CM PROTOCOLS
8-27-21 Morgan Brown Morgan Brown
 DATE PRINT SIGNATURE

ENG MODIFICATIONS MUST BE ACCOMPANIED BY A REVISION REQUEST FORM APPROVED BY THE PROJECT MANAGER

PID @ TOR = 0.0 ppm

PID @ space breathing = 0.0 ppm

MONITORING WELL RECORD FOR LOW-FLOW PURGING

Project Data:

Project Name: GMCH Lockport BCP Annual GW Sampling
 Ref. No.: 56546.20 Task 4

Date: 8-26-21
 Personnel: M. Brown

Monitoring Well Data:

Well No.: MW-7-8
 Measurement Point: TOR
 Constructed Well Depth (ft): 19.7
 Measured Well Depth (ft): 19.43
 Depth of Sediment (ft): _____

Screen Length (ft): 12.7 - 19.7 = 7
 Depth to Pump Intake (ft)⁽¹⁾: 14
 Well Diameter, D (in): 2
 Well Screen Volume, V_s (mL)⁽²⁾: 2.8
 Initial Depth to Water (ft): 2.56

Time	Pumping Rate (mL/min)	Depth to Water (ft)	Drawdown from Initial Water Level ⁽³⁾ (ft)	pH	Temperature °C	Conductivity (mS/cm)	ORP (mV)	DO (mg/L)	Turbidity (NTU)	Volume Purged, V _p (mL) ⁽⁴⁾	No. of Well Screen Volumes Purged ⁽⁴⁾
0749		3.52		6.74	19.7	14.054	-75.2	0.47	39.25	0.1	
0759		5.16		6.70	20.0	14.054	-87.7	0.34	32.39	0.9	
0804		7.34		6.67	20.3	13.231	-98.2	0.30	20.79	0.5	
0814		8.18		6.63	20.2	12.482	-116.1	0.27	74.31	0.9	
0820		9.50		6.62	20.1	12.403	-120.9	0.27	21.88	1.2	
0825		10.29		6.61	20.4	12.257	-120.9	0.31	54.89	1.5	
0835		10.30		6.67	20.1	12.400	-120.1	0.35	70.21	1.8	
0840		10.61		6.68	20.3	12.204	-123.1	0.36	105.72	2.1	
0845		10.35		6.82	20.5	10.422	-145.5	0.25	52.83	2.3	
0855		12.51		6.88	20.2	10.907	-157.7	0.25	78.15	2.5	
0908	dry	14.22		6.96	21.7	12.726	-160.2	0.27	61.22	2.8	
1300		9.64		7.20	21.3	13.730	69.0	2.48	76.11	0.1	

Notes:

- The pump intake will be placed at the well screen mid-point or at a minimum of 2 ft above any sediment accumulated at the well bottom.
- The well screen volume will be based on a 5-foot screen length. $V_s = \pi \cdot (D/2)^2 \cdot (5 \cdot 12) \cdot (2.54)^3$
- The drawdown from the initial water level should not exceed 0.3 ft.
- Purging will continue until stabilization is achieved or until 20 well screen volumes have been purged (unless purge water remains visually turbid and appears to be clearing, or unless stabilization parameters are varying slightly outside of the stabilization criteria and appear to be stabilizing). No. of Well Screen Volumes Purged = V_p / V_s .

WELL PURGING FIELD INFORMATION FORM

SITE/PROJECT NAME: 6 MCH Lockport BC
Annual GW Sampling

JOB# 56546-20
WELL# MW-7-8

PURGE DATE (MM DD YY) 082621 SAMPLE DATE (MM DD YY) 082721 WATER VOL IN CASING (LITRES/GALLONS) 28 ACTUAL VOLUME PURGED (LITRES/GALLONS) 128

PURGING AND SAMPLING EQUIPMENT
PURGING EQUIPMENT.....DEDICATED N (CIRCLE ONE) SAMPLING EQUIPMENT.....DEDICATED N (CIRCLE ONE)

PURGING DEVICE	<input checked="" type="checkbox"/> B	A - SUBMERSIBLE PUMP	D - GAS LIFT PUMP	G - BAILER	X-	
		B - PERISTALTIC PUMP	E - PURGE PUMP	H - WATERRA®	X-	PURGING OTHER (SPECIFY)
SAMPLING DEVICE	<input checked="" type="checkbox"/> B	C - BLADDER PUMP	F - DIPPER BOTTLE		X-	SAMPLING OTHER (SPECIFY)
PURGING DEVICE	<input checked="" type="checkbox"/> E	A - TEFLON	D - PVC		X-	PURGING OTHER (SPECIFY)
		B - STAINLESS STEEL	E - POLYETHYLENE		X-	SAMPLING OTHER (SPECIFY)
SAMPLING DEVICE	<input checked="" type="checkbox"/> E	C - POLYPROPYLENE			X-	SAMPLING OTHER (SPECIFY)
PURGING DEVICE	<input checked="" type="checkbox"/> E	A - TEFLON	D - POLYPROPYLENE	F - SILICONE	X-	PURGING OTHER (SPECIFY)
		B - TYGON	E - POLYETHYLENE	G - COMBINATION	X-	SAMPLING OTHER (SPECIFY)
SAMPLING DEVICE	<input checked="" type="checkbox"/> E	C - ROPE		TEFLON/POLYPROPYLENE	X-	SAMPLING OTHER (SPECIFY)

FILTERING DEVICES 0-45 A - IN-LINE DISPOSABLE B - PRESSURE C - VACUUM

FIELD MEASUREMENTS

WELL ELEVATION 1610.92 (m/ft) GROUNDWATER ELEVATION 1608.36 (m/ft)

DEPTH TO WATER 125.6 (m/ft) WELL DEPTH 119.43 (m/ft)

pH	TURBIDITY	CONDUCTIVITY	ORP	DO	SAMPLE TEMPERATURE
(std)	(ntu)	(µm/cm) AT 25°C	(mv)	(mg/l)	(°C)
(std)	(ntu)	(µm/cm) AT 25°C	(mv)	(mg/l)	(°C)
(std)	(ntu)	(µm/cm) AT 25°C	(mv)	(mg/l)	(°C)
(std)	(ntu)	(µm/cm) AT 25°C	(mv)	(mg/l)	(°C)
(std)	(ntu)	(µm/cm) AT 25°C	(mv)	(mg/l)	(°C)

FIELD COMMENTS

SAMPLE APPEARANCE good ODOR solvent COLOR Yellowish TURBIDITY Hazy

WEATHER CONDITIONS WIND SPEED 0-5 DIRECTION SW PRECIPITATION Y/N OUTLOOK Y

SPECIFIC COMMENTS Purge date - 082621 Purge to dry
sample date 082721 after one draw

Slight sheen in sample bucket

I CERTIFY THAT SAMPLING PROCEDURES WERE IN ACCORDANCE WITH APPLICABLE CM PROTOCOLS

DATE 8-26-21 PRINT Morgan Brown SIGNATURE Morgan Brown

FMG MODIFICATIONS MUST BE ACCOMPANIED BY A REVISION REQUEST FORM APPROVED BY THE PROJECT MANAGER

PID @ TOR = 214.8 ppm

PID @ space breathing = 0.2 ppm

MONITORING WELL RECORD FOR LOW-FLOW PURGING

Project Data:

Project Name: GMCH Lockport BCP Annual GW Sampling
 Ref. No.: 56546.20 Task 4

Date: 8-27-21
 Personnel: M. Brown

Monitoring Well Data:

Well No.: MW-7-A-6
 Measurement Point: TOR
 Constructed Well Depth (ft): 14.25
 Measured Well Depth (ft): 14.03
 Depth of Sediment (ft): _____

Screen Length (ft): _____
 Depth to Pump Intake (ft)⁽¹⁾: 12
 Well Diameter, D (in): _____
 Well Screen Volume, V_s (mL)⁽²⁾: 1.8
 Initial Depth to Water (ft): 3.23

Time	Pumping Rate (mL/min)	Depth to Water (ft)	Drawdown from Initial Water Level ⁽³⁾ (ft)	pH	Temperature °C	Conductivity (mS/cm)	ORP (mV)	DO (mg/L)	Turbidity (NTU)	Volume Purged, V _p (mL) ⁽⁴⁾	No. of Well Screen Volumes Purged ⁽⁴⁾
0924		3.70		6.85	20.6	6.772	-168.2	0.62	5.47	0.0	
0929		3.88		6.76	20.7	6.646	-136.5	0.37	5.45	0.2	
0934		4.51		6.76	21.0	6.536	-139.3	0.32	5.40	0.2	
0939		4.52		6.75	21.4	6.483	-144.3	0.30	5.25	0.3	
0944		4.52		6.74	21.5	6.438	-145.1	0.30	5.45	0.4	

Notes:

- (1) The pump intake will be placed at the well screen mid-point or at a minimum of 2 ft above any sediment accumulated at the well bottom.
- (2) The well screen volume will be based on a 5-foot screen length. $V_s = \pi(D/2)^2(5 \times 12)(2.54)^3$
- (3) The drawdown from the initial water level should not exceed 0.3 ft.
- (4) Purging will continue until stabilization is achieved or until 20 well screen volumes have been purged (unless purge water remains visually turbid and appears to be clearing, or unless stabilization parameters are varying slightly outside of the stabilization criteria and appear to be stabilizing). No. of Well Screen Volumes Purged = V_p/V_s .

WELL PURGING FIELD INFORMATION FORM

JOB# 56546-20

SITE/PROJECT NAME: GMCH Lockport BCF Annual GW Sampling

WELL# MW-7-A6

WELL PURGING INFORMATION

PURGE DATE (MM DD YY) 01812171211

SAMPLE DATE (MM DD YY) 01812171211

WATER VOL IN CASING (LITRES/GALLONS) 118

ACTUAL VOLUME PURGED (LITRES/GALLONS) 08

PURGING AND SAMPLING EQUIPMENT

PURGING EQUIPMENT.....DEDICATED N

(CIRCLE ONE)

SAMPLING EQUIPMENT.....DEDICATED N

(CIRCLE ONE)

PURGING DEVICE	<input checked="" type="checkbox"/> B	A - SUBMERSIBLE PUMP	D - GAS LIFT PUMP	G - BAILER	X-	_____
		B - PERISTALTIC PUMP	E - PURGE PUMP	H - WATERRA®		PURGING OTHER (SPECIFY)
SAMPLING DEVICE	<input checked="" type="checkbox"/> B	C - BLADDER PUMP	F - DIPPER BOTTLE		X-	_____
						SAMPLING OTHER (SPECIFY)
PURGING DEVICE	<input checked="" type="checkbox"/> E	A - TEFLON	D - PVC		X-	_____
		B - STAINLESS STEEL	E - POLYETHYLENE			PURGING OTHER (SPECIFY)
SAMPLING DEVICE	<input checked="" type="checkbox"/> E	C - POLYPROPYLENE			X-	_____
						SAMPLING OTHER (SPECIFY)
PURGING DEVICE	<input checked="" type="checkbox"/> E	A - TEFLON	D - POLYPROPYLENE	F - SILICONE	X-	_____
		B - TYGON	E - POLYETHYLENE	C - COMBINATION		PURGING OTHER (SPECIFY)
SAMPLING DEVICE	<input checked="" type="checkbox"/> E	C - ROPE	X- _____	TEFLON/POLYPROPYLENE	X-	_____
			(SPECIFY)			SAMPLING OTHER (SPECIFY)

FILTERING DEVICES 0.45 A - IN-LINE DISPOSABLE B - PRESSURE C - VACUUM

FIELD MEASUREMENTS

WELL ELEVATION	<u>16110.712</u> (m/ft)	GROUNDWATER ELEVATION	<u>16074.9</u> (m/ft)
DEPTH TO WATER	<u>13.213</u> (m/ft)	WELL DEPTH	<u>1140.3</u> (m/ft)

pH	TURBIDITY	CONDUCTIVITY	ORP	DO	SAMPLE TEMPERATURE
<u>7.2</u> (std)	<u>0.7</u> (ntu)	<u>118</u> (µm/cm AT 25°C)	<u>118</u> (mV)	<u>0.8</u> (mg/l)	<u>11</u> (°C)
<u>7.2</u> (std)	<u>0.7</u> (ntu)	<u>118</u> (µm/cm AT 25°C)	<u>118</u> (mV)	<u>0.8</u> (mg/l)	<u>11</u> (°C)
<u>7.2</u> (std)	<u>0.7</u> (ntu)	<u>118</u> (µm/cm AT 25°C)	<u>118</u> (mV)	<u>0.8</u> (mg/l)	<u>11</u> (°C)
<u>7.2</u> (std)	<u>0.7</u> (ntu)	<u>118</u> (µm/cm AT 25°C)	<u>118</u> (mV)	<u>0.8</u> (mg/l)	<u>11</u> (°C)
<u>7.2</u> (std)	<u>0.7</u> (ntu)	<u>118</u> (µm/cm AT 25°C)	<u>118</u> (mV)	<u>0.8</u> (mg/l)	<u>11</u> (°C)

FIELD COMMENTS

SAMPLE APPEARANCE Good ODOOR NONE COLOR clear TURBIDITY sediment

WEATHER CONDITIONS WIND SPEED 0-7 DIRECTION NE PRECIPITATION Y/N OUTLOOK N

SPECIFIC COMMENTS _____

I CERTIFY THAT SAMPLING PROCEDURES WERE IN ACCORDANCE WITH APPLICABLE CM PROTOCOLS

DATE 08-27-21 PRINT Morgan Brown

SIGNATURE [Signature]

FMG MODIFICATIONS MUST BE ACCOMPANIED BY A REVISION REQUEST FORM APPROVED BY THE PROJECT MANAGER

PID @ TOR = 0.0 ppm

PID @ space ^{breathing} = 0.0 ppm

MONITORING WELL RECORD FOR LOW-FLOW PURGING

Project Data:

Project Name: GMCH Lockport BCP Annual GW Sampling
 Ref. No.: 56546.20 TASK 4

Date: 8-25-21
 Personnel: M. Brown

Monitoring Well Data:

Well No.: MW-7-C-2
 Measurement Point: TOR
 Constructed Well Depth (ft): 24.0
 Measured Well Depth (ft): 24.08
 Depth of Sediment (ft): _____

Screen Length (ft): _____
 Depth to Pump Intake (ft)⁽¹⁾: ~21'
 Well Diameter, D (in): 2
 Well Screen Volume, V_s (mL)⁽²⁾: 3.0
 Initial Depth to Water (ft): 2.58

Time	Pumping Rate (mL/min)	Depth to Water (ft)	Drawdown from Initial Water Level ⁽³⁾ (ft)	pH	Temperature °C	Conductivity (mS/cm)	ORP (mV)	DO (mg/L)	Turbidity (NTU)	Volume Purged, V _p (mL) ⁽⁴⁾	No. of Well Screen Volumes Purged ⁽⁴⁾
0800	88	6.07		7.09	17.9	1.939	-69.9	0.79	1.88	0.0	
0808		6.36		6.89	17.7	1.921	-60.1	0.50	1.89	0.1	
0810		6.45		6.89	18.4	1.904	-66.2	0.46	1.76	0.2	
0825		6.60		7.09	18.1	1.849	-90.3	0.38	2.21	0.3	
0830		6.67		7.15	18.3	1.828	-96.1	0.37	2.89	0.4	
0835		6.73		7.15	17.8	1.802	-101.4	0.32	3.78	0.5	
0840		6.81		7.14	17.7	1.788	-103.9	0.31	3.66	0.6	

Notes:

- The pump intake will be placed at the well screen mid-point or at a minimum of 2 ft above any sediment accumulated at the well bottom.
- The well screen volume will be based on a 5-foot screen length, $V_s = \pi \cdot (D/2)^2 \cdot (5 \cdot 12) \cdot (2.54)^3$
- The drawdown from the initial water level should not exceed 0.3 ft.
- Purging will continue until stabilization is achieved or until 20 well screen volumes have been purged (unless purge water remains visually turbid and appears to be clearing, or unless stabilization parameters are varying slightly outside of the stabilization criteria and appear to be stabilizing), $\text{No. of Well Screen Volumes Purged} = V_p / V_s$.

WELL PURGING FIELD INFORMATION FORM

JOB# 56546-20

SITE/PROJECT NAME: SMCH Lockport BCP Annual GW Sampling

WELL# MW-7-C2

WELL PURGING INFORMATION

PURGE DATE (MM DD YY) 082521

SAMPLE DATE (MM DD YY) 082521

WATER VOL IN CASING (LITRES/GALLONS) 30

ACTUAL VOLUME PURGED (LITRES/GALLONS) 109

PURGING AND SAMPLING EQUIPMENT

PURGING EQUIPMENT.....DEDICATED N (CIRCLE ONE)

SAMPLING EQUIPMENT.....DEDICATED N (CIRCLE ONE)

PURGING DEVICE B A - SUBMERSIBLE PUMP D - GAS LIFT PUMP G - BAILER X- _____
 B - PERISTALTIC PUMP E - PURGE PUMP H - WATERRA® PURGING OTHER (SPECIFY)

SAMPLING DEVICE B C - BLADDER PUMP F - DIPPER BOTTLE X- _____
 SAMPLING OTHER (SPECIFY)

PURGING DEVICE E A - TEFLON D - PVC X- _____
 B - STAINLESS STEEL E - POLYETHYLENE PURGING OTHER (SPECIFY)

SAMPLING DEVICE E C - POLYPROPYLENE X- _____
 SAMPLING OTHER (SPECIFY)

PURGING DEVICE E A - TEFLON D - POLYPROPYLENE F - SILICONE X- _____
 B - TYGON E - POLYETHYLENE G - COMBINATION PURGING OTHER (SPECIFY)

SAMPLING DEVICE E C - ROPE X- _____
 (SPECIFY) _____ SAMPLING OTHER (SPECIFY)

FILTERING DEVICES 0.45 A - IN-LINE DISPOSABLE B - PRESSURE C - VACUUM

FIELD MEASUREMENTS

WELL ELEVATION 1608.96 (m/ft) GROUNDWATER ELEVATION 1603.38 (m/ft)
 DEPTH TO WATER 5.58 (m/ft) WELL DEPTH 24.08 (m/ft)

pH	TURBIDITY	CONDUCTIVITY	ORP	DO	SAMPLE TEMPERATURE
(std)	(ntu)	(µm/cm AT 25°C)	(mv)	(mg/L)	(°C)
(std)	(ntu)	(µm/cm AT 25°C)	(mv)	(mg/L)	(°C)
(std)	(ntu)	(µm/cm AT 25°C)	(mv)	(mg/L)	(°C)
(std)	(ntu)	(µm/cm AT 25°C)	(mv)	(mg/L)	(°C)
(std)	(ntu)	(µm/cm AT 25°C)	(mv)	(mg/L)	(°C)

FIELD COMMENTS

SAMPLE APPEARANCE Good ODOOR sulfur COLOR clear TURBIDITY Suspended sediment
 WEATHER CONDITIONS WIND SPEED 0.5 DIRECTION SSW PRECIPITATION Y/N OUTLOOK N
 SPECIFIC COMMENTS _____

I CERTIFY THAT SAMPLING PROCEDURES WERE IN ACCORDANCE WITH APPLICABLE CM PROTOCOLS

DATE 8-25-21 PRINT Morgan Brown

SIGNATURE [Signature]

EMG MODIFICATIONS MUST BE ACCOMPANIED BY A REVISION REQUEST FORM APPROVED BY THE PROJECT MANAGER

PID @ TOR = 0.0 ppm

PID @ space ^{breathing} = 0.0 ppm

MONITORING WELL RECORD FOR LOW-FLOW PURGING

Project Data:

Project Name: GMCH Lockport BCP Annual GW Sampling
 Ref. No.: 56546.20 TASK 4

Date: 9-1-21
 Personnel: M. Brown

Monitoring Well Data:

Well No.: MW-7-A-1
 Measurement Point: TOR
 Constructed Well Depth (ft): 20.0
 Measured Well Depth (ft): 19.9
 Depth of Sediment (ft): _____

Screen Length (ft): _____
 Depth to Pump Intake (ft)⁽¹⁾: 17
 Well Diameter, D (in): 2
 Well Screen Volume, V_s (mL)⁽²⁾: 1.7
 Initial Depth to Water (ft): 9.66

Time	Pumping Rate (mL/min)	Depth to Water (ft)	Drawdown from Initial Water Level ⁽³⁾ (ft)	pH	Temperature °C	Conductivity (mS/cm)	ORP (mV)	DO (mg/L)	Turbidity (NTU)	Volume Purged, V _p (mL)	No. of Well Screen Volumes Purged ⁽⁴⁾
0750	84	10.02		6.66	22.1	15.230	-40.7	0.90	2.13	0.0	
0755		10.24		6.72	22.1	15.200	-54.9	0.57	1.94	0.1	
0800		10.29		6.74	22.3	15.099	-66.0	0.55	2.10	0.2	
0805		10.43		6.76	22.3	15.052	-77.1	0.52	2.46	0.3	
0815		10.40		6.77	22.6	14.984	-83.8	0.53	3.50	0.4	
0820		10.54		6.80	22.5	14.678	-91.1	0.44	2.32	0.4	
0825		10.65		6.82	22.4	13.793	-96.5	0.43	3.90	0.5	
0830		10.68		6.83	22.5	12.988	-97.9	0.43	5.29	0.5	
0835		10.72		6.84	22.5	12.599	-99.8	0.40	3.09	0.6	
0840		10.80		6.85	22.5	12.578	-99.8	0.40	8.54	0.7	

Notes:

- The pump intake will be placed at the well screen mid-point or at a minimum of 2 ft above any sediment accumulated at the well bottom.
- The well screen volume will be based on a 5-foot screen length, $V_s = \pi(D/2)^2(5 \times 12)(2.54)^3$
- The drawdown from the initial water level should not exceed 0.3 ft.
- Purging will continue until stabilization is achieved or until 20 well screen volumes have been purged (unless purge water remains visually turbid and appears to be clearing, or unless stabilization parameters are varying slightly outside of the stabilization criteria and appear to be stabilizing), No. of Well Screen Volumes Purged = V_p/V_s .

WELL PURGING FIELD INFORMATION FORM

JOB# 56546-20
WELL# MW-7-A1

SITE/PROJECT NAME: GMCH Lockport BSA Annual GW Sampling

PURGE DATE (MM DD YY) 10|8|01|21 SAMPLE DATE (MM DD YY) 10|8|01|21 WATER VOL. IN CASING (LITRE/GALLONS) 11|7 ACTUAL VOLUME PURGED (LITRE/GALLONS) 11|2

PURGING EQUIPMENT.....DEDICATED N (CIRCLE ONE) SAMPLING EQUIPMENT.....DEDICATED N (CIRCLE ONE)

PURGING DEVICE	<input checked="" type="checkbox"/> B	A - SUBMERSIBLE PUMP	D - GAS LIFT PUMP	C - BAILER	X-	_____
		B - PERISTALTIC PUMP	E - PURGE PUMP	H - WATERRA®		PURGING OTHER (SPECIFY)
SAMPLING DEVICE	<input checked="" type="checkbox"/> B	C - BLADDER PUMP	F - DIPPER BOTTLE		X-	_____
						SAMPLING OTHER (SPECIFY)
PURGING DEVICE	<input checked="" type="checkbox"/> E	A - TEFLON	D - PVC		X-	_____
		B - STAINLESS STEEL	E - POLYETHYLENE			PURGING OTHER (SPECIFY)
SAMPLING DEVICE	<input checked="" type="checkbox"/> E	C - POLYPROPYLENE			X-	_____
						SAMPLING OTHER (SPECIFY)
PURGING DEVICE	<input checked="" type="checkbox"/> E	A - TEFLON	D - POLYPROPYLENE	F - SILICONE	X-	_____
		B - TYGON	E - POLYETHYLENE	G - COMBINATION		PURGING OTHER (SPECIFY)
SAMPLING DEVICE	<input checked="" type="checkbox"/> E	C - ROPE	X- _____ (SPECIFY)	TEFLON/POLYPROPYLENE	X-	_____
						SAMPLING OTHER (SPECIFY)

FILTERING DEVICES 0-15 A - IN-LINE DISPOSABLE B - PRESSURE C - VACUUM

FIELD MEASUREMENTS

WELL ELEVATION _____ (m/ft) GROUNDWATER ELEVATION _____ (m/ft)

DEPTH TO WATER 19|6|6 (m/ft) WELL DEPTH 11|9|9|0 (m/ft)

pH	TURBIDITY	CONDUCTIVITY	ORP	DO	SAMPLE TEMPERATURE
(std)	(ntu)	(µm/cm) AT 25°C	(mv)	(mg/l)	(°C)
_____	_____	_____	_____	_____	_____
(std)	(ntu)	(µm/cm) AT 25°C	(mv)	(mg/l)	(°C)
_____	_____	_____	_____	_____	_____
(std)	(ntu)	(µm/cm) AT 25°C	(mv)	(mg/l)	(°C)
_____	_____	_____	_____	_____	_____
(std)	(ntu)	(µm/cm) AT 25°C	(mv)	(mg/l)	(°C)
_____	_____	_____	_____	_____	_____

FIELD COMMENTS

SAMPLE APPEARANCE: Good ODOUR: solvent/musty COLOR: clear TURBIDITY: clear

WEATHER CONDITIONS: WIND SPEED: 5-10 DIRECTION: NE PRECIPITATION Y/N: N OUTLOOK: N

SPECIFIC COMMENTS: _____

I CERTIFY THAT SAMPLING PROCEDURES WERE IN ACCORDANCE WITH APPLICABLE CM PROTOCOLS

DATE: 9-1-21 PRINT: Morgan Brown SIGNATURE: Morgan Brown

FMG MODIFICATIONS MUST BE ACCOMPANIED BY A REVISION REQUEST FORM APPROVED BY THE PROJECT MANAGER

SAMPLE COLLECTION DATA SHEET - GROUNDWATER SAMPLING PROGRAM

PROJECT NAME GMCH Lockport Annual BCP Site GW Sampling PROJECT NO. 56546.20T4
 SAMPLING CREW MEMBERS Morgan Brown SUPERVISOR Richert
 DATE OF SAMPLE COLLECTION 8-24-21 - 8-31-21

[Note: For 2" dia. well, 1 ft. = 0.14 gal (imp) or 0.16 gal (us)]

Sample I.D. Number	Well No.	Measuring Point Elev. (ft. AMSL)	Bottom Depth (ft. btoc)	Water Depth (ft. btoc)	Water Elevation (ft. AMSL)	Well Volume (gallons)	Bailer Volume No. Bails	Volume Purged (gallons)	Field pH	Field Temp.	Field Cond.	Time	Sample Description & Analysis
MW-6-1-082421	MW6-1	598.23	18.83	5.36	592.87	2.2	/	1.1	6.92	18.6	4.32	1050	VOC MNA
MW-6-2-082421	MW-6-2	609.33	26.13	6.35	602.98	3.2	/	0.9	7.14	18.0	4.00	920	VOC MNA
MW-6-F-8-082621	MW-6-F-8	612.26	14.33	7.96	604.30	1.0	/	0.8	7.05	21.7	8.09	1245	VOC MNA
MW-8-1-083021	MW-8-1	615.11	20.8	5.14	609.97	2.6	/	1.1	7.14	18.2	5.53	1100	VOC MNA
MW-8-2-083021	MW-8-2	615.14	22.69	7.34	607.08	2.5	/	0.9	7.38	20.6	2.18	1240	VOC MNA
MW-8-3-083121	MW-8-3	615.06	22.05	8.22	606.84	2.3	/	2.3	7.18	21.3	6.65	1092	VOC MNA
MW-8-4-082521	MW-8-4	613.01	21.42	8.94	604.07	2.0	/	1.5	7.40	22.3	9.25	1113	VOC MNA
MW-8-003-B-082621	MW-8-003-B	610.94	14.38	5.81	605.13	1.5	/	1.3	7.70	22.8	11.83	1025	VOC MNA

Additional Comments:

* Dupe - 082521 * Taken at MW-8-4
 MS/MSD sample taken at MW-8-003-B

Copies to:

FMG MODIFICATIONS MUST BE ACCOMPANIED BY A REVISION REQUEST FORM APPROVED BY THE PROJECT MANAGER

PID @ TOR = 0.1 ppm

AID @ breathing space = 0.0 ppm

MONITORING WELL RECORD FOR LOW-FLOW PURGING

Project Data:

Project Name: GMCH Lockport Annual BCP Site GW Sampling Date: 8-24-21
 Ref. No.: 56546.20 Task 4 Personnel: M. Brown

Monitoring Well Data:

Well No.: MW-6-1 Screen Length (ft): 7-17 = 10
 Measurement Point: TOR Depth to Pump Intake (ft)⁽¹⁾: 12
 Constructed Well Depth (ft): 17 Well Diameter, D (in): 2
 Measured Well Depth (ft): 18.83 Well Screen Volume, V_s (mL)⁽²⁾: 2.2
 Depth of Sediment (ft): _____ Initial Depth to Water (ft): 5.36

Time	Pumping Rate (mL/min)	Depth to Water (ft)	Drawdown from Initial Water Level ⁽³⁾ (ft)	pH	Temperature °C	Conductivity (µS/cm)	ORP (mV)	DO (mg/L)	Turbidity (NTU)	Volume Purged, V _p (mL) ⁽⁴⁾	No. of Well Screen Volumes Purged ⁽⁴⁾
1020	90	5.74		7.31	19.2	4.285	-85.1	0.86	19.77	0.0	
1030		5.83		6.94	19.5	4.344	-83.2	0.39	14.51	0.1	
1035		6.01		6.92	18.4	4.312	-82.8	0.30	17.85	0.2	
1040		6.05		6.92	18.4	4.327	-84.8	0.28	18.89	0.3	
1045		6.05		6.92	18.5	4.316	-86.2	0.27	18.59	0.5	
1050		6.05		6.92	18.6	4.329	-88.0	0.27	17.81	0.8	

Notes:

- The pump intake will be placed at the well screen mid-point or at a minimum of 2 ft above any sediment accumulated at the well bottom.
- The well screen volume will be based on a 5-foot screen length, $V_s = \pi(D/2)^2(5 \cdot 12)(2.54)^3$
- The drawdown from the initial water level should not exceed 0.3 ft.
- Purging will continue until stabilization is achieved or until 20 well screen volumes have been purged (unless purge water remains visually turbid and appears to be clearing, or unless stabilization parameters are varying slightly outside of the stabilization criteria and appear to be stabilizing), No. of Well Screen Volumes Purged = V_p/V_s .

WELL PURGING FIELD INFORMATION FORM JOB# 56546-20
 SITE/PROJECT NAME: GMCH Lockport Annual BLP Site Gw Sampling WELL# MW-6-11

WELL PURGING INFORMATION
 PURGE DATE (MM DD YY) 10/8/24/21 SAMPLE DATE (MM DD YY) 10/8/24/21 WATER VOL. IN CASING (LITRES/GALLONS) 32 ACTUAL VOLUME PURGED (LITRES/GALLONS) 11
PURGING AND SAMPLING EQUIPMENT
 PURGING EQUIPMENT... DEDICATED Y N (CIRCLE ONE) SAMPLING EQUIPMENT... DEDICATED Y N (CIRCLE ONE)

PURGING DEVICE B A - SUBMERSIBLE PUMP D - GAS LIFT PUMP G - BAILER X- _____
 B B - PERISTALTIC PUMP E - PURGE PUMP H - WATERRAID _____
SAMPLING DEVICE B C - BLADDER PUMP F - DIPPER BOTTLE X- _____
 _____ SAMPLING OTHER (SPECIFY) _____
PURGING DEVICE E A - TEFLON D - PVC X- _____
 E B - STAINLESS STEEL E - POLYETHYLENE _____
SAMPLING DEVICE E C - POLYPROPYLENE X- _____
 _____ SAMPLING OTHER (SPECIFY) _____
PURGING DEVICE E A - TEFLON D - POLYPROPYLENE F - SILICONE X- _____
 E B - TYGON E - POLYETHYLENE G - COMBINATION _____
SAMPLING DEVICE E C - ROPE X- _____
 _____ SAMPLING OTHER (SPECIFY) _____
 (SPECIFY) _____
FILTERING DEVICES 0.45 A - IN-LINE DISPOSABLE B - PRESSURE C - VACUUM

FIELD MEASUREMENTS
 WELL ELEVATION 159.213 (m/ft) GROUNDWATER ELEVATION 118.83 (m/ft)
 DEPTH TO WATER _____ (m/ft) WELL DEPTH _____ (m/ft)
 pH _____ (std) TURBIDITY _____ (ntu) CONDUCTIVITY _____ (µm/cm) ORP _____ (mV) DO _____ (mg/L) SAMPLE TEMPERATURE _____ (°C)
 _____ (std) _____ (ntu) _____ (µm/cm) AT 25°C _____ (mV) _____ (mg/L) _____ (°C)
 _____ (std) _____ (ntu) _____ (µm/cm) AT 25°C _____ (mV) _____ (mg/L) _____ (°C)
 _____ (std) _____ (ntu) _____ (µm/cm) AT 25°C _____ (mV) _____ (mg/L) _____ (°C)
 _____ (std) _____ (ntu) _____ (µm/cm) AT 25°C _____ (mV) _____ (mg/L) _____ (°C)

FIELD COMMENTS
 SAMPLE APPEARANCE Good COLOR none COLOR Light Yellow TURBIDITY cloudy
 WEATHER CONDITIONS WIND SPEED 0-5 DIRECTION SW PRECIPITATION Y/N OUTLOOK N
 SPECIFIC COMMENTS _____

I CERTIFY THAT SAMPLING PROCEDURES WERE IN ACCORDANCE WITH APPLICABLE GM PROTOCOLS
8-24-21 Morgan Brown Morgan Brown
 DATE PRINT SIGNATURE

FMG MODIFICATIONS MUST BE ACCOMPANIED BY A REVISION REQUEST FORM APPROVED BY THE PROJECT MANAGER

PID @ TOR = 0.0 ppm

AID @ breathing space = 0.0 ppm

MONITORING WELL RECORD FOR LOW-FLOW PURGING

Project Data:

Project Name: GMCH Lockport Annual BCP Site GW Sampling Date: 8-24-21
 Ref. No.: 56546.20 Task 4 Personnel: M. Brown

Monitoring Well Data:

Well No.: MW-6-2 Screen Length (ft): 14.6 - 26.6 = 10
 Measurement Point: TOR Depth to Pump Intake (ft)⁽¹⁾: 19
 Constructed Well Depth (ft): 29.16 Well Diameter, D (in): 2
 Measured Well Depth (ft): 26.13 Well Screen Volume, V_s (mL)⁽²⁾: 3.2
 Depth of Sediment (ft): _____ Initial Depth to Water (ft): 6.35

Time	Pumping Rate (mL/min)	Depth to Water (ft)	Drawdown from Initial Water Level ⁽³⁾ (ft)	pH	Temperature °C	Conductivity (mS/cm)	ORP (mV)	DO (mg/L)	Turbidity (NTU)	Volume Purged, V _p (mL) ⁽⁴⁾	No. of Well Screen Volumes Purged ⁽⁴⁾
0855	90	6.63		7.17	17.8	4.037	12.8	0.68	1.76	0.0	
0900		6.65		7.16	17.1	4.012	1.0	0.48	1.65	0.1	
0910		6.65		7.14	17.9	4.004	-8.4	0.35	2.24	0.2	
0915		6.65		7.14	17.8	4.011	-8.6	0.31	3.01	0.4	
0920		6.67		7.14	18.0	4.010	-8.9	0.32	3.85	0.5	

Notes:

- The pump intake will be placed at the well screen mid-point or at a minimum of 2 ft above any sediment accumulated at the well bottom.
- The well screen volume will be based on a 5-foot screen length. $V_s = \pi(D/2)^2(5 \times 12)(2.54)^3$
- The drawdown from the initial water level should not exceed 0.3 ft.
- Purging will continue until stabilization is achieved or until 20 well screen volumes have been purged (unless purge water remains visually turbid and appears to be clearing, or unless stabilization parameters are varying slightly outside of the stabilization criteria and appear to be stabilizing). No. of Well Screen Volumes Purged = V_p/V_s .

WELL PURGING FIELD INFORMATION FORM

JOB# 56546-20

SITE/PROJECT NAME: CMCH Lockport Annual BCP Site GW Sampling

WELL# MW-6-2

WELL PURGING INFORMATION

PURGE DATE (MM DD YY) 10/8/24/21

SAMPLE DATE (MM DD YY) 01/8/24/21

WATER VOL IN CASING (LITRES/GALLONS) 13.2

ACTUAL VOLUME PURGED (LITRES/GALLONS) 0.9

PURGING AND SAMPLING EQUIPMENT

PURGING EQUIPMENT.....DEDICATED Y N (CIRCLE ONE)

SAMPLING EQUIPMENT.....DEDICATED Y N (CIRCLE ONE)

PURGING DEVICE	<input checked="" type="checkbox"/> B	A - SUBMERSIBLE PUMP	D - GAS LIFT PUMP	G - BAILER	X-	PURGING OTHER (SPECIFY)
		B - PERISTALTIC PUMP	E - PURGE PUMP	H - WATERBAG	X-	
SAMPLING DEVICE	<input checked="" type="checkbox"/> B	C - BLADDER PUMP	F - DIPPER BOTTLE		X-	SAMPLING OTHER (SPECIFY)
PURGING DEVICE	<input checked="" type="checkbox"/> E	A - TEFLON	D - PVC		X-	PURGING OTHER (SPECIFY)
		B - STAINLESS STEEL	E - POLYETHYLENE		X-	
SAMPLING DEVICE	<input checked="" type="checkbox"/> E	C - POLYPROPYLENE			X-	SAMPLING OTHER (SPECIFY)
PURGING DEVICE	<input checked="" type="checkbox"/> E	A - TEFLON	D - POLYPROPYLENE	F - SILICONE	X-	PURGING OTHER (SPECIFY)
		B - TYGON	E - POLYETHYLENE	G - COMBINATION	X-	
SAMPLING DEVICE	<input checked="" type="checkbox"/> E	C - ROPE	X- _____ (SPECIFY)	TEFLON/POLYPROPYLENE	X-	SAMPLING OTHER (SPECIFY)

FILTERING DEVICES 0.45 A - IN-LINE DISPOSABLE B - PRESSURE C - VACUUM

FIELD MEASUREMENTS

WELL ELEVATION 1609.33 (m/ft) GROUNDWATER ELEVATION 1602.918 (m/ft)
 DEPTH TO WATER 6.315 (m/ft) WELL DEPTH 26.13 (m/ft)

pH	TURBIDITY	CONDUCTIVITY	ORP	DO	SAMPLE TEMPERATURE
(std)	(ntu)	(µm/cm) AT 25°C	(mV)	(mg/l)	(°C)
(std)	(ntu)	(µm/cm) AT 25°C	(mV)	(mg/l)	(°C)
(std)	(ntu)	(µm/cm) AT 25°C	(mV)	(mg/l)	(°C)
(std)	(ntu)	(µm/cm) AT 25°C	(mV)	(mg/l)	(°C)
(std)	(ntu)	(µm/cm) AT 25°C	(mV)	(mg/l)	(°C)

FIELD COMMENTS

SAMPLE APPEARANCE Good ODOR none COLOR clear TURBIDITY clear
 WEATHER CONDITIONS WIND SPEED 0.5 DIRECTION SW PRECIPITATION Y/N OUTLOOK N
 SPECIFIC COMMENTS _____

I CERTIFY THAT SAMPLING PROCEDURES WERE IN ACCORDANCE WITH APPLICABLE CSI PROTOCOLS
8-24-21 DATE Morgan Brown PRINT Morgan Brown SIGNATURE

FMG MODIFICATIONS MUST BE ACCOMPANIED BY A REVISION REQUEST FORM APPROVED BY THE PROJECT MANAGER

PID @ TOR = 0.0ppm

AID @ breathing space = 0.0ppm

MONITORING WELL RECORD FOR LOW-FLOW PURGING

Project Data:

Project Name: GMCH Lockport Annual BCP Site GW Sampling Date: 8-26-21
 Ref. No.: 56546.20 Task 4 Personnel: M. Brown

Monitoring Well Data:

Well No.: MW-6-F-8 Screen Length (ft): 8 - 15.4 = 7.4
 Measurement Point: TOR Depth to Pump Intake (ft)⁽¹⁾: 12
 Constructed Well Depth (ft): 15.4 Well Diameter, D (in): 2
 Measured Well Depth (ft): 14.33 Well Screen Volume, V_s (mL)⁽²⁾: 1.0
 Depth of Sediment (ft): _____ Initial Depth to Water (ft): 7.96

Time	Pumping Rate (mL/min)	Depth to Water (ft)	Drawdown from Initial Water Level ⁽³⁾ (ft)	pH	Temperature °C	Conductivity (mS/cm)	ORP (mV)	DO (mg/L)	Turbidity (NTU)	Volume Purged, V _p (mL)	No. of Well Screen Volumes Purged ⁽⁴⁾
1210	88	8.09		7.19	22.6	7.963	130.1	0.79	2.93	0.0	
1215		8.11		7.05	22.0	7.985	128.4	0.56	3.20	0.1	
1220		8.13		7.05	21.4	8.075	126.1	0.41	3.63	0.2	
1225		8.14		7.05	21.6	8.083	125.9	0.42	3.90	0.3	
1230		8.15		7.05	21.7	8.109	123.7	0.40	5.63	0.3	
1240		8.17		7.05	21.6	8.111	127.9	0.35	5.98	0.6	
1245		8.17		7.05	21.7	8.098	115.9	0.33	5.88	0.7	

Notes:

- (1) The pump intake will be placed at the well screen mid-point or at a minimum of 2 ft above any sediment accumulated at the well bottom.
- (2) The well screen volume will be based on a 5-foot screen length, $V_s = \pi \cdot (D/2)^2 \cdot (5'12") \cdot (2.54)^3$
- (3) The drawdown from the initial water level should not exceed 0.3 ft.
- (4) Purging will continue until stabilization is achieved or until 20 well screen volumes have been purged (unless purge water remains visually turbid and appears to be clearing, or unless stabilization parameters are varying slightly outside of the stabilization criteria and appear to be stabilizing). No. of Well Screen Volumes Purged = V_p / V_s .

WELL PURGING FIELD INFORMATION FORM
 SITE/PROJECT NAME: CMCH Lockport Annual 1 BCP Site GW Sampling
 JOB# 56546-20
 WELL# MW-6-F8

WELL PURGING INFORMATION
 PURGE DATE (MM DD YY) 08/26/11
 SAMPLE DATE (MM DD YY) 08/26/11
 WATER VOL IN CASING (LITRES/GALLONS) 110
 ACTUAL VOLUME PURGED (LITRES/GALLONS) 0.8

PURGING AND SAMPLING EQUIPMENT
 PURGING EQUIPMENT.....DEDICATED Y N (CIRCLE ONE)
 SAMPLING EQUIPMENT.....DEDICATED Y N (CIRCLE ONE)

PURGING DEVICE	<input checked="" type="checkbox"/> B	A - SUBMERSIBLE PUMP	D - GAS LIFT PUMP	C - BAILER	X-	PURGING OTHER (SPECIFY)
		B - PERISTALTIC PUMP	E - PURGE PUMP	H - WATERBARD	X-	
SAMPLING DEVICE	<input checked="" type="checkbox"/> B	C - BLADDER PUMP	F - DIPPER BOTTLE		X-	SAMPLING OTHER (SPECIFY)
PURGING DEVICE	<input checked="" type="checkbox"/> E	A - TEFLON	D - PVC		X-	PURGING OTHER (SPECIFY)
		B - STAINLESS STEEL	E - POLYETHYLENE		X-	
SAMPLING DEVICE	<input checked="" type="checkbox"/> E	C - POLYPROPYLENE			X-	SAMPLING OTHER (SPECIFY)
PURGING DEVICE	<input checked="" type="checkbox"/> E	A - TEFLON	D - POLYPROPYLENE	F - SILICONE	X-	PURGING OTHER (SPECIFY)
		B - TYGON	E - POLYETHYLENE	C - COMBINATION	X-	
SAMPLING DEVICE	<input checked="" type="checkbox"/> E	C - ROPE	X- _____ (SPECIFY)	TEFLON/POLYPROPYLENE	X-	SAMPLING OTHER (SPECIFY)

FILTERING DEVICES 0.45 A - IN-LINE DISPOSABLE B - PRESSURE C - VACUUM

FIELD MEASUREMENTS

WELL ELEVATION 1612.26 (m/ft) GROUNDWATER ELEVATION 1604.30 (m/ft)
 DEPTH TO WATER 179.6 (m/ft) WELL DEPTH 114.33 (m/ft)

pH	TURBIDITY	CONDUCTIVITY	ORP	DO	SAMPLE TEMPERATURE
(std)	(ntu)	(µm/cm AT 25°C)	(mV)	(mg/L)	(°C)
<u>7.2</u>	<u>0.1</u>	<u>150</u>	<u>150</u>	<u>1.0</u>	<u>15.0</u>
<u>7.2</u>	<u>0.1</u>	<u>150</u>	<u>150</u>	<u>1.0</u>	<u>15.0</u>
<u>7.2</u>	<u>0.1</u>	<u>150</u>	<u>150</u>	<u>1.0</u>	<u>15.0</u>
<u>7.2</u>	<u>0.1</u>	<u>150</u>	<u>150</u>	<u>1.0</u>	<u>15.0</u>
<u>7.2</u>	<u>0.1</u>	<u>150</u>	<u>150</u>	<u>1.0</u>	<u>15.0</u>

FIELD COMMENTS

SAMPLE APPEARANCE Good ODOR None COLOR clear TURBIDITY clear
 WEATHER CONDITIONS WIND SPEED 0-5 DIRECTION SW PRECIPITATION Y/N OUTLOOK Y
 SPECIFIC COMMENTS _____

I CERTIFY THAT SAMPLING PROCEDURES WERE IN ACCORDANCE WITH APPLICABLE GSI PROTOCOLS
8-26-21 DATE Morgan Brown PRINT Morgan Brown SIGNATURE

FMC MODIFICATIONS MUST BE ACCOMPANIED BY A REVISION REQUEST FORM APPROVED BY THE PROJECT MANAGER

PID @ TOR = 0.0 ppm

AID @ breathing space = 0.0 ppm

MONITORING WELL RECORD FOR LOW-FLOW PURGING

Project Data:

Project Name: GMCH Lockport Annual BCP Site GW Sampling Date: 8-30-21
 Ref. No.: 56546.20 Task 4 Personnel: M. Brown

Monitoring Well Data:

Well No.: MW-8-1 Screen Length (ft): 7
 Measurement Point: TOR Depth to Pump Intake (ft)⁽¹⁾: 17
 Constructed Well Depth (ft): 22.5 Well Diameter, D (in): 2
 Measured Well Depth (ft): 20.8 Well Screen Volume, V_s (mL)⁽²⁾: 2.6
 Depth of Sediment (ft): _____ Initial Depth to Water (ft): 5.14

Time	Pumping Rate (mL/min)	Depth to Water (ft)	Drawdown from Initial Water Level ⁽³⁾ (ft)	pH	Temperature °C	Conductivity (mS/cm)	ORP (mV)	DO (mg/L)	Turbidity (NTU)	Volume Purged, V _p (mL) ⁽⁴⁾	No. of Well Screen Volumes Purged ⁽⁴⁾
1023	88	5.50		7.33	18.4	5.611	-215.9	0.75	11.20	0.0	
1028		5.64		7.20	17.7	5.582	-243.0	0.43	8.17	0.1	
1033		5.75		7.15	17.5	5.564	-260.5	0.34	4.37	0.2	
1038		5.80		7.15	17.5	5.554	-273.6	0.30	2.65	0.3	
1043		5.87		7.15	17.4	5.545	-278.4	0.29	3.08	0.4	
1048		5.89		7.15	17.5	5.521	-288.2	0.27	4.45	0.5	
1053		5.89		7.14	18.3	5.505	-293.2	0.27	4.42	0.6	
1058		5.90		7.14	18.2	5.538	-296.2	0.28	4.30	0.7	

Notes:

- The pump intake will be placed at the well screen mid-point or at a minimum of 2 ft above any sediment accumulated at the well bottom.
- The well screen volume will be based on a 5-foot screen length, $V_s = \pi \cdot (D/2)^2 \cdot (5 \cdot 12) \cdot (2.54)^3$
- The drawdown from the initial water level should not exceed 0.3 ft.
- Purging will continue until stabilization is achieved or until 20 well screen volumes have been purged (unless purge water remains visually turbid and appears to be clearing, or unless stabilization parameters are varying slightly outside of the stabilization criteria and appear to be stabilizing). No. of Well Screen Volumes Purged = V_p / V_s .

WELL PURGING FIELD INFORMATION FORM

SITE/PROJECT NAME: SMCH Lockport Annual 1 BCP Site Gw Sampling

JOB# 56546-20
WELL# MW-8-11

WELL PURGING INFORMATION

PURGE DATE (MM DD YY) 08/30/21 SAMPLE DATE (MM DD YY) 08/30/21 WATER VOL. IN CASING (LITRE/GALLONS) 26 ACTUAL VOLUME PURGED (LITRE/GALLONS) 11

PURGING AND SAMPLING EQUIPMENT

PURGING EQUIPMENT.....DEDICATED Y N (CIRCLE ONE) SAMPLING EQUIPMENT.....DEDICATED Y N (CIRCLE ONE)

PURGING DEVICE	<input checked="" type="checkbox"/> B	A - SUBMERSIBLE PUMP	D - GAS LIFT PUMP	C - BAILER	X-	PURGING OTHER (SPECIFY)
		B - PERISTALTIC PUMP	E - PURGE PUMP	H - WATERRA®	X-	
SAMPLING DEVICE	<input checked="" type="checkbox"/> B	C - BLADDER PUMP	F - DIPPER BOTTLE		X-	SAMPLING OTHER (SPECIFY)
PURGING DEVICE	<input checked="" type="checkbox"/> E	A - TFLON	D - PVC		X-	PURGING OTHER (SPECIFY)
		B - STAINLESS STEEL	E - POLYETHYLENE		X-	
SAMPLING DEVICE	<input checked="" type="checkbox"/> E	C - POLYPROPYLENE			X-	SAMPLING OTHER (SPECIFY)
PURGING DEVICE	<input checked="" type="checkbox"/> E	A - TEFLON	D - POLYPROPYLENE	F - SILICONE	X-	PURGING OTHER (SPECIFY)
		B - TYGON	E - POLYETHYLENE	G - COMBINATION	X-	
SAMPLING DEVICE	<input checked="" type="checkbox"/> E	C - ROPE	X- _____ (SPECIFY)	TEFLON/POLYPROPYLENE	X-	SAMPLING OTHER (SPECIFY)

FILTERING DEVICES 0.45 A - IN-LINE DISPOSABLE B - PRESSURE C - VACUUM

FIELD MEASUREMENTS

WELL ELEVATION	<u>1615.11</u> (m/ft)	GROUNDWATER ELEVATION	<u>1609.97</u> (m/ft)
DEPTH TO WATER	<u>15.14</u> (m/ft)	WELL DEPTH	<u>20.80</u> (m/ft)

pH	TURBIDITY	CONDUCTIVITY	ORP	DO	SAMPLE TEMPERATURE
(std)	(ntu)	(µm/cm) AT 25°C	(mV)	(mg/L)	(°C)
(std)	(ntu)	(µm/cm) AT 25°C	(mV)	(mg/L)	(°C)
(std)	(ntu)	(µm/cm) AT 25°C	(mV)	(mg/L)	(°C)
(std)	(ntu)	(µm/cm) AT 25°C	(mV)	(mg/L)	(°C)
(std)	(ntu)	(µm/cm) AT 25°C	(mV)	(mg/L)	(°C)

FIELD COMMENTS

SAMPLE APPEARANCE Good ODOUR Sulfur/Solvent COLOR clear TURBIDITY clear
WEATHER CONDITIONS WIND SPEED 6-10 DIRECTION SW PRECIPITATION Y/N OUTLOOK Y
SPECIFIC COMMENTS _____

I CERTIFY THAT SAMPLING PROCEDURES WERE IN ACCORDANCE WITH APPLICABLE CMJ PROTOCOLS
DATE 8-30-21 PRINT Morgan Brown SIGNATURE Morgan Brown

CMJ MODIFICATIONS MUST BE ACCOMPANIED BY A REVISION REQUEST FORM APPROVED BY THE PROJECT MANAGER

PID @ TOR = 0.1 ppm

AID @ breathing space = 0.0 ppm

MONITORING WELL RECORD FOR LOW-FLOW PURGING

Project Data:

Project Name: GMCH Lockport Annual BCP Site GW Sampling Date: 8-30-21
 Ref. No.: 56546.20 Task 4 Personnel: M. Brown

Monitoring Well Data:

Well No.: MW-8-2 Screen Length (ft): 16-23
 Measurement Point: TOR Depth to Pump Intake (ft)⁽¹⁾: 19
 Constructed Well Depth (ft): 23.0 Well Diameter, D (in): 2
 Measured Well Depth (ft): 22.69 Well Screen Volume, V_s (mL)⁽²⁾: 2.5
 Depth of Sediment (ft): _____ Initial Depth to Water (ft): 7.34

Time	Pumping Rate (mL/min)	Depth to Water (ft)	Drawdown from Initial Water Level ⁽³⁾ (ft)	pH	Temperature °C	Conductivity (µS/cm)	ORP (mV)	DO (mg/L)	Turbidity (NTU)	Volume Purged, V _p (mL) ⁽⁴⁾	No. of Well Screen Volumes Purged ⁽⁴⁾
1205	85	7.94		7.61	20.7	2.156	-138.1	0.92	2.42	0.2	
1210		8.17		7.51	20.8	2.135	-152.4	0.57	2.30	0.1	
1215		8.45		7.49	20.4	2.128	-152.0	0.42	2.34	0.2	
1220		8.51		7.47	20.6	2.125	-159.1	0.39	2.47	0.3	
1225		8.58		7.42	20.6	2.159	-162.3	0.36	2.93	0.3	
1230		8.61		7.41	20.6	2.171	-167.1	0.35	3.92	0.4	
1235		8.62		7.39	20.6	2.183	-170.2	0.33	4.42	0.5	
1240		8.63		7.38	20.6	2.196	-176.4	0.33	4.46	0.6	

Notes:

- (1) The pump intake will be placed at the well screen mid-point or at a minimum of 2 ft above any sediment accumulated at the well bottom.
- (2) The well screen volume will be based on a 5-foot screen length, $V_s = \pi \cdot (D/2)^2 \cdot (5 \cdot 12) \cdot (2.54)^3$
- (3) The drawdown from the initial water level should not exceed 0.3 ft.
- (4) Purging will continue until stabilization is achieved or until 20 well screen volumes have been purged (unless purge water remains visually turbid and appears to be clearing, or unless stabilization parameters are varying slightly outside of the stabilization criteria and appear to be stabilizing), No. of Well Screen Volumes Purged = V_p/V_s.

WELL PURGING FIELD INFORMATION FORM

SITE/PROJECT NAME: SMCH Lockport Annual BCP Site GW Sampling

JOB# 56546-20

WELL# MW-8-2

WELL PURGING INFORMATION

10830211

PURGE DATE
(MM DD YY)

10830211

SAMPLE DATE
(MM DD YY)

11215

WATER VOL IN CASING
(LITRES/GALLONS)

1109

ACTUAL VOLUME PURGED
(LITRES/GALLONS)

PURGING AND SAMPLING EQUIPMENT

PURGING EQUIPMENT.....DEDICATED Y N
(CIRCLE ONE)

SAMPLING EQUIPMENT.....DEDICATED Y N
(CIRCLE ONE)

PURGING DEVICE B A - SUBMERSIBLE PUMP D - GAS LIFT PUMP C - BAILER X- _____
B - PERISTALTIC PUMP E - PURGE PUMP H - WATERRA® PURGING OTHER (SPECIFY)

SAMPLING DEVICE B C - BLADDER PUMP F - DIPPER BOTTLE X- _____
SAMPLING OTHER (SPECIFY)

PURGING DEVICE E A - TEFLON D - PVC X- _____
B - STAINLESS STEEL E - POLYETHYLENE PURGING OTHER (SPECIFY)

SAMPLING DEVICE E C - POLYPROPYLENE X- _____
SAMPLING OTHER (SPECIFY)

PURGING DEVICE E A - TEFLON D - POLYPROPYLENE F - SILICONE X- _____
B - TYGON E - POLYETHYLENE G - COMBINATION PURGING OTHER (SPECIFY)

SAMPLING DEVICE E C - ROPE X- _____
(SPECIFY) SAMPLING OTHER (SPECIFY)

FILTERING DEVICES 0.45 A - IN-LINE DISPOSABLE B - PRESSURE C - VACUUM

FIELD MEASUREMENTS

WELL ELEVATION 161.514 (m/ft) GROUNDWATER ELEVATION 160.708 (m/ft)
DEPTH TO WATER 7.314 (m/ft) WELL DEPTH 22.69 (m/ft)

pH	TURBIDITY	CONDUCTIVITY	ORP	DO	SAMPLE TEMPERATURE
(std)	(ntu)	(µm/cm) AT 25°C	(mv)	(mg/l)	(°C)
(std)	(ntu)	(µm/cm) AT 25°C	(mv)	(mg/l)	(°C)
(std)	(ntu)	(µm/cm) AT 25°C	(mv)	(mg/l)	(°C)
(std)	(ntu)	(µm/cm) AT 25°C	(mv)	(mg/l)	(°C)
(std)	(ntu)	(µm/cm) AT 25°C	(mv)	(mg/l)	(°C)

FIELD COMMENTS

SAMPLE APPEARANCE Good ODOUR Solvent/sulfur COLOR Clear TURBIDITY cloudy
WEATHER CONDITIONS WIND SPEED 5-10 DIRECTION SW PRECIPITATION 1/4 N OUTLOOK Y
SPECIFIC COMMENTS _____

I CERTIFY THAT SAMPLING PROCEDURES WERE IN ACCORDANCE WITH APPLICABLE CM PROTOCOLS
DATE 8-30-21 PRINT Morgan Brown SIGNATURE Morgan Brown

FMG MODIFICATIONS MUST BE ACCOMPANIED BY A REVISION REQUEST FORM APPROVED BY THE PROJECT MANAGER

PID @ TOR = 0.0 ppm

AID @ breathing space = 0.0 ppm

MONITORING WELL RECORD FOR LOW-FLOW PURGING

Project Data:

Project Name: EMCH Lockport Annual BCP Site GW Sampling Date: 8-30-21
 Ref. No.: 56546.20 Task 4 Personnel: M. Brown

Monitoring Well Data:

Well No.: MW-8-3 Screen Length (ft): 7
 Measurement Point: TOR Depth to Pump Intake (ft)⁽¹⁾: 19
 Constructed Well Depth (ft): 22.4 Well Diameter, D (in): 2
 Measured Well Depth (ft): 22.05 Well Screen Volume, V_s (mL)⁽²⁾: 2.3
 Depth of Sediment (ft): _____ Initial Depth to Water (ft): 8.22

Time	Pumping Rate (mL/min)	Depth to Water (ft)	Drawdown from Initial Water Level ⁽³⁾ (ft)	pH	Temperature °C	Conductivity (µS/cm)	ORP (mV)	DO (mg/L)	Turbidity (NTU)	Volume Purged, V _p (mL)	No. of Well Screen Volumes Purged ⁽⁴⁾
0805		9.09		7.24	21.5	7.142	11.3	0.63	8.34	6.1	
0810		9.85		7.23	21.4	6.769	19.4	0.48	20.81	0.2	
0815		10.67		7.26	21.3	6.650	35.8	0.40	25.01	0.3	
0825		11.99		7.26	21.3	6.568	-10.8	0.37	17.39	0.5	
0830		12.79		7.26	21.3	6.542	-47.1	0.33	16.23	0.7	
0835		13.44		7.26	21.4	6.541	-57.1	0.35	11.13	0.8	
0845		14.31		7.27	21.4	6.473	-63.3	0.37	10.54	1.0	
0855		15.47		7.27	21.4	6.461	-71.6	0.51	16.81	1.3	
0900		15.90		7.28	21.3	6.450	-71.9	0.75	9.50	1.4	
0915		17.18		7.17	21.1	6.420	-84.0	0.41	28.82	2.0	
0920	dry	17.89		7.18	21.3	6.657	-82.6	1.72	7.77	2.2	
1435		8.44		7.07	22.3	6.375	172.2	2.26	2.78	0.1	

Notes:

- (1) The pump intake will be placed at the well screen mid-point or at a minimum of 2 ft above any sediment accumulated at the well bottom.
- (2) The well screen volume will be based on a 5-foot screen length. $V_s = \pi \cdot (D/2)^2 \cdot (5 \cdot 12) \cdot (2.54)^3$
- (3) The drawdown from the initial water level should not exceed 0.3 ft.
- (4) Purging will continue until stabilization is achieved or until 20 well screen volumes have been purged (unless purge water remains visually turbid and appears to be clearing, or unless stabilization parameters are varying slightly outside of the stabilization criteria and appear to be stabilizing), No. of Well Screen Volumes Purged = V_p / V_s .

WELL PURGING FIELD INFORMATION FORM
 SITE/PROJECT NAME: CMCH Lockport Annual 1 BCP Site Env Sampling JOB# 56546-20
 WELL# MW-8-3

WELL PURGING INFORMATION
 PURGE DATE (MM DD YY): 10/31/21 SAMPLE DATE (MM DD YY): 08/31/21 WATER VOL IN CASING (LITRES/GALLONS): 1123 ACTUAL VOLUME PURGED (LITRES/GALLONS): 22
 PURGING EQUIPMENT DEDICATED Y N (CIRCLE ONE) SAMPLING EQUIPMENT DEDICATED Y N (CIRCLE ONE)

PURGING DEVICE B A - SUBMERSIBLE PUMP D - GAS LIFT PUMP G - BAILER X-
 B - PERISTALTIC PUMP E - PURGE PUMP H - WATERRA® PURGING OTHER (SPECIFY)
 SAMPLING DEVICE B C - BLADDER PUMP F - DIPPER BOTTLE X-
 SAMPLING OTHER (SPECIFY)
 PURGING DEVICE E A - TEFLON D - PVC X-
 B - STAINLESS STEEL E - POLYETHYLENE PURGING OTHER (SPECIFY)
 SAMPLING DEVICE E C - POLYPROPYLENE X-
 SAMPLING OTHER (SPECIFY)
 PURGING DEVICE E A - TEFLON D - POLYPROPYLENE F - SILICONE X-
 B - TYGON E - POLYETHYLENE G - COMBINATION PURGING OTHER (SPECIFY)
 SAMPLING DEVICE E C - ROPE X-
 (SPECIFY) TEFLON/POLYPROPYLENE X-
 SAMPLING OTHER (SPECIFY)

FILTERING DEVICES 0.45 A - IN-LINE DISPOSABLE B - PRESSURE C - VACUUM

FIELD MEASUREMENTS
 WELL ELEVATION 1615.06 (m/ft) GROUNDWATER ELEVATION 1606.84 (m/ft)
 DEPTH TO WATER 1822 (m/ft) WELL DEPTH 22.95 (m/ft)
 pH (std) TURBIDITY (ntu) CONDUCTIVITY (µm/cm) AT 25°C ORP (mV) DO (mg/L) SAMPLE TEMPERATURE (°C)
 (std) (ntu) (µm/cm) AT 25°C (mV) (mg/L) (°C)
 (std) (ntu) (µm/cm) AT 25°C (mV) (mg/L) (°C)
 (std) (ntu) (µm/cm) AT 25°C (mV) (mg/L) (°C)
 (std) (ntu) (µm/cm) AT 25°C (mV) (mg/L) (°C)

FIELD COMMENTS
 SAMPLE APPEARANCE Good ODOUR None COLOR clear TURBIDITY clear
 WEATHER CONDITIONS WIND SPEED 5-10 DIRECTION SW PRECIPITATION Y/N OUTLOOK Y
 SPECIFIC COMMENTS Drained well dry 8-30-21 allowed 24 hours to regain well volume Sampled well 8-31-21

I CERTIFY THAT SAMPLING PROCEDURES WERE IN ACCORDANCE WITH APPLICABLE CM1 PROTOCOLS
8-30-21 Morgan Brown [Signature]
 DATE PRINT SIGNATURE

EMG MODIFICATIONS MUST BE ACCOMPANIED BY A REVISION REQUEST FORM APPROVED BY THE PROJECT MANAGER

PID @ TOR = 0.0ppm

AID @ breathing space = 0.0ppm

Dupe

MONITORING WELL RECORD FOR LOW-FLOW PURGING

Project Data:

Project Name: GMCH Lockport Annual BCP Site GW Sampling Date: 8-25-21
 Ref. No.: 56546.20 Task 4 Personnel: M. Brown

Monitoring Well Data:

Well No.: MW-8-4 Screen Length (ft): 14.8 - 21.8 = 7
 Measurement Point: TOR Depth to Pump Intake (ft)⁽¹⁾: 18
 Constructed Well Depth (ft): 21.8 Well Diameter, D (in): 2
 Measured Well Depth (ft): 21.42 Well Screen Volume, V_s (mL)⁽²⁾: 2.0
 Depth of Sediment (ft): _____ Initial Depth to Water (ft): 8.94

Time	Pumping Rate (mL/min)	Depth to Water (ft)	Drawdown from Initial Water Level ⁽³⁾ (ft)	pH	Temperature °C	Conductivity (mS/cm)	ORP (mV)	DO (mg/L)	Turbidity (NTU)	Volume Purged, V _p (G)	No. of Well Screen Volumes Purged ⁽⁴⁾
1038		9.69		7.70	22.3	9.146	-32.0	0.89	2.32	0.0	
1043		10.26		7.42	21.8	9.066	-21.3	0.52	2.86	0.1	
1053		10.83		7.39	22.5	9.129	-14.5	0.42	3.20	0.3	
1058		11.13		7.39	22.6	9.160	-14.6	0.40	3.03	0.4	
1103		11.34		7.40	22.6	9.212	-16.1	0.36	4.28	0.6	
1108		11.44		7.40	22.3	9.254	-17.9	0.33	4.26	0.7	
1113		11.57		7.40	22.3	9.250	-18.1	0.32	4.20	0.7	

Notes:

- The pump intake will be placed at the well screen mid-point or at a minimum of 2 ft above any sediment accumulated at the well bottom.
- The well screen volume will be based on a 5-foot screen length, $V_s = \pi \cdot (D/2)^2 \cdot (5 \cdot 12) \cdot (2.54)^3$
- The drawdown from the initial water level should not exceed 0.3 ft.
- Purging will continue until stabilization is achieved or until 20 well screen volumes have been purged (unless purge water remains visually turbid and appears to be clearing, or unless stabilization parameters are varying slightly outside of the stabilization criteria and appear to be stabilizing). No. of Well Screen Volumes Purged = V_p / V_s .

WELL PURGING FIELD INFORMATION FORM
 SITE/PROJECT NAME: CMCH Lockport Annual 1 BCP Site GW Sampling JOB# 56546-20
 WELL# MW-8-4

WELL PURGING INFORMATION
 PURGE DATE (MM DD YY) 082521 SAMPLE DATE (MM DD YY) 082521 WATER VOL IN CASING (LITERS/GALLONS) 170 ACTUAL VOLUME PURGED (LITERS/GALLONS) 116
 PURGING EQUIPMENT.....DEDICATED Y N (CIRCLE ONE) SAMPLING EQUIPMENT.....DEDICATED Y N (CIRCLE ONE)

PURGING DEVICE B A - SUBMERSIBLE PUMP D - GAS LIFT PUMP G - BAILER X- _____
 B - PERISTALTIC PUMP E - PURGE PUMP H - WATERRAM PURGING OTHER (SPECIFY) _____
 SAMPLING DEVICE B C - BLADDER PUMP F - DIPPER BOTTLE X- _____
 SAMPLING OTHER (SPECIFY) _____
 PURGING DEVICE E A - TEFLON D - PVC X- _____
 B - STAINLESS STEEL E - POLYETHYLENE PURGING OTHER (SPECIFY) _____
 SAMPLING DEVICE E C - POLYPROPYLENE X- _____
 SAMPLING OTHER (SPECIFY) _____
 PURGING DEVICE E A - TEFLON D - POLYPROPYLENE F - SILICONE X- _____
 B - TYGON E - POLYETHYLENE G - COMBINATION PURGING OTHER (SPECIFY) _____
 SAMPLING DEVICE E C - ROPE X- _____
 TEFLON/POLYPROPYLENE SAMPLING OTHER (SPECIFY) _____
 (SPECIFY) _____
 FILTERING DEVICES 0.15 A - IN-LINE DISPOSABLE B - PRESSURE C - VACUUM

FIELD MEASUREMENTS
 WELL ELEVATION 1613.01 (m/ft) GROUNDWATER ELEVATION 604.07 (m/ft)
 DEPTH TO WATER _____ (m/ft) WELL DEPTH 214.2 (m/ft)
 pH _____ (std) TURBIDITY _____ (ntu) CONDUCTIVITY _____ (µm/cm) AT 25°C ORP _____ (mV)
 _____ (std) _____ (ntu) _____ (µm/cm) AT 25°C DO _____ (mg/l) SAMPLE TEMPERATURE _____ (°C)
 _____ (std) _____ (ntu) _____ (µm/cm) AT 25°C _____ (mV) _____ (mg/l) _____ (°C)
 _____ (std) _____ (ntu) _____ (µm/cm) AT 25°C _____ (mV) _____ (mg/l) _____ (°C)
 _____ (std) _____ (ntu) _____ (µm/cm) AT 25°C _____ (mV) _____ (mg/l) _____ (°C)

FIELD COMMENTS
 SAMPLE APPEARANCE Good ODOR None COLOR clear TURBIDITY clear
 WEATHER CONDITIONS WIND SPEED 0-5 DIRECTION SW PRECIPITATION N 1/4 N OUTLOOK _____
 SPECIFIC COMMENTS Dupe Sample 082521

I CERTIFY THAT SAMPLING PROCEDURES WERE IN ACCORDANCE WITH APPLICABLE CM PROTOCOLS
8-25-21 Morgan Brown Miss Be
 DATE PRINT SIGNATURE

EMG MODIFICATIONS MUST BE ACCOMPANIED BY A REVISION REQUEST FORM APPROVED BY THE PROJECT MANAGER

PID @ TOR = 0.0 ppm

AID @ breathing space = 0.0 ppm

MS/MSD

MONITORING WELL RECORD FOR LOW-FLOW PURGING

Project Data:

Project Name: GMCH Lockport Annual BCP Site GW Sampling Date: 8-26-21
 Ref. No.: 56546.20 Task 4 Personnel: M. Brown

Monitoring Well Data:

Well No.: MW-8-003-B Screen Length (ft): _____
 Measurement Point: TOR Depth to Pump Intake (ft)⁽¹⁾: 12
 Constructed Well Depth (ft): 15 Well Diameter, D (in): 2
 Measured Well Depth (ft): 14.38 Well Screen Volume, V_s (mL)⁽²⁾: 1.5
 Depth of Sediment (ft): _____ Initial Depth to Water (ft): 4.81

Time	Pumping Rate (mL/min)	Depth to Water (ft)	Drawdown from Initial Water Level ⁽³⁾ (ft)	pH	Temperature °C	Conductivity (mS/cm)	ORP (mV)	DO (mg/L)	Turbidity (NTU)	Volume Purged, V _p (mL) ⁽⁴⁾	No. of Well Screen Volumes Purged ⁽⁴⁾
0945	95	5.09		7.72	22.2	12.464	96.2	0.62	6.21	0.0	
1000		5.10		7.64	22.8	12.333	94.6	0.39	3.08	0.2	
1005		5.10		7.63	22.8	12.297	71.0	0.37	2.57	0.3	
1015		5.10		7.66	22.3	12.183	62.0	0.29	2.37	0.7	
1020		5.11		7.70	22.7	11.925	57.0	0.33	2.30	1.0	
1025		5.11		7.70	22.8	11.873	55.7	0.33	2.27	1.1	

Notes:

- (1) The pump intake will be placed at the well screen mid-point or at a minimum of 2 ft above any sediment accumulated at the well bottom.
- (2) The well screen volume will be based on a 5-foot screen length. $V_s = \pi \cdot (D/2)^2 \cdot (5 \cdot 12) \cdot (2.54)^3$
- (3) The drawdown from the initial water level should not exceed 0.3 ft.
- (4) Purging will continue until stabilization is achieved or until 20 well screen volumes have been purged (unless purge water remains visually turbid and appears to be clearing, or unless stabilization parameters are varying slightly outside of the stabilization criteria and appear to be stabilizing). No. of Well Screen Volumes Purged = V_p / V_s .

WELL PURGING FIELD INFORMATION FORM
 JOB# 56546-20
 SITE/PROJECT NAME: CMCH Lockport Annual BCP Site Gw Sampling WELL# MW-8-003 B

WELL PURGING INFORMATION
 PURGE DATE (MM DD YY) 10/8/2011 SAMPLE DATE (MM DD YY) 10/8/2011 WATER VOL. IN CASING (LITRES/GALLONS) 11.5 ACTUAL VOLUME PURGED (LITRES/GALLONS) 1.3
 PURGING EQUIPMENT.....DEDICATED Y N (CIRCLE ONE) SAMPLING EQUIPMENT.....DEDICATED Y N (CIRCLE ONE)

PURGING AND SAMPLING EQUIPMENT

PURGING DEVICE	<input checked="" type="checkbox"/> B	A - SUBMERSIBLE PUMP	D - GAS LIFT PUMP	C - BAILER	X-	PURGING OTHER (SPECIFY)
		B - PERISTALTIC PUMP	E - PURGE PUMP	H - WATERRA®		
SAMPLING DEVICE	<input checked="" type="checkbox"/> B	C - BLADDER PUMP	F - DIPPER BOTTLE		X-	SAMPLING OTHER (SPECIFY)
PURGING DEVICE	<input checked="" type="checkbox"/> E	A - TEFLON	D - PVC		X-	PURGING OTHER (SPECIFY)
		B - STAINLESS STEEL	E - POLYETHYLENE			
SAMPLING DEVICE	<input checked="" type="checkbox"/> E	C - POLYPROPYLENE			X-	SAMPLING OTHER (SPECIFY)
PURGING DEVICE	<input checked="" type="checkbox"/> E	A - TEFLON	D - POLYPROPYLENE	F - SILICONE	X-	PURGING OTHER (SPECIFY)
		B - TYGON	E - POLYETHYLENE	C - COMBINATION		
SAMPLING DEVICE	<input checked="" type="checkbox"/> E	C - ROPE	X- _____ (SPECIFY)	TEFLON/POLYPROPYLENE	X-	SAMPLING OTHER (SPECIFY)

FILTERING DEVICES 0.45 A - IN-LINE DISPOSABLE B - PRESSURE C - VACUUM

FIELD MEASUREMENTS

WELL ELEVATION 1610.94 (m/ft) GROUNDWATER ELEVATION 1605.13 (m/ft)
 DEPTH TO WATER 15.81 (m/ft) WELL DEPTH 114.38 (m/ft)

pH	TURBIDITY	CONDUCTIVITY	ORP	DO	SAMPLE TEMPERATURE
(std)	(ntu)	(µm/cm) AT 25°C	(mV)	(mg/L)	(°C)
(std)	(ntu)	(µm/cm) AT 25°C	(mV)	(mg/L)	(°C)
(std)	(ntu)	(µm/cm) AT 25°C	(mV)	(mg/L)	(°C)
(std)	(ntu)	(µm/cm) AT 25°C	(mV)	(mg/L)	(°C)
(std)	(ntu)	(µm/cm) AT 25°C	(mV)	(mg/L)	(°C)

FIELD COMMENTS

SAMPLE APPEARANCE Good ODOOR None COLOR clear TURBIDITY clear
 WEATHER CONDITIONS WIND SPEED 0-5 DIRECTION SW PRECIPITATION Y/N OUTLOOK Y
 SPECIFIC COMMENTS MS / MSD samples @ 82621

I CERTIFY THAT SAMPLING PROCEDURES WERE IN ACCORDANCE WITH APPLICABLE CM PROTOCOLS
8-26-21 Morgan Brown
 DATE PRINT SIGNATURE

FMG MODIFICATIONS MUST BE ACCOMPANIED BY A REVISION REQUEST FORM APPROVED BY THE PROJECT MANAGER

SAMPLE COLLECTION DATA SHEET - GROUNDWATER SAMPLING PROGRAM

PROJECT NAME GMCH Lockport Annual BCP Site GW Sampling PROJECT NO. 56546.20 T4
 SAMPLING CREW MEMBERS Morgan Brown SUPERVISOR Richard
 DATE OF SAMPLE COLLECTION 8-27-21 - 9-1-21

[Note: For 2" dia. well, 1 ft. = 0.14 gal (imp) or 0.16 gal (us)]

Sample I.D. Number	Well No.	Measuring Point Elev. (ft. AMSL)	Bottom Depth (ft. btoc)	Water Depth (ft. btoc)	Water Elevation (ft. AMSL)	Well Volume (gallons)	Bailer Volume No. Bails	Volume Purged (gallons)	Field pH	Field Temp.	Field Cond.	Time	Sample Description & Analysis
MW-9-12-083121	MW-9-12	614.92	15.52	7.26	607.66	1.4	/	1.3	7.31	16.4	3.765	0959	VOC MNA PAH
MW-9-101-A-083121	MW-9-101-A	613.53	12.23	4.92	608.61	1.2	/	1.2	7.17	20.7	11.671	1240	VOC MNA PAH
BLDG-10-MW-1-090121	BLDG-10-MW-1	615.05	15.56	5.93	609.12	1.6	/	0.8	7.14	21.2	2.674	1310	VOC MNA
MW-10-2-090121	MW-10-2	611.26	16.09	3.46	607.80	2.1	/	1.3	7.57	20.2	7.381	1050	VOC MNA
MW-10-3-082721	MW-10-3	610.40	15.41	3.12	607.28	2.0	/	1.4	7.67	20.3	1.341	1230	VOC MNA
TK-6-083021	TK-6	621.69	13.25	10.90	610.79	1.5	/	1.1	7.54	22.2	3.905	1440	VOC MNA
							/						
							/						

Additional Comments: "Dupe-090121" Taken at MW-10-2
MS/MSD #2 taken at MW-9-101-A
 Copies to: _____

FMG MODIFICATIONS MUST BE ACCOMPANIED BY A REVISION REQUEST FORM APPROVED BY THE PROJECT MANAGER

PID@TOR = 0.0 ppm

PID@ breathing space = 0.0 ppm

MONITORING WELL RECORD FOR LOW-FLOW PURGING

Project Data:

Project Name: GMCH Lockport BCP Site Annual GW Sampling Date: 8-31-20
 Ref. No.: 56546.20 T.4 Personnel: M. Brown

Monitoring Well Data:

Well No.: MW-9-12 Screen Length (ft): _____
 Measurement Point: TOR Depth to Pump Intake (ft)⁽¹⁾: ~11
 Constructed Well Depth (ft): 15.43 Well Diameter, D (in): _____
 Measured Well Depth (ft): 15.52 Well Screen Volume, V_s (mL)⁽²⁾: 1.4
 Depth of Sediment (ft): _____ Initial Depth to Water (ft): 7.26

Time	Pumping Rate (mL/min)	Depth to Water (ft)	Drawdown from Initial Water Level ⁽³⁾ (ft)	pH	Temperature °C	Conductivity (mS/cm)	ORP (mV)	DO (mg/L)	Turbidity (NTU)	Volume Purged, V _p (mL) ⁽⁴⁾	No. of Well Screen Volumes Purged ⁽⁴⁾
0847	88	7.33		7.55	17.6	3.958	149.6	0.82	2.42	0.0	
0852		7.33		7.45	16.9	3.889	149.0	0.83	2.45	0.1	
0857		7.33		7.41	16.8	3.872	147.7	0.49	2.90	0.1	
0902		7.33		7.39	16.9	3.859	130.2	0.45	4.26	0.2	
0907		7.33		7.40	16.9	3.856	110.2	0.42	6.36	0.3	
0917		7.34		7.37	16.5	3.839	64.2	0.38	9.06	0.3	
0922		7.34		7.36	16.7	3.827	43.0	0.69	9.39	0.4	
0927		7.34		7.36	16.5	3.835	27.6	0.48	7.06	0.5	
0932		7.34		7.34	16.7	3.817	7.1	0.35	5.10	0.6	
0944		7.36		7.33	16.4	3.792	-19.4	0.31	4.94	0.8	
0949		7.36		7.33	16.4	3.789	-25.7	0.31	6.19	0.9	
0954		7.36		7.31	16.4	3.770	-30.0	0.30	8.06	1.0	
0959		7.36		7.31	16.4	3.763	-30.8	0.29	8.05	1.1	

Notes:

- The pump intake will be placed at the well screen mid-point or at a minimum of 2 ft above any sediment accumulated at the well bottom.
- The well screen volume will be based on a 5-foot screen length. $V_s = \pi(D/2)^2(5 \cdot 12)(2.54)^3$
- The drawdown from the initial water level should not exceed 0.3 ft.
- Purging will continue until stabilization is achieved or until 20 well screen volumes have been purged (unless purge water remains visually turbid and appears to be clearing, or unless stabilization parameters are varying slightly outside of the stabilization criteria and appear to be stabilizing). No. of Well Screen Volumes Purged = V_p/V_s .

WELL PURGING FIELD INFORMATION FORM
 SITE/PROJECT NAME: 6MCH Lock Post Annual BCP Site GW Sampling
 JOB# 56546-20
 WELL# MW-9-12

WELL PURGING INFORMATION
 PURGE DATE (MM DD YY) 10/8/21
 SAMPLE DATE (MM DD YY) 10/8/21
 WATER VOL IN CASING (LITRES/GALLONS) 114
 ACTUAL VOLUME PURGED (LITRES/GALLONS) 113
 PURGING AND SAMPLING EQUIPMENT
 PURGING EQUIPMENT ...DEDICATED Y N (CIRCLE ONE)
 SAMPLING EQUIPMENT ...DEDICATED Y N (CIRCLE ONE)

PURGING DEVICE B A - SUBMERSIBLE PUMP D - GAS LIFT PUMP G - BAILER X- _____
 B - PERISTALTIC PUMP E - PURGE PUMP H - WATERRA® _____
 SAMPLING DEVICE B C - BLADDER PUMP F - DIPPER BOTTLE X- _____
 PURGING DEVICE E A - TEFLON D - PVC X- _____
 B - STAINLESS STEEL E - POLYETHYLENE _____
 SAMPLING DEVICE E C - POLYPROPYLENE X- _____
 PURGING DEVICE E A - TEFLON D - POLYPROPYLENE F - SILICONE X- _____
 B - TYGON E - POLYETHYLENE G - COMBINATION _____
 SAMPLING DEVICE E C - ROPE X- _____
 (SPECIFY) _____
 FILTERING DEVICES 0.45 A - IN-LINE DISPOSABLE B - PRESSURE C - VACUUM

FIELD MEASUREMENTS
 WELL ELEVATION 16114.912 (m/ft) GROUNDWATER ELEVATION 1607.616 (m/ft)
 DEPTH TO WATER 17216 (m/ft) WELL DEPTH 11552 (m/ft)
 pH _____ (std) TURBIDITY _____ (ntu) CONDUCTIVITY _____ (µm/cm) AT 25°C ORP _____ (mV) DO _____ (mg/L) SAMPLE TEMPERATURE _____ (°C)
 _____ (std) _____ (ntu) _____ (µm/cm) AT 25°C _____ (mV) _____ (mg/L) _____ (°C)
 _____ (std) _____ (ntu) _____ (µm/cm) AT 25°C _____ (mV) _____ (mg/L) _____ (°C)
 _____ (std) _____ (ntu) _____ (µm/cm) AT 25°C _____ (mV) _____ (mg/L) _____ (°C)
 _____ (std) _____ (ntu) _____ (µm/cm) AT 25°C _____ (mV) _____ (mg/L) _____ (°C)

FIELD COMMENTS
 SAMPLE APPEARANCE Good ODOR none COLOR clear TURBIDITY cloudy
 WEATHER CONDITIONS WIND SPEED 0-5 DIRECTION NW PRECIPITATION Y/N N OUTLOOK _____
 SPECIFIC COMMENTS _____

I CERTIFY THAT SAMPLING PROCEDURES WERE IN ACCORDANCE WITH APPLICABLE CM PROTOCOLS
8-31-21 DATE Morgan Brown PRINT [Signature] SIGNATURE

FMG MODIFICATIONS MUST BE ACCOMPANIED BY A REVISION REQUEST FORM APPROVED BY THE PROJECT MANAGER

PID@TOR = 0.0 ppm

PID@ breathing space = 0.0 ppm

MS/MSD

MONITORING WELL RECORD FOR LOW-FLOW PURGING

Project Data:

Project Name: GMCH Lockport BCP Site Annual GW Sampling Date: 8-31-21
 Ref. No.: 56546.20 T.4 Personnel: M. Brown

Monitoring Well Data:

Well No.: MW-9-101-A Screen Length (ft): 5
 Measurement Point: TOR Depth to Pump Intake (ft)⁽¹⁾: ~8
 Constructed Well Depth (ft): 12.54 Well Diameter, D (in): 2
 Measured Well Depth (ft): 12.23 Well Screen Volume, V_s (mL)⁽²⁾: 1.2
 Depth of Sediment (ft): _____ Initial Depth to Water (ft): 4.92

Time	Pumping Rate (mL/min)	Depth to Water (ft)	Drawdown from Initial Water Level ⁽³⁾ (ft)	pH	Temperature °C	Conductivity (mS/cm)	ORP (mV)	DO (mg/L)	Turbidity (NTU)	Volume Purged, V _p (mL) G	No. of Well Screen Volumes Purged ⁽⁴⁾
1200	87	5.03		7.29	20.8	11.677	148.9	0.92	2.55	0.0	
1220		5.20		7.17	20.4	11.639	147.1	0.34	2.17	0.4	
1225		5.21		7.17	20.4	11.638	146.9	0.34	2.28	0.6	
1230		5.21		7.17	20.5	11.660	145.8	0.35	2.13	0.8	
1240		5.22		7.17	20.7	11.671	144.3	0.32	2.20	1.0	

Notes:

- (1) The pump intake will be placed at the well screen mid-point or at a minimum of 2 ft above any sediment accumulated at the well bottom.
- (2) The well screen volume will be based on a 5-foot screen length. $V_s = \pi \cdot (D/2)^2 \cdot (5 \cdot 12) \cdot (2.54)^3$
- (3) The drawdown from the initial water level should not exceed 0.3 ft.
- (4) Purging will continue until stabilization is achieved or until 20 well screen volumes have been purged (unless purge water remains visually turbid and appears to be clearing, or unless stabilization parameters are varying slightly outside of the stabilization criteria and appear to be stabilizing). No. of Well Screen Volumes Purged = V_p/V_s.

PID@TOR = 56.4 ppm

PID@ breathing space = 0.0 ppm

MONITORING WELL RECORD FOR LOW-FLOW PURGING

Project Data:

Project Name: GMCH Lockport BCP Site Annual GW Sampling Date: 9-1-21
 Ref. No.: 56546.20 T.4 Personnel: M. Brown

Monitoring Well Data:

Well No.: BLAG-10-MW-1 Screen Length (ft): 5
 Measurement Point: TOR Depth to Pump Intake (ft)⁽¹⁾: 13
 Constructed Well Depth (ft): 16.0 Well Diameter, D (in): 2
 Measured Well Depth (ft): 15.56 Well Screen Volume, V_s (mL)⁽²⁾: 1.6
 Depth of Sediment (ft): _____ Initial Depth to Water (ft): 5.93

Time	Pumping Rate (mL/min)	Depth to Water (ft)	Drawdown from Initial Water Level ⁽³⁾ (ft)	pH	Temperature °C	Conductivity (µS/cm)	ORP (mV)	DO (mg/L)	Turbidity (NTU)	Volume Purged, V _p (mL) ⁽⁴⁾	No. of Well Screen Volumes Purged ⁽⁴⁾
1240	86	6.28		7.29	21.5	2.505	-31.9	0.88	2.45	0.0	
1245		6.42		7.20	21.3	2.485	-30.7	0.60	2.26	0.1	
1250		6.53		7.15	21.3	2.613	-23.0	0.44	2.47	0.2	
1300		6.60		7.15	21.3	2.658	-21.5	0.36	3.45	0.4	
1305		6.61		7.14	21.3	2.664	-20.6	0.33	4.22	0.5	
1310		6.66		7.14	21.2	2.674	-20.9	0.33	4.61	0.6	

Notes:

- (1) The pump intake will be placed at the well screen mid-point or at a minimum of 2 ft above any sediment accumulated at the well bottom.
- (2) The well screen volume will be based on a 5-foot screen length. $V_s = \pi \cdot (D/2)^2 \cdot (5 \cdot 12) \cdot (2.54)^3$
- (3) The drawdown from the initial water level should not exceed 0.3 ft.
- (4) Purging will continue until stabilization is achieved or until 20 well screen volumes have been purged (unless purge water remains visually turbid and appears to be clearing, or unless stabilization parameters are varying slightly outside of the stabilization criteria and appear to be stabilizing). No. of Well Screen Volumes Purged = V_p/V_s .

WELL PURGING FIELD INFORMATION FORM

SITE/PROJECT NAME: EMCH Lockport Annual BCP Site GW Sampling

JOB# 56546-20

WELL# BLAG-10

MW-1

WELL PURGING INFORMATION

10 | 19 | 10 | 11 | 21 |

PURGE DATE
(MM DD YY)

0 | 19 | 10 | 11 | 21 |

SAMPLE DATE
(MM DD YY)

1 | 1 | 1 | 6 |

WATER VOL IN CASING
(LITRES/GALLONS)

1 | 1 | 0 | 8 |

ACTUAL VOLUME PURGED
(LITRES/GALLONS)

PURGING AND SAMPLING EQUIPMENT

PURGING EQUIPMENT... DEDICATED Y N
(CIRCLE ONE)

SAMPLING EQUIPMENT... DEDICATED Y N
(CIRCLE ONE)

PURGING DEVICE	<input checked="" type="checkbox"/> B	A - SUBMERSIBLE PUMP	D - GAS LIFT PUMP	G - BAILER	X-	_____
		B - PERISTALTIC PUMP	E - PURGE PUMP	H - WATERAID	X-	PURGING OTHER (SPECIFY)
SAMPLING DEVICE	<input checked="" type="checkbox"/> B	C - BLADDER PUMP	F - DIPPER BOTTLE		X-	_____
					X-	SAMPLING OTHER (SPECIFY)
PURGING DEVICE	<input checked="" type="checkbox"/> E	A - TEFLON	D - PVC		X-	_____
		B - STAINLESS STEEL	E - POLYETHYLENE		X-	PURGING OTHER (SPECIFY)
SAMPLING DEVICE	<input checked="" type="checkbox"/> E	C - POLYPROPYLENE			X-	_____
					X-	SAMPLING OTHER (SPECIFY)
PURGING DEVICE	<input checked="" type="checkbox"/> E	A - TEFLON	D - POLYPROPYLENE	F - SILICONE	X-	_____
		B - TYGON	E - POLYETHYLENE	G - COMBINATION	X-	PURGING OTHER (SPECIFY)
SAMPLING DEVICE	<input checked="" type="checkbox"/> E	C - ROPE		H - TEFLON/POLYPROPYLENE	X-	_____
					X-	SAMPLING OTHER (SPECIFY)

FILTERING DEVICES 0-45 A - IN-LINE DISPOSABLE B - PRESSURE C - VACUUM

FIELD MEASUREMENTS

WELL ELEVATION	<u>1</u> <u>6</u> <u>1</u> <u>5</u> <u>0</u> <u>5</u>	(m/ft)	GROUNDWATER ELEVATION	<u>1</u> <u>6</u> <u>0</u> <u>9</u> <u>1</u> <u>2</u>	(m/ft)
DEPTH TO WATER	<u>1</u> <u>1</u> <u>5</u> <u>9</u> <u>1</u> <u>3</u>	(m/ft)	WELL DEPTH	<u>1</u> <u>1</u> <u>5</u> <u>5</u> <u>6</u>	(m/ft)
pH	TURBIDITY	CONDUCTIVITY	ORP	DO	SAMPLE TEMPERATURE
(std)	(ntu)	(µm/cm) AT 25°C	(mV)	(mg/L)	(°C)
(std)	(ntu)	(µm/cm) AT 25°C	(mV)	(mg/L)	(°C)
(std)	(ntu)	(µm/cm) AT 25°C	(mV)	(mg/L)	(°C)
(std)	(ntu)	(µm/cm) AT 25°C	(mV)	(mg/L)	(°C)
(std)	(ntu)	(µm/cm) AT 25°C	(mV)	(mg/L)	(°C)

FIELD COMMENTS

SAMPLE APPEARANCE: Good ODOR: solvent/sulfur COLOR: clear TURBIDITY: clear

WEATHER CONDITIONS: WIND SPEED: 5-10 DIRECTION: NE PRECIPITATION: Y/N OUTFLOW: Y

SPECIFIC COMMENTS: _____

I CERTIFY THAT SAMPLING PROCEDURES WERE IN ACCORDANCE WITH APPLICABLE CM PROTOCOLS

DATE: 9-1-21 PRINT: Morgan Brown SIGNATURE: Morgan Brown

EMG MODIFICATIONS MUST BE ACCOMPANIED BY A REVISION REQUEST FORM APPROVED BY THE PROJECT MANAGER

PID@TOR = 0.0 ppm

PID@ breathing space = 0.0 ppm

Dupe

MONITORING WELL RECORD FOR LOW-FLOW PURGING

Project Data:

Project Name: GMCH Lockport BCP Site Annual GW Sampling Date: 9-1-21
 Ref. No.: 56546.20 T.4 Personnel: M. Brown

Monitoring Well Data:

Well No.: MW-10-2 Screen Length (ft): 9.8 - 16.8 = 7
 Measurement Point: TOR Depth to Pump Intake (ft)⁽¹⁾: -14
 Constructed Well Depth (ft): 16.80 Well Diameter, D (in): 2
 Measured Well Depth (ft): 16.09 Well Screen Volume, V_s (mL)⁽²⁾: 2.1
 Depth of Sediment (ft): _____ Initial Depth to Water (ft): 3.46

Time	Pumping Rate (mL/min)	Depth to Water (ft)	Drawdown from Initial Water Level ⁽³⁾ (ft)	pH	Temperature °C	Conductivity (mS/cm)	ORP (mV)	DO (mg/L)	Turbidity (NTU)	Volume Purged, V _p (G)	No. of Well Screen Volumes Purged ⁽⁴⁾
1000	84	3.98		7.74	21.1	9.426	-100.8	0.67	3.04	0.0	
1015		4.58		7.67	20.6	8.853	-122.9	0.34	3.83	0.2	
1020		4.84		7.65	20.4	8.535	-132.2	0.31	5.78	0.3	
1025		4.98		7.63	20.5	8.245	-140.1	0.29	4.58	0.4	
1035		5.13		7.60	20.0	7.455	-154.8	0.26	4.94	0.7	
1040		5.37		7.58	20.2	7.402	-157.7	0.26	8.16	0.9	
1045		5.38		7.57	20.2	7.306	-160.6	0.25	7.47	1.0	
1050		5.41		7.57	20.2	7.381	-161.8	0.25	7.86	1.1	

Notes:

- The pump intake will be placed at the well screen mid-point or at a minimum of 2 ft above any sediment accumulated at the well bottom.
- The well screen volume will be based on a 5-foot screen length, $V_s = \pi(D/2)^2(5 \times 12)(2.54)^3$
- The drawdown from the initial water level should not exceed 0.3 ft.
- Purging will continue until stabilization is achieved or until 20 well screen volumes have been purged (unless purge water remains visually turbid and appears to be clearing, or unless stabilization parameters are varying slightly outside of the stabilization criteria and appear to be stabilizing). No. of Well Screen Volumes Purged = V_p/V_s .

PID@TOR = 2.0 ppm

PID@ ^{breathing} space = 0.0 ppm

MONITORING WELL RECORD FOR LOW-FLOW PURGING

Project Data:

Project Name: GMCH Lockport BCP Site Annual GW Sampling Date: 8-27-21
 Ref. No.: 56546.20 T.4 Personnel: M. Brown

Monitoring Well Data:

Well No.: MW-10-3 Screen Length (ft): 8.8 - 15.8 = 7
 Measurement Point: TOR Depth to Pump Intake (ft)⁽¹⁾: ~13'
 Constructed Well Depth (ft): 15.80 Well Diameter, D (in): 2
 Measured Well Depth (ft): 15.41 Well Screen Volume, V_s (mL)⁽²⁾: 2.0
 Depth of Sediment (ft): _____ Initial Depth to Water (ft): 3.12

Time	Pumping Rate (mL/min)	Depth to Water (ft)	Drawdown from Initial Water Level ⁽³⁾ (ft)	pH	Temperature °C	Conductivity (mS/cm)	ORP (mV)	DO (mg/L)	Turbidity (NTU)	Volume Purged, V _p (mL) ⁽⁴⁾	No. of Well Screen Volumes Purged ⁽⁴⁾
1148	88	3.65		8.11	20.2	1.479	1.0	0.83	3.32	0.0	
1153		4.03		7.82	19.5	1.411	-3.2	0.72	3.41	0.1	
1158		4.31		7.76	20.1	1.255	4.3	0.86	3.18	0.2	
1208		4.89		7.71	20.1	1.246	9.9	0.91	3.24	0.3	
1213		4.31		7.70	20.5	1.276	10.4	0.88	3.36	0.4	
1218		4.26		7.68	20.3	1.298	7.6	0.70	3.34	0.6	
1223		4.26		7.68	20.3	1.333	7.6	0.66	3.35	0.7	
1228		4.26		7.67	20.3	1.341	7.3	0.63	3.48	0.8	

Notes:

- (1) The pump intake will be placed at the well screen mid-point or at a minimum of 2 ft above any sediment accumulated at the well bottom.
- (2) The well screen volume will be based on a 5-foot screen length, $V_s = \pi(D/2)^2(5 \times 12)(2.54)^3$
- (3) The drawdown from the initial water level should not exceed 0.3 ft.
- (4) Purging will continue until stabilization is achieved or until 20 well screen volumes have been purged (unless purge water remains visually turbid and appears to be clearing, or unless stabilization parameters are varying slightly outside of the stabilization criteria and appear to be stabilizing), No. of Well Screen Volumes Purged = V_p/V_s .

WELL PURGING FIELD INFORMATION FORM
 SITE/PROJECT NAME: EMCH Lockport Annual BCP Site GW Sampling
 JOB# 56546-20
 WELL# MW-10-3

WELL PURGING INFORMATION
 PURGE DATE (MM DD YY) 082721
 SAMPLE DATE (MM DD YY) 082721
 WATER VOL. IN CASING (LITRES/GALLONS) 210
 ACTUAL VOLUME PURGED (LITRES/GALLONS) 114

PURGING AND SAMPLING EQUIPMENT
 PURGING EQUIPMENT.....DEDICATED Y N
 (CIRCLE ONE)
 SAMPLING EQUIPMENT.....DEDICATED Y N
 (CIRCLE ONE)

PURGING DEVICE	<input checked="" type="checkbox"/> B	A - SUBMERSIBLE PUMP	D - GAS LIFT PUMP	G - BAILER	X-	_____
		B - PERISTALTIC PUMP	E - PURGE PUMP	H - WATERRA®	X-	PURGING OTHER (SPECIFY)
SAMPLING DEVICE	<input checked="" type="checkbox"/> B	C - BLADDER PUMP	F - DIPPER BOTTLE		X-	_____
					X-	SAMPLING OTHER (SPECIFY)
PURGING DEVICE	<input checked="" type="checkbox"/> E	A - TEFLON	D - PVC		X-	_____
		B - STAINLESS STEEL	E - POLYETHYLENE		X-	PURGING OTHER (SPECIFY)
SAMPLING DEVICE	<input checked="" type="checkbox"/> E	C - POLYPROPYLENE			X-	_____
					X-	SAMPLING OTHER (SPECIFY)
PURGING DEVICE	<input checked="" type="checkbox"/> E	A - TEFLON	D - POLYPROPYLENE	F - SILICONE	X-	_____
		B - TYGON	E - POLYETHYLENE	G - COMBINATION	X-	PURGING OTHER (SPECIFY)
SAMPLING DEVICE	<input checked="" type="checkbox"/> E	C - ROPE	X- _____	TEFLON/POLYPROPYLENE	X-	_____
			(SPECIFY)		X-	SAMPLING OTHER (SPECIFY)

FILTERING DEVICES 0-45 A - IN-LINE DISPOSABLE B - PRESSURE C - VACUUM

FIELD MEASUREMENTS

WELL ELEVATION 1610.410 (m/ft) GROUNDWATER ELEVATION 1607.218 (m/ft)
 DEPTH TO WATER 3.112 (m/ft) WELL DEPTH 115.411 (m/ft)

pH	TURBIDITY	CONDUCTIVITY	ORP	DO	SAMPLE TEMPERATURE
(std)	(ntu)	(µm/cm) AT 25°C	(mv)	(mg/L)	(°C)
_____	_____	_____	_____	_____	_____
(std)	(ntu)	(µm/cm) AT 25°C	(mv)	(mg/L)	(°C)
_____	_____	_____	_____	_____	_____
(std)	(ntu)	(µm/cm) AT 25°C	(mv)	(mg/L)	(°C)
_____	_____	_____	_____	_____	_____
(std)	(ntu)	(µm/cm) AT 25°C	(mv)	(mg/L)	(°C)
_____	_____	_____	_____	_____	_____

FIELD COMMENTS

SAMPLE APPEARANCE Good ODOR None COLOR clear TURBIDITY clear
 WEATHER CONDITIONS WIND SPEED 0-7 DIRECTION NE PRECIPITATION Y/N OUTFLOW Y
 SPECIFIC COMMENTS _____

I CERTIFY THAT SAMPLING PROCEDURES WERE IN ACCORDANCE WITH APPLICABLE CM PROTOCOLS
8-27-21 Morgan Brown [Signature]
 DATE PRINT SIGNATURE

EMG MODIFICATIONS MUST BE ACCOMPANIED BY A REVISION REQUEST FORM APPROVED BY THE PROJECT MANAGER

PID@TOR = 0.0ppm

PID@ breathing space = 0.0ppm

MONITORING WELL RECORD FOR LOW-FLOW PURGING

Project Data:

Project Name: GMCH Lockport BCP Site Annual GW Sampling Date: 8-30-21
 Ref. No.: 56546.10 T.4 Personnel: M. Brown

Monitoring Well Data:

Well No.: TK-6 Screen Length (ft): _____
 Measurement Point: TOR Depth to Pump Intake (ft)⁽¹⁾: 12
 Constructed Well Depth (ft): _____ Well Diameter, D (in): 4
 Measured Well Depth (ft): 13.25 Well Screen Volume, V_s (mL)⁽²⁾: 1.5
 Depth of Sediment (ft): _____ Initial Depth to Water (ft): 10.90

Time	Pumping Rate (mL/min)	Depth to Water (ft)	Drawdown from Initial Water Level ⁽³⁾ (ft)	pH	Temperature °C	Conductivity (µS/cm)	ORP (mV)	DO (mg/L)	Turbidity (NTU)	Volume Purged, V _p (mL)	No. of Well Screen Volumes Purged ⁽⁴⁾
1400	88	10.95		7.83	22.0	3.864	49.4	2.88	2.98	0.0	
1405		11.03		7.60	22.2	3.846	53.0	2.58	4.89	0.1	
1410		11.03		7.55	22.4	3.855	54.7	2.53	9.06	0.2	
1415		11.08		7.53	22.9	3.850	54.5	2.50	9.56	0.2	
1420		11.08		7.55	22.9	3.892	55.4	2.48	11.88	0.3	
1425		11.12		7.55	22.4	3.892	56.4	2.48	11.66	0.3	
1430		11.14		7.53	22.7	3.890	57.6	2.42	6.28	0.5	
1435		11.16		7.53	22.7	3.906	58.5	2.47	6.34	0.6	
1440		11.18		7.54	22.2	3.905	59.0	2.44	6.48	0.7	

Notes:

- (1) The pump intake will be placed at the well screen mid-point or at a minimum of 2 ft above any sediment accumulated at the well bottom.
- (2) The well screen volume will be based on a 5-foot screen length. $V_s = \pi \cdot (D/2)^2 \cdot (5 \cdot 12) \cdot (2.54)^3$
- (3) The drawdown from the initial water level should not exceed 0.3 ft.
- (4) Purging will continue until stabilization is achieved or until 20 well screen volumes have been purged (unless purge water remains visually turbid and appears to be clearing, or unless stabilization parameters are varying slightly outside of the stabilization criteria and appear to be stabilizing). No. of Well Screen Volumes Purged = V_p/V_s.

WELL PURGING FIELD INFORMATION FORM

JOB# 56546-20

SITE/PROJECT NAME: SMCH Lockport Annual BCP Site GW Sampling

WELL# TK-6

WELL PURGING INFORMATION

083021
PURGE DATE
(MM DD YY)

083021
SAMPLE DATE
(MM DD YY)

1115
WATER VOL IN CASING
(LITRES/GALLONS)

111
ACTUAL VOLUME PURGED
(LITRES/GALLONS)

PURGING AND SAMPLING EQUIPMENT

PURGING EQUIPMENT.....DEDICATED Y N
(CIRCLE ONE)

SAMPLING EQUIPMENT.....DEDICATED Y N
(CIRCLE ONE)

PURGING DEVICE B A - SUBMERSIBLE PUMP D - GAS LIFT PUMP C - BAILER X- _____
B - PERISTALTIC PUMP E - PURGE PUMP H - WATERRA® PURGING OTHER (SPECIFY)

SAMPLING DEVICE B C - BLADDER PUMP F - DIPPER BOTTLE X- _____
SAMPLING OTHER (SPECIFY)

PURGING DEVICE E A - TEFLON D - PVC X- _____
B - STAINLESS STEEL E - POLYETHYLENE PURGING OTHER (SPECIFY)

SAMPLING DEVICE E C - POLYPROPYLENE X- _____
SAMPLING OTHER (SPECIFY)

PURGING DEVICE E A - TEFLON D - POLYPROPYLENE F - SILICONE X- _____
B - TYGON E - POLYETHYLENE C - COMBINATION PURGING OTHER (SPECIFY)

SAMPLING DEVICE E C - ROPE X- _____
(SPECIFY) SAMPLING OTHER (SPECIFY)

FILTERING DEVICES 0.45 A - IN-LINE DISPOSABLE B - PRESSURE C - VACUUM

FIELD MEASUREMENTS

WELL ELEVATION 162169 (m/ft) GROUNDWATER ELEVATION 161079 (m/ft)
DEPTH TO WATER 110910 (m/ft) WELL DEPTH 1325 (m/ft)

pH	TURBIDITY	CONDUCTIVITY	ORP	DO	SAMPLE TEMPERATURE
(std)	(ntu)	(µm/cm AT 25°C)	(mV)	(mg/l)	(°C)
(std)	(ntu)	(µm/cm AT 25°C)	(mV)	(mg/l)	(°C)
(std)	(ntu)	(µm/cm AT 25°C)	(mV)	(mg/l)	(°C)
(std)	(ntu)	(µm/cm AT 25°C)	(mV)	(mg/l)	(°C)
(std)	(ntu)	(µm/cm AT 25°C)	(mV)	(mg/l)	(°C)

FIELD COMMENTS

SAMPLE APPEARANCE Good ODKR none COLOR clear TURBIDITY clear
WEATHER CONDITIONS WIND SPEED 5-10 DIRECTION SW PRECIPITATION Y/N OUTLOOK Y
SPECIFIC COMMENTS _____

I CERTIFY THAT SAMPLING PROCEDURES WERE IN ACCORDANCE WITH APPLICABLE CM PROTOCOLS

8-30-21 Morgan Brown
DATE PRINT ()

Morgan Brown
SIGNATURE

FMC MODIFICATIONS MUST BE ACCOMPANIED BY A REVISION REQUEST FORM APPROVED BY THE PROJECT MANAGER



APPENDIX B

PREVIOUS ANALYTICAL RESULTS AND GRAPHS

MW-7-1R Groundwater Data

GM Components Holdings, LLC
Lockport, New York

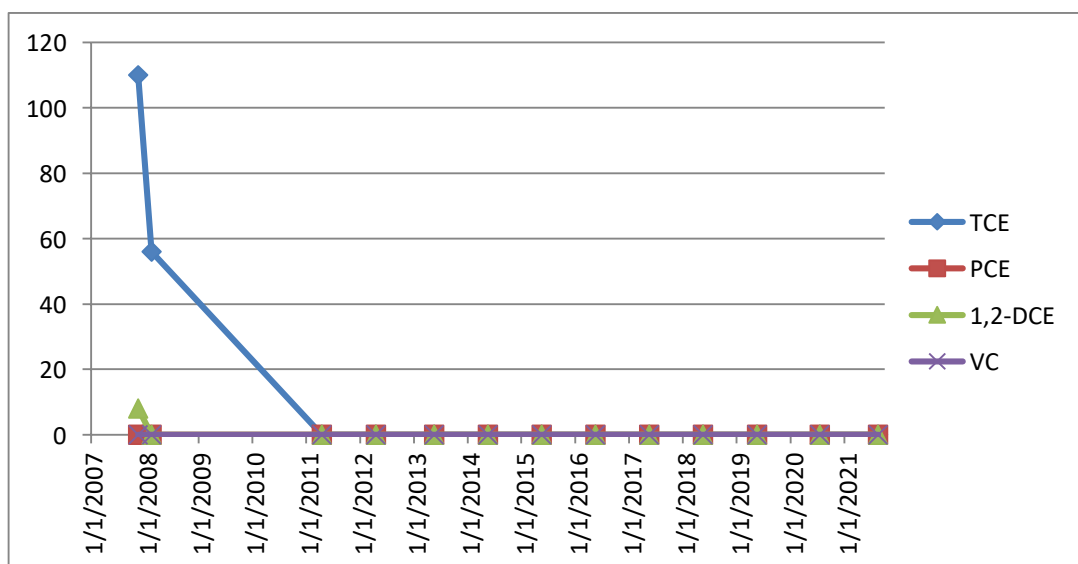
Date	TCE	PCE	1,2-DCE	VC
11/30/2007	110	<	8	<
2/20/2008	56	<	<	<
4/27/2011	<	<	<	<
4/27/2012	<	<	<	<
5/6/2013	<	<	<	<
5/27/2014	<	<	<	<
5/11/2015	<	<	<	<
5/10/2016	<	<	<	<
5/4/2017	<	<	<	<
5/17/2018	<	<	<	<
5/24/2019	<	<	<	<
7/2/2020	<	<	<	<
8/23/2021	<	<	<	<

Notes:

Results are provided in parts per billion (ppb)

1,2 DCE value includes total cis-1,2 DCE and trans 1,2 DCE.

< = non-detect laboratory result



MW-7-2 Groundwater Data

GM Components Holdings, LLC
Lockport, New York

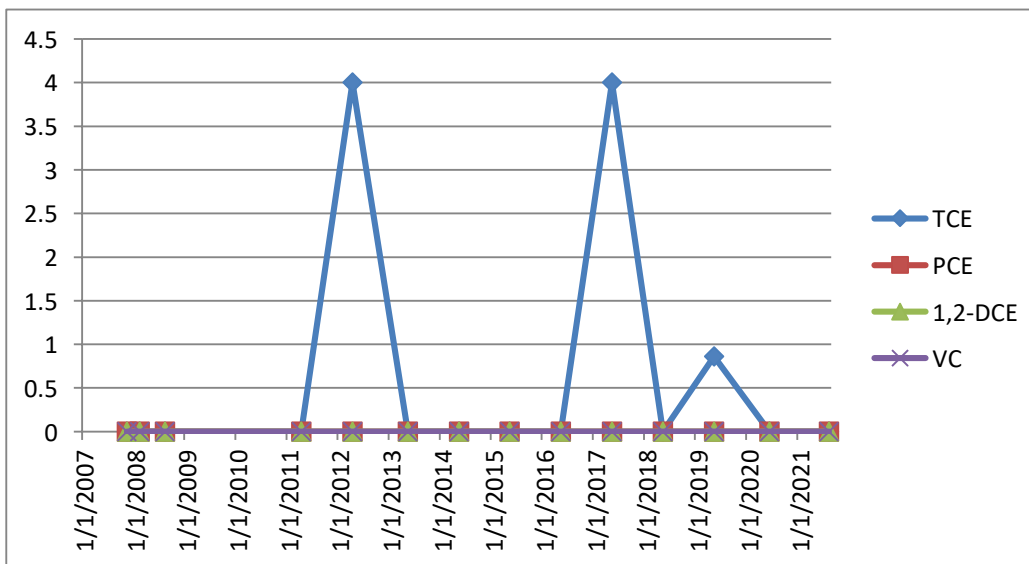
Date	TCE	PCE	1,2-DCE	VC
11/29/2007	<	<	<	<
2/20/2008	<	<	<	<
8/8/2008	<	<	<	<
4/27/2011	<	<	<	<
4/26/2012	4	<	<	<
5/6/2013	<	<	<	<
5/23/2014	<	<	<	<
5/12/2015	<	<	<	<
5/10/2016	<	<	<	<
5/10/2017	4	<	<	<
5/17/2018	<	<	<	<
5/23/2019	0.86	<	<	<
6/30/2020	<	<	<	<
8/23/2021	<	<	<	<

Notes:

Results are provided in parts per billion (ppb)

1,2 DCE value includes total cis-1,2 DCE and trans 1,2 DCE.

< = non-detect laboratory result



MW-7-3 Groundwater Data

GM Components Holdings, LLC
Lockport, New York

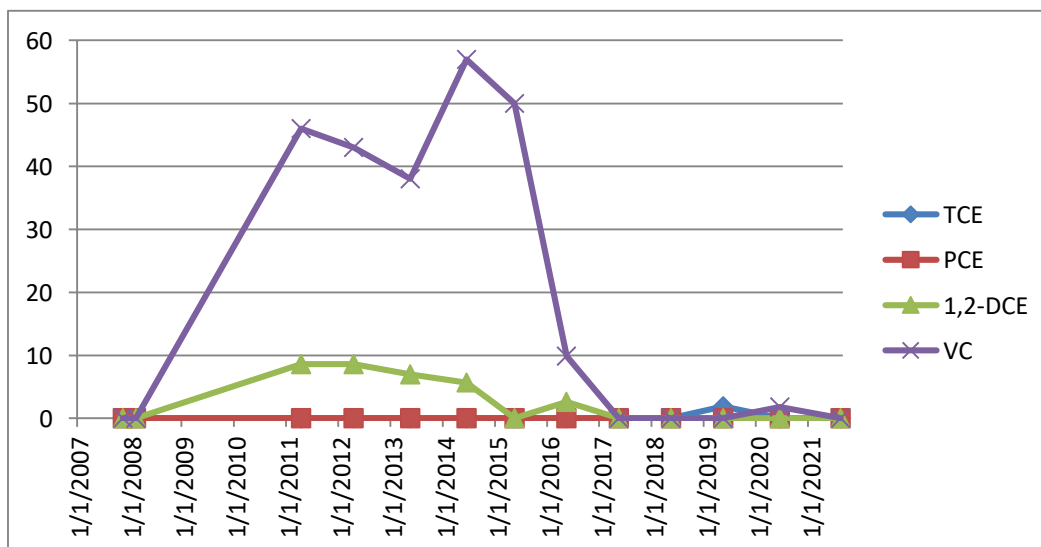
Date	TCE	PCE	1,2-DCE	VC
11/29/2007	<	<	<	<
2/20/2008	<	<	<	<
4/27/2011	<	<	8.6	46
4/27/2012	<	<	8.6	43
5/6/2013	<	<	7	38
6/3/2014	<	<	5.7	57
5/11/2015	<	<	<	50
5/10/2016	<	<	2.6	9.9
5/3/2017	<	<	<	<
5/17/2018	<	<	<	<
5/24/2019	1.9	<	<	<
6/30/2020	<	<	<	1.8
8/23/2021	<	<	<	<

Notes:

Results are provided in parts per billion (ppb)

1,2 DCE value includes total cis-1,2 DCE and trans 1,2 DCE.

< = non-detect laboratory result



MW-7-4 Groundwater Data

GM Components Holdings, LLC
Lockport, New York

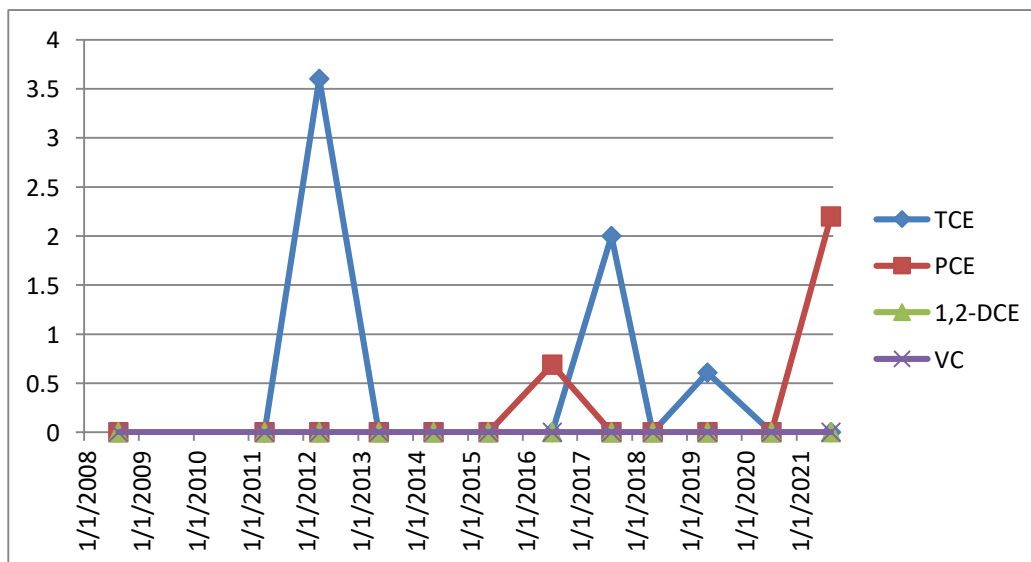
Date	TCE	PCE	1,2-DCE	VC
8/14/2008	<	<	<	<
4/27/2011	<	<	<	<
4/27/2012	3.6	<	<	<
5/7/2013	<	<	<	<
5/23/2014	<	<	<	<
5/11/2015	<	<	<	<
7/29/2016	<	0.69	<	<
8/15/2017	2	<	<	<
5/17/2018	<	<	<	<
5/24/2019	0.61	<	<	<
7/1/2020	<	<	<	<
8/24/2021	<	2.2	<	<

Notes:

Results are provided in parts per billion (ppb)

1,2 DCE value includes total cis-1,2 DCE and trans 1,2 DCE.

< = non-detect laboratory result



MW-7-5 Groundwater Data

GM Components Holdings, LLC
Lockport, New York

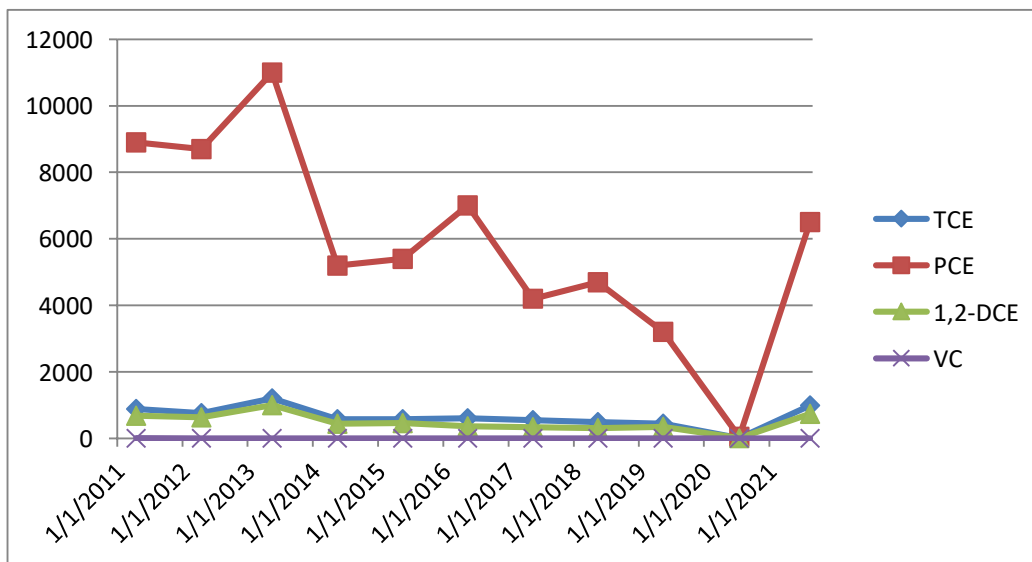
Date	TCE	PCE	1,2-DCE	VC
4/28/2011	890	8900	687	5.8
4/30/2012	760	8700	640	<
5/7/2013	1200	11000	1000	<
5/27/2014	580	5200	440	<
5/18/2015	580	5400	460	<
5/11/2016	610	7000	370	<
5/9/2017	550	4200	340	<
5/30/2018	490	4700	310	<
5/28/2019	440	3200	350	<
7/9/2020	7.4	48	5.6	<
8/23/2021	990	6500	742	5.4

Notes:

Results are provided in parts per billion (ppb)

< = non-detect laboratory result

1,2 DCE value includes total cis-1,2 DCE and trans 1,2 DCE.



MW-7-6 Groundwater Data

GM Components Holdings, LLC
Lockport, New York

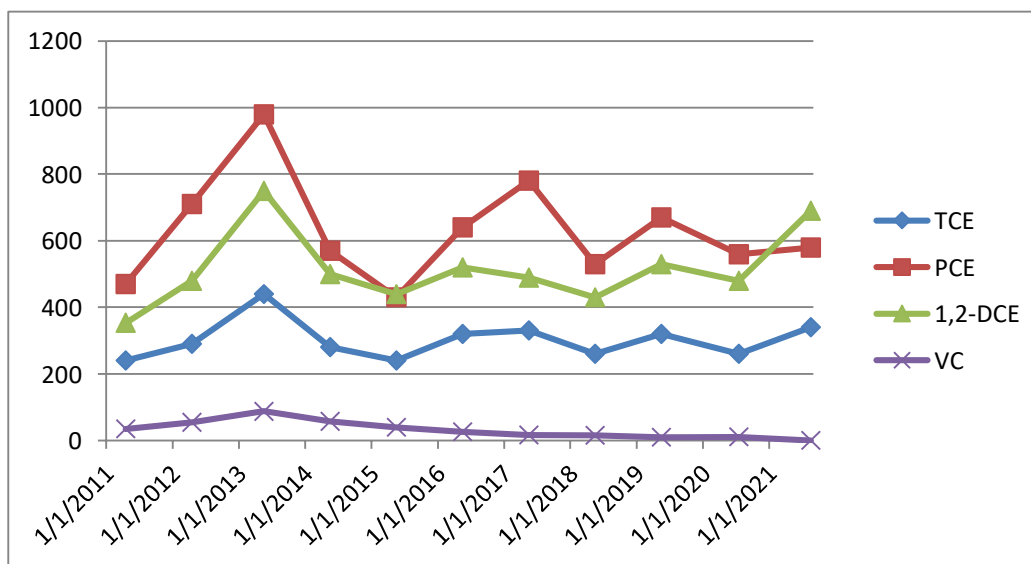
Date	TCE	PCE	1,2-DCE	VC
4/27/2011	240	470	353	35
4/30/2012	290	710	480	55
5/7/2013	440	980	750	88
5/28/2014	280	570	500	58
5/15/2015	240	430	440	40
5/11/2016	320	640	520	26
5/4/2017	330	780	490	17
5/30/2018	260	530	430	16
5/28/2019	320	670	530	10
7/7/2020	260	560	480	11
8/24/2021	340	580	690	<

Notes:

Results are provided in parts per billion (ppb)

< = non-detect laboratory result

1,2 DCE value includes total cis-1,2 DCE and trans 1,2 DCE.



MW-7-7 Groundwater Data

GM Components Holdings, LLC
Lockport, New York

Date	TCE	PCE	1,2-DCE	VC
4/28/2011	<	26,000	<	<
5/1/2012	2,600	120,000	6,000	960
5/8/2013	2,300	120,000	4,400	<
5/29/2014	3,400	76,000	8,700	1,800
5/12/2015	3,900	70,000	13,000	3,500
5/12/2016	7,500	84,000	26,000	4,900
5/9/2017	13,000	51,000	61,000	4,900
5/18/2018	24,000	23,000	26,000	8,100
5/28/2019	19,000	54,000	41,000	6,200
7/7/2020	6,800	68,000	54,000	9,600
8/27/2021	5,300	67,000	39,000	8,400

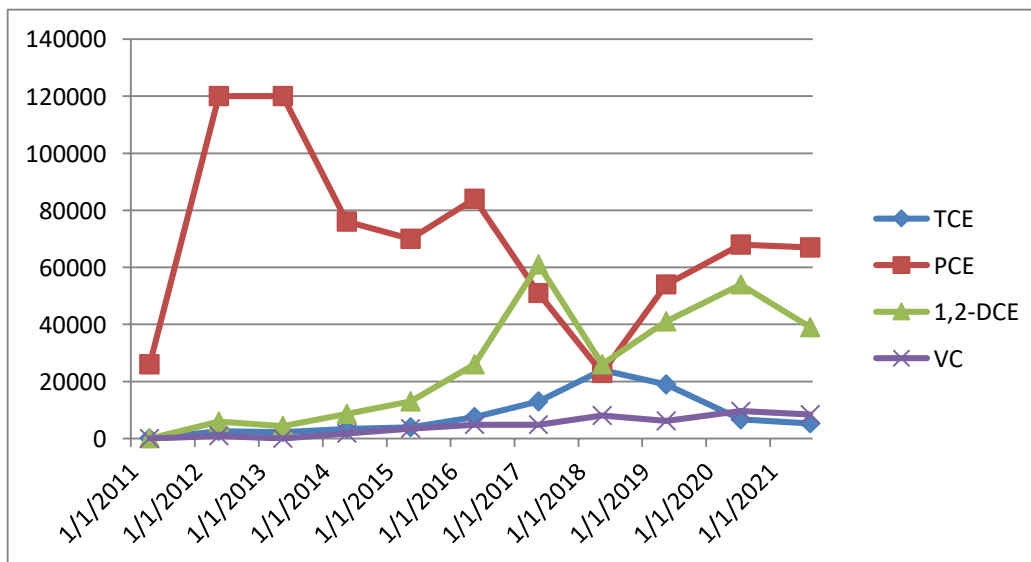
Notes:

Results are provided in parts per billion (ppb)

< = non-detect laboratory result

1,2 DCE value includes total cis-1,2 DCE and trans 1,2 DCE.

Results are the higher of the sample or its respective duplicate sample.



MW-7-8 Groundwater Data

GM Components Holdings, LLC
Lockport, New York

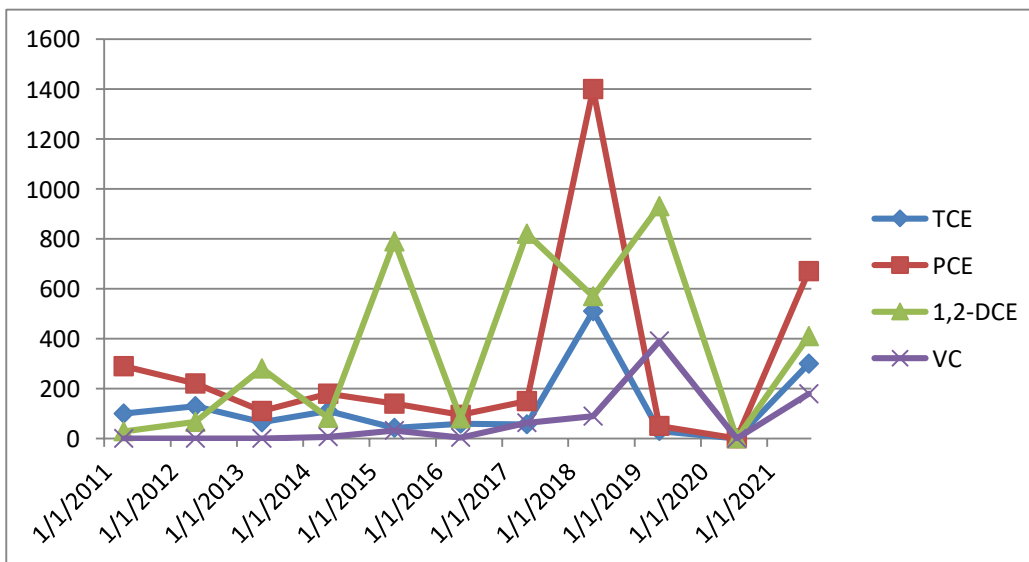
Date	TCE	PCE	1,2-DCE	VC
4/28/2011	100	290	29	<
5/2/2012	130	220	67	<
5/8/2013	66	110	280	<
5/29/2014	110	180	84	7.1
5/18/2015	43	140	790	32
5/13/2016	59	95	81	3.6
5/9/2017	57	150	820	63
5/30/2018	510	1400	570	90
5/31/2019	30	50	930	390
7/9/2020	<	<	<	<
8/27/2021	300	670	410	180

Notes:

Results are provided in parts per billion (ppb)

< = non-detect laboratory result

1,2 DCE value includes total cis-1,2 DCE and trans 1,2 DCE.



MW-7-A-6 Groundwater Data

GM Components Holdings, LLC
Lockport, New York

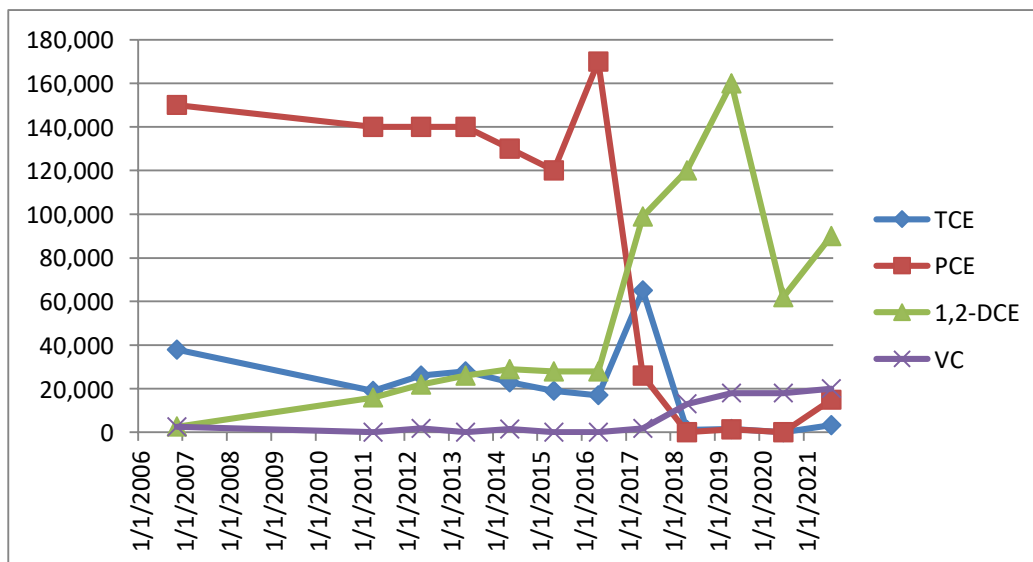
Date	TCE	PCE	1,2-DCE	VC
11/10/2006	38,000	150,000	2,600	2,500
4/28/2011	19,000	140,000	16,000	<
5/1/2012	26,000	140,000	22,000	1,800
5/8/2013	28,000	140,000	26,000	<
5/30/2014	23,000	130,000	29,000	1,500
5/15/2015	19,000	120,000	28,000	<
5/12/2016	17,000	170,000	28,000	<
5/9/2017	65,000	26,000	99,000	1,800
5/18/2018	1,100	<	120,000	13,000
5/28/2019	1,500	1,400	160,000	18,000
7/7/2020	<	<	62,000	18,000
8/27/2021	3,200	15,000	90,000	20,000

Notes:

Results are provided in parts per billion (ppb)

< = non-detect laboratory result

1,2 DCE value includes total cis-1,2 DCE and trans 1,2 DCE.



MW-7-C-2 Groundwater Data

GM Components Holdings, LLC
Lockport, New York

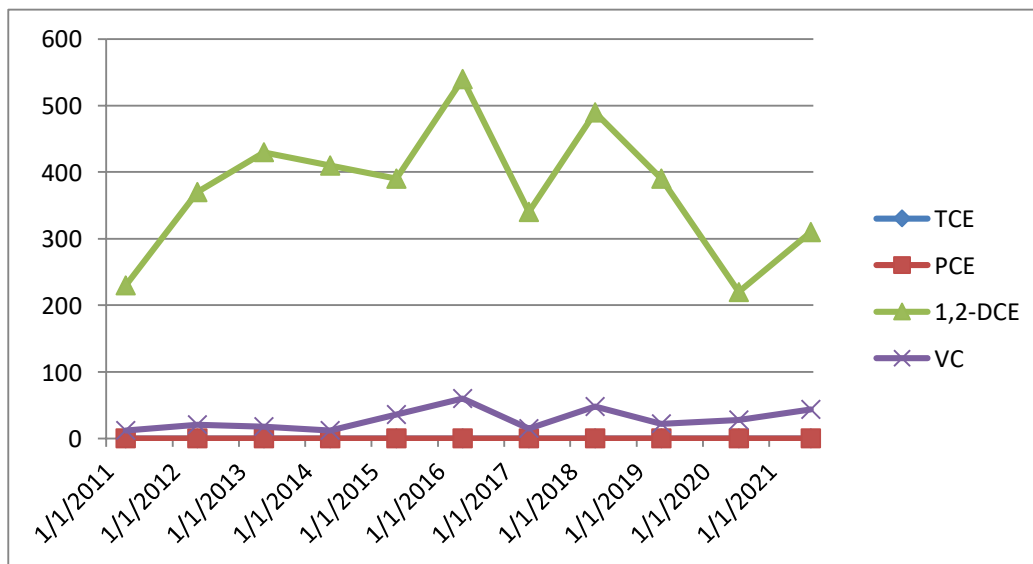
Date	TCE	PCE	1,2-DCE	VC
4/29/2011	<	<	230	12
5/3/2012	<	<	370	21
5/7/2013	<	<	430	18
5/28/2014	<	<	410	12
5/15/2015	<	<	390	36
5/11/2016	<	<	540	60
5/4/2017	<	<	340	15
5/30/2018	<	<	490	48
5/28/2019	<	<	390	22
7/9/2020	<	<	220	28
8/25/2021	<	<	310	44

Notes:

Results are provided in parts per billion (ppb)

< = non-detect laboratory result

1,2 DCE value includes total cis-1,2 DCE and trans 1,2 DCE.



MW-7-P-1 Groundwater Data

GM Components Holdings, LLC
Lockport, New York

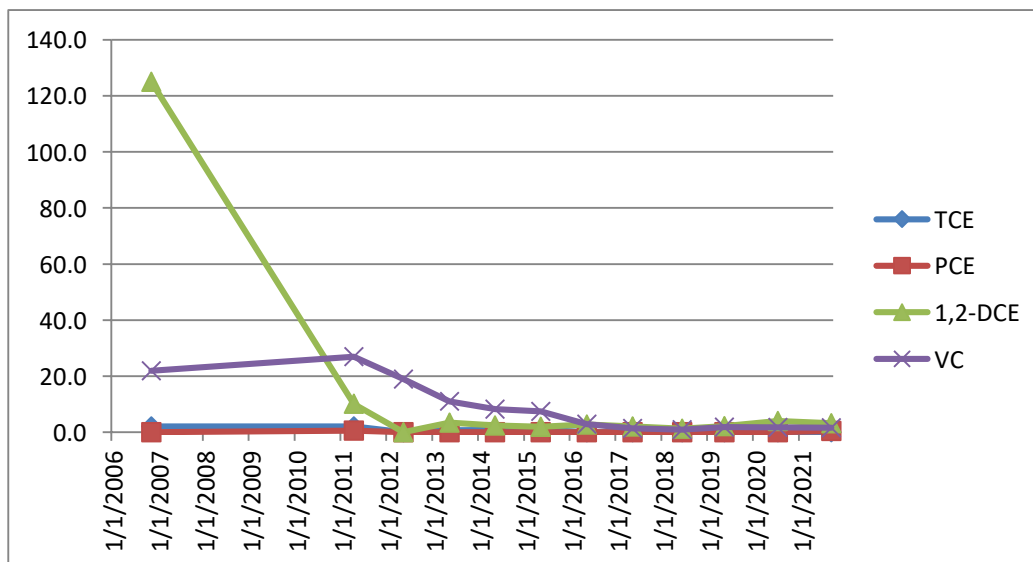
Date	TCE	PCE	1,2-DCE	VC
11/14/2006	2.1	<	125	22
4/29/2011	2	0.6	10	27
5/3/2012	<	<	<	19
5/7/2013	0.74	<	3.4	11
5/16/2014	0.78	<	2.4	8.2
5/26/2015	0.93	<	2	7.4
5/13/2016	<	<	2.7	2.9
5/5/2017	<	<	2.1	1.4
6/1/2018	<	<	1.3	0.91
5/31/2019	<	<	2.2	1.8
7/13/2020	<	<	4	1.7
9/1/2021	<	0.46	3.2	1.6

Notes:

Results are provided in parts per billion (ppb)

< = non-detect laboratory result

1,2 DCE value includes total cis-1,2 DCE and trans 1,2 DCE.



MW-6-1 Groundwater Data

GM Components Holdings, LLC
Lockport, New York

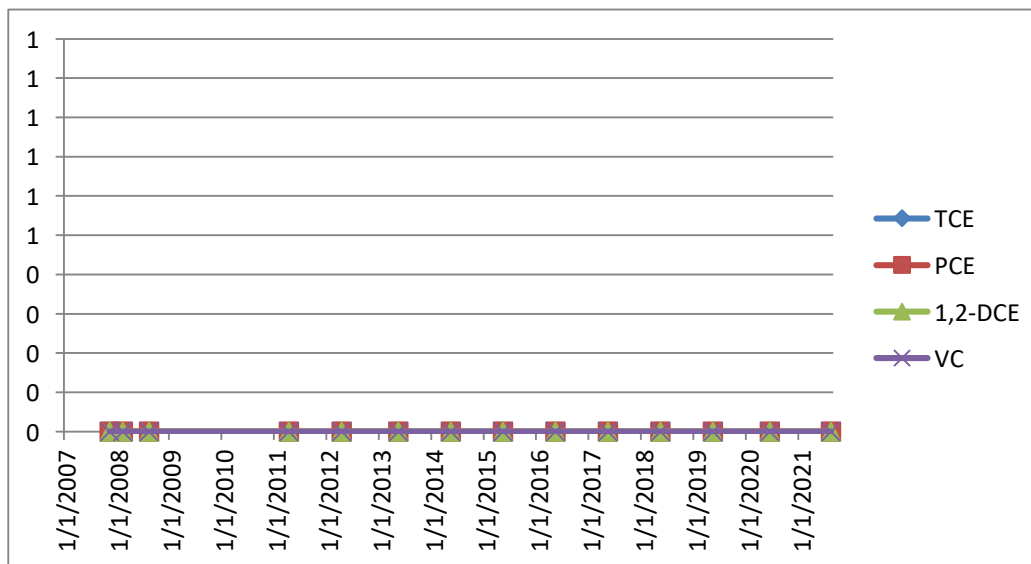
Date	TCE	PCE	1,2-DCE	VC
11/30/2007	<	<	<	<
2/20/2008	<	<	<	<
8/14/2008	<	<	<	<
4/27/2011	<	<	<	<
4/25/2012	<	<	<	<
5/14/2013	<	<	<	<
5/14/2014	<	<	<	<
5/13/2015	<	<	<	<
5/9/2016	<	<	<	<
5/3/2017	<	<	<	<
5/16/2018	<	<	<	<
5/21/2019	<	<	<	<
6/29/2020	<	<	<	<
8/24/2021	<	<	<	<

Notes:

Results are provided in parts per billion (ppb)

< = non-detect laboratory result

1,2 DCE value includes total cis-1,2 DCE and trans 1,2 DCE.



MW-6-2 Groundwater Data

GM Components Holdings, LLC
Lockport, New York

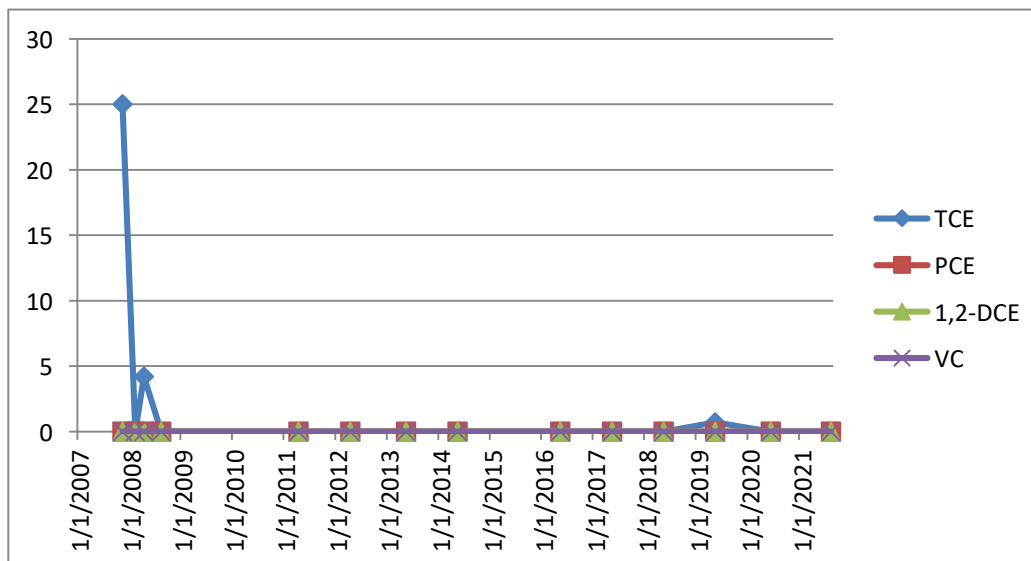
Date	TCE	PCE	1,2-DCE	VC
11/29/2007	25	<	<	<
2/20/2008	<	<	<	<
4/15/2008	4.2	<	<	<
8/14/2008	<	<	<	<
4/27/2011	<	<	<	<
4/25/2012	<	<	<	<
5/14/2013	<	<	<	<
5/14/2014	<	<	<	<
5/9/2016	<	<	<	<
5/3/2017	<	<	<	<
5/16/2018	<	<	<	<
5/21/2019	0.7	<	<	<
6/26/2020	<	<	<	<
8/24/2021	<	<	<	<

Notes:

Results are provided in parts per billion (ppb)

< = non-detect laboratory result

1,2 DCE value includes total cis-1,2 DCE and trans 1,2 DCE.



MW-6-F-8 Groundwater Data

GM Components Holdings, LLC
Lockport, New York

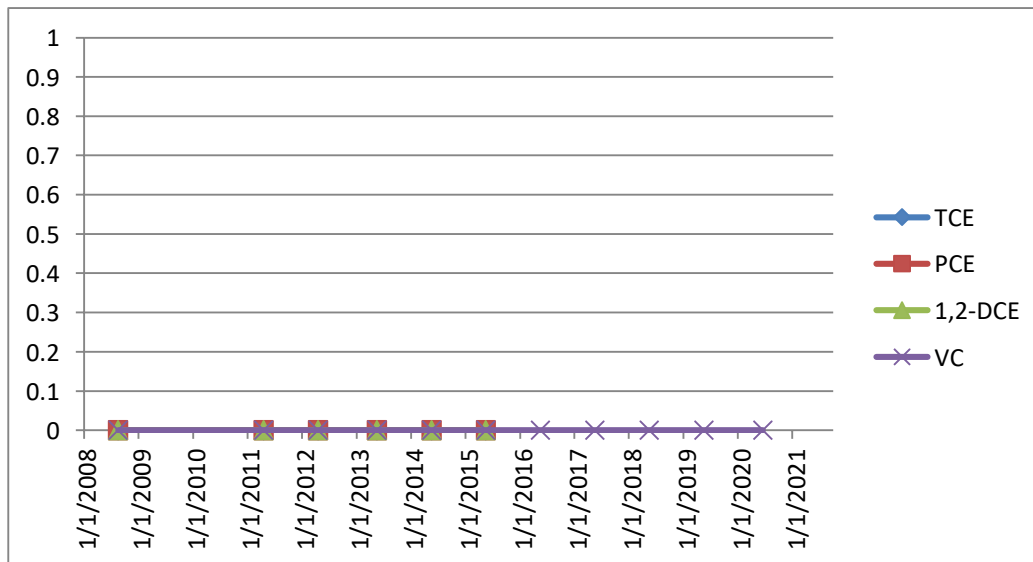
Date	TCE	PCE	1,2-DCE	VC
8/13/2008	<	<	<	<
4/27/2011	<	<	<	<
4/25/2012	<	<	<	<
5/14/2013	<	<	<	<
5/30/2014	<	<	<	<
5/14/2015	<	<	<	<
5/9/2016	<	<	<	<
5/1/2017	<	<	<	<
5/16/2018	<	<	<	<
5/14/2019	<	<	<	<
6/29/2020	<	<	<	<
8/26/2021	<	<	<	<

Notes:

Results are provided in parts per billion (ppb)

< = non-detect laboratory result

1,2 DCE value includes total cis-1,2 DCE and trans 1,2 DCE.



MW-8-1 Groundwater Data

GM Components Holdings, LLC
Lockport, New York

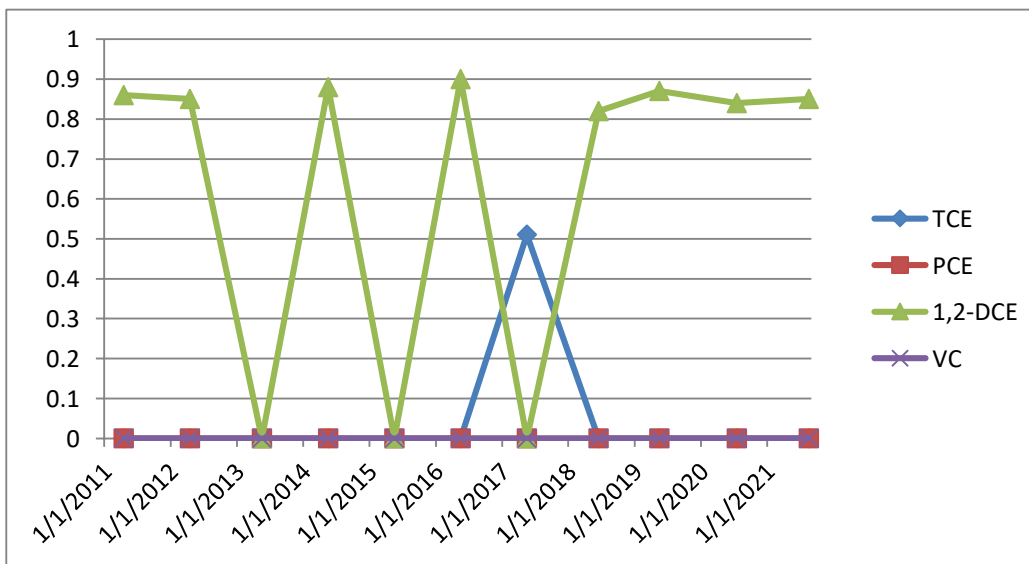
Date	TCE	PCE	1,2-DCE	VC
4/29/2011	<	<	0.86	<
4/30/2012	<	<	0.85	<
5/13/2013	<	<	<	<
5/15/2014	<	<	0.88	<
5/22/2015	<	<	<	<
5/16/2016	<	<	0.9	<
5/2/2017	0.51	<	<	<
6/1/2018	<	<	0.82	<
5/30/2019	<	<	0.87	<
7/10/2020	<	<	0.84	<
8/30/2021	<	<	0.85	<

Notes:

Results are provided in parts per billion (ppb)

< = non-detect laboratory result

1,2 DCE value includes total cis-1,2 DCE and trans 1,2 DCE.



MW-8-2 Groundwater Data

GM Components Holdings, LLC
Lockport, New York

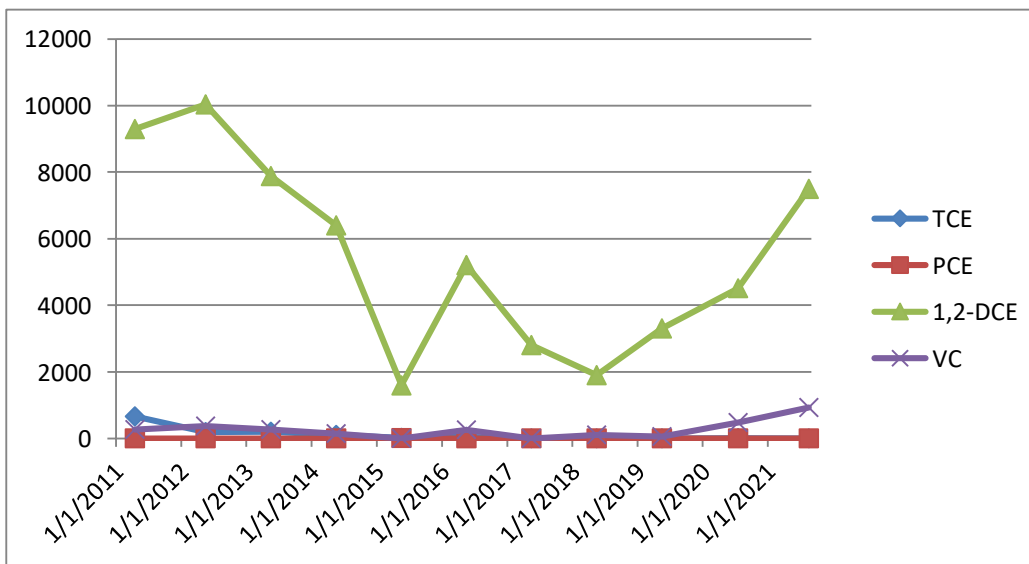
Date	TCE	PCE	1,2-DCE	VC
4/29/2011	660	<	9,300	270
5/3/2012	190	<	10,034	380
5/13/2013	200	<	7,877	270
5/16/2014	110	<	6400	150
5/22/2015	24	10	1,600	<
5/17/2016	47	<	5,216	260
5/2/2017	<	<	2,800	<
5/10/2018	<	<	1,900	110
5/30/2019	<	<	3,300	58
7/10/2020	11	<	4,512	480
8/30/2021	<	<	7,500	930

Notes:

Results are provided in parts per billion (ppb)

< = non-detect laboratory result

1,2 DCE value includes total cis-1,2 DCE and trans 1,2 DCE.



MW-8-3 Groundwater Data

GM Components Holdings, LLC
Lockport, New York

Date	TCE	PCE	1,2-DCE	VC
5/2/2011	9.3	1.9	5	<
5/1/2012	5.9	0.84	5.3	<
5/14/2013	0.78	0.49	3	<
5/16/2014	<	<	2.2	<
5/21/2015	<	<	1.8	<
5/18/2016	3.9	<	3.4	<
5/2/2017	<	<	1.9	<
5/11/2018	2.8	<	3.7	<
5/31/2019	1	0.91	48	12
7/10/2020	<	<	<	<
8/30/2021	1.3	<	6.2	14

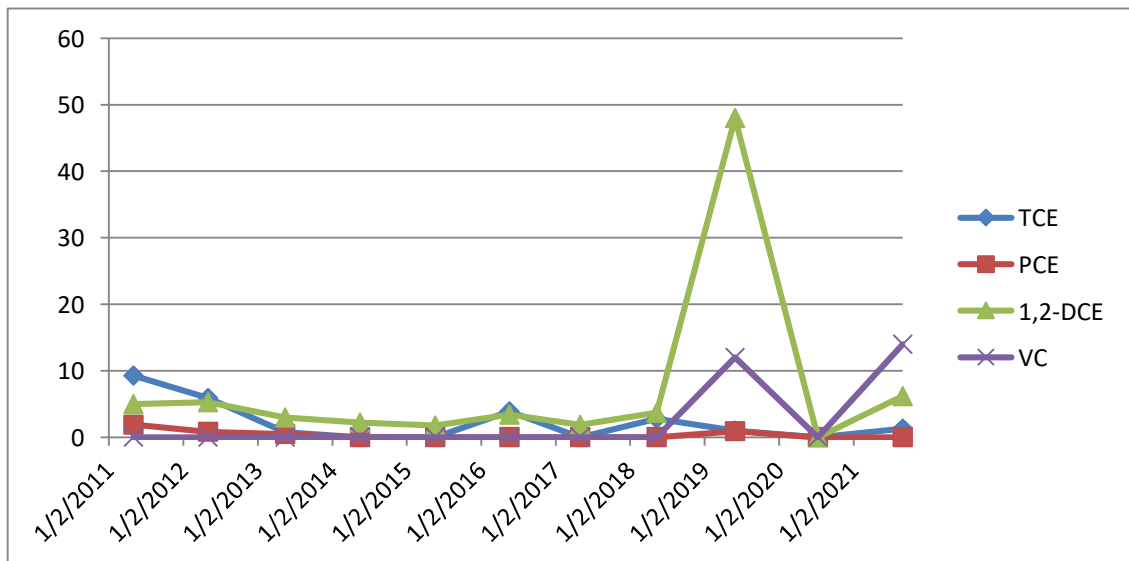
Notes:

Results are provided in parts per billion (ppb)

< = non-detect laboratory result

Results from 5/2/2011 are the higher of the sample or its respective duplicate sample.

1,2 DCE value includes total cis-1,2 DCE and trans 1,2 DCE.



MW-8-4 Groundwater Data
 Building 8 BCP Site
 GM Components Holdings, LLC
 Lockport, New York

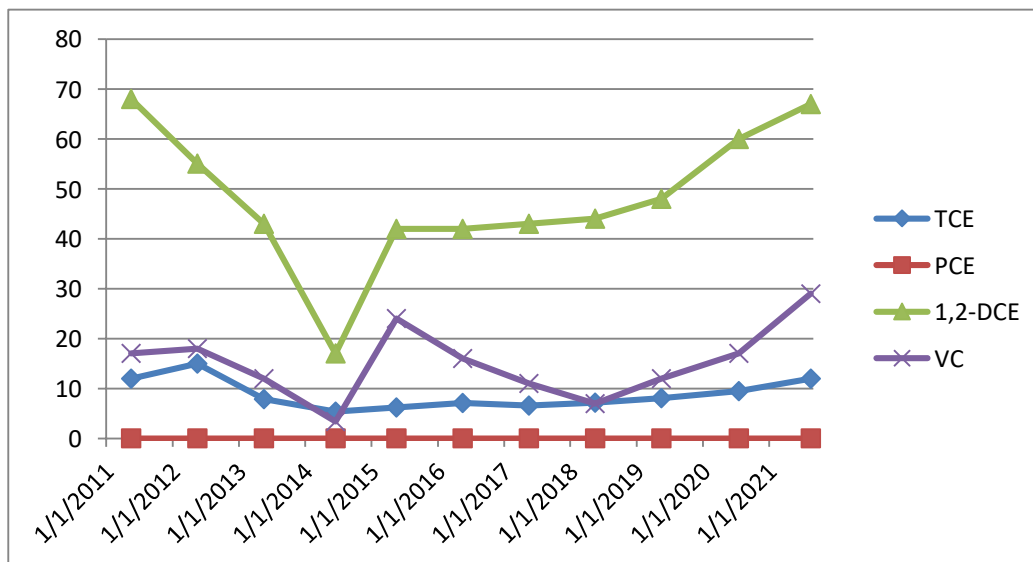
Date	TCE	PCE	1,2-DCE	VC
5/2/2011	12	<	68	17
5/1/2012	15	<	55	18
5/13/2013	7.9	<	43	12
6/2/2014	5.4	<	17	3.4
5/12/2015	6.2	<	42	24
5/9/2016	7.1	<	42	16
5/1/2017	6.6	<	43	11
5/11/2018	7.2	<	44	7
5/14/2019	8.1	<	48	12
7/2/2020	9.5	<	60	17
8/25/2021	12	<	67	29

Notes:

Results are provided in parts per billion (ppb)

< = non-detect laboratory result

1,2 DCE value includes total cis-1,2 DCE and trans 1,2 DCE.



MW-8-003-B Groundwater Data

GM Components Holdings, LLC
Lockport, New York

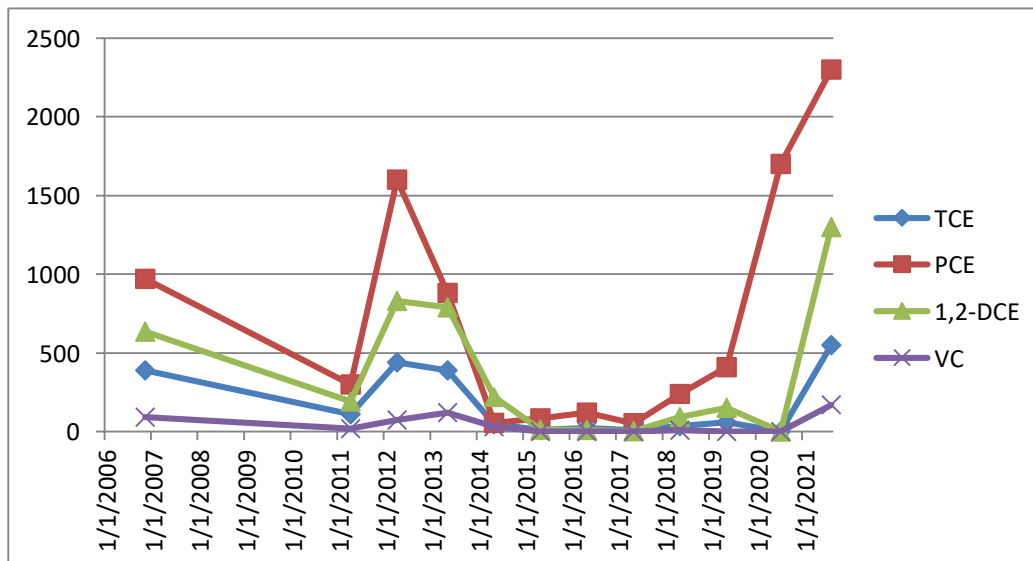
Date	TCE	PCE	1,2-DCE	VC
11/11/2006	390	970	635	91
4/28/2011	110	300	190	19
4/30/2012	440	1,600	830	73
5/10/2013	390	880	790	120
5/29/2014	46	55	220	31
5/14/2015	10	83	12	<
5/16/2016	23	120	9.2	<
5/4/2017	7.7	52	2.6	<
5/30/2018	35	240	92	7.3
5/29/2019	58	410	150	<
7/10/2020	<	1700	<	<
8/26/2021	550	2300	1300	170

Notes:

Results are provided in parts per billion (ppb)

< = non-detect laboratory result

1,2 DCE value includes total cis-1,2 DCE and trans 1,2 DCE.



MW-9-101A Groundwater Data

GM Components Holdings, LLC
Lockport, New York

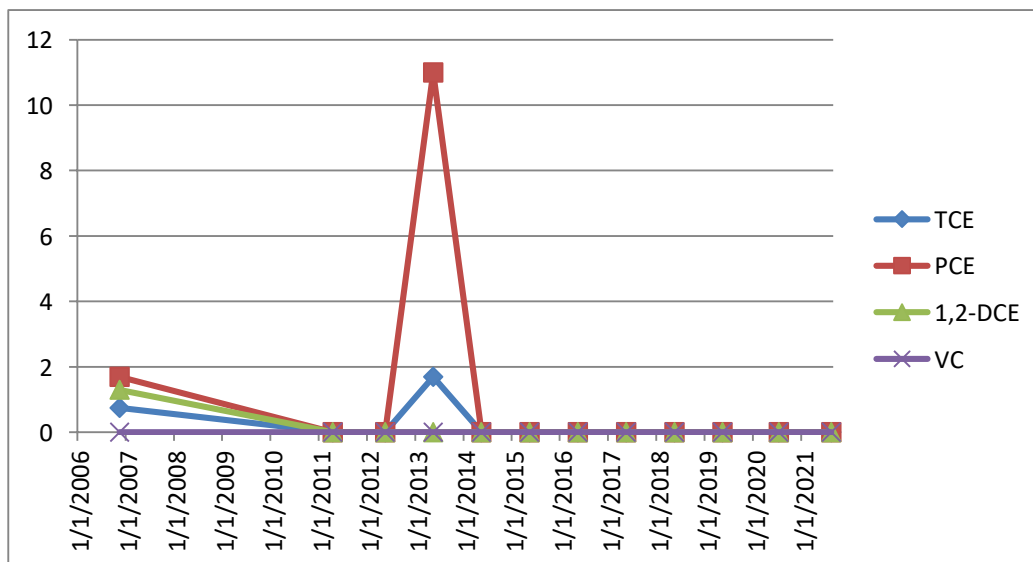
Date	TCE	PCE	1,2-DCE	VC
11/10/2006	0.74	1.7	1.3	<
4/28/2011	<	<	<	<
5/3/2012	<	<	<	<
5/13/2013	1.7	11	<	<
5/22/2014	<	<	<	<
5/21/2015	<	<	<	<
5/18/2016	<	<	<	<
5/5/2017	<	<	<	<
5/29/2018	<	<	<	<
5/23/2019	<	<	<	<
7/13/2020	<	<	<	<
8/31/2021	<	<	<	<

Notes:

Results are provided in parts per billion (ppb)

< = non-detect laboratory result

1,2 DCE value includes total cis-1,2 DCE and trans 1,2 DCE.



MW-9-12 Groundwater Data

GM Components Holdings, LLC
Lockport, New York

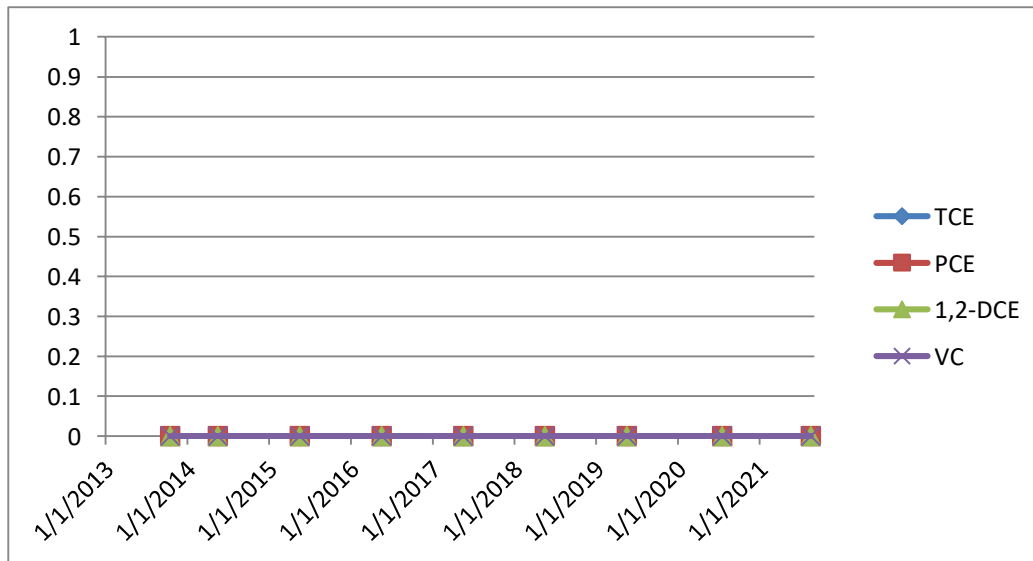
Date	TCE	PCE	1,2-DCE	VC
10/1/2013	<	<	<	<
5/21/2014	<	<	<	<
5/21/2015	<	<	<	<
5/19/2016	<	<	<	<
5/5/2017	<	<	<	<
5/31/2018	<	<	<	<
5/30/2019	<	<	<	<
7/13/2020	<	<	<	<
8/31/2021	<	<	<	<

Notes:

Results are provided in parts per billion (ppb)

< = non-detect laboratory result

1,2 DCE value includes total cis-1,2 DCE and trans 1,2 DCE.



TK-6 Groundwater Data

GM Components Holdings, LLC
Lockport, New York

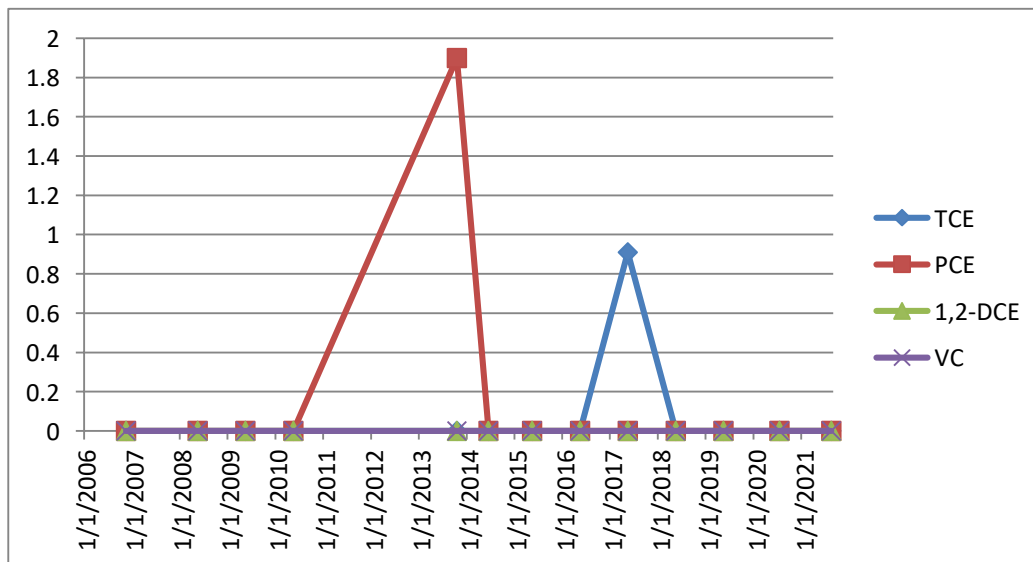
Date	TCE	PCE	1,2-DCE	VC
11/8/2006	<	<	<	<
5/6/2008	<	<	<	<
5/6/2009	<	<	<	<
5/7/2010	<	<	<	<
10/7/2013	<	1.9	<	<
6/2/2014	<	<	<	<
5/20/2015	<	<	<	<
5/19/2016	<	<	<	<
5/10/2017	0.91	<	<	<
5/29/2018	<	<	<	<
5/23/2019	<	<	<	<
7/6/2020	<	<	<	<
8/30/2021	<	<	<	<

Notes:

Results are provided in parts per billion (ppb)

< = non-detect laboratory result

1,2 DCE value includes total cis-1,2 DCE and trans 1,2 DCE.



Bldg 10-MW-1 Groundwater Data

GM Components Holdings, LLC
Lockport, New York

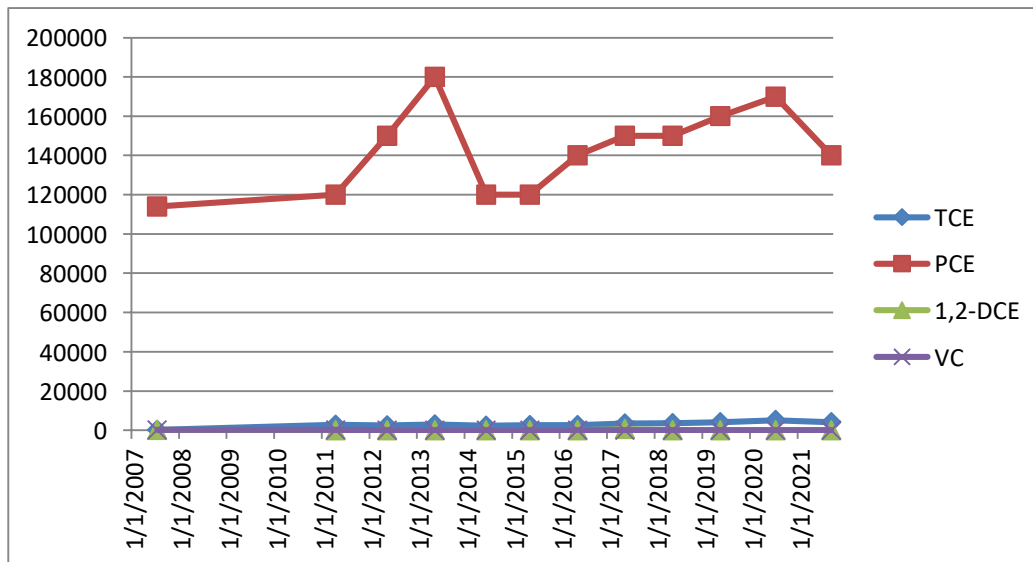
Date	TCE	PCE	1,2-DCE	VC
7/18/2007	200	114,000	235	220
4/29/2011	2,800	120,000	16	100
5/2/2012	2,500	150,000	<	<
5/9/2013	3,000	180,000	<	<
6/3/2014	2300	120000	<	<
5/26/2015	2,600	120,000	<	<
5/19/2016	2,700	140,000	<	<
5/10/2017	3,400	150,000	630	<
5/31/2018	3,600	150,000	<	<
5/31/2019	4,100	160,000	<	<
7/13/2020	5,200	170,000	<	<
9/1/2021	4,100	140,000	<	<

Notes:

Results are provided in parts per billion (ppb)

< = non-detect laboratory result

1,2 DCE value includes total cis-1,2 DCE and trans 1,2 DCE.



MW-10-2 Groundwater Data

GM Components Holdings, LLC
Lockport, New York

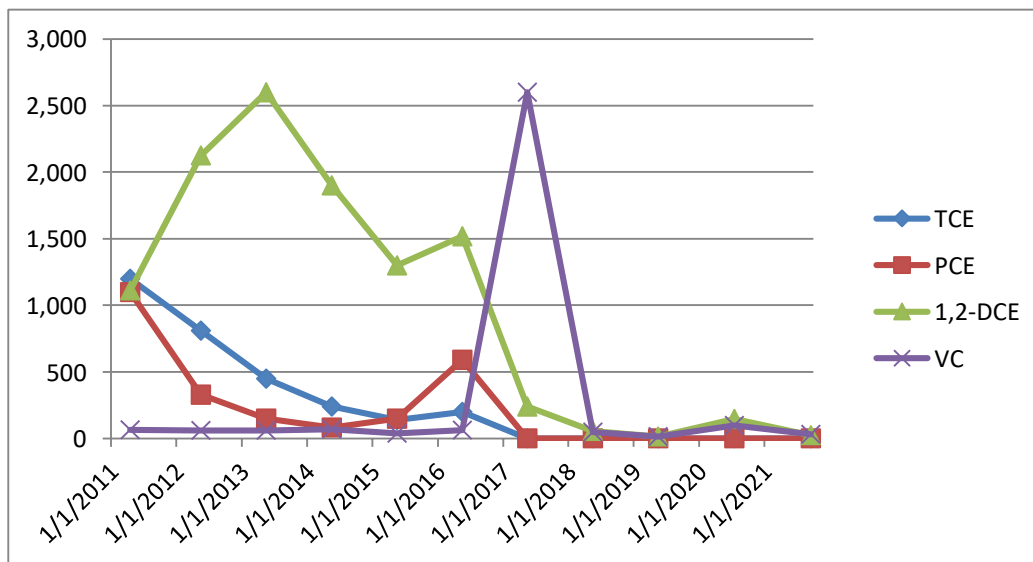
Date	TCE	PCE	1,2-DCE	VC
4/29/2011	1,200	1,100	1,110	66
5/2/2012	810	330	2,126	60
5/9/2013	450	150	2,600	60
5/22/2014	240	83	1900	70
5/19/2015	140	150	1,300	38
5/17/2016	200	590	1,520	62
5/8/2017	<	<	241	2600
5/30/2018	<	<	57	49
5/29/2019	<	<	15	15
7/6/2020	1	<	146.5	98
9/1/2021	<	<	23.6	33

Notes:

Results are provided in parts per billion (ppb)

< = non-detect laboratory result

1,2 DCE value includes total cis-1,2 DCE and trans 1,2 DCE.



MW-10-3 Groundwater Data

GM Components Holdings, LLC
Lockport, New York

Date	TCE	PCE	1,2-DCE	VC
4/29/2011	6	13	11	<
5/2/2012	7	14	14	<
5/9/2013	24	24	38	1.4
5/22/2014	9	14	11	<
5/20/2015	7.2	13	10	<
5/18/2016	3	3.4	7.2	<
5/8/2017	3.8	2.4	3.7	<
5/18/2018	2.9	2	2.1	<
5/29/2019	4.5	3.1	3.6	<
7/6/2020	3.5	3	1.2	<
8/27/2021	12	13	12	<

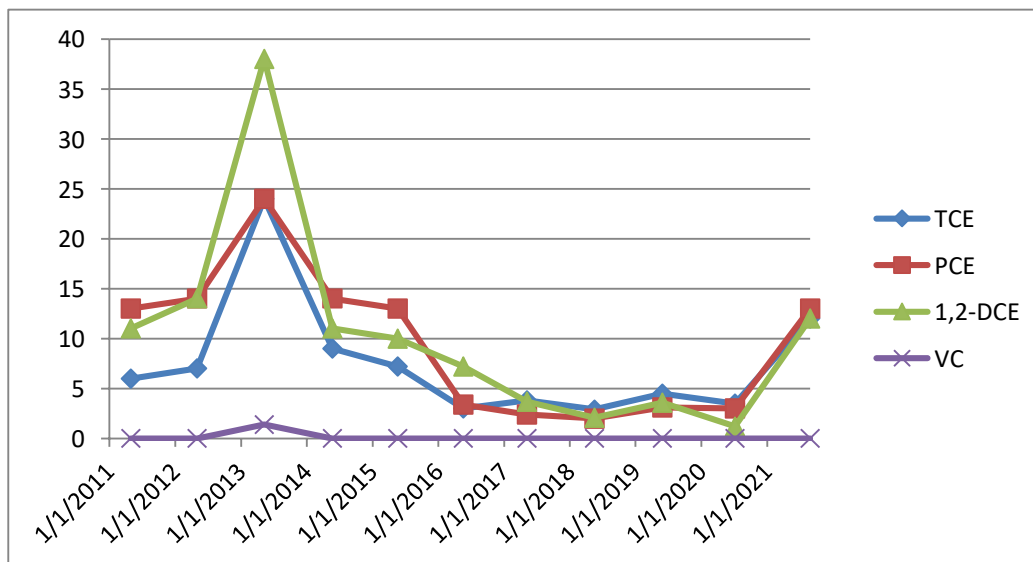
Notes:

Results are provided in parts per billion (ppb)

< = non-detect laboratory result

Results on 4/29/2011 are the higher of the sample or its respective duplicate sample.

1,2 DCE value includes total cis-1,2 DCE and trans 1,2 DCE.





APPENDIX C

DATA QUALITY ASSESSMENT AND VERIFICATION REPORT

Technical Memorandum

November 08, 2021

To	Denis Conley [dconley@haleyaldrich.com]	Tel	773-380-9241
Copy to	Claire Mondello [cmondello@haleyaldrich.com] Tom Bohlen [Thomas.bohlen@gza.com] Kathy Willy	Email	nancy.bergstrom@ghd.com
From	Nancy Bergstrom/cs/297-NF	Ref. No.	058507-256043
Subject	Analytical Results and Reduced Validation Annual Groundwater Monitoring GM Components Holdings–BCP Sites Lockport, New York August and September 2021		

1. Introduction

This document details a reduced validation of analytical results for groundwater samples collected in support of the Annual Groundwater Monitoring at the GM Components Holdings-BCP Sites during August and September 2021. Samples were submitted to Eurofins TestAmerica located in Amherst, New York. A sample collection and analysis summary is presented in Table 1. The validated analytical results are summarized in Table 2. A summary of the analytical methodology is presented in Table 3.

Standard GHD report deliverables were submitted by the laboratory. The final results and supporting quality assurance/quality control (QA/QC) data were assessed. Evaluation of the data was based on information obtained from the chain of custody forms, finished report forms, method blank data, duplicate data, recovery data from surrogate spikes/laboratory control samples (LCS)/matrix spikes (MS), and field QA/QC samples.

The QA/QC criteria by which these data have been assessed are outlined in the analytical methods referenced in Table 3 and applicable guidance from the documents entitled:

1. "USEPA Contract Laboratory Program National Functional Guidelines for Inorganic Superfund Data Review", United States Environmental Protection Agency (USEPA)-540-R-10-011, January 2010.
2. "USEPA Contract Laboratory Program National Functional Guidelines for Superfund Organic Methods Data Review", USEPA 540-R-08-01, June 2008.

These items will subsequently be referred to as the "Guidelines" in this Memorandum.

2. Sample Holding Time and Preservation

The sample holding time criteria for the analyses are summarized in Table 3. Sample chain of custody documents and analytical reports were used to determine sample holding times. All samples were prepared and analyzed within the required holding times.

Three sample coolers were received at the laboratory with a temperature above 6°C. The coolers were delivered the day of sampling with ice present and qualification of investigative data is not required. All remaining samples were properly preserved, delivered on ice, and stored by the laboratory at the required temperature (0-6°C).

3. Laboratory Method Blank Analyses

Method blanks are prepared from a purified matrix and analyzed with investigative samples to determine the existence and magnitude of sample contamination introduced during the analytical procedures.

For this study, laboratory method blanks were analyzed at a minimum frequency of 1 per 20 investigative samples and/or 1 per analytical batch.

Most method blank results were non-detect. The majority of the investigative samples associated with the low-level detections reported either non-detect concentrations or concentrations significantly greater than the associated laboratory blank concentrations for the analytes of interest. These sample results were not impacted by the contamination detected. Associated positive sample results with similar concentrations to the levels reported in the blanks were qualified as non-detect. A summary of qualified results is presented in Table 4.

4. Surrogate Spike Recoveries - Organic Analyses

In accordance with the methods employed, all samples, blanks, and QC samples analyzed for organics are spiked with surrogate compounds prior to sample extraction and/or analysis. Surrogate recoveries provide a means to evaluate the effects of laboratory performance on individual sample matrices.

All samples submitted for volatile organic compound (VOC) or polynuclear aromatic hydrocarbons (PAH) determinations were spiked with the appropriate number of surrogate compounds prior to sample extraction and/or analysis.

Each individual surrogate compound is expected to meet the laboratory control limits with the exception of PAH analyses. According to the "Guidelines" for PAH analyses, up to one outlying surrogate in the base/neutral fraction is acceptable as long as the recovery is at least 10 percent.

Surrogate recoveries were assessed against laboratory control limits. All surrogate recoveries were within the laboratory control limits.

5. Laboratory Control Sample Analyses

LCS and/or laboratory control sample duplicates (LCSD) are prepared and analyzed as samples to assess the analytical efficiencies of the methods employed, independent of sample matrix effects. The relative percent difference (RPD) of the LCS/LCSD recoveries is used to evaluate analytical precision.

For this study, LCS/LCSD were analyzed at a minimum frequency of 1 per 20 investigative samples and/or 1 per analytical batch.

Organic Analyses

The LCS/LCSD contained all compounds of interest. One methane LCS recovery exceeded the percent recovery criteria. Table 5 lists the outlying LCS result. Associated sample data are qualified as noted in the

table. All remaining LCS recoveries and RPDs were within the laboratory control limits, demonstrating acceptable analytical accuracy and precision.

Inorganic Analyses

The LCS contained all analytes of interest. LCS recoveries were assessed per the "Guidelines". All LCS recoveries were within the control limits, demonstrating acceptable analytical accuracy.

6. Matrix Spike/Matrix Spike Duplicate (MS/MSD) Analyses

To evaluate the effects of sample matrices on the preparation process, measurement procedures, and accuracy of a particular analysis, samples are spiked with a known concentration of the analyte of concern and analyzed as MS/MSD samples. The RPD between the MS and MSD is used to assess analytical precision. If the original sample concentration is significantly greater than the spike concentration, the recovery is not assessed. If only the MS or MSD recovery was outside of control limits, no qualification of the data was performed based on the acceptable recovery of the companion spike and the acceptable RPD.

MS/MSD analyses were performed as specified in Table 1. The laboratory performed additional site-specific MS/MSD analyses internally.

Organic Analyses

The MS/MSD samples were spiked with all compounds of interest. Most percent recoveries and RPD values were within the laboratory control limits, demonstrating acceptable analytical accuracy and precision. Several PAH RPDs exceeded the laboratory control limits. These analytes were not detected in the associated investigative samples and qualification was not required.

Inorganic Analyses

The MS/MSD samples were spiked with the analytes of interest, and the results were evaluated using the "Guidelines". All percent recoveries and RPD values were within the control limits, demonstrating acceptable analytical accuracy and precision.

7. Matrix Spike Analyses

To evaluate the effects of sample matrices on the preparation, measurement procedures, and accuracy of a particular analysis, samples are spiked with a known concentration of the analyte of concern and analyzed as MS samples. For this study, MS samples for inorganic analyses were prepared and analyzed by the laboratory.

The MS results were evaluated per the "Guidelines".

With the exception of alkalinity, ammonia and nitrite, all MS analyses performed were acceptable, demonstrating acceptable analytical accuracy. Table 6 lists outlying MS recoveries. Associated sample data are qualified as noted in the table.

8. Duplicate Sample Analyses

Analytical precision is evaluated based on the analysis of laboratory duplicate samples. For this study, duplicate samples were prepared and analyzed by the laboratory for inorganic analyses. The duplicate results were evaluated per the "Guidelines". All duplicate analyses performed were acceptable, demonstrating acceptable analytical precision.

9. Field QA/QC Samples

The field QA/QC consisted of seven trip blank samples and two field duplicate sample sets.

Trip Blank Sample Analysis

To evaluate contamination from sample collection, transportation, storage, and analytical activities, seven trip blank samples were submitted to the laboratory for VOC analysis. Tetrachloroethene was detected in one trip blank sample. The associated investigative samples reported non-detect concentrations or concentrations significantly greater than the trip blank concentration. These sample results were not impacted by the contamination detected. All remaining results were non-detect for the compounds of interest.

Field Duplicate Sample Analysis

To assess the analytical and sampling protocol precision, two field duplicate sample sets were collected and submitted "blind" to the laboratory, as specified in Table 1. The RPDs associated with these duplicate samples must be less than 50 percent for water samples. If the reported concentration in either the investigative sample or its duplicate is less than five times the reporting limit (RL), the evaluation criteria is one times the RL value for water samples.

All field duplicate results were within acceptable agreement, demonstrating acceptable sampling and analytical precision.

10. Analyte Reporting

The laboratory reported detected results down to the laboratory's method detection limit (MDL) for each analyte. Positive analyte detections less than the RL but greater than the MDL were reported as estimated (J) in Table 2 unless qualified otherwise in this memorandum. Non-detect results were presented as non-detect at the RL in Table 2.

11. Conclusion

Based on the assessment detailed in the foregoing, the data summarized in Table 2 are acceptable with the specific qualifications noted herein.

Regards,



Nancy Bergstrom
Digital Intelligence - Data Management - Data Validator

Table 1

**Sample Collection and Analysis Summary
Annual Groundwater Monitoring
GM Components Holdings-BCP Sites
Lockport, New York
August and September 2021**

Sample Identification	Location	Matrix	Collection Date (mm/dd/yyyy)	Collection Time (hr:min)	Analysis/Parameters										Comments
					Select VOC	PAH	Dissolved Gases	Select Metals	Chloride, Sulfate	Ammonia	Nitrate, Nitrite	TOC	Alkalinity	Sulfide	
MW-7-1R-082321	MW-7-1	Water	08/23/2021	09:00	X	X	X	X	X	X	X	X	X	X	
MW-7-2-082321	MW-7-2	Water	08/23/2021	12:45	X	X	X	X	X	X	X	X	X	X	
MW-7-3-082321	MW-7-3	Water	08/23/2021	10:45	X	X	X	X	X	X	X	X	X	X	
MW-7-5-082321	MW-7-5	Water	08/23/2021	15:35	X	X	X	X	X	X	X	X	X	X	
Trip Blank-082321	-	Water	08/23/2021	-	X										Trip Blank
MW-6-1-082421	MW-6-1	Water	08/24/2021	10:50	X	X	X	X	X	X	X	X	X	X	
MW-6-2-082421	MW-6-2	Water	08/24/2021	09:20	X	X	X	X	X	X	X	X	X	X	
MW-7-6-082421	MW-7-6	Water	08/24/2021	12:50	X	X	X	X	X	X	X	X	X	X	
TRIP BLANK-082421	-	Water	08/24/2021	-	X										Trip Blank
MW-7-4-082521	MW-7-4	Water	08/25/2021	13:10	X	X	X	X	X	X	X	X	X	X	
MW-8-4-082521	MW-8-4	Water	08/25/2021	11:13	X	X	X	X	X	X	X	X	X	X	
MW-7-C-2-082521	MW-7-C-2	Water	08/25/2021	08:40	X	X	X	X	X	X	X	X	X	X	
GW-DUPE-082521	MW-8-4	Water	08/25/2021	15:00	X	X	X	X	X	X	X	X	X	X	Field duplicate of sample MW-8-4-082521
MW-8-003-B-082621	MW-8-003-B	Water	08/26/2021	10:25	X	X	X	X	X	X	X	X	X	X	MS/MSD
MW-6-F-8-082621	MW-6-F-8	Water	08/26/2021	12:45	X	X	X	X	X	X	X	X	X	X	
Trip Blank-082621	-	Water	08/26/2021	-	X										Trip Blank
MW-7-7-082721	MW-7-7	Water	08/27/2021	08:30	X	X	X	X	X	X	X	X	X	X	
MW-7-A-6-082721	MW-7-A-6	Water	08/27/2021	09:45	X	X	X	X	X	X	X	X	X	X	
MW-7-8-082721	MW-7-8	Water	08/27/2021	14:00		X	X	X	X	X	X	X	X	X	
MW-6-F-8-082621	MW-6-F-8	Water	08/26/2021	12:45		X									
MW-10-3-082721	MW-10-3	Water	08/27/2021	13:00	X	X	X	X	X	X	X	X	X	X	

Table 1

**Sample Collection and Analysis Summary
Annual Groundwater Monitoring
GM Components Holdings-BCP Sites
Lockport, New York
August and September 2021**

Sample Identification	Location	Matrix	Collection Date (mm/dd/yyyy)	Collection Time (hr:min)	Analysis/Parameters										Comments		
					Select VOC	PAH	Dissolved Gases	Select Metals	Chloride, Sulfate	Ammonia	Nitrate, Nitrite	TOC	Alkalinity	Sulfide			
TRIP BLANK-082721	-	Water	08/27/2021	-	X												Trip Blank
MW-8-1-083021	MW-8-1	Water	08/30/2021	11:00	X		X	X	X	X	X	X	X	X			
MW-8-2-083021	MW-8-2	Water	08/30/2021	12:40	X		X	X	X	X	X	X	X	X			
TK-6-083021	TK-6	Water	08/30/2021	14:40	X		X	X	X	X	X	X	X	X			
TRIP BLANK-083021	-	Water	08/30/2021	-	X												Trip Blank
MW-9-101-A-083121	MW-9-101-A	Water	08/31/2021	12:40	X	X	X	X	X	X	X	X	X	X			MS/MSD
MW-9-12-083121	MW-9-12	Water	08/31/2021	10:00	X	X	X	X	X	X	X	X	X	X			
MW-8-3-083121	MW-8-3	Water	08/31/2021	14:35	X		X	X	X	X	X	X	X	X			
TRIP BLANK-083121	-	Water	08/31/2021	-	X												Trip Blank
GW-DUPE-090121	MW-10-2	Water	09/01/2021	15:00	X		X	X	X	X	X	X	X	X			Field duplicate of sample MW-10-2-090121
MW-7-P-1-090121	MW-7-P-1	Water	09/01/2021	09:00	X		X	X	X	X	X	X	X	X			
MW-10-2-090121	MW-10-2	Water	09/01/2021	11:00	X		X	X	X	X	X	X	X	X			
BLDG-10-MW-1-090121	BLDG-10-MW-1	Water	09/01/2021	13:00	X		X	X	X	X	X	X	X	X			
TRIP BLANK-090121	-	Water	09/01/2021	-	X												Trip Blank

Notes:

- VOC - Volatile Organic Compounds
- PAH - Polynuclear Aromatic Hydrocarbons
- TOC - Total Organic Carbon
- MS/MSD - Matrix Spike/Matrix Spike Duplicate
- - Not applicable

Table 2

**Validated Analytical Results Summary
Annual Groundwater Monitoring
GM Components Holdings - BCP Sites
Lockport, New York
August and September 2021**

Location ID:	BLDG-10-MW-1	MW-6-1	MW-6-2	MW-6-F-8	MW-7-1
Sample Name:	BLDG-10-MW-1-090121	MW-6-1-082421	MW-6-2-082421	MW-6-F-8-082621	MW-7-1R-082321
Sample Date:	09/01/2021	08/24/2021	08/24/2021	08/26/2021	08/23/2021
Depth:	--	--	--	--	--

Parameters**Unit****Volatile Organic Compounds**

Parameter	BLDG-10-MW-1	MW-6-1	MW-6-2	MW-6-F-8	MW-7-1
cis-1,2-Dichloroethene	2000 U	1.0 U	1.0 U	2.0 U	4.0 U
Tetrachloroethene	140000	1.0 U	1.0 U	2.0 U	4.0 U
trans-1,2-Dichloroethene	2000 U	1.0 U	1.0 U	2.0 U	4.0 U
Trichloroethene	4100	1.0 U	1.0 U	2.0 U	4.0 U
Vinyl chloride	2000 U	1.0 U	1.0 U	2.0 U	4.0 U

Semivolatile Organic Compounds

Parameter	BLDG-10-MW-1	MW-6-1	MW-6-2	MW-6-F-8	MW-7-1
Acenaphthene	--	--	--	--	--
Acenaphthylene	--	--	--	--	--
Anthracene	--	--	--	--	--
Benzo(a)anthracene	--	--	--	--	--
Benzo(a)pyrene	--	--	--	--	--
Benzo(b)fluoranthene	--	--	--	--	--
Benzo(g,h,i)perylene	--	--	--	--	--
Benzo(k)fluoranthene	--	--	--	--	--
Chrysene	--	--	--	--	--
Dibenz(a,h)anthracene	--	--	--	--	--
Fluoranthene	--	--	--	--	--
Fluorene	--	--	--	--	--
Indeno(1,2,3-cd)pyrene	--	--	--	--	--
Naphthalene	--	--	--	--	--
Phenanthrene	--	--	--	--	--
Pyrene	--	--	--	--	--

Dissolved Gases

Parameter	BLDG-10-MW-1	MW-6-1	MW-6-2	MW-6-F-8	MW-7-1
Carbon dioxide	67000	100000	40000	54000	59000
Ethane	7.5 U	7.5 U	7.5 U	7.5 U	7.5 U
Ethene	2.7 J	7.0 U	7.0 U	7.0 U	7.0 U
Methane	4.6	110	4.0 U	4.0 U	24 J

Table 2

**Validated Analytical Results Summary
Annual Groundwater Monitoring
GM Components Holdings - BCP Sites
Lockport, New York
August and September 2021**

Location ID:	BLDG-10-MW-1	MW-6-1	MW-6-2	MW-6-F-8	MW-7-1
Sample Name:	BLDG-10-MW-1-090121	MW-6-1-082421	MW-6-2-082421	MW-6-F-8-082621	MW-7-1R-082321
Sample Date:	09/01/2021	08/24/2021	08/24/2021	08/26/2021	08/23/2021
Depth:	--	--	--	--	--

Parameters**Unit****Metals**

Iron	mg/L	1.1	19.9	0.079 U	0.036 J	0.17
Magnesium	mg/L	103	63.4	48.5	97.4	156
Manganese	mg/L	0.70	3.9	0.43	0.20	0.76
Potassium	mg/L	4.7	4.2	5.2	4.1	7.2
Sodium	mg/L	137	561	616	1460	1090

General Chemistry

Alkalinity, total (as CaCO ₃)	mg/L	306	455 J	406 J	412 J	309 J
Ammonia-N	mg/L	0.14 J	1.1 J	0.020 U	0.020 UJ	0.025 J
Chloride	mg/L	591	1090	1210	2340	2560
Nitrate (as N)	mg/L	0.050 U	0.032 J	0.024 J	0.076 U	0.020 J
Nitrite (as N)	mg/L	0.050 U	0.027 J	0.050 U	0.050 U	0.050 U
Sulfate	mg/L	224	39.4	93.7	299	114
Sulfide	mg/L	1.0 U	1.0 U	1.0 U	1.0 U	1.0 U
Total organic carbon (TOC)	mg/L	4.7	6.2	2.2	1.3	1.5

Table 2

**Validated Analytical Results Summary
Annual Groundwater Monitoring
GM Components Holdings - BCP Sites
Lockport, New York
August and September 2021**

Location ID:	MW-7-2	MW-7-3	MW-7-4	MW-7-5	MW-7-6	
Sample Name:	MW-7-2-082321	MW-7-3-082321	MW-7-4-082521	MW-7-5-082321	MW-7-6-082421	
Sample Date:	08/23/2021	08/23/2021	08/25/2021	08/23/2021	08/24/2021	
Depth:	--	--	--	--	--	
Parameters	Unit					
Volatile Organic Compounds						
cis-1,2-Dichloroethene	µg/L	1.0 U	2.0 U	1.0 U	730	690
Tetrachloroethene	µg/L	1.0 U	2.0 U	1.0 U	6500	580
trans-1,2-Dichloroethene	µg/L	1.0 U	2.0 U	1.0 U	12	10 U
Trichloroethene	µg/L	1.0 U	2.0 U	2.2	990	340
Vinyl chloride	µg/L	1.0 U	2.0 U	1.0 U	5.4	10 U
Semivolatile Organic Compounds						
Acenaphthene	µg/L	--	--	--	--	--
Acenaphthylene	µg/L	--	--	--	--	--
Anthracene	µg/L	--	--	--	--	--
Benzo(a)anthracene	µg/L	--	--	--	--	--
Benzo(a)pyrene	µg/L	--	--	--	--	--
Benzo(b)fluoranthene	µg/L	--	--	--	--	--
Benzo(g,h,i)perylene	µg/L	--	--	--	--	--
Benzo(k)fluoranthene	µg/L	--	--	--	--	--
Chrysene	µg/L	--	--	--	--	--
Dibenz(a,h)anthracene	µg/L	--	--	--	--	--
Fluoranthene	µg/L	--	--	--	--	--
Fluorene	µg/L	--	--	--	--	--
Indeno(1,2,3-cd)pyrene	µg/L	--	--	--	--	--
Naphthalene	µg/L	--	--	--	--	--
Phenanthrene	µg/L	--	--	--	--	--
Pyrene	µg/L	--	--	--	--	--
Dissolved Gases						
Carbon dioxide	µg/L	31000	83000	30000	66000	38000
Ethane	µg/L	7.5 U	7.5 U	7.5 U	7.5 U	5.3 J
Ethene	µg/L	7.0 U	7.0 U	7.0 U	7.0 U	7.0 U
Methane	µg/L	4.0 U	130 J	4.0 U	13	170

Table 2

**Validated Analytical Results Summary
Annual Groundwater Monitoring
GM Components Holdings - BCP Sites
Lockport, New York
August and September 2021**

	Location ID:	MW-7-2	MW-7-3	MW-7-4	MW-7-5	MW-7-6
	Sample Name:	MW-7-2-082321	MW-7-3-082321	MW-7-4-082521	MW-7-5-082321	MW-7-6-082421
	Sample Date:	08/23/2021	08/23/2021	08/25/2021	08/23/2021	08/24/2021
	Depth:	--	--	--	--	--
Parameters	Unit					
Metals						
Iron	mg/L	0.043 J	7.3	0.020 J	1.3	0.10 U
Magnesium	mg/L	35.3	142	40.2	101	90.1
Manganese	mg/L	0.0059	0.48	0.0037 U	1.2	0.30
Potassium	mg/L	1.2	27.7	3.0	8.2	13.4
Sodium	mg/L	109	4920	257	2320	3180
General Chemistry						
Alkalinity, total (as CaCO ₃)	mg/L	322 J	407 J	358 J	375 J	306 J
Ammonia-N	mg/L	0.020 U	1.1 J	0.020 UJ	0.068 J	0.071 J
Chloride	mg/L	195	8760	413	5990	5890
Nitrate (as N)	mg/L	0.038 J	0.044 J	0.050 U	1.0	0.043 J
Nitrite (as N)	mg/L	0.050 U	0.050 U	0.050 U	0.068	0.050 U
Sulfate	mg/L	24.8	681	59.3	382	278
Sulfide	mg/L	1.0 U	1.0 U	1.0 U	1.0 U	1.0 U
Total organic carbon (TOC)	mg/L	1.5	3.8	1.0	5.1	2.4

Table 2

Validated Analytical Results Summary
 Annual Groundwater Monitoring
 GM Components Holdings - BCP Sites
 Lockport, New York
 August and September 2021

	Location ID:	MW-7-7	MW-7-8	MW-7-A-6	MW-7-C-2	MW-7-P-1
	Sample Name:	MW-7-7-082721	MW-7-8-082721	MW-7-A-6-082721	MW-7-C-2-082521	MW-7-P-1-090121
	Sample Date:	08/27/2021	08/27/2021	08/27/2021	08/25/2021	09/01/2021
	Depth:	--	--	--	--	--
Parameters	Unit					
Volatile Organic Compounds						
cis-1,2-Dichloroethene	µg/L	39000	410	90000	310	1.7
Tetrachloroethene	µg/L	67000	670	15000	5.0 U	1.0 U
trans-1,2-Dichloroethene	µg/L	2000 U	10 U	2000 U	5.0 U	1.5
Trichloroethene	µg/L	5300	300	3200	5.0 U	0.46 J
Vinyl chloride	µg/L	8400	180	20000	44	1.6
Semivolatile Organic Compounds						
Acenaphthene	µg/L	--	--	--	--	--
Acenaphthylene	µg/L	--	--	--	--	--
Anthracene	µg/L	--	--	--	--	--
Benzo(a)anthracene	µg/L	--	--	--	--	--
Benzo(a)pyrene	µg/L	--	--	--	--	--
Benzo(b)fluoranthene	µg/L	--	--	--	--	--
Benzo(g,h,i)perylene	µg/L	--	--	--	--	--
Benzo(k)fluoranthene	µg/L	--	--	--	--	--
Chrysene	µg/L	--	--	--	--	--
Dibenz(a,h)anthracene	µg/L	--	--	--	--	--
Fluoranthene	µg/L	--	--	--	--	--
Fluorene	µg/L	--	--	--	--	--
Indeno(1,2,3-cd)pyrene	µg/L	--	--	--	--	--
Naphthalene	µg/L	--	--	--	--	--
Phenanthrene	µg/L	--	--	--	--	--
Pyrene	µg/L	--	--	--	--	--
Dissolved Gases						
Carbon dioxide	µg/L	71000	21000	210000	25000	100000
Ethane	µg/L	32 J	6.5 J	72 J	7.5 U	83 U
Ethene	µg/L	610	2.3 J	5700	5.3 J	77 U
Methane	µg/L	840	6.5	1600	1000	4600

Table 2

Validated Analytical Results Summary
 Annual Groundwater Monitoring
 GM Components Holdings - BCP Sites
 Lockport, New York
 August and September 2021

Location ID:	MW-7-7	MW-7-8	MW-7-A-6	MW-7-C-2	MW-7-P-1
Sample Name:	MW-7-7-082721	MW-7-8-082721	MW-7-A-6-082721	MW-7-C-2-082521	MW-7-P-1-090121
Sample Date:	08/27/2021	08/27/2021	08/27/2021	08/25/2021	09/01/2021
Depth:	--	--	--	--	--

Parameters

Unit

Metals

Iron	mg/L	0.069	19.2	15.0	0.31	45.2
Magnesium	mg/L	191	183	153	79.9	203
Manganese	mg/L	0.042	0.70	2.1	0.12	2.9
Potassium	mg/L	43.7	48.5	4.0	7.2	23.4
Sodium	mg/L	1710	2240	649	119	198

General Chemistry

Alkalinity, total (as CaCO3)	mg/L	303 J	135 J	447 J	261 J	266
Ammonia-N	mg/L	3.3 J	0.41 J	0.083 J	0.31 J	131 J
Chloride	mg/L	3770	4960	1630	165	2350
Nitrate (as N)	mg/L	0.030 J	0.050 U	0.083	0.050 U	0.35
Nitrite (as N)	mg/L	0.050 U	0.050 U	0.050 UJ	0.050 U	0.094
Sulfate	mg/L	420	189	79.8	529	24.4 J
Sulfide	mg/L	8.8	1.0 U	1.0 U	1.0 U	1.0 U
Total organic carbon (TOC)	mg/L	11.6	1.6	12.9	0.92 J	5.5

Table 2

**Validated Analytical Results Summary
Annual Groundwater Monitoring
GM Components Holdings - BCP Sites
Lockport, New York
August and September 2021**

	Location ID:	MW-8-1	MW-8-2	MW-8-3	MW-8-003-B	MW-8-4
	Sample Name:	MW-8-1-083021	MW-8-2-083021	MW-8-3-083121	MW-8-003-B-082621	MW-8-4-082521
	Sample Date:	08/30/2021	08/30/2021	08/31/2021	08/26/2021	08/25/2021
	Depth:	--	--	--	--	--
Parameters	Unit					
Volatile Organic Compounds						
cis-1,2-Dichloroethene	µg/L	0.85 J	7500	6.2	1300	67
Tetrachloroethene	µg/L	1.0 U	40 U	2.0 U	2300	1.0 U
trans-1,2-Dichloroethene	µg/L	1.0 U	40 U	2.0 U	50 U	1.0 U
Trichloroethene	µg/L	1.0 U	40 U	1.3 J	550	12
Vinyl chloride	µg/L	1.0 U	930	14	170	29
Semivolatile Organic Compounds						
Acenaphthene	µg/L	--	--	--	--	--
Acenaphthylene	µg/L	--	--	--	--	--
Anthracene	µg/L	--	--	--	--	--
Benzo(a)anthracene	µg/L	--	--	--	--	--
Benzo(a)pyrene	µg/L	--	--	--	--	--
Benzo(b)fluoranthene	µg/L	--	--	--	--	--
Benzo(g,h,i)perylene	µg/L	--	--	--	--	--
Benzo(k)fluoranthene	µg/L	--	--	--	--	--
Chrysene	µg/L	--	--	--	--	--
Dibenz(a,h)anthracene	µg/L	--	--	--	--	--
Fluoranthene	µg/L	--	--	--	--	--
Fluorene	µg/L	--	--	--	--	--
Indeno(1,2,3-cd)pyrene	µg/L	--	--	--	--	--
Naphthalene	µg/L	--	--	--	--	--
Phenanthrene	µg/L	--	--	--	--	--
Pyrene	µg/L	--	--	--	--	--
Dissolved Gases						
Carbon dioxide	µg/L	45000	34000	100000	9500	25000
Ethane	µg/L	16	7.7	13	7.5 U	83 U
Ethene	µg/L	7.0 U	8.1	7.0 U	13	77 U
Methane	µg/L	160	380	83	8.9	360

Table 2

**Validated Analytical Results Summary
Annual Groundwater Monitoring
GM Components Holdings - BCP Sites
Lockport, New York
August and September 2021**

	Location ID:	MW-8-1	MW-8-2	MW-8-3	MW-8-003-B	MW-8-4
	Sample Name:	MW-8-1-083021	MW-8-2-083021	MW-8-3-083121	MW-8-003-B-082621	MW-8-4-082521
	Sample Date:	08/30/2021	08/30/2021	08/31/2021	08/26/2021	08/25/2021
	Depth:	--	--	--	--	--
Parameters	Unit					
Metals						
Iron	mg/L	0.034 J	0.62	0.25	0.056	0.26
Magnesium	mg/L	118	58.0	55.6	12.3	50.7
Manganese	mg/L	0.11	0.025	7.7	0.15	0.27
Potassium	mg/L	19.5	16.6	386	5.8	11.2
Sodium	mg/L	633	237	327	2400	1790
General Chemistry						
Alkalinity, total (as CaCO ₃)	mg/L	288 J	320 J	324	300 J	319 J
Ammonia-N	mg/L	1.1	0.82	4.7 J	0.13 J	0.065 J
Chloride	mg/L	1370	489	1860	3460	2970
Nitrate (as N)	mg/L	0.050 U	0.026 J	0.024 J	0.050 U	0.050 U
Nitrite (as N)	mg/L	0.050 U	0.050 U	0.023 J	0.050 U	0.050 U
Sulfate	mg/L	835	157	35.3 J	142	329
Sulfide	mg/L	6.0	0.80 J	1.0 U	1.0 U	1.0 U
Total organic carbon (TOC)	mg/L	0.89 J	1.4	9.4	2.6	2.8

Table 2

**Validated Analytical Results Summary
Annual Groundwater Monitoring
GM Components Holdings - BCP Sites
Lockport, New York
August and September 2021**

Location ID:	MW-8-4	MW-9-12	MW-9-101-A	MW-10-2	MW-10-2	
Sample Name:	GW-DUPE-082521	MW-9-12-083121	MW-9-101-A-083121	MW-10-2-090121	GW-DUPE-090121	
Sample Date:	08/25/2021	08/31/2021	08/31/2021	09/01/2021	09/01/2021	
Depth:	-- Duplicate	--	--	--	-- Duplicate	
Parameters	Unit					
Volatile Organic Compounds						
cis-1,2-Dichloroethene	µg/L	67	1.0 U	4.0 U	19	19
Tetrachloroethene	µg/L	1.0 U	1.0 U	4.0 U	2.0 U	2.0 U
trans-1,2-Dichloroethene	µg/L	1.0 U	1.0 U	4.0 U	4.6	3.9
Trichloroethene	µg/L	12	1.0 U	4.0 U	2.0 U	2.0 U
Vinyl chloride	µg/L	29	1.0 U	4.0 U	33	24
Semivolatile Organic Compounds						
Acenaphthene	µg/L	--	5.0 U	5.0 U	--	--
Acenaphthylene	µg/L	--	5.0 U	5.0 U	--	--
Anthracene	µg/L	--	5.0 U	5.0 U	--	--
Benzo(a)anthracene	µg/L	--	5.0 U	5.0 U	--	--
Benzo(a)pyrene	µg/L	--	5.0 U	5.0 U	--	--
Benzo(b)fluoranthene	µg/L	--	5.0 U	5.0 U	--	--
Benzo(g,h,i)perylene	µg/L	--	5.0 U	5.0 U	--	--
Benzo(k)fluoranthene	µg/L	--	5.0 U	5.0 U	--	--
Chrysene	µg/L	--	5.0 U	5.0 U	--	--
Dibenz(a,h)anthracene	µg/L	--	5.0 U	5.0 U	--	--
Fluoranthene	µg/L	--	5.0 U	5.0 U	--	--
Fluorene	µg/L	--	5.0 U	5.0 U	--	--
Indeno(1,2,3-cd)pyrene	µg/L	--	5.0 U	5.0 U	--	--
Naphthalene	µg/L	--	5.0 U	5.0 U	--	--
Phenanthrene	µg/L	--	5.0 U	5.0 U	--	--
Pyrene	µg/L	--	5.0 U	5.0 U	--	--
Dissolved Gases						
Carbon dioxide	µg/L	24000	28000	31000	22000	20000
Ethane	µg/L	83 U	7.5 U	7.5 U	21 J	83 U
Ethene	µg/L	77 U	7.0 U	7.0 U	47 J	34 J
Methane	µg/L	500	13	4.0 U	600	480

Table 2

Validated Analytical Results Summary
 Annual Groundwater Monitoring
 GM Components Holdings - BCP Sites
 Lockport, New York
 August and September 2021

	Location ID:	MW-8-4	MW-9-12	MW-9-101-A	MW-10-2	MW-10-2
	Sample Name:	GW-DUPE-082521	MW-9-12-083121	MW-9-101-A-083121	MW-10-2-090121	GW-DUPE-090121
	Sample Date:	08/25/2021	08/31/2021	08/31/2021	09/01/2021	09/01/2021
	Depth:	--	--	--	--	--
		Duplicate				Duplicate
Parameters	Unit					
Metals						
Iron	mg/L	0.27	0.14	0.050 U	0.35	0.33
Magnesium	mg/L	51.3	36.3	133	52.8	51.7
Manganese	mg/L	0.27	0.40	0.019	0.20	0.19
Potassium	mg/L	11.3	5.2	28.3	8.1	7.9
Sodium	mg/L	1810	621	1940	1230	1200
General Chemistry						
Alkalinity, total (as CaCO3)	mg/L	313	329	250	285	283
Ammonia-N	mg/L	0.065 J	0.041 J	0.020 UJ	0.32 J	0.30 J
Chloride	mg/L	2930	984	3430	1990	2060
Nitrate (as N)	mg/L	0.050 U	0.16	0.54	0.050 U	0.031 J
Nitrite (as N)	mg/L	0.050 U	0.022 J	0.028 J	0.050 U	0.050 U
Sulfate	mg/L	325	128	1290	146	151
Sulfide	mg/L	1.0 U	1.0 U	1.0 U	0.80 J	0.80 J
Total organic carbon (TOC)	mg/L	2.8	1.5	4.0	1.9	1.8

Table 2

Validated Analytical Results Summary
 Annual Groundwater Monitoring
 GM Components Holdings - BCP Sites
 Lockport, New York
 August and September 2021

Location ID:	MW-10-3	TK-6	TRIP BLANK	TRIP BLANK	TRIP BLANK
Sample Name:	MW-10-3-082721	TK-6-083021	Trip Blank-082321	TRIP BLANK-082421	Trip Blank-082621
Sample Date:	08/27/2021	08/30/2021	08/23/2021	08/24/2021	08/26/2021
Depth:	--	--	--	--	--

Parameters

Unit

Volatile Organic Compounds

cis-1,2-Dichloroethene	µg/L	12	1.0 U	1.0 U	1.0 U	1.0 U
Tetrachloroethene	µg/L	13	1.0 U	0.87 J	1.0 U	1.0 U
trans-1,2-Dichloroethene	µg/L	1.0 U	1.0 U	1.0 U	1.0 U	1.0 U
Trichloroethene	µg/L	12	1.0 U	1.0 U	1.0 U	1.0 U
Vinyl chloride	µg/L	1.0 U	1.0 U	1.0 U	1.0 U	1.0 U

Semivolatile Organic Compounds

Acenaphthene	µg/L	--	--	--	--	--
Acenaphthylene	µg/L	--	--	--	--	--
Anthracene	µg/L	--	--	--	--	--
Benzo(a)anthracene	µg/L	--	--	--	--	--
Benzo(a)pyrene	µg/L	--	--	--	--	--
Benzo(b)fluoranthene	µg/L	--	--	--	--	--
Benzo(g,h,i)perylene	µg/L	--	--	--	--	--
Benzo(k)fluoranthene	µg/L	--	--	--	--	--
Chrysene	µg/L	--	--	--	--	--
Dibenz(a,h)anthracene	µg/L	--	--	--	--	--
Fluoranthene	µg/L	--	--	--	--	--
Fluorene	µg/L	--	--	--	--	--
Indeno(1,2,3-cd)pyrene	µg/L	--	--	--	--	--
Naphthalene	µg/L	--	--	--	--	--
Phenanthrene	µg/L	--	--	--	--	--
Pyrene	µg/L	--	--	--	--	--

Dissolved Gases

Carbon dioxide	µg/L	9800	31000	--	--	--
Ethane	µg/L	7.5 U	7.5 U	--	--	--
Ethene	µg/L	7.0 U	7.0 U	--	--	--
Methane	µg/L	4.0 U	4.0 U	--	--	--

Table 2

Validated Analytical Results Summary
 Annual Groundwater Monitoring
 GM Components Holdings - BCP Sites
 Lockport, New York
 August and September 2021

Location ID:	MW-10-3	TK-6	TRIP BLANK	TRIP BLANK	TRIP BLANK
Sample Name:	MW-10-3-082721	TK-6-083021	Trip Blank-082321	TRIP BLANK-082421	Trip Blank-082621
Sample Date:	08/27/2021	08/30/2021	08/23/2021	08/24/2021	08/26/2021
Depth:	--	--	--	--	--

Parameters

Unit

Metals

Iron	mg/L	0.050 U	0.050 U	--	--	--
Magnesium	mg/L	33.2	28.6	--	--	--
Manganese	mg/L	0.0073	0.0030 U	--	--	--
Potassium	mg/L	4.6	1.1	--	--	--
Sodium	mg/L	119	683	--	--	--

General Chemistry

Alkalinity, total (as CaCO3)	mg/L	164 J	376 J	--	--	--
Ammonia-N	mg/L	0.020 UJ	0.020 U	--	--	--
Chloride	mg/L	173	987	--	--	--
Nitrate (as N)	mg/L	0.13	0.52	--	--	--
Nitrite (as N)	mg/L	0.050 UJ	0.050 U	--	--	--
Sulfate	mg/L	252	151	--	--	--
Sulfide	mg/L	1.0 U	1.0 U	--	--	--
Total organic carbon (TOC)	mg/L	1.3	0.96 J	--	--	--

Table 2

**Validated Analytical Results Summary
Annual Groundwater Monitoring
GM Components Holdings - BCP Sites
Lockport, New York
August and September 2021**

	Location ID:	TRIP BLANK	TRIP BLANK	TRIP BLANK	TRIP BLANK
	Sample Name:	TRIP BLANK-082721	TRIP BLANK-083021	TRIP BLANK-083121	TRIP BLANK-090121
	Sample Date:	08/27/2021	08/30/2021	08/31/2021	09/01/2021
	Depth:	--	--	--	--
Parameters	Unit				
Volatile Organic Compounds					
cis-1,2-Dichloroethene	µg/L	1.0 U	1.0 U	1.0 U	1.0 U
Tetrachloroethene	µg/L	1.0 U	1.0 U	1.0 U	1.0 U
trans-1,2-Dichloroethene	µg/L	1.0 U	1.0 U	1.0 U	1.0 U
Trichloroethene	µg/L	1.0 U	1.0 U	1.0 U	1.0 U
Vinyl chloride	µg/L	1.0 U	1.0 U	1.0 U	1.0 U
Semivolatile Organic Compounds					
Acenaphthene	µg/L	--	--	--	--
Acenaphthylene	µg/L	--	--	--	--
Anthracene	µg/L	--	--	--	--
Benzo(a)anthracene	µg/L	--	--	--	--
Benzo(a)pyrene	µg/L	--	--	--	--
Benzo(b)fluoranthene	µg/L	--	--	--	--
Benzo(g,h,i)perylene	µg/L	--	--	--	--
Benzo(k)fluoranthene	µg/L	--	--	--	--
Chrysene	µg/L	--	--	--	--
Dibenz(a,h)anthracene	µg/L	--	--	--	--
Fluoranthene	µg/L	--	--	--	--
Fluorene	µg/L	--	--	--	--
Indeno(1,2,3-cd)pyrene	µg/L	--	--	--	--
Naphthalene	µg/L	--	--	--	--
Phenanthrene	µg/L	--	--	--	--
Pyrene	µg/L	--	--	--	--
Dissolved Gases					
Carbon dioxide	µg/L	--	--	--	--
Ethane	µg/L	--	--	--	--
Ethene	µg/L	--	--	--	--
Methane	µg/L	--	--	--	--

Table 2

Validated Analytical Results Summary
 Annual Groundwater Monitoring
 GM Components Holdings - BCP Sites
 Lockport, New York
 August and September 2021

	Location ID:	TRIP BLANK	TRIP BLANK	TRIP BLANK	TRIP BLANK
	Sample Name:	TRIP BLANK-082721	TRIP BLANK-083021	TRIP BLANK-083121	TRIP BLANK-090121
	Sample Date:	08/27/2021	08/30/2021	08/31/2021	09/01/2021
	Depth:	--	--	--	--
Parameters	Unit				
Metals					
Iron	mg/L	--	--	--	--
Magnesium	mg/L	--	--	--	--
Manganese	mg/L	--	--	--	--
Potassium	mg/L	--	--	--	--
Sodium	mg/L	--	--	--	--
General Chemistry					
Alkalinity, total (as CaCO3)	mg/L	--	--	--	--
Ammonia-N	mg/L	--	--	--	--
Chloride	mg/L	--	--	--	--
Nitrate (as N)	mg/L	--	--	--	--
Nitrite (as N)	mg/L	--	--	--	--
Sulfate	mg/L	--	--	--	--
Sulfide	mg/L	--	--	--	--
Total organic carbon (TOC)	mg/L	--	--	--	--

Notes:

- J - Estimated concentration
- U - Not detected at the associated reporting limit
- UJ - Not detected, associated reporting limit is estimated
- - Not applicable

Table 3

**Analytical Methods
Annual Groundwater Monitoring
GM Components Holdings-BCP Sites
Lockport, New York
August and September 2021**

Parameter	Method	Matrix	Holding Time	
			Collection to Extraction (Days)	Collection or Extraction to Analysis (Days)
Select Volatile Organic Compounds (VOC)	SW-846 8260C	Water	-	14
Polynuclear Aromatic Hydrocarbons (PAH)	SW-846 8270D	Water	7	40
Methane, Ethane, Ethene, Carbon dioxide	RSK 175	Water	-	14
Select Metals	SW-846 6010C	Water	-	180
Chloride, Sulfate	EPA 300.0	Water	-	28
Ammonia -N	EPA 350.1	Water	-	28
Nitrate, Nitrite	EPA 353.2	Water	-	48 hours
Total Organic Carbon (TOC)	SW 846 9060A	Water	-	28
Alkalinity	SM 2320B	Water	-	14
Sulfide	SM 4500 S2 F	Water	-	7

Notes:

- Not applicable
- N - Nitrogen

Method References:

- SW-846 - "Test Methods for Evaluating Solid Waste, Physical/Chemical Methods", SW-846, Third Edition, 1986, with subsequent revisions
- SM - "Standard Methods for the Examination of Water and Wastewater", 18th Edition, 1992, with subsequent revisions
- EPA - "Methods for Chemical Analysis of Water and Wastes", USEPA-600/4-79-020, March 1983 with subsequent revisions
- USEPA - United States Environmental Protection Agency
- RSK 175 - Sample Prep and Calculations for Dissolved Gas Analysis in Water Samples Using a GC Headspace Equilibration Technique, RSKSOP-175, Rev. 0, 8/11/94, USEPA Research Lab

Table 4

Qualified Sample Results Due to Analyte Concentrations in the Method Blanks
Annual Groundwater Monitoring
GM Components Holdings-BCP Sites
Lockport, New York
August and September 2021

Parameter	Analyte	Analysis Date (mm/dd/yyyy)	Blank Result *	Sample ID	Original Result	Qualified Result	Units
Metals	Iron	08/25/2021	0.0262 J	MW-6-2-082421	0.079 B	0.079 U	mg/L
				MW-7-6-082421	0.10 B	0.10 U	mg/L
Metals	Manganese	08/30/2021	0.000920 J	MW-7-4-082521	0.0037 B	0.0037 U	mg/L
Metals	Manganese	09/02/2021	0.00104 J	TK-6-083021	0.0022 JB	0.0030 U	mg/L
General Chemistry	Nitrite	08/26/2021	0.0455 J	MW-7-4-082521	0.030 JB	0.050 U	mg/L
				MW-8-003-B-082621	0.042 JB	0.050 U	mg/L
				MW-6-F-8-082621	0.034 JB	0.050 U	mg/L
General Chemistry	Nitrate	08/26/2021	0.0455 J	MW-7-4-082521	0.026 J	0.050 U	mg/L
				MW-8-003-B-082621	0.039 J	0.050 U	mg/L
				MW-6-F-8-082621	0.076	0.076 U	mg/L

Notes:

- * - Blank result adjusted for sample factors where applicable
- B - Laboratory qualifier - result detected in associated method blank
- U - Not detected at the associated reporting limit
- J - Estimated concentration
- JB - Lab flag indicating an estimated concentration and blank contamination present in the method blank

Table 5

Qualified Sample Results Due to Outlying LCS/LCSD Results
Annual Groundwater Monitoring
GM Components Holdings-BCP Sites
Lockport, New York
August and September 2021

Parameter	Analyte	LCS Date (mm/dd/yyyy)	LCS % Recovery	LCSD % Recovery	RPD (percent)	Control Limits		Associated Sample ID	Qualified Result	Units
						% Recovery	RPD			
Dissolved Gases	Methane	08/29/2021	121	107	12	85-120	50	MW-7-1R-082321	24 J	µg/L
								MW-7-3-082321	130 J	µg/L

Notes:

- LCS - Laboratory Control Sample
- LCSD - Laboratory Control Sample Duplicate
- RPD - Relative Percent Difference
- J - Estimated concentration

Table 6

**Qualified Sample Results Due to Outlying MS Results
Annual Groundwater Monitoring
GM Components Holdings-BCP Sites
Lockport, New York
August and September 2021**

Parameter	Spiked Sample ID	Analyte	MS % Recovery	Control Limits	Associated Sample IDs	Qualified Result	Units
				% Recovery			
General Chemistry	MW-7-5-082321	Ammonia-N	83	90 - 110	MW-7-1R-082321	0.025 J	mg/L
					MW-7-3-082321	1.1 J	mg/L
					MW-7-5-082321	0.068 J	mg/L
					MW-6-1-082421	1.1 J	mg/L
General Chemistry	GW-DUPE-082521	Ammonia-N	88	90 - 110	MW-7-4-082521	0.020 UJ	mg/L
					MW-8-4-082521	0.065 J	mg/L
					MW-7-C-2-082521	0.31 J	mg/L
					GW-DUPE-082521	0.065 J	mg/L
General Chemistry	MW-8-003-B-082621	Ammonia-N	88	90 - 110	MW-8-003-B-082621	0.13 J	mg/L
					MW-6-F-8-082621	0.020 UJ	mg/L
					MW-7-7-082721	3.3 J	mg/L
					MW-7-A-6-082721	0.083 J	mg/L
					MW-7-8-082721	0.41 J	mg/L
General Chemistry	BLDG-10-MW-1-090121	Ammonia-N	84	90 - 110	MW-9-101-A-083121	0.020 UJ	mg/L
					MW-9-12-083121	0.041 J	mg/L
					MW-8-3-083121	4.7 J	mg/L
					GW-DUPE-090121	0.30 J	mg/L
					MW-7-P-1-090121	131 J	mg/L
					MW-10-2-090121	0.32 J	mg/L
General Chemistry	MW-10-3-082721	Nitrite	89	90 - 110	MW-7-A-6-082721	0.050 UJ	mg/L
					MW-10-3-082721	0.050 UJ	mg/L

Table 6

**Qualified Sample Results Due to Outlying MS Results
Annual Groundwater Monitoring
GM Components Holdings-BCP Sites
Lockport, New York
August and September 2021**

Parameter	Spiked Sample ID	Analyte	MS	Control Limits	Associated Sample IDs	Qualified	Units
			% Recovery	% Recovery		Result	
General Chemistry	MW-7-1R-082321	Alkalinity	58	60 - 140	MW-7-1R-082321	309 J	mg/L
					MW-7-2-082321	322 J	mg/L
					MW-7-3-082321	407 J	mg/L
					MW-7-5-082321	375 J	mg/L
					MW-6-1-082421	455 J	mg/L
					MW-6-2-082421	406 J	mg/L
					MW-7-6-082421	306 J	mg/L
General Chemistry	MW-6-F-8-082621	Alkalinity	46	60 - 140	MW-7-4-082521	358 J	mg/L
	MW-7-A-6-082721	Alkalinity	48	60 - 140	MW-8-4-082521	319 J	mg/L
	MW-8-2-083021	Alkalinity	58	60 - 140	MW-7-C-2-082521	261 J	mg/L
					MW-8-003-B-082621	300 J	mg/L
					MW-6-F-8-082621	412 J	mg/L
					MW-7-7-082721	303 J	mg/L
					MW-7-A-6-082721	447 J	mg/L
					MW-7-8-082721	135 J	mg/L
					MW-10-3-082721	164 J	mg/L
					MW-8-1-083021	288 J	mg/L
					MW-8-2-083021	320 J	mg/L
TK-6-083021	376 J	mg/L					

Notes:

- MS - Matrix Spike
- MSD - Matrix Spike Duplicate
- RPD - Relative Percent Difference
- J - Estimated concentration
- UJ - Not detected; associated reporting limit is estimated
- N - Nitrogen



APPENDIX D

ANAEROBIC BIODEGRADATION SCREENING TABLES

EPA cVOC MONITORED NATURAL ATTENUATION RANKING SYSTEM

2021 Strength of Evidence Scorecard
 GM Components Holdings, LLC
 NYSDEC Site # C932138
 Lockport, New York

Analysis	Concentration in Most Contaminated Zone	Value	MW-7-1R	MW-7-2	MW-7-3	MW-7-4	MW-7-5	MW-7-6	MW-7-7	MW-7-8	MW-7-A-6	MW-7-C-2	MW-7-P-1	MW-6-1	MW-6-2	MW-6-F-8	MW-8-1	MW-8-2	MW-8-3	MW-8-4	MW-8-003-B	MW-9-101A	MW-9-12	TK-6	MW-10-1	MW-10-2	MW-10-3
DO	<0.5 mg/L	3	3	0	3	0	3	3	3	3	3	3	3	3	3	3	3	3	0	3	3	3	3	0	3	3	0
DO	>5 mg/l	-3																									
Nitrate	<1 mg/L	2	2	2	2	2	0	2	2	2	2	2	2	2	2	2	2	2	2	2	2	2	2	2	2	2	2
Iron II	>1 mg/l	2	0	0	2	0	2	0	0	2	2	0	2	2	0	0	0	0	0	0	0	0	0	0	2	0	0
Sulfate	<20 mg/L	2	0	0	0	0	0	0	0	0	0	0	0	0	0	0	0	0	0	0	0	0	0	0	0	0	0
Sulfide	>1 mg/L	3	0	0	0	0	0	0	3	0	0	0	0	0	0	0	3	0	0	0	0	0	0	0	0	0	0
Methane	<0.5 mg/L	0	0	0	0	0	0	0	3	0	3	3	3	0	0	0	0	0	0	0	0	0	0	0	0	3	0
Methane	>0.5 mg/L	3																									
ORP	<50 mV	1	0	1	1	0	2	0	2	2	2	2	1	1	1	0	2	2	1	1	0	0	1	0	1	2	0
ORP	<-100 mV	2																									
pH	5> pH <9	0	0	0	0	0	0	0	0	0	0	0	0	0	0	0	0	0	0	0	0	0	0	0	0	0	0
pH	pH<5 or pH >10	-2																									
TOC	>20 mg/L	2	0	0	0	0	0	0	0	0	0	0	0	0	0	0	0	0	0	0	0	0	0	0	0	0	0
Temp	> 20°C	1	1	1	1	0	1	1	0	0	1	0	1	0	0	1	0	1	1	1	1	1	1	0	1	1	1
Carbon Dioxide	>2 times background (15,000)	1	1	1	1	1	1	1	1	1	1	1	1	1	1	1	1	1	1	1	0	1	1	1	1	1	0
Alkalinity	>2 times background (356)	1	0	0	1	1	1	0	0	0	1	0	0	1	1	1	0	0	0	0	0	0	0	1	0	0	0
Chloride	>2 times background (2,195)	2	2	0	2	0	2	2	2	2	0	0	2	0	0	2	0	0	0	2	2	2	0	0	0	0	0
Hydrogen	>1 nM	3																									
Hydrogen	<1nM	0																									
Volatile Fatty Acids	>0.1 mg/L	2																									
BTEX	>0.1 mg/L	2																									
PCE		0	0	0	0	0	0	0	0	0	0	0	0	0	0	0	0	0	0	0	0	0	0	0	0	0	0
TCE	If Daughter Product	2	0	0	0	2	2	2	2	2	2	0	2	0	0	0	0	0	2	2	2	0	0	0	2	0	2
DCE	If Daughter Product	2	0	0	0	0	2	2	2	2	2	2	2	0	0	0	2	2	2	2	2	0	0	0	0	2	0
VC	If Daughter Product	2	0	0	0	0	2	0	2	2	2	2	2	0	0	0	0	2	2	2	2	0	0	0	0	2	0
1,1,1-TCA		0																									
DCA	If Daughter Product	2																									
Carbon Tetrachloride		0																									
Chloroethane	If Daughter Product	2																									
Ethene/Ethane	>0.01 mg/L or >0.1 mg/L	2 3	0	0	0	0	0	0	3	0	3	0	0	0	0	0	0	0	0	0	0	0	0	0	0	0	0
Chloroform	If Daughter Product	2																									
Dichloromethane	If Daughter Product	2																									
		SCORE	9	5	13	6	18	13	25	18	24	15	21	10	8	10	13	13	11	16	14	9	7	5	12	16	5

Scoring Interpretation

0 to 5	Inadequate evidence for anaerobic biodegradation* of chlorinated organics
6 to 14	Limited evidence for anaerobic biodegradation* of chlorinated organics
15 to 20	Adequate evidence for anaerobic biodegradation* of chlorinated organics
>20	Strong evidence for anaerobic biodegradation* of chlorinated organics
*reductive dechlorination	
Values Taken from EPA Document EPA/600/R-98/128, Technical Protocol for Evaluating Natural Attenuation of Chlorinated Solvents in Ground Water, 1998, Table 2.3 and Table 2.4	

- Notes:
 1. ND=not detected
 2. NT=not tested
 3. EM=Equipment malfunction



APPENDIX E

TABLE E-1 WELL CONDITION SURVEY



APPENDIX F

EUROFINS TEST AMERICA ANALYTICAL LABORATORY REPORTS

ANALYTICAL REPORT

Eurofins TestAmerica, Buffalo
10 Hazelwood Drive
Amherst, NY 14228-2298
Tel: (716)691-2600

Laboratory Job ID: 480-188667-1
Laboratory Sample Delivery Group: BCP
Client Project/Site: 058507, GM Lockport SSOW 256043

For:
GHD Services Inc.
2055 Niagara Falls Blvd., Suite 3
Niagara Falls, New York 14304

Attn: Kathleen Willy



Authorized for release by:
9/12/2021 11:36:38 AM

Denise Heckler, Project Manager II
(330)966-9477
Denise.Heckler@Eurofinset.com

LINKS

Review your project
results through
TotalAccess

Have a Question?



Visit us at:
www.eurofinsus.com/Env

The test results in this report meet all 2003 NELAC, 2009 TNI, and 2016 TNI requirements for accredited parameters, exceptions are noted in this report. This report may not be reproduced except in full, and with written approval from the laboratory. For questions please contact the Project Manager at the e-mail address or telephone number listed on this page.

This report has been electronically signed and authorized by the signatory. Electronic signature is intended to be the legally binding equivalent of a traditionally handwritten signature.

Results relate only to the items tested and the sample(s) as received by the laboratory.



Table of Contents

Cover Page	1
Table of Contents	2
Definitions/Glossary	3
Case Narrative	5
Detection Summary	8
Client Sample Results	19
Surrogate Summary	46
QC Sample Results	48
QC Association Summary	85
Lab Chronicle	102
Certification Summary	116
Method Summary	117
Sample Summary	118
Chain of Custody	119
Receipt Checklists	143

Definitions/Glossary

Client: GHD Services Inc.
Project/Site: 058507, GM Lockport SSOW 256043

Job ID: 480-188667-1
SDG: BCP

Qualifiers

GC/MS VOA

Qualifier	Qualifier Description
F1	MS and/or MSD recovery exceeds control limits.
J	Result is less than the RL but greater than or equal to the MDL and the concentration is an approximate value.

GC/MS Semi VOA

Qualifier	Qualifier Description
F2	MS/MSD RPD exceeds control limits
S1-	Surrogate recovery exceeds control limits, low biased.

GC VOA

Qualifier	Qualifier Description
*+	LCS and/or LCSD is outside acceptance limits, high biased.
J	Result is less than the RL but greater than or equal to the MDL and the concentration is an approximate value.

Metals

Qualifier	Qualifier Description
4	MS, MSD: The analyte present in the original sample is greater than 4 times the matrix spike concentration; therefore, control limits are not applicable.
B	Compound was found in the blank and sample.
J	Result is less than the RL but greater than or equal to the MDL and the concentration is an approximate value.

General Chemistry

Qualifier	Qualifier Description
4	MS, MSD: The analyte present in the original sample is greater than 4 times the matrix spike concentration; therefore, control limits are not applicable.
B	Compound was found in the blank and sample.
F1	MS and/or MSD recovery exceeds control limits.
J	Result is less than the RL but greater than or equal to the MDL and the concentration is an approximate value.

Glossary

Abbreviation	These commonly used abbreviations may or may not be present in this report.
α	Listed under the "D" column to designate that the result is reported on a dry weight basis
%R	Percent Recovery
CFL	Contains Free Liquid
CFU	Colony Forming Unit
CNF	Contains No Free Liquid
DER	Duplicate Error Ratio (normalized absolute difference)
Dil Fac	Dilution Factor
DL	Detection Limit (DoD/DOE)
DL, RA, RE, IN	Indicates a Dilution, Re-analysis, Re-extraction, or additional Initial metals/anion analysis of the sample
DLC	Decision Level Concentration (Radiochemistry)
EDL	Estimated Detection Limit (Dioxin)
LOD	Limit of Detection (DoD/DOE)
LOQ	Limit of Quantitation (DoD/DOE)
MCL	EPA recommended "Maximum Contaminant Level"
MDA	Minimum Detectable Activity (Radiochemistry)
MDC	Minimum Detectable Concentration (Radiochemistry)
MDL	Method Detection Limit
ML	Minimum Level (Dioxin)
MPN	Most Probable Number
MQL	Method Quantitation Limit
NC	Not Calculated
ND	Not Detected at the reporting limit (or MDL or EDL if shown)
NEG	Negative / Absent
POS	Positive / Present
PQL	Practical Quantitation Limit

Definitions/Glossary

Client: GHD Services Inc.
Project/Site: 058507, GM Lockport SSOW 256043

Job ID: 480-188667-1
SDG: BCP

Glossary (Continued)

Abbreviation	These commonly used abbreviations may or may not be present in this report.
PRES	Presumptive
QC	Quality Control
RER	Relative Error Ratio (Radiochemistry)
RL	Reporting Limit or Requested Limit (Radiochemistry)
RPD	Relative Percent Difference, a measure of the relative difference between two points
TEF	Toxicity Equivalent Factor (Dioxin)
TEQ	Toxicity Equivalent Quotient (Dioxin)
TNTC	Too Numerous To Count

- 1
- 2
- 3
- 4
- 5
- 6
- 7
- 8
- 9
- 10
- 11
- 12
- 13
- 14
- 15

Case Narrative

Client: GHD Services Inc.
Project/Site: 058507, GM Lockport SSOW 256043

Job ID: 480-188667-1
SDG: BCP

Job ID: 480-188667-1

Laboratory: Eurofins TestAmerica, Buffalo

Narrative

Job Narrative 480-188667-1

Comments

No additional comments.

Receipt

The samples were received on 8/23/2021 5:08 PM, 8/24/2021 2:08 PM, 8/25/2021 3:14 PM, 8/26/2021 2:20 PM, 8/27/2021 2:31 PM, 8/30/2021 3:50 PM, 8/31/2021 4:19 PM and 9/1/2021 3:20 PM. Unless otherwise noted below, the samples arrived in good condition, and where required, properly preserved and on ice. The temperatures of the 9 coolers at receipt time were 2.8° C, 3.1° C, 3.2° C, 3.5° C, 3.8° C, 4.4° C, 6.9° C, 7.4° C and 9.7° C. The temperatures are accepted as the samples arrived direct from the field.

Receipt Exceptions

VFA analysis indicated on several COCs, no volume for analysis received. Method not assigned at login.

For samples collected on 8-25-21, a Trip Blank was listed on COC; however no Trip Blank was received.

No volume received for RSK_175_CO2 method for sample: MW-6-F-8-082621 (480-188807-2), method not assigned at login.

GC/MS VOA

Method 8260C: The following volatiles samples were diluted due to foaming at the time of purging during the original sample analysis: MW-7-3-082321 (480-188667-3), MW-7-5-082321 (480-188667-4) and MW-6-F-8-082621 (480-188807-2). Elevated reporting limits (RLs) are provided.

Method 8260C: The following sample was diluted to bring the concentration of target analytes within the calibration range: MW-7-6-082421 (480-188676-3). Elevated reporting limits (RLs) are provided.

Method 8260C: The following samples were diluted to bring the concentration of target analytes within the calibration range: MW-7-C-2-082521 (480-188769-3), (480-188769-H-3 MS) and (480-188769-H-3 MSD). Elevated reporting limits (RLs) are provided.

Method 8260C: The following volatiles sample was diluted due to foaming at the time of purging during the original sample analysis: MW-7-1R-082321 (480-188667-1). Elevated reporting limits (RLs) are provided.

Method 8260C: The following samples were diluted to bring the concentration of target analytes within the calibration range: MW-7-5-082321 (480-188667-4), MW-8-003-B-082621 (480-188807-1), MW-8-003-B-082621 (480-188807-1[MS]) and MW-8-003-B-082621 (480-188807-1[MSD]). Elevated reporting limits (RLs) are provided.

Method 8260C: The following samples were diluted to bring the concentration of target analytes within the calibration range: MW-7-7-082721 (480-188868-1), MW-7-A-6-082721 (480-188868-2), MW-8-2-083021 (480-188934-2) and BLDG-10-MW-1-090121 (480-189039-4). Elevated reporting limits (RLs) are provided.

Method 8260C: The following volatiles samples were diluted due to foaming at the time of purging during the original sample analysis: MW-9-101-A-083121 (480-188984-1), MW-8-3-083121 (480-188984-3) and GW-DUPE-090121 (480-189039-1). Elevated reporting limits (RLs) are provided.

Method 8260C: The following volatiles samples were diluted due to foaming at the time of purging during the original sample analysis: MW-9-101-A-083121 (480-188984-1[MS]), MW-9-101-A-083121 (480-188984-1[MSD]) and MW-10-2-090121 (480-189039-3). Elevated reporting limits (RLs) are provided.

Method 8260C: The following samples were diluted to bring the concentration of target analytes within the calibration range: MW-7-8-082721 (480-188868-3) and MW-8-2-083021 (480-188934-2). Elevated reporting limits (RLs) are provided.

No additional analytical or quality issues were noted, other than those described above or in the Definitions/Glossary page.

GC/MS Semi VOA

Case Narrative

Client: GHD Services Inc.
Project/Site: 058507, GM Lockport SSOW 256043

Job ID: 480-188667-1
SDG: BCP

Job ID: 480-188667-1 (Continued)

Laboratory: Eurofins TestAmerica, Buffalo (Continued)

Method 8270D: Six surrogates are used for this analysis. The laboratory's SOP allows one acid and one base of these surrogates to be outside acceptance criteria without performing re-extraction/re-analysis. The following samples contained an allowable number of surrogate compounds outside limits: MW-9-101-A-083121 (480-188984-1[MS]) and MW-9-101-A-083121 (480-188984-1[MSD]). These results have been reported and qualified.

No additional analytical or quality issues were noted, other than those described above or in the Definitions/Glossary page.

HPLC/IC

Method 300.0: The following samples were diluted to bring the concentration of target analytes within the calibration range: MW-7-1R-082321 (480-188667-1), MW-7-2-082321 (480-188667-2), MW-7-3-082321 (480-188667-3) and MW-7-5-082321 (480-188667-4). Elevated reporting limits (RLs) are provided.

Method 300.0: The following samples were diluted to bring the concentration of target analytes within the calibration range: MW-6-1-082421 (480-188676-1), MW-6-2-082421 (480-188676-2) and MW-7-6-082421 (480-188676-3). Elevated reporting limits (RLs) are provided.

Method 300.0: The following samples were diluted to bring the concentration of target analytes within the calibration range: MW-8-003-B-082621 (480-188807-1) and MW-6-F-8-082621 (480-188807-2). Elevated reporting limits (RLs) are provided.

Method 300.0: The following samples were diluted to bring the concentration of target analytes within the calibration range: MW-7-4-082521 (480-188769-1), MW-8-4-082521 (480-188769-2), MW-7-C-2-082521 (480-188769-3) and GW-DUPE-082521 (480-188769-4). Elevated reporting limits (RLs) are provided.

Method 300.0: The following samples were diluted to bring the concentration of target analytes within the calibration range: MW-7-7-082721 (480-188868-1), MW-7-A-6-082721 (480-188868-2), MW-7-8-082721 (480-188868-3) and MW-10-3-082721 (480-188868-5). Elevated reporting limits (RLs) are provided.

Method 300.0: The following samples were diluted to bring the concentration of target analytes within the calibration range: MW-8-1-083021 (480-188934-1), MW-8-2-083021 (480-188934-2) and TK-6-083021 (480-188934-3). Elevated reporting limits (RLs) are provided.

Method 300.0: The following samples were diluted to bring the concentration of target analytes within the calibration range: MW-9-101-A-083121 (480-188984-1), MW-9-12-083121 (480-188984-2) and MW-8-3-083121 (480-188984-3). Elevated reporting limits (RLs) are provided.

Method 300.0: The following samples were diluted to bring the concentration of target analytes within the calibration range: GW-DUPE-090121 (480-189039-1), MW-7-P-1-090121 (480-189039-2), MW-10-2-090121 (480-189039-3) and BLDG-10-MW-1-090121 (480-189039-4). Elevated reporting limits (RLs) are provided.

No additional analytical or quality issues were noted, other than those described above or in the Definitions/Glossary page.

GC VOA

Method RSK-175: The continuing calibration verification (CCV) associated with batch 480-594495 recovered above the upper control limit for Methane. The samples associated with this CCV were non-detects for the affected analytes; therefore, the data have been reported. The associated sample is impacted: MW-6-2-082421 (480-188676-2).

Method RSK-175: The laboratory control sample (LCS) for analytical batch 480-594495 recovered outside control limits for the following analytes: Methane. These analytes were biased high in the LCS and were not detected in the associated samples; therefore, the data have been reported.

Method RSK-175: The following samples were diluted to bring the concentration of target analytes within the calibration range: MW-8-4-082521 (480-188769-2) and GW-DUPE-082521 (480-188769-4). Elevated reporting limits (RLs) are provided.

Method RSK-175: The following samples were diluted to bring the concentration of target analytes within the calibration range: MW-7-C-2-082521 (480-188769-3), MW-7-7-082721 (480-188868-1) and MW-7-A-6-082721 (480-188868-2). Elevated reporting limits

Case Narrative

Client: GHD Services Inc.
Project/Site: 058507, GM Lockport SSOW 256043

Job ID: 480-188667-1
SDG: BCP

Job ID: 480-188667-1 (Continued)

Laboratory: Eurofins TestAmerica, Buffalo (Continued)

(RLs) are provided.

Method RSK-175: The following samples were diluted to bring the concentration of target analytes within the calibration range: GW-DUPE-090121 (480-189039-1), MW-7-P-1-090121 (480-189039-2) and MW-10-2-090121 (480-189039-3). Elevated reporting limits (RLs) are provided.

Method RSK-175: The following sample was diluted to bring the concentration of target analytes within the calibration range: MW-7-P-1-090121 (480-189039-2). Elevated reporting limits (RLs) are provided.

No additional analytical or quality issues were noted, other than those described above or in the Definitions/Glossary page.

Metals

No analytical or quality issues were noted, other than those described in the Definitions/Glossary page.

General Chemistry

Method 353.2: Due to the high concentration, the matrix spike / matrix spike duplicate (MS/MSD) for analytical batch 480-594324 could not be evaluated for accuracy and precision. The associated laboratory control sample (LCS) met acceptance criteria.

No additional analytical or quality issues were noted, other than those described above or in the Definitions/Glossary page.

Organic Prep

No analytical or quality issues were noted, other than those described in the Definitions/Glossary page.

Detection Summary

Client: GHD Services Inc.
Project/Site: 058507, GM Lockport SSOW 256043

Job ID: 480-188667-1
SDG: BCP

Client Sample ID: MW-7-1R-082321

Lab Sample ID: 480-188667-1

Analyte	Result	Qualifier	RL	MDL	Unit	Dil Fac	D	Method	Prep Type
Carbon dioxide	59000		5000	5000	ug/L	1		RSK-175	Total/NA
Methane	24		4.0	1.0	ug/L	1		RSK-175	Total/NA
Iron	0.17		0.050	0.019	mg/L	1		6010C	Total/NA
Magnesium	156		0.20	0.043	mg/L	1		6010C	Total/NA
Manganese	0.76	B	0.0030	0.00040	mg/L	1		6010C	Total/NA
Potassium	7.2		0.50	0.10	mg/L	1		6010C	Total/NA
Sodium	1090		5.0	1.6	mg/L	5		6010C	Total/NA
Chloride	2560		10.0	5.6	mg/L	20		300.0	Total/NA
Sulfate	114		40.0	7.0	mg/L	20		300.0	Total/NA
Ammonia	0.025		0.020	0.0090	mg/L	1		350.1	Total/NA
Nitrate	0.020	J	0.050	0.020	mg/L	1		353.2	Total/NA
Total Organic Carbon	1.5		1.0	0.43	mg/L	1		9060A	Total/NA
Total Alkalinity	309	F1	5.0	0.79	mg/L	1		SM 2320B	Total/NA

Client Sample ID: MW-7-2-082321

Lab Sample ID: 480-188667-2

Analyte	Result	Qualifier	RL	MDL	Unit	Dil Fac	D	Method	Prep Type
Carbon dioxide	31000		5000	5000	ug/L	1		RSK-175	Total/NA
Iron	0.043	J	0.050	0.019	mg/L	1		6010C	Total/NA
Magnesium	35.3		0.20	0.043	mg/L	1		6010C	Total/NA
Manganese	0.0059	B	0.0030	0.00040	mg/L	1		6010C	Total/NA
Potassium	1.2		0.50	0.10	mg/L	1		6010C	Total/NA
Sodium	109		1.0	0.32	mg/L	1		6010C	Total/NA
Chloride	195		2.5	1.4	mg/L	5		300.0	Total/NA
Sulfate	24.8		10.0	1.7	mg/L	5		300.0	Total/NA
Nitrate	0.038	J	0.050	0.020	mg/L	1		353.2	Total/NA
Total Organic Carbon	1.5		1.0	0.43	mg/L	1		9060A	Total/NA
Total Alkalinity	322		5.0	0.79	mg/L	1		SM 2320B	Total/NA

Client Sample ID: MW-7-3-082321

Lab Sample ID: 480-188667-3

Analyte	Result	Qualifier	RL	MDL	Unit	Dil Fac	D	Method	Prep Type
Carbon dioxide	83000		5000	5000	ug/L	1		RSK-175	Total/NA
Methane	130		4.0	1.0	ug/L	1		RSK-175	Total/NA
Iron	7.3		0.050	0.019	mg/L	1		6010C	Total/NA
Magnesium	142		0.20	0.043	mg/L	1		6010C	Total/NA
Manganese	0.48	B	0.0030	0.00040	mg/L	1		6010C	Total/NA
Potassium	27.7		0.50	0.10	mg/L	1		6010C	Total/NA
Sodium	4920		10.0	3.2	mg/L	10		6010C	Total/NA
Chloride	8760		50.0	28.2	mg/L	100		300.0	Total/NA
Sulfate	681		200	34.9	mg/L	100		300.0	Total/NA
Ammonia	1.1		0.020	0.0090	mg/L	1		350.1	Total/NA
Nitrate	0.044	J	0.050	0.020	mg/L	1		353.2	Total/NA
Total Organic Carbon	3.8		1.0	0.43	mg/L	1		9060A	Total/NA
Total Alkalinity	407		5.0	0.79	mg/L	1		SM 2320B	Total/NA

Client Sample ID: MW-7-5-082321

Lab Sample ID: 480-188667-4

Analyte	Result	Qualifier	RL	MDL	Unit	Dil Fac	D	Method	Prep Type
trans-1,2-Dichloroethene	12		2.0	1.8	ug/L	2		8260C	Total/NA
Vinyl chloride	5.4		2.0	1.8	ug/L	2		8260C	Total/NA
cis-1,2-Dichloroethene - DL	730		100	81	ug/L	100		8260C	Total/NA

This Detection Summary does not include radiochemical test results.

Eurofins TestAmerica, Buffalo

Detection Summary

Client: GHD Services Inc.
Project/Site: 058507, GM Lockport SSOW 256043

Job ID: 480-188667-1
SDG: BCP

Client Sample ID: MW-7-5-082321 (Continued)

Lab Sample ID: 480-188667-4

Analyte	Result	Qualifier	RL	MDL	Unit	Dil Fac	D	Method	Prep Type
Tetrachloroethene - DL	6500		100	36	ug/L	100		8260C	Total/NA
Trichloroethene - DL	990		100	46	ug/L	100		8260C	Total/NA
Carbon dioxide	66000		5000	5000	ug/L	1		RSK-175	Total/NA
Methane	13		4.0	1.0	ug/L	1		RSK-175	Total/NA
Iron	1.3		0.050	0.019	mg/L	1		6010C	Total/NA
Magnesium	101		0.20	0.043	mg/L	1		6010C	Total/NA
Manganese	1.2	B	0.0030	0.00040	mg/L	1		6010C	Total/NA
Potassium	8.2		0.50	0.10	mg/L	1		6010C	Total/NA
Sodium	2320		10.0	3.2	mg/L	10		6010C	Total/NA
Chloride	5990		25.0	14.1	mg/L	50		300.0	Total/NA
Sulfate	382		100	17.5	mg/L	50		300.0	Total/NA
Ammonia	0.068	F1	0.020	0.0090	mg/L	1		350.1	Total/NA
Nitrate	1.0		0.050	0.020	mg/L	1		353.2	Total/NA
Nitrite	0.068		0.050	0.020	mg/L	1		353.2	Total/NA
Total Organic Carbon	5.1		1.0	0.43	mg/L	1		9060A	Total/NA
Total Alkalinity	375		5.0	0.79	mg/L	1		SM 2320B	Total/NA

Client Sample ID: Trip Blank-082321

Lab Sample ID: 480-188667-5

Analyte	Result	Qualifier	RL	MDL	Unit	Dil Fac	D	Method	Prep Type
Tetrachloroethene	0.87	J	1.0	0.36	ug/L	1		8260C	Total/NA

Client Sample ID: MW-6-1-082421

Lab Sample ID: 480-188676-1

Analyte	Result	Qualifier	RL	MDL	Unit	Dil Fac	D	Method	Prep Type
Carbon dioxide	100000		5000	5000	ug/L	1		RSK-175	Total/NA
Methane	110		4.0	1.0	ug/L	1		RSK-175	Total/NA
Iron	19.9	B	0.050	0.019	mg/L	1		6010C	Total/NA
Magnesium	63.4		0.20	0.043	mg/L	1		6010C	Total/NA
Manganese	3.9	B	0.0030	0.00040	mg/L	1		6010C	Total/NA
Potassium	4.2		0.50	0.10	mg/L	1		6010C	Total/NA
Sodium	561		1.0	0.32	mg/L	1		6010C	Total/NA
Chloride	1090		5.0	2.8	mg/L	10		300.0	Total/NA
Sulfate	39.4		20.0	3.5	mg/L	10		300.0	Total/NA
Ammonia	1.1		0.020	0.0090	mg/L	1		350.1	Total/NA
Nitrate	0.032	J	0.050	0.020	mg/L	1		353.2	Total/NA
Nitrite	0.027	J	0.050	0.020	mg/L	1		353.2	Total/NA
Total Organic Carbon	6.2		1.0	0.43	mg/L	1		9060A	Total/NA
Total Alkalinity	455		5.0	0.79	mg/L	1		SM 2320B	Total/NA

Client Sample ID: MW-6-2-082421

Lab Sample ID: 480-188676-2

Analyte	Result	Qualifier	RL	MDL	Unit	Dil Fac	D	Method	Prep Type
Carbon dioxide	40000		5000	5000	ug/L	1		RSK-175	Total/NA
Iron	0.079	B	0.050	0.019	mg/L	1		6010C	Total/NA
Magnesium	48.5		0.20	0.043	mg/L	1		6010C	Total/NA
Manganese	0.43	B	0.0030	0.00040	mg/L	1		6010C	Total/NA
Potassium	5.2		0.50	0.10	mg/L	1		6010C	Total/NA
Sodium	616		1.0	0.32	mg/L	1		6010C	Total/NA
Chloride	1210		5.0	2.8	mg/L	10		300.0	Total/NA
Sulfate	93.7		20.0	3.5	mg/L	10		300.0	Total/NA
Nitrate	0.024	J	0.050	0.020	mg/L	1		353.2	Total/NA

This Detection Summary does not include radiochemical test results.

Eurofins TestAmerica, Buffalo

Detection Summary

Client: GHD Services Inc.
Project/Site: 058507, GM Lockport SSOW 256043

Job ID: 480-188667-1
SDG: BCP

Client Sample ID: MW-6-2-082421 (Continued)

Lab Sample ID: 480-188676-2

Analyte	Result	Qualifier	RL	MDL	Unit	Dil Fac	D	Method	Prep Type
Total Organic Carbon	2.2		1.0	0.43	mg/L	1		9060A	Total/NA
Total Alkalinity	406		5.0	0.79	mg/L	1		SM 2320B	Total/NA

Client Sample ID: MW-7-6-082421

Lab Sample ID: 480-188676-3

Analyte	Result	Qualifier	RL	MDL	Unit	Dil Fac	D	Method	Prep Type
cis-1,2-Dichloroethene	690		10	8.1	ug/L	10		8260C	Total/NA
Tetrachloroethene	580		10	3.6	ug/L	10		8260C	Total/NA
Trichloroethene	340		10	4.6	ug/L	10		8260C	Total/NA
Carbon dioxide	38000		5000	5000	ug/L	1		RSK-175	Total/NA
Ethane	5.3	J	7.5	1.5	ug/L	1		RSK-175	Total/NA
Methane	170		4.0	1.0	ug/L	1		RSK-175	Total/NA
Iron	0.10	B	0.050	0.019	mg/L	1		6010C	Total/NA
Magnesium	90.1		0.20	0.043	mg/L	1		6010C	Total/NA
Manganese	0.30	B	0.0030	0.00040	mg/L	1		6010C	Total/NA
Potassium	13.4		0.50	0.10	mg/L	1		6010C	Total/NA
Sodium	3180		10.0	3.2	mg/L	10		6010C	Total/NA
Chloride	5890		25.0	14.1	mg/L	50		300.0	Total/NA
Sulfate	278		100	17.5	mg/L	50		300.0	Total/NA
Ammonia	0.071		0.020	0.0090	mg/L	1		350.1	Total/NA
Nitrate	0.043	J	0.050	0.020	mg/L	1		353.2	Total/NA
Total Organic Carbon	2.4		1.0	0.43	mg/L	1		9060A	Total/NA
Total Alkalinity	306		5.0	0.79	mg/L	1		SM 2320B	Total/NA

Client Sample ID: TRIP BLANK-082421

Lab Sample ID: 480-188676-4

No Detections.

Client Sample ID: MW-7-4-082521

Lab Sample ID: 480-188769-1

Analyte	Result	Qualifier	RL	MDL	Unit	Dil Fac	D	Method	Prep Type
Trichloroethene	2.2		1.0	0.46	ug/L	1		8260C	Total/NA
Carbon dioxide	30000		5000	5000	ug/L	1		RSK-175	Total/NA
Iron	0.020	J	0.050	0.019	mg/L	1		6010C	Total/NA
Magnesium	40.2		0.20	0.043	mg/L	1		6010C	Total/NA
Manganese	0.0037	B	0.0030	0.00040	mg/L	1		6010C	Total/NA
Potassium	3.0		0.50	0.10	mg/L	1		6010C	Total/NA
Sodium	257		1.0	0.32	mg/L	1		6010C	Total/NA
Chloride	413		2.5	1.4	mg/L	5		300.0	Total/NA
Sulfate	59.3		10.0	1.7	mg/L	5		300.0	Total/NA
Nitrate	0.026	J	0.050	0.020	mg/L	1		353.2	Total/NA
Nitrite	0.030	J B	0.050	0.020	mg/L	1		353.2	Total/NA
Total Organic Carbon	1.0		1.0	0.43	mg/L	1		9060A	Total/NA
Total Alkalinity	358		5.0	0.79	mg/L	1		SM 2320B	Total/NA

Client Sample ID: MW-8-4-082521

Lab Sample ID: 480-188769-2

Analyte	Result	Qualifier	RL	MDL	Unit	Dil Fac	D	Method	Prep Type
cis-1,2-Dichloroethene	67		1.0	0.81	ug/L	1		8260C	Total/NA
Trichloroethene	12		1.0	0.46	ug/L	1		8260C	Total/NA
Vinyl chloride	29		1.0	0.90	ug/L	1		8260C	Total/NA
Carbon dioxide	25000		5000	5000	ug/L	1		RSK-175	Total/NA
Methane	360		44	11	ug/L	11		RSK-175	Total/NA

This Detection Summary does not include radiochemical test results.

Eurofins TestAmerica, Buffalo

Detection Summary

Client: GHD Services Inc.
Project/Site: 058507, GM Lockport SSOW 256043

Job ID: 480-188667-1
SDG: BCP

Client Sample ID: MW-8-4-082521 (Continued)

Lab Sample ID: 480-188769-2

Analyte	Result	Qualifier	RL	MDL	Unit	Dil Fac	D	Method	Prep Type
Iron	0.26		0.050	0.019	mg/L	1		6010C	Total/NA
Magnesium	50.7		0.20	0.043	mg/L	1		6010C	Total/NA
Manganese	0.27	B	0.0030	0.00040	mg/L	1		6010C	Total/NA
Potassium	11.2		0.50	0.10	mg/L	1		6010C	Total/NA
Sodium	1790		5.0	1.6	mg/L	5		6010C	Total/NA
Chloride	2970		25.0	14.1	mg/L	50		300.0	Total/NA
Sulfate	329		100	17.5	mg/L	50		300.0	Total/NA
Ammonia	0.065		0.020	0.0090	mg/L	1		350.1	Total/NA
Total Organic Carbon	2.8		1.0	0.43	mg/L	1		9060A	Total/NA
Total Alkalinity	319		5.0	0.79	mg/L	1		SM 2320B	Total/NA

Client Sample ID: MW-7-C-2-082521

Lab Sample ID: 480-188769-3

Analyte	Result	Qualifier	RL	MDL	Unit	Dil Fac	D	Method	Prep Type
cis-1,2-Dichloroethene	310	F1	5.0	4.1	ug/L	5		8260C	Total/NA
Vinyl chloride	44		5.0	4.5	ug/L	5		8260C	Total/NA
Carbon dioxide	25000		5000	5000	ug/L	1		RSK-175	Total/NA
Ethene	5.3	J	7.0	1.5	ug/L	1		RSK-175	Total/NA
Methane - DL	1000		44	11	ug/L	11		RSK-175	Total/NA
Iron	0.31		0.050	0.019	mg/L	1		6010C	Total/NA
Magnesium	79.9		0.20	0.043	mg/L	1		6010C	Total/NA
Manganese	0.12	B	0.0030	0.00040	mg/L	1		6010C	Total/NA
Potassium	7.2		0.50	0.10	mg/L	1		6010C	Total/NA
Sodium	119		1.0	0.32	mg/L	1		6010C	Total/NA
Chloride	165		2.5	1.4	mg/L	5		300.0	Total/NA
Sulfate	529		10.0	1.7	mg/L	5		300.0	Total/NA
Ammonia	0.31		0.020	0.0090	mg/L	1		350.1	Total/NA
Total Organic Carbon	0.92	J	1.0	0.43	mg/L	1		9060A	Total/NA
Total Alkalinity	261		5.0	0.79	mg/L	1		SM 2320B	Total/NA

Client Sample ID: GW-DUPE-082521

Lab Sample ID: 480-188769-4

Analyte	Result	Qualifier	RL	MDL	Unit	Dil Fac	D	Method	Prep Type
cis-1,2-Dichloroethene	67		1.0	0.81	ug/L	1		8260C	Total/NA
Trichloroethene	12		1.0	0.46	ug/L	1		8260C	Total/NA
Vinyl chloride	29		1.0	0.90	ug/L	1		8260C	Total/NA
Carbon dioxide	24000		5000	5000	ug/L	1		RSK-175	Total/NA
Methane	500		44	11	ug/L	11		RSK-175	Total/NA
Iron	0.27		0.050	0.019	mg/L	1		6010C	Total/NA
Magnesium	51.3		0.20	0.043	mg/L	1		6010C	Total/NA
Manganese	0.27	B	0.0030	0.00040	mg/L	1		6010C	Total/NA
Potassium	11.3		0.50	0.10	mg/L	1		6010C	Total/NA
Sodium	1810		5.0	1.6	mg/L	5		6010C	Total/NA
Chloride	2930		25.0	14.1	mg/L	50		300.0	Total/NA
Sulfate	325		100	17.5	mg/L	50		300.0	Total/NA
Ammonia	0.065	F1	0.020	0.0090	mg/L	1		350.1	Total/NA
Total Organic Carbon	2.8		1.0	0.43	mg/L	1		9060A	Total/NA
Total Alkalinity	313		5.0	0.79	mg/L	1		SM 2320B	Total/NA

This Detection Summary does not include radiochemical test results.

Eurofins TestAmerica, Buffalo

Detection Summary

Client: GHD Services Inc.
Project/Site: 058507, GM Lockport SSOW 256043

Job ID: 480-188667-1
SDG: BCP

Client Sample ID: MW-8-003-B-082621

Lab Sample ID: 480-188807-1

Analyte	Result	Qualifier	RL	MDL	Unit	Dil Fac	D	Method	Prep Type
cis-1,2-Dichloroethene	1300		50	41	ug/L	50		8260C	Total/NA
Tetrachloroethene	2300	F1	50	18	ug/L	50		8260C	Total/NA
Trichloroethene	550		50	23	ug/L	50		8260C	Total/NA
Vinyl chloride	170		50	45	ug/L	50		8260C	Total/NA
Carbon dioxide	9500		5000	5000	ug/L	1		RSK-175	Total/NA
Ethene	13		7.0	1.5	ug/L	1		RSK-175	Total/NA
Methane	8.9		4.0	1.0	ug/L	1		RSK-175	Total/NA
Iron	0.056		0.050	0.019	mg/L	1		6010C	Total/NA
Magnesium	12.3		0.20	0.043	mg/L	1		6010C	Total/NA
Manganese	0.15	B	0.0030	0.00040	mg/L	1		6010C	Total/NA
Potassium	5.8		0.50	0.10	mg/L	1		6010C	Total/NA
Sodium	2400		5.0	1.6	mg/L	5		6010C	Total/NA
Chloride	3460		25.0	14.1	mg/L	50		300.0	Total/NA
Sulfate	142		100	17.5	mg/L	50		300.0	Total/NA
Ammonia	0.13	F1	0.020	0.0090	mg/L	1		350.1	Total/NA
Nitrate	0.039	J	0.050	0.020	mg/L	1		353.2	Total/NA
Nitrite	0.042	J B	0.050	0.020	mg/L	1		353.2	Total/NA
Total Organic Carbon	2.6		1.0	0.43	mg/L	1		9060A	Total/NA
Total Alkalinity	300	B	5.0	0.79	mg/L	1		SM 2320B	Total/NA

Client Sample ID: MW-6-F-8-082621

Lab Sample ID: 480-188807-2

Analyte	Result	Qualifier	RL	MDL	Unit	Dil Fac	D	Method	Prep Type
Iron	0.036	J	0.050	0.019	mg/L	1		6010C	Total/NA
Magnesium	97.4		0.20	0.043	mg/L	1		6010C	Total/NA
Manganese	0.20	B	0.0030	0.00040	mg/L	1		6010C	Total/NA
Potassium	4.1		0.50	0.10	mg/L	1		6010C	Total/NA
Sodium	1460		2.0	0.65	mg/L	2		6010C	Total/NA
Chloride	2340		10.0	5.6	mg/L	20		300.0	Total/NA
Sulfate	299		40.0	7.0	mg/L	20		300.0	Total/NA
Nitrate	0.076		0.050	0.020	mg/L	1		353.2	Total/NA
Nitrite	0.034	J B	0.050	0.020	mg/L	1		353.2	Total/NA
Total Organic Carbon	1.3		1.0	0.43	mg/L	1		9060A	Total/NA
Total Alkalinity	412	B	5.0	0.79	mg/L	1		SM 2320B	Total/NA

Client Sample ID: Trip Blank-082621

Lab Sample ID: 480-188807-3

No Detections.

Client Sample ID: MW-7-7-082721

Lab Sample ID: 480-188868-1

Analyte	Result	Qualifier	RL	MDL	Unit	Dil Fac	D	Method	Prep Type
cis-1,2-Dichloroethene	39000		2000	1600	ug/L	2000		8260C	Total/NA
Tetrachloroethene	67000		2000	720	ug/L	2000		8260C	Total/NA
Trichloroethene	5300		2000	920	ug/L	2000		8260C	Total/NA
Vinyl chloride	8400		2000	1800	ug/L	2000		8260C	Total/NA
Carbon dioxide	71000		5000	5000	ug/L	1		RSK-175	Total/NA
Ethane	32	J	83	17	ug/L	11		RSK-175	Total/NA
Ethene	610		77	17	ug/L	11		RSK-175	Total/NA
Methane	840		44	11	ug/L	11		RSK-175	Total/NA
Iron	0.069		0.050	0.019	mg/L	1		6010C	Total/NA
Magnesium	191		0.20	0.043	mg/L	1		6010C	Total/NA
Manganese	0.042	B	0.0030	0.00040	mg/L	1		6010C	Total/NA

This Detection Summary does not include radiochemical test results.

Eurofins TestAmerica, Buffalo

Detection Summary

Client: GHD Services Inc.
Project/Site: 058507, GM Lockport SSOW 256043

Job ID: 480-188667-1
SDG: BCP

Client Sample ID: MW-7-7-082721 (Continued)

Lab Sample ID: 480-188868-1

Analyte	Result	Qualifier	RL	MDL	Unit	Dil Fac	D	Method	Prep Type
Potassium	43.7		0.50	0.10	mg/L	1		6010C	Total/NA
Sodium	1710		2.0	0.65	mg/L	2		6010C	Total/NA
Chloride	3770		25.0	14.1	mg/L	50		300.0	Total/NA
Sulfate	420		100	17.5	mg/L	50		300.0	Total/NA
Ammonia	3.3		0.040	0.018	mg/L	2		350.1	Total/NA
Nitrate	0.030	J	0.050	0.020	mg/L	1		353.2	Total/NA
Total Organic Carbon	11.6		1.0	0.43	mg/L	1		9060A	Total/NA
Total Alkalinity	303		5.0	0.79	mg/L	1		SM 2320B	Total/NA
Sulfide	8.8		1.0	0.67	mg/L	1		SM 4500 S2 F	Total/NA

Client Sample ID: MW-7-A-6-082721

Lab Sample ID: 480-188868-2

Analyte	Result	Qualifier	RL	MDL	Unit	Dil Fac	D	Method	Prep Type
cis-1,2-Dichloroethene	90000		2000	1600	ug/L	2000		8260C	Total/NA
Tetrachloroethene	15000		2000	720	ug/L	2000		8260C	Total/NA
Trichloroethene	3200		2000	920	ug/L	2000		8260C	Total/NA
Vinyl chloride	20000		2000	1800	ug/L	2000		8260C	Total/NA
Carbon dioxide	210000		5000	5000	ug/L	1		RSK-175	Total/NA
Ethane	72	J	170	33	ug/L	22		RSK-175	Total/NA
Ethene	5700		150	33	ug/L	22		RSK-175	Total/NA
Methane	1600		88	22	ug/L	22		RSK-175	Total/NA
Iron	15.0		0.050	0.019	mg/L	1		6010C	Total/NA
Magnesium	153		0.20	0.043	mg/L	1		6010C	Total/NA
Manganese	2.1	B	0.0030	0.00040	mg/L	1		6010C	Total/NA
Potassium	4.0		0.50	0.10	mg/L	1		6010C	Total/NA
Sodium	649		1.0	0.32	mg/L	1		6010C	Total/NA
Chloride	1630		10.0	5.6	mg/L	20		300.0	Total/NA
Sulfate	79.8		40.0	7.0	mg/L	20		300.0	Total/NA
Ammonia	0.083		0.020	0.0090	mg/L	1		350.1	Total/NA
Nitrate	0.083		0.050	0.020	mg/L	1		353.2	Total/NA
Total Organic Carbon	12.9		1.0	0.43	mg/L	1		9060A	Total/NA
Total Alkalinity	447		5.0	0.79	mg/L	1		SM 2320B	Total/NA

Client Sample ID: MW-7-8-082721

Lab Sample ID: 480-188868-3

Analyte	Result	Qualifier	RL	MDL	Unit	Dil Fac	D	Method	Prep Type
cis-1,2-Dichloroethene	410		10	8.1	ug/L	10		8260C	Total/NA
Tetrachloroethene	670		10	3.6	ug/L	10		8260C	Total/NA
Trichloroethene	300		10	4.6	ug/L	10		8260C	Total/NA
Vinyl chloride	180		10	9.0	ug/L	10		8260C	Total/NA
Carbon dioxide	21000		5000	5000	ug/L	1		RSK-175	Total/NA
Ethane	6.5	J	7.5	1.5	ug/L	1		RSK-175	Total/NA
Ethene	2.3	J	7.0	1.5	ug/L	1		RSK-175	Total/NA
Methane	6.5		4.0	1.0	ug/L	1		RSK-175	Total/NA
Iron	19.2		0.050	0.019	mg/L	1		6010C	Total/NA
Magnesium	183		0.20	0.043	mg/L	1		6010C	Total/NA
Manganese	0.70	B	0.0030	0.00040	mg/L	1		6010C	Total/NA
Potassium	48.5		0.50	0.10	mg/L	1		6010C	Total/NA
Sodium	2240		5.0	1.6	mg/L	5		6010C	Total/NA
Chloride	4960		25.0	14.1	mg/L	50		300.0	Total/NA
Sulfate	189		100	17.5	mg/L	50		300.0	Total/NA
Ammonia	0.41		0.020	0.0090	mg/L	1		350.1	Total/NA

This Detection Summary does not include radiochemical test results.

Eurofins TestAmerica, Buffalo

Detection Summary

Client: GHD Services Inc.
Project/Site: 058507, GM Lockport SSOW 256043

Job ID: 480-188667-1
SDG: BCP

Client Sample ID: MW-7-8-082721 (Continued)

Lab Sample ID: 480-188868-3

Analyte	Result	Qualifier	RL	MDL	Unit	Dil Fac	D	Method	Prep Type
Total Organic Carbon	1.6		1.0	0.43	mg/L	1		9060A	Total/NA
Total Alkalinity	135		5.0	0.79	mg/L	1		SM 2320B	Total/NA

Client Sample ID: MW-6-F-8-082621

Lab Sample ID: 480-188868-4

Analyte	Result	Qualifier	RL	MDL	Unit	Dil Fac	D	Method	Prep Type
Carbon dioxide	54000		5000	5000	ug/L	1		RSK-175	Total/NA

Client Sample ID: MW-10-3-082721

Lab Sample ID: 480-188868-5

Analyte	Result	Qualifier	RL	MDL	Unit	Dil Fac	D	Method	Prep Type
cis-1,2-Dichloroethene	12		1.0	0.81	ug/L	1		8260C	Total/NA
Tetrachloroethene	13		1.0	0.36	ug/L	1		8260C	Total/NA
Trichloroethene	12		1.0	0.46	ug/L	1		8260C	Total/NA
Carbon dioxide	9800		5000	5000	ug/L	1		RSK-175	Total/NA
Magnesium	33.2		0.20	0.043	mg/L	1		6010C	Total/NA
Manganese	0.0073	B	0.0030	0.00040	mg/L	1		6010C	Total/NA
Potassium	4.6		0.50	0.10	mg/L	1		6010C	Total/NA
Sodium	119		1.0	0.32	mg/L	1		6010C	Total/NA
Chloride	173		2.5	1.4	mg/L	5		300.0	Total/NA
Sulfate	252		10.0	1.7	mg/L	5		300.0	Total/NA
Nitrate	0.13		0.050	0.020	mg/L	1		353.2	Total/NA
Total Organic Carbon	1.3		1.0	0.43	mg/L	1		9060A	Total/NA
Total Alkalinity	164		5.0	0.79	mg/L	1		SM 2320B	Total/NA

Client Sample ID: TRIP BLANK-082721

Lab Sample ID: 480-188868-6

No Detections.

Client Sample ID: MW-8-1-083021

Lab Sample ID: 480-188934-1

Analyte	Result	Qualifier	RL	MDL	Unit	Dil Fac	D	Method	Prep Type
cis-1,2-Dichloroethene	0.85	J	1.0	0.81	ug/L	1		8260C	Total/NA
Carbon dioxide	45000		5000	5000	ug/L	1		RSK-175	Total/NA
Ethane	16		7.5	1.5	ug/L	1		RSK-175	Total/NA
Methane	160		4.0	1.0	ug/L	1		RSK-175	Total/NA
Iron	0.034	J	0.050	0.019	mg/L	1		6010C	Total/NA
Magnesium	118		0.20	0.043	mg/L	1		6010C	Total/NA
Manganese	0.11	B	0.0030	0.00040	mg/L	1		6010C	Total/NA
Potassium	19.5		0.50	0.10	mg/L	1		6010C	Total/NA
Sodium	633		1.0	0.32	mg/L	1		6010C	Total/NA
Chloride	1370		10.0	5.6	mg/L	20		300.0	Total/NA
Sulfate	835		40.0	7.0	mg/L	20		300.0	Total/NA
Ammonia	1.1		0.020	0.0090	mg/L	1		350.1	Total/NA
Total Organic Carbon	0.89	J	1.0	0.43	mg/L	1		9060A	Total/NA
Total Alkalinity	288		5.0	0.79	mg/L	1		SM 2320B	Total/NA
Sulfide	6.0		1.0	0.67	mg/L	1		SM 4500 S2 F	Total/NA

Client Sample ID: MW-8-2-083021

Lab Sample ID: 480-188934-2

Analyte	Result	Qualifier	RL	MDL	Unit	Dil Fac	D	Method	Prep Type
Vinyl chloride	930		40	36	ug/L	40		8260C	Total/NA
cis-1,2-Dichloroethene - DL	7500		200	160	ug/L	200		8260C	Total/NA
Carbon dioxide	34000		5000	5000	ug/L	1		RSK-175	Total/NA

This Detection Summary does not include radiochemical test results.

Eurofins TestAmerica, Buffalo

Detection Summary

Client: GHD Services Inc.
Project/Site: 058507, GM Lockport SSOW 256043

Job ID: 480-188667-1
SDG: BCP

Client Sample ID: MW-8-2-083021 (Continued)

Lab Sample ID: 480-188934-2

Analyte	Result	Qualifier	RL	MDL	Unit	Dil Fac	D	Method	Prep Type
Ethane	7.7		7.5	1.5	ug/L	1		RSK-175	Total/NA
Ethene	8.1		7.0	1.5	ug/L	1		RSK-175	Total/NA
Methane	380		4.0	1.0	ug/L	1		RSK-175	Total/NA
Iron	0.62		0.050	0.019	mg/L	1		6010C	Total/NA
Magnesium	58.0		0.20	0.043	mg/L	1		6010C	Total/NA
Manganese	0.025	B	0.0030	0.00040	mg/L	1		6010C	Total/NA
Potassium	16.6		0.50	0.10	mg/L	1		6010C	Total/NA
Sodium	237		1.0	0.32	mg/L	1		6010C	Total/NA
Chloride	489		5.0	2.8	mg/L	10		300.0	Total/NA
Sulfate	157		20.0	3.5	mg/L	10		300.0	Total/NA
Ammonia	0.82		0.020	0.0090	mg/L	1		350.1	Total/NA
Nitrate	0.026	J	0.050	0.020	mg/L	1		353.2	Total/NA
Total Organic Carbon	1.4		1.0	0.43	mg/L	1		9060A	Total/NA
Total Alkalinity	320	F1	5.0	0.79	mg/L	1		SM 2320B	Total/NA
Sulfide	0.80	J	1.0	0.67	mg/L	1		SM 4500 S2 F	Total/NA

Client Sample ID: TK-6-083021

Lab Sample ID: 480-188934-3

Analyte	Result	Qualifier	RL	MDL	Unit	Dil Fac	D	Method	Prep Type
Carbon dioxide	31000		5000	5000	ug/L	1		RSK-175	Total/NA
Magnesium	28.6		0.20	0.043	mg/L	1		6010C	Total/NA
Manganese	0.0022	J B	0.0030	0.00040	mg/L	1		6010C	Total/NA
Potassium	1.1		0.50	0.10	mg/L	1		6010C	Total/NA
Sodium	683		1.0	0.32	mg/L	1		6010C	Total/NA
Chloride	987		5.0	2.8	mg/L	10		300.0	Total/NA
Sulfate	151		20.0	3.5	mg/L	10		300.0	Total/NA
Nitrate	0.52		0.050	0.020	mg/L	1		353.2	Total/NA
Total Organic Carbon	0.96	J	1.0	0.43	mg/L	1		9060A	Total/NA
Total Alkalinity	376		5.0	0.79	mg/L	1		SM 2320B	Total/NA

Client Sample ID: TRIP BLANK-083021

Lab Sample ID: 480-188934-4

No Detections.

Client Sample ID: MW-9-101-A-083121

Lab Sample ID: 480-188984-1

Analyte	Result	Qualifier	RL	MDL	Unit	Dil Fac	D	Method	Prep Type
Carbon dioxide	31000		5000	5000	ug/L	1		RSK-175	Total/NA
Magnesium	133		0.20	0.043	mg/L	1		6010C	Total/NA
Manganese	0.019	B	0.0030	0.00040	mg/L	1		6010C	Total/NA
Potassium	28.3		0.50	0.10	mg/L	1		6010C	Total/NA
Sodium	1940		5.0	1.6	mg/L	5		6010C	Total/NA
Chloride	3430		25.0	14.1	mg/L	50		300.0	Total/NA
Sulfate	1290		100	17.5	mg/L	50		300.0	Total/NA
Nitrate	0.54		0.050	0.020	mg/L	1		353.2	Total/NA
Nitrite	0.028	J B	0.050	0.020	mg/L	1		353.2	Total/NA
Total Organic Carbon	4.0		1.0	0.43	mg/L	1		9060A	Total/NA
Total Alkalinity	250		5.0	0.79	mg/L	1		SM 2320B	Total/NA

Client Sample ID: MW-9-12-083121

Lab Sample ID: 480-188984-2

Analyte	Result	Qualifier	RL	MDL	Unit	Dil Fac	D	Method	Prep Type
Carbon dioxide	28000		5000	5000	ug/L	1		RSK-175	Total/NA

This Detection Summary does not include radiochemical test results.

Eurofins TestAmerica, Buffalo

Detection Summary

Client: GHD Services Inc.
Project/Site: 058507, GM Lockport SSOW 256043

Job ID: 480-188667-1
SDG: BCP

Client Sample ID: MW-9-12-083121 (Continued)

Lab Sample ID: 480-188984-2

Analyte	Result	Qualifier	RL	MDL	Unit	Dil Fac	D	Method	Prep Type
Methane	13		4.0	1.0	ug/L	1		RSK-175	Total/NA
Iron	0.14		0.050	0.019	mg/L	1		6010C	Total/NA
Magnesium	36.3		0.20	0.043	mg/L	1		6010C	Total/NA
Manganese	0.40	B	0.0030	0.00040	mg/L	1		6010C	Total/NA
Potassium	5.2		0.50	0.10	mg/L	1		6010C	Total/NA
Sodium	621		1.0	0.32	mg/L	1		6010C	Total/NA
Chloride	984		5.0	2.8	mg/L	10		300.0	Total/NA
Sulfate	128		20.0	3.5	mg/L	10		300.0	Total/NA
Ammonia	0.041		0.020	0.0090	mg/L	1		350.1	Total/NA
Nitrate	0.16		0.050	0.020	mg/L	1		353.2	Total/NA
Nitrite	0.022	J B	0.050	0.020	mg/L	1		353.2	Total/NA
Total Organic Carbon	1.5		1.0	0.43	mg/L	1		9060A	Total/NA
Total Alkalinity	329		5.0	0.79	mg/L	1		SM 2320B	Total/NA

Client Sample ID: MW-8-3-083121

Lab Sample ID: 480-188984-3

Analyte	Result	Qualifier	RL	MDL	Unit	Dil Fac	D	Method	Prep Type
cis-1,2-Dichloroethene	6.2		2.0	1.6	ug/L	2		8260C	Total/NA
Trichloroethene	1.3	J	2.0	0.92	ug/L	2		8260C	Total/NA
Vinyl chloride	14		2.0	1.8	ug/L	2		8260C	Total/NA
Carbon dioxide	100000		5000	5000	ug/L	1		RSK-175	Total/NA
Ethane	13		7.5	1.5	ug/L	1		RSK-175	Total/NA
Methane	83		4.0	1.0	ug/L	1		RSK-175	Total/NA
Iron	0.25		0.050	0.019	mg/L	1		6010C	Total/NA
Magnesium	55.6		0.20	0.043	mg/L	1		6010C	Total/NA
Manganese	7.7	B	0.0030	0.00040	mg/L	1		6010C	Total/NA
Potassium	386		0.50	0.10	mg/L	1		6010C	Total/NA
Sodium	327		1.0	0.32	mg/L	1		6010C	Total/NA
Chloride	1860		10.0	5.6	mg/L	20		300.0	Total/NA
Sulfate	35.3	J	40.0	7.0	mg/L	20		300.0	Total/NA
Ammonia	4.7		0.10	0.045	mg/L	5		350.1	Total/NA
Nitrate	0.024	J	0.050	0.020	mg/L	1		353.2	Total/NA
Nitrite	0.023	J B	0.050	0.020	mg/L	1		353.2	Total/NA
Total Organic Carbon	9.4		1.0	0.43	mg/L	1		9060A	Total/NA
Total Alkalinity	324		5.0	0.79	mg/L	1		SM 2320B	Total/NA

Client Sample ID: TRIP BLANK-083121

Lab Sample ID: 480-188984-4

No Detections.

Client Sample ID: GW-DUPE-090121

Lab Sample ID: 480-189039-1

Analyte	Result	Qualifier	RL	MDL	Unit	Dil Fac	D	Method	Prep Type
cis-1,2-Dichloroethene	19		2.0	1.6	ug/L	2		8260C	Total/NA
trans-1,2-Dichloroethene	3.9		2.0	1.8	ug/L	2		8260C	Total/NA
Vinyl chloride	24		2.0	1.8	ug/L	2		8260C	Total/NA
Carbon dioxide	20000		5000	5000	ug/L	1		RSK-175	Total/NA
Ethene	34	J	77	17	ug/L	11		RSK-175	Total/NA
Methane	480		44	11	ug/L	11		RSK-175	Total/NA
Iron	0.33		0.050	0.019	mg/L	1		6010C	Total/NA
Magnesium	51.7		0.20	0.043	mg/L	1		6010C	Total/NA
Manganese	0.19		0.0030	0.00040	mg/L	1		6010C	Total/NA
Potassium	7.9		0.50	0.10	mg/L	1		6010C	Total/NA

This Detection Summary does not include radiochemical test results.

Eurofins TestAmerica, Buffalo

Detection Summary

Client: GHD Services Inc.
 Project/Site: 058507, GM Lockport SSOW 256043

Job ID: 480-188667-1
 SDG: BCP

Client Sample ID: GW-DUPE-090121 (Continued)

Lab Sample ID: 480-189039-1

Analyte	Result	Qualifier	RL	MDL	Unit	Dil Fac	D	Method	Prep Type
Sodium	1200		5.0	1.6	mg/L	5		6010C	Total/NA
Chloride	2060		10.0	5.6	mg/L	20		300.0	Total/NA
Sulfate	151		40.0	7.0	mg/L	20		300.0	Total/NA
Ammonia	0.30		0.020	0.0090	mg/L	1		350.1	Total/NA
Nitrate	0.031	J	0.050	0.020	mg/L	1		353.2	Total/NA
Total Organic Carbon	1.8		1.0	0.43	mg/L	1		9060A	Total/NA
Total Alkalinity	283		5.0	0.79	mg/L	1		SM 2320B	Total/NA
Sulfide	0.80	J	1.0	0.67	mg/L	1		SM 4500 S2 F	Total/NA

Client Sample ID: MW-7-P-1-090121

Lab Sample ID: 480-189039-2

Analyte	Result	Qualifier	RL	MDL	Unit	Dil Fac	D	Method	Prep Type
cis-1,2-Dichloroethene	1.7		1.0	0.81	ug/L	1		8260C	Total/NA
trans-1,2-Dichloroethene	1.5		1.0	0.90	ug/L	1		8260C	Total/NA
Trichloroethene	0.46	J	1.0	0.46	ug/L	1		8260C	Total/NA
Vinyl chloride	1.6		1.0	0.90	ug/L	1		8260C	Total/NA
Carbon dioxide	100000		5000	5000	ug/L	1		RSK-175	Total/NA
Methane - DL	4600		350	88	ug/L	88		RSK-175	Total/NA
Iron	45.2		0.050	0.019	mg/L	1		6010C	Total/NA
Magnesium	203		0.20	0.043	mg/L	1		6010C	Total/NA
Manganese	2.9		0.0030	0.00040	mg/L	1		6010C	Total/NA
Potassium	23.4		0.50	0.10	mg/L	1		6010C	Total/NA
Sodium	198		1.0	0.32	mg/L	1		6010C	Total/NA
Chloride	2350		25.0	14.1	mg/L	50		300.0	Total/NA
Sulfate	24.4	J	100	17.5	mg/L	50		300.0	Total/NA
Ammonia	131		4.0	1.8	mg/L	200		350.1	Total/NA
Nitrate	0.35		0.050	0.020	mg/L	1		353.2	Total/NA
Nitrite	0.094		0.050	0.020	mg/L	1		353.2	Total/NA
Total Organic Carbon	5.5		1.0	0.43	mg/L	1		9060A	Total/NA
Total Alkalinity	266		5.0	0.79	mg/L	1		SM 2320B	Total/NA

Client Sample ID: MW-10-2-090121

Lab Sample ID: 480-189039-3

Analyte	Result	Qualifier	RL	MDL	Unit	Dil Fac	D	Method	Prep Type
cis-1,2-Dichloroethene	19		2.0	1.6	ug/L	2		8260C	Total/NA
trans-1,2-Dichloroethene	4.6		2.0	1.8	ug/L	2		8260C	Total/NA
Vinyl chloride	33		2.0	1.8	ug/L	2		8260C	Total/NA
Carbon dioxide	22000		5000	5000	ug/L	1		RSK-175	Total/NA
Ethane	21	J	83	17	ug/L	11		RSK-175	Total/NA
Ethene	47	J	77	17	ug/L	11		RSK-175	Total/NA
Methane	600		44	11	ug/L	11		RSK-175	Total/NA
Iron	0.35		0.050	0.019	mg/L	1		6010C	Total/NA
Magnesium	52.8		0.20	0.043	mg/L	1		6010C	Total/NA
Manganese	0.20		0.0030	0.00040	mg/L	1		6010C	Total/NA
Potassium	8.1		0.50	0.10	mg/L	1		6010C	Total/NA
Sodium	1230		5.0	1.6	mg/L	5		6010C	Total/NA
Chloride	1990		10.0	5.6	mg/L	20		300.0	Total/NA
Sulfate	146		40.0	7.0	mg/L	20		300.0	Total/NA
Ammonia	0.32		0.020	0.0090	mg/L	1		350.1	Total/NA
Total Organic Carbon	1.9		1.0	0.43	mg/L	1		9060A	Total/NA
Total Alkalinity	285		5.0	0.79	mg/L	1		SM 2320B	Total/NA
Sulfide	0.80	J	1.0	0.67	mg/L	1		SM 4500 S2 F	Total/NA

This Detection Summary does not include radiochemical test results.

Eurofins TestAmerica, Buffalo

Detection Summary

Client: GHD Services Inc.
Project/Site: 058507, GM Lockport SSOW 256043

Job ID: 480-188667-1
SDG: BCP

Client Sample ID: BLDG-10-MW-1-090121

Lab Sample ID: 480-189039-4

Analyte	Result	Qualifier	RL	MDL	Unit	Dil Fac	D	Method	Prep Type
Tetrachloroethene	140000		2000	720	ug/L	2000		8260C	Total/NA
Trichloroethene	4100		2000	920	ug/L	2000		8260C	Total/NA
Carbon dioxide	67000		5000	5000	ug/L	1		RSK-175	Total/NA
Ethene	2.7	J	7.0	1.5	ug/L	1		RSK-175	Total/NA
Methane	4.6		4.0	1.0	ug/L	1		RSK-175	Total/NA
Iron	1.1		0.050	0.019	mg/L	1		6010C	Total/NA
Magnesium	103		0.20	0.043	mg/L	1		6010C	Total/NA
Manganese	0.70		0.0030	0.00040	mg/L	1		6010C	Total/NA
Potassium	4.7		0.50	0.10	mg/L	1		6010C	Total/NA
Sodium	137		1.0	0.32	mg/L	1		6010C	Total/NA
Chloride	591		5.0	2.8	mg/L	10		300.0	Total/NA
Sulfate	224		20.0	3.5	mg/L	10		300.0	Total/NA
Ammonia	0.14	F1	0.020	0.0090	mg/L	1		350.1	Total/NA
Total Organic Carbon	4.7		1.0	0.43	mg/L	1		9060A	Total/NA
Total Alkalinity	306		5.0	0.79	mg/L	1		SM 2320B	Total/NA

Client Sample ID: TRIP BLANK-090121

Lab Sample ID: 480-189039-5

No Detections.

This Detection Summary does not include radiochemical test results.

Eurofins TestAmerica, Buffalo

Client Sample Results

Client: GHD Services Inc.
Project/Site: 058507, GM Lockport SSOW 256043

Job ID: 480-188667-1
SDG: BCP

Client Sample ID: MW-7-1R-082321

Lab Sample ID: 480-188667-1

Date Collected: 08/23/21 09:00

Matrix: Water

Date Received: 08/23/21 17:08

Method: 8260C - Volatile Organic Compounds by GC/MS

Analyte	Result	Qualifier	RL	MDL	Unit	D	Prepared	Analyzed	Dil Fac
cis-1,2-Dichloroethene	ND		4.0	3.2	ug/L			08/31/21 14:10	4
Tetrachloroethene	ND		4.0	1.4	ug/L			08/31/21 14:10	4
trans-1,2-Dichloroethene	ND		4.0	3.6	ug/L			08/31/21 14:10	4
Trichloroethene	ND		4.0	1.8	ug/L			08/31/21 14:10	4
Vinyl chloride	ND		4.0	3.6	ug/L			08/31/21 14:10	4

Surrogate	%Recovery	Qualifier	Limits			Prepared	Analyzed	Dil Fac
1,2-Dichloroethane-d4 (Surr)	97		77 - 120				08/31/21 14:10	4
4-Bromofluorobenzene (Surr)	93		73 - 120				08/31/21 14:10	4
Toluene-d8 (Surr)	94		80 - 120				08/31/21 14:10	4
Dibromofluoromethane (Surr)	99		75 - 123				08/31/21 14:10	4

Method: RSK-175 - Dissolved Gases (GC)

Analyte	Result	Qualifier	RL	MDL	Unit	D	Prepared	Analyzed	Dil Fac
Carbon dioxide	59000		5000	5000	ug/L			08/30/21 18:09	1
Ethane	ND		7.5	1.5	ug/L			08/29/21 21:53	1
Ethene	ND		7.0	1.5	ug/L			08/29/21 21:53	1
Methane	24		4.0	1.0	ug/L			08/29/21 21:53	1

Method: 6010C - Metals (ICP)

Analyte	Result	Qualifier	RL	MDL	Unit	D	Prepared	Analyzed	Dil Fac
Iron	0.17		0.050	0.019	mg/L		08/26/21 08:11	08/26/21 18:51	1
Magnesium	156		0.20	0.043	mg/L		08/26/21 08:11	08/26/21 18:51	1
Manganese	0.76	B	0.0030	0.00040	mg/L		08/26/21 08:11	08/26/21 18:51	1
Potassium	7.2		0.50	0.10	mg/L		08/26/21 08:11	08/26/21 18:51	1
Sodium	1090		5.0	1.6	mg/L		08/26/21 08:11	08/27/21 13:12	5

General Chemistry

Analyte	Result	Qualifier	RL	MDL	Unit	D	Prepared	Analyzed	Dil Fac
Chloride	2560		10.0	5.6	mg/L			08/25/21 21:27	20
Sulfate	114		40.0	7.0	mg/L			08/25/21 21:27	20
Ammonia	0.025		0.020	0.0090	mg/L			08/25/21 08:57	1
Nitrate	0.020	J	0.050	0.020	mg/L			08/24/21 17:04	1
Nitrite	ND		0.050	0.020	mg/L			08/24/21 17:04	1
Total Organic Carbon	1.5		1.0	0.43	mg/L			08/26/21 10:56	1
Total Alkalinity	309	F1	5.0	0.79	mg/L			08/24/21 22:03	1
Sulfide	ND		1.0	0.67	mg/L			08/30/21 16:32	1

Client Sample ID: MW-7-2-082321

Lab Sample ID: 480-188667-2

Date Collected: 08/23/21 12:45

Matrix: Water

Date Received: 08/23/21 17:08

Method: 8260C - Volatile Organic Compounds by GC/MS

Analyte	Result	Qualifier	RL	MDL	Unit	D	Prepared	Analyzed	Dil Fac
cis-1,2-Dichloroethene	ND		1.0	0.81	ug/L			08/31/21 02:42	1
Tetrachloroethene	ND		1.0	0.36	ug/L			08/31/21 02:42	1
trans-1,2-Dichloroethene	ND		1.0	0.90	ug/L			08/31/21 02:42	1
Trichloroethene	ND		1.0	0.46	ug/L			08/31/21 02:42	1
Vinyl chloride	ND		1.0	0.90	ug/L			08/31/21 02:42	1

Client Sample Results

Client: GHD Services Inc.
Project/Site: 058507, GM Lockport SSOW 256043

Job ID: 480-188667-1
SDG: BCP

Client Sample ID: MW-7-2-082321

Lab Sample ID: 480-188667-2

Date Collected: 08/23/21 12:45

Matrix: Water

Date Received: 08/23/21 17:08

Surrogate	%Recovery	Qualifier	Limits	Prepared	Analyzed	Dil Fac
1,2-Dichloroethane-d4 (Surr)	97		77 - 120		08/31/21 02:42	1
4-Bromofluorobenzene (Surr)	92		73 - 120		08/31/21 02:42	1
Toluene-d8 (Surr)	92		80 - 120		08/31/21 02:42	1
Dibromofluoromethane (Surr)	98		75 - 123		08/31/21 02:42	1

Method: RSK-175 - Dissolved Gases (GC)

Analyte	Result	Qualifier	RL	MDL	Unit	D	Prepared	Analyzed	Dil Fac
Carbon dioxide	31000		5000	5000	ug/L			08/30/21 18:18	1
Ethane	ND		7.5	1.5	ug/L			08/27/21 00:41	1
Ethene	ND		7.0	1.5	ug/L			08/27/21 00:41	1
Methane	ND		4.0	1.0	ug/L			08/27/21 00:41	1

Method: 6010C - Metals (ICP)

Analyte	Result	Qualifier	RL	MDL	Unit	D	Prepared	Analyzed	Dil Fac
Iron	0.043	J	0.050	0.019	mg/L		08/26/21 08:11	08/26/21 18:56	1
Magnesium	35.3		0.20	0.043	mg/L		08/26/21 08:11	08/26/21 18:56	1
Manganese	0.0059	B	0.0030	0.00040	mg/L		08/26/21 08:11	08/26/21 18:56	1
Potassium	1.2		0.50	0.10	mg/L		08/26/21 08:11	08/26/21 18:56	1
Sodium	109		1.0	0.32	mg/L		08/26/21 08:11	08/26/21 18:56	1

General Chemistry

Analyte	Result	Qualifier	RL	MDL	Unit	D	Prepared	Analyzed	Dil Fac
Chloride	195		2.5	1.4	mg/L			08/25/21 21:45	5
Sulfate	24.8		10.0	1.7	mg/L			08/25/21 21:45	5
Ammonia	ND		0.020	0.0090	mg/L			08/25/21 08:58	1
Nitrate	0.038	J	0.050	0.020	mg/L			08/24/21 17:05	1
Nitrite	ND		0.050	0.020	mg/L			08/24/21 17:05	1
Total Organic Carbon	1.5		1.0	0.43	mg/L			08/26/21 11:54	1
Total Alkalinity	322		5.0	0.79	mg/L			08/24/21 22:17	1
Sulfide	ND		1.0	0.67	mg/L			08/30/21 16:32	1

Client Sample ID: MW-7-3-082321

Lab Sample ID: 480-188667-3

Date Collected: 08/23/21 10:45

Matrix: Water

Date Received: 08/23/21 17:08

Method: 8260C - Volatile Organic Compounds by GC/MS

Analyte	Result	Qualifier	RL	MDL	Unit	D	Prepared	Analyzed	Dil Fac
cis-1,2-Dichloroethene	ND		2.0	1.6	ug/L			08/31/21 03:05	2
Tetrachloroethene	ND		2.0	0.72	ug/L			08/31/21 03:05	2
trans-1,2-Dichloroethene	ND		2.0	1.8	ug/L			08/31/21 03:05	2
Trichloroethene	ND		2.0	0.92	ug/L			08/31/21 03:05	2
Vinyl chloride	ND		2.0	1.8	ug/L			08/31/21 03:05	2

Surrogate	%Recovery	Qualifier	Limits	Prepared	Analyzed	Dil Fac
1,2-Dichloroethane-d4 (Surr)	99		77 - 120		08/31/21 03:05	2
4-Bromofluorobenzene (Surr)	93		73 - 120		08/31/21 03:05	2
Toluene-d8 (Surr)	95		80 - 120		08/31/21 03:05	2
Dibromofluoromethane (Surr)	96		75 - 123		08/31/21 03:05	2

Method: RSK-175 - Dissolved Gases (GC)

Analyte	Result	Qualifier	RL	MDL	Unit	D	Prepared	Analyzed	Dil Fac
Carbon dioxide	83000		5000	5000	ug/L			08/30/21 18:27	1

Eurofins TestAmerica, Buffalo

Client Sample Results

Client: GHD Services Inc.
Project/Site: 058507, GM Lockport SSOW 256043

Job ID: 480-188667-1
SDG: BCP

Client Sample ID: MW-7-3-082321

Lab Sample ID: 480-188667-3

Date Collected: 08/23/21 10:45

Matrix: Water

Date Received: 08/23/21 17:08

Method: RSK-175 - Dissolved Gases (GC) (Continued)

Analyte	Result	Qualifier	RL	MDL	Unit	D	Prepared	Analyzed	Dil Fac
Ethane	ND		7.5	1.5	ug/L			08/29/21 22:12	1
Ethene	ND		7.0	1.5	ug/L			08/29/21 22:12	1
Methane	130		4.0	1.0	ug/L			08/29/21 22:12	1

Method: 6010C - Metals (ICP)

Analyte	Result	Qualifier	RL	MDL	Unit	D	Prepared	Analyzed	Dil Fac
Iron	7.3		0.050	0.019	mg/L		08/26/21 08:11	08/26/21 18:59	1
Magnesium	142		0.20	0.043	mg/L		08/26/21 08:11	08/26/21 18:59	1
Manganese	0.48	B	0.0030	0.00040	mg/L		08/26/21 08:11	08/26/21 18:59	1
Potassium	27.7		0.50	0.10	mg/L		08/26/21 08:11	08/26/21 18:59	1
Sodium	4920		10.0	3.2	mg/L		08/26/21 08:11	08/27/21 13:16	10

General Chemistry

Analyte	Result	Qualifier	RL	MDL	Unit	D	Prepared	Analyzed	Dil Fac
Chloride	8760		50.0	28.2	mg/L			08/25/21 22:03	100
Sulfate	681		200	34.9	mg/L			08/25/21 22:03	100
Ammonia	1.1		0.020	0.0090	mg/L			08/25/21 08:59	1
Nitrate	0.044	J	0.050	0.020	mg/L			08/24/21 17:06	1
Nitrite	ND		0.050	0.020	mg/L			08/24/21 17:06	1
Total Organic Carbon	3.8		1.0	0.43	mg/L			08/26/21 12:53	1
Total Alkalinity	407		5.0	0.79	mg/L			08/24/21 22:24	1
Sulfide	ND		1.0	0.67	mg/L			08/30/21 16:32	1

Client Sample ID: MW-7-5-082321

Lab Sample ID: 480-188667-4

Date Collected: 08/23/21 15:35

Matrix: Water

Date Received: 08/23/21 17:08

Method: 8260C - Volatile Organic Compounds by GC/MS

Analyte	Result	Qualifier	RL	MDL	Unit	D	Prepared	Analyzed	Dil Fac
trans-1,2-Dichloroethene	12		2.0	1.8	ug/L			08/31/21 03:28	2
Vinyl chloride	5.4		2.0	1.8	ug/L			08/31/21 03:28	2

Surrogate	%Recovery	Qualifier	Limits	Prepared	Analyzed	Dil Fac
1,2-Dichloroethane-d4 (Surr)	95		77 - 120		08/31/21 03:28	2
4-Bromofluorobenzene (Surr)	92		73 - 120		08/31/21 03:28	2
Toluene-d8 (Surr)	93		80 - 120		08/31/21 03:28	2
Dibromofluoromethane (Surr)	97		75 - 123		08/31/21 03:28	2

Method: 8260C - Volatile Organic Compounds by GC/MS - DL

Analyte	Result	Qualifier	RL	MDL	Unit	D	Prepared	Analyzed	Dil Fac
cis-1,2-Dichloroethene	730		100	81	ug/L			08/31/21 14:33	100
Tetrachloroethene	6500		100	36	ug/L			08/31/21 14:33	100
Trichloroethene	990		100	46	ug/L			08/31/21 14:33	100

Surrogate	%Recovery	Qualifier	Limits	Prepared	Analyzed	Dil Fac
1,2-Dichloroethane-d4 (Surr)	97		77 - 120		08/31/21 14:33	100
4-Bromofluorobenzene (Surr)	91		73 - 120		08/31/21 14:33	100
Toluene-d8 (Surr)	91		80 - 120		08/31/21 14:33	100
Dibromofluoromethane (Surr)	95		75 - 123		08/31/21 14:33	100

Eurofins TestAmerica, Buffalo

Client Sample Results

Client: GHD Services Inc.
Project/Site: 058507, GM Lockport SSOW 256043

Job ID: 480-188667-1
SDG: BCP

Client Sample ID: MW-7-5-082321

Lab Sample ID: 480-188667-4

Date Collected: 08/23/21 15:35

Matrix: Water

Date Received: 08/23/21 17:08

Method: RSK-175 - Dissolved Gases (GC)

Analyte	Result	Qualifier	RL	MDL	Unit	D	Prepared	Analyzed	Dil Fac
Carbon dioxide	66000		5000	5000	ug/L			08/30/21 18:36	1
Ethane	ND		7.5	1.5	ug/L			08/29/21 23:46	1
Ethene	ND		7.0	1.5	ug/L			08/29/21 23:46	1
Methane	13		4.0	1.0	ug/L			08/30/21 17:19	1

Method: 6010C - Metals (ICP)

Analyte	Result	Qualifier	RL	MDL	Unit	D	Prepared	Analyzed	Dil Fac
Iron	1.3		0.050	0.019	mg/L		08/26/21 08:11	08/26/21 19:04	1
Magnesium	101		0.20	0.043	mg/L		08/26/21 08:11	08/26/21 19:04	1
Manganese	1.2	B	0.0030	0.00040	mg/L		08/26/21 08:11	08/26/21 19:04	1
Potassium	8.2		0.50	0.10	mg/L		08/26/21 08:11	08/26/21 19:04	1
Sodium	2320		10.0	3.2	mg/L		08/26/21 08:11	08/27/21 13:19	10

General Chemistry

Analyte	Result	Qualifier	RL	MDL	Unit	D	Prepared	Analyzed	Dil Fac
Chloride	5990		25.0	14.1	mg/L			08/25/21 22:21	50
Sulfate	382		100	17.5	mg/L			08/25/21 22:21	50
Ammonia	0.068	F1	0.020	0.0090	mg/L			08/25/21 09:02	1
Nitrate	1.0		0.050	0.020	mg/L			08/24/21 17:44	1
Nitrite	0.068		0.050	0.020	mg/L			08/24/21 17:44	1
Total Organic Carbon	5.1		1.0	0.43	mg/L			08/26/21 13:22	1
Total Alkalinity	375		5.0	0.79	mg/L			08/24/21 22:32	1
Sulfide	ND		1.0	0.67	mg/L			08/30/21 16:32	1

Client Sample ID: Trip Blank-082321

Lab Sample ID: 480-188667-5

Date Collected: 08/23/21 00:00

Matrix: Water

Date Received: 08/23/21 17:08

Method: 8260C - Volatile Organic Compounds by GC/MS

Analyte	Result	Qualifier	RL	MDL	Unit	D	Prepared	Analyzed	Dil Fac
cis-1,2-Dichloroethene	ND		1.0	0.81	ug/L			08/31/21 03:52	1
Tetrachloroethene	0.87	J	1.0	0.36	ug/L			08/31/21 03:52	1
trans-1,2-Dichloroethene	ND		1.0	0.90	ug/L			08/31/21 03:52	1
Trichloroethene	ND		1.0	0.46	ug/L			08/31/21 03:52	1
Vinyl chloride	ND		1.0	0.90	ug/L			08/31/21 03:52	1

Surrogate	%Recovery	Qualifier	Limits	Prepared	Analyzed	Dil Fac
1,2-Dichloroethane-d4 (Surr)	95		77 - 120		08/31/21 03:52	1
4-Bromofluorobenzene (Surr)	91		73 - 120		08/31/21 03:52	1
Toluene-d8 (Surr)	93		80 - 120		08/31/21 03:52	1
Dibromofluoromethane (Surr)	96		75 - 123		08/31/21 03:52	1

Client Sample ID: MW-6-1-082421

Lab Sample ID: 480-188676-1

Date Collected: 08/24/21 10:50

Matrix: Water

Date Received: 08/24/21 14:08

Method: 8260C - Volatile Organic Compounds by GC/MS

Analyte	Result	Qualifier	RL	MDL	Unit	D	Prepared	Analyzed	Dil Fac
cis-1,2-Dichloroethene	ND		1.0	0.81	ug/L			08/31/21 04:15	1
Tetrachloroethene	ND		1.0	0.36	ug/L			08/31/21 04:15	1
trans-1,2-Dichloroethene	ND		1.0	0.90	ug/L			08/31/21 04:15	1

Eurofins TestAmerica, Buffalo

Client Sample Results

Client: GHD Services Inc.
Project/Site: 058507, GM Lockport SSOW 256043

Job ID: 480-188667-1
SDG: BCP

Client Sample ID: MW-6-1-082421

Lab Sample ID: 480-188676-1

Date Collected: 08/24/21 10:50

Matrix: Water

Date Received: 08/24/21 14:08

Method: 8260C - Volatile Organic Compounds by GC/MS (Continued)

Analyte	Result	Qualifier	RL	MDL	Unit	D	Prepared	Analyzed	Dil Fac
Trichloroethene	ND		1.0	0.46	ug/L			08/31/21 04:15	1
Vinyl chloride	ND		1.0	0.90	ug/L			08/31/21 04:15	1
Surrogate	%Recovery	Qualifier	Limits				Prepared	Analyzed	Dil Fac
1,2-Dichloroethane-d4 (Surr)	101		77 - 120					08/31/21 04:15	1
4-Bromofluorobenzene (Surr)	91		73 - 120					08/31/21 04:15	1
Toluene-d8 (Surr)	92		80 - 120					08/31/21 04:15	1
Dibromofluoromethane (Surr)	98		75 - 123					08/31/21 04:15	1

Method: RSK-175 - Dissolved Gases (GC)

Analyte	Result	Qualifier	RL	MDL	Unit	D	Prepared	Analyzed	Dil Fac
Carbon dioxide	100000		5000	5000	ug/L			08/30/21 15:40	1
Ethane	ND		7.5	1.5	ug/L			08/30/21 00:05	1
Ethene	ND		7.0	1.5	ug/L			08/30/21 00:05	1
Methane	110		4.0	1.0	ug/L			08/30/21 17:38	1

Method: 6010C - Metals (ICP)

Analyte	Result	Qualifier	RL	MDL	Unit	D	Prepared	Analyzed	Dil Fac
Iron	19.9	B	0.050	0.019	mg/L		08/25/21 08:58	08/25/21 19:44	1
Magnesium	63.4		0.20	0.043	mg/L		08/25/21 08:58	08/25/21 19:44	1
Manganese	3.9	B	0.0030	0.00040	mg/L		08/25/21 08:58	08/25/21 19:44	1
Potassium	4.2		0.50	0.10	mg/L		08/25/21 08:58	08/25/21 19:44	1
Sodium	561		1.0	0.32	mg/L		08/25/21 08:58	08/25/21 19:44	1

General Chemistry

Analyte	Result	Qualifier	RL	MDL	Unit	D	Prepared	Analyzed	Dil Fac
Chloride	1090		5.0	2.8	mg/L			08/27/21 16:45	10
Sulfate	39.4		20.0	3.5	mg/L			08/27/21 16:45	10
Ammonia	1.1		0.020	0.0090	mg/L			08/25/21 09:04	1
Nitrate	0.032	J	0.050	0.020	mg/L			08/24/21 17:45	1
Nitrite	0.027	J	0.050	0.020	mg/L			08/24/21 17:45	1
Total Organic Carbon	6.2		1.0	0.43	mg/L			08/26/21 13:50	1
Total Alkalinity	455		5.0	0.79	mg/L			08/24/21 21:08	1
Sulfide	ND		1.0	0.67	mg/L			08/31/21 12:49	1

Client Sample ID: MW-6-2-082421

Lab Sample ID: 480-188676-2

Date Collected: 08/24/21 09:20

Matrix: Water

Date Received: 08/24/21 14:08

Method: 8260C - Volatile Organic Compounds by GC/MS

Analyte	Result	Qualifier	RL	MDL	Unit	D	Prepared	Analyzed	Dil Fac
cis-1,2-Dichloroethene	ND		1.0	0.81	ug/L			08/31/21 04:38	1
Tetrachloroethene	ND		1.0	0.36	ug/L			08/31/21 04:38	1
trans-1,2-Dichloroethene	ND		1.0	0.90	ug/L			08/31/21 04:38	1
Trichloroethene	ND		1.0	0.46	ug/L			08/31/21 04:38	1
Vinyl chloride	ND		1.0	0.90	ug/L			08/31/21 04:38	1
Surrogate	%Recovery	Qualifier	Limits				Prepared	Analyzed	Dil Fac
1,2-Dichloroethane-d4 (Surr)	100		77 - 120					08/31/21 04:38	1
4-Bromofluorobenzene (Surr)	96		73 - 120					08/31/21 04:38	1
Toluene-d8 (Surr)	95		80 - 120					08/31/21 04:38	1

Eurofins TestAmerica, Buffalo

Client Sample Results

Client: GHD Services Inc.
Project/Site: 058507, GM Lockport SSOW 256043

Job ID: 480-188667-1
SDG: BCP

Client Sample ID: MW-6-2-082421

Lab Sample ID: 480-188676-2

Date Collected: 08/24/21 09:20

Matrix: Water

Date Received: 08/24/21 14:08

Method: 8260C - Volatile Organic Compounds by GC/MS (Continued)

Surrogate	%Recovery	Qualifier	Limits	Prepared	Analyzed	Dil Fac
Dibromofluoromethane (Surr)	99		75 - 123		08/31/21 04:38	1

Method: RSK-175 - Dissolved Gases (GC)

Analyte	Result	Qualifier	RL	MDL	Unit	D	Prepared	Analyzed	Dil Fac
Carbon dioxide	40000		5000	5000	ug/L			08/30/21 15:49	1
Ethane	ND		7.5	1.5	ug/L			08/30/21 00:24	1
Ethene	ND		7.0	1.5	ug/L			08/30/21 00:24	1
Methane	ND	+	4.0	1.0	ug/L			08/30/21 00:24	1

Method: 6010C - Metals (ICP)

Analyte	Result	Qualifier	RL	MDL	Unit	D	Prepared	Analyzed	Dil Fac
Iron	0.079	B	0.050	0.019	mg/L		08/25/21 08:58	08/25/21 19:48	1
Magnesium	48.5		0.20	0.043	mg/L		08/25/21 08:58	08/25/21 19:48	1
Manganese	0.43	B	0.0030	0.00040	mg/L		08/25/21 08:58	08/25/21 19:48	1
Potassium	5.2		0.50	0.10	mg/L		08/25/21 08:58	08/25/21 19:48	1
Sodium	616		1.0	0.32	mg/L		08/25/21 08:58	08/25/21 19:48	1

General Chemistry

Analyte	Result	Qualifier	RL	MDL	Unit	D	Prepared	Analyzed	Dil Fac
Chloride	1210		5.0	2.8	mg/L			08/27/21 17:03	10
Sulfate	93.7		20.0	3.5	mg/L			08/27/21 17:03	10
Ammonia	ND		0.020	0.0090	mg/L			08/25/21 09:05	1
Nitrate	0.024	J	0.050	0.020	mg/L			08/24/21 17:14	1
Nitrite	ND		0.050	0.020	mg/L			08/24/21 17:14	1
Total Organic Carbon	2.2		1.0	0.43	mg/L			08/26/21 14:20	1
Total Alkalinity	406		5.0	0.79	mg/L			08/24/21 21:16	1
Sulfide	ND		1.0	0.67	mg/L			08/31/21 12:49	1

Client Sample ID: MW-7-6-082421

Lab Sample ID: 480-188676-3

Date Collected: 08/24/21 12:50

Matrix: Water

Date Received: 08/24/21 14:08

Method: 8260C - Volatile Organic Compounds by GC/MS

Analyte	Result	Qualifier	RL	MDL	Unit	D	Prepared	Analyzed	Dil Fac
cis-1,2-Dichloroethene	690		10	8.1	ug/L			08/31/21 05:01	10
Tetrachloroethene	580		10	3.6	ug/L			08/31/21 05:01	10
trans-1,2-Dichloroethene	ND		10	9.0	ug/L			08/31/21 05:01	10
Trichloroethene	340		10	4.6	ug/L			08/31/21 05:01	10
Vinyl chloride	ND		10	9.0	ug/L			08/31/21 05:01	10

Surrogate	%Recovery	Qualifier	Limits	Prepared	Analyzed	Dil Fac
1,2-Dichloroethane-d4 (Surr)	97		77 - 120		08/31/21 05:01	10
4-Bromofluorobenzene (Surr)	91		73 - 120		08/31/21 05:01	10
Toluene-d8 (Surr)	93		80 - 120		08/31/21 05:01	10
Dibromofluoromethane (Surr)	99		75 - 123		08/31/21 05:01	10

Method: RSK-175 - Dissolved Gases (GC)

Analyte	Result	Qualifier	RL	MDL	Unit	D	Prepared	Analyzed	Dil Fac
Carbon dioxide	38000		5000	5000	ug/L			08/30/21 15:57	1
Ethane	5.3	J	7.5	1.5	ug/L			08/30/21 17:57	1
Ethene	ND		7.0	1.5	ug/L			08/30/21 17:57	1

Eurofins TestAmerica, Buffalo

Client Sample Results

Client: GHD Services Inc.
Project/Site: 058507, GM Lockport SSOW 256043

Job ID: 480-188667-1
SDG: BCP

Client Sample ID: MW-7-6-082421

Lab Sample ID: 480-188676-3

Date Collected: 08/24/21 12:50

Matrix: Water

Date Received: 08/24/21 14:08

Method: RSK-175 - Dissolved Gases (GC) (Continued)

Analyte	Result	Qualifier	RL	MDL	Unit	D	Prepared	Analyzed	Dil Fac
Methane	170		4.0	1.0	ug/L			08/30/21 17:57	1

Method: 6010C - Metals (ICP)

Analyte	Result	Qualifier	RL	MDL	Unit	D	Prepared	Analyzed	Dil Fac
Iron	0.10	B	0.050	0.019	mg/L		08/25/21 08:58	08/25/21 20:03	1
Magnesium	90.1		0.20	0.043	mg/L		08/25/21 08:58	08/25/21 20:03	1
Manganese	0.30	B	0.0030	0.00040	mg/L		08/25/21 08:58	08/25/21 20:03	1
Potassium	13.4		0.50	0.10	mg/L		08/25/21 08:58	08/25/21 20:03	1
Sodium	3180		10.0	3.2	mg/L		08/25/21 08:58	08/26/21 14:51	10

General Chemistry

Analyte	Result	Qualifier	RL	MDL	Unit	D	Prepared	Analyzed	Dil Fac
Chloride	5890		25.0	14.1	mg/L			08/27/21 17:21	50
Sulfate	278		100	17.5	mg/L			08/27/21 17:21	50
Ammonia	0.071		0.020	0.0090	mg/L			08/25/21 09:06	1
Nitrate	0.043	J	0.050	0.020	mg/L			08/24/21 17:17	1
Nitrite	ND		0.050	0.020	mg/L			08/24/21 17:17	1
Total Organic Carbon	2.4		1.0	0.43	mg/L			08/26/21 15:48	1
Total Alkalinity	306		5.0	0.79	mg/L			08/24/21 21:49	1
Sulfide	ND		1.0	0.67	mg/L			08/31/21 12:49	1

Client Sample ID: TRIP BLANK-082421

Lab Sample ID: 480-188676-4

Date Collected: 08/24/21 00:00

Matrix: Water

Date Received: 08/24/21 14:08

Method: 8260C - Volatile Organic Compounds by GC/MS

Analyte	Result	Qualifier	RL	MDL	Unit	D	Prepared	Analyzed	Dil Fac
cis-1,2-Dichloroethene	ND		1.0	0.81	ug/L			08/31/21 05:24	1
Tetrachloroethene	ND		1.0	0.36	ug/L			08/31/21 05:24	1
trans-1,2-Dichloroethene	ND		1.0	0.90	ug/L			08/31/21 05:24	1
Trichloroethene	ND		1.0	0.46	ug/L			08/31/21 05:24	1
Vinyl chloride	ND		1.0	0.90	ug/L			08/31/21 05:24	1

Surrogate	%Recovery	Qualifier	Limits	Prepared	Analyzed	Dil Fac
1,2-Dichloroethane-d4 (Surr)	94		77 - 120		08/31/21 05:24	1
4-Bromofluorobenzene (Surr)	95		73 - 120		08/31/21 05:24	1
Toluene-d8 (Surr)	92		80 - 120		08/31/21 05:24	1
Dibromofluoromethane (Surr)	92		75 - 123		08/31/21 05:24	1

Client Sample ID: MW-7-4-082521

Lab Sample ID: 480-188769-1

Date Collected: 08/25/21 13:10

Matrix: Water

Date Received: 08/25/21 15:14

Method: 8260C - Volatile Organic Compounds by GC/MS

Analyte	Result	Qualifier	RL	MDL	Unit	D	Prepared	Analyzed	Dil Fac
cis-1,2-Dichloroethene	ND		1.0	0.81	ug/L			08/31/21 12:22	1
Tetrachloroethene	ND		1.0	0.36	ug/L			08/31/21 12:22	1
trans-1,2-Dichloroethene	ND		1.0	0.90	ug/L			08/31/21 12:22	1
Trichloroethene	2.2		1.0	0.46	ug/L			08/31/21 12:22	1
Vinyl chloride	ND		1.0	0.90	ug/L			08/31/21 12:22	1

Eurofins TestAmerica, Buffalo

Client Sample Results

Client: GHD Services Inc.
Project/Site: 058507, GM Lockport SSOW 256043

Job ID: 480-188667-1
SDG: BCP

Client Sample ID: MW-7-4-082521

Lab Sample ID: 480-188769-1

Date Collected: 08/25/21 13:10

Matrix: Water

Date Received: 08/25/21 15:14

Surrogate	%Recovery	Qualifier	Limits	Prepared	Analyzed	Dil Fac
1,2-Dichloroethane-d4 (Surr)	100		77 - 120		08/31/21 12:22	1
4-Bromofluorobenzene (Surr)	88		73 - 120		08/31/21 12:22	1
Toluene-d8 (Surr)	97		80 - 120		08/31/21 12:22	1
Dibromofluoromethane (Surr)	102		75 - 123		08/31/21 12:22	1

Method: RSK-175 - Dissolved Gases (GC)

Analyte	Result	Qualifier	RL	MDL	Unit	D	Prepared	Analyzed	Dil Fac
Carbon dioxide	30000		5000	5000	ug/L			08/30/21 16:33	1
Ethane	ND		7.5	1.5	ug/L			08/31/21 21:38	1
Ethene	ND		7.0	1.5	ug/L			08/31/21 21:38	1
Methane	ND		4.0	1.0	ug/L			08/31/21 21:38	1

Method: 6010C - Metals (ICP)

Analyte	Result	Qualifier	RL	MDL	Unit	D	Prepared	Analyzed	Dil Fac
Iron	0.020	J	0.050	0.019	mg/L		08/30/21 08:09	08/30/21 22:15	1
Magnesium	40.2		0.20	0.043	mg/L		08/30/21 08:09	08/30/21 22:15	1
Manganese	0.0037	B	0.0030	0.00040	mg/L		08/30/21 08:09	08/30/21 22:15	1
Potassium	3.0		0.50	0.10	mg/L		08/30/21 08:09	08/30/21 22:15	1
Sodium	257		1.0	0.32	mg/L		08/30/21 08:09	08/30/21 22:15	1

General Chemistry

Analyte	Result	Qualifier	RL	MDL	Unit	D	Prepared	Analyzed	Dil Fac
Chloride	413		2.5	1.4	mg/L			09/01/21 22:51	5
Sulfate	59.3		10.0	1.7	mg/L			09/01/21 22:51	5
Ammonia	ND		0.020	0.0090	mg/L			08/26/21 11:50	1
Nitrate	0.026	J	0.050	0.020	mg/L			08/26/21 23:47	1
Nitrite	0.030	J B	0.050	0.020	mg/L			08/26/21 23:47	1
Total Organic Carbon	1.0		1.0	0.43	mg/L			09/03/21 03:16	1
Total Alkalinity	358		5.0	0.79	mg/L			08/31/21 16:07	1
Sulfide	ND		1.0	0.67	mg/L			08/31/21 12:49	1

Client Sample ID: MW-8-4-082521

Lab Sample ID: 480-188769-2

Date Collected: 08/25/21 11:13

Matrix: Water

Date Received: 08/25/21 15:14

Method: 8260C - Volatile Organic Compounds by GC/MS

Analyte	Result	Qualifier	RL	MDL	Unit	D	Prepared	Analyzed	Dil Fac
cis-1,2-Dichloroethene	67		1.0	0.81	ug/L			08/31/21 12:45	1
Tetrachloroethene	ND		1.0	0.36	ug/L			08/31/21 12:45	1
trans-1,2-Dichloroethene	ND		1.0	0.90	ug/L			08/31/21 12:45	1
Trichloroethene	12		1.0	0.46	ug/L			08/31/21 12:45	1
Vinyl chloride	29		1.0	0.90	ug/L			08/31/21 12:45	1

Surrogate	%Recovery	Qualifier	Limits	Prepared	Analyzed	Dil Fac
1,2-Dichloroethane-d4 (Surr)	102		77 - 120		08/31/21 12:45	1
4-Bromofluorobenzene (Surr)	89		73 - 120		08/31/21 12:45	1
Toluene-d8 (Surr)	97		80 - 120		08/31/21 12:45	1
Dibromofluoromethane (Surr)	104		75 - 123		08/31/21 12:45	1

Method: RSK-175 - Dissolved Gases (GC)

Analyte	Result	Qualifier	RL	MDL	Unit	D	Prepared	Analyzed	Dil Fac
Carbon dioxide	25000		5000	5000	ug/L			08/30/21 16:41	1

Eurofins TestAmerica, Buffalo

Client Sample Results

Client: GHD Services Inc.
 Project/Site: 058507, GM Lockport SSOW 256043

Job ID: 480-188667-1
 SDG: BCP

Client Sample ID: MW-8-4-082521

Lab Sample ID: 480-188769-2

Date Collected: 08/25/21 11:13

Matrix: Water

Date Received: 08/25/21 15:14

Method: RSK-175 - Dissolved Gases (GC) (Continued)

Analyte	Result	Qualifier	RL	MDL	Unit	D	Prepared	Analyzed	Dil Fac
Ethane	ND		83	17	ug/L			08/31/21 21:57	11
Ethene	ND		77	17	ug/L			08/31/21 21:57	11
Methane	360		44	11	ug/L			08/31/21 21:57	11

Method: 6010C - Metals (ICP)

Analyte	Result	Qualifier	RL	MDL	Unit	D	Prepared	Analyzed	Dil Fac
Iron	0.26		0.050	0.019	mg/L		08/30/21 08:09	08/30/21 22:46	1
Magnesium	50.7		0.20	0.043	mg/L		08/30/21 08:09	08/30/21 22:46	1
Manganese	0.27	B	0.0030	0.00040	mg/L		08/30/21 08:09	08/30/21 22:46	1
Potassium	11.2		0.50	0.10	mg/L		08/30/21 08:09	08/30/21 22:46	1
Sodium	1790		5.0	1.6	mg/L		08/30/21 08:09	08/31/21 14:06	5

General Chemistry

Analyte	Result	Qualifier	RL	MDL	Unit	D	Prepared	Analyzed	Dil Fac
Chloride	2970		25.0	14.1	mg/L			09/01/21 23:09	50
Sulfate	329		100	17.5	mg/L			09/01/21 23:09	50
Ammonia	0.065		0.020	0.0090	mg/L			08/26/21 11:51	1
Nitrate	ND		0.050	0.020	mg/L			08/26/21 22:40	1
Nitrite	ND		0.050	0.020	mg/L			08/26/21 22:40	1
Total Organic Carbon	2.8		1.0	0.43	mg/L			09/03/21 03:47	1
Total Alkalinity	319		5.0	0.79	mg/L			08/31/21 16:14	1
Sulfide	ND		1.0	0.67	mg/L			08/31/21 12:49	1

Client Sample ID: MW-7-C-2-082521

Lab Sample ID: 480-188769-3

Date Collected: 08/25/21 08:40

Matrix: Water

Date Received: 08/25/21 15:14

Method: 8260C - Volatile Organic Compounds by GC/MS

Analyte	Result	Qualifier	RL	MDL	Unit	D	Prepared	Analyzed	Dil Fac
cis-1,2-Dichloroethene	310	F1	5.0	4.1	ug/L			08/31/21 13:08	5
Tetrachloroethene	ND		5.0	1.8	ug/L			08/31/21 13:08	5
trans-1,2-Dichloroethene	ND		5.0	4.5	ug/L			08/31/21 13:08	5
Trichloroethene	ND		5.0	2.3	ug/L			08/31/21 13:08	5
Vinyl chloride	44		5.0	4.5	ug/L			08/31/21 13:08	5

Surrogate	%Recovery	Qualifier	Limits	Prepared	Analyzed	Dil Fac
1,2-Dichloroethane-d4 (Surr)	101		77 - 120		08/31/21 13:08	5
4-Bromofluorobenzene (Surr)	89		73 - 120		08/31/21 13:08	5
Toluene-d8 (Surr)	97		80 - 120		08/31/21 13:08	5
Dibromofluoromethane (Surr)	103		75 - 123		08/31/21 13:08	5

Method: RSK-175 - Dissolved Gases (GC)

Analyte	Result	Qualifier	RL	MDL	Unit	D	Prepared	Analyzed	Dil Fac
Carbon dioxide	25000		5000	5000	ug/L			08/30/21 16:50	1
Ethane	ND		7.5	1.5	ug/L			08/31/21 23:32	1
Ethene	5.3	J	7.0	1.5	ug/L			08/31/21 23:32	1

Method: RSK-175 - Dissolved Gases (GC) - DL

Analyte	Result	Qualifier	RL	MDL	Unit	D	Prepared	Analyzed	Dil Fac
Methane	1000		44	11	ug/L			09/01/21 19:27	11

Client Sample Results

Client: GHD Services Inc.
Project/Site: 058507, GM Lockport SSOW 256043

Job ID: 480-188667-1
SDG: BCP

Client Sample ID: MW-7-C-2-082521

Lab Sample ID: 480-188769-3

Date Collected: 08/25/21 08:40

Matrix: Water

Date Received: 08/25/21 15:14

Method: 6010C - Metals (ICP)

Analyte	Result	Qualifier	RL	MDL	Unit	D	Prepared	Analyzed	Dil Fac
Iron	0.31		0.050	0.019	mg/L		08/30/21 08:09	08/30/21 22:50	1
Magnesium	79.9		0.20	0.043	mg/L		08/30/21 08:09	08/30/21 22:50	1
Manganese	0.12	B	0.0030	0.00040	mg/L		08/30/21 08:09	08/30/21 22:50	1
Potassium	7.2		0.50	0.10	mg/L		08/30/21 08:09	08/30/21 22:50	1
Sodium	119		1.0	0.32	mg/L		08/30/21 08:09	08/30/21 22:50	1

General Chemistry

Analyte	Result	Qualifier	RL	MDL	Unit	D	Prepared	Analyzed	Dil Fac
Chloride	165		2.5	1.4	mg/L			09/01/21 23:28	5
Sulfate	529		10.0	1.7	mg/L			09/01/21 23:28	5
Ammonia	0.31		0.020	0.0090	mg/L			08/26/21 11:52	1
Nitrate	ND		0.050	0.020	mg/L			08/26/21 22:46	1
Nitrite	ND		0.050	0.020	mg/L			08/26/21 22:46	1
Total Organic Carbon	0.92	J	1.0	0.43	mg/L			09/03/21 04:15	1
Total Alkalinity	261		5.0	0.79	mg/L			08/31/21 16:21	1
Sulfide	ND		1.0	0.67	mg/L			08/31/21 12:49	1

Client Sample ID: GW-DUPE-082521

Lab Sample ID: 480-188769-4

Date Collected: 08/25/21 15:00

Matrix: Water

Date Received: 08/25/21 15:14

Method: 8260C - Volatile Organic Compounds by GC/MS

Analyte	Result	Qualifier	RL	MDL	Unit	D	Prepared	Analyzed	Dil Fac
cis-1,2-Dichloroethene	67		1.0	0.81	ug/L			08/31/21 13:35	1
Tetrachloroethene	ND		1.0	0.36	ug/L			08/31/21 13:35	1
trans-1,2-Dichloroethene	ND		1.0	0.90	ug/L			08/31/21 13:35	1
Trichloroethene	12		1.0	0.46	ug/L			08/31/21 13:35	1
Vinyl chloride	29		1.0	0.90	ug/L			08/31/21 13:35	1

Surrogate	%Recovery	Qualifier	Limits	Prepared	Analyzed	Dil Fac
1,2-Dichloroethane-d4 (Surr)	102		77 - 120		08/31/21 13:35	1
4-Bromofluorobenzene (Surr)	89		73 - 120		08/31/21 13:35	1
Toluene-d8 (Surr)	98		80 - 120		08/31/21 13:35	1
Dibromofluoromethane (Surr)	105		75 - 123		08/31/21 13:35	1

Method: RSK-175 - Dissolved Gases (GC)

Analyte	Result	Qualifier	RL	MDL	Unit	D	Prepared	Analyzed	Dil Fac
Carbon dioxide	24000		5000	5000	ug/L			08/30/21 16:59	1
Ethane	ND		83	17	ug/L			08/31/21 23:51	11
Ethene	ND		77	17	ug/L			08/31/21 23:51	11
Methane	500		44	11	ug/L			08/31/21 23:51	11

Method: 6010C - Metals (ICP)

Analyte	Result	Qualifier	RL	MDL	Unit	D	Prepared	Analyzed	Dil Fac
Iron	0.27		0.050	0.019	mg/L		08/30/21 08:09	08/30/21 22:54	1
Magnesium	51.3		0.20	0.043	mg/L		08/30/21 08:09	08/30/21 22:54	1
Manganese	0.27	B	0.0030	0.00040	mg/L		08/30/21 08:09	08/30/21 22:54	1
Potassium	11.3		0.50	0.10	mg/L		08/30/21 08:09	08/30/21 22:54	1
Sodium	1810		5.0	1.6	mg/L		08/30/21 08:09	08/31/21 14:10	5

Client Sample Results

Client: GHD Services Inc.
Project/Site: 058507, GM Lockport SSOW 256043

Job ID: 480-188667-1
SDG: BCP

Client Sample ID: GW-DUPE-082521

Lab Sample ID: 480-188769-4

Date Collected: 08/25/21 15:00

Matrix: Water

Date Received: 08/25/21 15:14

General Chemistry

Analyte	Result	Qualifier	RL	MDL	Unit	D	Prepared	Analyzed	Dil Fac
Chloride	2930		25.0	14.1	mg/L			09/01/21 23:46	50
Sulfate	325		100	17.5	mg/L			09/01/21 23:46	50
Ammonia	0.065	F1	0.020	0.0090	mg/L			08/26/21 11:53	1
Nitrate	ND		0.050	0.020	mg/L			08/26/21 22:48	1
Nitrite	ND		0.050	0.020	mg/L			08/26/21 22:48	1
Total Organic Carbon	2.8		1.0	0.43	mg/L			09/03/21 04:44	1
Total Alkalinity	313		5.0	0.79	mg/L			08/31/21 16:29	1
Sulfide	ND		1.0	0.67	mg/L			08/31/21 12:49	1

Client Sample ID: MW-8-003-B-082621

Lab Sample ID: 480-188807-1

Date Collected: 08/26/21 10:25

Matrix: Water

Date Received: 08/26/21 14:20

Method: 8260C - Volatile Organic Compounds by GC/MS

Analyte	Result	Qualifier	RL	MDL	Unit	D	Prepared	Analyzed	Dil Fac
cis-1,2-Dichloroethene	1300		50	41	ug/L			08/31/21 16:29	50
Tetrachloroethene	2300	F1	50	18	ug/L			08/31/21 16:29	50
trans-1,2-Dichloroethene	ND		50	45	ug/L			08/31/21 16:29	50
Trichloroethene	550		50	23	ug/L			08/31/21 16:29	50
Vinyl chloride	170		50	45	ug/L			08/31/21 16:29	50

Surrogate	%Recovery	Qualifier	Limits	Prepared	Analyzed	Dil Fac
1,2-Dichloroethane-d4 (Surr)	102		77 - 120		08/31/21 16:29	50
4-Bromofluorobenzene (Surr)	98		73 - 120		08/31/21 16:29	50
Toluene-d8 (Surr)	99		80 - 120		08/31/21 16:29	50
Dibromofluoromethane (Surr)	99		75 - 123		08/31/21 16:29	50

Method: RSK-175 - Dissolved Gases (GC)

Analyte	Result	Qualifier	RL	MDL	Unit	D	Prepared	Analyzed	Dil Fac
Carbon dioxide	9500		5000	5000	ug/L			08/30/21 15:31	1
Ethane	ND		7.5	1.5	ug/L			08/31/21 16:36	1
Ethene	13		7.0	1.5	ug/L			08/31/21 16:36	1
Methane	8.9		4.0	1.0	ug/L			08/31/21 16:36	1

Method: 6010C - Metals (ICP)

Analyte	Result	Qualifier	RL	MDL	Unit	D	Prepared	Analyzed	Dil Fac
Iron	0.056		0.050	0.019	mg/L		08/27/21 09:10	08/27/21 18:11	1
Magnesium	12.3		0.20	0.043	mg/L		08/27/21 09:10	08/27/21 18:11	1
Manganese	0.15	B	0.0030	0.00040	mg/L		08/27/21 09:10	08/27/21 18:11	1
Potassium	5.8		0.50	0.10	mg/L		08/27/21 09:10	08/27/21 18:11	1
Sodium	2400		5.0	1.6	mg/L		08/27/21 09:10	08/30/21 14:20	5

General Chemistry

Analyte	Result	Qualifier	RL	MDL	Unit	D	Prepared	Analyzed	Dil Fac
Chloride	3460		25.0	14.1	mg/L			09/01/21 16:18	50
Sulfate	142		100	17.5	mg/L			09/01/21 16:18	50
Ammonia	0.13	F1	0.020	0.0090	mg/L			08/30/21 07:27	1
Nitrate	0.039	J	0.050	0.020	mg/L			08/27/21 00:01	1
Nitrite	0.042	J B	0.050	0.020	mg/L			08/27/21 00:01	1
Total Organic Carbon	2.6		1.0	0.43	mg/L			09/03/21 01:21	1
Total Alkalinity	300	B	5.0	0.79	mg/L			08/31/21 11:44	1

Eurofins TestAmerica, Buffalo

Client Sample Results

Client: GHD Services Inc.
Project/Site: 058507, GM Lockport SSOW 256043

Job ID: 480-188667-1
SDG: BCP

Client Sample ID: MW-8-003-B-082621

Lab Sample ID: 480-188807-1

Date Collected: 08/26/21 10:25

Matrix: Water

Date Received: 08/26/21 14:20

General Chemistry (Continued)

Analyte	Result	Qualifier	RL	MDL	Unit	D	Prepared	Analyzed	Dil Fac
Sulfide	ND		1.0	0.67	mg/L			08/31/21 12:49	1

Client Sample ID: MW-6-F-8-082621

Lab Sample ID: 480-188807-2

Date Collected: 08/26/21 12:45

Matrix: Water

Date Received: 08/26/21 14:20

Method: 8260C - Volatile Organic Compounds by GC/MS

Analyte	Result	Qualifier	RL	MDL	Unit	D	Prepared	Analyzed	Dil Fac
cis-1,2-Dichloroethene	ND		2.0	1.6	ug/L			08/31/21 09:38	2
Tetrachloroethene	ND		2.0	0.72	ug/L			08/31/21 09:38	2
trans-1,2-Dichloroethene	ND		2.0	1.8	ug/L			08/31/21 09:38	2
Trichloroethene	ND		2.0	0.92	ug/L			08/31/21 09:38	2
Vinyl chloride	ND		2.0	1.8	ug/L			08/31/21 09:38	2

Surrogate	%Recovery	Qualifier	Limits	Prepared	Analyzed	Dil Fac
1,2-Dichloroethane-d4 (Surr)	105		77 - 120		08/31/21 09:38	2
4-Bromofluorobenzene (Surr)	92		73 - 120		08/31/21 09:38	2
Toluene-d8 (Surr)	92		80 - 120		08/31/21 09:38	2
Dibromofluoromethane (Surr)	101		75 - 123		08/31/21 09:38	2

Method: RSK-175 - Dissolved Gases (GC)

Analyte	Result	Qualifier	RL	MDL	Unit	D	Prepared	Analyzed	Dil Fac
Ethane	ND		7.5	1.5	ug/L			09/01/21 19:46	1
Ethene	ND		7.0	1.5	ug/L			09/01/21 19:46	1
Methane	ND		4.0	1.0	ug/L			09/01/21 19:46	1

Method: 6010C - Metals (ICP)

Analyte	Result	Qualifier	RL	MDL	Unit	D	Prepared	Analyzed	Dil Fac
Iron	0.036	J	0.050	0.019	mg/L		08/27/21 09:10	08/27/21 18:42	1
Magnesium	97.4		0.20	0.043	mg/L		08/27/21 09:10	08/27/21 18:42	1
Manganese	0.20	B	0.0030	0.00040	mg/L		08/27/21 09:10	08/27/21 18:42	1
Potassium	4.1		0.50	0.10	mg/L		08/27/21 09:10	08/27/21 18:42	1
Sodium	1460		2.0	0.65	mg/L		08/27/21 09:10	08/30/21 14:39	2

General Chemistry

Analyte	Result	Qualifier	RL	MDL	Unit	D	Prepared	Analyzed	Dil Fac
Chloride	2340		10.0	5.6	mg/L			09/01/21 16:37	20
Sulfate	299		40.0	7.0	mg/L			09/01/21 16:37	20
Ammonia	ND		0.020	0.0090	mg/L			08/30/21 07:29	1
Nitrate	0.076		0.050	0.020	mg/L			08/27/21 00:02	1
Nitrite	0.034	J B	0.050	0.020	mg/L			08/27/21 00:02	1
Total Organic Carbon	1.3		1.0	0.43	mg/L			09/03/21 02:48	1
Total Alkalinity	412	B	5.0	0.79	mg/L			08/31/21 11:59	1
Sulfide	ND		1.0	0.67	mg/L			08/31/21 12:49	1

Client Sample Results

Client: GHD Services Inc.
Project/Site: 058507, GM Lockport SSOW 256043

Job ID: 480-188667-1
SDG: BCP

Client Sample ID: Trip Blank-082621

Lab Sample ID: 480-188807-3

Date Collected: 08/26/21 00:00

Matrix: Water

Date Received: 08/26/21 14:20

Method: 8260C - Volatile Organic Compounds by GC/MS

Analyte	Result	Qualifier	RL	MDL	Unit	D	Prepared	Analyzed	Dil Fac
cis-1,2-Dichloroethene	ND		1.0	0.81	ug/L			08/31/21 10:02	1
Tetrachloroethene	ND		1.0	0.36	ug/L			08/31/21 10:02	1
trans-1,2-Dichloroethene	ND		1.0	0.90	ug/L			08/31/21 10:02	1
Trichloroethene	ND		1.0	0.46	ug/L			08/31/21 10:02	1
Vinyl chloride	ND		1.0	0.90	ug/L			08/31/21 10:02	1

Surrogate	%Recovery	Qualifier	Limits	Prepared	Analyzed	Dil Fac
1,2-Dichloroethane-d4 (Surr)	100		77 - 120		08/31/21 10:02	1
4-Bromofluorobenzene (Surr)	92		73 - 120		08/31/21 10:02	1
Toluene-d8 (Surr)	93		80 - 120		08/31/21 10:02	1
Dibromofluoromethane (Surr)	98		75 - 123		08/31/21 10:02	1

Client Sample ID: MW-7-7-082721

Lab Sample ID: 480-188868-1

Date Collected: 08/27/21 08:30

Matrix: Water

Date Received: 08/27/21 14:31

Method: 8260C - Volatile Organic Compounds by GC/MS

Analyte	Result	Qualifier	RL	MDL	Unit	D	Prepared	Analyzed	Dil Fac
cis-1,2-Dichloroethene	39000		2000	1600	ug/L			09/02/21 14:16	2000
Tetrachloroethene	67000		2000	720	ug/L			09/02/21 14:16	2000
trans-1,2-Dichloroethene	ND		2000	1800	ug/L			09/02/21 14:16	2000
Trichloroethene	5300		2000	920	ug/L			09/02/21 14:16	2000
Vinyl chloride	8400		2000	1800	ug/L			09/02/21 14:16	2000

Surrogate	%Recovery	Qualifier	Limits	Prepared	Analyzed	Dil Fac
1,2-Dichloroethane-d4 (Surr)	107		77 - 120		09/02/21 14:16	2000
4-Bromofluorobenzene (Surr)	93		73 - 120		09/02/21 14:16	2000
Toluene-d8 (Surr)	85		80 - 120		09/02/21 14:16	2000
Dibromofluoromethane (Surr)	107		75 - 123		09/02/21 14:16	2000

Method: RSK-175 - Dissolved Gases (GC)

Analyte	Result	Qualifier	RL	MDL	Unit	D	Prepared	Analyzed	Dil Fac
Carbon dioxide	71000		5000	5000	ug/L			08/31/21 17:22	1
Ethane	32	J	83	17	ug/L			09/01/21 22:17	11
Ethene	610		77	17	ug/L			09/01/21 22:17	11
Methane	840		44	11	ug/L			09/01/21 22:17	11

Method: 6010C - Metals (ICP)

Analyte	Result	Qualifier	RL	MDL	Unit	D	Prepared	Analyzed	Dil Fac
Iron	0.069		0.050	0.019	mg/L		09/02/21 11:21	09/02/21 20:51	1
Magnesium	191		0.20	0.043	mg/L		09/02/21 11:21	09/02/21 20:51	1
Manganese	0.042	B	0.0030	0.00040	mg/L		09/02/21 11:21	09/02/21 20:51	1
Potassium	43.7		0.50	0.10	mg/L		09/02/21 11:21	09/02/21 20:51	1
Sodium	1710		2.0	0.65	mg/L		09/02/21 11:21	09/03/21 16:49	2

General Chemistry

Analyte	Result	Qualifier	RL	MDL	Unit	D	Prepared	Analyzed	Dil Fac
Chloride	3770		25.0	14.1	mg/L			09/02/21 11:55	50
Sulfate	420		100	17.5	mg/L			09/02/21 11:55	50
Ammonia	3.3		0.040	0.018	mg/L			08/30/21 08:56	2
Nitrate	0.030	J	0.050	0.020	mg/L			08/28/21 20:25	1

Eurofins TestAmerica, Buffalo

Client Sample Results

Client: GHD Services Inc.
Project/Site: 058507, GM Lockport SSOW 256043

Job ID: 480-188667-1
SDG: BCP

Client Sample ID: MW-7-7-082721

Lab Sample ID: 480-188868-1

Date Collected: 08/27/21 08:30

Matrix: Water

Date Received: 08/27/21 14:31

General Chemistry (Continued)

Analyte	Result	Qualifier	RL	MDL	Unit	D	Prepared	Analyzed	Dil Fac
Nitrite	ND		0.050	0.020	mg/L			08/28/21 20:25	1
Total Organic Carbon	11.6		1.0	0.43	mg/L			09/08/21 20:33	1
Total Alkalinity	303		5.0	0.79	mg/L			08/31/21 14:44	1
Sulfide	8.8		1.0	0.67	mg/L			08/31/21 12:49	1

Client Sample ID: MW-7-A-6-082721

Lab Sample ID: 480-188868-2

Date Collected: 08/27/21 09:45

Matrix: Water

Date Received: 08/27/21 14:31

Method: 8260C - Volatile Organic Compounds by GC/MS

Analyte	Result	Qualifier	RL	MDL	Unit	D	Prepared	Analyzed	Dil Fac
cis-1,2-Dichloroethene	90000		2000	1600	ug/L			09/02/21 14:39	2000
Tetrachloroethene	15000		2000	720	ug/L			09/02/21 14:39	2000
trans-1,2-Dichloroethene	ND		2000	1800	ug/L			09/02/21 14:39	2000
Trichloroethene	3200		2000	920	ug/L			09/02/21 14:39	2000
Vinyl chloride	20000		2000	1800	ug/L			09/02/21 14:39	2000
Surrogate	%Recovery	Qualifier	Limits				Prepared	Analyzed	Dil Fac
1,2-Dichloroethane-d4 (Surr)	90		77 - 120					09/02/21 14:39	2000
4-Bromofluorobenzene (Surr)	96		73 - 120					09/02/21 14:39	2000
Toluene-d8 (Surr)	90		80 - 120					09/02/21 14:39	2000
Dibromofluoromethane (Surr)	106		75 - 123					09/02/21 14:39	2000

Method: RSK-175 - Dissolved Gases (GC)

Analyte	Result	Qualifier	RL	MDL	Unit	D	Prepared	Analyzed	Dil Fac
Carbon dioxide	210000		5000	5000	ug/L			08/31/21 17:31	1
Ethane	72	J	170	33	ug/L			09/01/21 22:36	22
Ethene	5700		150	33	ug/L			09/01/21 22:36	22
Methane	1600		88	22	ug/L			09/01/21 22:36	22

Method: 6010C - Metals (ICP)

Analyte	Result	Qualifier	RL	MDL	Unit	D	Prepared	Analyzed	Dil Fac
Iron	15.0		0.050	0.019	mg/L		09/02/21 11:21	09/02/21 20:56	1
Magnesium	153		0.20	0.043	mg/L		09/02/21 11:21	09/02/21 20:56	1
Manganese	2.1	B	0.0030	0.00040	mg/L		09/02/21 11:21	09/02/21 20:56	1
Potassium	4.0		0.50	0.10	mg/L		09/02/21 11:21	09/02/21 20:56	1
Sodium	649		1.0	0.32	mg/L		09/02/21 11:21	09/02/21 20:56	1

General Chemistry

Analyte	Result	Qualifier	RL	MDL	Unit	D	Prepared	Analyzed	Dil Fac
Chloride	1630		10.0	5.6	mg/L			09/02/21 12:14	20
Sulfate	79.8		40.0	7.0	mg/L			09/02/21 12:14	20
Ammonia	0.083		0.020	0.0090	mg/L			08/30/21 08:21	1
Nitrate	0.083		0.050	0.020	mg/L			08/28/21 20:27	1
Nitrite	ND		0.050	0.020	mg/L			08/28/21 21:13	1
Total Organic Carbon	12.9		1.0	0.43	mg/L			09/08/21 21:32	1
Total Alkalinity	447		5.0	0.79	mg/L			08/31/21 15:02	1
Sulfide	ND		1.0	0.67	mg/L			08/31/21 12:49	1

Eurofins TestAmerica, Buffalo

Client Sample Results

Client: GHD Services Inc.
Project/Site: 058507, GM Lockport SSOW 256043

Job ID: 480-188667-1
SDG: BCP

Client Sample ID: MW-7-8-082721

Lab Sample ID: 480-188868-3

Date Collected: 08/27/21 14:00

Matrix: Water

Date Received: 08/27/21 14:31

Method: 8260C - Volatile Organic Compounds by GC/MS

Analyte	Result	Qualifier	RL	MDL	Unit	D	Prepared	Analyzed	Dil Fac
cis-1,2-Dichloroethene	410		10	8.1	ug/L			09/03/21 13:43	10
Tetrachloroethene	670		10	3.6	ug/L			09/03/21 13:43	10
trans-1,2-Dichloroethene	ND		10	9.0	ug/L			09/03/21 13:43	10
Trichloroethene	300		10	4.6	ug/L			09/03/21 13:43	10
Vinyl chloride	180		10	9.0	ug/L			09/03/21 13:43	10

Surrogate	%Recovery	Qualifier	Limits			Prepared	Analyzed	Dil Fac
1,2-Dichloroethane-d4 (Surr)	113		77 - 120				09/03/21 13:43	10
4-Bromofluorobenzene (Surr)	98		73 - 120				09/03/21 13:43	10
Toluene-d8 (Surr)	99		80 - 120				09/03/21 13:43	10
Dibromofluoromethane (Surr)	107		75 - 123				09/03/21 13:43	10

Method: RSK-175 - Dissolved Gases (GC)

Analyte	Result	Qualifier	RL	MDL	Unit	D	Prepared	Analyzed	Dil Fac
Carbon dioxide	21000		5000	5000	ug/L			08/31/21 17:40	1
Ethane	6.5	J	7.5	1.5	ug/L			09/03/21 02:04	1
Ethene	2.3	J	7.0	1.5	ug/L			09/03/21 02:04	1
Methane	6.5		4.0	1.0	ug/L			09/03/21 02:04	1

Method: 6010C - Metals (ICP)

Analyte	Result	Qualifier	RL	MDL	Unit	D	Prepared	Analyzed	Dil Fac
Iron	19.2		0.050	0.019	mg/L		09/02/21 11:21	09/02/21 21:00	1
Magnesium	183		0.20	0.043	mg/L		09/02/21 11:21	09/02/21 21:00	1
Manganese	0.70	B	0.0030	0.00040	mg/L		09/02/21 11:21	09/02/21 21:00	1
Potassium	48.5		0.50	0.10	mg/L		09/02/21 11:21	09/02/21 21:00	1
Sodium	2240		5.0	1.6	mg/L		09/02/21 11:21	09/03/21 16:53	5

General Chemistry

Analyte	Result	Qualifier	RL	MDL	Unit	D	Prepared	Analyzed	Dil Fac
Chloride	4960		25.0	14.1	mg/L			09/02/21 12:32	50
Sulfate	189		100	17.5	mg/L			09/02/21 12:32	50
Ammonia	0.41		0.020	0.0090	mg/L			08/30/21 08:22	1
Nitrate	ND		0.050	0.020	mg/L			08/28/21 20:29	1
Nitrite	ND		0.050	0.020	mg/L			08/28/21 20:29	1
Total Organic Carbon	1.6		1.0	0.43	mg/L			09/08/21 22:01	1
Total Alkalinity	135		5.0	0.79	mg/L			08/31/21 15:18	1
Sulfide	ND		1.0	0.67	mg/L			08/31/21 12:49	1

Client Sample ID: MW-6-F-8-082621

Lab Sample ID: 480-188868-4

Date Collected: 08/27/21 10:45

Matrix: Water

Date Received: 08/27/21 14:31

Method: RSK-175 - Dissolved Gases (GC)

Analyte	Result	Qualifier	RL	MDL	Unit	D	Prepared	Analyzed	Dil Fac
Carbon dioxide	54000		5000	5000	ug/L			08/31/21 17:49	1

Client Sample Results

Client: GHD Services Inc.
Project/Site: 058507, GM Lockport SSOW 256043

Job ID: 480-188667-1
SDG: BCP

Client Sample ID: MW-10-3-082721

Lab Sample ID: 480-188868-5

Date Collected: 08/27/21 13:00

Matrix: Water

Date Received: 08/27/21 14:31

Method: 8260C - Volatile Organic Compounds by GC/MS

Analyte	Result	Qualifier	RL	MDL	Unit	D	Prepared	Analyzed	Dil Fac
cis-1,2-Dichloroethene	12		1.0	0.81	ug/L			09/02/21 15:24	1
Tetrachloroethene	13		1.0	0.36	ug/L			09/02/21 15:24	1
trans-1,2-Dichloroethene	ND		1.0	0.90	ug/L			09/02/21 15:24	1
Trichloroethene	12		1.0	0.46	ug/L			09/02/21 15:24	1
Vinyl chloride	ND		1.0	0.90	ug/L			09/02/21 15:24	1

Surrogate	%Recovery	Qualifier	Limits			Prepared	Analyzed	Dil Fac
1,2-Dichloroethane-d4 (Surr)	104		77 - 120				09/02/21 15:24	1
4-Bromofluorobenzene (Surr)	102		73 - 120				09/02/21 15:24	1
Toluene-d8 (Surr)	97		80 - 120				09/02/21 15:24	1
Dibromofluoromethane (Surr)	112		75 - 123				09/02/21 15:24	1

Method: RSK-175 - Dissolved Gases (GC)

Analyte	Result	Qualifier	RL	MDL	Unit	D	Prepared	Analyzed	Dil Fac
Carbon dioxide	9800		5000	5000	ug/L			08/31/21 17:57	1
Ethane	ND		7.5	1.5	ug/L			09/01/21 23:13	1
Ethene	ND		7.0	1.5	ug/L			09/01/21 23:13	1
Methane	ND		4.0	1.0	ug/L			09/01/21 23:13	1

Method: 6010C - Metals (ICP)

Analyte	Result	Qualifier	RL	MDL	Unit	D	Prepared	Analyzed	Dil Fac
Iron	ND		0.050	0.019	mg/L		09/02/21 11:21	09/02/21 21:15	1
Magnesium	33.2		0.20	0.043	mg/L		09/02/21 11:21	09/02/21 21:15	1
Manganese	0.0073	B	0.0030	0.00040	mg/L		09/02/21 11:21	09/02/21 21:15	1
Potassium	4.6		0.50	0.10	mg/L		09/02/21 11:21	09/02/21 21:15	1
Sodium	119		1.0	0.32	mg/L		09/02/21 11:21	09/02/21 21:15	1

General Chemistry

Analyte	Result	Qualifier	RL	MDL	Unit	D	Prepared	Analyzed	Dil Fac
Chloride	173		2.5	1.4	mg/L			09/02/21 12:51	5
Sulfate	252		10.0	1.7	mg/L			09/02/21 12:51	5
Ammonia	ND		0.020	0.0090	mg/L			08/30/21 08:22	1
Nitrate	0.13		0.050	0.020	mg/L			08/28/21 20:30	1
Nitrite	ND	F1	0.050	0.020	mg/L			08/28/21 21:11	1
Total Organic Carbon	1.3		1.0	0.43	mg/L			09/08/21 22:29	1
Total Alkalinity	164		5.0	0.79	mg/L			08/31/21 15:25	1
Sulfide	ND		1.0	0.67	mg/L			08/31/21 12:49	1

Client Sample ID: TRIP BLANK-082721

Lab Sample ID: 480-188868-6

Date Collected: 08/27/21 00:00

Matrix: Water

Date Received: 08/27/21 14:31

Method: 8260C - Volatile Organic Compounds by GC/MS

Analyte	Result	Qualifier	RL	MDL	Unit	D	Prepared	Analyzed	Dil Fac
cis-1,2-Dichloroethene	ND		1.0	0.81	ug/L			09/02/21 15:47	1
Tetrachloroethene	ND		1.0	0.36	ug/L			09/02/21 15:47	1
trans-1,2-Dichloroethene	ND		1.0	0.90	ug/L			09/02/21 15:47	1
Trichloroethene	ND		1.0	0.46	ug/L			09/02/21 15:47	1
Vinyl chloride	ND		1.0	0.90	ug/L			09/02/21 15:47	1

Client Sample Results

Client: GHD Services Inc.
Project/Site: 058507, GM Lockport SSOW 256043

Job ID: 480-188667-1
SDG: BCP

Client Sample ID: TRIP BLANK-082721

Lab Sample ID: 480-188868-6

Date Collected: 08/27/21 00:00

Matrix: Water

Date Received: 08/27/21 14:31

Surrogate	%Recovery	Qualifier	Limits	Prepared	Analyzed	Dil Fac
1,2-Dichloroethane-d4 (Surr)	106		77 - 120		09/02/21 15:47	1
4-Bromofluorobenzene (Surr)	104		73 - 120		09/02/21 15:47	1
Toluene-d8 (Surr)	96		80 - 120		09/02/21 15:47	1
Dibromofluoromethane (Surr)	115		75 - 123		09/02/21 15:47	1

Client Sample ID: MW-8-1-083021

Lab Sample ID: 480-188934-1

Date Collected: 08/30/21 11:00

Matrix: Water

Date Received: 08/30/21 15:50

Method: 8260C - Volatile Organic Compounds by GC/MS

Analyte	Result	Qualifier	RL	MDL	Unit	D	Prepared	Analyzed	Dil Fac
cis-1,2-Dichloroethene	0.85	J	1.0	0.81	ug/L			09/02/21 16:10	1
Tetrachloroethene	ND		1.0	0.36	ug/L			09/02/21 16:10	1
trans-1,2-Dichloroethene	ND		1.0	0.90	ug/L			09/02/21 16:10	1
Trichloroethene	ND		1.0	0.46	ug/L			09/02/21 16:10	1
Vinyl chloride	ND		1.0	0.90	ug/L			09/02/21 16:10	1

Surrogate	%Recovery	Qualifier	Limits	Prepared	Analyzed	Dil Fac
1,2-Dichloroethane-d4 (Surr)	108		77 - 120		09/02/21 16:10	1
4-Bromofluorobenzene (Surr)	105		73 - 120		09/02/21 16:10	1
Toluene-d8 (Surr)	97		80 - 120		09/02/21 16:10	1
Dibromofluoromethane (Surr)	115		75 - 123		09/02/21 16:10	1

Method: RSK-175 - Dissolved Gases (GC)

Analyte	Result	Qualifier	RL	MDL	Unit	D	Prepared	Analyzed	Dil Fac
Carbon dioxide	45000		5000	5000	ug/L			09/03/21 14:41	1
Ethane	16		7.5	1.5	ug/L			09/01/21 23:32	1
Ethene	ND		7.0	1.5	ug/L			09/01/21 23:32	1
Methane	160		4.0	1.0	ug/L			09/01/21 23:32	1

Method: 6010C - Metals (ICP)

Analyte	Result	Qualifier	RL	MDL	Unit	D	Prepared	Analyzed	Dil Fac
Iron	0.034	J	0.050	0.019	mg/L		09/02/21 11:21	09/02/21 21:19	1
Magnesium	118		0.20	0.043	mg/L		09/02/21 11:21	09/02/21 21:19	1
Manganese	0.11	B	0.0030	0.00040	mg/L		09/02/21 11:21	09/02/21 21:19	1
Potassium	19.5		0.50	0.10	mg/L		09/02/21 11:21	09/02/21 21:19	1
Sodium	633		1.0	0.32	mg/L		09/02/21 11:21	09/02/21 21:19	1

General Chemistry

Analyte	Result	Qualifier	RL	MDL	Unit	D	Prepared	Analyzed	Dil Fac
Chloride	1370		10.0	5.6	mg/L			09/03/21 09:49	20
Sulfate	835		40.0	7.0	mg/L			09/03/21 09:49	20
Ammonia	1.1		0.020	0.0090	mg/L			08/31/21 12:53	1
Nitrate	ND		0.050	0.020	mg/L			08/31/21 17:34	1
Nitrite	ND		0.050	0.020	mg/L			08/31/21 17:34	1
Total Organic Carbon	0.89	J	1.0	0.43	mg/L			09/08/21 22:59	1
Total Alkalinity	288		5.0	0.79	mg/L			08/31/21 17:29	1
Sulfide	6.0		1.0	0.67	mg/L			09/01/21 13:35	1

Client Sample Results

Client: GHD Services Inc.
Project/Site: 058507, GM Lockport SSOW 256043

Job ID: 480-188667-1
SDG: BCP

Client Sample ID: MW-8-2-083021

Lab Sample ID: 480-188934-2

Date Collected: 08/30/21 12:40

Matrix: Water

Date Received: 08/30/21 15:50

Method: 8260C - Volatile Organic Compounds by GC/MS

Analyte	Result	Qualifier	RL	MDL	Unit	D	Prepared	Analyzed	Dil Fac
Tetrachloroethene	ND		40	14	ug/L			09/02/21 16:32	40
trans-1,2-Dichloroethene	ND		40	36	ug/L			09/02/21 16:32	40
Trichloroethene	ND		40	18	ug/L			09/02/21 16:32	40
Vinyl chloride	930		40	36	ug/L			09/02/21 16:32	40

Surrogate	%Recovery	Qualifier	Limits				Prepared	Analyzed	Dil Fac
1,2-Dichloroethane-d4 (Surr)	110		77 - 120					09/02/21 16:32	40
4-Bromofluorobenzene (Surr)	103		73 - 120					09/02/21 16:32	40
Toluene-d8 (Surr)	96		80 - 120					09/02/21 16:32	40
Dibromofluoromethane (Surr)	114		75 - 123					09/02/21 16:32	40

Method: 8260C - Volatile Organic Compounds by GC/MS - DL

Analyte	Result	Qualifier	RL	MDL	Unit	D	Prepared	Analyzed	Dil Fac
cis-1,2-Dichloroethene	7500		200	160	ug/L			09/03/21 19:12	200

Surrogate	%Recovery	Qualifier	Limits				Prepared	Analyzed	Dil Fac
1,2-Dichloroethane-d4 (Surr)	115		77 - 120					09/03/21 19:12	200
4-Bromofluorobenzene (Surr)	99		73 - 120					09/03/21 19:12	200
Toluene-d8 (Surr)	102		80 - 120					09/03/21 19:12	200
Dibromofluoromethane (Surr)	112		75 - 123					09/03/21 19:12	200

Method: RSK-175 - Dissolved Gases (GC)

Analyte	Result	Qualifier	RL	MDL	Unit	D	Prepared	Analyzed	Dil Fac
Carbon dioxide	34000		5000	5000	ug/L			09/03/21 14:50	1
Ethane	7.7		7.5	1.5	ug/L			09/01/21 23:51	1
Ethene	8.1		7.0	1.5	ug/L			09/01/21 23:51	1
Methane	380		4.0	1.0	ug/L			09/01/21 23:51	1

Method: 6010C - Metals (ICP)

Analyte	Result	Qualifier	RL	MDL	Unit	D	Prepared	Analyzed	Dil Fac
Iron	0.62		0.050	0.019	mg/L		09/02/21 11:21	09/02/21 21:23	1
Magnesium	58.0		0.20	0.043	mg/L		09/02/21 11:21	09/02/21 21:23	1
Manganese	0.025	B	0.0030	0.00040	mg/L		09/02/21 11:21	09/02/21 21:23	1
Potassium	16.6		0.50	0.10	mg/L		09/02/21 11:21	09/02/21 21:23	1
Sodium	237		1.0	0.32	mg/L		09/02/21 11:21	09/02/21 21:23	1

General Chemistry

Analyte	Result	Qualifier	RL	MDL	Unit	D	Prepared	Analyzed	Dil Fac
Chloride	489		5.0	2.8	mg/L			09/03/21 10:08	10
Sulfate	157		20.0	3.5	mg/L			09/03/21 10:08	10
Ammonia	0.82		0.020	0.0090	mg/L			08/31/21 12:54	1
Nitrate	0.026	J	0.050	0.020	mg/L			08/31/21 17:38	1
Nitrite	ND		0.050	0.020	mg/L			08/31/21 17:38	1
Total Organic Carbon	1.4		1.0	0.43	mg/L			09/09/21 00:26	1
Total Alkalinity	320	F1	5.0	0.79	mg/L			08/31/21 17:44	1
Sulfide	0.80	J	1.0	0.67	mg/L			09/01/21 13:35	1

Client Sample Results

Client: GHD Services Inc.
Project/Site: 058507, GM Lockport SSOW 256043

Job ID: 480-188667-1
SDG: BCP

Client Sample ID: TK-6-083021

Lab Sample ID: 480-188934-3

Date Collected: 08/30/21 14:40

Matrix: Water

Date Received: 08/30/21 15:50

Method: 8260C - Volatile Organic Compounds by GC/MS

Analyte	Result	Qualifier	RL	MDL	Unit	D	Prepared	Analyzed	Dil Fac
cis-1,2-Dichloroethene	ND		1.0	0.81	ug/L			09/02/21 16:54	1
Tetrachloroethene	ND		1.0	0.36	ug/L			09/02/21 16:54	1
trans-1,2-Dichloroethene	ND		1.0	0.90	ug/L			09/02/21 16:54	1
Trichloroethene	ND		1.0	0.46	ug/L			09/02/21 16:54	1
Vinyl chloride	ND		1.0	0.90	ug/L			09/02/21 16:54	1

Surrogate	%Recovery	Qualifier	Limits			Prepared	Analyzed	Dil Fac
1,2-Dichloroethane-d4 (Surr)	105		77 - 120				09/02/21 16:54	1
4-Bromofluorobenzene (Surr)	103		73 - 120				09/02/21 16:54	1
Toluene-d8 (Surr)	97		80 - 120				09/02/21 16:54	1
Dibromofluoromethane (Surr)	111		75 - 123				09/02/21 16:54	1

Method: RSK-175 - Dissolved Gases (GC)

Analyte	Result	Qualifier	RL	MDL	Unit	D	Prepared	Analyzed	Dil Fac
Carbon dioxide	31000		5000	5000	ug/L			09/03/21 14:59	1
Ethane	ND		7.5	1.5	ug/L			09/02/21 00:10	1
Ethene	ND		7.0	1.5	ug/L			09/02/21 00:10	1
Methane	ND		4.0	1.0	ug/L			09/02/21 00:10	1

Method: 6010C - Metals (ICP)

Analyte	Result	Qualifier	RL	MDL	Unit	D	Prepared	Analyzed	Dil Fac
Iron	ND		0.050	0.019	mg/L		09/02/21 11:21	09/02/21 21:27	1
Magnesium	28.6		0.20	0.043	mg/L		09/02/21 11:21	09/02/21 21:27	1
Manganese	0.0022	J B	0.0030	0.00040	mg/L		09/02/21 11:21	09/02/21 21:27	1
Potassium	1.1		0.50	0.10	mg/L		09/02/21 11:21	09/02/21 21:27	1
Sodium	683		1.0	0.32	mg/L		09/02/21 11:21	09/02/21 21:27	1

General Chemistry

Analyte	Result	Qualifier	RL	MDL	Unit	D	Prepared	Analyzed	Dil Fac
Chloride	987		5.0	2.8	mg/L			09/03/21 10:26	10
Sulfate	151		20.0	3.5	mg/L			09/03/21 10:26	10
Ammonia	ND		0.020	0.0090	mg/L			08/31/21 12:54	1
Nitrate	0.52		0.050	0.020	mg/L			08/31/21 17:39	1
Nitrite	ND	F1	0.050	0.020	mg/L			08/31/21 18:34	1
Total Organic Carbon	0.96	J	1.0	0.43	mg/L			09/09/21 01:24	1
Total Alkalinity	376		5.0	0.79	mg/L			08/31/21 17:59	1
Sulfide	ND		1.0	0.67	mg/L			09/01/21 13:35	1

Client Sample ID: TRIP BLANK-083021

Lab Sample ID: 480-188934-4

Date Collected: 08/30/21 00:00

Matrix: Water

Date Received: 08/30/21 15:50

Method: 8260C - Volatile Organic Compounds by GC/MS

Analyte	Result	Qualifier	RL	MDL	Unit	D	Prepared	Analyzed	Dil Fac
cis-1,2-Dichloroethene	ND		1.0	0.81	ug/L			09/02/21 17:17	1
Tetrachloroethene	ND		1.0	0.36	ug/L			09/02/21 17:17	1
trans-1,2-Dichloroethene	ND		1.0	0.90	ug/L			09/02/21 17:17	1
Trichloroethene	ND		1.0	0.46	ug/L			09/02/21 17:17	1
Vinyl chloride	ND		1.0	0.90	ug/L			09/02/21 17:17	1

Client Sample Results

Client: GHD Services Inc.
Project/Site: 058507, GM Lockport SSOW 256043

Job ID: 480-188667-1
SDG: BCP

Client Sample ID: TRIP BLANK-083021

Lab Sample ID: 480-188934-4

Date Collected: 08/30/21 00:00

Matrix: Water

Date Received: 08/30/21 15:50

Surrogate	%Recovery	Qualifier	Limits	Prepared	Analyzed	Dil Fac
1,2-Dichloroethane-d4 (Surr)	106		77 - 120		09/02/21 17:17	1
4-Bromofluorobenzene (Surr)	102		73 - 120		09/02/21 17:17	1
Toluene-d8 (Surr)	99		80 - 120		09/02/21 17:17	1
Dibromofluoromethane (Surr)	114		75 - 123		09/02/21 17:17	1

Client Sample ID: MW-9-101-A-083121

Lab Sample ID: 480-188984-1

Date Collected: 08/31/21 12:40

Matrix: Water

Date Received: 08/31/21 16:19

Method: 8260C - Volatile Organic Compounds by GC/MS

Analyte	Result	Qualifier	RL	MDL	Unit	D	Prepared	Analyzed	Dil Fac
cis-1,2-Dichloroethene	ND		4.0	3.2	ug/L			09/02/21 17:40	4
Tetrachloroethene	ND		4.0	1.4	ug/L			09/02/21 17:40	4
trans-1,2-Dichloroethene	ND		4.0	3.6	ug/L			09/02/21 17:40	4
Trichloroethene	ND		4.0	1.8	ug/L			09/02/21 17:40	4
Vinyl chloride	ND		4.0	3.6	ug/L			09/02/21 17:40	4

Surrogate	%Recovery	Qualifier	Limits	Prepared	Analyzed	Dil Fac
1,2-Dichloroethane-d4 (Surr)	107		77 - 120		09/02/21 17:40	4
4-Bromofluorobenzene (Surr)	102		73 - 120		09/02/21 17:40	4
Toluene-d8 (Surr)	97		80 - 120		09/02/21 17:40	4
Dibromofluoromethane (Surr)	113		75 - 123		09/02/21 17:40	4

Method: 8270D - Semivolatile Organic Compounds (GC/MS)

Analyte	Result	Qualifier	RL	MDL	Unit	D	Prepared	Analyzed	Dil Fac
Acenaphthene	ND		5.0	0.41	ug/L		09/01/21 15:36	09/02/21 20:10	1
Acenaphthylene	ND		5.0	0.38	ug/L		09/01/21 15:36	09/02/21 20:10	1
Anthracene	ND		5.0	0.28	ug/L		09/01/21 15:36	09/02/21 20:10	1
Benzo[a]anthracene	ND	F2	5.0	0.36	ug/L		09/01/21 15:36	09/02/21 20:10	1
Benzo[a]pyrene	ND	F2	5.0	0.47	ug/L		09/01/21 15:36	09/02/21 20:10	1
Benzo[b]fluoranthene	ND	F2	5.0	0.34	ug/L		09/01/21 15:36	09/02/21 20:10	1
Benzo[g,h,i]perylene	ND	F2	5.0	0.35	ug/L		09/01/21 15:36	09/02/21 20:10	1
Benzo[k]fluoranthene	ND		5.0	0.73	ug/L		09/01/21 15:36	09/02/21 20:10	1
Chrysene	ND		5.0	0.33	ug/L		09/01/21 15:36	09/02/21 20:10	1
Dibenz(a,h)anthracene	ND	F2	5.0	0.42	ug/L		09/01/21 15:36	09/02/21 20:10	1
Fluoranthene	ND	F2	5.0	0.40	ug/L		09/01/21 15:36	09/02/21 20:10	1
Fluorene	ND		5.0	0.36	ug/L		09/01/21 15:36	09/02/21 20:10	1
Indeno[1,2,3-cd]pyrene	ND	F2	5.0	0.47	ug/L		09/01/21 15:36	09/02/21 20:10	1
Naphthalene	ND		5.0	0.76	ug/L		09/01/21 15:36	09/02/21 20:10	1
Phenanthrene	ND		5.0	0.44	ug/L		09/01/21 15:36	09/02/21 20:10	1
Pyrene	ND		5.0	0.34	ug/L		09/01/21 15:36	09/02/21 20:10	1

Surrogate	%Recovery	Qualifier	Limits	Prepared	Analyzed	Dil Fac
2-Fluorobiphenyl	61		48 - 120	09/01/21 15:36	09/02/21 20:10	1
Nitrobenzene-d5 (Surr)	57		46 - 120	09/01/21 15:36	09/02/21 20:10	1
p-Terphenyl-d14 (Surr)	84		60 - 148	09/01/21 15:36	09/02/21 20:10	1

Method: RSK-175 - Dissolved Gases (GC)

Analyte	Result	Qualifier	RL	MDL	Unit	D	Prepared	Analyzed	Dil Fac
Carbon dioxide	31000		5000	5000	ug/L			09/07/21 15:20	1
Ethane	ND		7.5	1.5	ug/L			09/08/21 17:12	1

Eurofins TestAmerica, Buffalo

Client Sample Results

Client: GHD Services Inc.
Project/Site: 058507, GM Lockport SSOW 256043

Job ID: 480-188667-1
SDG: BCP

Client Sample ID: MW-9-101-A-083121

Lab Sample ID: 480-188984-1

Date Collected: 08/31/21 12:40

Matrix: Water

Date Received: 08/31/21 16:19

Method: RSK-175 - Dissolved Gases (GC) (Continued)

Analyte	Result	Qualifier	RL	MDL	Unit	D	Prepared	Analyzed	Dil Fac
Ethene	ND		7.0	1.5	ug/L			09/08/21 17:12	1
Methane	ND		4.0	1.0	ug/L			09/08/21 17:12	1

Method: 6010C - Metals (ICP)

Analyte	Result	Qualifier	RL	MDL	Unit	D	Prepared	Analyzed	Dil Fac
Iron	ND		0.050	0.019	mg/L		09/02/21 11:21	09/02/21 21:31	1
Magnesium	133		0.20	0.043	mg/L		09/02/21 11:21	09/02/21 21:31	1
Manganese	0.019	B	0.0030	0.00040	mg/L		09/02/21 11:21	09/02/21 21:31	1
Potassium	28.3		0.50	0.10	mg/L		09/02/21 11:21	09/02/21 21:31	1
Sodium	1940		5.0	1.6	mg/L		09/02/21 11:21	09/03/21 16:57	5

General Chemistry

Analyte	Result	Qualifier	RL	MDL	Unit	D	Prepared	Analyzed	Dil Fac
Chloride	3430		25.0	14.1	mg/L			09/03/21 21:51	50
Sulfate	1290		100	17.5	mg/L			09/03/21 21:51	50
Ammonia	ND		0.020	0.0090	mg/L			09/08/21 10:51	1
Nitrate	0.54		0.050	0.020	mg/L			09/01/21 19:46	1
Nitrite	0.028	J B	0.050	0.020	mg/L			09/01/21 19:46	1
Total Organic Carbon	4.0		1.0	0.43	mg/L			09/09/21 00:39	1
Total Alkalinity	250		5.0	0.79	mg/L			09/02/21 16:33	1
Sulfide	ND		1.0	0.67	mg/L			09/01/21 13:35	1

Client Sample ID: MW-9-12-083121

Lab Sample ID: 480-188984-2

Date Collected: 08/31/21 10:00

Matrix: Water

Date Received: 08/31/21 16:19

Method: 8260C - Volatile Organic Compounds by GC/MS

Analyte	Result	Qualifier	RL	MDL	Unit	D	Prepared	Analyzed	Dil Fac
cis-1,2-Dichloroethene	ND		1.0	0.81	ug/L			09/02/21 18:03	1
Tetrachloroethene	ND		1.0	0.36	ug/L			09/02/21 18:03	1
trans-1,2-Dichloroethene	ND		1.0	0.90	ug/L			09/02/21 18:03	1
Trichloroethene	ND		1.0	0.46	ug/L			09/02/21 18:03	1
Vinyl chloride	ND		1.0	0.90	ug/L			09/02/21 18:03	1

Surrogate	%Recovery	Qualifier	Limits	Prepared	Analyzed	Dil Fac
1,2-Dichloroethane-d4 (Surr)	105		77 - 120		09/02/21 18:03	1
4-Bromofluorobenzene (Surr)	102		73 - 120		09/02/21 18:03	1
Toluene-d8 (Surr)	96		80 - 120		09/02/21 18:03	1
Dibromofluoromethane (Surr)	112		75 - 123		09/02/21 18:03	1

Method: 8270D - Semivolatile Organic Compounds (GC/MS)

Analyte	Result	Qualifier	RL	MDL	Unit	D	Prepared	Analyzed	Dil Fac
Acenaphthene	ND		5.0	0.41	ug/L		09/01/21 15:36	09/02/21 21:04	1
Acenaphthylene	ND		5.0	0.38	ug/L		09/01/21 15:36	09/02/21 21:04	1
Anthracene	ND		5.0	0.28	ug/L		09/01/21 15:36	09/02/21 21:04	1
Benzo[a]anthracene	ND		5.0	0.36	ug/L		09/01/21 15:36	09/02/21 21:04	1
Benzo[a]pyrene	ND		5.0	0.47	ug/L		09/01/21 15:36	09/02/21 21:04	1
Benzo[b]fluoranthene	ND		5.0	0.34	ug/L		09/01/21 15:36	09/02/21 21:04	1
Benzo[g,h,i]perylene	ND		5.0	0.35	ug/L		09/01/21 15:36	09/02/21 21:04	1
Benzo[k]fluoranthene	ND		5.0	0.73	ug/L		09/01/21 15:36	09/02/21 21:04	1
Chrysene	ND		5.0	0.33	ug/L		09/01/21 15:36	09/02/21 21:04	1

Eurofins TestAmerica, Buffalo

Client Sample Results

Client: GHD Services Inc.
Project/Site: 058507, GM Lockport SSOW 256043

Job ID: 480-188667-1
SDG: BCP

Client Sample ID: MW-9-12-083121

Lab Sample ID: 480-188984-2

Date Collected: 08/31/21 10:00

Matrix: Water

Date Received: 08/31/21 16:19

Method: 8270D - Semivolatile Organic Compounds (GC/MS) (Continued)

Analyte	Result	Qualifier	RL	MDL	Unit	D	Prepared	Analyzed	Dil Fac
Dibenz(a,h)anthracene	ND		5.0	0.42	ug/L		09/01/21 15:36	09/02/21 21:04	1
Fluoranthene	ND		5.0	0.40	ug/L		09/01/21 15:36	09/02/21 21:04	1
Fluorene	ND		5.0	0.36	ug/L		09/01/21 15:36	09/02/21 21:04	1
Indeno[1,2,3-cd]pyrene	ND		5.0	0.47	ug/L		09/01/21 15:36	09/02/21 21:04	1
Naphthalene	ND		5.0	0.76	ug/L		09/01/21 15:36	09/02/21 21:04	1
Phenanthrene	ND		5.0	0.44	ug/L		09/01/21 15:36	09/02/21 21:04	1
Pyrene	ND		5.0	0.34	ug/L		09/01/21 15:36	09/02/21 21:04	1

Surrogate	%Recovery	Qualifier	Limits	Prepared	Analyzed	Dil Fac
2-Fluorobiphenyl	64		48 - 120	09/01/21 15:36	09/02/21 21:04	1
Nitrobenzene-d5 (Surr)	59		46 - 120	09/01/21 15:36	09/02/21 21:04	1
p-Terphenyl-d14 (Surr)	83		60 - 148	09/01/21 15:36	09/02/21 21:04	1

Method: RSK-175 - Dissolved Gases (GC)

Analyte	Result	Qualifier	RL	MDL	Unit	D	Prepared	Analyzed	Dil Fac
Carbon dioxide	28000		5000	5000	ug/L			09/07/21 15:46	1
Ethane	ND		7.5	1.5	ug/L			09/08/21 20:21	1
Ethene	ND		7.0	1.5	ug/L			09/08/21 20:21	1
Methane	13		4.0	1.0	ug/L			09/08/21 20:21	1

Method: 6010C - Metals (ICP)

Analyte	Result	Qualifier	RL	MDL	Unit	D	Prepared	Analyzed	Dil Fac
Iron	0.14		0.050	0.019	mg/L		09/02/21 11:21	09/02/21 22:02	1
Magnesium	36.3		0.20	0.043	mg/L		09/02/21 11:21	09/02/21 22:02	1
Manganese	0.40	B	0.0030	0.00040	mg/L		09/02/21 11:21	09/02/21 22:02	1
Potassium	5.2		0.50	0.10	mg/L		09/02/21 11:21	09/02/21 22:02	1
Sodium	621		1.0	0.32	mg/L		09/02/21 11:21	09/02/21 22:02	1

General Chemistry

Analyte	Result	Qualifier	RL	MDL	Unit	D	Prepared	Analyzed	Dil Fac
Chloride	984		5.0	2.8	mg/L			09/04/21 00:38	10
Sulfate	128		20.0	3.5	mg/L			09/04/21 00:38	10
Ammonia	0.041		0.020	0.0090	mg/L			09/08/21 10:54	1
Nitrate	0.16		0.050	0.020	mg/L			09/01/21 19:51	1
Nitrite	0.022	J B	0.050	0.020	mg/L			09/01/21 19:51	1
Total Organic Carbon	1.5		1.0	0.43	mg/L			09/09/21 02:48	1
Total Alkalinity	329		5.0	0.79	mg/L			09/02/21 16:55	1
Sulfide	ND		1.0	0.67	mg/L			09/01/21 13:35	1

Client Sample ID: MW-8-3-083121

Lab Sample ID: 480-188984-3

Date Collected: 08/31/21 14:35

Matrix: Water

Date Received: 08/31/21 16:19

Method: 8260C - Volatile Organic Compounds by GC/MS

Analyte	Result	Qualifier	RL	MDL	Unit	D	Prepared	Analyzed	Dil Fac
cis-1,2-Dichloroethene	6.2		2.0	1.6	ug/L			09/02/21 18:26	2
Tetrachloroethene	ND		2.0	0.72	ug/L			09/02/21 18:26	2
trans-1,2-Dichloroethene	ND		2.0	1.8	ug/L			09/02/21 18:26	2
Trichloroethene	1.3	J	2.0	0.92	ug/L			09/02/21 18:26	2
Vinyl chloride	14		2.0	1.8	ug/L			09/02/21 18:26	2

Eurofins TestAmerica, Buffalo

Client Sample Results

Client: GHD Services Inc.
 Project/Site: 058507, GM Lockport SSOW 256043

Job ID: 480-188667-1
 SDG: BCP

Client Sample ID: MW-8-3-083121

Lab Sample ID: 480-188984-3

Date Collected: 08/31/21 14:35

Matrix: Water

Date Received: 08/31/21 16:19

Surrogate	%Recovery	Qualifier	Limits	Prepared	Analyzed	Dil Fac
1,2-Dichloroethane-d4 (Surr)	104		77 - 120		09/02/21 18:26	2
4-Bromofluorobenzene (Surr)	88		73 - 120		09/02/21 18:26	2
Toluene-d8 (Surr)	90		80 - 120		09/02/21 18:26	2
Dibromofluoromethane (Surr)	105		75 - 123		09/02/21 18:26	2

Method: RSK-175 - Dissolved Gases (GC)

Analyte	Result	Qualifier	RL	MDL	Unit	D	Prepared	Analyzed	Dil Fac
Carbon dioxide	100000		5000	5000	ug/L			09/07/21 15:55	1
Ethane	13		7.5	1.5	ug/L			09/08/21 20:40	1
Ethene	ND		7.0	1.5	ug/L			09/08/21 20:40	1
Methane	83		4.0	1.0	ug/L			09/08/21 20:40	1

Method: 6010C - Metals (ICP)

Analyte	Result	Qualifier	RL	MDL	Unit	D	Prepared	Analyzed	Dil Fac
Iron	0.25		0.050	0.019	mg/L		09/02/21 11:21	09/02/21 22:06	1
Magnesium	55.6		0.20	0.043	mg/L		09/02/21 11:21	09/02/21 22:06	1
Manganese	7.7	B	0.0030	0.00040	mg/L		09/02/21 11:21	09/02/21 22:06	1
Potassium	386		0.50	0.10	mg/L		09/02/21 11:21	09/02/21 22:06	1
Sodium	327		1.0	0.32	mg/L		09/02/21 11:21	09/02/21 22:06	1

General Chemistry

Analyte	Result	Qualifier	RL	MDL	Unit	D	Prepared	Analyzed	Dil Fac
Chloride	1860		10.0	5.6	mg/L			09/04/21 01:52	20
Sulfate	35.3	J	40.0	7.0	mg/L			09/04/21 01:52	20
Ammonia	4.7		0.10	0.045	mg/L			09/08/21 11:46	5
Nitrate	0.024	J	0.050	0.020	mg/L			09/01/21 19:52	1
Nitrite	0.023	J B	0.050	0.020	mg/L			09/01/21 19:52	1
Total Organic Carbon	9.4		1.0	0.43	mg/L			09/09/21 03:20	1
Total Alkalinity	324		5.0	0.79	mg/L			09/02/21 17:03	1
Sulfide	ND		1.0	0.67	mg/L			09/01/21 13:35	1

Client Sample ID: TRIP BLANK-083121

Lab Sample ID: 480-188984-4

Date Collected: 08/31/21 00:00

Matrix: Water

Date Received: 08/31/21 16:19

Method: 8260C - Volatile Organic Compounds by GC/MS

Analyte	Result	Qualifier	RL	MDL	Unit	D	Prepared	Analyzed	Dil Fac
cis-1,2-Dichloroethene	ND		1.0	0.81	ug/L			09/02/21 18:49	1
Tetrachloroethene	ND		1.0	0.36	ug/L			09/02/21 18:49	1
trans-1,2-Dichloroethene	ND		1.0	0.90	ug/L			09/02/21 18:49	1
Trichloroethene	ND		1.0	0.46	ug/L			09/02/21 18:49	1
Vinyl chloride	ND		1.0	0.90	ug/L			09/02/21 18:49	1

Surrogate	%Recovery	Qualifier	Limits	Prepared	Analyzed	Dil Fac
1,2-Dichloroethane-d4 (Surr)	106		77 - 120		09/02/21 18:49	1
4-Bromofluorobenzene (Surr)	91		73 - 120		09/02/21 18:49	1
Toluene-d8 (Surr)	95		80 - 120		09/02/21 18:49	1
Dibromofluoromethane (Surr)	103		75 - 123		09/02/21 18:49	1

Client Sample Results

Client: GHD Services Inc.
Project/Site: 058507, GM Lockport SSOW 256043

Job ID: 480-188667-1
SDG: BCP

Client Sample ID: GW-DUPE-090121

Lab Sample ID: 480-189039-1

Date Collected: 09/01/21 15:00

Matrix: Water

Date Received: 09/01/21 15:20

Method: 8260C - Volatile Organic Compounds by GC/MS

Analyte	Result	Qualifier	RL	MDL	Unit	D	Prepared	Analyzed	Dil Fac
cis-1,2-Dichloroethene	19		2.0	1.6	ug/L			09/02/21 19:11	2
Tetrachloroethene	ND		2.0	0.72	ug/L			09/02/21 19:11	2
trans-1,2-Dichloroethene	3.9		2.0	1.8	ug/L			09/02/21 19:11	2
Trichloroethene	ND		2.0	0.92	ug/L			09/02/21 19:11	2
Vinyl chloride	24		2.0	1.8	ug/L			09/02/21 19:11	2

Surrogate	%Recovery	Qualifier	Limits		Prepared	Analyzed	Dil Fac
1,2-Dichloroethane-d4 (Surr)	108		77 - 120			09/02/21 19:11	2
4-Bromofluorobenzene (Surr)	91		73 - 120			09/02/21 19:11	2
Toluene-d8 (Surr)	91		80 - 120			09/02/21 19:11	2
Dibromofluoromethane (Surr)	113		75 - 123			09/02/21 19:11	2

Method: RSK-175 - Dissolved Gases (GC)

Analyte	Result	Qualifier	RL	MDL	Unit	D	Prepared	Analyzed	Dil Fac
Carbon dioxide	20000		5000	5000	ug/L			09/07/21 16:04	1
Ethane	ND		83	17	ug/L			09/02/21 22:55	11
Ethene	34	J	77	17	ug/L			09/02/21 22:55	11
Methane	480		44	11	ug/L			09/02/21 22:55	11

Method: 6010C - Metals (ICP)

Analyte	Result	Qualifier	RL	MDL	Unit	D	Prepared	Analyzed	Dil Fac
Iron	0.33		0.050	0.019	mg/L		09/08/21 10:00	09/09/21 00:36	1
Magnesium	51.7		0.20	0.043	mg/L		09/08/21 10:00	09/09/21 00:36	1
Manganese	0.19		0.0030	0.00040	mg/L		09/08/21 10:00	09/09/21 00:36	1
Potassium	7.9		0.50	0.10	mg/L		09/08/21 10:00	09/09/21 00:36	1
Sodium	1200		5.0	1.6	mg/L		09/08/21 10:00	09/09/21 15:10	5

General Chemistry

Analyte	Result	Qualifier	RL	MDL	Unit	D	Prepared	Analyzed	Dil Fac
Chloride	2060		10.0	5.6	mg/L			09/07/21 17:39	20
Sulfate	151		40.0	7.0	mg/L			09/07/21 17:39	20
Ammonia	0.30		0.020	0.0090	mg/L			09/08/21 11:06	1
Nitrate	0.031	J	0.050	0.020	mg/L			09/02/21 19:17	1
Nitrite	ND		0.050	0.020	mg/L			09/02/21 19:17	1
Total Organic Carbon	1.8		1.0	0.43	mg/L			09/09/21 02:23	1
Total Alkalinity	283		5.0	0.79	mg/L			09/02/21 20:46	1
Sulfide	0.80	J	1.0	0.67	mg/L			09/08/21 15:45	1

Client Sample ID: MW-7-P-1-090121

Lab Sample ID: 480-189039-2

Date Collected: 09/01/21 09:00

Matrix: Water

Date Received: 09/01/21 15:20

Method: 8260C - Volatile Organic Compounds by GC/MS

Analyte	Result	Qualifier	RL	MDL	Unit	D	Prepared	Analyzed	Dil Fac
cis-1,2-Dichloroethene	1.7		1.0	0.81	ug/L			09/02/21 19:34	1
Tetrachloroethene	ND		1.0	0.36	ug/L			09/02/21 19:34	1
trans-1,2-Dichloroethene	1.5		1.0	0.90	ug/L			09/02/21 19:34	1
Trichloroethene	0.46	J	1.0	0.46	ug/L			09/02/21 19:34	1
Vinyl chloride	1.6		1.0	0.90	ug/L			09/02/21 19:34	1

Client Sample Results

Client: GHD Services Inc.
Project/Site: 058507, GM Lockport SSOW 256043

Job ID: 480-188667-1
SDG: BCP

Client Sample ID: MW-7-P-1-090121

Lab Sample ID: 480-189039-2

Date Collected: 09/01/21 09:00

Matrix: Water

Date Received: 09/01/21 15:20

Surrogate	%Recovery	Qualifier	Limits	Prepared	Analyzed	Dil Fac
1,2-Dichloroethane-d4 (Surr)	91		77 - 120		09/02/21 19:34	1
4-Bromofluorobenzene (Surr)	77		73 - 120		09/02/21 19:34	1
Toluene-d8 (Surr)	86		80 - 120		09/02/21 19:34	1
Dibromofluoromethane (Surr)	100		75 - 123		09/02/21 19:34	1

Method: RSK-175 - Dissolved Gases (GC)

Analyte	Result	Qualifier	RL	MDL	Unit	D	Prepared	Analyzed	Dil Fac
Carbon dioxide	100000		5000	5000	ug/L			09/07/21 16:13	1
Ethane	ND		83	17	ug/L			09/02/21 23:14	11
Ethene	ND		77	17	ug/L			09/02/21 23:14	11

Method: RSK-175 - Dissolved Gases (GC) - DL

Analyte	Result	Qualifier	RL	MDL	Unit	D	Prepared	Analyzed	Dil Fac
Methane	4600		350	88	ug/L			09/07/21 03:40	88

Method: 6010C - Metals (ICP)

Analyte	Result	Qualifier	RL	MDL	Unit	D	Prepared	Analyzed	Dil Fac
Iron	45.2		0.050	0.019	mg/L		09/08/21 10:00	09/09/21 00:39	1
Magnesium	203		0.20	0.043	mg/L		09/08/21 10:00	09/09/21 00:39	1
Manganese	2.9		0.0030	0.00040	mg/L		09/08/21 10:00	09/09/21 00:39	1
Potassium	23.4		0.50	0.10	mg/L		09/08/21 10:00	09/09/21 00:39	1
Sodium	198		1.0	0.32	mg/L		09/08/21 10:00	09/09/21 00:39	1

General Chemistry

Analyte	Result	Qualifier	RL	MDL	Unit	D	Prepared	Analyzed	Dil Fac
Chloride	2350		25.0	14.1	mg/L			09/07/21 17:58	50
Sulfate	24.4	J	100	17.5	mg/L			09/07/21 17:58	50
Ammonia	131		4.0	1.8	mg/L			09/08/21 11:47	200
Nitrate	0.35		0.050	0.020	mg/L			09/02/21 20:15	1
Nitrite	0.094		0.050	0.020	mg/L			09/02/21 20:15	1
Total Organic Carbon	5.5		1.0	0.43	mg/L			09/09/21 02:52	1
Total Alkalinity	266		5.0	0.79	mg/L			09/02/21 20:54	1
Sulfide	ND		1.0	0.67	mg/L			09/08/21 15:45	1

Client Sample ID: MW-10-2-090121

Lab Sample ID: 480-189039-3

Date Collected: 09/01/21 11:00

Matrix: Water

Date Received: 09/01/21 15:20

Method: 8260C - Volatile Organic Compounds by GC/MS

Analyte	Result	Qualifier	RL	MDL	Unit	D	Prepared	Analyzed	Dil Fac
cis-1,2-Dichloroethene	19		2.0	1.6	ug/L			09/03/21 19:58	2
Tetrachloroethene	ND		2.0	0.72	ug/L			09/03/21 19:58	2
trans-1,2-Dichloroethene	4.6		2.0	1.8	ug/L			09/03/21 19:58	2
Trichloroethene	ND		2.0	0.92	ug/L			09/03/21 19:58	2
Vinyl chloride	33		2.0	1.8	ug/L			09/03/21 19:58	2

Surrogate	%Recovery	Qualifier	Limits	Prepared	Analyzed	Dil Fac
1,2-Dichloroethane-d4 (Surr)	110		77 - 120		09/03/21 19:58	2
4-Bromofluorobenzene (Surr)	102		73 - 120		09/03/21 19:58	2
Toluene-d8 (Surr)	101		80 - 120		09/03/21 19:58	2
Dibromofluoromethane (Surr)	105		75 - 123		09/03/21 19:58	2

Eurofins TestAmerica, Buffalo

Client Sample Results

Client: GHD Services Inc.
Project/Site: 058507, GM Lockport SSOW 256043

Job ID: 480-188667-1
SDG: BCP

Client Sample ID: MW-10-2-090121

Lab Sample ID: 480-189039-3

Date Collected: 09/01/21 11:00

Matrix: Water

Date Received: 09/01/21 15:20

Method: RSK-175 - Dissolved Gases (GC)

Analyte	Result	Qualifier	RL	MDL	Unit	D	Prepared	Analyzed	Dil Fac
Carbon dioxide	22000		5000	5000	ug/L			09/07/21 16:22	1
Ethane	21	J	83	17	ug/L			09/02/21 23:33	11
Ethene	47	J	77	17	ug/L			09/02/21 23:33	11
Methane	600		44	11	ug/L			09/02/21 23:33	11

Method: 6010C - Metals (ICP)

Analyte	Result	Qualifier	RL	MDL	Unit	D	Prepared	Analyzed	Dil Fac
Iron	0.35		0.050	0.019	mg/L		09/08/21 10:00	09/09/21 00:44	1
Magnesium	52.8		0.20	0.043	mg/L		09/08/21 10:00	09/09/21 00:44	1
Manganese	0.20		0.0030	0.00040	mg/L		09/08/21 10:00	09/09/21 00:44	1
Potassium	8.1		0.50	0.10	mg/L		09/08/21 10:00	09/09/21 00:44	1
Sodium	1230		5.0	1.6	mg/L		09/08/21 10:00	09/09/21 15:14	5

General Chemistry

Analyte	Result	Qualifier	RL	MDL	Unit	D	Prepared	Analyzed	Dil Fac
Chloride	1990		10.0	5.6	mg/L			09/07/21 18:16	20
Sulfate	146		40.0	7.0	mg/L			09/07/21 18:16	20
Ammonia	0.32		0.020	0.0090	mg/L			09/08/21 11:08	1
Nitrate	ND		0.050	0.020	mg/L			09/02/21 19:19	1
Nitrite	ND		0.050	0.020	mg/L			09/02/21 19:19	1
Total Organic Carbon	1.9		1.0	0.43	mg/L			09/09/21 03:22	1
Total Alkalinity	285		5.0	0.79	mg/L			09/02/21 21:00	1
Sulfide	0.80	J	1.0	0.67	mg/L			09/08/21 15:45	1

Client Sample ID: BLDG-10-MW-1-090121

Lab Sample ID: 480-189039-4

Date Collected: 09/01/21 13:00

Matrix: Water

Date Received: 09/01/21 15:20

Method: 8260C - Volatile Organic Compounds by GC/MS

Analyte	Result	Qualifier	RL	MDL	Unit	D	Prepared	Analyzed	Dil Fac
cis-1,2-Dichloroethene	ND		2000	1600	ug/L			09/02/21 20:19	2000
Tetrachloroethene	140000		2000	720	ug/L			09/02/21 20:19	2000
trans-1,2-Dichloroethene	ND		2000	1800	ug/L			09/02/21 20:19	2000
Trichloroethene	4100		2000	920	ug/L			09/02/21 20:19	2000
Vinyl chloride	ND		2000	1800	ug/L			09/02/21 20:19	2000

Surrogate	%Recovery	Qualifier	Limits	Prepared	Analyzed	Dil Fac
1,2-Dichloroethane-d4 (Surr)	106		77 - 120		09/02/21 20:19	2000
4-Bromofluorobenzene (Surr)	102		73 - 120		09/02/21 20:19	2000
Toluene-d8 (Surr)	93		80 - 120		09/02/21 20:19	2000
Dibromofluoromethane (Surr)	112		75 - 123		09/02/21 20:19	2000

Method: RSK-175 - Dissolved Gases (GC)

Analyte	Result	Qualifier	RL	MDL	Unit	D	Prepared	Analyzed	Dil Fac
Carbon dioxide	67000		5000	5000	ug/L			09/07/21 16:30	1
Ethane	ND		7.5	1.5	ug/L			09/07/21 03:59	1
Ethene	2.7	J	7.0	1.5	ug/L			09/07/21 03:59	1
Methane	4.6		4.0	1.0	ug/L			09/07/21 03:59	1

Eurofins TestAmerica, Buffalo

Client Sample Results

Client: GHD Services Inc.
Project/Site: 058507, GM Lockport SSOW 256043

Job ID: 480-188667-1
SDG: BCP

Client Sample ID: BLDG-10-MW-1-090121

Lab Sample ID: 480-189039-4

Date Collected: 09/01/21 13:00

Matrix: Water

Date Received: 09/01/21 15:20

Method: 6010C - Metals (ICP)

Analyte	Result	Qualifier	RL	MDL	Unit	D	Prepared	Analyzed	Dil Fac
Iron	1.1		0.050	0.019	mg/L		09/08/21 10:00	09/09/21 00:47	1
Magnesium	103		0.20	0.043	mg/L		09/08/21 10:00	09/09/21 00:47	1
Manganese	0.70		0.0030	0.00040	mg/L		09/08/21 10:00	09/09/21 00:47	1
Potassium	4.7		0.50	0.10	mg/L		09/08/21 10:00	09/09/21 00:47	1
Sodium	137		1.0	0.32	mg/L		09/08/21 10:00	09/09/21 00:47	1

General Chemistry

Analyte	Result	Qualifier	RL	MDL	Unit	D	Prepared	Analyzed	Dil Fac
Chloride	591		5.0	2.8	mg/L			09/07/21 18:35	10
Sulfate	224		20.0	3.5	mg/L			09/07/21 18:35	10
Ammonia	0.14	F1	0.020	0.0090	mg/L			09/08/21 11:10	1
Nitrate	ND		0.050	0.020	mg/L			09/02/21 19:25	1
Nitrite	ND		0.050	0.020	mg/L			09/02/21 19:25	1
Total Organic Carbon	4.7		1.0	0.43	mg/L			09/09/21 03:50	1
Total Alkalinity	306		5.0	0.79	mg/L			09/02/21 21:08	1
Sulfide	ND		1.0	0.67	mg/L			09/08/21 15:45	1

Client Sample ID: TRIP BLANK-090121

Lab Sample ID: 480-189039-5

Date Collected: 09/01/21 00:00

Matrix: Water

Date Received: 09/01/21 15:20

Method: 8260C - Volatile Organic Compounds by GC/MS

Analyte	Result	Qualifier	RL	MDL	Unit	D	Prepared	Analyzed	Dil Fac
cis-1,2-Dichloroethene	ND		1.0	0.81	ug/L			09/02/21 20:42	1
Tetrachloroethene	ND		1.0	0.36	ug/L			09/02/21 20:42	1
trans-1,2-Dichloroethene	ND		1.0	0.90	ug/L			09/02/21 20:42	1
Trichloroethene	ND		1.0	0.46	ug/L			09/02/21 20:42	1
Vinyl chloride	ND		1.0	0.90	ug/L			09/02/21 20:42	1
Surrogate	%Recovery	Qualifier	Limits				Prepared	Analyzed	Dil Fac
1,2-Dichloroethane-d4 (Surr)	111		77 - 120					09/02/21 20:42	1
4-Bromofluorobenzene (Surr)	86		73 - 120					09/02/21 20:42	1
Toluene-d8 (Surr)	93		80 - 120					09/02/21 20:42	1
Dibromofluoromethane (Surr)	115		75 - 123					09/02/21 20:42	1

Surrogate Summary

Client: GHD Services Inc.
 Project/Site: 058507, GM Lockport SSOW 256043

Job ID: 480-188667-1
 SDG: BCP

Method: 8260C - Volatile Organic Compounds by GC/MS

Matrix: Water

Prep Type: Total/NA

Percent Surrogate Recovery (Acceptance Limits)

Lab Sample ID	Client Sample ID	Percent Surrogate Recovery (Acceptance Limits)			
		DCA (77-120)	BFB (73-120)	TOL (80-120)	DBFM (75-123)
480-188667-1	MW-7-1R-082321	97	93	94	99
480-188667-2	MW-7-2-082321	97	92	92	98
480-188667-3	MW-7-3-082321	99	93	95	96
480-188667-4	MW-7-5-082321	95	92	93	97
480-188667-4 - DL	MW-7-5-082321	97	91	91	95
480-188667-5	Trip Blank-082321	95	91	93	96
480-188676-1	MW-6-1-082421	101	91	92	98
480-188676-2	MW-6-2-082421	100	96	95	99
480-188676-3	MW-7-6-082421	97	91	93	99
480-188676-4	TRIP BLANK-082421	94	95	92	92
480-188769-1	MW-7-4-082521	100	88	97	102
480-188769-2	MW-8-4-082521	102	89	97	104
480-188769-3	MW-7-C-2-082521	101	89	97	103
480-188769-3 MS	MW-7-C-2-082521	101	95	100	103
480-188769-3 MSD	MW-7-C-2-082521	100	95	99	102
480-188769-4	GW-DUPE-082521	102	89	98	105
480-188807-1	MW-8-003-B-082621	102	98	99	99
480-188807-1 MS	MW-8-003-B-082621	96	96	94	96
480-188807-1 MSD	MW-8-003-B-082621	97	96	94	96
480-188807-2	MW-6-F-8-082621	105	92	92	101
480-188807-3	Trip Blank-082621	100	92	93	98
480-188868-1	MW-7-7-082721	107	93	85	107
480-188868-2	MW-7-A-6-082721	90	96	90	106
480-188868-3	MW-7-8-082721	113	98	99	107
480-188868-5	MW-10-3-082721	104	102	97	112
480-188868-6	TRIP BLANK-082721	106	104	96	115
480-188934-1	MW-8-1-083021	108	105	97	115
480-188934-2	MW-8-2-083021	110	103	96	114
480-188934-2 - DL	MW-8-2-083021	115	99	102	112
480-188934-3	TK-6-083021	105	103	97	111
480-188934-4	TRIP BLANK-083021	106	102	99	114
480-188984-1	MW-9-101-A-083121	107	102	97	113
480-188984-1 MS	MW-9-101-A-083121	114	102	99	110
480-188984-1 MSD	MW-9-101-A-083121	107	105	100	105
480-188984-2	MW-9-12-083121	105	102	96	112
480-188984-3	MW-8-3-083121	104	88	90	105
480-188984-4	TRIP BLANK-083121	106	91	95	103
480-189039-1	GW-DUPE-090121	108	91	91	113
480-189039-2	MW-7-P-1-090121	91	77	86	100
480-189039-3	MW-10-2-090121	110	102	101	105
480-189039-4	BLDG-10-MW-1-090121	106	102	93	112
480-189039-5	TRIP BLANK-090121	111	86	93	115
LCS 480-594624/6	Lab Control Sample	93	98	94	94
LCS 480-594708/5	Lab Control Sample	97	95	100	101
LCS 480-594724/5	Lab Control Sample	94	95	97	93
LCS 480-595097/5	Lab Control Sample	99	102	100	100
LCS 480-595213/5	Lab Control Sample	113	107	102	110
MB 480-594624/8	Method Blank	97	93	92	96
MB 480-594708/7	Method Blank	100	90	98	102

Surrogate Summary

Client: GHD Services Inc.
 Project/Site: 058507, GM Lockport SSOW 256043

Job ID: 480-188667-1
 SDG: BCP

Method: 8260C - Volatile Organic Compounds by GC/MS (Continued)

Matrix: Water

Prep Type: Total/NA

Percent Surrogate Recovery (Acceptance Limits)

Lab Sample ID	Client Sample ID	DCA (77-120)	BFB (73-120)	TOL (80-120)	DBFM (75-123)
MB 480-594724/7	Method Blank	99	94	92	94
MB 480-595097/7	Method Blank	105	99	100	111
MB 480-595213/7	Method Blank	107	99	100	110

Surrogate Legend

DCA = 1,2-Dichloroethane-d4 (Surr)
 BFB = 4-Bromofluorobenzene (Surr)
 TOL = Toluene-d8 (Surr)
 DBFM = Dibromofluoromethane (Surr)

Method: 8270D - Semivolatile Organic Compounds (GC/MS)

Matrix: Water

Prep Type: Total/NA

Percent Surrogate Recovery (Acceptance Limits)

Lab Sample ID	Client Sample ID	FBP (48-120)	NBZ (46-120)	TPHd14 (60-148)
480-188984-1	MW-9-101-A-083121	61	57	84
480-188984-1 MS	MW-9-101-A-083121	68	64	55 S1-
480-188984-1 MSD	MW-9-101-A-083121	61	58	53 S1-
480-188984-2	MW-9-12-083121	64	59	83
LCS 480-594992/2-A	Lab Control Sample	99	93	101
MB 480-594992/1-A	Method Blank	97	86	101

Surrogate Legend

FBP = 2-Fluorobiphenyl
 NBZ = Nitrobenzene-d5 (Surr)
 TPHd14 = p-Terphenyl-d14 (Surr)

QC Sample Results

Client: GHD Services Inc.
 Project/Site: 058507, GM Lockport SSOW 256043

Job ID: 480-188667-1
 SDG: BCP

Method: 8260C - Volatile Organic Compounds by GC/MS

Lab Sample ID: MB 480-594624/8
Matrix: Water
Analysis Batch: 594624

Client Sample ID: Method Blank
Prep Type: Total/NA

Analyte	MB Result	MB Qualifier	RL	MDL	Unit	D	Prepared	Analyzed	Dil Fac
cis-1,2-Dichloroethene	ND		1.0	0.81	ug/L			08/31/21 01:56	1
Tetrachloroethene	ND		1.0	0.36	ug/L			08/31/21 01:56	1
trans-1,2-Dichloroethene	ND		1.0	0.90	ug/L			08/31/21 01:56	1
Trichloroethene	ND		1.0	0.46	ug/L			08/31/21 01:56	1
Vinyl chloride	ND		1.0	0.90	ug/L			08/31/21 01:56	1

Surrogate	MB %Recovery	MB Qualifier	Limits	Prepared	Analyzed	Dil Fac
1,2-Dichloroethane-d4 (Surr)	97		77 - 120		08/31/21 01:56	1
4-Bromofluorobenzene (Surr)	93		73 - 120		08/31/21 01:56	1
Toluene-d8 (Surr)	92		80 - 120		08/31/21 01:56	1
Dibromofluoromethane (Surr)	96		75 - 123		08/31/21 01:56	1

Lab Sample ID: LCS 480-594624/6
Matrix: Water
Analysis Batch: 594624

Client Sample ID: Lab Control Sample
Prep Type: Total/NA

Analyte	Spike Added	LCS Result	LCS Qualifier	Unit	D	%Rec	%Rec. Limits
cis-1,2-Dichloroethene	25.0	24.4		ug/L		98	74 - 124
Tetrachloroethene	25.0	25.0		ug/L		100	74 - 122
trans-1,2-Dichloroethene	25.0	26.2		ug/L		105	73 - 127
Trichloroethene	25.0	25.0		ug/L		100	74 - 123
Vinyl chloride	25.0	24.4		ug/L		97	65 - 133

Surrogate	LCS %Recovery	LCS Qualifier	Limits
1,2-Dichloroethane-d4 (Surr)	93		77 - 120
4-Bromofluorobenzene (Surr)	98		73 - 120
Toluene-d8 (Surr)	94		80 - 120
Dibromofluoromethane (Surr)	94		75 - 123

Lab Sample ID: MB 480-594708/7
Matrix: Water
Analysis Batch: 594708

Client Sample ID: Method Blank
Prep Type: Total/NA

Analyte	MB Result	MB Qualifier	RL	MDL	Unit	D	Prepared	Analyzed	Dil Fac
cis-1,2-Dichloroethene	ND		1.0	0.81	ug/L			08/31/21 11:27	1
Tetrachloroethene	ND		1.0	0.36	ug/L			08/31/21 11:27	1
trans-1,2-Dichloroethene	ND		1.0	0.90	ug/L			08/31/21 11:27	1
Trichloroethene	ND		1.0	0.46	ug/L			08/31/21 11:27	1
Vinyl chloride	ND		1.0	0.90	ug/L			08/31/21 11:27	1

Surrogate	MB %Recovery	MB Qualifier	Limits	Prepared	Analyzed	Dil Fac
1,2-Dichloroethane-d4 (Surr)	100		77 - 120		08/31/21 11:27	1
4-Bromofluorobenzene (Surr)	90		73 - 120		08/31/21 11:27	1
Toluene-d8 (Surr)	98		80 - 120		08/31/21 11:27	1
Dibromofluoromethane (Surr)	102		75 - 123		08/31/21 11:27	1

QC Sample Results

Client: GHD Services Inc.
Project/Site: 058507, GM Lockport SSOW 256043

Job ID: 480-188667-1
SDG: BCP

Method: 8260C - Volatile Organic Compounds by GC/MS (Continued)

Lab Sample ID: LCS 480-594708/5
Matrix: Water
Analysis Batch: 594708

Client Sample ID: Lab Control Sample
Prep Type: Total/NA

Analyte	Spike Added	LCS Result	LCS Qualifier	Unit	D	%Rec	%Rec. Limits
cis-1,2-Dichloroethene	25.0	24.0		ug/L		96	74 - 124
Tetrachloroethene	25.0	23.4		ug/L		93	74 - 122
trans-1,2-Dichloroethene	25.0	23.8		ug/L		95	73 - 127
Trichloroethene	25.0	23.8		ug/L		95	74 - 123
Vinyl chloride	25.0	25.6		ug/L		102	65 - 133

Surrogate	LCS %Recovery	LCS Qualifier	Limits
1,2-Dichloroethane-d4 (Surr)	97		77 - 120
4-Bromofluorobenzene (Surr)	95		73 - 120
Toluene-d8 (Surr)	100		80 - 120
Dibromofluoromethane (Surr)	101		75 - 123

Lab Sample ID: 480-188769-3 MS
Matrix: Water
Analysis Batch: 594708

Client Sample ID: MW-7-C-2-082521
Prep Type: Total/NA

Analyte	Sample Result	Sample Qualifier	Spike Added	MS Result	MS Qualifier	Unit	D	%Rec	%Rec. Limits
cis-1,2-Dichloroethene	310	F1	125	406		ug/L		78	74 - 124
Tetrachloroethene	ND		125	123		ug/L		99	74 - 122
trans-1,2-Dichloroethene	ND		125	132		ug/L		106	73 - 127
Trichloroethene	ND		125	123		ug/L		99	74 - 123
Vinyl chloride	44		125	172		ug/L		103	65 - 133

Surrogate	MS %Recovery	MS Qualifier	Limits
1,2-Dichloroethane-d4 (Surr)	101		77 - 120
4-Bromofluorobenzene (Surr)	95		73 - 120
Toluene-d8 (Surr)	100		80 - 120
Dibromofluoromethane (Surr)	103		75 - 123

Lab Sample ID: 480-188769-3 MSD
Matrix: Water
Analysis Batch: 594708

Client Sample ID: MW-7-C-2-082521
Prep Type: Total/NA

Analyte	Sample Result	Sample Qualifier	Spike Added	MSD Result	MSD Qualifier	Unit	D	%Rec	%Rec. Limits	RPD	RPD Limit
cis-1,2-Dichloroethene	310	F1	125	398	F1	ug/L		72	74 - 124	2	15
Tetrachloroethene	ND		125	118		ug/L		94	74 - 122	4	20
trans-1,2-Dichloroethene	ND		125	129		ug/L		103	73 - 127	2	20
Trichloroethene	ND		125	120		ug/L		96	74 - 123	2	16
Vinyl chloride	44		125	169		ug/L		100	65 - 133	2	15

Surrogate	MSD %Recovery	MSD Qualifier	Limits
1,2-Dichloroethane-d4 (Surr)	100		77 - 120
4-Bromofluorobenzene (Surr)	95		73 - 120
Toluene-d8 (Surr)	99		80 - 120
Dibromofluoromethane (Surr)	102		75 - 123

QC Sample Results

Client: GHD Services Inc.
 Project/Site: 058507, GM Lockport SSOW 256043

Job ID: 480-188667-1
 SDG: BCP

Method: 8260C - Volatile Organic Compounds by GC/MS (Continued)

Lab Sample ID: MB 480-594724/7
Matrix: Water
Analysis Batch: 594724

Client Sample ID: Method Blank
Prep Type: Total/NA

Analyte	MB Result	MB Qualifier	RL	MDL	Unit	D	Prepared	Analyzed	Dil Fac
cis-1,2-Dichloroethene	ND		1.0	0.81	ug/L			08/31/21 13:30	1
Tetrachloroethene	ND		1.0	0.36	ug/L			08/31/21 13:30	1
trans-1,2-Dichloroethene	ND		1.0	0.90	ug/L			08/31/21 13:30	1
Trichloroethene	ND		1.0	0.46	ug/L			08/31/21 13:30	1
Vinyl chloride	ND		1.0	0.90	ug/L			08/31/21 13:30	1

Surrogate	MB %Recovery	MB Qualifier	Limits	Prepared	Analyzed	Dil Fac
1,2-Dichloroethane-d4 (Surr)	99		77 - 120		08/31/21 13:30	1
4-Bromofluorobenzene (Surr)	94		73 - 120		08/31/21 13:30	1
Toluene-d8 (Surr)	92		80 - 120		08/31/21 13:30	1
Dibromofluoromethane (Surr)	94		75 - 123		08/31/21 13:30	1

Lab Sample ID: LCS 480-594724/5
Matrix: Water
Analysis Batch: 594724

Client Sample ID: Lab Control Sample
Prep Type: Total/NA

Analyte	Spike Added	LCS Result	LCS Qualifier	Unit	D	%Rec	%Rec. Limits
cis-1,2-Dichloroethene	25.0	23.1		ug/L		92	74 - 124
Tetrachloroethene	25.0	22.9		ug/L		92	74 - 122
trans-1,2-Dichloroethene	25.0	23.4		ug/L		94	73 - 127
Trichloroethene	25.0	23.0		ug/L		92	74 - 123
Vinyl chloride	25.0	21.2		ug/L		85	65 - 133

Surrogate	LCS %Recovery	LCS Qualifier	Limits
1,2-Dichloroethane-d4 (Surr)	94		77 - 120
4-Bromofluorobenzene (Surr)	95		73 - 120
Toluene-d8 (Surr)	97		80 - 120
Dibromofluoromethane (Surr)	93		75 - 123

Lab Sample ID: 480-188807-1 MS
Matrix: Water
Analysis Batch: 594724

Client Sample ID: MW-8-003-B-082621
Prep Type: Total/NA

Analyte	Sample Result	Sample Qualifier	Spike Added	MS Result	MS Qualifier	Unit	D	%Rec	%Rec. Limits
cis-1,2-Dichloroethene	1300		1250	2740		ug/L		112	74 - 124
Tetrachloroethene	2300	F1	1250	3430		ug/L		92	74 - 122
trans-1,2-Dichloroethene	ND		1250	1220		ug/L		97	73 - 127
Trichloroethene	550		1250	1720		ug/L		94	74 - 123
Vinyl chloride	170		1250	1250		ug/L		86	65 - 133

Surrogate	MS %Recovery	MS Qualifier	Limits
1,2-Dichloroethane-d4 (Surr)	96		77 - 120
4-Bromofluorobenzene (Surr)	96		73 - 120
Toluene-d8 (Surr)	94		80 - 120
Dibromofluoromethane (Surr)	96		75 - 123

QC Sample Results

Client: GHD Services Inc.
Project/Site: 058507, GM Lockport SSOW 256043

Job ID: 480-188667-1
SDG: BCP

Method: 8260C - Volatile Organic Compounds by GC/MS (Continued)

Lab Sample ID: 480-188807-1 MSD
Matrix: Water
Analysis Batch: 594724

Client Sample ID: MW-8-003-B-082621
Prep Type: Total/NA

Analyte	Sample	Sample	Spike	MSD	MSD	Unit	D	%Rec	%Rec. Limits	RPD	RPD Limit
	Result	Qualifier	Added	Result	Qualifier						
cis-1,2-Dichloroethene	1300		1250	2670		ug/L		106	74 - 124	3	15
Tetrachloroethene	2300	F1	1250	3190	F1	ug/L		72	74 - 122	8	20
trans-1,2-Dichloroethene	ND		1250	1170		ug/L		94	73 - 127	3	20
Trichloroethene	550		1250	1600		ug/L		84	74 - 123	7	16
Vinyl chloride	170		1250	1130		ug/L		77	65 - 133	10	15
MSD MSD											
Surrogate	%Recovery	Qualifier	Limits								
1,2-Dichloroethane-d4 (Surr)	97		77 - 120								
4-Bromofluorobenzene (Surr)	96		73 - 120								
Toluene-d8 (Surr)	94		80 - 120								
Dibromofluoromethane (Surr)	96		75 - 123								

Lab Sample ID: MB 480-595097/7
Matrix: Water
Analysis Batch: 595097

Client Sample ID: Method Blank
Prep Type: Total/NA

Analyte	MB	MB	RL	MDL	Unit	D	Prepared	Analyzed	Dil Fac
	Result	Qualifier							
cis-1,2-Dichloroethene	ND		1.0	0.81	ug/L			09/02/21 13:52	1
Tetrachloroethene	ND		1.0	0.36	ug/L			09/02/21 13:52	1
trans-1,2-Dichloroethene	ND		1.0	0.90	ug/L			09/02/21 13:52	1
Trichloroethene	ND		1.0	0.46	ug/L			09/02/21 13:52	1
Vinyl chloride	ND		1.0	0.90	ug/L			09/02/21 13:52	1
MB MB									
Surrogate	%Recovery	Qualifier	Limits	Prepared	Analyzed	Dil Fac			
1,2-Dichloroethane-d4 (Surr)	105		77 - 120		09/02/21 13:52	1			
4-Bromofluorobenzene (Surr)	99		73 - 120		09/02/21 13:52	1			
Toluene-d8 (Surr)	100		80 - 120		09/02/21 13:52	1			
Dibromofluoromethane (Surr)	111		75 - 123		09/02/21 13:52	1			

Lab Sample ID: LCS 480-595097/5
Matrix: Water
Analysis Batch: 595097

Client Sample ID: Lab Control Sample
Prep Type: Total/NA

Analyte	Spike Added	LCS	LCS	Unit	D	%Rec	%Rec. Limits
		Result	Qualifier				
cis-1,2-Dichloroethene	25.0	24.7		ug/L		99	74 - 124
Tetrachloroethene	25.0	24.9		ug/L		100	74 - 122
trans-1,2-Dichloroethene	25.0	25.7		ug/L		103	73 - 127
Trichloroethene	25.0	24.8		ug/L		99	74 - 123
Vinyl chloride	25.0	19.9		ug/L		80	65 - 133
LCS LCS							
Surrogate	%Recovery	Qualifier	Limits				
1,2-Dichloroethane-d4 (Surr)	99		77 - 120				
4-Bromofluorobenzene (Surr)	102		73 - 120				
Toluene-d8 (Surr)	100		80 - 120				
Dibromofluoromethane (Surr)	100		75 - 123				

QC Sample Results

Client: GHD Services Inc.
Project/Site: 058507, GM Lockport SSOW 256043

Job ID: 480-188667-1
SDG: BCP

Method: 8260C - Volatile Organic Compounds by GC/MS (Continued)

Lab Sample ID: MB 480-595213/7
Matrix: Water
Analysis Batch: 595213

Client Sample ID: Method Blank
Prep Type: Total/NA

Analyte	MB Result	MB Qualifier	RL	MDL	Unit	D	Prepared	Analyzed	Dil Fac
cis-1,2-Dichloroethene	ND		1.0	0.81	ug/L			09/03/21 12:58	1
Tetrachloroethene	ND		1.0	0.36	ug/L			09/03/21 12:58	1
trans-1,2-Dichloroethene	ND		1.0	0.90	ug/L			09/03/21 12:58	1
Trichloroethene	ND		1.0	0.46	ug/L			09/03/21 12:58	1
Vinyl chloride	ND		1.0	0.90	ug/L			09/03/21 12:58	1

Surrogate	MB %Recovery	MB Qualifier	Limits	Prepared	Analyzed	Dil Fac
1,2-Dichloroethane-d4 (Surr)	107		77 - 120		09/03/21 12:58	1
4-Bromofluorobenzene (Surr)	99		73 - 120		09/03/21 12:58	1
Toluene-d8 (Surr)	100		80 - 120		09/03/21 12:58	1
Dibromofluoromethane (Surr)	110		75 - 123		09/03/21 12:58	1

Lab Sample ID: LCS 480-595213/5
Matrix: Water
Analysis Batch: 595213

Client Sample ID: Lab Control Sample
Prep Type: Total/NA

Analyte	Spike Added	LCS Result	LCS Qualifier	Unit	D	%Rec	%Rec. Limits
cis-1,2-Dichloroethene	25.0	24.4		ug/L		97	74 - 124
Tetrachloroethene	25.0	27.3		ug/L		109	74 - 122
trans-1,2-Dichloroethene	25.0	26.4		ug/L		106	73 - 127
Trichloroethene	25.0	28.7		ug/L		115	74 - 123
Vinyl chloride	25.0	21.4		ug/L		86	65 - 133

Surrogate	LCS %Recovery	LCS Qualifier	Limits
1,2-Dichloroethane-d4 (Surr)	113		77 - 120
4-Bromofluorobenzene (Surr)	107		73 - 120
Toluene-d8 (Surr)	102		80 - 120
Dibromofluoromethane (Surr)	110		75 - 123

Lab Sample ID: 480-188984-1 MS
Matrix: Water
Analysis Batch: 595213

Client Sample ID: MW-9-101-A-083121
Prep Type: Total/NA

Analyte	Sample Result	Sample Qualifier	Spike Added	MS Result	MS Qualifier	Unit	D	%Rec	%Rec. Limits
cis-1,2-Dichloroethene	ND		100	105		ug/L		105	74 - 124
Tetrachloroethene	ND		100	105		ug/L		105	74 - 122
trans-1,2-Dichloroethene	ND		100	107		ug/L		107	73 - 127
Trichloroethene	ND		100	115		ug/L		115	74 - 123
Vinyl chloride	ND		100	89.5		ug/L		90	65 - 133

Surrogate	MS %Recovery	MS Qualifier	Limits
1,2-Dichloroethane-d4 (Surr)	114		77 - 120
4-Bromofluorobenzene (Surr)	102		73 - 120
Toluene-d8 (Surr)	99		80 - 120
Dibromofluoromethane (Surr)	110		75 - 123

QC Sample Results

Client: GHD Services Inc.
Project/Site: 058507, GM Lockport SSOW 256043

Job ID: 480-188667-1
SDG: BCP

Method: 8260C - Volatile Organic Compounds by GC/MS (Continued)

Lab Sample ID: 480-188984-1 MSD
Matrix: Water
Analysis Batch: 595213

Client Sample ID: MW-9-101-A-083121
Prep Type: Total/NA

Analyte	Sample Result	Sample Qualifier	Spike Added	MSD Result	MSD Qualifier	Unit	D	%Rec	%Rec. Limits	RPD	RPD Limit
cis-1,2-Dichloroethene	ND		100	96.7		ug/L		97	74 - 124	8	15
Tetrachloroethene	ND		100	107		ug/L		107	74 - 122	2	20
trans-1,2-Dichloroethene	ND		100	94.9		ug/L		95	73 - 127	12	20
Trichloroethene	ND		100	105		ug/L		105	74 - 123	9	16
Vinyl chloride	ND		100	80.0		ug/L		80	65 - 133	11	15
MSD MSD											
Surrogate	%Recovery	Qualifier	Limits								
1,2-Dichloroethane-d4 (Surr)	107		77 - 120								
4-Bromofluorobenzene (Surr)	105		73 - 120								
Toluene-d8 (Surr)	100		80 - 120								
Dibromofluoromethane (Surr)	105		75 - 123								

Method: 8270D - Semivolatile Organic Compounds (GC/MS)

Lab Sample ID: MB 480-594992/1-A
Matrix: Water
Analysis Batch: 595059

Client Sample ID: Method Blank
Prep Type: Total/NA
Prep Batch: 594992

Analyte	MB Result	MB Qualifier	RL	MDL	Unit	D	Prepared	Analyzed	Dil Fac
Acenaphthene	ND		5.0	0.41	ug/L		09/01/21 15:36	09/02/21 17:02	1
Acenaphthylene	ND		5.0	0.38	ug/L		09/01/21 15:36	09/02/21 17:02	1
Anthracene	ND		5.0	0.28	ug/L		09/01/21 15:36	09/02/21 17:02	1
Benzo[a]anthracene	ND		5.0	0.36	ug/L		09/01/21 15:36	09/02/21 17:02	1
Benzo[a]pyrene	ND		5.0	0.47	ug/L		09/01/21 15:36	09/02/21 17:02	1
Benzo[b]fluoranthene	ND		5.0	0.34	ug/L		09/01/21 15:36	09/02/21 17:02	1
Benzo[g,h,i]perylene	ND		5.0	0.35	ug/L		09/01/21 15:36	09/02/21 17:02	1
Benzo[k]fluoranthene	ND		5.0	0.73	ug/L		09/01/21 15:36	09/02/21 17:02	1
Chrysene	ND		5.0	0.33	ug/L		09/01/21 15:36	09/02/21 17:02	1
Dibenz(a,h)anthracene	ND		5.0	0.42	ug/L		09/01/21 15:36	09/02/21 17:02	1
Fluoranthene	ND		5.0	0.40	ug/L		09/01/21 15:36	09/02/21 17:02	1
Fluorene	ND		5.0	0.36	ug/L		09/01/21 15:36	09/02/21 17:02	1
Indeno[1,2,3-cd]pyrene	ND		5.0	0.47	ug/L		09/01/21 15:36	09/02/21 17:02	1
Naphthalene	ND		5.0	0.76	ug/L		09/01/21 15:36	09/02/21 17:02	1
Phenanthrene	ND		5.0	0.44	ug/L		09/01/21 15:36	09/02/21 17:02	1
Pyrene	ND		5.0	0.34	ug/L		09/01/21 15:36	09/02/21 17:02	1
MB MB									
Surrogate	%Recovery	Qualifier	Limits	Prepared	Analyzed	Dil Fac			
2-Fluorobiphenyl	97		48 - 120	09/01/21 15:36	09/02/21 17:02	1			
Nitrobenzene-d5 (Surr)	86		46 - 120	09/01/21 15:36	09/02/21 17:02	1			
p-Terphenyl-d14 (Surr)	101		60 - 148	09/01/21 15:36	09/02/21 17:02	1			

Lab Sample ID: LCS 480-594992/2-A
Matrix: Water
Analysis Batch: 595059

Client Sample ID: Lab Control Sample
Prep Type: Total/NA
Prep Batch: 594992

Analyte	Spike Added	LCS Result	LCS Qualifier	Unit	D	%Rec	%Rec. Limits
Acenaphthene	32.0	30.9		ug/L		97	60 - 120
Acenaphthylene	32.0	34.5		ug/L		108	63 - 120

Eurofins TestAmerica, Buffalo

QC Sample Results

Client: GHD Services Inc.
Project/Site: 058507, GM Lockport SSOW 256043

Job ID: 480-188667-1
SDG: BCP

Method: 8270D - Semivolatile Organic Compounds (GC/MS) (Continued)

Lab Sample ID: LCS 480-594992/2-A
Matrix: Water
Analysis Batch: 595059

Client Sample ID: Lab Control Sample
Prep Type: Total/NA
Prep Batch: 594992

Analyte	Spike Added	LCS Result	LCS Qualifier	Unit	D	%Rec	%Rec. Limits
Anthracene	32.0	33.3		ug/L		104	67 - 120
Benzo[a]anthracene	32.0	33.5		ug/L		105	70 - 121
Benzo[a]pyrene	32.0	30.8		ug/L		96	60 - 123
Benzo[b]fluoranthene	32.0	32.9		ug/L		103	66 - 126
Benzo[g,h,i]perylene	32.0	33.5		ug/L		105	66 - 150
Benzo[k]fluoranthene	32.0	31.1		ug/L		97	65 - 124
Chrysene	32.0	33.1		ug/L		104	69 - 120
Dibenz(a,h)anthracene	32.0	33.4		ug/L		104	65 - 135
Fluoranthene	32.0	33.8		ug/L		106	69 - 126
Fluorene	32.0	33.2		ug/L		104	66 - 120
Indeno[1,2,3-cd]pyrene	32.0	31.5		ug/L		99	69 - 146
Naphthalene	32.0	29.3		ug/L		92	57 - 120
Phenanthrene	32.0	33.3		ug/L		104	68 - 120
Pyrene	32.0	34.3		ug/L		107	70 - 125

Surrogate	LCS %Recovery	LCS Qualifier	Limits
2-Fluorobiphenyl	99		48 - 120
Nitrobenzene-d5 (Surr)	93		46 - 120
p-Terphenyl-d14 (Surr)	101		60 - 148

Lab Sample ID: 480-188984-1 MS
Matrix: Water
Analysis Batch: 595059

Client Sample ID: MW-9-101-A-083121
Prep Type: Total/NA
Prep Batch: 594992

Analyte	Sample Result	Sample Qualifier	Spike Added	MS Result	MS Qualifier	Unit	D	%Rec	%Rec. Limits
Acenaphthene	ND		32.0	21.5		ug/L		67	48 - 120
Acenaphthylene	ND		32.0	24.1		ug/L		75	63 - 120
Anthracene	ND		32.0	27.3		ug/L		85	65 - 122
Benzo[a]anthracene	ND	F2	32.0	20.4		ug/L		64	43 - 124
Benzo[a]pyrene	ND	F2	32.0	16.5		ug/L		51	23 - 125
Benzo[b]fluoranthene	ND	F2	32.0	17.7		ug/L		55	27 - 127
Benzo[g,h,i]perylene	ND	F2	32.0	17.2		ug/L		54	16 - 147
Benzo[k]fluoranthene	ND		32.0	16.3		ug/L		51	20 - 124
Chrysene	ND		32.0	19.1		ug/L		60	44 - 122
Dibenz(a,h)anthracene	ND	F2	32.0	16.7		ug/L		52	16 - 139
Fluoranthene	ND	F2	32.0	27.8		ug/L		87	63 - 129
Fluorene	ND		32.0	23.4		ug/L		73	62 - 120
Indeno[1,2,3-cd]pyrene	ND	F2	32.0	16.1		ug/L		50	16 - 140
Naphthalene	ND		32.0	20.0		ug/L		63	45 - 120
Phenanthrene	ND		32.0	28.3		ug/L		88	65 - 122
Pyrene	ND		32.0	28.2		ug/L		88	58 - 128

Surrogate	MS %Recovery	MS Qualifier	Limits
2-Fluorobiphenyl	68		48 - 120
Nitrobenzene-d5 (Surr)	64		46 - 120
p-Terphenyl-d14 (Surr)	55	S1-	60 - 148

QC Sample Results

Client: GHD Services Inc.
Project/Site: 058507, GM Lockport SSOW 256043

Job ID: 480-188667-1
SDG: BCP

Method: 8270D - Semivolatile Organic Compounds (GC/MS) (Continued)

Lab Sample ID: 480-188984-1 MSD

Matrix: Water

Analysis Batch: 595059

Client Sample ID: MW-9-101-A-083121

Prep Type: Total/NA

Prep Batch: 594992

Analyte	Sample	Sample	Spike	MSD	MSD	Unit	D	%Rec	%Rec.	RPD	Limit
	Result	Qualifier	Added	Result	Qualifier						
Acenaphthene	ND		32.0	19.4		ug/L		61	48 - 120	10	24
Acenaphthylene	ND		32.0	21.6		ug/L		68	63 - 120	11	18
Anthracene	ND		32.0	23.8		ug/L		75	65 - 122	14	15
Benzo[a]anthracene	ND	F2	32.0	16.9	F2	ug/L		53	43 - 124	19	15
Benzo[a]pyrene	ND	F2	32.0	13.0	F2	ug/L		41	23 - 125	23	15
Benzo[b]fluoranthene	ND	F2	32.0	13.7	F2	ug/L		43	27 - 127	25	15
Benzo[g,h,i]perylene	ND	F2	32.0	13.0	F2	ug/L		41	16 - 147	28	15
Benzo[k]fluoranthene	ND		32.0	13.2		ug/L		41	20 - 124	21	22
Chrysene	ND		32.0	16.4		ug/L		51	44 - 122	15	15
Dibenz(a,h)anthracene	ND	F2	32.0	12.8	F2	ug/L		40	16 - 139	26	15
Fluoranthene	ND	F2	32.0	22.8	F2	ug/L		71	63 - 129	20	15
Fluorene	ND		32.0	21.4		ug/L		67	62 - 120	9	15
Indeno[1,2,3-cd]pyrene	ND	F2	32.0	12.2	F2	ug/L		38	16 - 140	28	15
Naphthalene	ND		32.0	18.2		ug/L		57	45 - 120	10	29
Phenanthrene	ND		32.0	24.3		ug/L		76	65 - 122	15	15
Pyrene	ND		32.0	23.5		ug/L		73	58 - 128	18	19

Surrogate	MSD %Recovery	MSD Qualifier	Limits
2-Fluorobiphenyl	61		48 - 120
Nitrobenzene-d5 (Surr)	58		46 - 120
p-Terphenyl-d14 (Surr)	53	S1-	60 - 148

Method: RSK-175 - Dissolved Gases (GC)

Lab Sample ID: MB 200-170804/25

Matrix: Water

Analysis Batch: 170804

Client Sample ID: Method Blank

Prep Type: Total/NA

Analyte	MB Result	MB Qualifier	RL	MDL	Unit	D	Prepared	Analyzed	Dil Fac
Carbon dioxide	ND		5000	5000	ug/L			08/30/21 18:01	1

Lab Sample ID: MB 200-170804/4

Matrix: Water

Analysis Batch: 170804

Client Sample ID: Method Blank

Prep Type: Total/NA

Analyte	MB Result	MB Qualifier	RL	MDL	Unit	D	Prepared	Analyzed	Dil Fac
Carbon dioxide	ND		5000	5000	ug/L			08/30/21 14:56	1

Lab Sample ID: LCS 200-170804/2

Matrix: Water

Analysis Batch: 170804

Client Sample ID: Lab Control Sample

Prep Type: Total/NA

Analyte	Spike Added	LCS Result	LCS Qualifier	Unit	D	%Rec	%Rec. Limits
Carbon dioxide	40000	34900		ug/L		87	70 - 130

QC Sample Results

Client: GHD Services Inc.
 Project/Site: 058507, GM Lockport SSOW 256043

Job ID: 480-188667-1
 SDG: BCP

Method: RSK-175 - Dissolved Gases (GC) (Continued)

Lab Sample ID: LCS 200-170804/23
Matrix: Water
Analysis Batch: 170804

Client Sample ID: Lab Control Sample
Prep Type: Total/NA

Analyte	Spike Added	LCS Result	LCS Qualifier	Unit	D	%Rec	%Rec. Limits
Carbon dioxide	40000	37100		ug/L		93	70 - 130

Lab Sample ID: LCSD 200-170804/24
Matrix: Water
Analysis Batch: 170804

Client Sample ID: Lab Control Sample Dup
Prep Type: Total/NA

Analyte	Spike Added	LCSD Result	LCSD Qualifier	Unit	D	%Rec	%Rec. Limits	RPD	RPD Limit
Carbon dioxide	40000	38800		ug/L		97	70 - 130	4	30

Lab Sample ID: LCSD 200-170804/3
Matrix: Water
Analysis Batch: 170804

Client Sample ID: Lab Control Sample Dup
Prep Type: Total/NA

Analyte	Spike Added	LCSD Result	LCSD Qualifier	Unit	D	%Rec	%Rec. Limits	RPD	RPD Limit
Carbon dioxide	40000	37100		ug/L		93	70 - 130	6	30

Lab Sample ID: MB 200-170873/7
Matrix: Water
Analysis Batch: 170873

Client Sample ID: Method Blank
Prep Type: Total/NA

Analyte	MB Result	MB Qualifier	RL	MDL	Unit	D	Prepared	Analyzed	Dil Fac
Carbon dioxide	ND		5000	5000	ug/L			08/31/21 17:13	1

Lab Sample ID: LCS 200-170873/2
Matrix: Water
Analysis Batch: 170873

Client Sample ID: Lab Control Sample
Prep Type: Total/NA

Analyte	Spike Added	LCS Result	LCS Qualifier	Unit	D	%Rec	%Rec. Limits
Carbon dioxide	40000	35000		ug/L		88	70 - 130

Lab Sample ID: LCSD 200-170873/3
Matrix: Water
Analysis Batch: 170873

Client Sample ID: Lab Control Sample Dup
Prep Type: Total/NA

Analyte	Spike Added	LCSD Result	LCSD Qualifier	Unit	D	%Rec	%Rec. Limits	RPD	RPD Limit
Carbon dioxide	40000	37400		ug/L		93	70 - 130	7	30

Lab Sample ID: MB 200-170998/4
Matrix: Water
Analysis Batch: 170998

Client Sample ID: Method Blank
Prep Type: Total/NA

Analyte	MB Result	MB Qualifier	RL	MDL	Unit	D	Prepared	Analyzed	Dil Fac
Carbon dioxide	ND		5000	5000	ug/L			09/03/21 14:32	1

Lab Sample ID: LCS 200-170998/2
Matrix: Water
Analysis Batch: 170998

Client Sample ID: Lab Control Sample
Prep Type: Total/NA

Analyte	Spike Added	LCS Result	LCS Qualifier	Unit	D	%Rec	%Rec. Limits
Carbon dioxide	40000	40600		ug/L		102	70 - 130

Eurofins TestAmerica, Buffalo

QC Sample Results

Client: GHD Services Inc.
 Project/Site: 058507, GM Lockport SSOW 256043

Job ID: 480-188667-1
 SDG: BCP

Method: RSK-175 - Dissolved Gases (GC)

Lab Sample ID: LCSD 200-170998/3
Matrix: Water
Analysis Batch: 170998

Client Sample ID: Lab Control Sample Dup
Prep Type: Total/NA

Analyte	Spike Added	LCSD Result	LCSD Qualifier	Unit	D	%Rec	%Rec. Limits	RPD	RPD Limit
Carbon dioxide	40000	34600		ug/L		87	70 - 130	16	30

Lab Sample ID: MB 200-171044/3
Matrix: Water
Analysis Batch: 171044

Client Sample ID: Method Blank
Prep Type: Total/NA

Analyte	MB Result	MB Qualifier	RL	MDL	Unit	D	Prepared	Analyzed	Dil Fac
Carbon dioxide	ND		5000	5000	ug/L			09/07/21 14:18	1

Lab Sample ID: LCS 200-171044/2
Matrix: Water
Analysis Batch: 171044

Client Sample ID: Lab Control Sample
Prep Type: Total/NA

Analyte	Spike Added	LCS Result	LCS Qualifier	Unit	D	%Rec	%Rec. Limits
Carbon dioxide	40000	31400		ug/L		79	70 - 130

Lab Sample ID: 480-188984-1 MS
Matrix: Water
Analysis Batch: 171044

Client Sample ID: MW-9-101-A-083121
Prep Type: Total/NA

Analyte	Sample Result	Sample Qualifier	Spike Added	MS Result	MS Qualifier	Unit	D	%Rec	%Rec. Limits
Carbon dioxide	31000		40000	64700		ug/L		83	70 - 130

Lab Sample ID: 480-188984-1 MSD
Matrix: Water
Analysis Batch: 171044

Client Sample ID: MW-9-101-A-083121
Prep Type: Total/NA

Analyte	Sample Result	Sample Qualifier	Spike Added	MSD Result	MSD Qualifier	Unit	D	%Rec	%Rec. Limits	RPD	RPD Limit
Carbon dioxide	31000		40000	65400		ug/L		85	70 - 130	1	30

Lab Sample ID: MB 480-594286/27
Matrix: Water
Analysis Batch: 594286

Client Sample ID: Method Blank
Prep Type: Total/NA

Analyte	MB Result	MB Qualifier	RL	MDL	Unit	D	Prepared	Analyzed	Dil Fac
Ethane	ND		7.5	1.5	ug/L			08/26/21 22:29	1
Ethene	ND		7.0	1.5	ug/L			08/26/21 22:29	1
Methane	ND		4.0	1.0	ug/L			08/26/21 22:29	1

Lab Sample ID: LCS 480-594286/28
Matrix: Water
Analysis Batch: 594286

Client Sample ID: Lab Control Sample
Prep Type: Total/NA

Analyte	Spike Added	LCS Result	LCS Qualifier	Unit	D	%Rec	%Rec. Limits
Ethane	36.8	37.1		ug/L		101	79 - 120
Ethene	33.7	34.0		ug/L		101	85 - 120
Methane	19.2	19.8		ug/L		103	85 - 120

QC Sample Results

Client: GHD Services Inc.
 Project/Site: 058507, GM Lockport SSOW 256043

Job ID: 480-188667-1
 SDG: BCP

Method: RSK-175 - Dissolved Gases (GC) (Continued)

Lab Sample ID: LCSD 480-594286/29
Matrix: Water
Analysis Batch: 594286

Client Sample ID: Lab Control Sample Dup
Prep Type: Total/NA

Analyte	Spike Added	LCSD Result	LCSD Qualifier	Unit	D	%Rec	%Rec. Limits	RPD	RPD Limit
Ethane	36.8	39.5		ug/L		107	79 - 120	6	50
Ethene	33.7	35.4		ug/L		105	85 - 120	4	50
Methane	19.2	21.6		ug/L		112	85 - 120	8	50

Lab Sample ID: MB 480-594495/27
Matrix: Water
Analysis Batch: 594495

Client Sample ID: Method Blank
Prep Type: Total/NA

Analyte	MB Result	MB Qualifier	RL	MDL	Unit	D	Prepared	Analyzed	Dil Fac
Ethane	ND		7.5	1.5	ug/L			08/29/21 22:49	1
Ethene	ND		7.0	1.5	ug/L			08/29/21 22:49	1
Methane	ND		4.0	1.0	ug/L			08/29/21 22:49	1

Lab Sample ID: MB 480-594495/3
Matrix: Water
Analysis Batch: 594495

Client Sample ID: Method Blank
Prep Type: Total/NA

Analyte	MB Result	MB Qualifier	RL	MDL	Unit	D	Prepared	Analyzed	Dil Fac
Ethane	ND		7.5	1.5	ug/L			08/29/21 15:09	1
Ethene	ND		7.0	1.5	ug/L			08/29/21 15:09	1
Methane	ND		4.0	1.0	ug/L			08/29/21 15:09	1

Lab Sample ID: LCS 480-594495/28
Matrix: Water
Analysis Batch: 594495

Client Sample ID: Lab Control Sample
Prep Type: Total/NA

Analyte	Spike Added	LCS Result	LCS Qualifier	Unit	D	%Rec	%Rec. Limits
Ethane	36.8	42.9		ug/L		117	79 - 120
Ethene	33.7	35.4		ug/L		105	85 - 120
Methane	19.2	23.4	*+	ug/L		121	85 - 120

Lab Sample ID: LCS 480-594495/4
Matrix: Water
Analysis Batch: 594495

Client Sample ID: Lab Control Sample
Prep Type: Total/NA

Analyte	Spike Added	LCS Result	LCS Qualifier	Unit	D	%Rec	%Rec. Limits
Ethane	36.8	36.6		ug/L		99	79 - 120
Ethene	33.7	33.0		ug/L		98	85 - 120
Methane	19.2	19.4		ug/L		101	85 - 120

Lab Sample ID: LCSD 480-594495/29
Matrix: Water
Analysis Batch: 594495

Client Sample ID: Lab Control Sample Dup
Prep Type: Total/NA

Analyte	Spike Added	LCSD Result	LCSD Qualifier	Unit	D	%Rec	%Rec. Limits	RPD	RPD Limit
Ethane	36.8	38.4		ug/L		104	79 - 120	11	50
Ethene	33.7	33.8		ug/L		100	85 - 120	5	50
Methane	19.2	20.6		ug/L		107	85 - 120	12	50

QC Sample Results

Client: GHD Services Inc.
 Project/Site: 058507, GM Lockport SSOW 256043

Job ID: 480-188667-1
 SDG: BCP

Method: RSK-175 - Dissolved Gases (GC) (Continued)

Lab Sample ID: MB 480-594647/3
Matrix: Water
Analysis Batch: 594647

Client Sample ID: Method Blank
Prep Type: Total/NA

Analyte	MB	MB	RL	MDL	Unit	D	Prepared	Analyzed	Dil Fac
	Result	Qualifier							
Ethane	ND		7.5	1.5	ug/L			08/30/21 15:17	1
Ethene	ND		7.0	1.5	ug/L			08/30/21 15:17	1
Methane	ND		4.0	1.0	ug/L			08/30/21 15:17	1

Lab Sample ID: LCS 480-594647/4
Matrix: Water
Analysis Batch: 594647

Client Sample ID: Lab Control Sample
Prep Type: Total/NA

Analyte	Spike Added	LCS Result	LCS Qualifier	Unit	D	%Rec	%Rec. Limits
Ethene	33.7	35.5		ug/L		105	85 - 120
Methane	19.2	21.9		ug/L		114	85 - 120

Lab Sample ID: MB 480-594821/27
Matrix: Water
Analysis Batch: 594821

Client Sample ID: Method Blank
Prep Type: Total/NA

Analyte	MB	MB	RL	MDL	Unit	D	Prepared	Analyzed	Dil Fac
	Result	Qualifier							
Ethane	ND		7.5	1.5	ug/L			08/31/21 22:34	1
Ethene	ND		7.0	1.5	ug/L			08/31/21 22:34	1
Methane	ND		4.0	1.0	ug/L			08/31/21 22:34	1

Lab Sample ID: MB 480-594821/3
Matrix: Water
Analysis Batch: 594821

Client Sample ID: Method Blank
Prep Type: Total/NA

Analyte	MB	MB	RL	MDL	Unit	D	Prepared	Analyzed	Dil Fac
	Result	Qualifier							
Ethane	ND		7.5	1.5	ug/L			08/31/21 14:55	1
Ethene	ND		7.0	1.5	ug/L			08/31/21 14:55	1
Methane	ND		4.0	1.0	ug/L			08/31/21 14:55	1

Lab Sample ID: LCS 480-594821/28
Matrix: Water
Analysis Batch: 594821

Client Sample ID: Lab Control Sample
Prep Type: Total/NA

Analyte	Spike Added	LCS Result	LCS Qualifier	Unit	D	%Rec	%Rec. Limits
Ethene	33.7	36.5		ug/L		108	85 - 120
Methane	19.2	22.2		ug/L		115	85 - 120

Lab Sample ID: LCS 480-594821/4
Matrix: Water
Analysis Batch: 594821

Client Sample ID: Lab Control Sample
Prep Type: Total/NA

Analyte	Spike Added	LCS Result	LCS Qualifier	Unit	D	%Rec	%Rec. Limits
Ethene	33.7	33.9		ug/L		100	85 - 120
Methane	19.2	19.4		ug/L		101	85 - 120

QC Sample Results

Client: GHD Services Inc.
Project/Site: 058507, GM Lockport SSOW 256043

Job ID: 480-188667-1
SDG: BCP

Method: RSK-175 - Dissolved Gases (GC) (Continued)

Lab Sample ID: LCSD 480-594821/29
Matrix: Water
Analysis Batch: 594821

Client Sample ID: Lab Control Sample Dup
Prep Type: Total/NA

Analyte	Spike Added	LCSD Result	LCSD Qualifier	Unit	D	%Rec	%Rec. Limits	RPD	RPD Limit
Ethane	36.8	39.4		ug/L		107	79 - 120	4	50
Ethene	33.7	34.9		ug/L		103	85 - 120	5	50
Methane	19.2	21.4		ug/L		111	85 - 120	4	50

Lab Sample ID: 480-188807-1 MS
Matrix: Water
Analysis Batch: 594821

Client Sample ID: MW-8-003-B-082621
Prep Type: Total/NA

Analyte	Sample Result	Sample Qualifier	Spike Added	MS Result	MS Qualifier	Unit	D	%Rec	%Rec. Limits
Ethane	ND		36.8	40.2		ug/L		109	76 - 125
Ethene	13		33.7	47.0		ug/L		100	75 - 129
Methane	8.9		19.2	30.4		ug/L		112	38 - 150

Lab Sample ID: 480-188807-1 MSD
Matrix: Water
Analysis Batch: 594821

Client Sample ID: MW-8-003-B-082621
Prep Type: Total/NA

Analyte	Sample Result	Sample Qualifier	Spike Added	MSD Result	MSD Qualifier	Unit	D	%Rec	%Rec. Limits	RPD	RPD Limit
Ethane	ND		36.8	38.2		ug/L		104	76 - 125	5	50
Ethene	13		33.7	48.1		ug/L		103	75 - 129	2	50
Methane	8.9		19.2	29.5		ug/L		107	38 - 150	3	50

Lab Sample ID: MB 480-595007/3
Matrix: Water
Analysis Batch: 595007

Client Sample ID: Method Blank
Prep Type: Total/NA

Analyte	MB Result	MB Qualifier	RL	MDL	Unit	D	Prepared	Analyzed	Dil Fac
Ethane	ND		7.5	1.5	ug/L			09/01/21 17:34	1
Ethene	ND		7.0	1.5	ug/L			09/01/21 17:34	1
Methane	ND		4.0	1.0	ug/L			09/01/21 17:34	1

Lab Sample ID: LCS 480-595007/4
Matrix: Water
Analysis Batch: 595007

Client Sample ID: Lab Control Sample
Prep Type: Total/NA

Analyte	Spike Added	LCS Result	LCS Qualifier	Unit	D	%Rec	%Rec. Limits
Ethane	36.8	35.9		ug/L		98	79 - 120
Ethene	33.7	32.8		ug/L		97	85 - 120
Methane	19.2	19.0		ug/L		99	85 - 120

Lab Sample ID: MB 480-595158/28
Matrix: Water
Analysis Batch: 595158

Client Sample ID: Method Blank
Prep Type: Total/NA

Analyte	MB Result	MB Qualifier	RL	MDL	Unit	D	Prepared	Analyzed	Dil Fac
Ethane	ND		7.5	1.5	ug/L			09/03/21 00:29	1
Ethene	ND		7.0	1.5	ug/L			09/03/21 00:29	1
Methane	ND		4.0	1.0	ug/L			09/03/21 00:29	1

QC Sample Results

Client: GHD Services Inc.
Project/Site: 058507, GM Lockport SSOW 256043

Job ID: 480-188667-1
SDG: BCP

Method: RSK-175 - Dissolved Gases (GC) (Continued)

Lab Sample ID: MB 480-595158/4
Matrix: Water
Analysis Batch: 595158

Client Sample ID: Method Blank
Prep Type: Total/NA

Analyte	MB Result	MB Qualifier	RL	MDL	Unit	D	Prepared	Analyzed	Dil Fac
Ethane	ND		7.5	1.5	ug/L			09/02/21 16:48	1
Ethene	ND		7.0	1.5	ug/L			09/02/21 16:48	1
Methane	ND		4.0	1.0	ug/L			09/02/21 16:48	1

Lab Sample ID: LCS 480-595158/29
Matrix: Water
Analysis Batch: 595158

Client Sample ID: Lab Control Sample
Prep Type: Total/NA

Analyte	Spike Added	LCS Result	LCS Qualifier	Unit	D	%Rec	%Rec. Limits
Ethane	36.8	37.2		ug/L		101	79 - 120
Ethene	33.7	33.6		ug/L		100	85 - 120
Methane	19.2	20.2		ug/L		105	85 - 120

Lab Sample ID: LCS 480-595158/5
Matrix: Water
Analysis Batch: 595158

Client Sample ID: Lab Control Sample
Prep Type: Total/NA

Analyte	Spike Added	LCS Result	LCS Qualifier	Unit	D	%Rec	%Rec. Limits
Ethane	36.8	41.6		ug/L		113	79 - 120
Ethene	33.7	36.2		ug/L		107	85 - 120
Methane	19.2	22.2		ug/L		115	85 - 120

Lab Sample ID: LCSD 480-595158/30
Matrix: Water
Analysis Batch: 595158

Client Sample ID: Lab Control Sample Dup
Prep Type: Total/NA

Analyte	Spike Added	LCSD Result	LCSD Qualifier	Unit	D	%Rec	%Rec. Limits	RPD	RPD Limit
Ethane	36.8	37.4		ug/L		102	79 - 120	0	50
Ethene	33.7	33.7		ug/L		100	85 - 120	0	50
Methane	19.2	20.2		ug/L		105	85 - 120	0	50

Lab Sample ID: MB 480-595338/28
Matrix: Water
Analysis Batch: 595338

Client Sample ID: Method Blank
Prep Type: Total/NA

Analyte	MB Result	MB Qualifier	RL	MDL	Unit	D	Prepared	Analyzed	Dil Fac
Ethane	ND		7.5	1.5	ug/L			09/07/21 01:28	1
Ethene	ND		7.0	1.5	ug/L			09/07/21 01:28	1
Methane	ND		4.0	1.0	ug/L			09/07/21 01:28	1

Lab Sample ID: LCS 480-595338/29
Matrix: Water
Analysis Batch: 595338

Client Sample ID: Lab Control Sample
Prep Type: Total/NA

Analyte	Spike Added	LCS Result	LCS Qualifier	Unit	D	%Rec	%Rec. Limits
Ethane	36.8	36.9		ug/L		100	79 - 120
Ethene	33.7	32.5		ug/L		96	85 - 120
Methane	19.2	19.5		ug/L		101	85 - 120

QC Sample Results

Client: GHD Services Inc.
Project/Site: 058507, GM Lockport SSOW 256043

Job ID: 480-188667-1
SDG: BCP

Method: RSK-175 - Dissolved Gases (GC) (Continued)

Lab Sample ID: LCSD 480-595338/30
Matrix: Water
Analysis Batch: 595338

Client Sample ID: Lab Control Sample Dup
Prep Type: Total/NA

Analyte	Spike Added	LCSD Result	LCSD Qualifier	Unit	D	%Rec	%Rec. Limits	RPD	RPD Limit
Ethane	36.8	37.8		ug/L		103	79 - 120	2	50
Ethene	33.7	32.9		ug/L		97	85 - 120	1	50
Methane	19.2	20.8		ug/L		108	85 - 120	6	50

Lab Sample ID: MB 480-595616/3
Matrix: Water
Analysis Batch: 595616

Client Sample ID: Method Blank
Prep Type: Total/NA

Analyte	MB Result	MB Qualifier	RL	MDL	Unit	D	Prepared	Analyzed	Dil Fac
Ethane	ND		7.5	1.5	ug/L			09/08/21 16:12	1
Ethene	ND		7.0	1.5	ug/L			09/08/21 16:12	1
Methane	ND		4.0	1.0	ug/L			09/08/21 16:12	1

Lab Sample ID: LCS 480-595616/4
Matrix: Water
Analysis Batch: 595616

Client Sample ID: Lab Control Sample
Prep Type: Total/NA

Analyte	Spike Added	LCS Result	LCS Qualifier	Unit	D	%Rec	%Rec. Limits
Ethane	36.8	39.1		ug/L		106	79 - 120
Ethene	33.7	34.8		ug/L		103	85 - 120
Methane	19.2	20.3		ug/L		106	85 - 120

Lab Sample ID: 480-188984-1 MS
Matrix: Water
Analysis Batch: 595616

Client Sample ID: MW-9-101-A-083121
Prep Type: Total/NA

Analyte	Sample Result	Sample Qualifier	Spike Added	MS Result	MS Qualifier	Unit	D	%Rec	%Rec. Limits
Ethane	ND		36.8	37.3		ug/L		101	76 - 125
Ethene	ND		33.7	34.0		ug/L		101	75 - 129
Methane	ND		19.2	23.9		ug/L		124	38 - 150

Lab Sample ID: 480-188984-1 MSD
Matrix: Water
Analysis Batch: 595616

Client Sample ID: MW-9-101-A-083121
Prep Type: Total/NA

Analyte	Sample Result	Sample Qualifier	Spike Added	MSD Result	MSD Qualifier	Unit	D	%Rec	%Rec. Limits	RPD	RPD Limit
Ethane	ND		36.8	36.2		ug/L		98	76 - 125	3	50
Ethene	ND		33.7	33.3		ug/L		99	75 - 129	2	50
Methane	ND		19.2	23.4		ug/L		122	38 - 150	2	50

Method: 6010C - Metals (ICP)

Lab Sample ID: MB 480-593926/1-A
Matrix: Water
Analysis Batch: 594218

Client Sample ID: Method Blank
Prep Type: Total/NA
Prep Batch: 593926

Analyte	MB Result	MB Qualifier	RL	MDL	Unit	D	Prepared	Analyzed	Dil Fac
Iron	0.0262	J	0.050	0.019	mg/L		08/25/21 08:58	08/25/21 17:53	1
Magnesium	ND		0.20	0.043	mg/L		08/25/21 08:58	08/25/21 17:53	1
Manganese	0.000530	J	0.0030	0.00040	mg/L		08/25/21 08:58	08/25/21 17:53	1

Eurofins TestAmerica, Buffalo

QC Sample Results

Client: GHD Services Inc.
 Project/Site: 058507, GM Lockport SSOW 256043

Job ID: 480-188667-1
 SDG: BCP

Method: 6010C - Metals (ICP) (Continued)

Lab Sample ID: MB 480-593926/1-A
Matrix: Water
Analysis Batch: 594218

Client Sample ID: Method Blank
Prep Type: Total/NA
Prep Batch: 593926

Analyte	MB Result	MB Qualifier	RL	MDL	Unit	D	Prepared	Analyzed	Dil Fac
Potassium	ND		0.50	0.10	mg/L		08/25/21 08:58	08/25/21 17:53	1
Sodium	ND		1.0	0.32	mg/L		08/25/21 08:58	08/25/21 17:53	1

Lab Sample ID: LCS 480-593926/2-A
Matrix: Water
Analysis Batch: 594218

Client Sample ID: Lab Control Sample
Prep Type: Total/NA
Prep Batch: 593926

Analyte	Spike Added	LCS Result	LCS Qualifier	Unit	D	%Rec	%Rec. Limits
Iron	10.0	10.07		mg/L		101	80 - 120
Magnesium	10.0	9.76		mg/L		98	80 - 120
Manganese	0.200	0.202		mg/L		101	80 - 120
Potassium	10.0	10.45		mg/L		104	80 - 120
Sodium	10.0	10.47		mg/L		104	80 - 120

Lab Sample ID: MB 480-594155/1-A
Matrix: Water
Analysis Batch: 594375

Client Sample ID: Method Blank
Prep Type: Total/NA
Prep Batch: 594155

Analyte	MB Result	MB Qualifier	RL	MDL	Unit	D	Prepared	Analyzed	Dil Fac
Iron	ND		0.050	0.019	mg/L		08/26/21 08:11	08/26/21 18:44	1
Magnesium	ND		0.20	0.043	mg/L		08/26/21 08:11	08/26/21 18:44	1
Manganese	0.00115	J	0.0030	0.00040	mg/L		08/26/21 08:11	08/26/21 18:44	1
Potassium	ND		0.50	0.10	mg/L		08/26/21 08:11	08/26/21 18:44	1
Sodium	ND		1.0	0.32	mg/L		08/26/21 08:11	08/26/21 18:44	1

Lab Sample ID: LCS 480-594155/2-A
Matrix: Water
Analysis Batch: 594375

Client Sample ID: Lab Control Sample
Prep Type: Total/NA
Prep Batch: 594155

Analyte	Spike Added	LCS Result	LCS Qualifier	Unit	D	%Rec	%Rec. Limits
Iron	10.0	10.09		mg/L		101	80 - 120
Magnesium	10.0	10.53		mg/L		105	80 - 120
Manganese	0.200	0.209		mg/L		105	80 - 120
Potassium	10.0	10.32		mg/L		103	80 - 120
Sodium	10.0	10.47		mg/L		104	80 - 120

Lab Sample ID: MB 480-594308/1-A
Matrix: Water
Analysis Batch: 594584

Client Sample ID: Method Blank
Prep Type: Total/NA
Prep Batch: 594308

Analyte	MB Result	MB Qualifier	RL	MDL	Unit	D	Prepared	Analyzed	Dil Fac
Iron	ND		0.050	0.019	mg/L		08/27/21 09:10	08/27/21 18:04	1
Magnesium	ND		0.20	0.043	mg/L		08/27/21 09:10	08/27/21 18:04	1
Manganese	0.000650	J	0.0030	0.00040	mg/L		08/27/21 09:10	08/27/21 18:04	1
Potassium	ND		0.50	0.10	mg/L		08/27/21 09:10	08/27/21 18:04	1
Sodium	ND		1.0	0.32	mg/L		08/27/21 09:10	08/27/21 18:04	1

QC Sample Results

Client: GHD Services Inc.
Project/Site: 058507, GM Lockport SSOW 256043

Job ID: 480-188667-1
SDG: BCP

Method: 6010C - Metals (ICP) (Continued)

Lab Sample ID: LCS 480-594308/2-A
Matrix: Water
Analysis Batch: 594584

Client Sample ID: Lab Control Sample
Prep Type: Total/NA
Prep Batch: 594308
%Rec.

Analyte	Spike Added	LCS Result	LCS Qualifier	Unit	D	%Rec	Limits
Iron	10.0	10.49		mg/L		105	80 - 120
Magnesium	10.0	10.20		mg/L		102	80 - 120
Manganese	0.200	0.215		mg/L		108	80 - 120
Potassium	10.0	10.50		mg/L		105	80 - 120
Sodium	10.0	10.99		mg/L		110	80 - 120

Lab Sample ID: 480-188807-1 MS
Matrix: Water
Analysis Batch: 594584

Client Sample ID: MW-8-003-B-082621
Prep Type: Total/NA
Prep Batch: 594308
%Rec.

Analyte	Sample Result	Sample Qualifier	Spike Added	MS Result	MS Qualifier	Unit	D	%Rec	Limits
Iron	0.056		10.0	10.04		mg/L		100	75 - 125
Magnesium	12.3		10.0	21.52		mg/L		92	75 - 125
Manganese	0.15	B	0.200	0.349		mg/L		101	75 - 125
Potassium	5.8		10.0	16.82		mg/L		110	75 - 125

Lab Sample ID: 480-188807-1 MS
Matrix: Water
Analysis Batch: 594738

Client Sample ID: MW-8-003-B-082621
Prep Type: Total/NA
Prep Batch: 594308
%Rec.

Analyte	Sample Result	Sample Qualifier	Spike Added	MS Result	MS Qualifier	Unit	D	%Rec	Limits
Sodium	2400		10.0	2302	4	mg/L		-976	75 - 125

Lab Sample ID: 480-188807-1 MSD
Matrix: Water
Analysis Batch: 594584

Client Sample ID: MW-8-003-B-082621
Prep Type: Total/NA
Prep Batch: 594308
%Rec.

Analyte	Sample Result	Sample Qualifier	Spike Added	MSD Result	MSD Qualifier	Unit	D	%Rec	Limits	RPD	Limit
Iron	0.056		10.0	10.42		mg/L		104	75 - 125	4	20
Magnesium	12.3		10.0	22.11		mg/L		98	75 - 125	3	20
Manganese	0.15	B	0.200	0.363		mg/L		108	75 - 125	4	20
Potassium	5.8		10.0	17.35		mg/L		115	75 - 125	3	20

Lab Sample ID: 480-188807-1 MSD
Matrix: Water
Analysis Batch: 594738

Client Sample ID: MW-8-003-B-082621
Prep Type: Total/NA
Prep Batch: 594308
%Rec.

Analyte	Sample Result	Sample Qualifier	Spike Added	MSD Result	MSD Qualifier	Unit	D	%Rec	Limits	RPD	Limit
Sodium	2400		10.0	2435	4	mg/L		356	75 - 125	6	20

Lab Sample ID: MB 480-594523/1-A
Matrix: Water
Analysis Batch: 594742

Client Sample ID: Method Blank
Prep Type: Total/NA
Prep Batch: 594523

Analyte	MB Result	MB Qualifier	RL	MDL	Unit	D	Prepared	Analyzed	Dil Fac
Iron	ND		0.050	0.019	mg/L		08/30/21 08:09	08/30/21 21:36	1
Magnesium	ND		0.20	0.043	mg/L		08/30/21 08:09	08/30/21 21:36	1
Manganese	0.000920	J	0.0030	0.00040	mg/L		08/30/21 08:09	08/30/21 21:36	1
Potassium	ND		0.50	0.10	mg/L		08/30/21 08:09	08/30/21 21:36	1
Sodium	ND		1.0	0.32	mg/L		08/30/21 08:09	08/30/21 21:36	1

Eurofins TestAmerica, Buffalo

QC Sample Results

Client: GHD Services Inc.
Project/Site: 058507, GM Lockport SSOW 256043

Job ID: 480-188667-1
SDG: BCP

Method: 6010C - Metals (ICP)

Lab Sample ID: LCS 480-594523/2-A
Matrix: Water
Analysis Batch: 594742

Client Sample ID: Lab Control Sample
Prep Type: Total/NA
Prep Batch: 594523

Analyte	Spike Added	LCS Result	LCS Qualifier	Unit	D	%Rec	Limits
Iron	10.0	10.41		mg/L		104	80 - 120
Magnesium	10.0	10.15		mg/L		102	80 - 120
Manganese	0.200	0.213		mg/L		106	80 - 120
Potassium	10.0	10.37		mg/L		104	80 - 120
Sodium	10.0	10.90		mg/L		109	80 - 120

Lab Sample ID: 480-188769-1 MS
Matrix: Water
Analysis Batch: 594742

Client Sample ID: MW-7-4-082521
Prep Type: Total/NA
Prep Batch: 594523

Analyte	Sample Result	Sample Qualifier	Spike Added	MS Result	MS Qualifier	Unit	D	%Rec	Limits
Iron	0.020	J	10.0	10.04		mg/L		100	75 - 125
Magnesium	40.2		10.0	49.46	4	mg/L		93	75 - 125
Manganese	0.0037	B	0.200	0.207		mg/L		102	75 - 125
Potassium	3.0		10.0	13.31		mg/L		103	75 - 125
Sodium	257		10.0	267.2	4	mg/L		102	75 - 125

Lab Sample ID: 480-188769-1 MSD
Matrix: Water
Analysis Batch: 594742

Client Sample ID: MW-7-4-082521
Prep Type: Total/NA
Prep Batch: 594523

Analyte	Sample Result	Sample Qualifier	Spike Added	MSD Result	MSD Qualifier	Unit	D	%Rec	Limits	RPD	Limit
Iron	0.020	J	10.0	10.06		mg/L		100	75 - 125	0	20
Magnesium	40.2		10.0	49.49	4	mg/L		93	75 - 125	0	20
Manganese	0.0037	B	0.200	0.207		mg/L		102	75 - 125	0	20
Potassium	3.0		10.0	13.36		mg/L		104	75 - 125	0	20
Sodium	257		10.0	264.5	4	mg/L		76	75 - 125	1	20

Lab Sample ID: MB 480-595035/1-A
Matrix: Water
Analysis Batch: 595271

Client Sample ID: Method Blank
Prep Type: Total/NA
Prep Batch: 595035

Analyte	MB Result	MB Qualifier	RL	MDL	Unit	D	Prepared	Analyzed	Dil Fac
Iron	ND		0.050	0.019	mg/L		09/02/21 11:21	09/02/21 20:28	1
Magnesium	ND		0.20	0.043	mg/L		09/02/21 11:21	09/02/21 20:28	1
Manganese	0.00104	J	0.0030	0.00040	mg/L		09/02/21 11:21	09/02/21 20:28	1
Potassium	ND		0.50	0.10	mg/L		09/02/21 11:21	09/02/21 20:28	1
Sodium	ND		1.0	0.32	mg/L		09/02/21 11:21	09/02/21 20:28	1

Lab Sample ID: LCS 480-595035/2-A
Matrix: Water
Analysis Batch: 595271

Client Sample ID: Lab Control Sample
Prep Type: Total/NA
Prep Batch: 595035

Analyte	Spike Added	LCS Result	LCS Qualifier	Unit	D	%Rec	Limits
Iron	10.0	10.0		mg/L		100	80 - 120
Magnesium	10.0	9.84		mg/L		98	80 - 120
Manganese	0.200	0.202		mg/L		101	80 - 120
Potassium	10.0	9.93		mg/L		99	80 - 120
Sodium	10.0	9.97		mg/L		100	80 - 120

Eurofins TestAmerica, Buffalo

QC Sample Results

Client: GHD Services Inc.
Project/Site: 058507, GM Lockport SSOW 256043

Job ID: 480-188667-1
SDG: BCP

Method: 6010C - Metals (ICP) (Continued)

Lab Sample ID: 480-188984-1 MS
Matrix: Water
Analysis Batch: 595271

Client Sample ID: MW-9-101-A-083121
Prep Type: Total/NA
Prep Batch: 595035

Analyte	Sample	Sample	Spike	MS	MS	Unit	D	%Rec	%Rec.	
	Result	Qualifier	Added	Result	Qualifier				Limits	Limits
Iron	ND		10.0	9.91		mg/L		99	75 - 125	
Magnesium	133		10.0	143.4	4	mg/L		108	75 - 125	
Manganese	0.019	B	0.200	0.219		mg/L		100	75 - 125	
Potassium	28.3		10.0	39.12		mg/L		108	75 - 125	

Lab Sample ID: 480-188984-1 MS
Matrix: Water
Analysis Batch: 595399

Client Sample ID: MW-9-101-A-083121
Prep Type: Total/NA
Prep Batch: 595035

Analyte	Sample	Sample	Spike	MS	MS	Unit	D	%Rec	%Rec.	
	Result	Qualifier	Added	Result	Qualifier				Limits	Limits
Sodium	1940		10.0	1898	4	mg/L		-462	75 - 125	

Lab Sample ID: 480-188984-1 MSD
Matrix: Water
Analysis Batch: 595271

Client Sample ID: MW-9-101-A-083121
Prep Type: Total/NA
Prep Batch: 595035

Analyte	Sample	Sample	Spike	MSD	MSD	Unit	D	%Rec	%Rec.		RPD	
	Result	Qualifier	Added	Result	Qualifier				Limits	RPD	Limit	
Iron	ND		10.0	10.08		mg/L		101	75 - 125	2	20	
Magnesium	133		10.0	146.8	4	mg/L		142	75 - 125	2	20	
Manganese	0.019	B	0.200	0.222		mg/L		101	75 - 125	2	20	
Potassium	28.3		10.0	39.73		mg/L		114	75 - 125	2	20	

Lab Sample ID: 480-188984-1 MSD
Matrix: Water
Analysis Batch: 595399

Client Sample ID: MW-9-101-A-083121
Prep Type: Total/NA
Prep Batch: 595035

Analyte	Sample	Sample	Spike	MSD	MSD	Unit	D	%Rec	%Rec.		RPD	
	Result	Qualifier	Added	Result	Qualifier				Limits	RPD	Limit	
Sodium	1940		10.0	2013	4	mg/L		687	75 - 125	6	20	

Lab Sample ID: MB 480-595374/1-A
Matrix: Water
Analysis Batch: 595689

Client Sample ID: Method Blank
Prep Type: Total/NA
Prep Batch: 595374

Analyte	MB	MB	RL	MDL	Unit	D	Prepared	Analyzed	Dil	Fac
	Result	Qualifier								
Iron	ND		0.050	0.019	mg/L		09/08/21 10:00	09/09/21 00:17		1
Magnesium	ND		0.20	0.043	mg/L		09/08/21 10:00	09/09/21 00:17		1
Manganese	ND		0.0030	0.00040	mg/L		09/08/21 10:00	09/09/21 00:17		1
Potassium	ND		0.50	0.10	mg/L		09/08/21 10:00	09/09/21 00:17		1
Sodium	ND		1.0	0.32	mg/L		09/08/21 10:00	09/09/21 00:17		1

Lab Sample ID: LCS 480-595374/2-A
Matrix: Water
Analysis Batch: 595689

Client Sample ID: Lab Control Sample
Prep Type: Total/NA
Prep Batch: 595374

Analyte	Spike	LCS	LCS	Unit	D	%Rec	%Rec.	
							Result	Qualifier
Iron	10.0	10.39		mg/L		104	80 - 120	
Magnesium	10.0	10.28		mg/L		103	80 - 120	
Manganese	0.200	0.212		mg/L		106	80 - 120	
Potassium	10.0	10.16		mg/L		102	80 - 120	
Sodium	10.0	10.43		mg/L		104	80 - 120	

Eurofins TestAmerica, Buffalo

QC Sample Results

Client: GHD Services Inc.
Project/Site: 058507, GM Lockport SSOW 256043

Job ID: 480-188667-1
SDG: BCP

Method: 300.0 - Anions, Ion Chromatography

Lab Sample ID: MB 480-594044/28
Matrix: Water
Analysis Batch: 594044

Client Sample ID: Method Blank
Prep Type: Total/NA

Analyte	MB Result	MB Qualifier	RL	MDL	Unit	D	Prepared	Analyzed	Dil Fac
Chloride	ND		0.50	0.28	mg/L			08/25/21 21:09	1
Sulfate	ND		2.0	0.35	mg/L			08/25/21 21:09	1

Lab Sample ID: LCS 480-594044/27
Matrix: Water
Analysis Batch: 594044

Client Sample ID: Lab Control Sample
Prep Type: Total/NA

Analyte	Spike Added	LCS Result	LCS Qualifier	Unit	D	%Rec	%Rec. Limits
Chloride	50.0	50.19		mg/L		100	90 - 110
Sulfate	50.0	50.42		mg/L		101	90 - 110

Lab Sample ID: 480-188667-4 MS
Matrix: Water
Analysis Batch: 594044

Client Sample ID: MW-7-5-082321
Prep Type: Total/NA

Analyte	Sample Result	Sample Qualifier	Spike Added	MS Result	MS Qualifier	Unit	D	%Rec	%Rec. Limits
Chloride	5990		2500	8093		mg/L		84	81 - 120
Sulfate	382		2500	2796		mg/L		97	80 - 120

Lab Sample ID: 480-188667-4 MSD
Matrix: Water
Analysis Batch: 594044

Client Sample ID: MW-7-5-082321
Prep Type: Total/NA

Analyte	Sample Result	Sample Qualifier	Spike Added	MSD Result	MSD Qualifier	Unit	D	%Rec	%Rec. Limits	RPD	RPD Limit
Chloride	5990		2500	8069		mg/L		83	81 - 120	0	15
Sulfate	382		2500	2785		mg/L		96	80 - 120	0	15

Lab Sample ID: MB 480-594208/4
Matrix: Water
Analysis Batch: 594208

Client Sample ID: Method Blank
Prep Type: Total/NA

Analyte	MB Result	MB Qualifier	RL	MDL	Unit	D	Prepared	Analyzed	Dil Fac
Chloride	ND		0.50	0.28	mg/L			08/27/21 12:35	1
Sulfate	ND		2.0	0.35	mg/L			08/27/21 12:35	1

Lab Sample ID: LCS 480-594208/3
Matrix: Water
Analysis Batch: 594208

Client Sample ID: Lab Control Sample
Prep Type: Total/NA

Analyte	Spike Added	LCS Result	LCS Qualifier	Unit	D	%Rec	%Rec. Limits
Chloride	50.0	48.56		mg/L		97	90 - 110
Sulfate	50.0	46.18		mg/L		92	90 - 110

Lab Sample ID: MB 480-594924/28
Matrix: Water
Analysis Batch: 594924

Client Sample ID: Method Blank
Prep Type: Total/NA

Analyte	MB Result	MB Qualifier	RL	MDL	Unit	D	Prepared	Analyzed	Dil Fac
Chloride	ND		0.50	0.28	mg/L			09/01/21 18:50	1
Sulfate	ND		2.0	0.35	mg/L			09/01/21 18:50	1

Eurofins TestAmerica, Buffalo

QC Sample Results

Client: GHD Services Inc.
Project/Site: 058507, GM Lockport SSOW 256043

Job ID: 480-188667-1
SDG: BCP

Method: 300.0 - Anions, Ion Chromatography

Lab Sample ID: MB 480-594924/4
Matrix: Water
Analysis Batch: 594924

Client Sample ID: Method Blank
Prep Type: Total/NA

Analyte	MB Result	MB Qualifier	RL	MDL	Unit	D	Prepared	Analyzed	Dil Fac
Chloride	ND		0.50	0.28	mg/L			09/01/21 11:25	1
Sulfate	ND		2.0	0.35	mg/L			09/01/21 11:25	1

Lab Sample ID: LCS 480-594924/27
Matrix: Water
Analysis Batch: 594924

Client Sample ID: Lab Control Sample
Prep Type: Total/NA

Analyte	Spike Added	LCS Result	LCS Qualifier	Unit	D	%Rec	%Rec. Limits
Chloride	50.0	49.02		mg/L		98	90 - 110
Sulfate	50.0	48.53		mg/L		97	90 - 110

Lab Sample ID: MB 480-594945/4
Matrix: Water
Analysis Batch: 594945

Client Sample ID: Method Blank
Prep Type: Total/NA

Analyte	MB Result	MB Qualifier	RL	MDL	Unit	D	Prepared	Analyzed	Dil Fac
Chloride	ND		0.50	0.28	mg/L			09/01/21 15:04	1
Sulfate	ND		2.0	0.35	mg/L			09/01/21 15:04	1

Lab Sample ID: LCS 480-594945/3
Matrix: Water
Analysis Batch: 594945

Client Sample ID: Lab Control Sample
Prep Type: Total/NA

Analyte	Spike Added	LCS Result	LCS Qualifier	Unit	D	%Rec	%Rec. Limits
Chloride	50.0	48.82		mg/L		98	90 - 110
Sulfate	50.0	49.03		mg/L		98	90 - 110

Lab Sample ID: MB 480-594983/4
Matrix: Water
Analysis Batch: 594983

Client Sample ID: Method Blank
Prep Type: Total/NA

Analyte	MB Result	MB Qualifier	RL	MDL	Unit	D	Prepared	Analyzed	Dil Fac
Chloride	ND		0.50	0.28	mg/L			09/02/21 06:47	1
Sulfate	ND		2.0	0.35	mg/L			09/02/21 06:47	1

Lab Sample ID: LCS 480-594983/3
Matrix: Water
Analysis Batch: 594983

Client Sample ID: Lab Control Sample
Prep Type: Total/NA

Analyte	Spike Added	LCS Result	LCS Qualifier	Unit	D	%Rec	%Rec. Limits
Chloride	50.0	49.58		mg/L		99	90 - 110
Sulfate	50.0	49.84		mg/L		100	90 - 110

Lab Sample ID: MB 480-595063/28
Matrix: Water
Analysis Batch: 595063

Client Sample ID: Method Blank
Prep Type: Total/NA

Analyte	MB Result	MB Qualifier	RL	MDL	Unit	D	Prepared	Analyzed	Dil Fac
Chloride	ND		0.50	0.28	mg/L			09/03/21 08:54	1
Sulfate	ND		2.0	0.35	mg/L			09/03/21 08:54	1

Eurofins TestAmerica, Buffalo

QC Sample Results

Client: GHD Services Inc.
 Project/Site: 058507, GM Lockport SSOW 256043

Job ID: 480-188667-1
 SDG: BCP

Method: 300.0 - Anions, Ion Chromatography

Lab Sample ID: LCS 480-595063/27
Matrix: Water
Analysis Batch: 595063

Client Sample ID: Lab Control Sample
Prep Type: Total/NA

Analyte	Spike Added	LCS Result	LCS Qualifier	Unit	D	%Rec	%Rec. Limits
Chloride	50.0	48.99		mg/L		98	90 - 110
Sulfate	50.0	49.18		mg/L		98	90 - 110

Lab Sample ID: MB 480-595246/28
Matrix: Water
Analysis Batch: 595246

Client Sample ID: Method Blank
Prep Type: Total/NA

Analyte	MB Result	MB Qualifier	RL	MDL	Unit	D	Prepared	Analyzed	Dil Fac
Chloride	ND		0.50	0.28	mg/L			09/03/21 20:00	1
Sulfate	ND		2.0	0.35	mg/L			09/03/21 20:00	1

Lab Sample ID: MB 480-595246/4
Matrix: Water
Analysis Batch: 595246

Client Sample ID: Method Blank
Prep Type: Total/NA

Analyte	MB Result	MB Qualifier	RL	MDL	Unit	D	Prepared	Analyzed	Dil Fac
Chloride	ND		0.50	0.28	mg/L			09/03/21 12:36	1
Sulfate	ND		2.0	0.35	mg/L			09/03/21 12:36	1

Lab Sample ID: LCS 480-595246/27
Matrix: Water
Analysis Batch: 595246

Client Sample ID: Lab Control Sample
Prep Type: Total/NA

Analyte	Spike Added	LCS Result	LCS Qualifier	Unit	D	%Rec	%Rec. Limits
Chloride	50.0	49.54		mg/L		99	90 - 110
Sulfate	50.0	49.54		mg/L		99	90 - 110

Lab Sample ID: 480-188984-1 MS
Matrix: Water
Analysis Batch: 595246

Client Sample ID: MW-9-101-A-083121
Prep Type: Total/NA

Analyte	Sample Result	Sample Qualifier	Spike Added	MS Result	MS Qualifier	Unit	D	%Rec	%Rec. Limits
Chloride	3430		2500	5739		mg/L		92	81 - 120
Sulfate	1290		2500	3667		mg/L		95	80 - 120

Lab Sample ID: 480-188984-1 MSD
Matrix: Water
Analysis Batch: 595246

Client Sample ID: MW-9-101-A-083121
Prep Type: Total/NA

Analyte	Sample Result	Sample Qualifier	Spike Added	MSD Result	MSD Qualifier	Unit	D	%Rec	%Rec. Limits	RPD	RPD Limit
Chloride	3430		2500	5747		mg/L		93	81 - 120	0	15
Sulfate	1290		2500	3672		mg/L		95	80 - 120	0	15

Lab Sample ID: 480-188984-3 MS
Matrix: Water
Analysis Batch: 595246

Client Sample ID: MW-8-3-083121
Prep Type: Total/NA

Analyte	Sample Result	Sample Qualifier	Spike Added	MS Result	MS Qualifier	Unit	D	%Rec	%Rec. Limits
Chloride	1860		1000	2759		mg/L		90	81 - 120
Sulfate	35.3	J	1000	1016		mg/L		98	80 - 120

Eurofins TestAmerica, Buffalo

QC Sample Results

Client: GHD Services Inc.
Project/Site: 058507, GM Lockport SSOW 256043

Job ID: 480-188667-1
SDG: BCP

Method: 300.0 - Anions, Ion Chromatography

Lab Sample ID: MB 480-595412/4
Matrix: Water
Analysis Batch: 595412

Client Sample ID: Method Blank
Prep Type: Total/NA

Analyte	MB Result	MB Qualifier	RL	MDL	Unit	D	Prepared	Analyzed	Dil Fac
Chloride	ND		0.50	0.28	mg/L			09/07/21 12:43	1
Sulfate	ND		2.0	0.35	mg/L			09/07/21 12:43	1

Lab Sample ID: LCS 480-595412/3
Matrix: Water
Analysis Batch: 595412

Client Sample ID: Lab Control Sample
Prep Type: Total/NA

Analyte	Spike Added	LCS Result	LCS Qualifier	Unit	D	%Rec	%Rec. Limits
Chloride	50.0	46.70		mg/L		93	90 - 110
Sulfate	50.0	47.03		mg/L		94	90 - 110

Lab Sample ID: 480-189039-4 MS
Matrix: Water
Analysis Batch: 595412

Client Sample ID: BLDG-10-MW-1-090121
Prep Type: Total/NA

Analyte	Sample Result	Sample Qualifier	Spike Added	MS Result	MS Qualifier	Unit	D	%Rec	%Rec. Limits
Chloride	591		500	1022		mg/L		86	81 - 120
Sulfate	224		500	681.5		mg/L		91	80 - 120

Method: 350.1 - Nitrogen, Ammonia

Lab Sample ID: MB 480-593993/27
Matrix: Water
Analysis Batch: 593993

Client Sample ID: Method Blank
Prep Type: Total/NA

Analyte	MB Result	MB Qualifier	RL	MDL	Unit	D	Prepared	Analyzed	Dil Fac
Ammonia	ND		0.020	0.0090	mg/L			08/25/21 08:51	1

Lab Sample ID: LCS 480-593993/28
Matrix: Water
Analysis Batch: 593993

Client Sample ID: Lab Control Sample
Prep Type: Total/NA

Analyte	Spike Added	LCS Result	LCS Qualifier	Unit	D	%Rec	%Rec. Limits
Ammonia	1.00	0.957		mg/L		96	90 - 110

Lab Sample ID: 480-188667-4 MS
Matrix: Water
Analysis Batch: 593993

Client Sample ID: MW-7-5-082321
Prep Type: Total/NA

Analyte	Sample Result	Sample Qualifier	Spike Added	MS Result	MS Qualifier	Unit	D	%Rec	%Rec. Limits
Ammonia	0.068	F1	0.200	0.235	F1	mg/L		83	90 - 110

Lab Sample ID: 480-188667-4 DU
Matrix: Water
Analysis Batch: 593993

Client Sample ID: MW-7-5-082321
Prep Type: Total/NA

Analyte	Sample Result	Sample Qualifier	DU Result	DU Qualifier	Unit	D	RPD	RPD Limit
Ammonia	0.068	F1	0.0633		mg/L		8	20

QC Sample Results

Client: GHD Services Inc.
Project/Site: 058507, GM Lockport SSOW 256043

Job ID: 480-188667-1
SDG: BCP

Method: 350.1 - Nitrogen, Ammonia (Continued)

Lab Sample ID: MB 480-594254/3
Matrix: Water
Analysis Batch: 594254

Client Sample ID: Method Blank
Prep Type: Total/NA

Analyte	MB Result	MB Qualifier	RL	MDL	Unit	D	Prepared	Analyzed	Dil Fac
Ammonia	ND		0.020	0.0090	mg/L			08/26/21 11:39	1

Lab Sample ID: LCS 480-594254/4
Matrix: Water
Analysis Batch: 594254

Client Sample ID: Lab Control Sample
Prep Type: Total/NA

Analyte	Spike Added	LCS Result	LCS Qualifier	Unit	D	%Rec	%Rec. Limits
Ammonia	1.00	0.990		mg/L		99	90 - 110

Lab Sample ID: 480-188769-4 MS
Matrix: Water
Analysis Batch: 594254

Client Sample ID: GW-DUPE-082521
Prep Type: Total/NA

Analyte	Sample Result	Sample Qualifier	Spike Added	MS Result	MS Qualifier	Unit	D	%Rec	%Rec. Limits
Ammonia	0.065	F1	0.200	0.241	F1	mg/L		88	90 - 110

Lab Sample ID: MB 480-594532/3
Matrix: Water
Analysis Batch: 594532

Client Sample ID: Method Blank
Prep Type: Total/NA

Analyte	MB Result	MB Qualifier	RL	MDL	Unit	D	Prepared	Analyzed	Dil Fac
Ammonia	ND		0.020	0.0090	mg/L			08/30/21 07:26	1

Lab Sample ID: MB 480-594532/51
Matrix: Water
Analysis Batch: 594532

Client Sample ID: Method Blank
Prep Type: Total/NA

Analyte	MB Result	MB Qualifier	RL	MDL	Unit	D	Prepared	Analyzed	Dil Fac
Ammonia	ND		0.020	0.0090	mg/L			08/30/21 08:07	1

Lab Sample ID: MB 480-594532/99
Matrix: Water
Analysis Batch: 594532

Client Sample ID: Method Blank
Prep Type: Total/NA

Analyte	MB Result	MB Qualifier	RL	MDL	Unit	D	Prepared	Analyzed	Dil Fac
Ammonia	ND		0.020	0.0090	mg/L			08/30/21 08:48	1

Lab Sample ID: LCS 480-594532/100
Matrix: Water
Analysis Batch: 594532

Client Sample ID: Lab Control Sample
Prep Type: Total/NA

Analyte	Spike Added	LCS Result	LCS Qualifier	Unit	D	%Rec	%Rec. Limits
Ammonia	1.00	0.964		mg/L		96	90 - 110

Lab Sample ID: LCS 480-594532/4
Matrix: Water
Analysis Batch: 594532

Client Sample ID: Lab Control Sample
Prep Type: Total/NA

Analyte	Spike Added	LCS Result	LCS Qualifier	Unit	D	%Rec	%Rec. Limits
Ammonia	1.00	0.956		mg/L		96	90 - 110

Eurofins TestAmerica, Buffalo

QC Sample Results

Client: GHD Services Inc.
 Project/Site: 058507, GM Lockport SSOW 256043

Job ID: 480-188667-1
 SDG: BCP

Method: 350.1 - Nitrogen, Ammonia

Lab Sample ID: LCS 480-594532/52
Matrix: Water
Analysis Batch: 594532

Client Sample ID: Lab Control Sample
Prep Type: Total/NA

Analyte	Spike Added	LCS Result	LCS Qualifier	Unit	D	%Rec	%Rec. Limits
Ammonia	1.00	0.959		mg/L		96	90 - 110

Lab Sample ID: 480-188807-1 MS
Matrix: Water
Analysis Batch: 594532

Client Sample ID: MW-8-003-B-082621
Prep Type: Total/NA

Analyte	Sample Result	Sample Qualifier	Spike Added	MS Result	MS Qualifier	Unit	D	%Rec	%Rec. Limits
Ammonia	0.13	F1	0.200	0.310	F1	mg/L		88	90 - 110

Lab Sample ID: MB 480-594870/3
Matrix: Water
Analysis Batch: 594870

Client Sample ID: Method Blank
Prep Type: Total/NA

Analyte	MB Result	MB Qualifier	RL	MDL	Unit	D	Prepared	Analyzed	Dil Fac
Ammonia	ND		0.020	0.0090	mg/L			08/31/21 12:48	1

Lab Sample ID: LCS 480-594870/4
Matrix: Water
Analysis Batch: 594870

Client Sample ID: Lab Control Sample
Prep Type: Total/NA

Analyte	Spike Added	LCS Result	LCS Qualifier	Unit	D	%Rec	%Rec. Limits
Ammonia	1.00	0.984		mg/L		98	90 - 110

Lab Sample ID: MB 480-595566/27
Matrix: Water
Analysis Batch: 595566

Client Sample ID: Method Blank
Prep Type: Total/NA

Analyte	MB Result	MB Qualifier	RL	MDL	Unit	D	Prepared	Analyzed	Dil Fac
Ammonia	ND		0.020	0.0090	mg/L			09/08/21 11:00	1

Lab Sample ID: MB 480-595566/3
Matrix: Water
Analysis Batch: 595566

Client Sample ID: Method Blank
Prep Type: Total/NA

Analyte	MB Result	MB Qualifier	RL	MDL	Unit	D	Prepared	Analyzed	Dil Fac
Ammonia	ND		0.020	0.0090	mg/L			09/08/21 10:39	1

Lab Sample ID: MB 480-595566/51
Matrix: Water
Analysis Batch: 595566

Client Sample ID: Method Blank
Prep Type: Total/NA

Analyte	MB Result	MB Qualifier	RL	MDL	Unit	D	Prepared	Analyzed	Dil Fac
Ammonia	ND		0.020	0.0090	mg/L			09/08/21 11:21	1

Lab Sample ID: MB 480-595566/75
Matrix: Water
Analysis Batch: 595566

Client Sample ID: Method Blank
Prep Type: Total/NA

Analyte	MB Result	MB Qualifier	RL	MDL	Unit	D	Prepared	Analyzed	Dil Fac
Ammonia	ND		0.020	0.0090	mg/L			09/08/21 11:41	1

Eurofins TestAmerica, Buffalo

QC Sample Results

Client: GHD Services Inc.
Project/Site: 058507, GM Lockport SSOW 256043

Job ID: 480-188667-1
SDG: BCP

Method: 350.1 - Nitrogen, Ammonia

Lab Sample ID: LCS 480-595566/28
Matrix: Water
Analysis Batch: 595566

Client Sample ID: Lab Control Sample
Prep Type: Total/NA

Analyte	Spike Added	LCS Result	LCS Qualifier	Unit	D	%Rec	%Rec. Limits
Ammonia	1.00	1.00		mg/L		100	90 - 110

Lab Sample ID: LCS 480-595566/4
Matrix: Water
Analysis Batch: 595566

Client Sample ID: Lab Control Sample
Prep Type: Total/NA

Analyte	Spike Added	LCS Result	LCS Qualifier	Unit	D	%Rec	%Rec. Limits
Ammonia	1.00	1.00		mg/L		100	90 - 110

Lab Sample ID: LCS 480-595566/52
Matrix: Water
Analysis Batch: 595566

Client Sample ID: Lab Control Sample
Prep Type: Total/NA

Analyte	Spike Added	LCS Result	LCS Qualifier	Unit	D	%Rec	%Rec. Limits
Ammonia	1.00	0.997		mg/L		100	90 - 110

Lab Sample ID: LCS 480-595566/76
Matrix: Water
Analysis Batch: 595566

Client Sample ID: Lab Control Sample
Prep Type: Total/NA

Analyte	Spike Added	LCS Result	LCS Qualifier	Unit	D	%Rec	%Rec. Limits
Ammonia	1.00	1.00		mg/L		100	90 - 110

Lab Sample ID: 480-188984-1 MS
Matrix: Water
Analysis Batch: 595566

Client Sample ID: MW-9-101-A-083121
Prep Type: Total/NA

Analyte	Sample Result	Sample Qualifier	Spike Added	MS Result	MS Qualifier	Unit	D	%Rec	%Rec. Limits
Ammonia	ND		0.200	0.182		mg/L		91	90 - 110

Lab Sample ID: 480-188984-1 MSD
Matrix: Water
Analysis Batch: 595566

Client Sample ID: MW-9-101-A-083121
Prep Type: Total/NA

Analyte	Sample Result	Sample Qualifier	Spike Added	MSD Result	MSD Qualifier	Unit	D	%Rec	%Rec. Limits	RPD	Limit
Ammonia	ND		0.200	0.180		mg/L		90	90 - 110	1	20

Lab Sample ID: 480-189039-4 MS
Matrix: Water
Analysis Batch: 595566

Client Sample ID: BLDG-10-MW-1-090121
Prep Type: Total/NA

Analyte	Sample Result	Sample Qualifier	Spike Added	MS Result	MS Qualifier	Unit	D	%Rec	%Rec. Limits
Ammonia	0.14	F1	0.200	0.311	F1	mg/L		84	90 - 110

Lab Sample ID: 480-189039-4 DU
Matrix: Water
Analysis Batch: 595566

Client Sample ID: BLDG-10-MW-1-090121
Prep Type: Total/NA

Analyte	Sample Result	Sample Qualifier	Spike Added	DU Result	DU Qualifier	Unit	D	%Rec	%Rec. Limits	RPD	Limit
Ammonia	0.14	F1		0.141		mg/L				1	20

Eurofins TestAmerica, Buffalo

QC Sample Results

Client: GHD Services Inc.
Project/Site: 058507, GM Lockport SSOW 256043

Job ID: 480-188667-1
SDG: BCP

Method: 353.2 - Nitrogen, Nitrite

Lab Sample ID: MB 480-593944/3
Matrix: Water
Analysis Batch: 593944

Client Sample ID: Method Blank
Prep Type: Total/NA

Analyte	MB Result	MB Qualifier	RL	MDL	Unit	D	Prepared	Analyzed	Dil Fac
Nitrite	ND		0.050	0.020	mg/L			08/24/21 17:35	1

Lab Sample ID: LCS 480-593944/4
Matrix: Water
Analysis Batch: 593944

Client Sample ID: Lab Control Sample
Prep Type: Total/NA

Analyte	Spike Added	LCS Result	LCS Qualifier	Unit	D	%Rec	%Rec. Limits
Nitrite	1.50	1.52		mg/L		101	90 - 110

Lab Sample ID: MB 480-594325/3
Matrix: Water
Analysis Batch: 594325

Client Sample ID: Method Blank
Prep Type: Total/NA

Analyte	MB Result	MB Qualifier	RL	MDL	Unit	D	Prepared	Analyzed	Dil Fac
Nitrite	0.0455	J	0.050	0.020	mg/L			08/26/21 23:44	1

Lab Sample ID: LCS 480-594325/4
Matrix: Water
Analysis Batch: 594325

Client Sample ID: Lab Control Sample
Prep Type: Total/NA

Analyte	Spike Added	LCS Result	LCS Qualifier	Unit	D	%Rec	%Rec. Limits
Nitrite	1.50	1.61		mg/L		107	90 - 110

Lab Sample ID: 480-188769-1 MS
Matrix: Water
Analysis Batch: 594325

Client Sample ID: MW-7-4-082521
Prep Type: Total/NA

Analyte	Sample Result	Sample Qualifier	Spike Added	MS Result	MS Qualifier	Unit	D	%Rec	%Rec. Limits
Nitrite	0.030	J B	1.00	1.10		mg/L		107	90 - 110

Lab Sample ID: MB 480-594482/3
Matrix: Water
Analysis Batch: 594482

Client Sample ID: Method Blank
Prep Type: Total/NA

Analyte	MB Result	MB Qualifier	RL	MDL	Unit	D	Prepared	Analyzed	Dil Fac
Nitrite	ND		0.050	0.020	mg/L			08/28/21 21:09	1

Lab Sample ID: LCS 480-594482/4
Matrix: Water
Analysis Batch: 594482

Client Sample ID: Lab Control Sample
Prep Type: Total/NA

Analyte	Spike Added	LCS Result	LCS Qualifier	Unit	D	%Rec	%Rec. Limits
Nitrite	1.50	1.55		mg/L		103	90 - 110

Lab Sample ID: 480-188868-5 MS
Matrix: Water
Analysis Batch: 594482

Client Sample ID: MW-10-3-082721
Prep Type: Total/NA

Analyte	Sample Result	Sample Qualifier	Spike Added	MS Result	MS Qualifier	Unit	D	%Rec	%Rec. Limits
Nitrite	ND	F1	1.00	0.894	F1	mg/L		89	90 - 110

Eurofins TestAmerica, Buffalo

QC Sample Results

Client: GHD Services Inc.
Project/Site: 058507, GM Lockport SSOW 256043

Job ID: 480-188667-1
SDG: BCP

Method: 353.2 - Nitrogen, Nitrite

Lab Sample ID: 480-188868-2 DU
Matrix: Water
Analysis Batch: 594482

Client Sample ID: MW-7-A-6-082721
Prep Type: Total/NA

Analyte	Sample Result	Sample Qualifier	DU Result	DU Qualifier	Unit	D	RPD	Limit
Nitrite	ND		ND		mg/L		NC	20

Lab Sample ID: MB 480-594860/3
Matrix: Water
Analysis Batch: 594860

Client Sample ID: Method Blank
Prep Type: Total/NA

Analyte	MB Result	MB Qualifier	RL	MDL	Unit	D	Prepared	Analyzed	Dil Fac
Nitrite	ND		0.050	0.020	mg/L			08/31/21 18:32	1

Lab Sample ID: LCS 480-594860/4
Matrix: Water
Analysis Batch: 594860

Client Sample ID: Lab Control Sample
Prep Type: Total/NA

Analyte	Spike Added	LCS Result	LCS Qualifier	Unit	D	%Rec	%Rec. Limits
Nitrite	1.50	1.52		mg/L		101	90 - 110

Lab Sample ID: 480-188934-3 MS
Matrix: Water
Analysis Batch: 594860

Client Sample ID: TK-6-083021
Prep Type: Total/NA

Analyte	Sample Result	Sample Qualifier	Spike Added	MS Result	MS Qualifier	Unit	D	%Rec	%Rec. Limits
Nitrite	ND	F1	1.00	1.19	F1	mg/L		119	90 - 110

Lab Sample ID: MB 480-595017/27
Matrix: Water
Analysis Batch: 595017

Client Sample ID: Method Blank
Prep Type: Total/NA

Analyte	MB Result	MB Qualifier	RL	MDL	Unit	D	Prepared	Analyzed	Dil Fac
Nitrite	ND		0.050	0.020	mg/L			09/01/21 19:59	1

Lab Sample ID: MB 480-595017/3
Matrix: Water
Analysis Batch: 595017

Client Sample ID: Method Blank
Prep Type: Total/NA

Analyte	MB Result	MB Qualifier	RL	MDL	Unit	D	Prepared	Analyzed	Dil Fac
Nitrite	0.0240	J	0.050	0.020	mg/L			09/01/21 19:32	1

Lab Sample ID: LCS 480-595017/28
Matrix: Water
Analysis Batch: 595017

Client Sample ID: Lab Control Sample
Prep Type: Total/NA

Analyte	Spike Added	LCS Result	LCS Qualifier	Unit	D	%Rec	%Rec. Limits
Nitrite	1.50	1.50		mg/L		100	90 - 110

Lab Sample ID: LCS 480-595017/4
Matrix: Water
Analysis Batch: 595017

Client Sample ID: Lab Control Sample
Prep Type: Total/NA

Analyte	Spike Added	LCS Result	LCS Qualifier	Unit	D	%Rec	%Rec. Limits
Nitrite	1.50	1.52		mg/L		101	90 - 110

Eurofins TestAmerica, Buffalo

QC Sample Results

Client: GHD Services Inc.
Project/Site: 058507, GM Lockport SSOW 256043

Job ID: 480-188667-1
SDG: BCP

Method: 353.2 - Nitrogen, Nitrite

Lab Sample ID: 480-188984-1 MS
Matrix: Water
Analysis Batch: 595017

Client Sample ID: MW-9-101-A-083121
Prep Type: Total/NA

Analyte	Sample Result	Sample Qualifier	Spike Added	MS Result	MS Qualifier	Unit	D	%Rec	%Rec. Limits
Nitrite	0.028	J B	1.00	1.01		mg/L		98	90 - 110

Lab Sample ID: 480-188984-1 MSD
Matrix: Water
Analysis Batch: 595017

Client Sample ID: MW-9-101-A-083121
Prep Type: Total/NA

Analyte	Sample Result	Sample Qualifier	Spike Added	MSD Result	MSD Qualifier	Unit	D	%Rec	%Rec. Limits	RPD	RPD Limit
Nitrite	0.028	J B	1.00	1.02		mg/L		99	90 - 110	1	20

Lab Sample ID: MB 480-595193/3
Matrix: Water
Analysis Batch: 595193

Client Sample ID: Method Blank
Prep Type: Total/NA

Analyte	MB Result	MB Qualifier	RL	MDL	Unit	D	Prepared	Analyzed	Dil Fac
Nitrite	ND		0.050	0.020	mg/L			09/02/21 19:57	1

Lab Sample ID: LCS 480-595193/4
Matrix: Water
Analysis Batch: 595193

Client Sample ID: Lab Control Sample
Prep Type: Total/NA

Analyte	Spike Added	LCS Result	LCS Qualifier	Unit	D	%Rec	%Rec. Limits
Nitrite	1.50	1.49		mg/L		99	90 - 110

Method: 9060A - Organic Carbon, Total (TOC)

Lab Sample ID: MB 480-594391/28
Matrix: Water
Analysis Batch: 594391

Client Sample ID: Method Blank
Prep Type: Total/NA

Analyte	MB Result	MB Qualifier	RL	MDL	Unit	D	Prepared	Analyzed	Dil Fac
Total Organic Carbon	ND		1.0	0.43	mg/L			08/26/21 09:59	1

Lab Sample ID: LCS 480-594391/29
Matrix: Water
Analysis Batch: 594391

Client Sample ID: Lab Control Sample
Prep Type: Total/NA

Analyte	Spike Added	LCS Result	LCS Qualifier	Unit	D	%Rec	%Rec. Limits
Total Organic Carbon	60.0	59.85		mg/L		100	90 - 110

Lab Sample ID: 480-188667-1 MS
Matrix: Water
Analysis Batch: 594391

Client Sample ID: MW-7-1R-082321
Prep Type: Total/NA

Analyte	Sample Result	Sample Qualifier	Spike Added	MS Result	MS Qualifier	Unit	D	%Rec	%Rec. Limits
Total Organic Carbon	1.5		23.3	24.73		mg/L		100	54 - 131

QC Sample Results

Client: GHD Services Inc.
Project/Site: 058507, GM Lockport SSOW 256043

Job ID: 480-188667-1
SDG: BCP

Method: 9060A - Organic Carbon, Total (TOC) (Continued)

Lab Sample ID: 480-188676-3 MS
Matrix: Water
Analysis Batch: 594391

Client Sample ID: MW-7-6-082421
Prep Type: Total/NA

Analyte	Sample Result	Sample Qualifier	Spike Added	MS Result	MS Qualifier	Unit	D	%Rec	%Rec. Limits
Total Organic Carbon	2.4		23.3	22.99		mg/L		88	54 - 131

Lab Sample ID: 480-188667-2 DU
Matrix: Water
Analysis Batch: 594391

Client Sample ID: MW-7-2-082321
Prep Type: Total/NA

Analyte	Sample Result	Sample Qualifier	DU Result	DU Qualifier	Unit	D	RPD	RPD Limit
Total Organic Carbon	1.5		1.30		mg/L		11	20

Lab Sample ID: MB 480-595274/28
Matrix: Water
Analysis Batch: 595274

Client Sample ID: Method Blank
Prep Type: Total/NA

Analyte	MB Result	MB Qualifier	RL	MDL	Unit	D	Prepared	Analyzed	Dil Fac
Total Organic Carbon	ND		1.0	0.43	mg/L			09/03/21 00:23	1

Lab Sample ID: MB 480-595274/4
Matrix: Water
Analysis Batch: 595274

Client Sample ID: Method Blank
Prep Type: Total/NA

Analyte	MB Result	MB Qualifier	RL	MDL	Unit	D	Prepared	Analyzed	Dil Fac
Total Organic Carbon	ND		1.0	0.43	mg/L			09/02/21 12:57	1

Lab Sample ID: LCS 480-595274/29
Matrix: Water
Analysis Batch: 595274

Client Sample ID: Lab Control Sample
Prep Type: Total/NA

Analyte	Spike Added	LCS Result	LCS Qualifier	Unit	D	%Rec	%Rec. Limits
Total Organic Carbon	60.0	60.34		mg/L		101	90 - 110

Lab Sample ID: LCS 480-595274/5
Matrix: Water
Analysis Batch: 595274

Client Sample ID: Lab Control Sample
Prep Type: Total/NA

Analyte	Spike Added	LCS Result	LCS Qualifier	Unit	D	%Rec	%Rec. Limits
Total Organic Carbon	60.0	60.36		mg/L		101	90 - 110

Lab Sample ID: 480-188807-1 MS
Matrix: Water
Analysis Batch: 595274

Client Sample ID: MW-8-003-B-082621
Prep Type: Total/NA

Analyte	Sample Result	Sample Qualifier	Spike Added	MS Result	MS Qualifier	Unit	D	%Rec	%Rec. Limits
Total Organic Carbon	2.6		23.3	24.16		mg/L		93	54 - 131

Lab Sample ID: 480-188807-1 MSD
Matrix: Water
Analysis Batch: 595274

Client Sample ID: MW-8-003-B-082621
Prep Type: Total/NA

Analyte	Sample Result	Sample Qualifier	Spike Added	MSD Result	MSD Qualifier	Unit	D	%Rec	%Rec. Limits	RPD	RPD Limit
Total Organic Carbon	2.6		23.3	24.86		mg/L		96	54 - 131	3	20

Eurofins TestAmerica, Buffalo

QC Sample Results

Client: GHD Services Inc.
Project/Site: 058507, GM Lockport SSOW 256043

Job ID: 480-188667-1
SDG: BCP

Method: 9060A - Organic Carbon, Total (TOC)

Lab Sample ID: MB 480-595704/28
Matrix: Water
Analysis Batch: 595704

Client Sample ID: Method Blank
Prep Type: Total/NA

Analyte	MB Result	MB Qualifier	RL	MDL	Unit	D	Prepared	Analyzed	Dil Fac
Total Organic Carbon	ND		1.0	0.43	mg/L			09/08/21 07:01	1

Lab Sample ID: MB 480-595704/52
Matrix: Water
Analysis Batch: 595704

Client Sample ID: Method Blank
Prep Type: Total/NA

Analyte	MB Result	MB Qualifier	RL	MDL	Unit	D	Prepared	Analyzed	Dil Fac
Total Organic Carbon	ND		1.0	0.43	mg/L			09/08/21 18:38	1

Lab Sample ID: LCS 480-595704/29
Matrix: Water
Analysis Batch: 595704

Client Sample ID: Lab Control Sample
Prep Type: Total/NA

Analyte	Spike Added	LCS Result	LCS Qualifier	Unit	D	%Rec	%Rec. Limits
Total Organic Carbon	60.0	59.25		mg/L		99	90 - 110

Lab Sample ID: LCS 480-595704/53
Matrix: Water
Analysis Batch: 595704

Client Sample ID: Lab Control Sample
Prep Type: Total/NA

Analyte	Spike Added	LCS Result	LCS Qualifier	Unit	D	%Rec	%Rec. Limits
Total Organic Carbon	60.0	59.16		mg/L		99	90 - 110

Lab Sample ID: 480-188934-2 MS
Matrix: Water
Analysis Batch: 595704

Client Sample ID: MW-8-2-083021
Prep Type: Total/NA

Analyte	Sample Result	Sample Qualifier	Spike Added	MS Result	MS Qualifier	Unit	D	%Rec	%Rec. Limits
Total Organic Carbon	1.4		23.3	26.17		mg/L		106	54 - 131

Lab Sample ID: 480-188868-1 DU
Matrix: Water
Analysis Batch: 595704

Client Sample ID: MW-7-7-082721
Prep Type: Total/NA

Analyte	Sample Result	Sample Qualifier	DU Result	DU Qualifier	Unit	D	RPD	RPD Limit
Total Organic Carbon	11.6		11.34		mg/L		3	20

Lab Sample ID: 480-188934-3 DU
Matrix: Water
Analysis Batch: 595704

Client Sample ID: TK-6-083021
Prep Type: Total/NA

Analyte	Sample Result	Sample Qualifier	DU Result	DU Qualifier	Unit	D	RPD	RPD Limit
Total Organic Carbon	0.96	J	0.834	J	mg/L		14	20

Lab Sample ID: MB 480-595732/4
Matrix: Water
Analysis Batch: 595732

Client Sample ID: Method Blank
Prep Type: Total/NA

Analyte	MB Result	MB Qualifier	RL	MDL	Unit	D	Prepared	Analyzed	Dil Fac
Total Organic Carbon	ND		1.0	0.43	mg/L			09/08/21 23:37	1

Eurofins TestAmerica, Buffalo

QC Sample Results

Client: GHD Services Inc.
 Project/Site: 058507, GM Lockport SSOW 256043

Job ID: 480-188667-1
 SDG: BCP

Method: 9060A - Organic Carbon, Total (TOC)

Lab Sample ID: LCS 480-595732/5
Matrix: Water
Analysis Batch: 595732

Client Sample ID: Lab Control Sample
Prep Type: Total/NA

Analyte	Spike Added	LCS Result	LCS Qualifier	Unit	D	%Rec	%Rec. Limits
Total Organic Carbon	60.0	61.57		mg/L		103	90 - 110

Lab Sample ID: 480-188984-1 MS
Matrix: Water
Analysis Batch: 595732

Client Sample ID: MW-9-101-A-083121
Prep Type: Total/NA

Analyte	Sample Result	Sample Qualifier	Spike Added	MS Result	MS Qualifier	Unit	D	%Rec	%Rec. Limits
Total Organic Carbon	4.0		23.3	26.75		mg/L		98	54 - 131

Lab Sample ID: 480-188984-1 MSD
Matrix: Water
Analysis Batch: 595732

Client Sample ID: MW-9-101-A-083121
Prep Type: Total/NA

Analyte	Sample Result	Sample Qualifier	Spike Added	MSD Result	MSD Qualifier	Unit	D	%Rec	%Rec. Limits	RPD	Limit
Total Organic Carbon	4.0		23.3	26.45		mg/L		96	54 - 131	1	20

Method: SM 2320B - Alkalinity

Lab Sample ID: MB 480-594005/28
Matrix: Water
Analysis Batch: 594005

Client Sample ID: Method Blank
Prep Type: Total/NA

Analyte	MB Result	MB Qualifier	RL	MDL	Unit	D	Prepared	Analyzed	Dil Fac
Total Alkalinity	ND		5.0	0.79	mg/L			08/24/21 18:44	1

Lab Sample ID: MB 480-594005/52
Matrix: Water
Analysis Batch: 594005

Client Sample ID: Method Blank
Prep Type: Total/NA

Analyte	MB Result	MB Qualifier	RL	MDL	Unit	D	Prepared	Analyzed	Dil Fac
Total Alkalinity	ND		5.0	0.79	mg/L			08/24/21 21:35	1

Lab Sample ID: LCS 480-594005/29
Matrix: Water
Analysis Batch: 594005

Client Sample ID: Lab Control Sample
Prep Type: Total/NA

Analyte	Spike Added	LCS Result	LCS Qualifier	Unit	D	%Rec	%Rec. Limits
Total Alkalinity	100	95.68		mg/L		96	90 - 110

Lab Sample ID: LCS 480-594005/53
Matrix: Water
Analysis Batch: 594005

Client Sample ID: Lab Control Sample
Prep Type: Total/NA

Analyte	Spike Added	LCS Result	LCS Qualifier	Unit	D	%Rec	%Rec. Limits
Total Alkalinity	100	94.40		mg/L		94	90 - 110

QC Sample Results

Client: GHD Services Inc.
Project/Site: 058507, GM Lockport SSOW 256043

Job ID: 480-188667-1
SDG: BCP

Method: SM 2320B - Alkalinity (Continued)

Lab Sample ID: 480-188667-1 MS
Matrix: Water
Analysis Batch: 594005

Client Sample ID: MW-7-1R-082321
Prep Type: Total/NA

Analyte	Sample Result	Sample Qualifier	Spike Added	MS Result	MS Qualifier	Unit	D	%Rec	%Rec. Limits
Total Alkalinity	309	F1	100	366.6	F1	mg/L		58	60 - 140

Lab Sample ID: 480-188676-3 DU
Matrix: Water
Analysis Batch: 594005

Client Sample ID: MW-7-6-082421
Prep Type: Total/NA

Analyte	Sample Result	Sample Qualifier	DU Result	DU Qualifier	Unit	D	RPD	RPD Limit
Total Alkalinity	306		311.8		mg/L		2	20

Lab Sample ID: MB 480-594888/28
Matrix: Water
Analysis Batch: 594888

Client Sample ID: Method Blank
Prep Type: Total/NA

Analyte	MB Result	MB Qualifier	RL	MDL	Unit	D	Prepared	Analyzed	Dil Fac
Total Alkalinity	ND		5.0	0.79	mg/L			08/31/21 14:29	1

Lab Sample ID: MB 480-594888/4
Matrix: Water
Analysis Batch: 594888

Client Sample ID: Method Blank
Prep Type: Total/NA

Analyte	MB Result	MB Qualifier	RL	MDL	Unit	D	Prepared	Analyzed	Dil Fac
Total Alkalinity	0.880	J	5.0	0.79	mg/L			08/31/21 11:30	1

Lab Sample ID: MB 480-594888/52
Matrix: Water
Analysis Batch: 594888

Client Sample ID: Method Blank
Prep Type: Total/NA

Analyte	MB Result	MB Qualifier	RL	MDL	Unit	D	Prepared	Analyzed	Dil Fac
Total Alkalinity	ND		5.0	0.79	mg/L			08/31/21 17:14	1

Lab Sample ID: LCS 480-594888/29
Matrix: Water
Analysis Batch: 594888

Client Sample ID: Lab Control Sample
Prep Type: Total/NA

Analyte	Spike Added	LCS Result	LCS Qualifier	Unit	D	%Rec	%Rec. Limits
Total Alkalinity	100	94.80		mg/L		95	90 - 110

Lab Sample ID: LCS 480-594888/5
Matrix: Water
Analysis Batch: 594888

Client Sample ID: Lab Control Sample
Prep Type: Total/NA

Analyte	Spike Added	LCS Result	LCS Qualifier	Unit	D	%Rec	%Rec. Limits
Total Alkalinity	100	96.00		mg/L		96	90 - 110

Lab Sample ID: LCS 480-594888/53
Matrix: Water
Analysis Batch: 594888

Client Sample ID: Lab Control Sample
Prep Type: Total/NA

Analyte	Spike Added	LCS Result	LCS Qualifier	Unit	D	%Rec	%Rec. Limits
Total Alkalinity	100	93.84		mg/L		94	90 - 110

Eurofins TestAmerica, Buffalo

QC Sample Results

Client: GHD Services Inc.
 Project/Site: 058507, GM Lockport SSOW 256043

Job ID: 480-188667-1
 SDG: BCP

Method: SM 2320B - Alkalinity

Lab Sample ID: 480-188807-2 MS
Matrix: Water
Analysis Batch: 594888

Client Sample ID: MW-6-F-8-082621
Prep Type: Total/NA

Analyte	Sample Result	Sample Qualifier	Spike Added	MS Result	MS Qualifier	Unit	D	%Rec	%Rec. Limits
Total Alkalinity	412	B	100	458.6	4	mg/L		46	60 - 140

Lab Sample ID: 480-188868-2 MS
Matrix: Water
Analysis Batch: 594888

Client Sample ID: MW-7-A-6-082721
Prep Type: Total/NA

Analyte	Sample Result	Sample Qualifier	Spike Added	MS Result	MS Qualifier	Unit	D	%Rec	%Rec. Limits
Total Alkalinity	447		100	494.5	4	mg/L		48	60 - 140

Lab Sample ID: 480-188934-2 MS
Matrix: Water
Analysis Batch: 594888

Client Sample ID: MW-8-2-083021
Prep Type: Total/NA

Analyte	Sample Result	Sample Qualifier	Spike Added	MS Result	MS Qualifier	Unit	D	%Rec	%Rec. Limits
Total Alkalinity	320	F1	100	378.3	F1	mg/L		58	60 - 140

Lab Sample ID: 480-188807-1 DU
Matrix: Water
Analysis Batch: 594888

Client Sample ID: MW-8-003-B-082621
Prep Type: Total/NA

Analyte	Sample Result	Sample Qualifier		DU Result	DU Qualifier	Unit	D		RPD	RPD Limit
Total Alkalinity	300	B		299.4		mg/L			0.3	20

Lab Sample ID: 480-188868-1 DU
Matrix: Water
Analysis Batch: 594888

Client Sample ID: MW-7-7-082721
Prep Type: Total/NA

Analyte	Sample Result	Sample Qualifier		DU Result	DU Qualifier	Unit	D		RPD	RPD Limit
Total Alkalinity	303			305.6		mg/L			0.9	20

Lab Sample ID: 480-188934-1 DU
Matrix: Water
Analysis Batch: 594888

Client Sample ID: MW-8-1-083021
Prep Type: Total/NA

Analyte	Sample Result	Sample Qualifier		DU Result	DU Qualifier	Unit	D		RPD	RPD Limit
Total Alkalinity	288			295.3		mg/L			2	20

Lab Sample ID: MB 480-595207/4
Matrix: Water
Analysis Batch: 595207

Client Sample ID: Method Blank
Prep Type: Total/NA

Analyte	MB Result	MB Qualifier	RL	MDL	Unit	D	Prepared	Analyzed	Dil Fac
Total Alkalinity	ND		5.0	0.79	mg/L			09/02/21 16:19	1

Lab Sample ID: LCS 480-595207/5
Matrix: Water
Analysis Batch: 595207

Client Sample ID: Lab Control Sample
Prep Type: Total/NA

Analyte	Spike Added	LCS Result	LCS Qualifier	Unit	D	%Rec	%Rec. Limits
Total Alkalinity	100	96.24		mg/L		96	90 - 110

Eurofins TestAmerica, Buffalo

QC Sample Results

Client: GHD Services Inc.
 Project/Site: 058507, GM Lockport SSOW 256043

Job ID: 480-188667-1
 SDG: BCP

Method: SM 2320B - Alkalinity

Lab Sample ID: 480-188984-1 MS
 Matrix: Water
 Analysis Batch: 595207

Client Sample ID: MW-9-101-A-083121
 Prep Type: Total/NA

Analyte	Sample Result	Sample Qualifier	Spike Added	MS Result	MS Qualifier	Unit	D	%Rec	%Rec. Limits
Total Alkalinity	250		100	318.2		mg/L		68	60 - 140

Lab Sample ID: 480-188984-1 MSD
 Matrix: Water
 Analysis Batch: 595207

Client Sample ID: MW-9-101-A-083121
 Prep Type: Total/NA

Analyte	Sample Result	Sample Qualifier	Spike Added	MSD Result	MSD Qualifier	Unit	D	%Rec	%Rec. Limits	RPD	RPD Limit
Total Alkalinity	250		100	313.9		mg/L		64	60 - 140	1	20

Method: SM 4500 S2 F - Sulfide, Total

Lab Sample ID: MB 480-594672/3
 Matrix: Water
 Analysis Batch: 594672

Client Sample ID: Method Blank
 Prep Type: Total/NA

Analyte	MB Result	MB Qualifier	RL	MDL	Unit	D	Prepared	Analyzed	Dil Fac
Sulfide	ND		1.0	0.67	mg/L			08/30/21 16:32	1

Lab Sample ID: LCS 480-594672/4
 Matrix: Water
 Analysis Batch: 594672

Client Sample ID: Lab Control Sample
 Prep Type: Total/NA

Analyte	Spike Added	LCS Result	LCS Qualifier	Unit	D	%Rec	%Rec. Limits
Sulfide	9.00	9.20		mg/L		102	90 - 110

Lab Sample ID: 480-188667-4 DU
 Matrix: Water
 Analysis Batch: 594672

Client Sample ID: MW-7-5-082321
 Prep Type: Total/NA

Analyte	Sample Result	Sample Qualifier	DU Result	DU Qualifier	Unit	D	Prepared	Analyzed	Dil Fac
Sulfide	ND		ND		mg/L				

Lab Sample ID: MB 480-594830/27
 Matrix: Water
 Analysis Batch: 594830

Client Sample ID: Method Blank
 Prep Type: Total/NA

Analyte	MB Result	MB Qualifier	RL	MDL	Unit	D	Prepared	Analyzed	Dil Fac
Sulfide	ND		1.0	0.67	mg/L			08/31/21 12:49	1

Lab Sample ID: MB 480-594830/3
 Matrix: Water
 Analysis Batch: 594830

Client Sample ID: Method Blank
 Prep Type: Total/NA

Analyte	MB Result	MB Qualifier	RL	MDL	Unit	D	Prepared	Analyzed	Dil Fac
Sulfide	ND		1.0	0.67	mg/L			08/31/21 12:49	1

QC Sample Results

Client: GHD Services Inc.
Project/Site: 058507, GM Lockport SSOW 256043

Job ID: 480-188667-1
SDG: BCP

Method: SM 4500 S2 F - Sulfide, Total (Continued)

Lab Sample ID: MB 480-594830/51
Matrix: Water
Analysis Batch: 594830

Client Sample ID: Method Blank
Prep Type: Total/NA

Analyte	MB Result	MB Qualifier	RL	MDL	Unit	D	Prepared	Analyzed	Dil Fac
Sulfide	ND		1.0	0.67	mg/L			08/31/21 12:49	1

Lab Sample ID: LCS 480-594830/28
Matrix: Water
Analysis Batch: 594830

Client Sample ID: Lab Control Sample
Prep Type: Total/NA

Analyte	Spike Added	LCS Result	LCS Qualifier	Unit	D	%Rec	%Rec. Limits
Sulfide	9.00	9.20		mg/L		102	90 - 110

Lab Sample ID: LCS 480-594830/4
Matrix: Water
Analysis Batch: 594830

Client Sample ID: Lab Control Sample
Prep Type: Total/NA

Analyte	Spike Added	LCS Result	LCS Qualifier	Unit	D	%Rec	%Rec. Limits
Sulfide	9.00	9.20		mg/L		102	90 - 110

Lab Sample ID: LCS 480-594830/52
Matrix: Water
Analysis Batch: 594830

Client Sample ID: Lab Control Sample
Prep Type: Total/NA

Analyte	Spike Added	LCS Result	LCS Qualifier	Unit	D	%Rec	%Rec. Limits
Sulfide	9.00	9.20		mg/L		102	90 - 110

Lab Sample ID: 480-188868-5 DU
Matrix: Water
Analysis Batch: 594830

Client Sample ID: MW-10-3-082721
Prep Type: Total/NA

Analyte	Sample Result	Sample Qualifier	DU Result	DU Qualifier	Unit	D	RPD	RPD Limit
Sulfide	ND		ND		mg/L		NC	20

Lab Sample ID: MB 480-594981/3
Matrix: Water
Analysis Batch: 594981

Client Sample ID: Method Blank
Prep Type: Total/NA

Analyte	MB Result	MB Qualifier	RL	MDL	Unit	D	Prepared	Analyzed	Dil Fac
Sulfide	ND		1.0	0.67	mg/L			09/01/21 13:35	1

Lab Sample ID: LCS 480-594981/4
Matrix: Water
Analysis Batch: 594981

Client Sample ID: Lab Control Sample
Prep Type: Total/NA

Analyte	Spike Added	LCS Result	LCS Qualifier	Unit	D	%Rec	%Rec. Limits
Sulfide	9.00	9.20		mg/L		102	90 - 110

Lab Sample ID: 480-188984-1 MS
Matrix: Water
Analysis Batch: 594981

Client Sample ID: MW-9-101-A-083121
Prep Type: Total/NA

Analyte	Sample Result	Sample Qualifier	Spike Added	MS Result	MS Qualifier	Unit	D	%Rec	%Rec. Limits
Sulfide	ND		0.205	2.40		mg/L		NC	40 - 150

Eurofins TestAmerica, Buffalo

QC Sample Results

Client: GHD Services Inc.
 Project/Site: 058507, GM Lockport SSOW 256043

Job ID: 480-188667-1
 SDG: BCP

Method: SM 4500 S2 F - Sulfide, Total

Lab Sample ID: 480-188984-1 MSD
Matrix: Water
Analysis Batch: 594981

Client Sample ID: MW-9-101-A-083121
Prep Type: Total/NA

Analyte	Sample Result	Sample Qualifier	Spike Added	MSD Result	MSD Qualifier	Unit	D	%Rec	%Rec. Limits	RPD	RPD Limit
Sulfide	ND		0.205	2.40		mg/L		NC	40 - 150	0	20

Lab Sample ID: MB 480-595622/3
Matrix: Water
Analysis Batch: 595622

Client Sample ID: Method Blank
Prep Type: Total/NA

Analyte	MB Result	MB Qualifier	RL	MDL	Unit	D	Prepared	Analyzed	Dil Fac
Sulfide	ND		1.0	0.67	mg/L			09/08/21 15:45	1

Lab Sample ID: LCS 480-595622/4
Matrix: Water
Analysis Batch: 595622

Client Sample ID: Lab Control Sample
Prep Type: Total/NA

Analyte	Spike Added	LCS Result	LCS Qualifier	Unit	D	%Rec	%Rec. Limits
Sulfide	9.60	9.60		mg/L		100	90 - 110

Lab Sample ID: 480-189039-4 MS
Matrix: Water
Analysis Batch: 595622

Client Sample ID: BLDG-10-MW-1-090121
Prep Type: Total/NA

Analyte	Sample Result	Sample Qualifier	Spike Added	MS Result	MS Qualifier	Unit	D	%Rec	%Rec. Limits
Sulfide	ND		2.25	2.00		mg/L		89	40 - 150

QC Association Summary

Client: GHD Services Inc.
Project/Site: 058507, GM Lockport SSOW 256043

Job ID: 480-188667-1
SDG: BCP

GC/MS VOA

Analysis Batch: 594624

Lab Sample ID	Client Sample ID	Prep Type	Matrix	Method	Prep Batch
480-188667-2	MW-7-2-082321	Total/NA	Water	8260C	
480-188667-3	MW-7-3-082321	Total/NA	Water	8260C	
480-188667-4	MW-7-5-082321	Total/NA	Water	8260C	
480-188667-5	Trip Blank-082321	Total/NA	Water	8260C	
480-188676-1	MW-6-1-082421	Total/NA	Water	8260C	
480-188676-2	MW-6-2-082421	Total/NA	Water	8260C	
480-188676-3	MW-7-6-082421	Total/NA	Water	8260C	
480-188676-4	TRIP BLANK-082421	Total/NA	Water	8260C	
480-188807-2	MW-6-F-8-082621	Total/NA	Water	8260C	
480-188807-3	Trip Blank-082621	Total/NA	Water	8260C	
MB 480-594624/8	Method Blank	Total/NA	Water	8260C	
LCS 480-594624/6	Lab Control Sample	Total/NA	Water	8260C	

Analysis Batch: 594708

Lab Sample ID	Client Sample ID	Prep Type	Matrix	Method	Prep Batch
480-188769-1	MW-7-4-082521	Total/NA	Water	8260C	
480-188769-2	MW-8-4-082521	Total/NA	Water	8260C	
480-188769-3	MW-7-C-2-082521	Total/NA	Water	8260C	
480-188769-4	GW-DUPE-082521	Total/NA	Water	8260C	
MB 480-594708/7	Method Blank	Total/NA	Water	8260C	
LCS 480-594708/5	Lab Control Sample	Total/NA	Water	8260C	
480-188769-3 MS	MW-7-C-2-082521	Total/NA	Water	8260C	
480-188769-3 MSD	MW-7-C-2-082521	Total/NA	Water	8260C	

Analysis Batch: 594724

Lab Sample ID	Client Sample ID	Prep Type	Matrix	Method	Prep Batch
480-188667-1	MW-7-1R-082321	Total/NA	Water	8260C	
480-188667-4 - DL	MW-7-5-082321	Total/NA	Water	8260C	
480-188807-1	MW-8-003-B-082621	Total/NA	Water	8260C	
MB 480-594724/7	Method Blank	Total/NA	Water	8260C	
LCS 480-594724/5	Lab Control Sample	Total/NA	Water	8260C	
480-188807-1 MS	MW-8-003-B-082621	Total/NA	Water	8260C	
480-188807-1 MSD	MW-8-003-B-082621	Total/NA	Water	8260C	

Analysis Batch: 595097

Lab Sample ID	Client Sample ID	Prep Type	Matrix	Method	Prep Batch
480-188868-1	MW-7-7-082721	Total/NA	Water	8260C	
480-188868-2	MW-7-A-6-082721	Total/NA	Water	8260C	
480-188868-5	MW-10-3-082721	Total/NA	Water	8260C	
480-188868-6	TRIP BLANK-082721	Total/NA	Water	8260C	
480-188934-1	MW-8-1-083021	Total/NA	Water	8260C	
480-188934-2	MW-8-2-083021	Total/NA	Water	8260C	
480-188934-3	TK-6-083021	Total/NA	Water	8260C	
480-188934-4	TRIP BLANK-083021	Total/NA	Water	8260C	
480-188984-1	MW-9-101-A-083121	Total/NA	Water	8260C	
480-188984-2	MW-9-12-083121	Total/NA	Water	8260C	
480-188984-3	MW-8-3-083121	Total/NA	Water	8260C	
480-188984-4	TRIP BLANK-083121	Total/NA	Water	8260C	
480-189039-1	GW-DUPE-090121	Total/NA	Water	8260C	
480-189039-2	MW-7-P-1-090121	Total/NA	Water	8260C	
480-189039-4	BLDG-10-MW-1-090121	Total/NA	Water	8260C	

Eurofins TestAmerica, Buffalo

QC Association Summary

Client: GHD Services Inc.
Project/Site: 058507, GM Lockport SSOW 256043

Job ID: 480-188667-1
SDG: BCP

GC/MS VOA (Continued)

Analysis Batch: 595097 (Continued)

Lab Sample ID	Client Sample ID	Prep Type	Matrix	Method	Prep Batch
480-189039-5	TRIP BLANK-090121	Total/NA	Water	8260C	
MB 480-595097/7	Method Blank	Total/NA	Water	8260C	
LCS 480-595097/5	Lab Control Sample	Total/NA	Water	8260C	

Analysis Batch: 595213

Lab Sample ID	Client Sample ID	Prep Type	Matrix	Method	Prep Batch
480-188868-3	MW-7-8-082721	Total/NA	Water	8260C	
480-188934-2 - DL	MW-8-2-083021	Total/NA	Water	8260C	
480-189039-3	MW-10-2-090121	Total/NA	Water	8260C	
MB 480-595213/7	Method Blank	Total/NA	Water	8260C	
LCS 480-595213/5	Lab Control Sample	Total/NA	Water	8260C	
480-188984-1 MS	MW-9-101-A-083121	Total/NA	Water	8260C	
480-188984-1 MSD	MW-9-101-A-083121	Total/NA	Water	8260C	

GC/MS Semi VOA

Prep Batch: 594992

Lab Sample ID	Client Sample ID	Prep Type	Matrix	Method	Prep Batch
480-188984-1	MW-9-101-A-083121	Total/NA	Water	3510C	
480-188984-2	MW-9-12-083121	Total/NA	Water	3510C	
MB 480-594992/1-A	Method Blank	Total/NA	Water	3510C	
LCS 480-594992/2-A	Lab Control Sample	Total/NA	Water	3510C	
480-188984-1 MS	MW-9-101-A-083121	Total/NA	Water	3510C	
480-188984-1 MSD	MW-9-101-A-083121	Total/NA	Water	3510C	

Analysis Batch: 595059

Lab Sample ID	Client Sample ID	Prep Type	Matrix	Method	Prep Batch
480-188984-1	MW-9-101-A-083121	Total/NA	Water	8270D	594992
480-188984-2	MW-9-12-083121	Total/NA	Water	8270D	594992
MB 480-594992/1-A	Method Blank	Total/NA	Water	8270D	594992
LCS 480-594992/2-A	Lab Control Sample	Total/NA	Water	8270D	594992
480-188984-1 MS	MW-9-101-A-083121	Total/NA	Water	8270D	594992
480-188984-1 MSD	MW-9-101-A-083121	Total/NA	Water	8270D	594992

GC VOA

Analysis Batch: 170804

Lab Sample ID	Client Sample ID	Prep Type	Matrix	Method	Prep Batch
480-188667-1	MW-7-1R-082321	Total/NA	Water	RSK-175	
480-188667-2	MW-7-2-082321	Total/NA	Water	RSK-175	
480-188667-3	MW-7-3-082321	Total/NA	Water	RSK-175	
480-188667-4	MW-7-5-082321	Total/NA	Water	RSK-175	
480-188676-1	MW-6-1-082421	Total/NA	Water	RSK-175	
480-188676-2	MW-6-2-082421	Total/NA	Water	RSK-175	
480-188676-3	MW-7-6-082421	Total/NA	Water	RSK-175	
480-188769-1	MW-7-4-082521	Total/NA	Water	RSK-175	
480-188769-2	MW-8-4-082521	Total/NA	Water	RSK-175	
480-188769-3	MW-7-C-2-082521	Total/NA	Water	RSK-175	
480-188769-4	GW-DUPE-082521	Total/NA	Water	RSK-175	
480-188807-1	MW-8-003-B-082621	Total/NA	Water	RSK-175	
MB 200-170804/25	Method Blank	Total/NA	Water	RSK-175	
MB 200-170804/4	Method Blank	Total/NA	Water	RSK-175	

Eurofins TestAmerica, Buffalo

QC Association Summary

Client: GHD Services Inc.
 Project/Site: 058507, GM Lockport SSOW 256043

Job ID: 480-188667-1
 SDG: BCP

GC VOA (Continued)

Analysis Batch: 170804 (Continued)

Lab Sample ID	Client Sample ID	Prep Type	Matrix	Method	Prep Batch
LCS 200-170804/2	Lab Control Sample	Total/NA	Water	RSK-175	
LCS 200-170804/23	Lab Control Sample	Total/NA	Water	RSK-175	
LCSD 200-170804/24	Lab Control Sample Dup	Total/NA	Water	RSK-175	
LCSD 200-170804/3	Lab Control Sample Dup	Total/NA	Water	RSK-175	

Analysis Batch: 170873

Lab Sample ID	Client Sample ID	Prep Type	Matrix	Method	Prep Batch
480-188868-1	MW-7-7-082721	Total/NA	Water	RSK-175	
480-188868-2	MW-7-A-6-082721	Total/NA	Water	RSK-175	
480-188868-3	MW-7-8-082721	Total/NA	Water	RSK-175	
480-188868-4	MW-6-F-8-082621	Total/NA	Water	RSK-175	
480-188868-5	MW-10-3-082721	Total/NA	Water	RSK-175	
MB 200-170873/7	Method Blank	Total/NA	Water	RSK-175	
LCS 200-170873/2	Lab Control Sample	Total/NA	Water	RSK-175	
LCSD 200-170873/3	Lab Control Sample Dup	Total/NA	Water	RSK-175	

Analysis Batch: 170998

Lab Sample ID	Client Sample ID	Prep Type	Matrix	Method	Prep Batch
480-188934-1	MW-8-1-083021	Total/NA	Water	RSK-175	
480-188934-2	MW-8-2-083021	Total/NA	Water	RSK-175	
480-188934-3	TK-6-083021	Total/NA	Water	RSK-175	
MB 200-170998/4	Method Blank	Total/NA	Water	RSK-175	
LCS 200-170998/2	Lab Control Sample	Total/NA	Water	RSK-175	
LCSD 200-170998/3	Lab Control Sample Dup	Total/NA	Water	RSK-175	

Analysis Batch: 171044

Lab Sample ID	Client Sample ID	Prep Type	Matrix	Method	Prep Batch
480-188984-1	MW-9-101-A-083121	Total/NA	Water	RSK-175	
480-188984-2	MW-9-12-083121	Total/NA	Water	RSK-175	
480-188984-3	MW-8-3-083121	Total/NA	Water	RSK-175	
480-189039-1	GW-DUPE-090121	Total/NA	Water	RSK-175	
480-189039-2	MW-7-P-1-090121	Total/NA	Water	RSK-175	
480-189039-3	MW-10-2-090121	Total/NA	Water	RSK-175	
480-189039-4	BLDG-10-MW-1-090121	Total/NA	Water	RSK-175	
MB 200-171044/3	Method Blank	Total/NA	Water	RSK-175	
LCS 200-171044/2	Lab Control Sample	Total/NA	Water	RSK-175	
480-188984-1 MS	MW-9-101-A-083121	Total/NA	Water	RSK-175	
480-188984-1 MSD	MW-9-101-A-083121	Total/NA	Water	RSK-175	

Analysis Batch: 594286

Lab Sample ID	Client Sample ID	Prep Type	Matrix	Method	Prep Batch
480-188667-2	MW-7-2-082321	Total/NA	Water	RSK-175	
MB 480-594286/27	Method Blank	Total/NA	Water	RSK-175	
LCS 480-594286/28	Lab Control Sample	Total/NA	Water	RSK-175	
LCSD 480-594286/29	Lab Control Sample Dup	Total/NA	Water	RSK-175	

Analysis Batch: 594495

Lab Sample ID	Client Sample ID	Prep Type	Matrix	Method	Prep Batch
480-188667-1	MW-7-1R-082321	Total/NA	Water	RSK-175	
480-188667-3	MW-7-3-082321	Total/NA	Water	RSK-175	
480-188667-4	MW-7-5-082321	Total/NA	Water	RSK-175	

QC Association Summary

Client: GHD Services Inc.
Project/Site: 058507, GM Lockport SSOW 256043

Job ID: 480-188667-1
SDG: BCP

GC VOA (Continued)

Analysis Batch: 594495 (Continued)

Lab Sample ID	Client Sample ID	Prep Type	Matrix	Method	Prep Batch
480-188676-1	MW-6-1-082421	Total/NA	Water	RSK-175	
480-188676-2	MW-6-2-082421	Total/NA	Water	RSK-175	
MB 480-594495/27	Method Blank	Total/NA	Water	RSK-175	
MB 480-594495/3	Method Blank	Total/NA	Water	RSK-175	
LCS 480-594495/28	Lab Control Sample	Total/NA	Water	RSK-175	
LCS 480-594495/4	Lab Control Sample	Total/NA	Water	RSK-175	
LCSD 480-594495/29	Lab Control Sample Dup	Total/NA	Water	RSK-175	

Analysis Batch: 594647

Lab Sample ID	Client Sample ID	Prep Type	Matrix	Method	Prep Batch
480-188667-4	MW-7-5-082321	Total/NA	Water	RSK-175	
480-188676-1	MW-6-1-082421	Total/NA	Water	RSK-175	
480-188676-3	MW-7-6-082421	Total/NA	Water	RSK-175	
MB 480-594647/3	Method Blank	Total/NA	Water	RSK-175	
LCS 480-594647/4	Lab Control Sample	Total/NA	Water	RSK-175	

Analysis Batch: 594821

Lab Sample ID	Client Sample ID	Prep Type	Matrix	Method	Prep Batch
480-188769-1	MW-7-4-082521	Total/NA	Water	RSK-175	
480-188769-2	MW-8-4-082521	Total/NA	Water	RSK-175	
480-188769-3	MW-7-C-2-082521	Total/NA	Water	RSK-175	
480-188769-4	GW-DUPE-082521	Total/NA	Water	RSK-175	
480-188807-1	MW-8-003-B-082621	Total/NA	Water	RSK-175	
MB 480-594821/27	Method Blank	Total/NA	Water	RSK-175	
MB 480-594821/3	Method Blank	Total/NA	Water	RSK-175	
LCS 480-594821/28	Lab Control Sample	Total/NA	Water	RSK-175	
LCS 480-594821/4	Lab Control Sample	Total/NA	Water	RSK-175	
LCSD 480-594821/29	Lab Control Sample Dup	Total/NA	Water	RSK-175	
480-188807-1 MS	MW-8-003-B-082621	Total/NA	Water	RSK-175	
480-188807-1 MSD	MW-8-003-B-082621	Total/NA	Water	RSK-175	

Analysis Batch: 595007

Lab Sample ID	Client Sample ID	Prep Type	Matrix	Method	Prep Batch
480-188769-3 - DL	MW-7-C-2-082521	Total/NA	Water	RSK-175	
480-188807-2	MW-6-F-8-082621	Total/NA	Water	RSK-175	
480-188868-1	MW-7-7-082721	Total/NA	Water	RSK-175	
480-188868-2	MW-7-A-6-082721	Total/NA	Water	RSK-175	
480-188868-5	MW-10-3-082721	Total/NA	Water	RSK-175	
480-188934-1	MW-8-1-083021	Total/NA	Water	RSK-175	
480-188934-2	MW-8-2-083021	Total/NA	Water	RSK-175	
480-188934-3	TK-6-083021	Total/NA	Water	RSK-175	
MB 480-595007/3	Method Blank	Total/NA	Water	RSK-175	
LCS 480-595007/4	Lab Control Sample	Total/NA	Water	RSK-175	

Analysis Batch: 595158

Lab Sample ID	Client Sample ID	Prep Type	Matrix	Method	Prep Batch
480-188868-3	MW-7-8-082721	Total/NA	Water	RSK-175	
480-189039-1	GW-DUPE-090121	Total/NA	Water	RSK-175	
480-189039-2	MW-7-P-1-090121	Total/NA	Water	RSK-175	
480-189039-3	MW-10-2-090121	Total/NA	Water	RSK-175	
MB 480-595158/28	Method Blank	Total/NA	Water	RSK-175	

Eurofins TestAmerica, Buffalo

QC Association Summary

Client: GHD Services Inc.
Project/Site: 058507, GM Lockport SSOW 256043

Job ID: 480-188667-1
SDG: BCP

GC VOA (Continued)

Analysis Batch: 595158 (Continued)

Lab Sample ID	Client Sample ID	Prep Type	Matrix	Method	Prep Batch
MB 480-595158/4	Method Blank	Total/NA	Water	RSK-175	
LCS 480-595158/29	Lab Control Sample	Total/NA	Water	RSK-175	
LCS 480-595158/5	Lab Control Sample	Total/NA	Water	RSK-175	
LCSD 480-595158/30	Lab Control Sample Dup	Total/NA	Water	RSK-175	

Analysis Batch: 595338

Lab Sample ID	Client Sample ID	Prep Type	Matrix	Method	Prep Batch
480-189039-2 - DL	MW-7-P-1-090121	Total/NA	Water	RSK-175	
480-189039-4	BLDG-10-MW-1-090121	Total/NA	Water	RSK-175	
MB 480-595338/28	Method Blank	Total/NA	Water	RSK-175	
LCS 480-595338/29	Lab Control Sample	Total/NA	Water	RSK-175	
LCSD 480-595338/30	Lab Control Sample Dup	Total/NA	Water	RSK-175	

Analysis Batch: 595616

Lab Sample ID	Client Sample ID	Prep Type	Matrix	Method	Prep Batch
480-188984-1	MW-9-101-A-083121	Total/NA	Water	RSK-175	
480-188984-2	MW-9-12-083121	Total/NA	Water	RSK-175	
480-188984-3	MW-8-3-083121	Total/NA	Water	RSK-175	
MB 480-595616/3	Method Blank	Total/NA	Water	RSK-175	
LCS 480-595616/4	Lab Control Sample	Total/NA	Water	RSK-175	
480-188984-1 MS	MW-9-101-A-083121	Total/NA	Water	RSK-175	
480-188984-1 MSD	MW-9-101-A-083121	Total/NA	Water	RSK-175	

Metals

Prep Batch: 593926

Lab Sample ID	Client Sample ID	Prep Type	Matrix	Method	Prep Batch
480-188676-1	MW-6-1-082421	Total/NA	Water	3005A	
480-188676-2	MW-6-2-082421	Total/NA	Water	3005A	
480-188676-3	MW-7-6-082421	Total/NA	Water	3005A	
MB 480-593926/1-A	Method Blank	Total/NA	Water	3005A	
LCS 480-593926/2-A	Lab Control Sample	Total/NA	Water	3005A	

Prep Batch: 594155

Lab Sample ID	Client Sample ID	Prep Type	Matrix	Method	Prep Batch
480-188667-1	MW-7-1R-082321	Total/NA	Water	3005A	
480-188667-2	MW-7-2-082321	Total/NA	Water	3005A	
480-188667-3	MW-7-3-082321	Total/NA	Water	3005A	
480-188667-4	MW-7-5-082321	Total/NA	Water	3005A	
MB 480-594155/1-A	Method Blank	Total/NA	Water	3005A	
LCS 480-594155/2-A	Lab Control Sample	Total/NA	Water	3005A	

Analysis Batch: 594218

Lab Sample ID	Client Sample ID	Prep Type	Matrix	Method	Prep Batch
480-188676-1	MW-6-1-082421	Total/NA	Water	6010C	593926
480-188676-2	MW-6-2-082421	Total/NA	Water	6010C	593926
480-188676-3	MW-7-6-082421	Total/NA	Water	6010C	593926
MB 480-593926/1-A	Method Blank	Total/NA	Water	6010C	593926
LCS 480-593926/2-A	Lab Control Sample	Total/NA	Water	6010C	593926

QC Association Summary

Client: GHD Services Inc.
Project/Site: 058507, GM Lockport SSOW 256043

Job ID: 480-188667-1
SDG: BCP

Metals

Prep Batch: 594308

Lab Sample ID	Client Sample ID	Prep Type	Matrix	Method	Prep Batch
480-188807-1	MW-8-003-B-082621	Total/NA	Water	3005A	
480-188807-2	MW-6-F-8-082621	Total/NA	Water	3005A	
MB 480-594308/1-A	Method Blank	Total/NA	Water	3005A	
LCS 480-594308/2-A	Lab Control Sample	Total/NA	Water	3005A	
480-188807-1 MS	MW-8-003-B-082621	Total/NA	Water	3005A	
480-188807-1 MSD	MW-8-003-B-082621	Total/NA	Water	3005A	

Analysis Batch: 594371

Lab Sample ID	Client Sample ID	Prep Type	Matrix	Method	Prep Batch
480-188676-3	MW-7-6-082421	Total/NA	Water	6010C	593926

Analysis Batch: 594375

Lab Sample ID	Client Sample ID	Prep Type	Matrix	Method	Prep Batch
480-188667-1	MW-7-1R-082321	Total/NA	Water	6010C	594155
480-188667-2	MW-7-2-082321	Total/NA	Water	6010C	594155
480-188667-3	MW-7-3-082321	Total/NA	Water	6010C	594155
480-188667-4	MW-7-5-082321	Total/NA	Water	6010C	594155
MB 480-594155/1-A	Method Blank	Total/NA	Water	6010C	594155
LCS 480-594155/2-A	Lab Control Sample	Total/NA	Water	6010C	594155

Prep Batch: 594523

Lab Sample ID	Client Sample ID	Prep Type	Matrix	Method	Prep Batch
480-188769-1	MW-7-4-082521	Total/NA	Water	3005A	
480-188769-2	MW-8-4-082521	Total/NA	Water	3005A	
480-188769-3	MW-7-C-2-082521	Total/NA	Water	3005A	
480-188769-4	GW-DUPE-082521	Total/NA	Water	3005A	
MB 480-594523/1-A	Method Blank	Total/NA	Water	3005A	
LCS 480-594523/2-A	Lab Control Sample	Total/NA	Water	3005A	
480-188769-1 MS	MW-7-4-082521	Total/NA	Water	3005A	
480-188769-1 MSD	MW-7-4-082521	Total/NA	Water	3005A	

Analysis Batch: 594577

Lab Sample ID	Client Sample ID	Prep Type	Matrix	Method	Prep Batch
480-188667-1	MW-7-1R-082321	Total/NA	Water	6010C	594155
480-188667-3	MW-7-3-082321	Total/NA	Water	6010C	594155
480-188667-4	MW-7-5-082321	Total/NA	Water	6010C	594155

Analysis Batch: 594584

Lab Sample ID	Client Sample ID	Prep Type	Matrix	Method	Prep Batch
480-188807-1	MW-8-003-B-082621	Total/NA	Water	6010C	594308
480-188807-2	MW-6-F-8-082621	Total/NA	Water	6010C	594308
MB 480-594308/1-A	Method Blank	Total/NA	Water	6010C	594308
LCS 480-594308/2-A	Lab Control Sample	Total/NA	Water	6010C	594308
480-188807-1 MS	MW-8-003-B-082621	Total/NA	Water	6010C	594308
480-188807-1 MSD	MW-8-003-B-082621	Total/NA	Water	6010C	594308

Analysis Batch: 594738

Lab Sample ID	Client Sample ID	Prep Type	Matrix	Method	Prep Batch
480-188807-1	MW-8-003-B-082621	Total/NA	Water	6010C	594308
480-188807-2	MW-6-F-8-082621	Total/NA	Water	6010C	594308
480-188807-1 MS	MW-8-003-B-082621	Total/NA	Water	6010C	594308

Eurofins TestAmerica, Buffalo

QC Association Summary

Client: GHD Services Inc.
Project/Site: 058507, GM Lockport SSOW 256043

Job ID: 480-188667-1
SDG: BCP

Metals (Continued)

Analysis Batch: 594738 (Continued)

Lab Sample ID	Client Sample ID	Prep Type	Matrix	Method	Prep Batch
480-188807-1 MSD	MW-8-003-B-082621	Total/NA	Water	6010C	594308

Analysis Batch: 594742

Lab Sample ID	Client Sample ID	Prep Type	Matrix	Method	Prep Batch
480-188769-1	MW-7-4-082521	Total/NA	Water	6010C	594523
480-188769-2	MW-8-4-082521	Total/NA	Water	6010C	594523
480-188769-3	MW-7-C-2-082521	Total/NA	Water	6010C	594523
480-188769-4	GW-DUPE-082521	Total/NA	Water	6010C	594523
MB 480-594523/1-A	Method Blank	Total/NA	Water	6010C	594523
LCS 480-594523/2-A	Lab Control Sample	Total/NA	Water	6010C	594523
480-188769-1 MS	MW-7-4-082521	Total/NA	Water	6010C	594523
480-188769-1 MSD	MW-7-4-082521	Total/NA	Water	6010C	594523

Analysis Batch: 594837

Lab Sample ID	Client Sample ID	Prep Type	Matrix	Method	Prep Batch
480-188769-2	MW-8-4-082521	Total/NA	Water	6010C	594523
480-188769-4	GW-DUPE-082521	Total/NA	Water	6010C	594523

Prep Batch: 595035

Lab Sample ID	Client Sample ID	Prep Type	Matrix	Method	Prep Batch
480-188868-1	MW-7-7-082721	Total/NA	Water	3005A	
480-188868-2	MW-7-A-6-082721	Total/NA	Water	3005A	
480-188868-3	MW-7-8-082721	Total/NA	Water	3005A	
480-188868-5	MW-10-3-082721	Total/NA	Water	3005A	
480-188934-1	MW-8-1-083021	Total/NA	Water	3005A	
480-188934-2	MW-8-2-083021	Total/NA	Water	3005A	
480-188934-3	TK-6-083021	Total/NA	Water	3005A	
480-188984-1	MW-9-101-A-083121	Total/NA	Water	3005A	
480-188984-2	MW-9-12-083121	Total/NA	Water	3005A	
480-188984-3	MW-8-3-083121	Total/NA	Water	3005A	
MB 480-595035/1-A	Method Blank	Total/NA	Water	3005A	
LCS 480-595035/2-A	Lab Control Sample	Total/NA	Water	3005A	
480-188984-1 MS	MW-9-101-A-083121	Total/NA	Water	3005A	
480-188984-1 MSD	MW-9-101-A-083121	Total/NA	Water	3005A	

Analysis Batch: 595271

Lab Sample ID	Client Sample ID	Prep Type	Matrix	Method	Prep Batch
480-188868-1	MW-7-7-082721	Total/NA	Water	6010C	595035
480-188868-2	MW-7-A-6-082721	Total/NA	Water	6010C	595035
480-188868-3	MW-7-8-082721	Total/NA	Water	6010C	595035
480-188868-5	MW-10-3-082721	Total/NA	Water	6010C	595035
480-188934-1	MW-8-1-083021	Total/NA	Water	6010C	595035
480-188934-2	MW-8-2-083021	Total/NA	Water	6010C	595035
480-188934-3	TK-6-083021	Total/NA	Water	6010C	595035
480-188984-1	MW-9-101-A-083121	Total/NA	Water	6010C	595035
480-188984-2	MW-9-12-083121	Total/NA	Water	6010C	595035
480-188984-3	MW-8-3-083121	Total/NA	Water	6010C	595035
MB 480-595035/1-A	Method Blank	Total/NA	Water	6010C	595035
LCS 480-595035/2-A	Lab Control Sample	Total/NA	Water	6010C	595035
480-188984-1 MS	MW-9-101-A-083121	Total/NA	Water	6010C	595035
480-188984-1 MSD	MW-9-101-A-083121	Total/NA	Water	6010C	595035

Eurofins TestAmerica, Buffalo

QC Association Summary

Client: GHD Services Inc.
Project/Site: 058507, GM Lockport SSOW 256043

Job ID: 480-188667-1
SDG: BCP

Metals

Prep Batch: 595374

Lab Sample ID	Client Sample ID	Prep Type	Matrix	Method	Prep Batch
480-189039-1	GW-DUPE-090121	Total/NA	Water	3005A	
480-189039-2	MW-7-P-1-090121	Total/NA	Water	3005A	
480-189039-3	MW-10-2-090121	Total/NA	Water	3005A	
480-189039-4	BLDG-10-MW-1-090121	Total/NA	Water	3005A	
MB 480-595374/1-A	Method Blank	Total/NA	Water	3005A	
LCS 480-595374/2-A	Lab Control Sample	Total/NA	Water	3005A	

Analysis Batch: 595399

Lab Sample ID	Client Sample ID	Prep Type	Matrix	Method	Prep Batch
480-188868-1	MW-7-7-082721	Total/NA	Water	6010C	595035
480-188868-3	MW-7-8-082721	Total/NA	Water	6010C	595035
480-188984-1	MW-9-101-A-083121	Total/NA	Water	6010C	595035
480-188984-1 MS	MW-9-101-A-083121	Total/NA	Water	6010C	595035
480-188984-1 MSD	MW-9-101-A-083121	Total/NA	Water	6010C	595035

Analysis Batch: 595689

Lab Sample ID	Client Sample ID	Prep Type	Matrix	Method	Prep Batch
480-189039-1	GW-DUPE-090121	Total/NA	Water	6010C	595374
480-189039-2	MW-7-P-1-090121	Total/NA	Water	6010C	595374
480-189039-3	MW-10-2-090121	Total/NA	Water	6010C	595374
480-189039-4	BLDG-10-MW-1-090121	Total/NA	Water	6010C	595374
MB 480-595374/1-A	Method Blank	Total/NA	Water	6010C	595374
LCS 480-595374/2-A	Lab Control Sample	Total/NA	Water	6010C	595374

Analysis Batch: 595872

Lab Sample ID	Client Sample ID	Prep Type	Matrix	Method	Prep Batch
480-189039-1	GW-DUPE-090121	Total/NA	Water	6010C	595374
480-189039-3	MW-10-2-090121	Total/NA	Water	6010C	595374

General Chemistry

Analysis Batch: 593944

Lab Sample ID	Client Sample ID	Prep Type	Matrix	Method	Prep Batch
480-188667-4	MW-7-5-082321	Total/NA	Water	353.2	
480-188676-1	MW-6-1-082421	Total/NA	Water	353.2	
MB 480-593944/3	Method Blank	Total/NA	Water	353.2	
LCS 480-593944/4	Lab Control Sample	Total/NA	Water	353.2	

Analysis Batch: 593953

Lab Sample ID	Client Sample ID	Prep Type	Matrix	Method	Prep Batch
480-188667-1	MW-7-1R-082321	Total/NA	Water	353.2	
480-188667-2	MW-7-2-082321	Total/NA	Water	353.2	
480-188667-3	MW-7-3-082321	Total/NA	Water	353.2	
480-188667-4	MW-7-5-082321	Total/NA	Water	353.2	
480-188676-1	MW-6-1-082421	Total/NA	Water	353.2	
480-188676-2	MW-6-2-082421	Total/NA	Water	353.2	
480-188676-3	MW-7-6-082421	Total/NA	Water	353.2	

Analysis Batch: 593954

Lab Sample ID	Client Sample ID	Prep Type	Matrix	Method	Prep Batch
480-188667-1	MW-7-1R-082321	Total/NA	Water	353.2	

Eurofins TestAmerica, Buffalo

QC Association Summary

Client: GHD Services Inc.
 Project/Site: 058507, GM Lockport SSOW 256043

Job ID: 480-188667-1
 SDG: BCP

General Chemistry (Continued)

Analysis Batch: 593954 (Continued)

Lab Sample ID	Client Sample ID	Prep Type	Matrix	Method	Prep Batch
480-188667-2	MW-7-2-082321	Total/NA	Water	353.2	
480-188667-3	MW-7-3-082321	Total/NA	Water	353.2	
480-188676-2	MW-6-2-082421	Total/NA	Water	353.2	
480-188676-3	MW-7-6-082421	Total/NA	Water	353.2	

Analysis Batch: 593993

Lab Sample ID	Client Sample ID	Prep Type	Matrix	Method	Prep Batch
480-188667-1	MW-7-1R-082321	Total/NA	Water	350.1	
480-188667-2	MW-7-2-082321	Total/NA	Water	350.1	
480-188667-3	MW-7-3-082321	Total/NA	Water	350.1	
480-188667-4	MW-7-5-082321	Total/NA	Water	350.1	
480-188676-1	MW-6-1-082421	Total/NA	Water	350.1	
480-188676-2	MW-6-2-082421	Total/NA	Water	350.1	
480-188676-3	MW-7-6-082421	Total/NA	Water	350.1	
MB 480-593993/27	Method Blank	Total/NA	Water	350.1	
LCS 480-593993/28	Lab Control Sample	Total/NA	Water	350.1	
480-188667-4 MS	MW-7-5-082321	Total/NA	Water	350.1	
480-188667-4 DU	MW-7-5-082321	Total/NA	Water	350.1	

Analysis Batch: 594005

Lab Sample ID	Client Sample ID	Prep Type	Matrix	Method	Prep Batch
480-188667-1	MW-7-1R-082321	Total/NA	Water	SM 2320B	
480-188667-2	MW-7-2-082321	Total/NA	Water	SM 2320B	
480-188667-3	MW-7-3-082321	Total/NA	Water	SM 2320B	
480-188667-4	MW-7-5-082321	Total/NA	Water	SM 2320B	
480-188676-1	MW-6-1-082421	Total/NA	Water	SM 2320B	
480-188676-2	MW-6-2-082421	Total/NA	Water	SM 2320B	
480-188676-3	MW-7-6-082421	Total/NA	Water	SM 2320B	
MB 480-594005/28	Method Blank	Total/NA	Water	SM 2320B	
MB 480-594005/52	Method Blank	Total/NA	Water	SM 2320B	
LCS 480-594005/29	Lab Control Sample	Total/NA	Water	SM 2320B	
LCS 480-594005/53	Lab Control Sample	Total/NA	Water	SM 2320B	
480-188667-1 MS	MW-7-1R-082321	Total/NA	Water	SM 2320B	
480-188676-3 DU	MW-7-6-082421	Total/NA	Water	SM 2320B	

Analysis Batch: 594044

Lab Sample ID	Client Sample ID	Prep Type	Matrix	Method	Prep Batch
480-188667-1	MW-7-1R-082321	Total/NA	Water	300.0	
480-188667-2	MW-7-2-082321	Total/NA	Water	300.0	
480-188667-3	MW-7-3-082321	Total/NA	Water	300.0	
480-188667-4	MW-7-5-082321	Total/NA	Water	300.0	
MB 480-594044/28	Method Blank	Total/NA	Water	300.0	
LCS 480-594044/27	Lab Control Sample	Total/NA	Water	300.0	
480-188667-4 MS	MW-7-5-082321	Total/NA	Water	300.0	
480-188667-4 MSD	MW-7-5-082321	Total/NA	Water	300.0	

Analysis Batch: 594208

Lab Sample ID	Client Sample ID	Prep Type	Matrix	Method	Prep Batch
480-188676-1	MW-6-1-082421	Total/NA	Water	300.0	
480-188676-2	MW-6-2-082421	Total/NA	Water	300.0	
480-188676-3	MW-7-6-082421	Total/NA	Water	300.0	

QC Association Summary

Client: GHD Services Inc.
 Project/Site: 058507, GM Lockport SSOW 256043

Job ID: 480-188667-1
 SDG: BCP

General Chemistry (Continued)

Analysis Batch: 594208 (Continued)

Lab Sample ID	Client Sample ID	Prep Type	Matrix	Method	Prep Batch
MB 480-594208/4	Method Blank	Total/NA	Water	300.0	
LCS 480-594208/3	Lab Control Sample	Total/NA	Water	300.0	

Analysis Batch: 594254

Lab Sample ID	Client Sample ID	Prep Type	Matrix	Method	Prep Batch
480-188769-1	MW-7-4-082521	Total/NA	Water	350.1	
480-188769-2	MW-8-4-082521	Total/NA	Water	350.1	
480-188769-3	MW-7-C-2-082521	Total/NA	Water	350.1	
480-188769-4	GW-DUPE-082521	Total/NA	Water	350.1	
MB 480-594254/3	Method Blank	Total/NA	Water	350.1	
LCS 480-594254/4	Lab Control Sample	Total/NA	Water	350.1	
480-188769-4 MS	GW-DUPE-082521	Total/NA	Water	350.1	

Analysis Batch: 594325

Lab Sample ID	Client Sample ID	Prep Type	Matrix	Method	Prep Batch
480-188769-1	MW-7-4-082521	Total/NA	Water	353.2	
480-188807-1	MW-8-003-B-082621	Total/NA	Water	353.2	
480-188807-2	MW-6-F-8-082621	Total/NA	Water	353.2	
MB 480-594325/3	Method Blank	Total/NA	Water	353.2	
LCS 480-594325/4	Lab Control Sample	Total/NA	Water	353.2	
480-188769-1 MS	MW-7-4-082521	Total/NA	Water	353.2	

Analysis Batch: 594326

Lab Sample ID	Client Sample ID	Prep Type	Matrix	Method	Prep Batch
480-188769-1	MW-7-4-082521	Total/NA	Water	353.2	
480-188769-2	MW-8-4-082521	Total/NA	Water	353.2	
480-188769-3	MW-7-C-2-082521	Total/NA	Water	353.2	
480-188769-4	GW-DUPE-082521	Total/NA	Water	353.2	
480-188807-1	MW-8-003-B-082621	Total/NA	Water	353.2	
480-188807-2	MW-6-F-8-082621	Total/NA	Water	353.2	

Analysis Batch: 594327

Lab Sample ID	Client Sample ID	Prep Type	Matrix	Method	Prep Batch
480-188769-2	MW-8-4-082521	Total/NA	Water	353.2	
480-188769-3	MW-7-C-2-082521	Total/NA	Water	353.2	
480-188769-4	GW-DUPE-082521	Total/NA	Water	353.2	

Analysis Batch: 594391

Lab Sample ID	Client Sample ID	Prep Type	Matrix	Method	Prep Batch
480-188667-1	MW-7-1R-082321	Total/NA	Water	9060A	
480-188667-2	MW-7-2-082321	Total/NA	Water	9060A	
480-188667-3	MW-7-3-082321	Total/NA	Water	9060A	
480-188667-4	MW-7-5-082321	Total/NA	Water	9060A	
480-188676-1	MW-6-1-082421	Total/NA	Water	9060A	
480-188676-2	MW-6-2-082421	Total/NA	Water	9060A	
480-188676-3	MW-7-6-082421	Total/NA	Water	9060A	
MB 480-594391/28	Method Blank	Total/NA	Water	9060A	
LCS 480-594391/29	Lab Control Sample	Total/NA	Water	9060A	
480-188667-1 MS	MW-7-1R-082321	Total/NA	Water	9060A	
480-188676-3 MS	MW-7-6-082421	Total/NA	Water	9060A	
480-188667-2 DU	MW-7-2-082321	Total/NA	Water	9060A	

QC Association Summary

Client: GHD Services Inc.
Project/Site: 058507, GM Lockport SSOW 256043

Job ID: 480-188667-1
SDG: BCP

General Chemistry

Analysis Batch: 594482

Lab Sample ID	Client Sample ID	Prep Type	Matrix	Method	Prep Batch
480-188868-2	MW-7-A-6-082721	Total/NA	Water	353.2	
480-188868-5	MW-10-3-082721	Total/NA	Water	353.2	
MB 480-594482/3	Method Blank	Total/NA	Water	353.2	
LCS 480-594482/4	Lab Control Sample	Total/NA	Water	353.2	
480-188868-5 MS	MW-10-3-082721	Total/NA	Water	353.2	
480-188868-2 DU	MW-7-A-6-082721	Total/NA	Water	353.2	

Analysis Batch: 594484

Lab Sample ID	Client Sample ID	Prep Type	Matrix	Method	Prep Batch
480-188868-1	MW-7-7-082721	Total/NA	Water	353.2	
480-188868-2	MW-7-A-6-082721	Total/NA	Water	353.2	
480-188868-3	MW-7-8-082721	Total/NA	Water	353.2	
480-188868-5	MW-10-3-082721	Total/NA	Water	353.2	

Analysis Batch: 594485

Lab Sample ID	Client Sample ID	Prep Type	Matrix	Method	Prep Batch
480-188868-1	MW-7-7-082721	Total/NA	Water	353.2	
480-188868-3	MW-7-8-082721	Total/NA	Water	353.2	

Analysis Batch: 594532

Lab Sample ID	Client Sample ID	Prep Type	Matrix	Method	Prep Batch
480-188807-1	MW-8-003-B-082621	Total/NA	Water	350.1	
480-188807-2	MW-6-F-8-082621	Total/NA	Water	350.1	
480-188868-1	MW-7-7-082721	Total/NA	Water	350.1	
480-188868-2	MW-7-A-6-082721	Total/NA	Water	350.1	
480-188868-3	MW-7-8-082721	Total/NA	Water	350.1	
480-188868-5	MW-10-3-082721	Total/NA	Water	350.1	
MB 480-594532/3	Method Blank	Total/NA	Water	350.1	
MB 480-594532/51	Method Blank	Total/NA	Water	350.1	
MB 480-594532/99	Method Blank	Total/NA	Water	350.1	
LCS 480-594532/100	Lab Control Sample	Total/NA	Water	350.1	
LCS 480-594532/4	Lab Control Sample	Total/NA	Water	350.1	
LCS 480-594532/52	Lab Control Sample	Total/NA	Water	350.1	
480-188807-1 MS	MW-8-003-B-082621	Total/NA	Water	350.1	

Analysis Batch: 594672

Lab Sample ID	Client Sample ID	Prep Type	Matrix	Method	Prep Batch
480-188667-1	MW-7-1R-082321	Total/NA	Water	SM 4500 S2 F	
480-188667-2	MW-7-2-082321	Total/NA	Water	SM 4500 S2 F	
480-188667-3	MW-7-3-082321	Total/NA	Water	SM 4500 S2 F	
480-188667-4	MW-7-5-082321	Total/NA	Water	SM 4500 S2 F	
MB 480-594672/3	Method Blank	Total/NA	Water	SM 4500 S2 F	
LCS 480-594672/4	Lab Control Sample	Total/NA	Water	SM 4500 S2 F	
480-188667-4 DU	MW-7-5-082321	Total/NA	Water	SM 4500 S2 F	

Analysis Batch: 594830

Lab Sample ID	Client Sample ID	Prep Type	Matrix	Method	Prep Batch
480-188676-1	MW-6-1-082421	Total/NA	Water	SM 4500 S2 F	
480-188676-2	MW-6-2-082421	Total/NA	Water	SM 4500 S2 F	
480-188676-3	MW-7-6-082421	Total/NA	Water	SM 4500 S2 F	
480-188769-1	MW-7-4-082521	Total/NA	Water	SM 4500 S2 F	

Eurofins TestAmerica, Buffalo

QC Association Summary

Client: GHD Services Inc.
Project/Site: 058507, GM Lockport SSOW 256043

Job ID: 480-188667-1
SDG: BCP

General Chemistry (Continued)

Analysis Batch: 594830 (Continued)

Lab Sample ID	Client Sample ID	Prep Type	Matrix	Method	Prep Batch
480-188769-2	MW-8-4-082521	Total/NA	Water	SM 4500 S2 F	
480-188769-3	MW-7-C-2-082521	Total/NA	Water	SM 4500 S2 F	
480-188769-4	GW-DUPE-082521	Total/NA	Water	SM 4500 S2 F	
480-188807-1	MW-8-003-B-082621	Total/NA	Water	SM 4500 S2 F	
480-188807-2	MW-6-F-8-082621	Total/NA	Water	SM 4500 S2 F	
480-188868-1	MW-7-7-082721	Total/NA	Water	SM 4500 S2 F	
480-188868-2	MW-7-A-6-082721	Total/NA	Water	SM 4500 S2 F	
480-188868-3	MW-7-8-082721	Total/NA	Water	SM 4500 S2 F	
480-188868-5	MW-10-3-082721	Total/NA	Water	SM 4500 S2 F	
MB 480-594830/27	Method Blank	Total/NA	Water	SM 4500 S2 F	
MB 480-594830/3	Method Blank	Total/NA	Water	SM 4500 S2 F	
MB 480-594830/51	Method Blank	Total/NA	Water	SM 4500 S2 F	
LCS 480-594830/28	Lab Control Sample	Total/NA	Water	SM 4500 S2 F	
LCS 480-594830/4	Lab Control Sample	Total/NA	Water	SM 4500 S2 F	
LCS 480-594830/52	Lab Control Sample	Total/NA	Water	SM 4500 S2 F	
480-188868-5 DU	MW-10-3-082721	Total/NA	Water	SM 4500 S2 F	

Analysis Batch: 594859

Lab Sample ID	Client Sample ID	Prep Type	Matrix	Method	Prep Batch
480-188934-1	MW-8-1-083021	Total/NA	Water	353.2	
480-188934-2	MW-8-2-083021	Total/NA	Water	353.2	
480-188934-3	TK-6-083021	Total/NA	Water	353.2	

Analysis Batch: 594860

Lab Sample ID	Client Sample ID	Prep Type	Matrix	Method	Prep Batch
480-188934-3	TK-6-083021	Total/NA	Water	353.2	
MB 480-594860/3	Method Blank	Total/NA	Water	353.2	
LCS 480-594860/4	Lab Control Sample	Total/NA	Water	353.2	
480-188934-3 MS	TK-6-083021	Total/NA	Water	353.2	

Analysis Batch: 594870

Lab Sample ID	Client Sample ID	Prep Type	Matrix	Method	Prep Batch
480-188934-1	MW-8-1-083021	Total/NA	Water	350.1	
480-188934-2	MW-8-2-083021	Total/NA	Water	350.1	
480-188934-3	TK-6-083021	Total/NA	Water	350.1	
MB 480-594870/3	Method Blank	Total/NA	Water	350.1	
LCS 480-594870/4	Lab Control Sample	Total/NA	Water	350.1	

Analysis Batch: 594888

Lab Sample ID	Client Sample ID	Prep Type	Matrix	Method	Prep Batch
480-188769-1	MW-7-4-082521	Total/NA	Water	SM 2320B	
480-188769-2	MW-8-4-082521	Total/NA	Water	SM 2320B	
480-188769-3	MW-7-C-2-082521	Total/NA	Water	SM 2320B	
480-188769-4	GW-DUPE-082521	Total/NA	Water	SM 2320B	
480-188807-1	MW-8-003-B-082621	Total/NA	Water	SM 2320B	
480-188807-2	MW-6-F-8-082621	Total/NA	Water	SM 2320B	
480-188868-1	MW-7-7-082721	Total/NA	Water	SM 2320B	
480-188868-2	MW-7-A-6-082721	Total/NA	Water	SM 2320B	
480-188868-3	MW-7-8-082721	Total/NA	Water	SM 2320B	
480-188868-5	MW-10-3-082721	Total/NA	Water	SM 2320B	
480-188934-1	MW-8-1-083021	Total/NA	Water	SM 2320B	

Eurofins TestAmerica, Buffalo

QC Association Summary

Client: GHD Services Inc.
Project/Site: 058507, GM Lockport SSOW 256043

Job ID: 480-188667-1
SDG: BCP

General Chemistry (Continued)

Analysis Batch: 594888 (Continued)

Lab Sample ID	Client Sample ID	Prep Type	Matrix	Method	Prep Batch
480-188934-2	MW-8-2-083021	Total/NA	Water	SM 2320B	
480-188934-3	TK-6-083021	Total/NA	Water	SM 2320B	
MB 480-594888/28	Method Blank	Total/NA	Water	SM 2320B	
MB 480-594888/4	Method Blank	Total/NA	Water	SM 2320B	
MB 480-594888/52	Method Blank	Total/NA	Water	SM 2320B	
LCS 480-594888/29	Lab Control Sample	Total/NA	Water	SM 2320B	
LCS 480-594888/5	Lab Control Sample	Total/NA	Water	SM 2320B	
LCS 480-594888/53	Lab Control Sample	Total/NA	Water	SM 2320B	
480-188807-2 MS	MW-6-F-8-082621	Total/NA	Water	SM 2320B	
480-188868-2 MS	MW-7-A-6-082721	Total/NA	Water	SM 2320B	
480-188934-2 MS	MW-8-2-083021	Total/NA	Water	SM 2320B	
480-188807-1 DU	MW-8-003-B-082621	Total/NA	Water	SM 2320B	
480-188868-1 DU	MW-7-7-082721	Total/NA	Water	SM 2320B	
480-188934-1 DU	MW-8-1-083021	Total/NA	Water	SM 2320B	

Analysis Batch: 594924

Lab Sample ID	Client Sample ID	Prep Type	Matrix	Method	Prep Batch
480-188769-1	MW-7-4-082521	Total/NA	Water	300.0	
480-188769-2	MW-8-4-082521	Total/NA	Water	300.0	
480-188769-3	MW-7-C-2-082521	Total/NA	Water	300.0	
480-188769-4	GW-DUPE-082521	Total/NA	Water	300.0	
MB 480-594924/28	Method Blank	Total/NA	Water	300.0	
MB 480-594924/4	Method Blank	Total/NA	Water	300.0	
LCS 480-594924/27	Lab Control Sample	Total/NA	Water	300.0	

Analysis Batch: 594945

Lab Sample ID	Client Sample ID	Prep Type	Matrix	Method	Prep Batch
480-188807-1	MW-8-003-B-082621	Total/NA	Water	300.0	
480-188807-2	MW-6-F-8-082621	Total/NA	Water	300.0	
MB 480-594945/4	Method Blank	Total/NA	Water	300.0	
LCS 480-594945/3	Lab Control Sample	Total/NA	Water	300.0	

Analysis Batch: 594949

Lab Sample ID	Client Sample ID	Prep Type	Matrix	Method	Prep Batch
480-188934-1	MW-8-1-083021	Total/NA	Water	353.2	
480-188934-2	MW-8-2-083021	Total/NA	Water	353.2	

Analysis Batch: 594981

Lab Sample ID	Client Sample ID	Prep Type	Matrix	Method	Prep Batch
480-188934-1	MW-8-1-083021	Total/NA	Water	SM 4500 S2 F	
480-188934-2	MW-8-2-083021	Total/NA	Water	SM 4500 S2 F	
480-188934-3	TK-6-083021	Total/NA	Water	SM 4500 S2 F	
480-188984-1	MW-9-101-A-083121	Total/NA	Water	SM 4500 S2 F	
480-188984-2	MW-9-12-083121	Total/NA	Water	SM 4500 S2 F	
480-188984-3	MW-8-3-083121	Total/NA	Water	SM 4500 S2 F	
MB 480-594981/3	Method Blank	Total/NA	Water	SM 4500 S2 F	
LCS 480-594981/4	Lab Control Sample	Total/NA	Water	SM 4500 S2 F	
480-188984-1 MS	MW-9-101-A-083121	Total/NA	Water	SM 4500 S2 F	
480-188984-1 MSD	MW-9-101-A-083121	Total/NA	Water	SM 4500 S2 F	

QC Association Summary

Client: GHD Services Inc.
Project/Site: 058507, GM Lockport SSOW 256043

Job ID: 480-188667-1
SDG: BCP

General Chemistry

Analysis Batch: 594983

Lab Sample ID	Client Sample ID	Prep Type	Matrix	Method	Prep Batch
480-188868-1	MW-7-7-082721	Total/NA	Water	300.0	
480-188868-2	MW-7-A-6-082721	Total/NA	Water	300.0	
480-188868-3	MW-7-8-082721	Total/NA	Water	300.0	
480-188868-5	MW-10-3-082721	Total/NA	Water	300.0	
MB 480-594983/4	Method Blank	Total/NA	Water	300.0	
LCS 480-594983/3	Lab Control Sample	Total/NA	Water	300.0	

Analysis Batch: 595017

Lab Sample ID	Client Sample ID	Prep Type	Matrix	Method	Prep Batch
480-188984-1	MW-9-101-A-083121	Total/NA	Water	353.2	
480-188984-2	MW-9-12-083121	Total/NA	Water	353.2	
480-188984-3	MW-8-3-083121	Total/NA	Water	353.2	
MB 480-595017/27	Method Blank	Total/NA	Water	353.2	
MB 480-595017/3	Method Blank	Total/NA	Water	353.2	
LCS 480-595017/28	Lab Control Sample	Total/NA	Water	353.2	
LCS 480-595017/4	Lab Control Sample	Total/NA	Water	353.2	
480-188984-1 MS	MW-9-101-A-083121	Total/NA	Water	353.2	
480-188984-1 MSD	MW-9-101-A-083121	Total/NA	Water	353.2	

Analysis Batch: 595020

Lab Sample ID	Client Sample ID	Prep Type	Matrix	Method	Prep Batch
480-188984-1	MW-9-101-A-083121	Total/NA	Water	353.2	
480-188984-2	MW-9-12-083121	Total/NA	Water	353.2	
480-188984-3	MW-8-3-083121	Total/NA	Water	353.2	

Analysis Batch: 595063

Lab Sample ID	Client Sample ID	Prep Type	Matrix	Method	Prep Batch
480-188934-1	MW-8-1-083021	Total/NA	Water	300.0	
480-188934-2	MW-8-2-083021	Total/NA	Water	300.0	
480-188934-3	TK-6-083021	Total/NA	Water	300.0	
MB 480-595063/28	Method Blank	Total/NA	Water	300.0	
LCS 480-595063/27	Lab Control Sample	Total/NA	Water	300.0	

Analysis Batch: 595193

Lab Sample ID	Client Sample ID	Prep Type	Matrix	Method	Prep Batch
480-189039-2	MW-7-P-1-090121	Total/NA	Water	353.2	
MB 480-595193/3	Method Blank	Total/NA	Water	353.2	
LCS 480-595193/4	Lab Control Sample	Total/NA	Water	353.2	

Analysis Batch: 595194

Lab Sample ID	Client Sample ID	Prep Type	Matrix	Method	Prep Batch
480-189039-1	GW-DUPE-090121	Total/NA	Water	353.2	
480-189039-2	MW-7-P-1-090121	Total/NA	Water	353.2	
480-189039-3	MW-10-2-090121	Total/NA	Water	353.2	
480-189039-4	BLDG-10-MW-1-090121	Total/NA	Water	353.2	

Analysis Batch: 595195

Lab Sample ID	Client Sample ID	Prep Type	Matrix	Method	Prep Batch
480-189039-1	GW-DUPE-090121	Total/NA	Water	353.2	
480-189039-3	MW-10-2-090121	Total/NA	Water	353.2	
480-189039-4	BLDG-10-MW-1-090121	Total/NA	Water	353.2	

Eurofins TestAmerica, Buffalo

QC Association Summary

Client: GHD Services Inc.
Project/Site: 058507, GM Lockport SSOW 256043

Job ID: 480-188667-1
SDG: BCP

General Chemistry

Analysis Batch: 595207

Lab Sample ID	Client Sample ID	Prep Type	Matrix	Method	Prep Batch
480-188984-1	MW-9-101-A-083121	Total/NA	Water	SM 2320B	
480-188984-2	MW-9-12-083121	Total/NA	Water	SM 2320B	
480-188984-3	MW-8-3-083121	Total/NA	Water	SM 2320B	
480-189039-1	GW-DUPE-090121	Total/NA	Water	SM 2320B	
480-189039-2	MW-7-P-1-090121	Total/NA	Water	SM 2320B	
480-189039-3	MW-10-2-090121	Total/NA	Water	SM 2320B	
480-189039-4	BLDG-10-MW-1-090121	Total/NA	Water	SM 2320B	
MB 480-595207/4	Method Blank	Total/NA	Water	SM 2320B	
LCS 480-595207/5	Lab Control Sample	Total/NA	Water	SM 2320B	
480-188984-1 MS	MW-9-101-A-083121	Total/NA	Water	SM 2320B	
480-188984-1 MSD	MW-9-101-A-083121	Total/NA	Water	SM 2320B	

Analysis Batch: 595246

Lab Sample ID	Client Sample ID	Prep Type	Matrix	Method	Prep Batch
480-188984-1	MW-9-101-A-083121	Total/NA	Water	300.0	
480-188984-2	MW-9-12-083121	Total/NA	Water	300.0	
480-188984-3	MW-8-3-083121	Total/NA	Water	300.0	
MB 480-595246/28	Method Blank	Total/NA	Water	300.0	
MB 480-595246/4	Method Blank	Total/NA	Water	300.0	
LCS 480-595246/27	Lab Control Sample	Total/NA	Water	300.0	
480-188984-1 MS	MW-9-101-A-083121	Total/NA	Water	300.0	
480-188984-1 MSD	MW-9-101-A-083121	Total/NA	Water	300.0	
480-188984-3 MS	MW-8-3-083121	Total/NA	Water	300.0	

Analysis Batch: 595274

Lab Sample ID	Client Sample ID	Prep Type	Matrix	Method	Prep Batch
480-188769-1	MW-7-4-082521	Total/NA	Water	9060A	
480-188769-2	MW-8-4-082521	Total/NA	Water	9060A	
480-188769-3	MW-7-C-2-082521	Total/NA	Water	9060A	
480-188769-4	GW-DUPE-082521	Total/NA	Water	9060A	
480-188807-1	MW-8-003-B-082621	Total/NA	Water	9060A	
480-188807-2	MW-6-F-8-082621	Total/NA	Water	9060A	
MB 480-595274/28	Method Blank	Total/NA	Water	9060A	
MB 480-595274/4	Method Blank	Total/NA	Water	9060A	
LCS 480-595274/29	Lab Control Sample	Total/NA	Water	9060A	
LCS 480-595274/5	Lab Control Sample	Total/NA	Water	9060A	
480-188807-1 MS	MW-8-003-B-082621	Total/NA	Water	9060A	
480-188807-1 MSD	MW-8-003-B-082621	Total/NA	Water	9060A	

Analysis Batch: 595412

Lab Sample ID	Client Sample ID	Prep Type	Matrix	Method	Prep Batch
480-189039-1	GW-DUPE-090121	Total/NA	Water	300.0	
480-189039-2	MW-7-P-1-090121	Total/NA	Water	300.0	
480-189039-3	MW-10-2-090121	Total/NA	Water	300.0	
480-189039-4	BLDG-10-MW-1-090121	Total/NA	Water	300.0	
MB 480-595412/4	Method Blank	Total/NA	Water	300.0	
LCS 480-595412/3	Lab Control Sample	Total/NA	Water	300.0	
480-189039-4 MS	BLDG-10-MW-1-090121	Total/NA	Water	300.0	

QC Association Summary

Client: GHD Services Inc.
 Project/Site: 058507, GM Lockport SSOW 256043

Job ID: 480-188667-1
 SDG: BCP

General Chemistry

Analysis Batch: 595566

Lab Sample ID	Client Sample ID	Prep Type	Matrix	Method	Prep Batch
480-188984-1	MW-9-101-A-083121	Total/NA	Water	350.1	
480-188984-2	MW-9-12-083121	Total/NA	Water	350.1	
480-188984-3	MW-8-3-083121	Total/NA	Water	350.1	
480-189039-1	GW-DUPE-090121	Total/NA	Water	350.1	
480-189039-2	MW-7-P-1-090121	Total/NA	Water	350.1	
480-189039-3	MW-10-2-090121	Total/NA	Water	350.1	
480-189039-4	BLDG-10-MW-1-090121	Total/NA	Water	350.1	
MB 480-595566/27	Method Blank	Total/NA	Water	350.1	
MB 480-595566/3	Method Blank	Total/NA	Water	350.1	
MB 480-595566/51	Method Blank	Total/NA	Water	350.1	
MB 480-595566/75	Method Blank	Total/NA	Water	350.1	
LCS 480-595566/28	Lab Control Sample	Total/NA	Water	350.1	
LCS 480-595566/4	Lab Control Sample	Total/NA	Water	350.1	
LCS 480-595566/52	Lab Control Sample	Total/NA	Water	350.1	
LCS 480-595566/76	Lab Control Sample	Total/NA	Water	350.1	
480-188984-1 MS	MW-9-101-A-083121	Total/NA	Water	350.1	
480-188984-1 MSD	MW-9-101-A-083121	Total/NA	Water	350.1	
480-189039-4 MS	BLDG-10-MW-1-090121	Total/NA	Water	350.1	
480-189039-4 DU	BLDG-10-MW-1-090121	Total/NA	Water	350.1	

Analysis Batch: 595622

Lab Sample ID	Client Sample ID	Prep Type	Matrix	Method	Prep Batch
480-189039-1	GW-DUPE-090121	Total/NA	Water	SM 4500 S2 F	
480-189039-2	MW-7-P-1-090121	Total/NA	Water	SM 4500 S2 F	
480-189039-3	MW-10-2-090121	Total/NA	Water	SM 4500 S2 F	
480-189039-4	BLDG-10-MW-1-090121	Total/NA	Water	SM 4500 S2 F	
MB 480-595622/3	Method Blank	Total/NA	Water	SM 4500 S2 F	
LCS 480-595622/4	Lab Control Sample	Total/NA	Water	SM 4500 S2 F	
480-189039-4 MS	BLDG-10-MW-1-090121	Total/NA	Water	SM 4500 S2 F	

Analysis Batch: 595704

Lab Sample ID	Client Sample ID	Prep Type	Matrix	Method	Prep Batch
480-188868-1	MW-7-7-082721	Total/NA	Water	9060A	
480-188868-2	MW-7-A-6-082721	Total/NA	Water	9060A	
480-188868-3	MW-7-8-082721	Total/NA	Water	9060A	
480-188868-5	MW-10-3-082721	Total/NA	Water	9060A	
480-188934-1	MW-8-1-083021	Total/NA	Water	9060A	
480-188934-2	MW-8-2-083021	Total/NA	Water	9060A	
480-188934-3	TK-6-083021	Total/NA	Water	9060A	
480-189039-1	GW-DUPE-090121	Total/NA	Water	9060A	
480-189039-2	MW-7-P-1-090121	Total/NA	Water	9060A	
480-189039-3	MW-10-2-090121	Total/NA	Water	9060A	
480-189039-4	BLDG-10-MW-1-090121	Total/NA	Water	9060A	
MB 480-595704/28	Method Blank	Total/NA	Water	9060A	
MB 480-595704/52	Method Blank	Total/NA	Water	9060A	
LCS 480-595704/29	Lab Control Sample	Total/NA	Water	9060A	
LCS 480-595704/53	Lab Control Sample	Total/NA	Water	9060A	
480-188934-2 MS	MW-8-2-083021	Total/NA	Water	9060A	
480-188868-1 DU	MW-7-7-082721	Total/NA	Water	9060A	
480-188934-3 DU	TK-6-083021	Total/NA	Water	9060A	

QC Association Summary

Client: GHD Services Inc.
Project/Site: 058507, GM Lockport SSOW 256043

Job ID: 480-188667-1
SDG: BCP

General Chemistry

Analysis Batch: 595732

Lab Sample ID	Client Sample ID	Prep Type	Matrix	Method	Prep Batch
480-188984-1	MW-9-101-A-083121	Total/NA	Water	9060A	
480-188984-2	MW-9-12-083121	Total/NA	Water	9060A	
480-188984-3	MW-8-3-083121	Total/NA	Water	9060A	
MB 480-595732/4	Method Blank	Total/NA	Water	9060A	
LCS 480-595732/5	Lab Control Sample	Total/NA	Water	9060A	
480-188984-1 MS	MW-9-101-A-083121	Total/NA	Water	9060A	
480-188984-1 MSD	MW-9-101-A-083121	Total/NA	Water	9060A	

Lab Chronicle

Client: GHD Services Inc.
 Project/Site: 058507, GM Lockport SSOW 256043

Job ID: 480-188667-1
 SDG: BCP

Client Sample ID: MW-7-1R-082321

Lab Sample ID: 480-188667-1

Date Collected: 08/23/21 09:00

Matrix: Water

Date Received: 08/23/21 17:08

Prep Type	Batch Type	Batch Method	Run	Dilution Factor	Batch Number	Prepared or Analyzed	Analyst	Lab
Total/NA	Analysis	8260C		4	594724	08/31/21 14:10	ATG	TAL BUF
Total/NA	Analysis	RSK-175		1	170804	08/30/21 18:09	MJZ	TAL BUR
Total/NA	Analysis	RSK-175		1	594495	08/29/21 21:53	DSC	TAL BUF
Total/NA	Prep	3005A			594155	08/26/21 08:11	DMN	TAL BUF
Total/NA	Analysis	6010C		1	594375	08/26/21 18:51	LMH	TAL BUF
Total/NA	Prep	3005A			594155	08/26/21 08:11	DMN	TAL BUF
Total/NA	Analysis	6010C		5	594577	08/27/21 13:12	LMH	TAL BUF
Total/NA	Analysis	300.0		20	594044	08/25/21 21:27	IMZ	TAL BUF
Total/NA	Analysis	350.1		1	593993	08/25/21 08:57	CLT	TAL BUF
Total/NA	Analysis	353.2		1	593953	08/24/21 17:04	ALT	TAL BUF
Total/NA	Analysis	353.2		1	593954	08/24/21 17:04	ALT	TAL BUF
Total/NA	Analysis	9060A		1	594391	08/26/21 10:56	CLA	TAL BUF
Total/NA	Analysis	SM 2320B		1	594005	08/24/21 22:03	JPS	TAL BUF
Total/NA	Analysis	SM 4500 S2 F		1	594672	08/30/21 16:32	MJB	TAL BUF

Client Sample ID: MW-7-2-082321

Lab Sample ID: 480-188667-2

Date Collected: 08/23/21 12:45

Matrix: Water

Date Received: 08/23/21 17:08

Prep Type	Batch Type	Batch Method	Run	Dilution Factor	Batch Number	Prepared or Analyzed	Analyst	Lab
Total/NA	Analysis	8260C		1	594624	08/31/21 02:42	ATG	TAL BUF
Total/NA	Analysis	RSK-175		1	170804	08/30/21 18:18	MJZ	TAL BUR
Total/NA	Analysis	RSK-175		1	594286	08/27/21 00:41	DSC	TAL BUF
Total/NA	Prep	3005A			594155	08/26/21 08:11	DMN	TAL BUF
Total/NA	Analysis	6010C		1	594375	08/26/21 18:56	LMH	TAL BUF
Total/NA	Analysis	300.0		5	594044	08/25/21 21:45	IMZ	TAL BUF
Total/NA	Analysis	350.1		1	593993	08/25/21 08:58	CLT	TAL BUF
Total/NA	Analysis	353.2		1	593953	08/24/21 17:05	ALT	TAL BUF
Total/NA	Analysis	353.2		1	593954	08/24/21 17:05	ALT	TAL BUF
Total/NA	Analysis	9060A		1	594391	08/26/21 11:54	CLA	TAL BUF
Total/NA	Analysis	SM 2320B		1	594005	08/24/21 22:17	JPS	TAL BUF
Total/NA	Analysis	SM 4500 S2 F		1	594672	08/30/21 16:32	MJB	TAL BUF

Client Sample ID: MW-7-3-082321

Lab Sample ID: 480-188667-3

Date Collected: 08/23/21 10:45

Matrix: Water

Date Received: 08/23/21 17:08

Prep Type	Batch Type	Batch Method	Run	Dilution Factor	Batch Number	Prepared or Analyzed	Analyst	Lab
Total/NA	Analysis	8260C		2	594624	08/31/21 03:05	ATG	TAL BUF
Total/NA	Analysis	RSK-175		1	170804	08/30/21 18:27	MJZ	TAL BUR
Total/NA	Analysis	RSK-175		1	594495	08/29/21 22:12	DSC	TAL BUF

Lab Chronicle

Client: GHD Services Inc.
 Project/Site: 058507, GM Lockport SSOW 256043

Job ID: 480-188667-1
 SDG: BCP

Client Sample ID: MW-7-3-082321
Date Collected: 08/23/21 10:45
Date Received: 08/23/21 17:08

Lab Sample ID: 480-188667-3
Matrix: Water

Prep Type	Batch Type	Batch Method	Run	Dilution Factor	Batch Number	Prepared or Analyzed	Analyst	Lab
Total/NA	Prep	3005A			594155	08/26/21 08:11	DMN	TAL BUF
Total/NA	Analysis	6010C		1	594375	08/26/21 18:59	LMH	TAL BUF
Total/NA	Prep	3005A			594155	08/26/21 08:11	DMN	TAL BUF
Total/NA	Analysis	6010C		10	594577	08/27/21 13:16	LMH	TAL BUF
Total/NA	Analysis	300.0		100	594044	08/25/21 22:03	IMZ	TAL BUF
Total/NA	Analysis	350.1		1	593993	08/25/21 08:59	CLT	TAL BUF
Total/NA	Analysis	353.2		1	593953	08/24/21 17:06	ALT	TAL BUF
Total/NA	Analysis	353.2		1	593954	08/24/21 17:06	ALT	TAL BUF
Total/NA	Analysis	9060A		1	594391	08/26/21 12:53	CLA	TAL BUF
Total/NA	Analysis	SM 2320B		1	594005	08/24/21 22:24	JPS	TAL BUF
Total/NA	Analysis	SM 4500 S2 F		1	594672	08/30/21 16:32	MJB	TAL BUF

Client Sample ID: MW-7-5-082321
Date Collected: 08/23/21 15:35
Date Received: 08/23/21 17:08

Lab Sample ID: 480-188667-4
Matrix: Water

Prep Type	Batch Type	Batch Method	Run	Dilution Factor	Batch Number	Prepared or Analyzed	Analyst	Lab
Total/NA	Analysis	8260C		2	594624	08/31/21 03:28	ATG	TAL BUF
Total/NA	Analysis	8260C	DL	100	594724	08/31/21 14:33	ATG	TAL BUF
Total/NA	Analysis	RSK-175		1	170804	08/30/21 18:36	MJZ	TAL BUR
Total/NA	Analysis	RSK-175		1	594495	08/29/21 23:46	DSC	TAL BUF
Total/NA	Analysis	RSK-175		1	594647	08/30/21 17:19	DSC	TAL BUF
Total/NA	Prep	3005A			594155	08/26/21 08:11	DMN	TAL BUF
Total/NA	Analysis	6010C		1	594375	08/26/21 19:04	LMH	TAL BUF
Total/NA	Prep	3005A			594155	08/26/21 08:11	DMN	TAL BUF
Total/NA	Analysis	6010C		10	594577	08/27/21 13:19	LMH	TAL BUF
Total/NA	Analysis	300.0		50	594044	08/25/21 22:21	IMZ	TAL BUF
Total/NA	Analysis	350.1		1	593993	08/25/21 09:02	CLT	TAL BUF
Total/NA	Analysis	353.2		1	593953	08/24/21 17:44	ALT	TAL BUF
Total/NA	Analysis	353.2		1	593944	08/24/21 17:44	ALT	TAL BUF
Total/NA	Analysis	9060A		1	594391	08/26/21 13:22	CLA	TAL BUF
Total/NA	Analysis	SM 2320B		1	594005	08/24/21 22:32	JPS	TAL BUF
Total/NA	Analysis	SM 4500 S2 F		1	594672	08/30/21 16:32	MJB	TAL BUF

Client Sample ID: Trip Blank-082321
Date Collected: 08/23/21 00:00
Date Received: 08/23/21 17:08

Lab Sample ID: 480-188667-5
Matrix: Water

Prep Type	Batch Type	Batch Method	Run	Dilution Factor	Batch Number	Prepared or Analyzed	Analyst	Lab
Total/NA	Analysis	8260C		1	594624	08/31/21 03:52	ATG	TAL BUF

Lab Chronicle

Client: GHD Services Inc.
Project/Site: 058507, GM Lockport SSOW 256043

Job ID: 480-188667-1
SDG: BCP

Client Sample ID: MW-6-1-082421

Lab Sample ID: 480-188676-1

Date Collected: 08/24/21 10:50

Matrix: Water

Date Received: 08/24/21 14:08

Prep Type	Batch Type	Batch Method	Run	Dilution Factor	Batch Number	Prepared or Analyzed	Analyst	Lab
Total/NA	Analysis	8260C		1	594624	08/31/21 04:15	ATG	TAL BUF
Total/NA	Analysis	RSK-175		1	170804	08/30/21 15:40	MJZ	TAL BUR
Total/NA	Analysis	RSK-175		1	594495	08/30/21 00:05	DSC	TAL BUF
Total/NA	Analysis	RSK-175		1	594647	08/30/21 17:38	DSC	TAL BUF
Total/NA	Prep	3005A			593926	08/25/21 08:58	ADM	TAL BUF
Total/NA	Analysis	6010C		1	594218	08/25/21 19:44	AMH	TAL BUF
Total/NA	Analysis	300.0		10	594208	08/27/21 16:45	IMZ	TAL BUF
Total/NA	Analysis	350.1		1	593993	08/25/21 09:04	CLT	TAL BUF
Total/NA	Analysis	353.2		1	593953	08/24/21 17:45	ALT	TAL BUF
Total/NA	Analysis	353.2		1	593944	08/24/21 17:45	ALT	TAL BUF
Total/NA	Analysis	9060A		1	594391	08/26/21 13:50	CLA	TAL BUF
Total/NA	Analysis	SM 2320B		1	594005	08/24/21 21:08	JPS	TAL BUF
Total/NA	Analysis	SM 4500 S2 F		1	594830	08/31/21 12:49	MJB	TAL BUF

Client Sample ID: MW-6-2-082421

Lab Sample ID: 480-188676-2

Date Collected: 08/24/21 09:20

Matrix: Water

Date Received: 08/24/21 14:08

Prep Type	Batch Type	Batch Method	Run	Dilution Factor	Batch Number	Prepared or Analyzed	Analyst	Lab
Total/NA	Analysis	8260C		1	594624	08/31/21 04:38	ATG	TAL BUF
Total/NA	Analysis	RSK-175		1	170804	08/30/21 15:49	MJZ	TAL BUR
Total/NA	Analysis	RSK-175		1	594495	08/30/21 00:24	DSC	TAL BUF
Total/NA	Prep	3005A			593926	08/25/21 08:58	ADM	TAL BUF
Total/NA	Analysis	6010C		1	594218	08/25/21 19:48	AMH	TAL BUF
Total/NA	Analysis	300.0		10	594208	08/27/21 17:03	IMZ	TAL BUF
Total/NA	Analysis	350.1		1	593993	08/25/21 09:05	CLT	TAL BUF
Total/NA	Analysis	353.2		1	593953	08/24/21 17:14	ALT	TAL BUF
Total/NA	Analysis	353.2		1	593954	08/24/21 17:14	ALT	TAL BUF
Total/NA	Analysis	9060A		1	594391	08/26/21 14:20	CLA	TAL BUF
Total/NA	Analysis	SM 2320B		1	594005	08/24/21 21:16	JPS	TAL BUF
Total/NA	Analysis	SM 4500 S2 F		1	594830	08/31/21 12:49	MJB	TAL BUF

Client Sample ID: MW-7-6-082421

Lab Sample ID: 480-188676-3

Date Collected: 08/24/21 12:50

Matrix: Water

Date Received: 08/24/21 14:08

Prep Type	Batch Type	Batch Method	Run	Dilution Factor	Batch Number	Prepared or Analyzed	Analyst	Lab
Total/NA	Analysis	8260C		10	594624	08/31/21 05:01	ATG	TAL BUF
Total/NA	Analysis	RSK-175		1	170804	08/30/21 15:57	MJZ	TAL BUR
Total/NA	Analysis	RSK-175		1	594647	08/30/21 17:57	DSC	TAL BUF
Total/NA	Prep	3005A			593926	08/25/21 08:58	ADM	TAL BUF
Total/NA	Analysis	6010C		1	594218	08/25/21 20:03	AMH	TAL BUF

Eurofins TestAmerica, Buffalo

Lab Chronicle

Client: GHD Services Inc.
Project/Site: 058507, GM Lockport SSOW 256043

Job ID: 480-188667-1
SDG: BCP

Client Sample ID: MW-7-6-082421

Lab Sample ID: 480-188676-3

Date Collected: 08/24/21 12:50

Matrix: Water

Date Received: 08/24/21 14:08

Prep Type	Batch Type	Batch Method	Run	Dilution Factor	Batch Number	Prepared or Analyzed	Analyst	Lab
Total/NA	Prep	3005A			593926	08/25/21 08:58	ADM	TAL BUF
Total/NA	Analysis	6010C		10	594371	08/26/21 14:51	AMH	TAL BUF
Total/NA	Analysis	300.0		50	594208	08/27/21 17:21	IMZ	TAL BUF
Total/NA	Analysis	350.1		1	593993	08/25/21 09:06	CLT	TAL BUF
Total/NA	Analysis	353.2		1	593953	08/24/21 17:17	ALT	TAL BUF
Total/NA	Analysis	353.2		1	593954	08/24/21 17:17	ALT	TAL BUF
Total/NA	Analysis	9060A		1	594391	08/26/21 15:48	CLA	TAL BUF
Total/NA	Analysis	SM 2320B		1	594005	08/24/21 21:49	JPS	TAL BUF
Total/NA	Analysis	SM 4500 S2 F		1	594830	08/31/21 12:49	MJB	TAL BUF

Client Sample ID: TRIP BLANK-082421

Lab Sample ID: 480-188676-4

Date Collected: 08/24/21 00:00

Matrix: Water

Date Received: 08/24/21 14:08

Prep Type	Batch Type	Batch Method	Run	Dilution Factor	Batch Number	Prepared or Analyzed	Analyst	Lab
Total/NA	Analysis	8260C		1	594624	08/31/21 05:24	ATG	TAL BUF

Client Sample ID: MW-7-4-082521

Lab Sample ID: 480-188769-1

Date Collected: 08/25/21 13:10

Matrix: Water

Date Received: 08/25/21 15:14

Prep Type	Batch Type	Batch Method	Run	Dilution Factor	Batch Number	Prepared or Analyzed	Analyst	Lab
Total/NA	Analysis	8260C		1	594708	08/31/21 12:22	OMI	TAL BUF
Total/NA	Analysis	RSK-175		1	170804	08/30/21 16:33	MJZ	TAL BUR
Total/NA	Analysis	RSK-175		1	594821	08/31/21 21:38	DSC	TAL BUF
Total/NA	Prep	3005A			594523	08/30/21 08:09	ADM	TAL BUF
Total/NA	Analysis	6010C		1	594742	08/30/21 22:15	LMH	TAL BUF
Total/NA	Analysis	300.0		5	594924	09/01/21 22:51	IMZ	TAL BUF
Total/NA	Analysis	350.1		1	594254	08/26/21 11:50	CLT	TAL BUF
Total/NA	Analysis	353.2		1	594325	08/26/21 23:47	ALT	TAL BUF
Total/NA	Analysis	353.2		1	594326	08/26/21 23:47	ALT	TAL BUF
Total/NA	Analysis	9060A		1	595274	09/03/21 03:16	CLA	TAL BUF
Total/NA	Analysis	SM 2320B		1	594888	08/31/21 16:07	JPS	TAL BUF
Total/NA	Analysis	SM 4500 S2 F		1	594830	08/31/21 12:49	MJB	TAL BUF

Client Sample ID: MW-8-4-082521

Lab Sample ID: 480-188769-2

Date Collected: 08/25/21 11:13

Matrix: Water

Date Received: 08/25/21 15:14

Prep Type	Batch Type	Batch Method	Run	Dilution Factor	Batch Number	Prepared or Analyzed	Analyst	Lab
Total/NA	Analysis	8260C		1	594708	08/31/21 12:45	OMI	TAL BUF
Total/NA	Analysis	RSK-175		1	170804	08/30/21 16:41	MJZ	TAL BUR
Total/NA	Analysis	RSK-175		11	594821	08/31/21 21:57	DSC	TAL BUF

Eurofins TestAmerica, Buffalo

Lab Chronicle

Client: GHD Services Inc.
 Project/Site: 058507, GM Lockport SSOW 256043

Job ID: 480-188667-1
 SDG: BCP

Client Sample ID: MW-8-4-082521
Date Collected: 08/25/21 11:13
Date Received: 08/25/21 15:14

Lab Sample ID: 480-188769-2
Matrix: Water

Prep Type	Batch Type	Batch Method	Run	Dilution Factor	Batch Number	Prepared or Analyzed	Analyst	Lab
Total/NA	Prep	3005A			594523	08/30/21 08:09	ADM	TAL BUF
Total/NA	Analysis	6010C		1	594742	08/30/21 22:46	LMH	TAL BUF
Total/NA	Prep	3005A			594523	08/30/21 08:09	ADM	TAL BUF
Total/NA	Analysis	6010C		5	594837	08/31/21 14:06	LMH	TAL BUF
Total/NA	Analysis	300.0		50	594924	09/01/21 23:09	IMZ	TAL BUF
Total/NA	Analysis	350.1		1	594254	08/26/21 11:51	CLT	TAL BUF
Total/NA	Analysis	353.2		1	594326	08/26/21 22:40	ALT	TAL BUF
Total/NA	Analysis	353.2		1	594327	08/26/21 22:40	ALT	TAL BUF
Total/NA	Analysis	9060A		1	595274	09/03/21 03:47	CLA	TAL BUF
Total/NA	Analysis	SM 2320B		1	594888	08/31/21 16:14	JPS	TAL BUF
Total/NA	Analysis	SM 4500 S2 F		1	594830	08/31/21 12:49	MJB	TAL BUF

Client Sample ID: MW-7-C-2-082521
Date Collected: 08/25/21 08:40
Date Received: 08/25/21 15:14

Lab Sample ID: 480-188769-3
Matrix: Water

Prep Type	Batch Type	Batch Method	Run	Dilution Factor	Batch Number	Prepared or Analyzed	Analyst	Lab
Total/NA	Analysis	8260C		5	594708	08/31/21 13:08	OMI	TAL BUF
Total/NA	Analysis	RSK-175		1	170804	08/30/21 16:50	MJZ	TAL BUR
Total/NA	Analysis	RSK-175		1	594821	08/31/21 23:32	DSC	TAL BUF
Total/NA	Analysis	RSK-175	DL	11	595007	09/01/21 19:27	DSC	TAL BUF
Total/NA	Prep	3005A			594523	08/30/21 08:09	ADM	TAL BUF
Total/NA	Analysis	6010C		1	594742	08/30/21 22:50	LMH	TAL BUF
Total/NA	Analysis	300.0		5	594924	09/01/21 23:28	IMZ	TAL BUF
Total/NA	Analysis	350.1		1	594254	08/26/21 11:52	CLT	TAL BUF
Total/NA	Analysis	353.2		1	594326	08/26/21 22:46	ALT	TAL BUF
Total/NA	Analysis	353.2		1	594327	08/26/21 22:46	ALT	TAL BUF
Total/NA	Analysis	9060A		1	595274	09/03/21 04:15	CLA	TAL BUF
Total/NA	Analysis	SM 2320B		1	594888	08/31/21 16:21	JPS	TAL BUF
Total/NA	Analysis	SM 4500 S2 F		1	594830	08/31/21 12:49	MJB	TAL BUF

Client Sample ID: GW-DUPE-082521
Date Collected: 08/25/21 15:00
Date Received: 08/25/21 15:14

Lab Sample ID: 480-188769-4
Matrix: Water

Prep Type	Batch Type	Batch Method	Run	Dilution Factor	Batch Number	Prepared or Analyzed	Analyst	Lab
Total/NA	Analysis	8260C		1	594708	08/31/21 13:35	OMI	TAL BUF
Total/NA	Analysis	RSK-175		1	170804	08/30/21 16:59	MJZ	TAL BUR
Total/NA	Analysis	RSK-175		11	594821	08/31/21 23:51	DSC	TAL BUF
Total/NA	Prep	3005A			594523	08/30/21 08:09	ADM	TAL BUF
Total/NA	Analysis	6010C		1	594742	08/30/21 22:54	LMH	TAL BUF
Total/NA	Prep	3005A			594523	08/30/21 08:09	ADM	TAL BUF
Total/NA	Analysis	6010C		5	594837	08/31/21 14:10	LMH	TAL BUF

Eurofins TestAmerica, Buffalo

Lab Chronicle

Client: GHD Services Inc.
 Project/Site: 058507, GM Lockport SSOW 256043

Job ID: 480-188667-1
 SDG: BCP

Client Sample ID: GW-DUPE-082521

Lab Sample ID: 480-188769-4

Date Collected: 08/25/21 15:00

Matrix: Water

Date Received: 08/25/21 15:14

Prep Type	Batch Type	Batch Method	Run	Dilution Factor	Batch Number	Prepared or Analyzed	Analyst	Lab
Total/NA	Analysis	300.0		50	594924	09/01/21 23:46	IMZ	TAL BUF
Total/NA	Analysis	350.1		1	594254	08/26/21 11:53	CLT	TAL BUF
Total/NA	Analysis	353.2		1	594326	08/26/21 22:48	ALT	TAL BUF
Total/NA	Analysis	353.2		1	594327	08/26/21 22:48	ALT	TAL BUF
Total/NA	Analysis	9060A		1	595274	09/03/21 04:44	CLA	TAL BUF
Total/NA	Analysis	SM 2320B		1	594888	08/31/21 16:29	JPS	TAL BUF
Total/NA	Analysis	SM 4500 S2 F		1	594830	08/31/21 12:49	MJB	TAL BUF

Client Sample ID: MW-8-003-B-082621

Lab Sample ID: 480-188807-1

Date Collected: 08/26/21 10:25

Matrix: Water

Date Received: 08/26/21 14:20

Prep Type	Batch Type	Batch Method	Run	Dilution Factor	Batch Number	Prepared or Analyzed	Analyst	Lab
Total/NA	Analysis	8260C		50	594724	08/31/21 16:29	ATG	TAL BUF
Total/NA	Analysis	RSK-175		1	170804	08/30/21 15:31	MJZ	TAL BUR
Total/NA	Analysis	RSK-175		1	594821	08/31/21 16:36	DSC	TAL BUF
Total/NA	Prep	3005A			594308	08/27/21 09:10	ADM	TAL BUF
Total/NA	Analysis	6010C		1	594584	08/27/21 18:11	LMH	TAL BUF
Total/NA	Prep	3005A			594308	08/27/21 09:10	ADM	TAL BUF
Total/NA	Analysis	6010C		5	594738	08/30/21 14:20	LMH	TAL BUF
Total/NA	Analysis	300.0		50	594945	09/01/21 16:18	IMZ	TAL BUF
Total/NA	Analysis	350.1		1	594532	08/30/21 07:27	CLT	TAL BUF
Total/NA	Analysis	353.2		1	594325	08/27/21 00:01	ALT	TAL BUF
Total/NA	Analysis	353.2		1	594326	08/27/21 00:01	ALT	TAL BUF
Total/NA	Analysis	9060A		1	595274	09/03/21 01:21	CLA	TAL BUF
Total/NA	Analysis	SM 2320B		1	594888	08/31/21 11:44	JPS	TAL BUF
Total/NA	Analysis	SM 4500 S2 F		1	594830	08/31/21 12:49	MJB	TAL BUF

Client Sample ID: MW-6-F-8-082621

Lab Sample ID: 480-188807-2

Date Collected: 08/26/21 12:45

Matrix: Water

Date Received: 08/26/21 14:20

Prep Type	Batch Type	Batch Method	Run	Dilution Factor	Batch Number	Prepared or Analyzed	Analyst	Lab
Total/NA	Analysis	8260C		2	594624	08/31/21 09:38	ATG	TAL BUF
Total/NA	Analysis	RSK-175		1	595007	09/01/21 19:46	DSC	TAL BUF
Total/NA	Prep	3005A			594308	08/27/21 09:10	ADM	TAL BUF
Total/NA	Analysis	6010C		1	594584	08/27/21 18:42	LMH	TAL BUF
Total/NA	Prep	3005A			594308	08/27/21 09:10	ADM	TAL BUF
Total/NA	Analysis	6010C		2	594738	08/30/21 14:39	LMH	TAL BUF
Total/NA	Analysis	300.0		20	594945	09/01/21 16:37	IMZ	TAL BUF
Total/NA	Analysis	350.1		1	594532	08/30/21 07:29	CLT	TAL BUF
Total/NA	Analysis	353.2		1	594325	08/27/21 00:02	ALT	TAL BUF

Lab Chronicle

Client: GHD Services Inc.
 Project/Site: 058507, GM Lockport SSOW 256043

Job ID: 480-188667-1
 SDG: BCP

Client Sample ID: MW-6-F-8-082621

Lab Sample ID: 480-188807-2

Date Collected: 08/26/21 12:45

Matrix: Water

Date Received: 08/26/21 14:20

Prep Type	Batch Type	Batch Method	Run	Dilution Factor	Batch Number	Prepared or Analyzed	Analyst	Lab
Total/NA	Analysis	353.2		1	594326	08/27/21 00:02	ALT	TAL BUF
Total/NA	Analysis	9060A		1	595274	09/03/21 02:48	CLA	TAL BUF
Total/NA	Analysis	SM 2320B		1	594888	08/31/21 11:59	JPS	TAL BUF
Total/NA	Analysis	SM 4500 S2 F		1	594830	08/31/21 12:49	MJB	TAL BUF

Client Sample ID: Trip Blank-082621

Lab Sample ID: 480-188807-3

Date Collected: 08/26/21 00:00

Matrix: Water

Date Received: 08/26/21 14:20

Prep Type	Batch Type	Batch Method	Run	Dilution Factor	Batch Number	Prepared or Analyzed	Analyst	Lab
Total/NA	Analysis	8260C		1	594624	08/31/21 10:02	ATG	TAL BUF

Client Sample ID: MW-7-7-082721

Lab Sample ID: 480-188868-1

Date Collected: 08/27/21 08:30

Matrix: Water

Date Received: 08/27/21 14:31

Prep Type	Batch Type	Batch Method	Run	Dilution Factor	Batch Number	Prepared or Analyzed	Analyst	Lab
Total/NA	Analysis	8260C		2000	595097	09/02/21 14:16	CRL	TAL BUF
Total/NA	Analysis	RSK-175		1	170873	08/31/21 17:22	MJZ	TAL BUR
Total/NA	Analysis	RSK-175		11	595007	09/01/21 22:17	DSC	TAL BUF
Total/NA	Prep	3005A			595035	09/02/21 11:21	ADM	TAL BUF
Total/NA	Analysis	6010C		1	595271	09/02/21 20:51	LMH	TAL BUF
Total/NA	Prep	3005A			595035	09/02/21 11:21	ADM	TAL BUF
Total/NA	Analysis	6010C		2	595399	09/03/21 16:49	LMH	TAL BUF
Total/NA	Analysis	300.0		50	594983	09/02/21 11:55	IMZ	TAL BUF
Total/NA	Analysis	350.1		2	594532	08/30/21 08:56	CLT	TAL BUF
Total/NA	Analysis	353.2		1	594484	08/28/21 20:25	CSS	TAL BUF
Total/NA	Analysis	353.2		1	594485	08/28/21 20:25	CSS	TAL BUF
Total/NA	Analysis	9060A		1	595704	09/08/21 20:33	CLA	TAL BUF
Total/NA	Analysis	SM 2320B		1	594888	08/31/21 14:44	JPS	TAL BUF
Total/NA	Analysis	SM 4500 S2 F		1	594830	08/31/21 12:49	MJB	TAL BUF

Client Sample ID: MW-7-A-6-082721

Lab Sample ID: 480-188868-2

Date Collected: 08/27/21 09:45

Matrix: Water

Date Received: 08/27/21 14:31

Prep Type	Batch Type	Batch Method	Run	Dilution Factor	Batch Number	Prepared or Analyzed	Analyst	Lab
Total/NA	Analysis	8260C		2000	595097	09/02/21 14:39	CRL	TAL BUF
Total/NA	Analysis	RSK-175		1	170873	08/31/21 17:31	MJZ	TAL BUR
Total/NA	Analysis	RSK-175		22	595007	09/01/21 22:36	DSC	TAL BUF
Total/NA	Prep	3005A			595035	09/02/21 11:21	ADM	TAL BUF
Total/NA	Analysis	6010C		1	595271	09/02/21 20:56	LMH	TAL BUF
Total/NA	Analysis	300.0		20	594983	09/02/21 12:14	IMZ	TAL BUF

Eurofins TestAmerica, Buffalo

Lab Chronicle

Client: GHD Services Inc.
 Project/Site: 058507, GM Lockport SSOW 256043

Job ID: 480-188667-1
 SDG: BCP

Client Sample ID: MW-7-A-6-082721
Date Collected: 08/27/21 09:45
Date Received: 08/27/21 14:31

Lab Sample ID: 480-188868-2
Matrix: Water

Prep Type	Batch Type	Batch Method	Run	Dilution Factor	Batch Number	Prepared or Analyzed	Analyst	Lab
Total/NA	Analysis	350.1		1	594532	08/30/21 08:21	CLT	TAL BUF
Total/NA	Analysis	353.2		1	594484	08/28/21 20:27	CSS	TAL BUF
Total/NA	Analysis	353.2		1	594482	08/28/21 21:13	CSS	TAL BUF
Total/NA	Analysis	9060A		1	595704	09/08/21 21:32	CLA	TAL BUF
Total/NA	Analysis	SM 2320B		1	594888	08/31/21 15:02	JPS	TAL BUF
Total/NA	Analysis	SM 4500 S2 F		1	594830	08/31/21 12:49	MJB	TAL BUF

Client Sample ID: MW-7-8-082721
Date Collected: 08/27/21 14:00
Date Received: 08/27/21 14:31

Lab Sample ID: 480-188868-3
Matrix: Water

Prep Type	Batch Type	Batch Method	Run	Dilution Factor	Batch Number	Prepared or Analyzed	Analyst	Lab
Total/NA	Analysis	8260C		10	595213	09/03/21 13:43	CRL	TAL BUF
Total/NA	Analysis	RSK-175		1	170873	08/31/21 17:40	MJZ	TAL BUR
Total/NA	Analysis	RSK-175		1	595158	09/03/21 02:04	DSC	TAL BUF
Total/NA	Prep	3005A			595035	09/02/21 11:21	ADM	TAL BUF
Total/NA	Analysis	6010C		1	595271	09/02/21 21:00	LMH	TAL BUF
Total/NA	Prep	3005A			595035	09/02/21 11:21	ADM	TAL BUF
Total/NA	Analysis	6010C		5	595399	09/03/21 16:53	LMH	TAL BUF
Total/NA	Analysis	300.0		50	594983	09/02/21 12:32	IMZ	TAL BUF
Total/NA	Analysis	350.1		1	594532	08/30/21 08:22	CLT	TAL BUF
Total/NA	Analysis	353.2		1	594484	08/28/21 20:29	CSS	TAL BUF
Total/NA	Analysis	353.2		1	594485	08/28/21 20:29	CSS	TAL BUF
Total/NA	Analysis	9060A		1	595704	09/08/21 22:01	CLA	TAL BUF
Total/NA	Analysis	SM 2320B		1	594888	08/31/21 15:18	JPS	TAL BUF
Total/NA	Analysis	SM 4500 S2 F		1	594830	08/31/21 12:49	MJB	TAL BUF

Client Sample ID: MW-6-F-8-082621
Date Collected: 08/27/21 10:45
Date Received: 08/27/21 14:31

Lab Sample ID: 480-188868-4
Matrix: Water

Prep Type	Batch Type	Batch Method	Run	Dilution Factor	Batch Number	Prepared or Analyzed	Analyst	Lab
Total/NA	Analysis	RSK-175		1	170873	08/31/21 17:49	MJZ	TAL BUR

Client Sample ID: MW-10-3-082721
Date Collected: 08/27/21 13:00
Date Received: 08/27/21 14:31

Lab Sample ID: 480-188868-5
Matrix: Water

Prep Type	Batch Type	Batch Method	Run	Dilution Factor	Batch Number	Prepared or Analyzed	Analyst	Lab
Total/NA	Analysis	8260C		1	595097	09/02/21 15:24	CRL	TAL BUF
Total/NA	Analysis	RSK-175		1	170873	08/31/21 17:57	MJZ	TAL BUR
Total/NA	Analysis	RSK-175		1	595007	09/01/21 23:13	DSC	TAL BUF

Lab Chronicle

Client: GHD Services Inc.
Project/Site: 058507, GM Lockport SSOW 256043

Job ID: 480-188667-1
SDG: BCP

Client Sample ID: MW-10-3-082721

Lab Sample ID: 480-188868-5

Date Collected: 08/27/21 13:00

Matrix: Water

Date Received: 08/27/21 14:31

Prep Type	Batch Type	Batch Method	Run	Dilution Factor	Batch Number	Prepared or Analyzed	Analyst	Lab
Total/NA	Prep	3005A			595035	09/02/21 11:21	ADM	TAL BUF
Total/NA	Analysis	6010C		1	595271	09/02/21 21:15	LMH	TAL BUF
Total/NA	Analysis	300.0		5	594983	09/02/21 12:51	IMZ	TAL BUF
Total/NA	Analysis	350.1		1	594532	08/30/21 08:22	CLT	TAL BUF
Total/NA	Analysis	353.2		1	594484	08/28/21 20:30	CSS	TAL BUF
Total/NA	Analysis	353.2		1	594482	08/28/21 21:11	CSS	TAL BUF
Total/NA	Analysis	9060A		1	595704	09/08/21 22:29	CLA	TAL BUF
Total/NA	Analysis	SM 2320B		1	594888	08/31/21 15:25	JPS	TAL BUF
Total/NA	Analysis	SM 4500 S2 F		1	594830	08/31/21 12:49	MJB	TAL BUF

Client Sample ID: TRIP BLANK-082721

Lab Sample ID: 480-188868-6

Date Collected: 08/27/21 00:00

Matrix: Water

Date Received: 08/27/21 14:31

Prep Type	Batch Type	Batch Method	Run	Dilution Factor	Batch Number	Prepared or Analyzed	Analyst	Lab
Total/NA	Analysis	8260C		1	595097	09/02/21 15:47	CRL	TAL BUF

Client Sample ID: MW-8-1-083021

Lab Sample ID: 480-188934-1

Date Collected: 08/30/21 11:00

Matrix: Water

Date Received: 08/30/21 15:50

Prep Type	Batch Type	Batch Method	Run	Dilution Factor	Batch Number	Prepared or Analyzed	Analyst	Lab
Total/NA	Analysis	8260C		1	595097	09/02/21 16:10	CRL	TAL BUF
Total/NA	Analysis	RSK-175		1	170998	09/03/21 14:41	MJZ	TAL BUR
Total/NA	Analysis	RSK-175		1	595007	09/01/21 23:32	DSC	TAL BUF
Total/NA	Prep	3005A			595035	09/02/21 11:21	ADM	TAL BUF
Total/NA	Analysis	6010C		1	595271	09/02/21 21:19	LMH	TAL BUF
Total/NA	Analysis	300.0		20	595063	09/03/21 09:49	IMZ	TAL BUF
Total/NA	Analysis	350.1		1	594870	08/31/21 12:53	CLT	TAL BUF
Total/NA	Analysis	353.2		1	594859	08/31/21 17:34	CSS	TAL BUF
Total/NA	Analysis	353.2		1	594949	08/31/21 17:34	CSS	TAL BUF
Total/NA	Analysis	9060A		1	595704	09/08/21 22:59	CLA	TAL BUF
Total/NA	Analysis	SM 2320B		1	594888	08/31/21 17:29	JPS	TAL BUF
Total/NA	Analysis	SM 4500 S2 F		1	594981	09/01/21 13:35	MJB	TAL BUF

Client Sample ID: MW-8-2-083021

Lab Sample ID: 480-188934-2

Date Collected: 08/30/21 12:40

Matrix: Water

Date Received: 08/30/21 15:50

Prep Type	Batch Type	Batch Method	Run	Dilution Factor	Batch Number	Prepared or Analyzed	Analyst	Lab
Total/NA	Analysis	8260C	DL	200	595213	09/03/21 19:12	CRL	TAL BUF
Total/NA	Analysis	8260C		40	595097	09/02/21 16:32	CRL	TAL BUF
Total/NA	Analysis	RSK-175		1	170998	09/03/21 14:50	MJZ	TAL BUR

Eurofins TestAmerica, Buffalo

Lab Chronicle

Client: GHD Services Inc.
Project/Site: 058507, GM Lockport SSOW 256043

Job ID: 480-188667-1
SDG: BCP

Client Sample ID: MW-8-2-083021

Lab Sample ID: 480-188934-2

Date Collected: 08/30/21 12:40

Matrix: Water

Date Received: 08/30/21 15:50

Prep Type	Batch Type	Batch Method	Run	Dilution Factor	Batch Number	Prepared or Analyzed	Analyst	Lab
Total/NA	Analysis	RSK-175		1	595007	09/01/21 23:51	DSC	TAL BUF
Total/NA	Prep	3005A			595035	09/02/21 11:21	ADM	TAL BUF
Total/NA	Analysis	6010C		1	595271	09/02/21 21:23	LMH	TAL BUF
Total/NA	Analysis	300.0		10	595063	09/03/21 10:08	IMZ	TAL BUF
Total/NA	Analysis	350.1		1	594870	08/31/21 12:54	CLT	TAL BUF
Total/NA	Analysis	353.2		1	594859	08/31/21 17:38	CSS	TAL BUF
Total/NA	Analysis	353.2		1	594949	08/31/21 17:38	CSS	TAL BUF
Total/NA	Analysis	9060A		1	595704	09/09/21 00:26	CLA	TAL BUF
Total/NA	Analysis	SM 2320B		1	594888	08/31/21 17:44	JPS	TAL BUF
Total/NA	Analysis	SM 4500 S2 F		1	594981	09/01/21 13:35	MJB	TAL BUF

Client Sample ID: TK-6-083021

Lab Sample ID: 480-188934-3

Date Collected: 08/30/21 14:40

Matrix: Water

Date Received: 08/30/21 15:50

Prep Type	Batch Type	Batch Method	Run	Dilution Factor	Batch Number	Prepared or Analyzed	Analyst	Lab
Total/NA	Analysis	8260C		1	595097	09/02/21 16:54	CRL	TAL BUF
Total/NA	Analysis	RSK-175		1	170998	09/03/21 14:59	MJZ	TAL BUR
Total/NA	Analysis	RSK-175		1	595007	09/02/21 00:10	DSC	TAL BUF
Total/NA	Prep	3005A			595035	09/02/21 11:21	ADM	TAL BUF
Total/NA	Analysis	6010C		1	595271	09/02/21 21:27	LMH	TAL BUF
Total/NA	Analysis	300.0		10	595063	09/03/21 10:26	IMZ	TAL BUF
Total/NA	Analysis	350.1		1	594870	08/31/21 12:54	CLT	TAL BUF
Total/NA	Analysis	353.2		1	594859	08/31/21 17:39	CSS	TAL BUF
Total/NA	Analysis	353.2		1	594860	08/31/21 18:34	CSS	TAL BUF
Total/NA	Analysis	9060A		1	595704	09/09/21 01:24	CLA	TAL BUF
Total/NA	Analysis	SM 2320B		1	594888	08/31/21 17:59	JPS	TAL BUF
Total/NA	Analysis	SM 4500 S2 F		1	594981	09/01/21 13:35	MJB	TAL BUF

Client Sample ID: TRIP BLANK-083021

Lab Sample ID: 480-188934-4

Date Collected: 08/30/21 00:00

Matrix: Water

Date Received: 08/30/21 15:50

Prep Type	Batch Type	Batch Method	Run	Dilution Factor	Batch Number	Prepared or Analyzed	Analyst	Lab
Total/NA	Analysis	8260C		1	595097	09/02/21 17:17	CRL	TAL BUF

Client Sample ID: MW-9-101-A-083121

Lab Sample ID: 480-188984-1

Date Collected: 08/31/21 12:40

Matrix: Water

Date Received: 08/31/21 16:19

Prep Type	Batch Type	Batch Method	Run	Dilution Factor	Batch Number	Prepared or Analyzed	Analyst	Lab
Total/NA	Analysis	8260C		4	595097	09/02/21 17:40	CRL	TAL BUF

Lab Chronicle

Client: GHD Services Inc.
 Project/Site: 058507, GM Lockport SSOW 256043

Job ID: 480-188667-1
 SDG: BCP

Client Sample ID: MW-9-101-A-083121
Date Collected: 08/31/21 12:40
Date Received: 08/31/21 16:19

Lab Sample ID: 480-188984-1
Matrix: Water

Prep Type	Batch Type	Batch Method	Run	Dilution Factor	Batch Number	Prepared or Analyzed	Analyst	Lab
Total/NA	Prep	3510C			594992	09/01/21 15:36	CMC	TAL BUF
Total/NA	Analysis	8270D		1	595059	09/02/21 20:10	JMM	TAL BUF
Total/NA	Analysis	RSK-175		1	171044	09/07/21 15:20	A1H	TAL BUR
Total/NA	Analysis	RSK-175		1	595616	09/08/21 17:12	DSC	TAL BUF
Total/NA	Prep	3005A			595035	09/02/21 11:21	ADM	TAL BUF
Total/NA	Analysis	6010C		1	595271	09/02/21 21:31	LMH	TAL BUF
Total/NA	Prep	3005A			595035	09/02/21 11:21	ADM	TAL BUF
Total/NA	Analysis	6010C		5	595399	09/03/21 16:57	LMH	TAL BUF
Total/NA	Analysis	300.0		50	595246	09/03/21 21:51	IMZ	TAL BUF
Total/NA	Analysis	350.1		1	595566	09/08/21 10:51	CLT	TAL BUF
Total/NA	Analysis	353.2		1	595017	09/01/21 19:46	ALT	TAL BUF
Total/NA	Analysis	353.2		1	595020	09/01/21 19:46	ALT	TAL BUF
Total/NA	Analysis	9060A		1	595732	09/09/21 00:39	CLA	TAL BUF
Total/NA	Analysis	SM 2320B		1	595207	09/02/21 16:33	JPS	TAL BUF
Total/NA	Analysis	SM 4500 S2 F		1	594981	09/01/21 13:35	MJB	TAL BUF

Client Sample ID: MW-9-12-083121
Date Collected: 08/31/21 10:00
Date Received: 08/31/21 16:19

Lab Sample ID: 480-188984-2
Matrix: Water

Prep Type	Batch Type	Batch Method	Run	Dilution Factor	Batch Number	Prepared or Analyzed	Analyst	Lab
Total/NA	Analysis	8260C		1	595097	09/02/21 18:03	CRL	TAL BUF
Total/NA	Prep	3510C			594992	09/01/21 15:36	CMC	TAL BUF
Total/NA	Analysis	8270D		1	595059	09/02/21 21:04	JMM	TAL BUF
Total/NA	Analysis	RSK-175		1	171044	09/07/21 15:46	A1H	TAL BUR
Total/NA	Analysis	RSK-175		1	595616	09/08/21 20:21	DSC	TAL BUF
Total/NA	Prep	3005A			595035	09/02/21 11:21	ADM	TAL BUF
Total/NA	Analysis	6010C		1	595271	09/02/21 22:02	LMH	TAL BUF
Total/NA	Analysis	300.0		10	595246	09/04/21 00:38	IMZ	TAL BUF
Total/NA	Analysis	350.1		1	595566	09/08/21 10:54	CLT	TAL BUF
Total/NA	Analysis	353.2		1	595017	09/01/21 19:51	ALT	TAL BUF
Total/NA	Analysis	353.2		1	595020	09/01/21 19:51	ALT	TAL BUF
Total/NA	Analysis	9060A		1	595732	09/09/21 02:48	CLA	TAL BUF
Total/NA	Analysis	SM 2320B		1	595207	09/02/21 16:55	JPS	TAL BUF
Total/NA	Analysis	SM 4500 S2 F		1	594981	09/01/21 13:35	MJB	TAL BUF

Client Sample ID: MW-8-3-083121
Date Collected: 08/31/21 14:35
Date Received: 08/31/21 16:19

Lab Sample ID: 480-188984-3
Matrix: Water

Prep Type	Batch Type	Batch Method	Run	Dilution Factor	Batch Number	Prepared or Analyzed	Analyst	Lab
Total/NA	Analysis	8260C		2	595097	09/02/21 18:26	CRL	TAL BUF
Total/NA	Analysis	RSK-175		1	171044	09/07/21 15:55	A1H	TAL BUR

Eurofins TestAmerica, Buffalo

Lab Chronicle

Client: GHD Services Inc.
Project/Site: 058507, GM Lockport SSOW 256043

Job ID: 480-188667-1
SDG: BCP

Client Sample ID: MW-8-3-083121

Lab Sample ID: 480-188984-3

Date Collected: 08/31/21 14:35

Matrix: Water

Date Received: 08/31/21 16:19

Prep Type	Batch Type	Batch Method	Run	Dilution Factor	Batch Number	Prepared or Analyzed	Analyst	Lab
Total/NA	Analysis	RSK-175		1	595616	09/08/21 20:40	DSC	TAL BUF
Total/NA	Prep	3005A			595035	09/02/21 11:21	ADM	TAL BUF
Total/NA	Analysis	6010C		1	595271	09/02/21 22:06	LMH	TAL BUF
Total/NA	Analysis	300.0		20	595246	09/04/21 01:52	IMZ	TAL BUF
Total/NA	Analysis	350.1		5	595566	09/08/21 11:46	CLT	TAL BUF
Total/NA	Analysis	353.2		1	595017	09/01/21 19:52	ALT	TAL BUF
Total/NA	Analysis	353.2		1	595020	09/01/21 19:52	ALT	TAL BUF
Total/NA	Analysis	9060A		1	595732	09/09/21 03:20	CLA	TAL BUF
Total/NA	Analysis	SM 2320B		1	595207	09/02/21 17:03	JPS	TAL BUF
Total/NA	Analysis	SM 4500 S2 F		1	594981	09/01/21 13:35	MJB	TAL BUF

Client Sample ID: TRIP BLANK-083121

Lab Sample ID: 480-188984-4

Date Collected: 08/31/21 00:00

Matrix: Water

Date Received: 08/31/21 16:19

Prep Type	Batch Type	Batch Method	Run	Dilution Factor	Batch Number	Prepared or Analyzed	Analyst	Lab
Total/NA	Analysis	8260C		1	595097	09/02/21 18:49	CRL	TAL BUF

Client Sample ID: GW-DUPE-090121

Lab Sample ID: 480-189039-1

Date Collected: 09/01/21 15:00

Matrix: Water

Date Received: 09/01/21 15:20

Prep Type	Batch Type	Batch Method	Run	Dilution Factor	Batch Number	Prepared or Analyzed	Analyst	Lab
Total/NA	Analysis	8260C		2	595097	09/02/21 19:11	CRL	TAL BUF
Total/NA	Analysis	RSK-175		1	171044	09/07/21 16:04	A1H	TAL BUR
Total/NA	Analysis	RSK-175		11	595158	09/02/21 22:55	DSC	TAL BUF
Total/NA	Prep	3005A			595374	09/08/21 10:00	ADM	TAL BUF
Total/NA	Analysis	6010C		1	595689	09/09/21 00:36	LMH	TAL BUF
Total/NA	Prep	3005A			595374	09/08/21 10:00	ADM	TAL BUF
Total/NA	Analysis	6010C		5	595872	09/09/21 15:10	LMH	TAL BUF
Total/NA	Analysis	300.0		20	595412	09/07/21 17:39	IMZ	TAL BUF
Total/NA	Analysis	350.1		1	595566	09/08/21 11:06	CLT	TAL BUF
Total/NA	Analysis	353.2		1	595194	09/02/21 19:17	ALT	TAL BUF
Total/NA	Analysis	353.2		1	595195	09/02/21 19:17	ALT	TAL BUF
Total/NA	Analysis	9060A		1	595704	09/09/21 02:23	CLA	TAL BUF
Total/NA	Analysis	SM 2320B		1	595207	09/02/21 20:46	JPS	TAL BUF
Total/NA	Analysis	SM 4500 S2 F		1	595622	09/08/21 15:45	MJB	TAL BUF

Lab Chronicle

Client: GHD Services Inc.
Project/Site: 058507, GM Lockport SSOW 256043

Job ID: 480-188667-1
SDG: BCP

Client Sample ID: MW-7-P-1-090121

Lab Sample ID: 480-189039-2

Date Collected: 09/01/21 09:00

Matrix: Water

Date Received: 09/01/21 15:20

Prep Type	Batch Type	Batch Method	Run	Dilution Factor	Batch Number	Prepared or Analyzed	Analyst	Lab
Total/NA	Analysis	8260C		1	595097	09/02/21 19:34	CRL	TAL BUF
Total/NA	Analysis	RSK-175		1	171044	09/07/21 16:13	A1H	TAL BUR
Total/NA	Analysis	RSK-175		11	595158	09/02/21 23:14	DSC	TAL BUF
Total/NA	Analysis	RSK-175	DL	88	595338	09/07/21 03:40	DSC	TAL BUF
Total/NA	Prep	3005A			595374	09/08/21 10:00	ADM	TAL BUF
Total/NA	Analysis	6010C		1	595689	09/09/21 00:39	LMH	TAL BUF
Total/NA	Analysis	300.0		50	595412	09/07/21 17:58	IMZ	TAL BUF
Total/NA	Analysis	350.1		200	595566	09/08/21 11:47	CLT	TAL BUF
Total/NA	Analysis	353.2		1	595193	09/02/21 20:15	ALT	TAL BUF
Total/NA	Analysis	353.2		1	595194	09/02/21 20:15	ALT	TAL BUF
Total/NA	Analysis	9060A		1	595704	09/09/21 02:52	CLA	TAL BUF
Total/NA	Analysis	SM 2320B		1	595207	09/02/21 20:54	JPS	TAL BUF
Total/NA	Analysis	SM 4500 S2 F		1	595622	09/08/21 15:45	MJB	TAL BUF

Client Sample ID: MW-10-2-090121

Lab Sample ID: 480-189039-3

Date Collected: 09/01/21 11:00

Matrix: Water

Date Received: 09/01/21 15:20

Prep Type	Batch Type	Batch Method	Run	Dilution Factor	Batch Number	Prepared or Analyzed	Analyst	Lab
Total/NA	Analysis	8260C		2	595213	09/03/21 19:58	CRL	TAL BUF
Total/NA	Analysis	RSK-175		1	171044	09/07/21 16:22	A1H	TAL BUR
Total/NA	Analysis	RSK-175		11	595158	09/02/21 23:33	DSC	TAL BUF
Total/NA	Prep	3005A			595374	09/08/21 10:00	ADM	TAL BUF
Total/NA	Analysis	6010C		1	595689	09/09/21 00:44	LMH	TAL BUF
Total/NA	Prep	3005A			595374	09/08/21 10:00	ADM	TAL BUF
Total/NA	Analysis	6010C		5	595872	09/09/21 15:14	LMH	TAL BUF
Total/NA	Analysis	300.0		20	595412	09/07/21 18:16	IMZ	TAL BUF
Total/NA	Analysis	350.1		1	595566	09/08/21 11:08	CLT	TAL BUF
Total/NA	Analysis	353.2		1	595194	09/02/21 19:19	ALT	TAL BUF
Total/NA	Analysis	353.2		1	595195	09/02/21 19:19	ALT	TAL BUF
Total/NA	Analysis	9060A		1	595704	09/09/21 03:22	CLA	TAL BUF
Total/NA	Analysis	SM 2320B		1	595207	09/02/21 21:00	JPS	TAL BUF
Total/NA	Analysis	SM 4500 S2 F		1	595622	09/08/21 15:45	MJB	TAL BUF

Client Sample ID: BLDG-10-MW-1-090121

Lab Sample ID: 480-189039-4

Date Collected: 09/01/21 13:00

Matrix: Water

Date Received: 09/01/21 15:20

Prep Type	Batch Type	Batch Method	Run	Dilution Factor	Batch Number	Prepared or Analyzed	Analyst	Lab
Total/NA	Analysis	8260C		2000	595097	09/02/21 20:19	CRL	TAL BUF
Total/NA	Analysis	RSK-175		1	171044	09/07/21 16:30	A1H	TAL BUR
Total/NA	Analysis	RSK-175		1	595338	09/07/21 03:59	DSC	TAL BUF

Eurofins TestAmerica, Buffalo

Lab Chronicle

Client: GHD Services Inc.
Project/Site: 058507, GM Lockport SSOW 256043

Job ID: 480-188667-1
SDG: BCP

Client Sample ID: BLDG-10-MW-1-090121

Lab Sample ID: 480-189039-4

Date Collected: 09/01/21 13:00

Matrix: Water

Date Received: 09/01/21 15:20

Prep Type	Batch Type	Batch Method	Run	Dilution Factor	Batch Number	Prepared or Analyzed	Analyst	Lab
Total/NA	Prep	3005A			595374	09/08/21 10:00	ADM	TAL BUF
Total/NA	Analysis	6010C		1	595689	09/09/21 00:47	LMH	TAL BUF
Total/NA	Analysis	300.0		10	595412	09/07/21 18:35	IMZ	TAL BUF
Total/NA	Analysis	350.1		1	595566	09/08/21 11:10	CLT	TAL BUF
Total/NA	Analysis	353.2		1	595194	09/02/21 19:25	ALT	TAL BUF
Total/NA	Analysis	353.2		1	595195	09/02/21 19:25	ALT	TAL BUF
Total/NA	Analysis	9060A		1	595704	09/09/21 03:50	CLA	TAL BUF
Total/NA	Analysis	SM 2320B		1	595207	09/02/21 21:08	JPS	TAL BUF
Total/NA	Analysis	SM 4500 S2 F		1	595622	09/08/21 15:45	MJB	TAL BUF

Client Sample ID: TRIP BLANK-090121

Lab Sample ID: 480-189039-5

Date Collected: 09/01/21 00:00

Matrix: Water

Date Received: 09/01/21 15:20

Prep Type	Batch Type	Batch Method	Run	Dilution Factor	Batch Number	Prepared or Analyzed	Analyst	Lab
Total/NA	Analysis	8260C		1	595097	09/02/21 20:42	CRL	TAL BUF

Laboratory References:

TAL BUF = Eurofins TestAmerica, Buffalo, 10 Hazelwood Drive, Amherst, NY 14228-2298, TEL (716)691-2600

TAL BUR = Eurofins TestAmerica, Burlington, 530 Community Drive, Suite 11, South Burlington, VT 05403, TEL (802)660-1990

Accreditation/Certification Summary

Client: GHD Services Inc.
Project/Site: 058507, GM Lockport SSOW 256043

Job ID: 480-188667-1
SDG: BCP

Laboratory: Eurofins TestAmerica, Buffalo

The accreditations/certifications listed below are applicable to this report.

Authority	Program	Identification Number	Expiration Date
New York	NELAP	10026	04-01-22

Laboratory: Eurofins TestAmerica, Burlington

All accreditations/certifications held by this laboratory are listed. Not all accreditations/certifications are applicable to this report.

Authority	Program	Identification Number	Expiration Date
ANAB	Dept. of Defense ELAP	L2336	02-25-23
Connecticut	State	PH-0751	09-30-21
DE Haz. Subst. Cleanup Act (HSCA)	State	N/A	05-17-22
Florida	NELAP	E87467	06-30-22
Minnesota	NELAP	050-999-436	12-31-21
New Hampshire	NELAP	2006	12-18-21
New Jersey	NELAP	VT972	06-30-22
New York	NELAP	10391	04-01-22
Pennsylvania	NELAP	68-00489	04-30-22
Rhode Island	State	LAO00298	12-30-21
US Fish & Wildlife	US Federal Programs	058448	07-31-22
USDA	US Federal Programs	P330-17-00272	10-30-23
Vermont	State	VT4000	02-10-22
Virginia	NELAP	460209	12-14-21
Wisconsin	State	399133350	08-31-22

Method Summary

Client: GHD Services Inc.
Project/Site: 058507, GM Lockport SSOW 256043

Job ID: 480-188667-1
SDG: BCP

Method	Method Description	Protocol	Laboratory
8260C	Volatile Organic Compounds by GC/MS	SW846	TAL BUF
8270D	Semivolatile Organic Compounds (GC/MS)	SW846	TAL BUF
RSK-175	Dissolved Gases (GC)	RSK	TAL BUF
RSK-175	Dissolved Gases (GC)	RSK	TAL BUR
6010C	Metals (ICP)	SW846	TAL BUF
300.0	Anions, Ion Chromatography	MCAWW	TAL BUF
350.1	Nitrogen, Ammonia	MCAWW	TAL BUF
353.2	Nitrate	EPA	TAL BUF
353.2	Nitrogen, Nitrite	MCAWW	TAL BUF
9060A	Organic Carbon, Total (TOC)	SW846	TAL BUF
SM 2320B	Alkalinity	SM	TAL BUF
SM 4500 S2 F	Sulfide, Total	SM	TAL BUF
3005A	Preparation, Total Metals	SW846	TAL BUF
3510C	Liquid-Liquid Extraction (Separatory Funnel)	SW846	TAL BUF
5030C	Purge and Trap	SW846	TAL BUF

Protocol References:

EPA = US Environmental Protection Agency

MCAWW = "Methods For Chemical Analysis Of Water And Wastes", EPA-600/4-79-020, March 1983 And Subsequent Revisions.

RSK = Sample Prep And Calculations For Dissolved Gas Analysis In Water Samples Using A GC Headspace Equilibration Technique, RSKSOP-175, Rev. 0, 8/11/94, USEPA Research Lab

SM = "Standard Methods For The Examination Of Water And Wastewater"

SW846 = "Test Methods For Evaluating Solid Waste, Physical/Chemical Methods", Third Edition, November 1986 And Its Updates.

Laboratory References:

TAL BUF = Eurofins TestAmerica, Buffalo, 10 Hazelwood Drive, Amherst, NY 14228-2298, TEL (716)691-2600

TAL BUR = Eurofins TestAmerica, Burlington, 530 Community Drive, Suite 11, South Burlington, VT 05403, TEL (802)660-1990

Sample Summary

Client: GHD Services Inc.
 Project/Site: 058507, GM Lockport SSOW 256043

Job ID: 480-188667-1
 SDG: BCP

Lab Sample ID	Client Sample ID	Matrix	Collected	Received
480-188667-1	MW-7-1R-082321	Water	08/23/21 09:00	08/23/21 17:08
480-188667-2	MW-7-2-082321	Water	08/23/21 12:45	08/23/21 17:08
480-188667-3	MW-7-3-082321	Water	08/23/21 10:45	08/23/21 17:08
480-188667-4	MW-7-5-082321	Water	08/23/21 15:35	08/23/21 17:08
480-188667-5	Trip Blank-082321	Water	08/23/21 00:00	08/23/21 17:08
480-188676-1	MW-6-1-082421	Water	08/24/21 10:50	08/24/21 14:08
480-188676-2	MW-6-2-082421	Water	08/24/21 09:20	08/24/21 14:08
480-188676-3	MW-7-6-082421	Water	08/24/21 12:50	08/24/21 14:08
480-188676-4	TRIP BLANK-082421	Water	08/24/21 00:00	08/24/21 14:08
480-188769-1	MW-7-4-082521	Water	08/25/21 13:10	08/25/21 15:14
480-188769-2	MW-8-4-082521	Water	08/25/21 11:13	08/25/21 15:14
480-188769-3	MW-7-C-2-082521	Water	08/25/21 08:40	08/25/21 15:14
480-188769-4	GW-DUPE-082521	Water	08/25/21 15:00	08/25/21 15:14
480-188807-1	MW-8-003-B-082621	Water	08/26/21 10:25	08/26/21 14:20
480-188807-2	MW-6-F-8-082621	Water	08/26/21 12:45	08/26/21 14:20
480-188807-3	Trip Blank-082621	Water	08/26/21 00:00	08/26/21 14:20
480-188868-1	MW-7-7-082721	Water	08/27/21 08:30	08/27/21 14:31
480-188868-2	MW-7-A-6-082721	Water	08/27/21 09:45	08/27/21 14:31
480-188868-3	MW-7-8-082721	Water	08/27/21 14:00	08/27/21 14:31
480-188868-4	MW-6-F-8-082621	Water	08/27/21 10:45	08/27/21 14:31
480-188868-5	MW-10-3-082721	Water	08/27/21 13:00	08/27/21 14:31
480-188868-6	TRIP BLANK-082721	Water	08/27/21 00:00	08/27/21 14:31
480-188934-1	MW-8-1-083021	Water	08/30/21 11:00	08/30/21 15:50
480-188934-2	MW-8-2-083021	Water	08/30/21 12:40	08/30/21 15:50
480-188934-3	TK-6-083021	Water	08/30/21 14:40	08/30/21 15:50
480-188934-4	TRIP BLANK-083021	Water	08/30/21 00:00	08/30/21 15:50
480-188984-1	MW-9-101-A-083121	Water	08/31/21 12:40	08/31/21 16:19
480-188984-2	MW-9-12-083121	Water	08/31/21 10:00	08/31/21 16:19
480-188984-3	MW-8-3-083121	Water	08/31/21 14:35	08/31/21 16:19
480-188984-4	TRIP BLANK-083121	Water	08/31/21 00:00	08/31/21 16:19
480-189039-1	GW-DUPE-090121	Water	09/01/21 15:00	09/01/21 15:20
480-189039-2	MW-7-P-1-090121	Water	09/01/21 09:00	09/01/21 15:20
480-189039-3	MW-10-2-090121	Water	09/01/21 11:00	09/01/21 15:20
480-189039-4	BLDG-10-MW-1-090121	Water	09/01/21 13:00	09/01/21 15:20
480-189039-5	TRIP BLANK-090121	Water	09/01/21 00:00	09/01/21 15:20

- 1
- 2
- 3
- 4
- 5
- 6
- 7
- 8
- 9
- 10
- 11
- 12
- 13
- 14
- 15

Chain of Custody Record

Client Information		Sampler: Morgan Brown		Lab PM: Heckler, Denise D		Carrier Tracking No(s)		COC No: 480-164113-32642.4																																	
Client Contact: Mr Tom Bohlen		Phone: 716 803 5717		E-Mail: Denise Heckler@Eurofinset.com		State of Origin:		Page: 1 of 1 1 of 1																																	
Company: GZA GeoEnvironmental, Inc		PWSID:		Analysis Requested						Job #:																															
Address: 300 Pearl St. Suite 700		Due Date Requested:		<table border="1"> <tr> <td>Field Filtered Sample (Yes or No)</td> <td>Perform MS/MSD (Yes or No)</td> <td>8260C - PCE, TCE, DCE (trans and cis) & VC</td> <td>VFA_IC - VFAs</td> <td>8270D - PAH Semivolatiles</td> <td>RSK_175_CO2 - Carbon dioxide</td> <td>300.0_28D - Anions (Chloride & Sulfate)</td> <td>350.1 - Ammonia</td> <td>6010C - Metals - Fe, Mn, Mg, K & Na</td> <td>RSK_175 - Methane, Ethane & Ethene</td> <td>9060A - TOC</td> <td>SM4500_S2_F - Sulfide</td> <td>353.2_353.2 - Nitrite, Nitrate</td> <td>2320B - Alkalinity</td> <td>Total Number of containers</td> </tr> <tr> <td></td> <td></td> <td></td> <td></td> <td></td> <td></td> <td></td> <td></td> <td></td> <td></td> <td></td> <td></td> <td></td> <td></td> <td></td> </tr> </table>						Field Filtered Sample (Yes or No)	Perform MS/MSD (Yes or No)	8260C - PCE, TCE, DCE (trans and cis) & VC	VFA_IC - VFAs	8270D - PAH Semivolatiles	RSK_175_CO2 - Carbon dioxide	300.0_28D - Anions (Chloride & Sulfate)	350.1 - Ammonia	6010C - Metals - Fe, Mn, Mg, K & Na	RSK_175 - Methane, Ethane & Ethene	9060A - TOC	SM4500_S2_F - Sulfide	353.2_353.2 - Nitrite, Nitrate	2320B - Alkalinity	Total Number of containers																Preservation Codes: A - HCL	
Field Filtered Sample (Yes or No)	Perform MS/MSD (Yes or No)	8260C - PCE, TCE, DCE (trans and cis) & VC	VFA_IC - VFAs							8270D - PAH Semivolatiles	RSK_175_CO2 - Carbon dioxide	300.0_28D - Anions (Chloride & Sulfate)	350.1 - Ammonia	6010C - Metals - Fe, Mn, Mg, K & Na	RSK_175 - Methane, Ethane & Ethene	9060A - TOC	SM4500_S2_F - Sulfide	353.2_353.2 - Nitrite, Nitrate	2320B - Alkalinity	Total Number of containers																					
City: Buffalo		TAT Requested (days): STD								Compliance Project: <input type="checkbox"/> Yes <input type="checkbox"/> No		Barcode: 480-188676 Chain of Custody hydrate		Other: L - EDA Z - other (specify)																											
State, Zip: NY, 14202		PO #: Purchase Order Requested								WO #: 256041		Project #: 48004014		SSOW#:																											
Email: thomas.bohlen@gza.com		Project Name: 058507, GM Lockport SSOW 256041		Site:																																					
Sample Identification		Sample Date		Sample Time		Sample Type (C=comp, G=grab)		Matrix (W=water, S=solid, O=waste/oil, BT=Tissue, A=Air)		Special Instructions/Note:																															
MW-6-1-082421		8-24-21		1050		G		Water		See D. Hecker for reporting																															
MW-6-2-082421		8-24-21		0920		G		Water																																	
MW-7-6-082421		8-24-21		1250		G		Water																																	
Trip Blank		-		-		-		Water																																	
								Water																																	
								Water																																	
								Water																																	
								Water																																	
								Water																																	
								Water																																	
								Water																																	
Possible Hazard Identification		<input type="checkbox"/> Non-Hazard <input type="checkbox"/> Flammable <input type="checkbox"/> Skin Irritant <input type="checkbox"/> Poison B <input type="checkbox"/> Unknown <input type="checkbox"/> Radiological		Sample Disposal (A fee may be assessed if samples are retained longer than 1 month)																																					
Deliverable Requested: I, II, III, IV, Other (specify)				<input type="checkbox"/> Return To Client <input type="checkbox"/> Disposal By Lab <input type="checkbox"/> Archive For _____ Months																																					
Empty Kit Relinquished by:		Date:		Time:		Method of Shipment:																																			
Relinquished by: <i>Morgan Brown</i>		Date/Time: 8-24-21 1408		Company: GZA		Received by: <i>Chuck Koulikoff</i>		Date/Time: 8/24/21 1408		Company: TA																															
Relinquished by:		Date/Time:		Company:		Received by:		Date/Time:		Company:																															
Relinquished by:		Date/Time:		Company:		Received by:		Date/Time:		Company:																															
Custody Seals Intact: <input type="checkbox"/> Yes <input type="checkbox"/> No		Custody Seal No.:		Cooler Temperature(s) °C and Other Remarks: #13.2																																					





Environment Testing
TestAmerica

PAID # 159469-134 RTZ: EXP 04/22

ORIGIN ID:DKKA (716) 691-2600
SAMPLE RECEIPT
EUROFINS TESTAMERICA BUFFALO
10 HAZELWOOD DR


SHIP DATE: 24AUG21
ACTWGT: 41.62 LB
CAD: 848654/CAFE3409
DIMS: 26x15x14 IN

AMHERST, NY 14228
UNITED STATES US

BILL SENDER

TO **SAMPLE MGT.**
TA BURLINGTON
530 COMMUNITY DRIVE
SUITE 11
SOUTH BURLINGTON VT 05403
(802) 823-1028
REF: TA SOUTH BURLINGTON

56DC17A0E37050E



FedEx
Express




2201120121201201

ERK# 1888-3864 9357
0201

WED - 25 AUG 10:30A
PRIORITY OVERNIGHT

NL BTVA

05403
VT - US BTV



Eurofins TestAmerica, Buffalo

10 Hazelwood Drive
 Amherst, NY 14228-2298
 Phone: 716-691-2600 Fax: 716-691-7991

Chain of Custody Record



480-188769 Chain of Custody

Eurofins
 Environment Testing
 America

Client Information (Sub Contract Lab)		Sampler:		Lab PM:		480-188769 Chain of Custody		12.1	
Client Contact: Shipping/Receiving		Phone:		Heckler, Denise D		E-Mail: Denise.Heckler@Eurofinset.com		New York	
Company: TestAmerica Laboratories, Inc.		Due Date Requested: 9/8/2021		Accreditations Required (See note): NELAP - New York		Job #: 480-188769-1		Page 1 of 1	
Address: 530 Community Drive, Suite 11, City: South Burlington State, Zip: VT, 05403		TAT Requested (days):		Analysis Requested		Preservation Codes:			
Phone: 802-660-1990(Tel) 802-660-1919(Fax)		PO #:		Field Filtered Sample (Yes or No)		A - HCL B - NaOH C - Zn Acetate D - Nitric Acid E - NaHSO4 F - MeOH G - Amchlor H - Ascorbic Acid I - Ice J - DI Water K - EDTA L - EDA		M - Hexane N - None O - AsNaO2 P - Na2O4S Q - Na2SO3 R - Na2S2O3 S - H2SO4 T - TSP Dodecahydrate U - Acetone V - MCAA W - pH 4-5 Z - other (specify)	
Email:		WO #:		Perform MS/MSD (Yes or No)		Total Number of Containers		Other:	
Project Name: 058507, GM Lockport SSOW 256043		Project #: 48004014		RSK_175_CO2 Carbon dioxide					
Site:		SSOW#:							
Sample Identification - Client ID (Lab ID)		Sample Date		Sample Time		Sample Type (C=Comp, G=grab)		Matrix (W=water, S=solid, O=waste/oil, BT=Tissue, A=Air)	
								Special Instructions/Note:	
MW-7-4-082521 (480-188769-1)		8/25/21		13:10 Eastern		Water			
MW-8-4-082521 (480-188769-2)		8/25/21		11:13 Eastern		Water			
MW-7-C-2-082521 (480-188769-3)		8/25/21		08:40 Eastern		Water			
GW-DUPE-082521 (480-188769-4)		8/25/21		15:00 Eastern		Water			
<p>Note: Since laboratory accreditations are subject to change, Eurofins TestAmerica places the ownership of method, analyte & accreditation compliance upon out subcontract laboratories. This sample shipment is forwarded under chain-of-custody. If the laboratory does not currently maintain accreditation in the State of Origin listed above for analysis/tests/matrix being analyzed, the samples must be shipped back to the Eurofins TestAmerica laboratory or other instructions will be provided. Any changes to accreditation status should be brought to Eurofins TestAmerica attention immediately. If all requested accreditations are current to date, return the signed Chain of Custody attesting to said compliance to Eurofins TestAmerica.</p>									
Possible Hazard Identification					Sample Disposal (A fee may be assessed if samples are retained longer than 1 month)				
Unconfirmed					<input type="checkbox"/> Return To Client <input type="checkbox"/> Disposal By Lab <input type="checkbox"/> Archive For _____ Months				
Deliverable Requested: i, II, III, IV, Other (specify)			Primary Deliverable Rank: 2		Special Instructions/QC Requirements:				
Empty Kit Relinquished by:		Date:		Time:		Method of Shipment:			
Relinquished by: <i>Am. Howl</i>		Date/Time: <i>8/26/21 17:00</i>		Company: <i>TA</i>		Received by: <i>M. Hall</i>		Date/Time: <i>8/27/21 10:45</i>	
Relinquished by:		Date/Time:		Company:		Received by:		Date/Time:	
Relinquished by:		Date/Time:		Company:		Received by:		Date/Time:	
Custody Seals Intact: Δ Yes Δ No		Custody Seal No.:		Cooler Temperature(s) °C and Other Remarks:					

Page 131 of 158

9/12/2021



Do Not Lift Heavy This Tag



Environment Testing
TestAmerica

RT 916
FZ 915
10:30
A
9585
08/27


Print # 159495-404 RTT2EXP 04/22

ORIGIN ID:DKKA (716) 691-26
SAMPLE RECEIPT
EUROFINS TESTAMERICA BUFFALO
10 HAZELWOOD DR
AMHERST, NY 14228
UNITED STATES US

ACTWTG: 26.44 LB
CAD: B46654/CAFE3409
DIMS: 22x14x11 IN
BILL SENDER

TO **SAMPLE MGT.**
TA BURLINGTON
530 COMMUNITY DRIVE
SUITE 11
SOUTH BURLINGTON VT 05403
(802) 923-1026
REF: TA BURLINGTON

5601/0003/0502



TRK# 1888 3864 9585
0201

FRI - 27 AUG 10:30A
PRIORITY OVERNIGHT

NL BTVA


05403
VT-US BTV



Eurofins TestAmerica, Buffalo

10 Hazelwood Drive
Amherst, NY 14228-2298
Phone: 716-691-2600 Fax: 716-691-7991

Chain of Custody Record



480-188868 Chain of Custody



Environment Testing
America

Client Information (Sub Contract Lab)		Sampler:		Lab PM:		COC No:	
Client Contact: Shipping/Receiving		Phone:		Heckler, Denise D		480-66213.1	
Company: TestAmerica Laboratories, Inc.		E-Mail:		Denise.Heckler@Eurofinset.com		Page: Page 1 of 1	
Address: 530 Community Drive, Suite 11, City: South Burlington State, Zip: VT, 05403 Phone: 802-660-1990(Tel) 802-660-1919(Fax) Email:		Due Date Requested: 9/6/2021		Accreditations Required (See note): NELAP - New York		Job #: 480-188667-1	
Project Name: 058507, GM Lockport SSOW 256043		TAT Requested (days):		Analysis Requested		Preservation Codes:	
Site:		PO #:		Field Filtered Sample (Yes or No)		A - HCL M - Hexane B - NaOH N - None C - Zn Acetate O - AsNaO2 D - Nitric Acid P - Na2O4S E - NaHSO4 Q - Na2SO3 F - MeOH R - Na2S2O3 G - Amchlor S - H2SO4 H - Ascorbic Acid T - TSP Dodecahydrate I - Ice U - Acetone J - DI Water V - MCAA K - EDTA W - pH 4-5 L - EDA Z - other (specify)	
Project #: 48004014		WO #:		Perform MS/MSD (Yes or No)		Other:	
SSOW#:		RSK_175_CO2 Carbon dioxide		Total Number of Containers			
Sample Identification - Client ID (Lab ID)		Sample Date		Sample Time		Sample Type (C=Comp, G=grab)	
						Matrix (W=water, S=solid, O=waste/IL, BT=Tissue, A=Air)	
						Preservation Code	
MW-7-7-082721 (480-188868-1)		8/27/21		08:30 Eastern		Water	
MW-7-A-6-082721 (480-188868-2)		8/27/21		09:45 Eastern		Water	
MW-7-8-082721 (480-188868-3)		8/27/21		14:00 Eastern		Water	
MW-6-F-8-082621 (480-188868-4)		8/27/21		10:45 Eastern		Water	
MW-10-3-082721 (480-188868-5)		8/27/21		13:00 Eastern		Water	
<p>Note: Since laboratory accreditations are subject to change, Eurofins TestAmerica places the ownership of method, analyte & accreditation compliance upon our subcontract laboratories. This sample shipment is forwarded under chain-of-custody. If the laboratory does not currently maintain accreditation in the State of Origin listed above for analysis/tests/matrix being analyzed, the samples must be shipped back to the Eurofins TestAmerica laboratory or other instructions will be provided. Any changes to accreditation status should be brought to Eurofins TestAmerica attention immediately. If all requested accreditations are current to date, return the signed Chain of Custody attesting to said compliance to Eurofins TestAmerica.</p>							
Possible Hazard Identification				Sample Disposal (A fee may be assessed if samples are retained longer than 1 month)			
Unconfirmed				<input type="checkbox"/> Return To Client <input type="checkbox"/> Disposal By Lab <input type="checkbox"/> Archive For _____ Months			
Deliverable Requested: I, II, III, IV, Other (specify)		Primary Deliverable Rank: 2		Special Instructions/QC Requirements:			
Empty Kit Relinquished by:		Date:		Time:		Method of Shipment:	
Relinquished by: <i>Andrew L...</i>		Date/Time: 8/30/21 17:04		Company: TA		Received by: <i>W...</i>	
Relinquished by:		Date/Time:		Company:		Date/Time: 8/25/21	
Relinquished by:		Date/Time:		Company:		Date/Time:	
Custody Seals Intact: Δ Yes Δ No		Custody Seal No.:		Cooler Temperature(s) °C and Other Remarks:			

Page 135 of 158

9/12/2021





Environment Testing
TestAmerica


Part # 39069-14 NITZ EXP 04/22

ORIGIN ID:DKKA (716) 691-2600
SAMPLE RECEIPT
EUROFINS TESTAMERICA BUFFALO
10 HAZELWOOD DR
AMHERST, NY 14228
UNITED STATES US

SHIP DATE: 30AUG21
ACTWT: 16.68 LB
CAD: 846654/CAFE3409
DIMS: 22x14x11 IN
BILL SENDER

TO **SAMPLE MGT.**
TA BURLINGTON
530 COMMUNITY DRIVE
SUITE 11
SOUTH BURLINGTON VT 05403

(802) 923-1026
REF: TA BURLINGTON



56DC2/56C0/0562

TRK# 1888 3864 9806
0201

TUE - 31 AUG 10:30A
PRIORITY OVERNIGHT

NL BTVA

05403
VT-US BTV



Do Not Lift Using This Tag



Environment Testing
TestAmerica

Part # 159169-134 RTZ EXP 04/22 **

ORIGIN ID:DKKA (716) 691-2600
SAMPLE RECEIPT
EUROFINS TESTAMERICA BUFFALO
10 HAZELWOOD DR
AMHERST, NY 14228
UNITED STATES US

SHIP ACT
CAD
DIMS
BILL


916
915

1 10:30

A
0177
09.01

TO **SAMPLE MGT.**
TA BURLINGTON
530 COMMUNITY DRIVE
SUITE 11
SOUTH BURLINGTON VT 05403
(802) 923-1026
REF: TA BURLINGTON

560C2/5600/0562




WED - 01 SEP 10:30A
PRIORITY OVERNIGHT

TRK# 1888 3865 0177
0201

NL BTVA

05403
VT-US BTV



Eurofins TestAmerica, Buffalo

10 Hazelwood Drive
 Amherst, NY 14228-2298
 Phone: 716-691-2600 Fax: 716-691-7991

Chain of Custody Record



Environment Testing
 America

480-188984 Chain of Custody

Client Information (Sub Contract Lab)		Sampler:		Lab PM: Heckler, Denise D		Page: 17.1			
Client Contact: Shipping/Receiving		Phone:		E-Mail: Denise.Heckler@Eurofinset.com		State of Origin: New York			
Company: TestAmerica Laboratories, Inc.		Due Date Requested: 9/10/2021		Accreditations Required (See note): NELAP - New York		Job #: 480-188667-1			
Address: 530 Community Drive, Suite 11,		TAT Requested (days):		Analysis Requested				Preservation Codes: A - HCL M - Hexane B - NaOH N - None C - Zn Acetate O - AsNaO2 D - Nitric Acid P - Na2O4S E - NaHSO4 Q - Na2SO3 F - MeOH R - Na2S2O3 G - Amchlor S - H2SO4 H - Ascorbic Acid T - TSP Dodecahydrate I - Ice U - Acetone J - DI Water V - MCAA K - EDTA W - pH 4-5 L - EDA Z - other (specify)	
City: South Burlington		PO #:							
State, Zip: VT, 05403		WO #:		Field Filtered Sample (Yes or No)		Perform MS/MSD (Yes or No)			
Phone: 802-660-1990(Tel) 802-660-1919(Fax)		Project #: 48004014		RSK_175_CO2 Carbon dioxide		Total Number of Containers			
Email:		SSOW#:				Other:			
Project Name: 058507, GM Lockport SSOW 256043									
Site:									
Sample Identification - Client ID (Lab ID)		Sample Date	Sample Time	Sample Type (C=comp, G=grab)	Matrix (W=water, S=solid, O=waste/oil, BT=Tissue, A=Air)	Special Instructions/Note:			
MW-9-101-A-083121 (480-188984-1)		8/31/21	12:40 Eastern		Water	X			
MW-9-101-A-083121 (480-188984-1MS)		8/31/21	12:40 Eastern	MS	Water	X			
MW-9-101-A-083121 (480-188984-1MSD)		8/31/21	12:40 Eastern	MSD	Water	X			
MW-9-12-083121 (480-188984-2)		8/31/21	10:00 Eastern		Water	X			
MW-8-3-083121 (480-188984-3)		8/31/21	14:35 Eastern		Water	X			
<p>Note: Since laboratory accreditations are subject to change, Eurofins TestAmerica places the ownership of method, analyte & accreditation compliance upon out subcontract laboratories. This sample shipment is forwarded under chain-of-custody. If the laboratory does not currently maintain accreditation in the State of Origin listed above for analysis/tests/matrix being analyzed, the samples must be shipped back to the Eurofins TestAmerica laboratory or other instructions will be provided. Any changes to accreditation status should be brought to Eurofins TestAmerica attention immediately. If all requested accreditations are current to date, return the signed Chain of Custody attesting to said compliance to Eurofins TestAmerica.</p>									
Possible Hazard Identification				Sample Disposal (A fee may be assessed if samples are retained longer than 1 month)					
Unconfirmed				<input type="checkbox"/> Return To Client <input type="checkbox"/> Disposal By Lab <input type="checkbox"/> Archive For _____ Months					
Deliverable Requested: I, II, III, IV, Other (specify)		Primary Deliverable Rank: 2		Special Instructions/QC Requirements:					
Empty Kit Relinquished by:		Date:		Time:		Method of Shipment:			
Relinquished by: <i>Umslow Kolb</i>		Date/Time: <i>9/16/21 17:00</i>		Company: <i>TA</i>		Received by: <i>Michael Soto</i>			
Relinquished by:		Date/Time:		Company:		Received by:			
Relinquished by:		Date/Time:		Company:		Received by:			
Custody Seals Intact: Δ Yes Δ No		Custody Seal No.:		Cooler Temperature(s) °C and Other Remarks:					

Page 139 of 158

9/12/2021



Do Not Lift Using This Top



Environment Testing
TestAmerica


1009-130 R113 EXP 04/22

ORIGIN ID:DKKA (716) 691-2600
SAMPLE RECEIPT
EUROFINS TESTAMERICA BUFFALO
10 HAZELWOOD DR
AMHERST, NY 14228
UNITED STATES US

SHIP DATE: 01SEP21
ACTWT: 16.81 LB
CAD: 846654/CAFE3409
DIMS: 19x15x10 IN
BILL SENDER

TO **SAMPLE MGT.**
TA BURLINGTON
530 COMMUNITY DRIVE
SUITE 11
SOUTH BURLINGTON VT 05403

(802) 923-1026
REF: TA SOUTH BURLINGTON



FedEx
Express




THU - 02 SEP 10:30A
PRIORITY OVERNIGHT

TRK# 1888 3865 0270
0201

NL BTVA

05403
VT-US BTV



56012/5500/0502

J201120121801BY

1
2
3
4
5
6
7
8
9
10
11
12
13
14
15



Environment Testing
TestAmerica

Part # 659489-104 RTZ EXP 04/22

ORIGIN ID:DKKA (716) 691-2600
SAMPLE RECEIPT
EUROFINS TESTAMERICA BUFFALO
10 HAZELWOOD DR


SHIP DATE: 02SEP21
ACTWGT: 17.56 LB
CAD: 846654/CAFE3409
DIMS: 19x15x10 IN

AMHERST, NY 14228
UNITED STATES US

BILL SENDER

TO **SAMPLE MGT.**
TA BURLINGTON
530 COMMUNITY DRIVE
SUITE 11
SOUTH BURLINGTON VT 05403
(802) 923-1026
REF: TA SOUTH BURLINGTON

25907697/EC095



FedEx
Express




101180121201210127

TRK# 1888 3865 0464
0201

FRI - 03 SEP 10:30A
PRIORITY OVERNIGHT

NL BTVA

05403
VT-US BTV



Login Sample Receipt Checklist

Client: GHD Services Inc.

Job Number: 480-188667-1

SDG Number: BCP

Login Number: 188667

List Number: 1

Creator: Sabuda, Brendan D

List Source: Eurofins TestAmerica, Buffalo

Question	Answer	Comment
Radioactivity either was not measured or, if measured, is at or below background	True	
The cooler's custody seal, if present, is intact.	True	
The cooler or samples do not appear to have been compromised or tampered with.	True	
Samples were received on ice.	True	
Cooler Temperature is acceptable.	True	
Cooler Temperature is recorded.	True	3.8 #1 ICE
COC is present.	True	
COC is filled out in ink and legible.	True	
COC is filled out with all pertinent information.	True	
Is the Field Sampler's name present on COC?	True	
There are no discrepancies between the sample IDs on the containers and the COC.	True	
Samples are received within Holding Time (Excluding tests with immediate HTs)..	True	
Sample containers have legible labels.	True	
Containers are not broken or leaking.	True	
Sample collection date/times are provided.	True	
Appropriate sample containers are used.	True	
Sample bottles are completely filled.	True	
Sample Preservation Verified	True	
There is sufficient vol. for all requested analyses, incl. any requested MS/MSDs	True	
VOA sample vials do not have headspace or bubble is <6mm (1/4") in diameter.	True	
If necessary, staff have been informed of any short hold time or quick TAT needs	True	
Multiphasic samples are not present.	True	
Samples do not require splitting or compositing.	True	
Sampling Company provided.	True	
Samples received within 48 hours of sampling.	True	
Samples requiring field filtration have been filtered in the field.	True	
Chlorine Residual checked.	True	



Login Sample Receipt Checklist

Client: GHD Services Inc.

Job Number: 480-188667-1

SDG Number: BCP

Login Number: 188667

List Number: 2

Creator: Sofio, Michael G

List Source: Eurofins TestAmerica, Burlington

List Creation: 08/25/21 04:44 PM

Question	Answer	Comment
Radioactivity wasn't checked or is </= background as measured by a survey meter.	N/A	Lab does not accept radioactive samples.
The cooler's custody seal, if present, is intact.	True	1512542
Sample custody seals, if present, are intact.	True	
The cooler or samples do not appear to have been compromised or tampered with.	True	
Samples were received on ice.	True	
Cooler Temperature is acceptable.	True	
Cooler Temperature is recorded.	True	2.5°C
COC is present.	True	
COC is filled out in ink and legible.	True	
COC is filled out with all pertinent information.	True	
Is the Field Sampler's name present on COC?	N/A	Received project as a subcontract.
There are no discrepancies between the containers received and the COC.	True	
Samples are received within Holding Time (excluding tests with immediate HTs)	True	
Sample containers have legible labels.	True	
Containers are not broken or leaking.	True	
Sample collection date/times are provided.	True	
Appropriate sample containers are used.	True	
Sample bottles are completely filled.	True	
Sample Preservation Verified.	True	
There is sufficient vol. for all requested analyses, incl. any requested MS/MSDs	True	
Containers requiring zero headspace have no headspace or bubble is <6mm (1/4").	True	
Multiphasic samples are not present.	True	
Samples do not require splitting or compositing.	True	
Residual Chlorine Checked.	N/A	



Login Sample Receipt Checklist

Client: GHD Services Inc.

Job Number: 480-188667-1

SDG Number: BCP

Login Number: 188676

List Number: 1

Creator: Wallace, Cameron

List Source: Eurofins TestAmerica, Buffalo

Question	Answer	Comment
Radioactivity either was not measured or, if measured, is at or below background	True	
The cooler's custody seal, if present, is intact.	True	
The cooler or samples do not appear to have been compromised or tampered with.	True	
Samples were received on ice.	True	
Cooler Temperature is acceptable.	True	
Cooler Temperature is recorded.	True	
COC is present.	True	
COC is filled out in ink and legible.	True	
COC is filled out with all pertinent information.	True	
Is the Field Sampler's name present on COC?	True	
There are no discrepancies between the sample IDs on the containers and the COC.	True	
Samples are received within Holding Time (Excluding tests with immediate HTs)..	True	
Sample containers have legible labels.	True	
Containers are not broken or leaking.	True	
Sample collection date/times are provided.	True	
Appropriate sample containers are used.	True	
Sample bottles are completely filled.	True	
Sample Preservation Verified	True	
There is sufficient vol. for all requested analyses, incl. any requested MS/MSDs	True	
VOA sample vials do not have headspace or bubble is <6mm (1/4") in diameter.	True	
If necessary, staff have been informed of any short hold time or quick TAT needs	True	
Multiphasic samples are not present.	True	
Samples do not require splitting or compositing.	True	
Sampling Company provided.	True	GZA
Samples received within 48 hours of sampling.	True	
Samples requiring field filtration have been filtered in the field.	True	
Chlorine Residual checked.	N/A	



Login Sample Receipt Checklist

Client: GHD Services Inc.

Job Number: 480-188667-1

SDG Number: BCP

Login Number: 188676

List Number: 2

Creator: Sofio, Michael G

List Source: Eurofins TestAmerica, Burlington

List Creation: 08/25/21 04:44 PM

Question	Answer	Comment
Radioactivity wasn't checked or is \leq background as measured by a survey meter.	N/A	Lab does not accept radioactive samples.
The cooler's custody seal, if present, is intact.	True	1512542
Sample custody seals, if present, are intact.	True	
The cooler or samples do not appear to have been compromised or tampered with.	True	
Samples were received on ice.	True	
Cooler Temperature is acceptable.	True	
Cooler Temperature is recorded.	True	2.5°C
COC is present.	True	
COC is filled out in ink and legible.	True	
COC is filled out with all pertinent information.	True	
Is the Field Sampler's name present on COC?	N/A	Received project as a subcontract.
There are no discrepancies between the containers received and the COC.	True	
Samples are received within Holding Time (excluding tests with immediate HTs)	True	
Sample containers have legible labels.	True	
Containers are not broken or leaking.	True	
Sample collection date/times are provided.	True	
Appropriate sample containers are used.	True	
Sample bottles are completely filled.	True	
Sample Preservation Verified.	True	
There is sufficient vol. for all requested analyses, incl. any requested MS/MSDs	True	
Containers requiring zero headspace have no headspace or bubble is <math><6\text{mm}</math> (1/4").	True	
Multiphasic samples are not present.	True	
Samples do not require splitting or compositing.	True	
Residual Chlorine Checked.	N/A	

Login Sample Receipt Checklist

Client: GHD Services Inc.

Job Number: 480-188667-1

SDG Number: BCP

Login Number: 188769

List Source: Eurofins TestAmerica, Buffalo

List Number: 1

Creator: Sabuda, Brendan D

Question	Answer	Comment
Radioactivity either was not measured or, if measured, is at or below background	True	
The cooler's custody seal, if present, is intact.	True	
The cooler or samples do not appear to have been compromised or tampered with.	True	
Samples were received on ice.	True	
Cooler Temperature is acceptable.	True	
Cooler Temperature is recorded.	True	3.1 #1 ICE
COC is present.	True	
COC is filled out in ink and legible.	True	
COC is filled out with all pertinent information.	True	
Is the Field Sampler's name present on COC?	True	
There are no discrepancies between the sample IDs on the containers and the COC.	True	
Samples are received within Holding Time (Excluding tests with immediate HTs)..	True	
Sample containers have legible labels.	True	
Containers are not broken or leaking.	True	
Sample collection date/times are provided.	True	
Appropriate sample containers are used.	True	
Sample bottles are completely filled.	True	
Sample Preservation Verified	True	
There is sufficient vol. for all requested analyses, incl. any requested MS/MSDs	True	
VOA sample vials do not have headspace or bubble is <6mm (1/4") in diameter.	True	
If necessary, staff have been informed of any short hold time or quick TAT needs	True	
Multiphasic samples are not present.	True	
Samples do not require splitting or compositing.	True	
Sampling Company provided.	True	
Samples received within 48 hours of sampling.	True	
Samples requiring field filtration have been filtered in the field.	True	
Chlorine Residual checked.	True	



Login Sample Receipt Checklist

Client: GHD Services Inc.

Job Number: 480-188667-1

SDG Number: BCP

Login Number: 188769

List Number: 2

Creator: Sofio, Michael G

List Source: Eurofins TestAmerica, Burlington

List Creation: 08/27/21 02:18 PM

Question	Answer	Comment
Radioactivity wasn't checked or is \leq background as measured by a survey meter.	N/A	Lab does not accept radioactive samples.
The cooler's custody seal, if present, is intact.	True	1512560
Sample custody seals, if present, are intact.	True	
The cooler or samples do not appear to have been compromised or tampered with.	True	
Samples were received on ice.	True	
Cooler Temperature is acceptable.	True	
Cooler Temperature is recorded.	True	2.9°C
COC is present.	True	
COC is filled out in ink and legible.	True	
COC is filled out with all pertinent information.	True	
Is the Field Sampler's name present on COC?	N/A	Received project as a subcontract.
There are no discrepancies between the containers received and the COC.	True	
Samples are received within Holding Time (excluding tests with immediate HTs)	True	
Sample containers have legible labels.	True	
Containers are not broken or leaking.	True	
Sample collection date/times are provided.	True	
Appropriate sample containers are used.	True	
Sample bottles are completely filled.	N/A	
Sample Preservation Verified.	True	
There is sufficient vol. for all requested analyses, incl. any requested MS/MSDs	True	
Containers requiring zero headspace have no headspace or bubble is <math><6\text{mm}</math> (1/4").	True	
Multiphasic samples are not present.	True	
Samples do not require splitting or compositing.	True	
Residual Chlorine Checked.	N/A	

Login Sample Receipt Checklist

Client: GHD Services Inc.

Job Number: 480-188667-1

SDG Number: BCP

Login Number: 188807

List Number: 1

Creator: Sabuda, Brendan D

List Source: Eurofins TestAmerica, Buffalo

Question	Answer	Comment
Radioactivity either was not measured or, if measured, is at or below background	True	
The cooler's custody seal, if present, is intact.	True	
The cooler or samples do not appear to have been compromised or tampered with.	True	
Samples were received on ice.	True	
Cooler Temperature is acceptable.	True	
Cooler Temperature is recorded.	True	6.9 #1 ICE
COC is present.	True	
COC is filled out in ink and legible.	True	
COC is filled out with all pertinent information.	True	
Is the Field Sampler's name present on COC?	True	
There are no discrepancies between the sample IDs on the containers and the COC.	True	
Samples are received within Holding Time (Excluding tests with immediate HTs)..	True	
Sample containers have legible labels.	True	
Containers are not broken or leaking.	True	
Sample collection date/times are provided.	True	
Appropriate sample containers are used.	True	
Sample bottles are completely filled.	True	
Sample Preservation Verified	True	
There is sufficient vol. for all requested analyses, incl. any requested MS/MSDs	True	
VOA sample vials do not have headspace or bubble is <6mm (1/4") in diameter.	True	
If necessary, staff have been informed of any short hold time or quick TAT needs	True	
Multiphasic samples are not present.	True	
Samples do not require splitting or compositing.	True	
Sampling Company provided.	True	
Samples received within 48 hours of sampling.	True	
Samples requiring field filtration have been filtered in the field.	True	
Chlorine Residual checked.	True	



Login Sample Receipt Checklist

Client: GHD Services Inc.

Job Number: 480-188667-1

SDG Number: BCP

Login Number: 188807

List Number: 2

Creator: Sofio, Michael G

List Source: Eurofins TestAmerica, Burlington

List Creation: 08/27/21 02:18 PM

Question	Answer	Comment
Radioactivity wasn't checked or is \leq background as measured by a survey meter.	N/A	Lab does not accept radioactive samples.
The cooler's custody seal, if present, is intact.	True	1512560
Sample custody seals, if present, are intact.	True	
The cooler or samples do not appear to have been compromised or tampered with.	True	
Samples were received on ice.	True	
Cooler Temperature is acceptable.	True	
Cooler Temperature is recorded.	True	2.9°C
COC is present.	True	
COC is filled out in ink and legible.	True	
COC is filled out with all pertinent information.	True	
Is the Field Sampler's name present on COC?	N/A	Received project as a subcontract.
There are no discrepancies between the containers received and the COC.	True	
Samples are received within Holding Time (excluding tests with immediate HTs)	True	
Sample containers have legible labels.	True	
Containers are not broken or leaking.	True	
Sample collection date/times are provided.	True	
Appropriate sample containers are used.	True	
Sample bottles are completely filled.	N/A	
Sample Preservation Verified.	True	
There is sufficient vol. for all requested analyses, incl. any requested MS/MSDs	True	
Containers requiring zero headspace have no headspace or bubble is <math><6\text{mm}</math> (1/4").	True	
Multiphasic samples are not present.	True	
Samples do not require splitting or compositing.	True	
Residual Chlorine Checked.	N/A	



Login Sample Receipt Checklist

Client: GHD Services Inc.

Job Number: 480-188667-1

SDG Number: BCP

Login Number: 188868

List Number: 1

Creator: Wallace, Cameron

List Source: Eurofins TestAmerica, Buffalo

Question	Answer	Comment
Radioactivity either was not measured or, if measured, is at or below background	True	
The cooler's custody seal, if present, is intact.	True	
The cooler or samples do not appear to have been compromised or tampered with.	True	
Samples were received on ice.	True	
Cooler Temperature is acceptable.	True	
Cooler Temperature is recorded.	True	
COC is present.	True	
COC is filled out in ink and legible.	True	
COC is filled out with all pertinent information.	True	
Is the Field Sampler's name present on COC?	True	
There are no discrepancies between the sample IDs on the containers and the COC.	True	
Samples are received within Holding Time (Excluding tests with immediate HTs)..	True	
Sample containers have legible labels.	True	
Containers are not broken or leaking.	True	
Sample collection date/times are provided.	True	
Appropriate sample containers are used.	True	
Sample bottles are completely filled.	True	
Sample Preservation Verified	True	
There is sufficient vol. for all requested analyses, incl. any requested MS/MSDs	True	
VOA sample vials do not have headspace or bubble is <6mm (1/4") in diameter.	True	
If necessary, staff have been informed of any short hold time or quick TAT needs	True	
Multiphasic samples are not present.	True	
Samples do not require splitting or compositing.	True	
Sampling Company provided.	True	GZA
Samples received within 48 hours of sampling.	True	
Samples requiring field filtration have been filtered in the field.	True	
Chlorine Residual checked.	N/A	



Login Sample Receipt Checklist

Client: GHD Services Inc.

Job Number: 480-188667-1

SDG Number: BCP

Login Number: 188868

List Number: 2

Creator: Beane, John P

List Source: Eurofins TestAmerica, Burlington

List Creation: 08/31/21 12:51 PM

Question	Answer	Comment
Radioactivity wasn't checked or is </= background as measured by a survey meter.	N/A	Lab does not accept radioactive samples.
The cooler's custody seal, if present, is intact.	True	1512568
Sample custody seals, if present, are intact.	N/A	Not Present
The cooler or samples do not appear to have been compromised or tampered with.	True	
Samples were received on ice.	True	
Cooler Temperature is acceptable.	True	
Cooler Temperature is recorded.	True	2.8°C
COC is present.	True	
COC is filled out in ink and legible.	True	
COC is filled out with all pertinent information.	True	
Is the Field Sampler's name present on COC?	True	
There are no discrepancies between the containers received and the COC.	True	
Samples are received within Holding Time (excluding tests with immediate HTs)	True	
Sample containers have legible labels.	True	
Containers are not broken or leaking.	True	
Sample collection date/times are provided.	True	
Appropriate sample containers are used.	True	
Sample bottles are completely filled.	True	
Sample Preservation Verified.	True	
There is sufficient vol. for all requested analyses, incl. any requested MS/MSDs	True	
Containers requiring zero headspace have no headspace or bubble is <6mm (1/4").	True	
Multiphasic samples are not present.	True	
Samples do not require splitting or compositing.	True	
Residual Chlorine Checked.	N/A	



Login Sample Receipt Checklist

Client: GHD Services Inc.

Job Number: 480-188667-1

SDG Number: BCP

Login Number: 188934

List Number: 1

Creator: Stopa, Erik S

List Source: Eurofins TestAmerica, Buffalo

Question	Answer	Comment
Radioactivity either was not measured or, if measured, is at or below background	True	
The cooler's custody seal, if present, is intact.	True	
The cooler or samples do not appear to have been compromised or tampered with.	True	
Samples were received on ice.	True	
Cooler Temperature is acceptable.	True	
Cooler Temperature is recorded.	True	
COC is present.	True	
COC is filled out in ink and legible.	True	
COC is filled out with all pertinent information.	True	
Is the Field Sampler's name present on COC?	True	
There are no discrepancies between the sample IDs on the containers and the COC.	True	
Samples are received within Holding Time (Excluding tests with immediate HTs)..	True	
Sample containers have legible labels.	True	
Containers are not broken or leaking.	True	
Sample collection date/times are provided.	True	
Appropriate sample containers are used.	True	
Sample bottles are completely filled.	True	
Sample Preservation Verified	True	
There is sufficient vol. for all requested analyses, incl. any requested MS/MSDs	True	
VOA sample vials do not have headspace or bubble is <6mm (1/4") in diameter.	True	
If necessary, staff have been informed of any short hold time or quick TAT needs	True	
Multiphasic samples are not present.	True	
Samples do not require splitting or compositing.	True	
Sampling Company provided.	True	GZA
Samples received within 48 hours of sampling.	True	
Samples requiring field filtration have been filtered in the field.	N/A	
Chlorine Residual checked.	N/A	

Login Sample Receipt Checklist

Client: GHD Services Inc.

Job Number: 480-188667-1

SDG Number: BCP

Login Number: 188934

List Number: 2

Creator: Beane, John P

List Source: Eurofins TestAmerica, Burlington

List Creation: 09/01/21 11:51 AM

Question	Answer	Comment
Radioactivity wasn't checked or is </= background as measured by a survey meter.	N/A	Lab does not accept radioactive samples.
The cooler's custody seal, if present, is intact.	True	1512572
Sample custody seals, if present, are intact.	N/A	Not Present
The cooler or samples do not appear to have been compromised or tampered with.	True	
Samples were received on ice.	True	
Cooler Temperature is acceptable.	True	
Cooler Temperature is recorded.	True	1.7°C
COC is present.	True	
COC is filled out in ink and legible.	True	
COC is filled out with all pertinent information.	True	
Is the Field Sampler's name present on COC?	True	
There are no discrepancies between the containers received and the COC.	True	
Samples are received within Holding Time (excluding tests with immediate HTs)	True	
Sample containers have legible labels.	True	
Containers are not broken or leaking.	True	
Sample collection date/times are provided.	True	
Appropriate sample containers are used.	True	
Sample bottles are completely filled.	True	
Sample Preservation Verified.	True	
There is sufficient vol. for all requested analyses, incl. any requested MS/MSDs	True	
Containers requiring zero headspace have no headspace or bubble is <6mm (1/4").	True	
Multiphasic samples are not present.	True	
Samples do not require splitting or compositing.	True	
Residual Chlorine Checked.	N/A	

Login Sample Receipt Checklist

Client: GHD Services Inc.

Job Number: 480-188667-1

SDG Number: BCP

Login Number: 188984

List Number: 1

Creator: Stopa, Erik S

List Source: Eurofins TestAmerica, Buffalo

Question	Answer	Comment
Radioactivity either was not measured or, if measured, is at or below background	True	
The cooler's custody seal, if present, is intact.	True	
The cooler or samples do not appear to have been compromised or tampered with.	True	
Samples were received on ice.	True	
Cooler Temperature is acceptable.	True	
Cooler Temperature is recorded.	True	
COC is present.	True	
COC is filled out in ink and legible.	True	
COC is filled out with all pertinent information.	True	
Is the Field Sampler's name present on COC?	True	
There are no discrepancies between the sample IDs on the containers and the COC.	True	
Samples are received within Holding Time (Excluding tests with immediate HTs)..	True	
Sample containers have legible labels.	True	
Containers are not broken or leaking.	True	
Sample collection date/times are provided.	True	
Appropriate sample containers are used.	True	
Sample bottles are completely filled.	True	
Sample Preservation Verified	True	
There is sufficient vol. for all requested analyses, incl. any requested MS/MSDs	True	
VOA sample vials do not have headspace or bubble is <6mm (1/4") in diameter.	True	
If necessary, staff have been informed of any short hold time or quick TAT needs	True	
Multiphasic samples are not present.	True	
Samples do not require splitting or compositing.	True	
Sampling Company provided.	True	GZA
Samples received within 48 hours of sampling.	True	
Samples requiring field filtration have been filtered in the field.	N/A	
Chlorine Residual checked.	N/A	



Login Sample Receipt Checklist

Client: GHD Services Inc.

Job Number: 480-188667-1

SDG Number: BCP

Login Number: 188984

List Number: 2

Creator: Sofio, Michael G

List Source: Eurofins TestAmerica, Burlington

List Creation: 09/03/21 11:59 AM

Question	Answer	Comment
Radioactivity wasn't checked or is </= background as measured by a survey meter.	N/A	Lab does not accept radioactive samples.
The cooler's custody seal, if present, is intact.	True	1512583
Sample custody seals, if present, are intact.	True	
The cooler or samples do not appear to have been compromised or tampered with.	True	
Samples were received on ice.	True	
Cooler Temperature is acceptable.	True	
Cooler Temperature is recorded.	True	0.9°C
COC is present.	True	
COC is filled out in ink and legible.	True	
COC is filled out with all pertinent information.	True	
Is the Field Sampler's name present on COC?	N/A	Received project as a subcontract.
There are no discrepancies between the containers received and the COC.	True	
Samples are received within Holding Time (excluding tests with immediate HTs)	True	
Sample containers have legible labels.	True	
Containers are not broken or leaking.	True	
Sample collection date/times are provided.	True	
Appropriate sample containers are used.	True	
Sample bottles are completely filled.	N/A	
Sample Preservation Verified.	True	
There is sufficient vol. for all requested analyses, incl. any requested MS/MSDs	True	
Containers requiring zero headspace have no headspace or bubble is <6mm (1/4").	True	
Multiphasic samples are not present.	True	
Samples do not require splitting or compositing.	True	
Residual Chlorine Checked.	N/A	



Login Sample Receipt Checklist

Client: GHD Services Inc.

Job Number: 480-188667-1

SDG Number: BCP

Login Number: 189039

List Number: 1

Creator: Wallace, Cameron

List Source: Eurofins TestAmerica, Buffalo

Question	Answer	Comment
Radioactivity either was not measured or, if measured, is at or below background	True	
The cooler's custody seal, if present, is intact.	True	
The cooler or samples do not appear to have been compromised or tampered with.	True	
Samples were received on ice.	True	
Cooler Temperature is acceptable.	True	
Cooler Temperature is recorded.	True	
COC is present.	True	
COC is filled out in ink and legible.	True	
COC is filled out with all pertinent information.	True	
Is the Field Sampler's name present on COC?	True	
There are no discrepancies between the sample IDs on the containers and the COC.	True	
Samples are received within Holding Time (Excluding tests with immediate HTs)..	True	
Sample containers have legible labels.	True	
Containers are not broken or leaking.	True	
Sample collection date/times are provided.	True	
Appropriate sample containers are used.	True	
Sample bottles are completely filled.	True	
Sample Preservation Verified	True	
There is sufficient vol. for all requested analyses, incl. any requested MS/MSDs	True	
VOA sample vials do not have headspace or bubble is <6mm (1/4") in diameter.	True	
If necessary, staff have been informed of any short hold time or quick TAT needs	True	
Multiphasic samples are not present.	True	
Samples do not require splitting or compositing.	True	
Sampling Company provided.	True	GZA
Samples received within 48 hours of sampling.	True	
Samples requiring field filtration have been filtered in the field.	True	
Chlorine Residual checked.	N/A	

Login Sample Receipt Checklist

Client: GHD Services Inc.

Job Number: 480-188667-1

SDG Number: BCP

Login Number: 189039

List Number: 2

Creator: Beane, John P

List Source: Eurofins TestAmerica, Burlington

List Creation: 09/03/21 01:14 PM

Question	Answer	Comment
Radioactivity wasn't checked or is </= background as measured by a survey meter.	N/A	Lab does not accept radioactive samples.
The cooler's custody seal, if present, is intact.	True	1512586
Sample custody seals, if present, are intact.	N/A	Not Present
The cooler or samples do not appear to have been compromised or tampered with.	True	
Samples were received on ice.	True	
Cooler Temperature is acceptable.	True	
Cooler Temperature is recorded.	True	2.9°C
COC is present.	True	
COC is filled out in ink and legible.	True	
COC is filled out with all pertinent information.	True	
Is the Field Sampler's name present on COC?	True	
There are no discrepancies between the containers received and the COC.	True	
Samples are received within Holding Time (excluding tests with immediate HTs)	True	
Sample containers have legible labels.	True	
Containers are not broken or leaking.	True	
Sample collection date/times are provided.	True	
Appropriate sample containers are used.	True	
Sample bottles are completely filled.	True	
Sample Preservation Verified.	True	
There is sufficient vol. for all requested analyses, incl. any requested MS/MSDs	True	
Containers requiring zero headspace have no headspace or bubble is <6mm (1/4").	True	
Multiphasic samples are not present.	True	
Samples do not require splitting or compositing.	True	
Residual Chlorine Checked.	N/A	





GZA GeoEnvironmental, Inc.