



960 Busti Ave.  
Buffalo, New York 14213

### DAILY FIELD REPORT

<b>Date:</b>	Monday, March 7, 2022
<b>Site Name:</b>	Pilgrim Village-Senior Site (915363)
<b>Location:</b>	1100 Michigan Ave., Buffalo
<b>Contractor-Subcontractors:</b>	Kulbacks - Empire Building Diagnostics (EBD)
<b>Weather Conditions:</b>	Raining                      37 Deg F                      Wind: SE 6mph
<b>Description of Work Performed:</b>	Empire Building Diagnostics (EBC) is demolishing Bldg #52-58. Due to the rain, dust monitors were not set up.
	(Use attached sheet for additional work description)
<b>Problems/Observations Noted:</b>	None
<b>Health and Safety Monitoring:</b>	None
<b>Contractor Work Force:</b>	Kulbacks: 1 Superintendant 3 operators EBD: 1 Supt, 2 Operators, 1 Laborer
<b>Contractor Equipment:</b>	Kulbacks: 2 excavators, 2 dozers, 1 skidsteer, 2 rollers EBD: 2 excavators
<b>Attachments:</b>	Daily Photolog, Air Monitoring Report, Work Location Map
<b>Inspector's Name:</b>	Libby Broderick

# Photo Log

Site: Pilgrim Village-Senior Site (915363)

Date: Monday, March 7, 2022



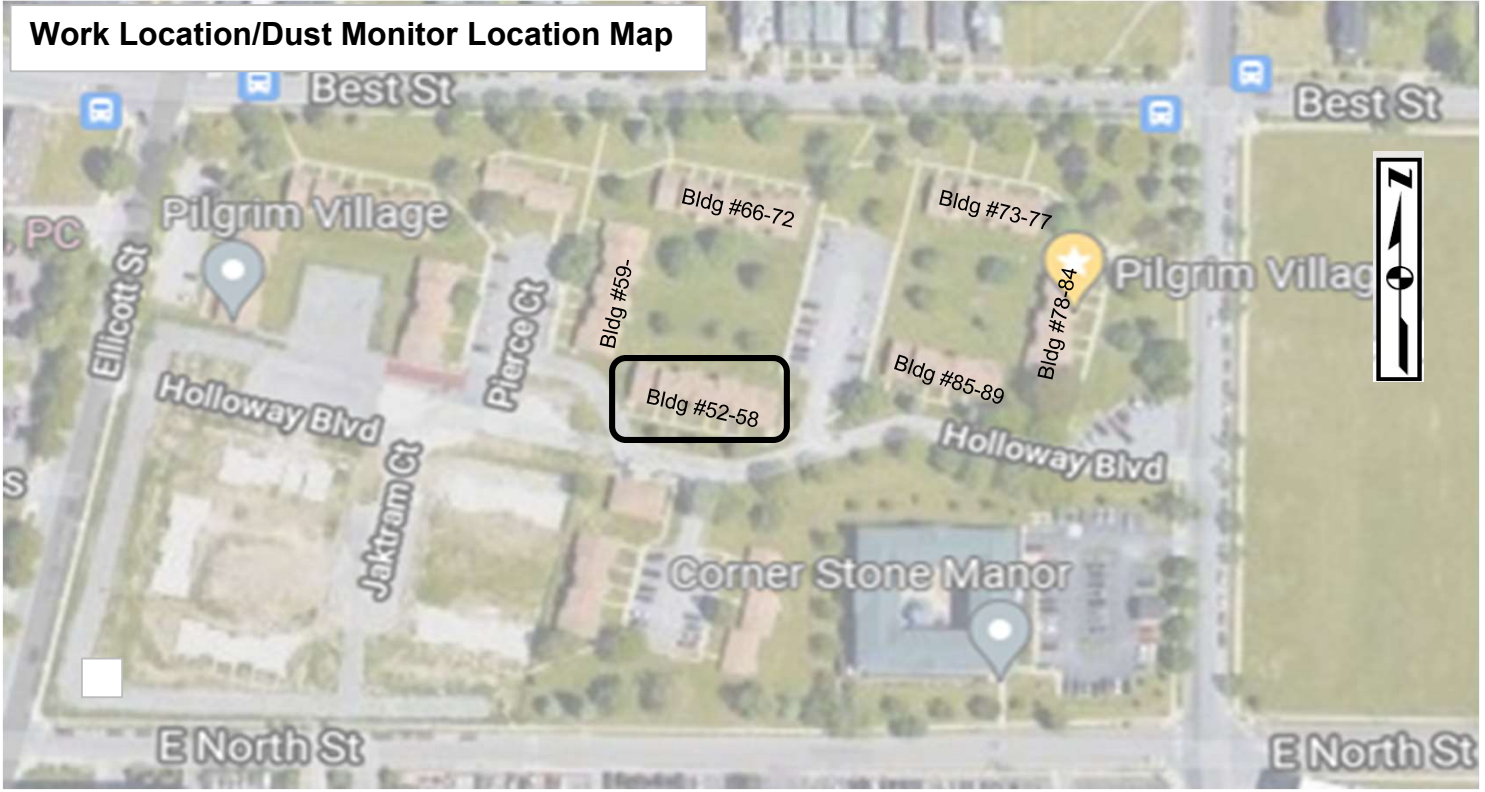
EBC prepping to demolish Bldg. #53-58.



Demolishing Bldg. #53-58. Looking north.

Site Name: Pilgrim Village-Senior Site (915363)

Date: Monday, March 7, 2022



**LEGEND**

- UW Dust Monitor Location (Upwind)
- DW Dust Monitor Location (Downwind)
- Work Location

Upwind Data		Downwind Data			Delta
Time	PM10 15min Average (µg/m³)	Time	PM10 15min Average (µg/m³)	VOC 15min Average (ppm)	PM10 15min Average (µg/m³)
3/8/2022 8:10	14.1	3/8/2022 8:10	29.2	0.0	15.1
3/8/2022 8:20	13.2	3/8/2022 8:20	21.8	0.0	8.6
3/8/2022 8:30	12.8	3/8/2022 8:30	15.6	0.0	2.8
3/8/2022 8:40	14.6	3/8/2022 8:40	6.4	0.0	-8.2
3/8/2022 8:50	12.8	3/8/2022 8:50	25.7	0.0	12.9
3/8/2022 9:00	9.8	3/8/2022 9:00	28.4	0.0	18.6
3/8/2022 9:10	10.1	3/8/2022 9:10	10.7	0.0	0.6
3/8/2022 9:20	11.5	3/8/2022 9:20	8.9	0.0	-2.6
3/8/2022 9:30	7.7	3/8/2022 9:30	6.8	0.0	-0.9
3/8/2022 9:40	8.3	3/8/2022 9:40	11.1	0.0	2.8
3/8/2022 9:50	9.2	3/8/2022 9:50	17	0.0	7.8
3/8/2022 10:00	12.3	3/8/2022 10:00	5.5	0.0	-6.8
3/8/2022 10:10	13.4	3/8/2022 10:10	7.1	0.0	-6.3
3/8/2022 10:20	12.1	3/8/2022 10:20	8.5	0.0	-3.6
3/8/2022 10:30	14	3/8/2022 10:30	8.8	0.0	-5.2
3/8/2022 10:40	12.5	3/8/2022 10:40	14.4	0.0	1.9
3/8/2022 10:50	15.5	3/8/2022 10:50	103.5	0.0	88
3/8/2022 11:00	27.5	3/8/2022 11:00	96.7	0.0	69.2
3/8/2022 11:10	44.1	3/8/2022 11:10	139.2	0.0	95.1
3/8/2022 11:20	23.7	3/8/2022 11:20	46.9	0.0	23.2
3/8/2022 11:30	32.9	3/8/2022 11:30	27.7	0.0	-5.2
3/8/2022 11:40	14.6	3/8/2022 11:40	33	0.0	18.4
3/8/2022 11:50	16.7	3/8/2022 11:50	21.6	0.0	4.9
3/8/2022 12:00	9	3/8/2022 12:00	19.6	0.0	10.6
3/8/2022 12:10	10.8	3/8/2022 12:10	20.9	0.0	10.1
3/8/2022 12:20	12.1	3/8/2022 12:20	45.4	0.0	33.3
3/8/2022 12:30	7.7	3/8/2022 12:30	57.4	0.0	49.7
3/8/2022 12:40	8.3	3/8/2022 12:40	52.8	0.0	44.5
3/8/2022 12:50	9.2	3/8/2022 12:50	68.5	0.0	59.3
3/8/2022 13:00	27.8	3/8/2022 13:00	126	0.0	98.2
3/8/2022 13:10	13.4	3/8/2022 13:10	92.1	0.0	78.7
3/8/2022 13:20	12.1	3/8/2022 13:20	16.9	0.0	4.8
3/8/2022 13:30	14	3/8/2022 13:30	103.4	0.0	89.4
3/8/2022 13:40	12.5	3/8/2022 14:00		0.0	-12.5
3/8/2022 13:50	15.8	3/8/2022 14:10		0.0	-15.8
3/8/2022 14:00	13.2	3/8/2022 14:00	78.2	0.0	65
3/8/2022 14:10	15.2	3/8/2022 14:10	128.3	0.0	113.1
3/8/2022 14:20	12.7	3/8/2022 14:20	59	0.0	46.3
3/8/2022 14:30	11.1	3/8/2022 14:30	32.5	0.0	21.4
3/8/2022 14:40	10	3/8/2022 14:40	106.3	0.0	96.3
3/8/2022 14:50	35.6	3/8/2022 14:50	131.8	0.0	96.2
3/8/2022 15:00	39.4	3/8/2022 15:00	132.9	0.0	93.5
3/8/2022 15:10	25.1	3/3/2022 14:50	14.9	0.0	-10.2
					0
					0
					0
					0

**\*\*Particulate Threshold PM 10 15minute average = 100µg/m³ above background**



960 Busti Ave.  
Buffalo, New York 14213

### DAILY FIELD REPORT

<b>Date:</b>	Tuesday, March 8, 2022
<b>Site Name:</b>	Pilgrim Village-Senior Site (915363)
<b>Location:</b>	1100 Michigan Ave., Buffalo
<b>Contractor-Subcontractors:</b>	Kulbacks - Empire Building Diagnostics (EBD)
<b>Weather Conditions:</b>	Sunny                      31 Deg F                      Wind: W 13mph
<b>Description of Work Performed:</b>	
	Empire Building Diagnostics (EBC) is demolishing Bldg #52-58.
	Dust Monitors set up. No indication of dust.
	(Use attached sheet for additional work description)
<b>Problems/Observations Noted:</b>	None
<b>Health and Safety Monitoring:</b>	None
<b>Contractor Work Force:</b>	Kulbacks: 1 Superintendant 3 operators EBD: 1 Supt, 2 Operators, 1 Laborer
<b>Contractor Equipment:</b>	Kulbacks: 2 excavators, 2 dozers, 1 skidsteer, 2 rollers EBD: 2 excavators
<b>Attachments:</b>	Daily Photolog, Air Monitoring Report, Work Location Map
<b>Inspector's Name:</b>	Libby Broderick

# Photo Log

Site: Pilgrim Village-Senior Site (915363)

Date: Tuesday, March 8, 2022



EBC prepping to demolish Bldg. #53-58.



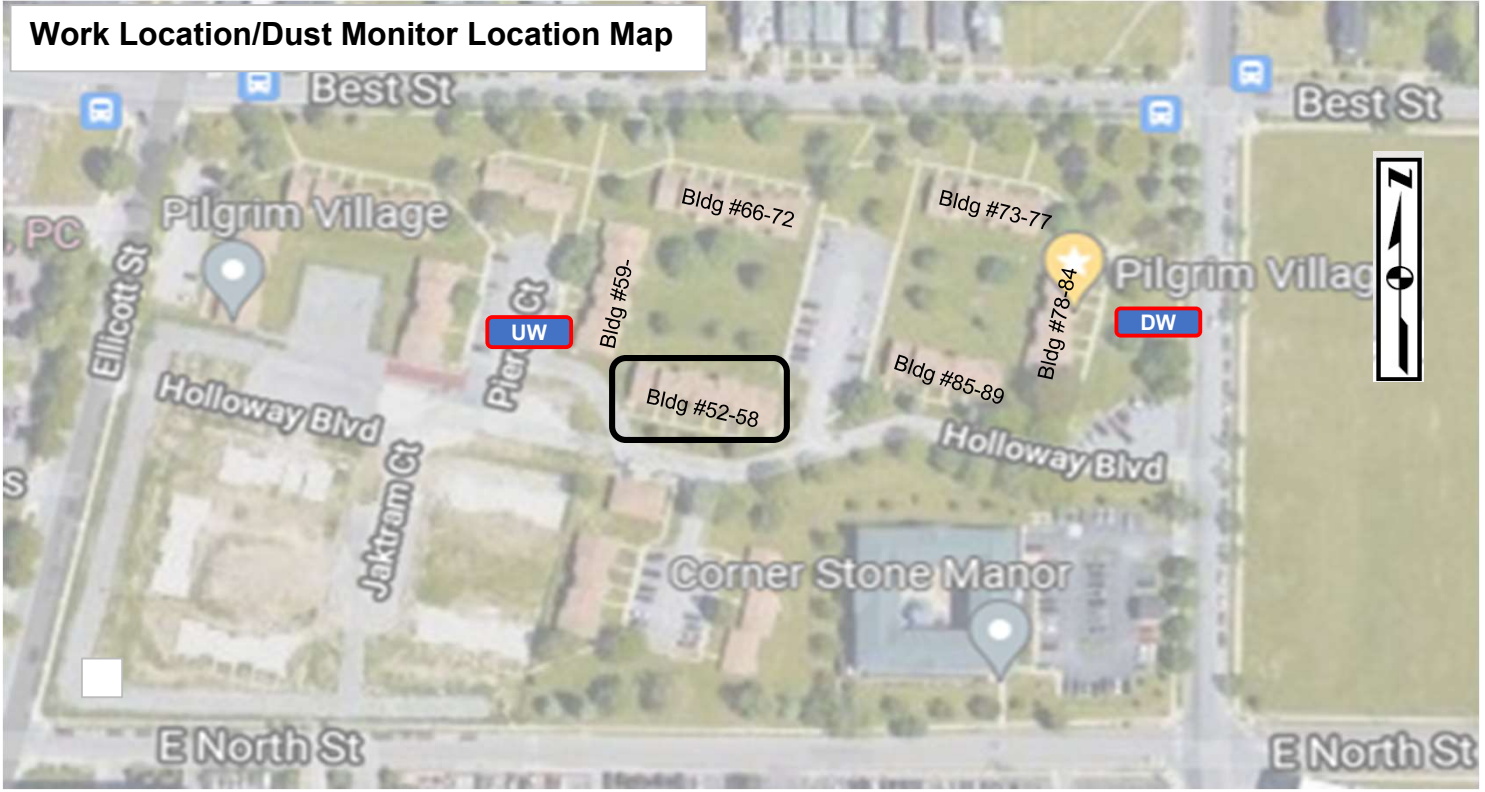
Demolishing Bldg. #53-58. Looking north.

Upwind Data		Downwind Data			Delta
Time	PM10 15min Average (µg/m³)	Time	PM10 15min Average (µg/m³)	VOC 15min Average (ppm)	PM10 15min Average (µg/m³)
3/8/2022 8:10	14.1	3/8/2022 8:10	29.2	0.0	15.1
3/8/2022 8:20	13.2	3/8/2022 8:20	21.8	0.0	8.6
3/8/2022 8:30	12.8	3/8/2022 8:30	15.6	0.0	2.8
3/8/2022 8:40	14.6	3/8/2022 8:40	6.4	0.0	-8.2
3/8/2022 8:50	12.8	3/8/2022 8:50	25.7	0.0	12.9
3/8/2022 9:00	9.8	3/8/2022 9:00	28.4	0.0	18.6
3/8/2022 9:10	10.1	3/8/2022 9:10	10.7	0.0	0.6
3/8/2022 9:20	11.5	3/8/2022 9:20	8.9	0.0	-2.6
3/8/2022 9:30	7.7	3/8/2022 9:30	6.8	0.0	-0.9
3/8/2022 9:40	8.3	3/8/2022 9:40	11.1	0.0	2.8
3/8/2022 9:50	9.2	3/8/2022 9:50	17	0.0	7.8
3/8/2022 10:00	12.3	3/8/2022 10:00	5.5	0.0	-6.8
3/8/2022 10:10	13.4	3/8/2022 10:10	7.1	0.0	-6.3
3/8/2022 10:20	12.1	3/8/2022 10:20	8.5	0.0	-3.6
3/8/2022 10:30	14	3/8/2022 10:30	8.8	0.0	-5.2
3/8/2022 10:40	12.5	3/8/2022 10:40	14.4	0.0	1.9
3/8/2022 10:50	15.5	3/8/2022 10:50	103.5	0.0	88
3/8/2022 11:00	27.5	3/8/2022 11:00	96.7	0.0	69.2
3/8/2022 11:10	44.1	3/8/2022 11:10	139.2	0.0	95.1
3/8/2022 11:20	23.7	3/8/2022 11:20	46.9	0.0	23.2
3/8/2022 11:30	32.9	3/8/2022 11:30	27.7	0.0	-5.2
3/8/2022 11:40	14.6	3/8/2022 11:40	33	0.0	18.4
3/8/2022 11:50	16.7	3/8/2022 11:50	21.6	0.0	4.9
3/8/2022 12:00	9	3/8/2022 12:00	19.6	0.0	10.6
3/8/2022 12:10	10.8	3/8/2022 12:10	20.9	0.0	10.1
3/8/2022 12:20	12.1	3/8/2022 12:20	45.4	0.0	33.3
3/8/2022 12:30	7.7	3/8/2022 12:30	57.4	0.0	49.7
3/8/2022 12:40	8.3	3/8/2022 12:40	52.8	0.0	44.5
3/8/2022 12:50	9.2	3/8/2022 12:50	68.5	0.0	59.3
3/8/2022 13:00	27.8	3/8/2022 13:00	126	0.0	98.2
3/8/2022 13:10	13.4	3/8/2022 13:10	92.1	0.0	78.7
3/8/2022 13:20	12.1	3/8/2022 13:20	16.9	0.0	4.8
3/8/2022 13:30	14	3/8/2022 13:30	103.4	0.0	89.4
3/8/2022 13:40	12.5	3/8/2022 14:00		0.0	-12.5
3/8/2022 13:50	15.8	3/8/2022 14:10		0.0	-15.8
3/8/2022 14:00	13.2	3/8/2022 14:00	78.2	0.0	65
3/8/2022 14:10	15.2	3/8/2022 14:10	128.3	0.0	113.1
3/8/2022 14:20	12.7	3/8/2022 14:20	59	0.0	46.3
3/8/2022 14:30	11.1	3/8/2022 14:30	32.5	0.0	21.4
3/8/2022 14:40	10	3/8/2022 14:40	106.3	0.0	96.3
3/8/2022 14:50	35.6	3/8/2022 14:50	131.8	0.0	96.2
3/8/2022 15:00	39.4	3/8/2022 15:00	132.9	0.0	93.5
3/8/2022 15:10	25.1	3/3/2022 14:50	14.9	0.0	-10.2
					0
					0
					0
					0




**\*\*Particulate Threshold PM 10 15minute average = 100µg/m³ above background**

Site Name: Pilgrim Village-Senior Site (915363)

Date: Tuesday, March 8, 2022



**LEGEND**

-  Dust Monitor Location (Upwind)
-  Dust Monitor Location (Downwind)
-  Work Location





960 Busti Ave.  
Buffalo, New York 14213

### DAILY FIELD REPORT

<b>Date:</b>	Wednesday, March 9, 2022
<b>Site Name:</b>	Pilgrim Village-Senior Site (915363)
<b>Location:</b>	1100 Michigan Ave., Buffalo
<b>Contractor-Subcontractors:</b>	Kulbacks - Empire Building Diagnostics (EBD)
<b>Weather Conditions:</b>	Cloudy                      31 Deg F                      Wind: NE 3mph
<b>Description of Work Performed:</b>	
	Empire Building Diagnostics (EBC) is demolishing Bldg #59-65.
	The vertical portion of Bldg. #52-58 is down. Foundations remain.
	EBC is loading out nonfriable asbestos containing demo debris to haul to Modern landfill.
	Dust Monitors set up. No indication of dust.
	(Use attached sheet for additional work description)
<b>Problems/Observations Noted:</b>	None
<b>Health and Safety Monitoring:</b>	None
<b>Contractor Work Force:</b>	Kulbacks: 1 Superintendant 3 operators EBD: 1 Supt, 2 Operators, 1 Laborer
<b>Contractor Equipment:</b>	Kulbacks: 2 excavators, 2 dozers, 1 skidsteer, 2 rollers EBD: 2 excavators
<b>Attachments:</b>	Daily Photolog, Air Monitoring Report, Work Location Map
<b>Inspector's Name:</b>	Libby Broderick



960 Busti Ave.  
Buffalo, New York 14213

### DAILY FIELD REPORT

**Date:** Wednesday, March 9, 2022  
**Site Name:** Pilgrim Village-Senior Site (915363)  
**Location:** 1100 Michigan Ave., Buffalo

**Description of Work Performed (cont):**

**Materials Import/Export**

**Imported Material:**

Material	Truck #		Loads		Amount (Tons)

**Total Stone Delivered (Tons)                    0**

**Exported Material:**

Material	Destination	Loads
NF ACM Demo Debris	Modern Landfill	4

**Total Material Hauled - Approx. (Tons)                    80**

**Total Material Hauled - Approx. (Tons)                    0**

# Photo Log

Site: Pilgrim Village-Senior Site (915363)

Date: Wednesday, March 9, 2022



EBC prepping to demolish Bldg. #53-58.  
Looking south.



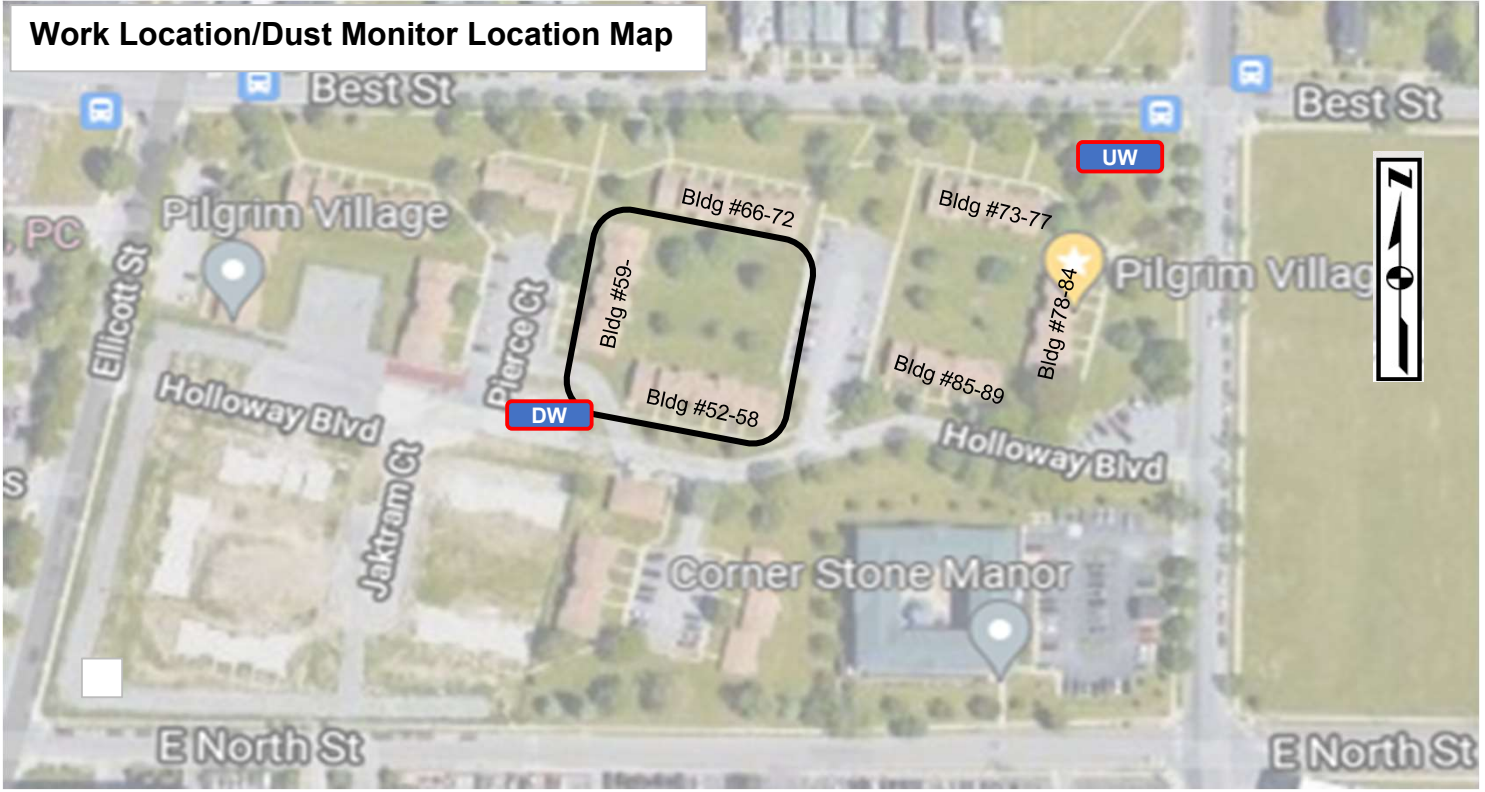
Bldg. #59-65, prepping to demolish.  
Looking south.

Upwind Data		Downwind Data			Delta
Time	PM10 15min Average (µg/m³)	Time	PM10 15min Average (µg/m³)	VOC 15min Average (ppm)	PM10 15min Average (µg/m³)
		3/9/2022 8:50	98.3	0.0	98.3
		3/9/2022 9:00	33.6	0.0	33.6
3/9/2022 9:10	3.6	3/9/2022 9:10	91.9	0.0	88.3
3/9/2022 9:20	7.3	3/9/2022 9:20	107.4	0.0	100.1
3/9/2022 9:30	5.2	3/9/2022 9:30	94.8	0.0	89.6
3/9/2022 9:40	7.4	3/9/2022 9:40	47.1	0.0	39.7
3/9/2022 9:50	8.1	3/9/2022 9:50	38.9	0.0	30.8
3/9/2022 10:00	3.5	3/9/2022 10:00	90.2	0.0	86.7
3/9/2022 10:10	9.4	3/9/2022 10:10	39	0.0	29.6
3/9/2022 10:20	7.3	3/9/2022 10:20	46.3	0.0	39
3/9/2022 10:30	7.5	3/9/2022 10:30	44.7	0.0	37.2
3/9/2022 10:40	7.8	3/9/2022 10:40	16.4	0.0	8.6
3/9/2022 10:50	9	3/9/2022 10:50	29.2	0.0	20.2
3/9/2022 11:00	3	3/9/2022 11:00	12.6	0.0	9.6
3/9/2022 11:10	1.4	3/9/2022 11:10	12.2	0.0	10.8
3/9/2022 11:20	6.7	3/9/2022 11:20	7.8	0.0	1.1
3/9/2022 11:30	4.1	3/9/2022 11:30	7.4	0.0	3.3
3/9/2022 11:40	6.8	3/9/2022 11:40	68.4	0.0	61.6
3/9/2022 11:50	9.4	3/9/2022 11:50	60.5	0.0	51.1
3/9/2022 12:00	9.1	3/9/2022 12:00	36	0.0	26.9
3/9/2022 12:10	8.9	3/9/2022 12:10	24.5	0.0	15.6
3/9/2022 12:20	9.9	3/9/2022 12:20	14.8	0.0	4.9
3/9/2022 12:30	13	3/9/2022 12:30	23.9	0.0	10.9
3/9/2022 12:40	12	3/9/2022 12:40	49.1	0.0	37.1
3/9/2022 12:50	12.7	3/9/2022 12:50	34.7	0.0	22
3/9/2022 13:00	12.1	3/9/2022 13:00	12	0.0	-0.1
3/9/2022 13:10	10.3	3/9/2022 13:10	21.9	0.0	11.6
3/9/2022 13:20	8.8	3/9/2022 13:20	12	0.0	3.2
3/9/2022 13:30	8.6	3/9/2022 13:30	17.2	0.0	8.6
3/9/2022 13:40	6.4	3/9/2022 13:40	10.2	0.0	3.8
3/9/2022 13:50	6.8	3/9/2022 13:50	9.4	0.0	2.6
3/9/2022 14:00	4.7	3/9/2022 14:00	10.9	0.0	6.2
3/9/2022 14:10	4.8	3/9/2022 14:10	6	0.0	1.2
3/9/2022 14:20	7.6	3/9/2022 14:20	16.2	0.0	8.6
3/9/2022 14:30	8.3	3/9/2022 14:30	8.6	0.0	0.3
3/9/2022 14:40	5.9	3/9/2022 14:40	5	0.0	-0.9
3/9/2022 14:50	5.7	3/9/2022 14:50	6.5	0.0	0.8
3/9/2022 15:00	6.9	3/9/2022 15:00	9	0.0	2.1
3/9/2022 15:10	6.7	3/9/2022 15:10	10	0.0	3.3
				0.0	0
				0.0	0
				0.0	0
				0.0	0
					0
					0
					0
					0




**\*\*Particulate Threshold PM 10 15minute average = 100µg/m³ above background**

Site Name: Pilgrim Village-Senior Site (915363)

Date: Wednesday, March 9, 2022



**LEGEND**

-  Dust Monitor Location (Upwind)
-  Dust Monitor Location (Downwind)
-  Work Location

Upwind Data		Downwind Data			Delta
Time	PM10 15min Average (µg/m³)	Time	PM10 15min Average (µg/m³)	VOC 15min Average (ppm)	PM10 15min Average (µg/m³)
		3/9/2022 8:50	98.3	0.0	98.3
		3/9/2022 9:00	33.6	0.0	33.6
3/9/2022 9:10	3.6	3/9/2022 9:10	91.9	0.0	88.3
3/9/2022 9:20	7.3	3/9/2022 9:20	107.4	0.0	100.1
3/9/2022 9:30	5.2	3/9/2022 9:30	94.8	0.0	89.6
3/9/2022 9:40	7.4	3/9/2022 9:40	47.1	0.0	39.7
3/9/2022 9:50	8.1	3/9/2022 9:50	38.9	0.0	30.8
3/9/2022 10:00	3.5	3/9/2022 10:00	90.2	0.0	86.7
3/9/2022 10:10	9.4	3/9/2022 10:10	39	0.0	29.6
3/9/2022 10:20	7.3	3/9/2022 10:20	46.3	0.0	39
3/9/2022 10:30	7.5	3/9/2022 10:30	44.7	0.0	37.2
3/9/2022 10:40	7.8	3/9/2022 10:40	16.4	0.0	8.6
3/9/2022 10:50	9	3/9/2022 10:50	29.2	0.0	20.2
3/9/2022 11:00	3	3/9/2022 11:00	12.6	0.0	9.6
3/9/2022 11:10	1.4	3/9/2022 11:10	12.2	0.0	10.8
3/9/2022 11:20	6.7	3/9/2022 11:20	7.8	0.0	1.1
3/9/2022 11:30	4.1	3/9/2022 11:30	7.4	0.0	3.3
3/9/2022 11:40	6.8	3/9/2022 11:40	68.4	0.0	61.6
3/9/2022 11:50	9.4	3/9/2022 11:50	60.5	0.0	51.1
3/9/2022 12:00	9.1	3/9/2022 12:00	36	0.0	26.9
3/9/2022 12:10	8.9	3/9/2022 12:10	24.5	0.0	15.6
3/9/2022 12:20	9.9	3/9/2022 12:20	14.8	0.0	4.9
3/9/2022 12:30	13	3/9/2022 12:30	23.9	0.0	10.9
3/9/2022 12:40	12	3/9/2022 12:40	49.1	0.0	37.1
3/9/2022 12:50	12.7	3/9/2022 12:50	34.7	0.0	22
3/9/2022 13:00	12.1	3/9/2022 13:00	12	0.0	-0.1
3/9/2022 13:10	10.3	3/9/2022 13:10	21.9	0.0	11.6
3/9/2022 13:20	8.8	3/9/2022 13:20	12	0.0	3.2
3/9/2022 13:30	8.6	3/9/2022 13:30	17.2	0.0	8.6
3/9/2022 13:40	6.4	3/9/2022 13:40	10.2	0.0	3.8
3/9/2022 13:50	6.8	3/9/2022 13:50	9.4	0.0	2.6
3/9/2022 14:00	4.7	3/9/2022 14:00	10.9	0.0	6.2
3/9/2022 14:10	4.8	3/9/2022 14:10	6	0.0	1.2
3/9/2022 14:20	7.6	3/9/2022 14:20	16.2	0.0	8.6
3/9/2022 14:30	8.3	3/9/2022 14:30	8.6	0.0	0.3
3/9/2022 14:40	5.9	3/9/2022 14:40	5	0.0	-0.9
3/9/2022 14:50	5.7	3/9/2022 14:50	6.5	0.0	0.8
3/9/2022 15:00	6.9	3/9/2022 15:00	9	0.0	2.1
3/9/2022 15:10	6.7	3/9/2022 15:10	10	0.0	3.3
				0.0	0
				0.0	0
				0.0	0
				0.0	0
					0
					0
					0
					0

**\*\*Particulate Threshold PM 10 15minute average = 100µg/m³ above background**

Upwind Data		Downwind Data			Delta
Time	PM10 15min Average (µg/m³)	Time	PM10 15min Average (µg/m³)	VOC 15min Average (ppm)	PM10 15min Average (µg/m³)
3/10/2022 8:00	7.2	3/9/2022 8:50	98.3	0.0	91.1
3/10/2022 8:10	7.5	3/10/2022 8:10	13.6	0.0	6.1
3/10/2022 8:20	11.8	3/10/2022 8:20	14.1	0.0	2.3
3/10/2022 8:30	10.6	3/10/2022 8:30	14.3	0.0	3.7
3/10/2022 8:40	18	3/10/2022 8:40	14.5	0.0	-3.5
3/10/2022 8:50	7.6	3/10/2022 8:50	13	0.0	5.4
3/10/2022 9:00	7.7	3/10/2022 9:00	19.1	0.0	11.4
3/10/2022 9:10	9.6	3/10/2022 9:10	32.4	0.0	22.8
3/10/2022 9:20	11.6	3/10/2022 9:20	38.4	0.0	26.8
3/10/2022 9:30	8.8	3/10/2022 9:30	30.2	0.0	21.4
3/10/2022 9:40	7.4	3/10/2022 9:40	28.6	0.0	21.2
3/10/2022 9:50	7.8	3/10/2022 9:50	25.3	0.0	17.5
3/10/2022 10:00	6.7	3/10/2022 10:00	21.3	0.0	14.6
3/10/2022 10:10	109.8	3/10/2022 10:10	18.9	0.0	-90.9
3/10/2022 10:20	117.5	3/10/2022 10:20	19.1	0.0	-98.4
3/10/2022 10:30	7.5	3/10/2022 10:30	17	0.0	9.5
3/10/2022 10:40	7.6	3/10/2022 10:40	14.5	0.0	6.9
3/10/2022 10:50	18.8	3/10/2022 10:50	16.6	0.0	-2.2
3/10/2022 11:00	20.4	3/10/2022 11:00	10.9	0.0	-9.5
3/10/2022 11:10	6.7	3/10/2022 11:10	12.2	0.0	5.5
3/10/2022 11:20	30.1	3/10/2022 11:20	14.4	0.0	-15.7
3/10/2022 11:30	48.2	3/10/2022 11:30	15.8	0.0	-32.4
3/10/2022 11:40	4.7	3/10/2022 11:40	9	0.0	4.3
3/10/2022 11:50	4	3/10/2022 11:50	8.2	0.0	4.2
3/10/2022 12:00	4.9	3/10/2022 12:00	11.5	0.0	6.6
3/10/2022 12:10	5.4	3/10/2022 12:10	11.5	0.0	6.1
3/10/2022 12:20	7.5	3/10/2022 12:20	8.7	0.0	1.2
3/10/2022 12:30	7.8	3/10/2022 12:30	7.7	0.0	-0.1
3/10/2022 12:40	6.3	3/10/2022 12:40	8.3	0.0	2
3/10/2022 12:50	6.8	3/10/2022 12:50	10.8	0.0	4
3/10/2022 13:00	10.1	3/10/2022 13:00	11.2	0.0	1.1
3/10/2022 13:10	11.8	3/10/2022 13:10	9.1	0.0	-2.7
3/10/2022 13:20	9.8	3/10/2022 13:20	14.3	0.0	4.5
3/10/2022 13:30	10.1	3/10/2022 13:30	30.7	0.0	20.6
3/10/2022 13:40	6.1	3/10/2022 13:40	47.2	0.0	41.1
3/10/2022 13:50	5.1	3/10/2022 13:50	38.6	0.0	33.5
3/10/2022 14:00	5.2	3/10/2022 14:00	15.8	0.0	10.6
3/10/2022 14:10	4.5	3/10/2022 14:10	18.2	0.0	13.7
3/10/2022 14:20	5.2	3/10/2022 14:20	15.3	0.0	10.1
3/10/2022 14:30	8	3/10/2022 14:30	21.9	0.0	13.9
3/10/2022 14:40	7.9	3/10/2022 14:40	16.5	0.0	8.6
3/10/2022 14:50	6.2	3/10/2022 14:50	24.8	0.0	18.6
3/10/2022 15:00	5.2	3/10/2022 15:00	22.4	0.0	17.2
3/10/2022 15:10	6.1	3/10/2022 15:10	9.6	0.0	3.5
3/10/2022 15:20	15.8	3/10/2022 15:20	9.1	0.0	-6.7
3/10/2022 15:30	28.1				-28.1
					0

**\*\*Particulate Threshold PM 10 15minute average = 100µg/m³ above background**



960 Busti Ave.  
Buffalo, New York 14213

### DAILY FIELD REPORT

<b>Date:</b>	Thursday, March 10, 2022
<b>Site Name:</b>	Pilgrim Village-Senior Site (915363)
<b>Location:</b>	1100 Michigan Ave., Buffalo
<b>Contractor-Subcontractors:</b>	Kulbacks - Empire Building Diagnostics (EBD)
<b>Weather Conditions:</b>	Partly Cloudy      30 Deg F      Wind: SW 5mph
<b>Description of Work Performed:</b>	
	Empire Building Diagnostics (EBC) is demolishing Bldg #59-65.
	Removing foundations for Bldg. #52-58. Stockpiling concrete.
	Dust Monitors set up. No indication of dust.
	(Use attached sheet for additional work description)
<b>Problems/Observations Noted:</b>	None
<b>Health and Safety Monitoring:</b>	None
<b>Contractor Work Force:</b>	Kulbacks: 1 Superintendant 3 operators EBD: 1 Supt, 2 Operators, 1 Laborer
<b>Contractor Equipment:</b>	Kulbacks: 2 excavators, 2 dozers, 1 skidsteer, 2 rollers EBD: 2 excavators
<b>Attachments:</b>	Daily Photolog, Air Monitoring Report, Work Location Map
<b>Inspector's Name:</b>	Libby Broderick



# Photo Log

Site: Pilgrim Village-Senior Site (915363)

Date: Thursday, March 10, 2022



Bldg. #59-65 demo. Looking west.



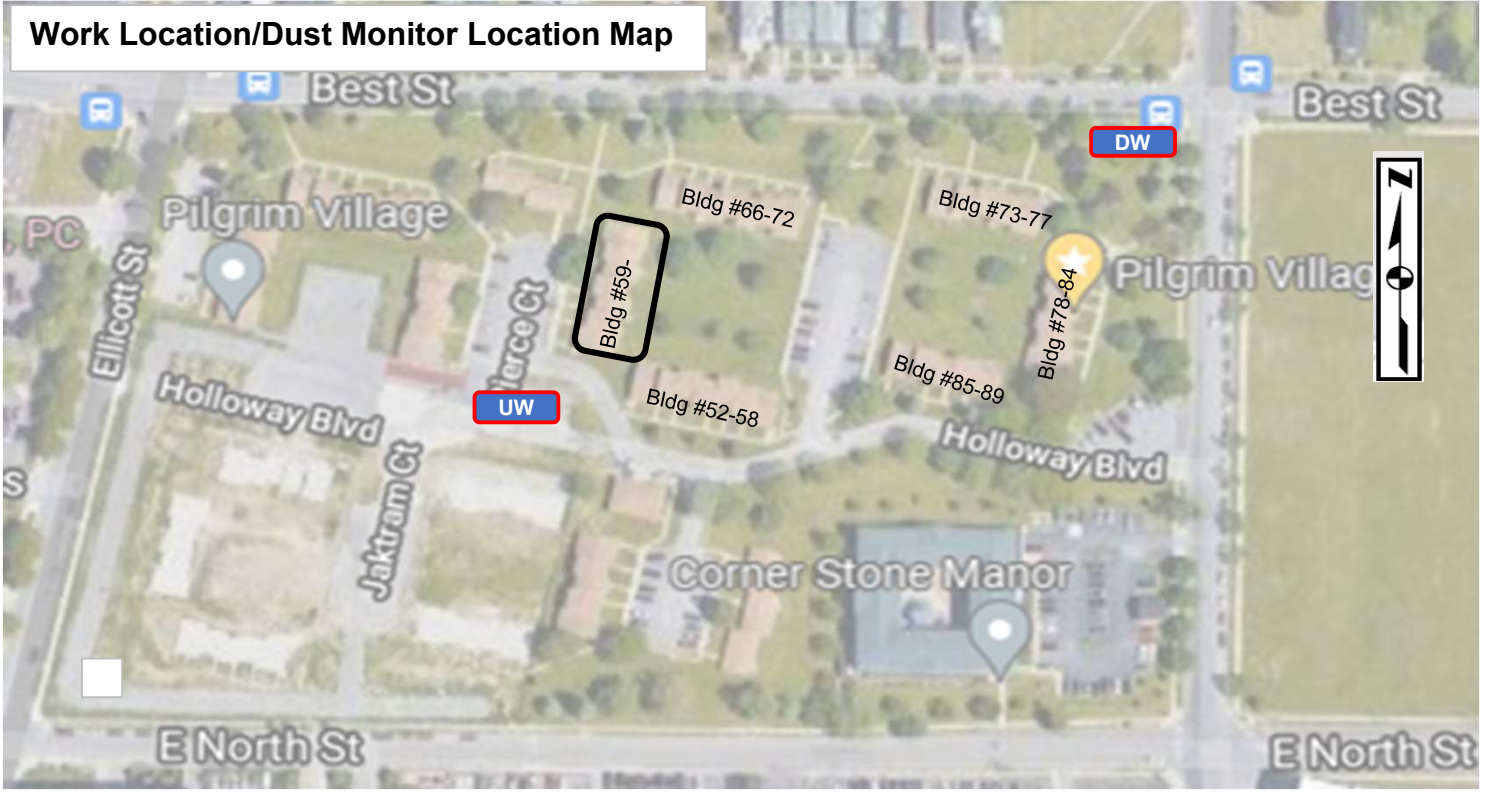
Bldg. #59-65 demo. Looking west.

Upwind Data		Downwind Data			Delta
Time	PM10 15min Average (µg/m³)	Time	PM10 15min Average (µg/m³)	VOC 15min Average (ppm)	PM10 15min Average (µg/m³)
3/10/2022 8:00	7.2	3/9/2022 8:50	98.3	0.0	91.1
3/10/2022 8:10	7.5	3/10/2022 8:10	13.6	0.0	6.1
3/10/2022 8:20	11.8	3/10/2022 8:20	14.1	0.0	2.3
3/10/2022 8:30	10.6	3/10/2022 8:30	14.3	0.0	3.7
3/10/2022 8:40	18	3/10/2022 8:40	14.5	0.0	-3.5
3/10/2022 8:50	7.6	3/10/2022 8:50	13	0.0	5.4
3/10/2022 9:00	7.7	3/10/2022 9:00	19.1	0.0	11.4
3/10/2022 9:10	9.6	3/10/2022 9:10	32.4	0.0	22.8
3/10/2022 9:20	11.6	3/10/2022 9:20	38.4	0.0	26.8
3/10/2022 9:30	8.8	3/10/2022 9:30	30.2	0.0	21.4
3/10/2022 9:40	7.4	3/10/2022 9:40	28.6	0.0	21.2
3/10/2022 9:50	7.8	3/10/2022 9:50	25.3	0.0	17.5
3/10/2022 10:00	6.7	3/10/2022 10:00	21.3	0.0	14.6
3/10/2022 10:10	109.8	3/10/2022 10:10	18.9	0.0	-90.9
3/10/2022 10:20	117.5	3/10/2022 10:20	19.1	0.0	-98.4
3/10/2022 10:30	7.5	3/10/2022 10:30	17	0.0	9.5
3/10/2022 10:40	7.6	3/10/2022 10:40	14.5	0.0	6.9
3/10/2022 10:50	18.8	3/10/2022 10:50	16.6	0.0	-2.2
3/10/2022 11:00	20.4	3/10/2022 11:00	10.9	0.0	-9.5
3/10/2022 11:10	6.7	3/10/2022 11:10	12.2	0.0	5.5
3/10/2022 11:20	30.1	3/10/2022 11:20	14.4	0.0	-15.7
3/10/2022 11:30	48.2	3/10/2022 11:30	15.8	0.0	-32.4
3/10/2022 11:40	4.7	3/10/2022 11:40	9	0.0	4.3
3/10/2022 11:50	4	3/10/2022 11:50	8.2	0.0	4.2
3/10/2022 12:00	4.9	3/10/2022 12:00	11.5	0.0	6.6
3/10/2022 12:10	5.4	3/10/2022 12:10	11.5	0.0	6.1
3/10/2022 12:20	7.5	3/10/2022 12:20	8.7	0.0	1.2
3/10/2022 12:30	7.8	3/10/2022 12:30	7.7	0.0	-0.1
3/10/2022 12:40	6.3	3/10/2022 12:40	8.3	0.0	2
3/10/2022 12:50	6.8	3/10/2022 12:50	10.8	0.0	4
3/10/2022 13:00	10.1	3/10/2022 13:00	11.2	0.0	1.1
3/10/2022 13:10	11.8	3/10/2022 13:10	9.1	0.0	-2.7
3/10/2022 13:20	9.8	3/10/2022 13:20	14.3	0.0	4.5
3/10/2022 13:30	10.1	3/10/2022 13:30	30.7	0.0	20.6
3/10/2022 13:40	6.1	3/10/2022 13:40	47.2	0.0	41.1
3/10/2022 13:50	5.1	3/10/2022 13:50	38.6	0.0	33.5
3/10/2022 14:00	5.2	3/10/2022 14:00	15.8	0.0	10.6
3/10/2022 14:10	4.5	3/10/2022 14:10	18.2	0.0	13.7
3/10/2022 14:20	5.2	3/10/2022 14:20	15.3	0.0	10.1
3/10/2022 14:30	8	3/10/2022 14:30	21.9	0.0	13.9
3/10/2022 14:40	7.9	3/10/2022 14:40	16.5	0.0	8.6
3/10/2022 14:50	6.2	3/10/2022 14:50	24.8	0.0	18.6
3/10/2022 15:00	5.2	3/10/2022 15:00	22.4	0.0	17.2
3/10/2022 15:10	6.1	3/10/2022 15:10	9.6	0.0	3.5
3/10/2022 15:20	15.8	3/10/2022 15:20	9.1	0.0	-6.7
3/10/2022 15:30	28.1				-28.1
					0




**\*\*Particulate Threshold PM 10 15minute average = 100µg/m³ above background**

Site Name: Pilgrim Village-Senior Site (915363)

Date: Thursday, March 10, 2022



**LEGEND**

-  Dust Monitor Location (Upwind)
-  Dust Monitor Location (Downwind)
-  Work Location



960 Busti Ave.  
Buffalo, New York 14213

### DAILY FIELD REPORT

<b>Date:</b>	Friday, March 11, 2022
<b>Site Name:</b>	Pilgrim Village-Senior Site (915363)
<b>Location:</b>	1100 Michigan Ave., Buffalo
<b>Contractor-Subcontractors:</b>	Kulbacks - Empire Building Diagnostics (EBD)
<b>Weather Conditions:</b>	Overcast                      30 Deg F                      Wind: E 8mph
<b>Description of Work Performed:</b>	
	Empire Building Diagnostics (EBC) finished demolishing Bldg #59-65.
	Vertical portion of Bldg. #59-65 is down. Foundations remain.
	Dust Monitors set up. No indication of dust.
	(Use attached sheet for additional work description)
<b>Problems/Observations Noted:</b>	None
<b>Health and Safety Monitoring:</b>	None
<b>Contractor Work Force:</b>	Kulbacks: 1 Superintendant 3 operators EBD: 1 Supt, 2 Operators, 1 Laborer
<b>Contractor Equipment:</b>	Kulbacks: 2 excavators, 2 dozers, 1 skidsteer, 2 rollers EBD: 2 excavators
<b>Attachments:</b>	Daily Photolog, Air Monitoring Report, Work Location Map
<b>Inspector's Name:</b>	Libby Broderick

# Photo Log

Site: Pilgrim Village-Senior Site (915363)

Date: Friday, March 11, 2022



Bldg. #59-65 demo. Looking northwest.



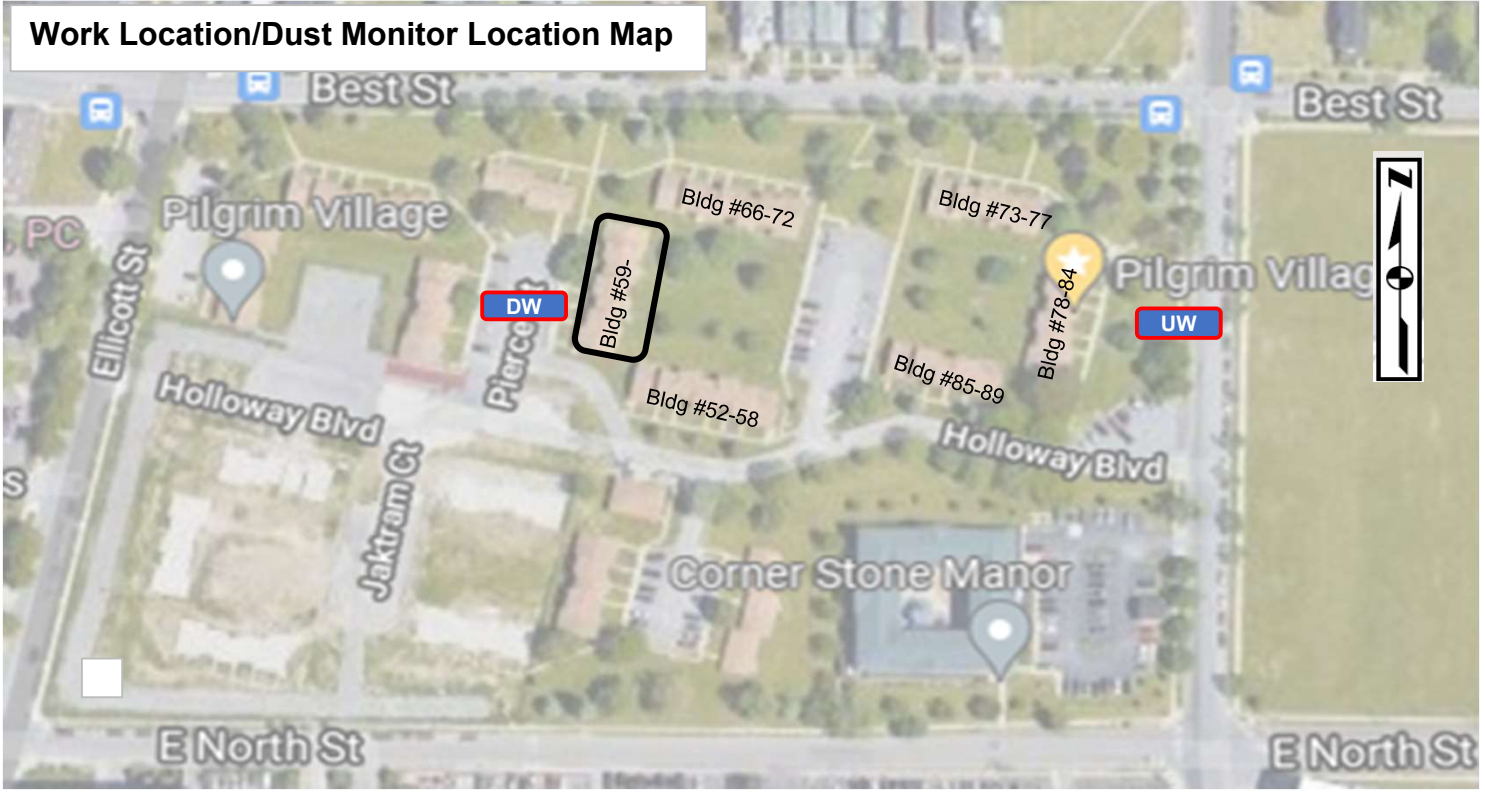
Bldg. #59-65 demo. Looking north.

Upwind Data		Downwind Data			Delta
Time	PM10 15min Average (µg/m³)	Time	PM10 15min Average (µg/m³)	VOC 15min Average (ppm)	PM10 15min Average (µg/m³)
3/11/2022 8:10	7.3	3/11/2022 8:10	31.7	0.0	24.4
3/11/2022 8:20	6.7	3/11/2022 8:20	27.5	0.0	20.8
3/11/2022 8:30	3.6	3/11/2022 8:30	25.3	0.0	21.7
3/11/2022 8:40	7.8	3/11/2022 8:40	42.6	0.0	34.8
3/11/2022 8:50	9.1	3/11/2022 8:50	64.9	0.0	55.8
3/11/2022 9:00	8.2	3/11/2022 9:00	83.8	0.0	75.6
3/11/2022 9:10	9.9	3/11/2022 9:10	34.4	0.0	24.5
3/11/2022 9:20	12.4	3/11/2022 9:20	19.1	0.0	6.7
3/11/2022 9:30	9.5	3/11/2022 9:30	17.2	0.0	7.7
3/11/2022 9:40	13.1	3/11/2022 9:40	24.2	0.0	11.1
3/11/2022 9:50	14.6	3/11/2022 9:50	28.2	0.0	13.6
3/11/2022 10:00	11.3	3/11/2022 10:00	44.8	0.0	33.5
3/11/2022 10:10	15.8	3/11/2022 10:10	66.2	0.0	50.4
3/11/2022 10:20	17.1	3/11/2022 10:20	48.3	0.0	31.2
3/11/2022 10:30	32.1	3/11/2022 10:30	124.6	0.0	92.5
3/11/2022 10:40	33.1	3/11/2022 10:40	175.5	0.0	142.4
3/11/2022 10:50	25.2	3/11/2022 10:50	64.8	0.0	39.6
3/11/2022 11:00	24.3	3/11/2022 11:00	113.7	0.0	89.4
3/11/2022 11:10	58.1	3/11/2022 11:10	74.6	0.0	16.5
3/11/2022 11:20	52.8	3/11/2022 11:20	13.5	0.0	-39.3
3/11/2022 11:30	85	3/11/2022 11:30	12.7	0.0	-72.3
3/11/2022 11:40	88.5	3/11/2022 11:40	14.4	0.0	-74.1
3/11/2022 11:50	32.6	3/11/2022 11:50	12.5	0.0	-20.1
3/11/2022 12:00	23.9	3/11/2022 12:00	17.4	0.0	-6.5
3/11/2022 12:10	47	3/11/2022 12:10	17.7	0.0	-29.3
3/11/2022 12:20	72.1	3/11/2022 12:20	12.3	0.0	-59.8
3/11/2022 12:30	55.8	3/11/2022 12:30	13	0.0	-42.8
3/11/2022 12:40	41.7	3/11/2022 12:40	11.8	0.0	-29.9
3/11/2022 12:50	48.6	3/11/2022 12:50	11.1	0.0	-37.5
3/11/2022 13:00	35.8	3/11/2022 13:00	12.1	0.0	-23.7
3/11/2022 13:10	16.7	3/11/2022 13:10	14.4	0.0	-2.3
3/11/2022 13:20	15.9	3/11/2022 13:20	14.8	0.0	-1.1
3/11/2022 13:30	21.7	3/11/2022 13:30	16.3	0.0	-5.4
3/11/2022 13:40	26.2	3/11/2022 13:40	14.1	0.0	-12.1
3/11/2022 13:50	14.3	3/11/2022 13:50	12.7	0.0	-1.6
3/11/2022 14:00	17.1	3/11/2022 14:00	13.9	0.0	-3.2
3/11/2022 14:10	13.6	3/11/2022 14:10	14.5	0.0	0.9
3/11/2022 14:20	12.7	3/11/2022 14:20	13.7	0.0	1
3/11/2022 14:30	10.1	3/11/2022 14:30	11.6	0.0	1.5
3/11/2022 14:40	15.4	3/11/2022 14:40	12.1	0.0	-3.3
3/11/2022 14:50	11.2	3/11/2022 14:50	9.7	0.0	-1.5
3/11/2022 15:00	11	3/11/2022 15:00	6.2	0.0	-4.8
					0
					0
					0
					0
					0



**\*\*Particulate Threshold PM 10 15minute average = 100µg/m³ above background**

Site Name: Pilgrim Village-Senior Site (915363)

Date: Friday, March 11, 2022



**LEGEND**

-  Dust Monitor Location (Upwind)
-  Dust Monitor Location (Downwind)
-  Work Location

Upwind Data		Downwind Data			Delta
Time	PM10 15min Average (µg/m³)	Time	PM10 15min Average (µg/m³)	VOC 15min Average (ppm)	PM10 15min Average (µg/m³)
3/11/2022 8:10	7.3	3/11/2022 8:10	31.7	0.0	24.4
3/11/2022 8:20	6.7	3/11/2022 8:20	27.5	0.0	20.8
3/11/2022 8:30	3.6	3/11/2022 8:30	25.3	0.0	21.7
3/11/2022 8:40	7.8	3/11/2022 8:40	42.6	0.0	34.8
3/11/2022 8:50	9.1	3/11/2022 8:50	64.9	0.0	55.8
3/11/2022 9:00	8.2	3/11/2022 9:00	83.8	0.0	75.6
3/11/2022 9:10	9.9	3/11/2022 9:10	34.4	0.0	24.5
3/11/2022 9:20	12.4	3/11/2022 9:20	19.1	0.0	6.7
3/11/2022 9:30	9.5	3/11/2022 9:30	17.2	0.0	7.7
3/11/2022 9:40	13.1	3/11/2022 9:40	24.2	0.0	11.1
3/11/2022 9:50	14.6	3/11/2022 9:50	28.2	0.0	13.6
3/11/2022 10:00	11.3	3/11/2022 10:00	44.8	0.0	33.5
3/11/2022 10:10	15.8	3/11/2022 10:10	66.2	0.0	50.4
3/11/2022 10:20	17.1	3/11/2022 10:20	48.3	0.0	31.2
3/11/2022 10:30	32.1	3/11/2022 10:30	124.6	0.0	92.5
3/11/2022 10:40	33.1	3/11/2022 10:40	175.5	0.0	142.4
3/11/2022 10:50	25.2	3/11/2022 10:50	64.8	0.0	39.6
3/11/2022 11:00	24.3	3/11/2022 11:00	113.7	0.0	89.4
3/11/2022 11:10	58.1	3/11/2022 11:10	74.6	0.0	16.5
3/11/2022 11:20	52.8	3/11/2022 11:20	13.5	0.0	-39.3
3/11/2022 11:30	85	3/11/2022 11:30	12.7	0.0	-72.3
3/11/2022 11:40	88.5	3/11/2022 11:40	14.4	0.0	-74.1
3/11/2022 11:50	32.6	3/11/2022 11:50	12.5	0.0	-20.1
3/11/2022 12:00	23.9	3/11/2022 12:00	17.4	0.0	-6.5
3/11/2022 12:10	47	3/11/2022 12:10	17.7	0.0	-29.3
3/11/2022 12:20	72.1	3/11/2022 12:20	12.3	0.0	-59.8
3/11/2022 12:30	55.8	3/11/2022 12:30	13	0.0	-42.8
3/11/2022 12:40	41.7	3/11/2022 12:40	11.8	0.0	-29.9
3/11/2022 12:50	48.6	3/11/2022 12:50	11.1	0.0	-37.5
3/11/2022 13:00	35.8	3/11/2022 13:00	12.1	0.0	-23.7
3/11/2022 13:10	16.7	3/11/2022 13:10	14.4	0.0	-2.3
3/11/2022 13:20	15.9	3/11/2022 13:20	14.8	0.0	-1.1
3/11/2022 13:30	21.7	3/11/2022 13:30	16.3	0.0	-5.4
3/11/2022 13:40	26.2	3/11/2022 13:40	14.1	0.0	-12.1
3/11/2022 13:50	14.3	3/11/2022 13:50	12.7	0.0	-1.6
3/11/2022 14:00	17.1	3/11/2022 14:00	13.9	0.0	-3.2
3/11/2022 14:10	13.6	3/11/2022 14:10	14.5	0.0	0.9
3/11/2022 14:20	12.7	3/11/2022 14:20	13.7	0.0	1
3/11/2022 14:30	10.1	3/11/2022 14:30	11.6	0.0	1.5
3/11/2022 14:40	15.4	3/11/2022 14:40	12.1	0.0	-3.3
3/11/2022 14:50	11.2	3/11/2022 14:50	9.7	0.0	-1.5
3/11/2022 15:00	11	3/11/2022 15:00	6.2	0.0	-4.8
					0
					0
					0
					0
					0

**\*\*Particulate Threshold PM 10 15minute average = 100µg/m³ above background**