

ALL -



Lippes Mathias Wexler Friedman LLP

Richard M. Scherer, Jr.
Associate
rscherer@lippes.com

January 20, 2012

Via Regular Mail

Martin Doster
Regional Hazardous Waste Engineer
New York State Department of Environmental Conservation
270 Michigan Avenue
Buffalo, NY 14203-2999

RE: 704-744 Foote Avenue, Jamestown, New York


Dear Mr. Doster:

We are writing to inform you that Southside Station Inc. ("Southside Station") has recently completed testing at the property immediately adjacent to the above-referenced site. In this regard, enclosed please find a report showing the results of this testing. As you will see, we believe that an additional round of testing is necessary to determine the source of the potential contamination. Specifically, Southside Station desires to take additional samples in the vicinity of the offsite drycleaner. This testing would involve the collection of additional groundwater and sub-slab vapor samples.

Once you have had the opportunity to review this report, please contact me so that we can discuss the timing of this testing. Thank you.

Very truly yours,

LIPPES MATHIAS WEXLER FRIEDMAN LLP

By: 
Richard M. Scherer, Jr.

Enc.

cc: Anthony L. Lopes (w/ enclosure)
Sara Brennan, Esq. (via electronic mail)
John M. Bear, Esq. (via electronic mail)
Kevin J. Cross, Esq. (via electronic mail)



January 20, 2012

Mr. John M. Bear
Southside Station, Inc.
11501 Northlake Drive
Cincinnati, Ohio 45249

**Re: Offsite Site Investigation
Southside Plaza
704-744 Foote Avenue
Jamestown, New York 14701**

Dear Mr. Bear:

Apex Companies, LLC (Apex) is pleased to provide Southside Station, Inc. with the results of an Offsite Site Investigation on the adjoining Southside Foote Avenue Plaza, LLC (SFAP) property to the south of the Southside Plaza. This Offsite Site Investigation was conducted to further define the source area of the drycleaning chemicals detected in past investigations at the Southside Plaza property.

BACKGROUND

The Southside Plaza (Site) is located at 704-744 Foote Avenue in Jamestown, New York (Figure 1). Previous Phase 1 Assessments completed by others identified a dry cleaner and former gas station on the Site. Subsurface soil gas and sub-slab vapor sampling was conducted in August 2008 in the reported area of the former drycleaner, and soil and groundwater sampling was conducted in the area of the former gas station. The 2008 investigation identified tetrachloroethene (PCE) and trichloroethene (TCE), typical drycleaning solvents, in subsurface soil-gas and sub-slab vapor samples, and PCE in groundwater. As a result of these findings and new information regarding the suspected location of a former drycleaner, further subsurface investigation was conducted in March 2010. The investigation included additional soil and groundwater sampling as well as indoor air and sub-slab vapor sampling. PCE, TCE, and vinyl chloride (VC) were detected in several groundwater samples at concentrations above applicable groundwater standards. Soil-gas, sub-slab vapor, and indoor air analytical results from the 2008 and 2010 investigations are provided in Table 1. Soil and groundwater analytical results are provided in Tables 3 and 4, respectively.

In order to characterize the apparent release, identify the likely source area, and verify the direction of shallow groundwater flow, five permanent groundwater monitoring wells were installed at the Site and sampled in May and June 2010. PCE was detected at concentrations that exceeded applicable groundwater standards at four of the five well locations and TCE was detected at concentrations that exceeded applicable groundwater standards at three of the five well locations.

Additional research was conducted in October 2010 to verify the location of the former drycleaner. The additional research revealed two historic drycleaner locations nearby, one formerly located on-site at 736 Foote Avenue near the location of groundwater monitoring well MW-2 within the Southside Plaza footprint, and the other located approximately 30-feet south of the current property line on the adjoining SFAP property, at 750 Foote Avenue.

To investigate the possibility that drycleaning solvents may be migrating from offsite, particularly from the former drycleaner on the adjoining SFAP property to the south, Apex installed monitoring well MW-6 in February 2011. MW-6 was installed immediately downgradient of the former offsite drycleaner (750 Foote Avenue) and upgradient from the former onsite drycleaner (736 Foote Avenue) along the southern property boundary. In addition, Apex installed MW-7 in February 2011 along the western property boundary. Groundwater samples were collected from these two wells in April 2011. The second highest concentrations of PCE and TCE found at the site were detected in the groundwater sample collected from MW-6. The locations of all monitoring wells are shown in Figure 2.

In response to the PCE and TCE detections in MW-6, Apex requested permission to access the adjoining SFAP property to the south to determine whether drycleaning solvents detected in groundwater beneath the Southside Plaza property may be migrating from this adjoining property and the former offsite drycleaner location. Apex received approval from the owner of the SFAP property and, in December 2011, was onsite to perform the Offsite Site Investigation, as discussed in the following sections.

FIELD INVESTIGATION

On December 6, 2011, Terrie Swanson, a representative from Apex, was onsite to conduct investigation activities at the adjoining SFAP property. "Dig Safely New York" was notified at least 48 hours prior to initiating the work for the clearance of underground utilities in the vicinity of each of the sampling locations. Four soil borings were advanced through the overburden soils to bedrock refusal using hollow stem auger (HSA) drilling techniques. Soil boring locations were focused around the former offsite drycleaner location and the separate maintenance building to the west of the SFAP strip mall building. Permanent monitoring wells were installed in each of these soil borings. The locations of these offsite monitoring wells, MW-8 through

MW-11, along with the locations of the former onsite and offsite drycleaners and maintenance building, are shown on Figure 2.

Soil Sampling

Continuous soil samples were collected using 2-foot interval split-spoon sampling rods advanced through the hollow stem augers. Once retrieved, the samplers were split open for lithologic observation and sample collection. Collected soil samples were split into two portions. One portion was placed into a sealable plastic bag and allowed to equilibrate for a minimum of 30 minutes in a temperature controlled environment prior to field headspace screening analysis. The samples were then screened with a photoionization detector (PID) for the presence of volatile organic compounds (VOCs). No PID readings were detected above 1 ppm during field headspace screening. Since evidence of impacted soil was minimal during the screening, soil samples were selected from the soil boring interval determined to be most likely to be contaminated based on changes in soil type or moisture levels, and on the apparent depth of groundwater.

The second portion of the collected soil sample was placed in a 4-oz pre-cleaned glass jar and sealed with a Teflon[®]-lined lid, pending sample selection for laboratory analysis. Disposable nitrile gloves were used during sample collection to avoid cross contamination. Samples selected for laboratory analysis were properly labeled and placed in a cooler with ice to maintain an approximate temperature of 4°C in preparation for shipment to an environmental laboratory. Samples were submitted to Pace Analytical Services, Inc., in Indianapolis, Indiana (Pace) for analysis of VOCs by Method 8260. Chain-of-custody (COC) procedures were followed during all soil sample collection and handling activities. The laboratory analytical report and COC documentation for the soil samples is provided in Attachment A.

Shale bedrock was encountered in all four soil borings, with a depth range of 9.2 feet below ground surface (bgs) to 17.4 feet bgs. Overburden soils consisted of moist clayey silt and silty clay and wet silt to silty sands. Copies of boring logs, including the PID readings taken in the field, can be found in Attachment B.

Monitoring Well Installation

Each of the four soil borings was converted to a permanent monitoring well. Depths of the wells ranged from 10.8 feet to 16.3 feet bgs. Each well was constructed of 2-inch diameter, 10-slot PVC well screen and 2-inch diameter PVC riser pipe extending to the ground surface. No. 2 graded silica sand was used to fill the annular space from the bottom of the boring to approximately 2-feet above the top of the well screen. The remainder of the borehole was filled with bentonite to within approximately 2 feet of the surface and a well monument, complete with a water tight cover and concrete pad was constructed to prevent water from draining into the

to the northeast. This flow direction is consistent with the direction of groundwater flow determined during previous investigations at the Site.

Soil and Groundwater Results

Soil and groundwater analytical results discussed below include those from previous site investigations at the Southside Plaza as well as the most recent analytical results from the Offsite Site Investigation in December 2011. Soil analytical results are compared to New York State Department of Environmental Conservation (NYSDEC) Soil Cleanup Objectives (SCOs), as published in 6 NYCRR Part 375, effective December 14, 2006. Groundwater analytical results are compared to NYSDEC Division of Water Technical and Operational Guidance Series (1.1.1) Ambient Water Quality Standards and Guidance Values and Groundwater Effluent Limits (TOGS111).

Detections of halogenated VOCs in soils from previous site investigations and from the December 2011 Offsite Site Investigation are summarized in Table 3. PCE was detected in the 10 to 12 feet bgs soil sample collected from MW-8 at a concentration of 9.7 µg/kg, well below the corresponding SCO cleanup level of 1,400 µg/kg. Similar low levels of PCE (37 µg/kg) and TCE (4 µg/kg) were previously detected at MW-3 and low levels of PCE (110 µg/kg) were previously detected at MW-7; all PCE and TCE detections were below the SCO cleanup levels. Low levels of methylene chloride were also previously detected in soil samples collected from MW-1 through MW-7, most likely due to laboratory contamination based on the presence of methylene chloride in analysis batch blanks. No other VOCs were detected in soils above their laboratory Method Detection Limits (MDLs). Laboratory analytical results for soil samples collected during the December 2011 Offsite Site Investigation are provided in Attachment A.

Detections of halogenated VOCs in groundwater from previous site investigations and from the December 2011 Offsite Site Investigation are summarized in Table 4. PCE was detected above the groundwater standard of 5 µg/L in seven of the eleven monitoring wells, including MW-1, MW-2, MW-3, MW-5, MW-6, MW-8, and MW-11. Concentrations of PCE ranged from 11.5 to 2,300 µg/L. TCE was detected above the groundwater standard of 5 µg/L in four of the eleven monitoring wells, including MW-1, MW-2, MW-5, and MW-6. Concentrations of TCE ranged from 6.4 to 39 µg/L. In two of the eleven monitoring wells, MW-1 and MW-6, VC was detected at concentrations of 2.9 µg/L and 2.8 µg/L, respectively, above the groundwater standard of 2 µg/L. In one of the seven monitoring wells, MW-6, cis-1,2-dichloroethylene (cis-1,2-DCE) was detected at a concentration of 63 µg/L, above the groundwater standard of 5 µg/L. Methylene chloride was also detected in groundwater samples collected from MW-1 through MW-7 below the groundwater standard of 5 µg/L, likely due to laboratory contamination based on the presence of methylene chloride in analysis batch blanks. No other halogenated VOCs were detected in samples above the reporting limit. A summary of the groundwater analytical results are presented in Figure 4. Laboratory analytical results for groundwater samples collected

during the December 2011 Offsite Site Investigation are provided in Attachment D.

CONCLUSIONS

Based on the previous site investigations at the Southside Plaza property and on the recent Offsite Site Investigation, Apex concludes the following:

- With the exception of low levels of TCE detected in the soil sample collected from MW-3, low levels of PCE detected in the soil samples collected from MW-3, MW-7, and MW-8, and methylene chloride detected in soil samples collected from MW-1 through MW-7, no VOCs were detected in soil samples collected during investigation activities at the Site.
- PCE, TCE, cis-1,2-DCE, and VC were detected in groundwater samples collected during site investigation activities at levels that exceed the groundwater standard of 5 µg/L for PCE, TCE, and cis-1,2-DCE, and 2 µg/L for VC.
- The presence of PCE in the groundwater samples collected from monitoring wells MW-8 and MW-11, installed adjacent to the former offsite drycleaner (750 Foote Avenue) on the adjoining SFAP property, suggest that a release of drycleaning chemicals may have occurred from this former offsite drycleaner.
- The highest concentrations of PCE and TCE (2,300 µg/L and 39 µg/L, respectively) were detected in groundwater samples collected from MW-2, located immediately adjacent to the location of the former onsite drycleaner location. The second highest concentrations of PCE and TCE (1,200 µg/L and 28 µg/L, respectively) were detected in groundwater samples collected from MW-6, located downgradient of the former offsite drycleaner and upgradient from the former onsite drycleaner.
- No halogenated VOCs were detected above their associated MDL in groundwater samples collected from monitoring wells MW-4, MW-9, and MW-10A installed upgradient of both the former drycleaner locations and downgradient of the offsite maintenance building.
- Concentrations of PCE and TCE appear to be highest in the immediate vicinity of MW-2 and MW-6, then decrease by an order of magnitude in downgradient wells.

RECOMMENDATIONS

Based on the distribution of VOCs in groundwater beneath the Southside Plaza and the adjoining SFAP property, it does not appear that the source of VOCs is from the maintenance building on the adjoining SFAP property. However, based on the existing groundwater VOC distribution, Apex is unable to draw conclusions regarding the source of VOCs from either the offsite or onsite former drycleaners. Apex recommends an additional round of investigation in the vicinity of the offsite drycleaner, involving collection of additional groundwater and sub-slab vapor samples. A work plan for this investigation will be forwarded under separate cover.

REPORT LIMITATIONS

The findings presented in this report are not specific certainties; rather they are probabilities based upon professional judgment, analytical results and risk-based guidance values published by the NYSDOH and NYSDEC. Apex is not able to represent that the Site presents no environmental conditions other than those described during this investigation.

Implementation or use of the findings in this report does not assure the elimination of present or future liability or the fulfillment of the property owner's obligations under local, state or Federal laws. This report is prepared for the benefit of PECO and may not be relied upon by any other person or entity. The findings set forth in this report are limited in time and scope to the circumstances at the time of the field investigation.


Please feel free to call us with any questions that you may have.

Sincerely,

Apex Companies, LLC.



Jeff Lower, P.E.
Project Manager



Adam Flege, P.G.
Senior Geologist

Attachments - Tables
Figures
Attachments

TABLES

Table 1
Soil-Gas, Sub-Slab Vapor, and Indoor Air Analytical Results

Southside Plaza
 704-744 Foote Avenue
 Jamestown, New York

Sample Type	Indoor Air			Sub-Slab Vapor			Soil-Gas			NYSDOH Guidance Action*		
	Sample Date	3/31/2010	3/31/2010	3/31/2010	8/18/2008	8/18/2008	3/31/2010	8/18/2008	8/18/2008			
Analyte Concentration ($\mu\text{g}/\text{m}^3$)	IA-QM1	IA-QM2	IA-UPS	SS-01	SS-02	SS-UPS	SV-01	SV-02	NFA**	Monitor	Mitigate	
1,1,1-Trichloroethane	<130	<5.7	630	161	< 19.8	<4.9	<10.2	<2.03	< 100	100 to < 1,000	\geq 1,000	
Carbon Tetrachloride	<150	<6.5	<1,200	< 2.25	< 22.9	<5.6	<11.7	<2.34	< 50	50 to < 250	\geq 250	
Tetrachloroethylene	<160	<7	<1,300	152	104	6.7	1,310	34.5	< 100	100 to < 1,000	\geq 1,000	
Trichloroethylene	<130	<5.6	<1,000	16.9	< 19.5	<4.8	224	7.65	< 50	50 to < 250	\geq 250	

Notes :

Bold/Underlined - Result above laboratory detection limits

* New York State Department of Health Final Guidance for Evaluating Soil Vapor Intrusion in the State of New York, October 2006.

** NFA = No Further Action

Table 2
Monitoring Well Construction and Groundwater Elevations

Southside Plaza
704-744 Foote Avenue
Jamestown, New York

Monitoring Well ID	Well Depth (feet)	TOC Elevation (feet)	Screened Interval (feet bgs)	Depth to Water (feet) 12/13/2011	Groundwater Relative Elevation (feet) 12/13/2011
MW-1	20.0	98.52	5 - 20	7.55	90.97
MW-2	16.0	99.14	5.5 - 16	5.43	93.71
MW-3	14.0	97.44	4 - 14	5.25	92.19
MW-4	11.5	105.72	3.5 - 11.5	5.90	99.82
MW-5	20.0	95.99	5 - 20	9.37	86.62
MW-6	15.7	100.01	5.7 - 15.7	4.39	95.62
MW-7	15.2	99.69	5.2 - 15.2	6.47	93.22
MW-8	16.3	100.38	6.3 - 16.3	4.51	95.87
MW-9	12.4	103.97	4.4 - 12.4	3.98	99.99
MW-10A	11.8	100.98	5.8 - 11.8	2.42	98.56
MW-11	10.8	100.37	6.8 - 10.8	3.34	97.03

Notes :

TOC Elevation - Top of Casing Elevation measured in reference to an arbitrary benchmark with an elevation of 100 feet above mean sea level.
bgs - below ground surface

**Table 3
Soil Analytical Results**

Southside Plaza
704-744 Foote Avenue
Jamestown, New York

Sampling Date	May 26, 2010					February 1, 2011		NYSDEC SCO *
Monitoring Well ID	MW-1	MW-2	MW-3	MW-4	MW-5	MW-6	MW-7	
Sample Depth	8'-10' bgs	6'-8' bgs	8'-10' bgs	6'-8' bgs	4'-6' bgs	14'-16' bgs	12'-14' bgs	
VOCs (µg/kg)								
Methylene chloride	28 B	28 B	28 B	26 B	24 B	19 J,B	20 J,B	50
Tetrachloroethylene	<12	<12	37	<12	<12	<11	110	1,300
Trichloroethylene	<12	<12	4.0 J	<12	<12	<11	<11	470

Sampling Date	December 6, 2011			December 7, 2011			NYSDEC SCO *
Monitoring Well ID	MW-8		MW-9	MW-10A		MW-11	
Sample Depth	4'-6' bgs	10'-12' bgs	10'-12' bgs	6'-8' bgs	8'-10' bgs	6'-8' bgs	
VOCs (µg/kg)							
Methylene chloride	<22.6	<22.8	<23.6	<22.6	<21.7	<22.3	50
Tetrachloroethylene	<5.7	9.7	<5.9	<5.6	<5.4	<5.6	1,300
Trichloroethylene	<5.7	<5.7	<5.9	<5.6	<5.4	<5.6	470

Notes :

J - Detected below the Reporting Limit but greater than or equal to the Method Detection Limit (MDL); therefore, the result is an estimated concentration.

B - Analyte is found in the associated analysis batch blank.

* NYSDEC Soil Cleanup Objectives (SCOs), as published in 6 NYCRR Part 375, effective December 14, 2006.

**Table 4
Groundwater Analytical Results**

Southside Plaza
704-744 Foote Avenue
Jamestown, New York

Sampling Date	June 1, 2010						April 14, 2011	NYSDEC GW Standard *
Monitoring Well ID	MW-1	MW-2	MW-3	MW-3 Duplicate	MW-4	MW-5	MW-6	
VOCs (µg/L)								
cis-1,2-Dichloroethylene	3.2 J	2.8 J	1.8 J	1.8 J	<5	<5	63	5
trans-1,2-Dichloroethylene	<5	<5	<5	<5	<5	<5	3.6 J	5
Methylene chloride	5.0 J,B	4.2 J,B	3.5 J,B	4.4 J,B	3.0 J,B	2.6 J,B	5.3 J,B	5
Tetrachloroethylene	210	2,300	190	200	<5	110	1,200	5
Trichloroethylene	9.4	39	4.2 J	3.7 J	<5	6.4	28	5
Vinyl Chloride	2.9 J	<5	<5	<5	<5	<5	2.8 J	2

Sampling Date	April 14, 2011		December 13, 2011				NYSDEC GW Standard *	
Monitoring Well ID	MW-7	MW-7 Duplicate	MW-8	MW-8 Duplicate	MW-9	MW-10A		MW-11
VOCs (µg/L)								
cis-1,2-Dichloroethylene	<5	<5	<1	<1	<1	<1	<1	5
trans-1,2-Dichloroethylene	<5	<5	<4	<4	<4	<4	<4	5
Methylene chloride	4.7 J,B	4.9 J,B	<4	<4	<4	<4	<4	5
Tetrachloroethylene	1.0 J	<5	31.6	31.8	<1	<1	11.5	5
Trichloroethylene	<5	<5	<1	<1	<1	<1	<1	5
Vinyl Chloride	<5	<5	<0.4	<0.4	<0.4	<0.4	<0.4	2

Notes :

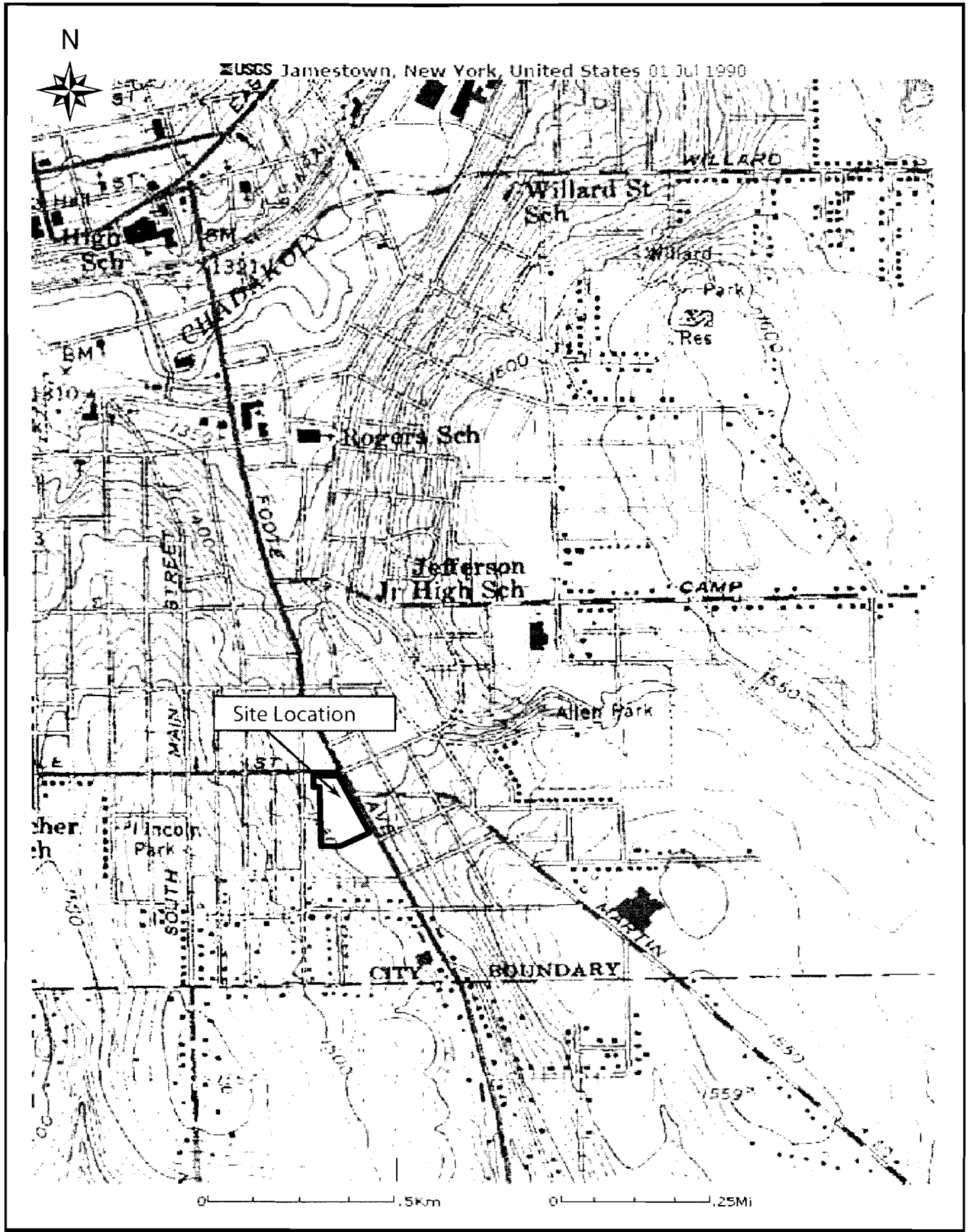
Bold and shaded values exceed Groundwater Standard

J - Detected below the Reporting Limit but greater than or equal to the Method Detection Limit (MDL); therefore, the result is an estimated concentration.

B - Analyte is found in the associated analysis batch blank.

* NYSDEC Class GA Ambient Water Quality Standards and Guidance Values, NYSDEC Division of Water Quality and Operational Guidance Series (1.1.1) - Ambient Water Quality and Guidance Values and Effluent Limitations Reissued June 1998.

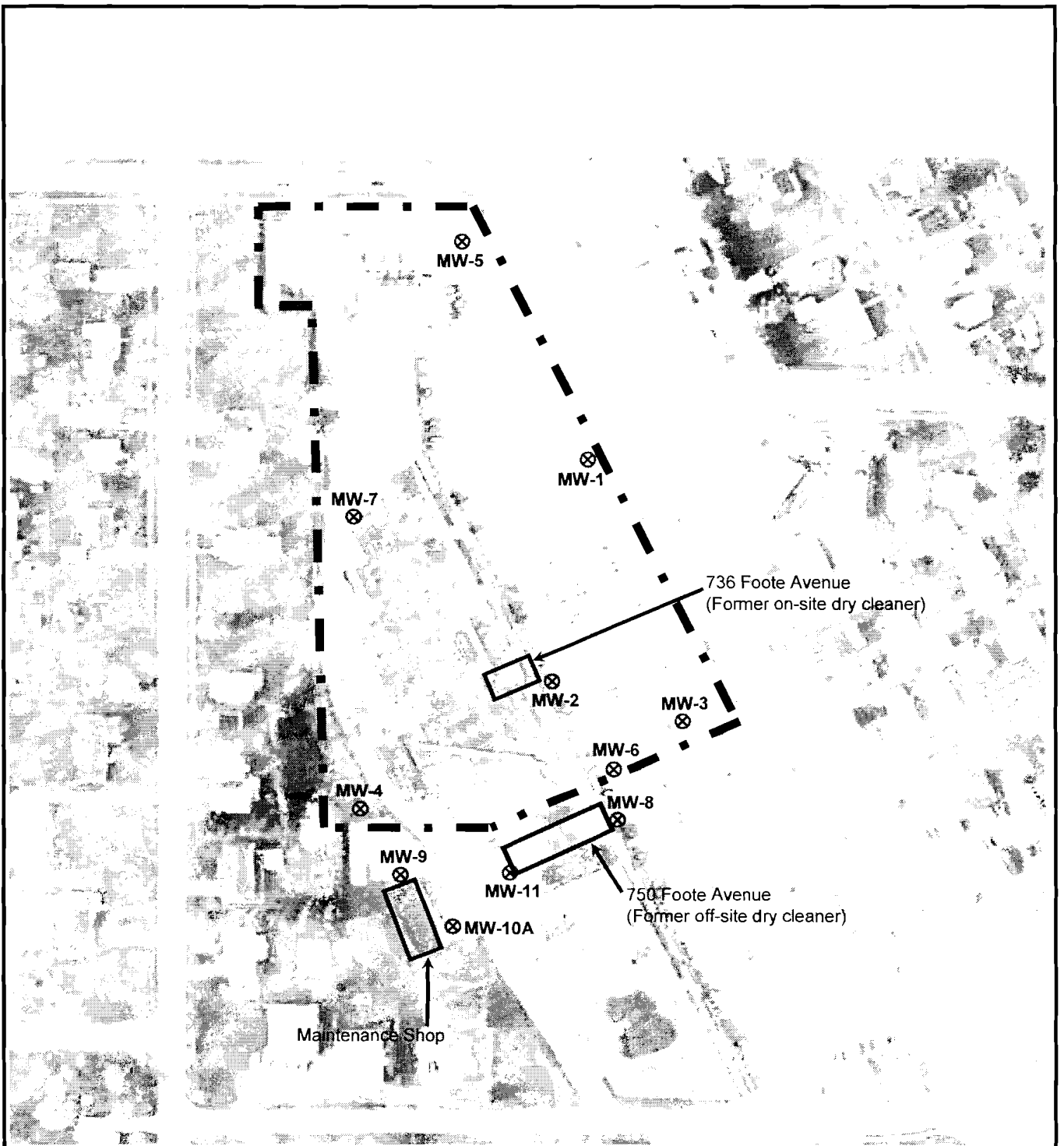
FIGURES



155 Tr-County Pky, Suite 250, Cincinnati, Ohio 45246

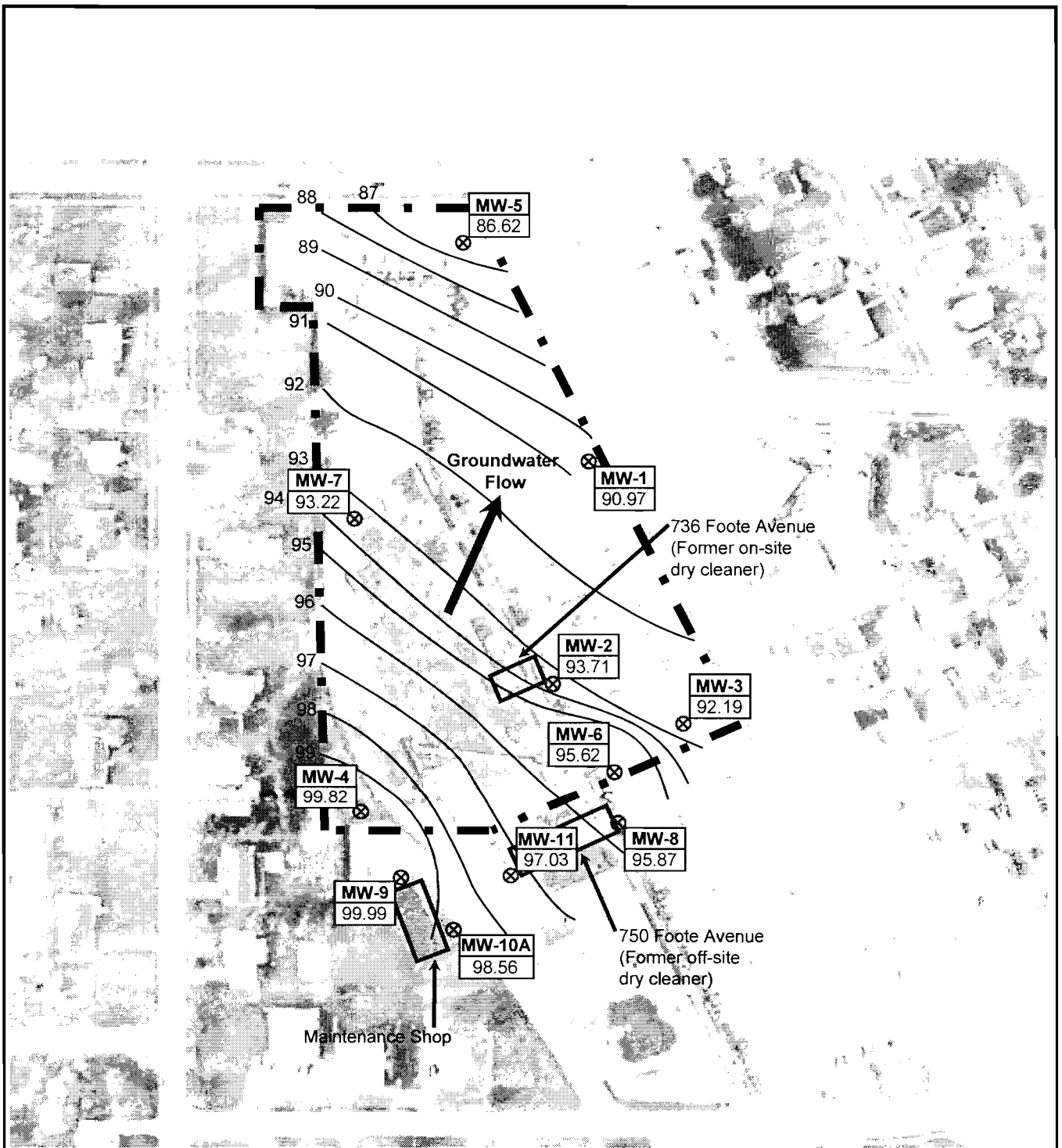
Southside Plaza
704 - 744 Foote Avenue
Jamestown, New York

Figure 1
Site Location Map



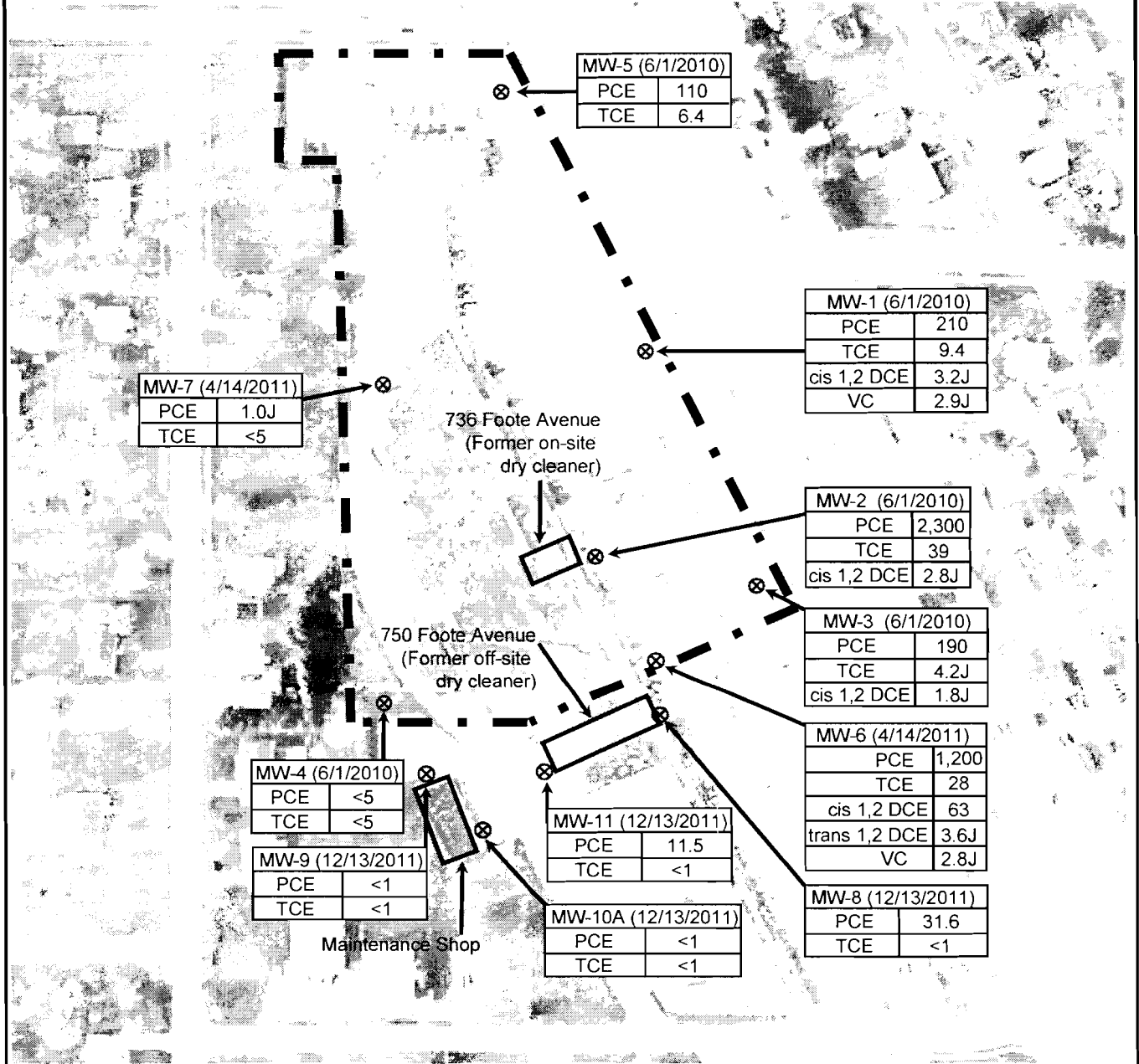
⊗ Monitoring Well Location





⊗ Monitoring Well Location





MW-5 (6/1/2010)	
PCE	110
TCE	6.4

MW-1 (6/1/2010)	
PCE	210
TCE	9.4
cis 1,2 DCE	3.2J
VC	2.9J

MW-7 (4/14/2011)	
PCE	1.0J
TCE	<5

MW-2 (6/1/2010)	
PCE	2,300
TCE	39
cis 1,2 DCE	2.8J

750 Foote Avenue
(Former off-site
dry cleaner)

MW-3 (6/1/2010)	
PCE	190
TCE	4.2J
cis 1,2 DCE	1.8J

MW-4 (6/1/2010)	
PCE	<5
TCE	<5

MW-6 (4/14/2011)	
PCE	1,200
TCE	28
cis 1,2 DCE	63
trans 1,2 DCE	3.6J
VC	2.8J

MW-9 (12/13/2011)	
PCE	<1
TCE	<1

Maintenance Shop

MW-11 (12/13/2011)	
PCE	11.5
TCE	<1

MW-10A (12/13/2011)	
PCE	<1
TCE	<1

MW-8 (12/13/2011)	
PCE	31.6
TCE	<1

⊗	MW-6 (4/14/2011)	← Monitoring Well Number and Date Sampled
	PCE	1,200 ← Concentration of Tetrachloroethylene in µg/l
	TCE	28 ← Concentration of Trichloroethylene in µg/l
	cis 1,2 DCE	63 ← Concentration of cis-1,2-Dichloroethylene in µg/l
	trans 1,2 DCE	3.6J ← Concentration of trans-1,2-Dichloroethylene in µg/l
	VC	2.8J ← Concentration of Vinyl Chloride in µg/l

ATTACHMENT A

**Soil Laboratory Analytical Report
and COC Documentation**

December 19, 2011

Adam Flege
Apex Companies LLC
155 Tri-County Pkwy
Cincinnati, OH 45241


RE: Project: Southside Plaza/1200202.002
Pace Project No.: 5055640

Dear Adam Flege:

Enclosed are the analytical results for sample(s) received by the laboratory on December 08, 2011. The results relate only to the samples included in this report. Results reported herein conform to the most current TNI standards and the laboratory's Quality Assurance Manual, where applicable, unless otherwise noted in the body of the report.

If you have any questions concerning this report, please feel free to contact me.

Sincerely,



Mick Mayse

mick.mayse@pacelabs.com
Project Manager

Illinois Certification #: 100418
Indiana Certification #: C-49-06
Kansas Certification #: E-10247
Kentucky Certification #: 0042
Louisiana/NELAC Certification #: 04076
Ohio VAP: CL0065
West Virginia Certification #: 330

Enclosures



REPORT OF LABORATORY ANALYSIS

This report shall not be reproduced, except in full,
without the written consent of Pace Analytical Services, Inc.

SAMPLE SUMMARY

Project: Southside Plaza/1200202.002
Pace Project No.: 5055640

Lab ID	Sample ID	Matrix	Date Collected	Date Received
5055640001	MW8-4-6	Solid	12/06/11 11:25	12/08/11 11:49
5055640002	MW8-10-12	Solid	12/06/11 11:25	12/08/11 11:49
5055640003	MW9-10-12	Solid	12/06/11 15:30	12/08/11 11:49
5055640004	MW10-5-7	Solid	12/07/11 10:05	12/08/11 11:49
5055640005	MW10A-6-8	Solid	12/07/11 11:35	12/08/11 11:49
5055640006	MW10A-8-10	Solid	12/07/11 11:35	12/08/11 11:49
5055640007	MW11-6-8	Solid	12/07/11 14:55	12/08/11 11:49
5055640008	Equipment Rinsate	Water	12/07/11 11:45	12/08/11 11:49

REPORT OF LABORATORY ANALYSIS

SAMPLE ANALYTE COUNT

Project: Southside Plaza/1200202.002
Pace Project No.: 5055640

Lab ID	Sample ID	Method	Analysts	Analytes Reported	Laboratory
5055640001	MW8-4-6	EPA 8260	JLZ	42	PASI-I
		ASTM D2974-87	CTW	1	PASI-I
5055640002	MW8-10-12	EPA 8260	JLZ	42	PASI-I
		ASTM D2974-87	CTW	1	PASI-I
5055640003	MW9-10-12	EPA 8260	JLZ	42	PASI-I
		ASTM D2974-87	CTW	1	PASI-I
5055640004	MW10-5-7	EPA 8260	JLZ	42	PASI-I
		ASTM D2974-87	CTW	1	PASI-I
5055640005	MW10A-6-8	EPA 8260	JLZ	42	PASI-I
		ASTM D2974-87	CTW	1	PASI-I
5055640006	MW10A-8-10	EPA 8260	JLZ	42	PASI-I
		ASTM D2974-87	CTW	1	PASI-I
5055640007	MW11-6-8	EPA 8260	JLZ	42	PASI-I
		ASTM D2974-87	CTW	1	PASI-I
5055640008	Equipment Rinsate	EPA 8260	JLZ	40	PASI-I

REPORT OF LABORATORY ANALYSIS

ANALYTICAL RESULTS

Project: Southside Plaza/1200202.002
Pace Project No.: 5055640

Sample: **MW8-4-6** Lab ID: **5055640001** Collected: 12/06/11 11:25 Received: 12/08/11 11:49 Matrix: Solid

Results reported on a "dry-weight" basis

Parameters	Results	Units	Report Limit	DF	Prepared	Analyzed	CAS No.	Qual
8260 MSV 5030 Low Level		Analytical Method: EPA 8260						
Bromochloromethane	ND	ug/kg	5.7	1		12/17/11 12:30	74-97-5	
Bromodichloromethane	ND	ug/kg	5.7	1		12/17/11 12:30	75-27-4	
Carbon tetrachloride	ND	ug/kg	5.7	1		12/17/11 12:30	56-23-5	
Chlorobenzene	ND	ug/kg	5.7	1		12/17/11 12:30	108-90-7	
Chloroethane	ND	ug/kg	5.7	1		12/17/11 12:30	75-00-3	
Chloroform	ND	ug/kg	5.7	1		12/17/11 12:30	67-66-3	
Chloromethane	ND	ug/kg	5.7	1		12/17/11 12:30	74-87-3	
2-Chlorotoluene	ND	ug/kg	5.7	1		12/17/11 12:30	95-49-8	
4-Chlorotoluene	ND	ug/kg	5.7	1		12/17/11 12:30	106-43-4	
Dibromochloromethane	ND	ug/kg	5.7	1		12/17/11 12:30	124-48-1	
1,2-Dichlorobenzene	ND	ug/kg	5.7	1		12/17/11 12:30	95-50-1	
1,3-Dichlorobenzene	ND	ug/kg	5.7	1		12/17/11 12:30	541-73-1	
1,4-Dichlorobenzene	ND	ug/kg	5.7	1		12/17/11 12:30	106-46-7	
trans-1,4-Dichloro-2-butene	ND	ug/kg	113	1		12/17/11 12:30	110-57-6	
Dichlorodifluoromethane	ND	ug/kg	5.7	1		12/17/11 12:30	75-71-8	
1,1-Dichloroethane	ND	ug/kg	5.7	1		12/17/11 12:30	75-34-3	
1,2-Dichloroethane	ND	ug/kg	5.7	1		12/17/11 12:30	107-06-2	
1,1-Dichloroethene	ND	ug/kg	5.7	1		12/17/11 12:30	75-35-4	
cis-1,2-Dichloroethene	ND	ug/kg	5.7	1		12/17/11 12:30	156-59-2	
trans-1,2-Dichloroethene	ND	ug/kg	5.7	1		12/17/11 12:30	156-60-5	
1,2-Dichloropropane	ND	ug/kg	5.7	1		12/17/11 12:30	78-87-5	
1,3-Dichloropropane	ND	ug/kg	5.7	1		12/17/11 12:30	142-28-9	
2,2-Dichloropropane	ND	ug/kg	5.7	1		12/17/11 12:30	594-20-7	
1,1-Dichloropropene	ND	ug/kg	5.7	1		12/17/11 12:30	563-58-6	
cis-1,3-Dichloropropene	ND	ug/kg	5.7	1		12/17/11 12:30	10061-01-5	
trans-1,3-Dichloropropene	ND	ug/kg	5.7	1		12/17/11 12:30	10061-02-6	
Hexachloro-1,3-butadiene	ND	ug/kg	5.7	1		12/17/11 12:30	87-68-3	
Methylene Chloride	ND	ug/kg	22.6	1		12/17/11 12:30	75-09-2	
1,1,1,2-Tetrachloroethane	ND	ug/kg	5.7	1		12/17/11 12:30	630-20-6	
1,1,2,2-Tetrachloroethane	ND	ug/kg	5.7	1		12/17/11 12:30	79-34-5	
Tetrachloroethene	ND	ug/kg	5.7	1		12/17/11 12:30	127-18-4	
1,2,3-Trichlorobenzene	ND	ug/kg	5.7	1		12/17/11 12:30	87-61-6	
1,2,4-Trichlorobenzene	ND	ug/kg	5.7	1		12/17/11 12:30	120-82-1	
1,1,1-Trichloroethane	ND	ug/kg	5.7	1		12/17/11 12:30	71-55-6	
1,1,2-Trichloroethane	ND	ug/kg	5.7	1		12/17/11 12:30	79-00-5	
Trichloroethene	ND	ug/kg	5.7	1		12/15/11 22:15	79-01-6	
Trichlorofluoromethane	ND	ug/kg	5.7	1		12/17/11 12:30	75-69-4	
1,2,3-Trichloropropane	ND	ug/kg	5.7	1		12/17/11 12:30	96-18-4	
Vinyl chloride	ND	ug/kg	5.7	1		12/17/11 12:30	75-01-4	
Surrogates								
Dibromofluoromethane (S)	101 %		71-125	1		12/17/11 12:30	1868-53-7	
Toluene-d8 (S)	96 %		76-124	1		12/17/11 12:30	2037-26-5	
4-Bromofluorobenzene (S)	103 %		67-134	1		12/17/11 12:30	460-00-4	

Percent Moisture

Analytical Method: ASTM D2974-87

Percent Moisture **11.7 %** 0.10 1 12/10/11 08:14

Date: 12/19/2011 02:35 PM

REPORT OF LABORATORY ANALYSIS

Page 4 of 19

This report shall not be reproduced, except in full,
without the written consent of Pace Analytical Services, Inc..

ANALYTICAL RESULTS

Project: Southside Plaza/1200202.002
Pace Project No.: 5055640

Sample: **MW8-10-12** Lab ID: **5055640002** Collected: 12/06/11 11:25 Received: 12/08/11 11:49 Matrix: Solid

Results reported on a "dry-weight" basis

Parameters	Results	Units	Report Limit	DF	Prepared	Analyzed	CAS No.	Qual
8260 MSV 5030 Low Level		Analytical Method: EPA 8260						
Bromochloromethane	ND	ug/kg	5.7	1		12/17/11 13:08	74-97-5	
Bromodichloromethane	ND	ug/kg	5.7	1		12/17/11 13:08	75-27-4	
Carbon tetrachloride	ND	ug/kg	5.7	1		12/17/11 13:08	56-23-5	
Chlorobenzene	ND	ug/kg	5.7	1		12/17/11 13:08	108-90-7	
Chloroethane	ND	ug/kg	5.7	1		12/17/11 13:08	75-00-3	
Chloroform	ND	ug/kg	5.7	1		12/17/11 13:08	67-66-3	
Chloromethane	ND	ug/kg	5.7	1		12/17/11 13:08	74-87-3	
2-Chlorotoluene	ND	ug/kg	5.7	1		12/17/11 13:08	95-49-8	
4-Chlorotoluene	ND	ug/kg	5.7	1		12/17/11 13:08	106-43-4	
Dibromochloromethane	ND	ug/kg	5.7	1		12/17/11 13:08	124-48-1	
1,2-Dichlorobenzene	ND	ug/kg	5.7	1		12/17/11 13:08	95-50-1	
1,3-Dichlorobenzene	ND	ug/kg	5.7	1		12/17/11 13:08	541-73-1	
1,4-Dichlorobenzene	ND	ug/kg	5.7	1		12/17/11 13:08	106-46-7	
trans-1,4-Dichloro-2-butene	ND	ug/kg	114	1		12/17/11 13:08	110-57-6	
Dichlorodifluoromethane	ND	ug/kg	5.7	1		12/17/11 13:08	75-71-8	
1,1-Dichloroethane	ND	ug/kg	5.7	1		12/17/11 13:08	75-34-3	
1,2-Dichloroethane	ND	ug/kg	5.7	1		12/17/11 13:08	107-06-2	
1,1-Dichloroethene	ND	ug/kg	5.7	1		12/17/11 13:08	75-35-4	
cis-1,2-Dichloroethene	ND	ug/kg	5.7	1		12/17/11 13:08	156-59-2	
trans-1,2-Dichloroethene	ND	ug/kg	5.7	1		12/17/11 13:08	156-60-5	
1,2-Dichloropropane	ND	ug/kg	5.7	1		12/17/11 13:08	78-87-5	
1,3-Dichloropropane	ND	ug/kg	5.7	1		12/17/11 13:08	142-28-9	
2,2-Dichloropropane	ND	ug/kg	5.7	1		12/17/11 13:08	594-20-7	
1,1-Dichloropropene	ND	ug/kg	5.7	1		12/17/11 13:08	563-58-6	
cis-1,3-Dichloropropene	ND	ug/kg	5.7	1		12/17/11 13:08	10061-01-5	
trans-1,3-Dichloropropene	ND	ug/kg	5.7	1		12/17/11 13:08	10061-02-6	
Hexachloro-1,3-butadiene	ND	ug/kg	5.7	1		12/17/11 13:08	87-68-3	
Methylene Chloride	ND	ug/kg	22.8	1		12/17/11 13:08	75-09-2	
1,1,1,2-Tetrachloroethane	ND	ug/kg	5.7	1		12/17/11 13:08	630-20-6	
1,1,2,2-Tetrachloroethane	ND	ug/kg	5.7	1		12/17/11 13:08	79-34-5	
Tetrachloroethene	9.7	ug/kg	5.7	1		12/17/11 13:08	127-18-4	C0
1,2,3-Trichlorobenzene	ND	ug/kg	5.7	1		12/17/11 13:08	87-61-6	
1,2,4-Trichlorobenzene	ND	ug/kg	5.7	1		12/17/11 13:08	120-82-1	
1,1,1-Trichloroethane	ND	ug/kg	5.7	1		12/17/11 13:08	71-55-6	
1,1,2-Trichloroethane	ND	ug/kg	5.7	1		12/17/11 13:08	79-00-5	
Trichloroethene	ND	ug/kg	5.7	1		12/17/11 13:08	79-01-6	
Trichlorofluoromethane	ND	ug/kg	5.7	1		12/17/11 13:08	75-69-4	
1,2,3-Trichloropropane	ND	ug/kg	5.7	1		12/17/11 13:08	96-18-4	
Vinyl chloride	ND	ug/kg	5.7	1		12/17/11 13:08	75-01-4	
Surrogates								
Dibromofluoromethane (S)	100 %		71-125	1		12/17/11 13:08	1868-53-7	
Toluene-d8 (S)	94 %		76-124	1		12/17/11 13:08	2037-26-5	
4-Bromofluorobenzene (S)	102 %		67-134	1		12/17/11 13:08	460-00-4	

Percent Moisture

Analytical Method: ASTM D2974-87

Percent Moisture **12.3 %** 0.10 1 12/10/11 08:15

Date: 12/19/2011 02:35 PM

REPORT OF LABORATORY ANALYSIS

Page 5 of 19

This report shall not be reproduced, except in full,
without the written consent of Pace Analytical Services, Inc..

ANALYTICAL RESULTS

Project: Southside Plaza/1200202.002

Pace Project No.: 5055640

Sample: **MW9-10-12** Lab ID: **5055640003** Collected: 12/06/11 15:30 Received: 12/08/11 11:49 Matrix: Solid

Results reported on a "dry-weight" basis

Parameters	Results	Units	Report Limit	DF	Prepared	Analyzed	CAS No.	Qual
8260 MSV 5030 Low Level		Analytical Method: EPA 8260						
Bromochloromethane	ND	ug/kg	5.9	1		12/17/11 13:45	74-97-5	
Bromodichloromethane	ND	ug/kg	5.9	1		12/17/11 13:45	75-27-4	
Carbon tetrachloride	ND	ug/kg	5.9	1		12/17/11 13:45	56-23-5	
Chlorobenzene	ND	ug/kg	5.9	1		12/17/11 13:45	108-90-7	
Chloroethane	ND	ug/kg	5.9	1		12/17/11 13:45	75-00-3	
Chloroform	ND	ug/kg	5.9	1		12/17/11 13:45	67-66-3	
Chloromethane	ND	ug/kg	5.9	1		12/17/11 13:45	74-87-3	
2-Chlorotoluene	ND	ug/kg	5.9	1		12/17/11 13:45	95-49-8	
4-Chlorotoluene	ND	ug/kg	5.9	1		12/17/11 13:45	106-43-4	
Dibromochloromethane	ND	ug/kg	5.9	1		12/17/11 13:45	124-48-1	
1,2-Dichlorobenzene	ND	ug/kg	5.9	1		12/17/11 13:45	95-50-1	
1,3-Dichlorobenzene	ND	ug/kg	5.9	1		12/17/11 13:45	541-73-1	
1,4-Dichlorobenzene	ND	ug/kg	5.9	1		12/17/11 13:45	106-46-7	
trans-1,4-Dichloro-2-butene	ND	ug/kg	118	1		12/17/11 13:45	110-57-6	
Dichlorodifluoromethane	ND	ug/kg	5.9	1		12/17/11 13:45	75-71-8	
1,1-Dichloroethane	ND	ug/kg	5.9	1		12/17/11 13:45	75-34-3	
1,2-Dichloroethane	ND	ug/kg	5.9	1		12/17/11 13:45	107-06-2	
1,1-Dichloroethene	ND	ug/kg	5.9	1		12/17/11 13:45	75-35-4	
cis-1,2-Dichloroethene	ND	ug/kg	5.9	1		12/15/11 23:29	156-59-2	
trans-1,2-Dichloroethene	ND	ug/kg	5.9	1		12/17/11 13:45	156-60-5	
1,2-Dichloropropane	ND	ug/kg	5.9	1		12/17/11 13:45	78-87-5	
1,3-Dichloropropane	ND	ug/kg	5.9	1		12/17/11 13:45	142-28-9	
2,2-Dichloropropane	ND	ug/kg	5.9	1		12/17/11 13:45	594-20-7	
1,1-Dichloropropene	ND	ug/kg	5.9	1		12/17/11 13:45	563-58-6	
cis-1,3-Dichloropropene	ND	ug/kg	5.9	1		12/17/11 13:45	10061-01-5	
trans-1,3-Dichloropropene	ND	ug/kg	5.9	1		12/17/11 13:45	10061-02-6	
Hexachloro-1,3-butadiene	ND	ug/kg	5.9	1		12/17/11 13:45	87-68-3	
Methylene Chloride	ND	ug/kg	23.6	1		12/17/11 13:45	75-09-2	
1,1,1,2-Tetrachloroethane	ND	ug/kg	5.9	1		12/17/11 13:45	630-20-6	
1,1,1,2,2-Tetrachloroethane	ND	ug/kg	5.9	1		12/17/11 13:45	79-34-5	
Tetrachloroethene	ND	ug/kg	5.9	1		12/17/11 13:45	127-18-4	
1,2,3-Trichlorobenzene	ND	ug/kg	5.9	1		12/17/11 13:45	87-61-6	
1,2,4-Trichlorobenzene	ND	ug/kg	5.9	1		12/17/11 13:45	120-82-1	
1,1,1-Trichloroethane	ND	ug/kg	5.9	1		12/17/11 13:45	71-55-6	
1,1,2-Trichloroethane	ND	ug/kg	5.9	1		12/17/11 13:45	79-00-5	
Trichloroethene	ND	ug/kg	5.9	1		12/15/11 23:29	79-01-6	
Trichlorofluoromethane	ND	ug/kg	5.9	1		12/17/11 13:45	75-69-4	
1,2,3-Trichloropropane	ND	ug/kg	5.9	1		12/17/11 13:45	96-18-4	
Vinyl chloride	ND	ug/kg	5.9	1		12/17/11 13:45	75-01-4	
Surrogates								
Dibromofluoromethane (S)	101 %		71-125	1		12/17/11 13:45	1868-53-7	
Toluene-d8 (S)	95 %		76-124	1		12/17/11 13:45	2037-26-5	
4-Bromofluorobenzene (S)	101 %		67-134	1		12/17/11 13:45	460-00-4	

Percent Moisture

Analytical Method: ASTM D2974-87

Percent Moisture **15.2 %** 0.10 1 12/10/11 08:15

Date: 12/19/2011 02:35 PM

REPORT OF LABORATORY ANALYSIS

Page 6 of 19

This report shall not be reproduced, except in full,
without the written consent of Pace Analytical Services, Inc..

ANALYTICAL RESULTS

Project: Southside Plaza/1200202.002
Pace Project No.: 5055640

Sample: **MW10-5-7** Lab ID: **5055640004** Collected: 12/07/11 10:05 Received: 12/08/11 11:49 Matrix: Solid

Results reported on a "dry-weight" basis

Parameters	Results	Units	Report Limit	DF	Prepared	Analyzed	CAS No.	Qual
8260 MSV 5030 Low Level		Analytical Method: EPA 8260						
Bromochloromethane	ND	ug/kg	5.7	1		12/17/11 15:37	74-97-5	
Bromodichloromethane	ND	ug/kg	5.7	1		12/17/11 15:37	75-27-4	
Carbon tetrachloride	ND	ug/kg	5.7	1		12/17/11 15:37	56-23-5	
Chlorobenzene	ND	ug/kg	5.7	1		12/17/11 15:37	108-90-7	
Chloroethane	ND	ug/kg	5.7	1		12/17/11 15:37	75-00-3	
Chloroform	ND	ug/kg	5.7	1		12/17/11 15:37	67-66-3	
Chloromethane	ND	ug/kg	5.7	1		12/17/11 15:37	74-87-3	
2-Chlorotoluene	ND	ug/kg	5.7	1		12/17/11 15:37	95-49-8	
4-Chlorotoluene	ND	ug/kg	5.7	1		12/17/11 15:37	106-43-4	
Dibromochloromethane	ND	ug/kg	5.7	1		12/17/11 15:37	124-48-1	
1,2-Dichlorobenzene	ND	ug/kg	5.7	1		12/17/11 15:37	95-50-1	
1,3-Dichlorobenzene	ND	ug/kg	5.7	1		12/17/11 15:37	541-73-1	
1,4-Dichlorobenzene	ND	ug/kg	5.7	1		12/17/11 15:37	106-46-7	
trans-1,4-Dichloro-2-butene	ND	ug/kg	114	1		12/17/11 15:37	110-57-6	
Dichlorodifluoromethane	ND	ug/kg	5.7	1		12/17/11 15:37	75-71-8	
1,1-Dichloroethane	ND	ug/kg	5.7	1		12/17/11 15:37	75-34-3	
1,2-Dichloroethane	ND	ug/kg	5.7	1		12/17/11 15:37	107-06-2	
1,1-Dichloroethene	ND	ug/kg	5.7	1		12/17/11 15:37	75-35-4	
cis-1,2-Dichloroethene	ND	ug/kg	5.7	1		12/16/11 01:19	156-59-2	
trans-1,2-Dichloroethene	ND	ug/kg	5.7	1		12/17/11 15:37	156-60-5	
1,2-Dichloropropane	ND	ug/kg	5.7	1		12/17/11 15:37	78-87-5	
1,3-Dichloropropane	ND	ug/kg	5.7	1		12/17/11 15:37	142-28-9	
2,2-Dichloropropane	ND	ug/kg	5.7	1		12/17/11 15:37	594-20-7	
1,1-Dichloropropene	ND	ug/kg	5.7	1		12/17/11 15:37	563-58-6	
cis-1,3-Dichloropropene	ND	ug/kg	5.7	1		12/17/11 15:37	10061-01-5	
trans-1,3-Dichloropropene	ND	ug/kg	5.7	1		12/17/11 15:37	10061-02-6	
Hexachloro-1,3-butadiene	ND	ug/kg	5.7	1		12/17/11 15:37	87-68-3	
Methylene Chloride	ND	ug/kg	22.9	1		12/17/11 15:37	75-09-2	
1,1,1,2-Tetrachloroethane	ND	ug/kg	5.7	1		12/17/11 15:37	630-20-6	
1,1,2,2-Tetrachloroethane	ND	ug/kg	5.7	1		12/17/11 15:37	79-34-5	
Tetrachloroethene	ND	ug/kg	5.7	1		12/17/11 15:37	127-18-4	
1,2,3-Trichlorobenzene	ND	ug/kg	5.7	1		12/17/11 15:37	87-61-6	
1,2,4-Trichlorobenzene	ND	ug/kg	5.7	1		12/17/11 15:37	120-82-1	
1,1,1-Trichloroethane	ND	ug/kg	5.7	1		12/17/11 15:37	71-55-6	
1,1,2-Trichloroethane	ND	ug/kg	5.7	1		12/17/11 15:37	79-00-5	
Trichloroethene	ND	ug/kg	5.7	1		12/16/11 01:19	79-01-6	
Trichlorofluoromethane	ND	ug/kg	5.7	1		12/17/11 15:37	75-69-4	
1,2,3-Trichloropropane	ND	ug/kg	5.7	1		12/17/11 15:37	96-18-4	
Vinyl chloride	ND	ug/kg	5.7	1		12/17/11 15:37	75-01-4	
Surrogates								
Dibromofluoromethane (S)	101 %		71-125	1		12/17/11 15:37	1868-53-7	
Toluene-d8 (S)	95 %		76-124	1		12/17/11 15:37	2037-26-5	
4-Bromofluorobenzene (S)	103 %		67-134	1		12/17/11 15:37	460-00-4	

Percent Moisture

Analytical Method: ASTM D2974-87

Percent Moisture **12.5 %** 0.10 1 12/10/11 08:15

Date: 12/19/2011 02:35 PM

REPORT OF LABORATORY ANALYSIS

Page 7 of 19

This report shall not be reproduced, except in full,
without the written consent of Pace Analytical Services, Inc..

ANALYTICAL RESULTS

Project: Southside Plaza/1200202.002

Pace Project No.: 5055640

Sample: MW10A-6-8 **Lab ID:** 5055640005 Collected: 12/07/11 11:35 Received: 12/08/11 11:49 Matrix: Solid

Results reported on a "dry-weight" basis

Parameters	Results	Units	Report Limit	DF	Prepared	Analyzed	CAS No.	Qual
8260 MSV 5030 Low Level		Analytical Method: EPA 8260						
Bromochloromethane	ND	ug/kg	5.6	1		12/17/11 16:15	74-97-5	
Bromodichloromethane	ND	ug/kg	5.6	1		12/17/11 16:15	75-27-4	
Carbon tetrachloride	ND	ug/kg	5.6	1		12/17/11 16:15	56-23-5	
Chlorobenzene	ND	ug/kg	5.6	1		12/17/11 16:15	108-90-7	
Chloroethane	ND	ug/kg	5.6	1		12/17/11 16:15	75-00-3	
Chloroform	ND	ug/kg	5.6	1		12/17/11 16:15	67-66-3	
Chloromethane	ND	ug/kg	5.6	1		12/17/11 16:15	74-87-3	
2-Chlorotoluene	ND	ug/kg	5.6	1		12/17/11 16:15	95-49-8	
4-Chlorotoluene	ND	ug/kg	5.6	1		12/17/11 16:15	106-43-4	
Dibromochloromethane	ND	ug/kg	5.6	1		12/17/11 16:15	124-48-1	
1,2-Dichlorobenzene	ND	ug/kg	5.6	1		12/17/11 16:15	95-50-1	
1,3-Dichlorobenzene	ND	ug/kg	5.6	1		12/17/11 16:15	541-73-1	
1,4-Dichlorobenzene	ND	ug/kg	5.6	1		12/17/11 16:15	106-46-7	
trans-1,4-Dichloro-2-butene	ND	ug/kg	113	1		12/17/11 16:15	110-57-6	
Dichlorodifluoromethane	ND	ug/kg	5.6	1		12/17/11 16:15	75-71-8	
1,1-Dichloroethane	ND	ug/kg	5.6	1		12/17/11 16:15	75-34-3	
1,2-Dichloroethane	ND	ug/kg	5.6	1		12/17/11 16:15	107-06-2	
1,1-Dichloroethene	ND	ug/kg	5.6	1		12/17/11 16:15	75-35-4	
cis-1,2-Dichloroethene	ND	ug/kg	5.6	1		12/16/11 01:56	156-59-2	
trans-1,2-Dichloroethene	ND	ug/kg	5.6	1		12/17/11 16:15	156-60-5	
1,2-Dichloropropane	ND	ug/kg	5.6	1		12/17/11 16:15	78-87-5	
1,3-Dichloropropane	ND	ug/kg	5.6	1		12/17/11 16:15	142-28-9	
2,2-Dichloropropane	ND	ug/kg	5.6	1		12/17/11 16:15	594-20-7	
1,1-Dichloropropene	ND	ug/kg	5.6	1		12/17/11 16:15	563-58-6	
cis-1,3-Dichloropropene	ND	ug/kg	5.6	1		12/17/11 16:15	10061-01-5	
trans-1,3-Dichloropropene	ND	ug/kg	5.6	1		12/17/11 16:15	10061-02-6	
Hexachloro-1,3-butadiene	ND	ug/kg	5.6	1		12/17/11 16:15	87-68-3	
Methylene Chloride	ND	ug/kg	22.6	1		12/17/11 16:15	75-09-2	
1,1,1,2-Tetrachloroethane	ND	ug/kg	5.6	1		12/17/11 16:15	630-20-6	
1,1,2,2-Tetrachloroethane	ND	ug/kg	5.6	1		12/17/11 16:15	79-34-5	
Tetrachloroethene	ND	ug/kg	5.6	1		12/17/11 16:15	127-18-4	
1,2,3-Trichlorobenzene	ND	ug/kg	5.6	1		12/17/11 16:15	87-61-6	
1,2,4-Trichlorobenzene	ND	ug/kg	5.6	1		12/17/11 16:15	120-82-1	
1,1,1-Trichloroethane	ND	ug/kg	5.6	1		12/17/11 16:15	71-55-6	
1,1,2-Trichloroethane	ND	ug/kg	5.6	1		12/17/11 16:15	79-00-5	
Trichloroethene	ND	ug/kg	5.6	1		12/16/11 01:56	79-01-6	
Trichlorofluoromethane	ND	ug/kg	5.6	1		12/17/11 16:15	75-69-4	
1,2,3-Trichloropropane	ND	ug/kg	5.6	1		12/17/11 16:15	96-18-4	
Vinyl chloride	ND	ug/kg	5.6	1		12/17/11 16:15	75-01-4	
Surrogates								
Dibromofluoromethane (S)	102 %.		71-125	1		12/17/11 16:15	1868-53-7	
Toluene-d8 (S)	94 %.		76-124	1		12/17/11 16:15	2037-26-5	
4-Bromofluorobenzene (S)	102 %.		67-134	1		12/17/11 16:15	460-00-4	

Percent Moisture

Analytical Method: ASTM D2974-87

Percent Moisture	11.4 %	0.10	1	12/10/11 08:15
------------------	--------	------	---	----------------

Date: 12/19/2011 02:35 PM

REPORT OF LABORATORY ANALYSIS

Page 8 of 19

This report shall not be reproduced, except in full,
without the written consent of Pace Analytical Services, Inc..

ANALYTICAL RESULTS

Project: Southside Plaza/1200202.002
Pace Project No.: 5055640

Sample: MW10A-8-10 **Lab ID:** 5055640006 Collected: 12/07/11 11:35 Received: 12/08/11 11:49 Matrix: Solid

Results reported on a "dry-weight" basis

Parameters	Results	Units	Report Limit	DF	Prepared	Analyzed	CAS No.	Qual
8260 MSV 5030 Low Level		Analytical Method: EPA 8260						
Bromochloromethane	ND	ug/kg	5.4	1		12/17/11 16:52	74-97-5	
Bromodichloromethane	ND	ug/kg	5.4	1		12/17/11 16:52	75-27-4	
Carbon tetrachloride	ND	ug/kg	5.4	1		12/17/11 16:52	56-23-5	
Chlorobenzene	ND	ug/kg	5.4	1		12/17/11 16:52	108-90-7	
Chloroethane	ND	ug/kg	5.4	1		12/17/11 16:52	75-00-3	
Chloroform	ND	ug/kg	5.4	1		12/17/11 16:52	67-66-3	
Chloromethane	ND	ug/kg	5.4	1		12/17/11 16:52	74-87-3	
2-Chlorotoluene	ND	ug/kg	5.4	1		12/17/11 16:52	95-49-8	
4-Chlorotoluene	ND	ug/kg	5.4	1		12/17/11 16:52	106-43-4	
Dibromochloromethane	ND	ug/kg	5.4	1		12/17/11 16:52	124-48-1	
1,2-Dichlorobenzene	ND	ug/kg	5.4	1		12/17/11 16:52	95-50-1	
1,3-Dichlorobenzene	ND	ug/kg	5.4	1		12/17/11 16:52	541-73-1	
1,4-Dichlorobenzene	ND	ug/kg	5.4	1		12/17/11 16:52	106-46-7	
trans-1,4-Dichloro-2-butene	ND	ug/kg	109	1		12/17/11 16:52	110-57-6	
Dichlorodifluoromethane	ND	ug/kg	5.4	1		12/17/11 16:52	75-71-8	
1,1-Dichloroethane	ND	ug/kg	5.4	1		12/17/11 16:52	75-34-3	
1,2-Dichloroethane	ND	ug/kg	5.4	1		12/17/11 16:52	107-06-2	
1,1-Dichloroethene	ND	ug/kg	5.4	1		12/17/11 16:52	75-35-4	
cis-1,2-Dichloroethene	ND	ug/kg	5.4	1		12/17/11 16:52	156-59-2	
trans-1,2-Dichloroethene	ND	ug/kg	5.4	1		12/17/11 16:52	156-60-5	
1,2-Dichloropropane	ND	ug/kg	5.4	1		12/17/11 16:52	78-87-5	
1,3-Dichloropropane	ND	ug/kg	5.4	1		12/17/11 16:52	142-28-9	
2,2-Dichloropropane	ND	ug/kg	5.4	1		12/17/11 16:52	594-20-7	
1,1-Dichloropropene	ND	ug/kg	5.4	1		12/17/11 16:52	563-58-6	
cis-1,3-Dichloropropene	ND	ug/kg	5.4	1		12/17/11 16:52	10061-01-5	
trans-1,3-Dichloropropene	ND	ug/kg	5.4	1		12/17/11 16:52	10061-02-6	
Hexachloro-1,3-butadiene	ND	ug/kg	5.4	1		12/17/11 16:52	87-68-3	
Methylene Chloride	ND	ug/kg	21.7	1		12/17/11 16:52	75-09-2	
1,1,1,2-Tetrachloroethane	ND	ug/kg	5.4	1		12/17/11 16:52	630-20-6	
1,1,2,2-Tetrachloroethane	ND	ug/kg	5.4	1		12/17/11 16:52	79-34-5	
Tetrachloroethene	ND	ug/kg	5.4	1		12/17/11 16:52	127-18-4	
1,2,3-Trichlorobenzene	ND	ug/kg	5.4	1		12/17/11 16:52	87-61-6	
1,2,4-Trichlorobenzene	ND	ug/kg	5.4	1		12/17/11 16:52	120-82-1	
1,1,1-Trichloroethane	ND	ug/kg	5.4	1		12/17/11 16:52	71-55-6	
1,1,2-Trichloroethane	ND	ug/kg	5.4	1		12/17/11 16:52	79-00-5	
Trichloroethene	ND	ug/kg	5.4	1		12/16/11 02:33	79-01-6	
Trichlorofluoromethane	ND	ug/kg	5.4	1		12/17/11 16:52	75-69-4	
1,2,3-Trichloropropane	ND	ug/kg	5.4	1		12/17/11 16:52	96-18-4	
Vinyl chloride	ND	ug/kg	5.4	1		12/17/11 16:52	75-01-4	
Surrogates								
Dibromofluoromethane (S)	99 %		71-125	1		12/17/11 16:52	1868-53-7	
Toluene-d8 (S)	94 %		76-124	1		12/17/11 16:52	2037-26-5	
4-Bromofluorobenzene (S)	100 %		67-134	1		12/17/11 16:52	460-00-4	

Percent Moisture

Analytical Method: ASTM D2974-87

Percent Moisture **8.0 %** 0.10 1 12/10/11 08:15



ANALYTICAL RESULTS

Project: Southside Plaza/1200202.002
 Pace Project No.: 5055640

Sample: MW11-6-8 Lab ID: 5055640007 Collected: 12/07/11 14:55 Received: 12/08/11 11:49 Matrix: Solid

Results reported on a "dry-weight" basis

Parameters	Results	Units	Report Limit	DF	Prepared	Analyzed	CAS No.	Qual
8260 MSV 5030 Low Level		Analytical Method: EPA 8260						
Bromochloromethane	ND	ug/kg	5.6	1		12/17/11 17:30	74-97-5	
Bromodichloromethane	ND	ug/kg	5.6	1		12/17/11 17:30	75-27-4	
Carbon tetrachloride	ND	ug/kg	5.6	1		12/17/11 17:30	56-23-5	
Chlorobenzene	ND	ug/kg	5.6	1		12/17/11 17:30	108-90-7	
Chloroethane	ND	ug/kg	5.6	1		12/17/11 17:30	75-00-3	
Chloroform	ND	ug/kg	5.6	1		12/17/11 17:30	67-66-3	
Chloromethane	ND	ug/kg	5.6	1		12/17/11 17:30	74-87-3	
2-Chlorotoluene	ND	ug/kg	5.6	1		12/17/11 17:30	95-49-8	
4-Chlorotoluene	ND	ug/kg	5.6	1		12/17/11 17:30	106-43-4	
Dibromochloromethane	ND	ug/kg	5.6	1		12/17/11 17:30	124-48-1	
1,2-Dichlorobenzene	ND	ug/kg	5.6	1		12/17/11 17:30	95-50-1	
1,3-Dichlorobenzene	ND	ug/kg	5.6	1		12/17/11 17:30	541-73-1	
1,4-Dichlorobenzene	ND	ug/kg	5.6	1		12/17/11 17:30	106-46-7	
trans-1,4-Dichloro-2-butene	ND	ug/kg	111	1		12/17/11 17:30	110-57-6	
Dichlorodifluoromethane	ND	ug/kg	5.6	1		12/17/11 17:30	75-71-8	
1,1-Dichloroethane	ND	ug/kg	5.6	1		12/17/11 17:30	75-34-3	
1,2-Dichloroethane	ND	ug/kg	5.6	1		12/17/11 17:30	107-06-2	
1,1-Dichloroethene	ND	ug/kg	5.6	1		12/17/11 17:30	75-35-4	
cis-1,2-Dichloroethene	ND	ug/kg	5.6	1		12/17/11 17:30	156-59-2	
trans-1,2-Dichloroethene	ND	ug/kg	5.6	1		12/17/11 17:30	156-60-5	
1,2-Dichloropropane	ND	ug/kg	5.6	1		12/17/11 17:30	78-87-5	
1,3-Dichloropropane	ND	ug/kg	5.6	1		12/17/11 17:30	142-28-9	
2,2-Dichloropropane	ND	ug/kg	5.6	1		12/17/11 17:30	594-20-7	
1,1-Dichloropropene	ND	ug/kg	5.6	1		12/17/11 17:30	563-58-6	
cis-1,3-Dichloropropene	ND	ug/kg	5.6	1		12/17/11 17:30	10061-01-5	
trans-1,3-Dichloropropene	ND	ug/kg	5.6	1		12/17/11 17:30	10061-02-6	
Hexachloro-1,3-butadiene	ND	ug/kg	5.6	1		12/17/11 17:30	87-68-3	
Methylene Chloride	ND	ug/kg	22.3	1		12/17/11 17:30	75-09-2	
1,1,1,2-Tetrachloroethane	ND	ug/kg	5.6	1		12/17/11 17:30	630-20-6	
1,1,1,2-Tetrachloroethane	ND	ug/kg	5.6	1		12/17/11 17:30	79-34-5	
Tetrachloroethene	ND	ug/kg	5.6	1		12/17/11 17:30	127-18-4	
1,2,3-Trichlorobenzene	ND	ug/kg	5.6	1		12/17/11 17:30	87-61-6	
1,2,4-Trichlorobenzene	ND	ug/kg	5.6	1		12/17/11 17:30	120-82-1	
1,1,1-Trichloroethane	ND	ug/kg	5.6	1		12/17/11 17:30	71-55-6	
1,1,2-Trichloroethane	ND	ug/kg	5.6	1		12/17/11 17:30	79-00-5	
Trichloroethene	ND	ug/kg	5.6	1		12/16/11 03:10	79-01-6	
Trichlorofluoromethane	ND	ug/kg	5.6	1		12/17/11 17:30	75-69-4	
1,2,3-Trichloropropane	ND	ug/kg	5.6	1		12/17/11 17:30	96-18-4	
Vinyl chloride	ND	ug/kg	5.6	1		12/17/11 17:30	75-01-4	
Surrogates								
Dibromofluoromethane (S)	100 %.		71-125	1		12/17/11 17:30	1868-53-7	
Toluene-d8 (S)	95 %.		76-124	1		12/17/11 17:30	2037-26-5	
4-Bromofluorobenzene (S)	102 %.		67-134	1		12/17/11 17:30	460-00-4	

Percent Moisture

Analytical Method: ASTM D2974-87

Percent Moisture	10.3 %	0.10	1	12/10/11 08:15
------------------	--------	------	---	----------------

ANALYTICAL RESULTS

Project: Southside Plaza/1200202.002

Pace Project No.: 5055640

Sample: Equipment Rinsate	Lab ID: 5055640008	Collected: 12/07/11 11:45	Received: 12/08/11 11:49	Matrix: Water				
Parameters	Results	Units	Report Limit	DF	Prepared	Analyzed	CAS No.	Qual
8260 MSV		Analytical Method: EPA 8260						
Bromochloromethane	ND	ug/L	5.0	1		12/13/11 02:31	74-97-5	
Bromodichloromethane	ND	ug/L	5.0	1		12/13/11 02:31	75-27-4	
Chlorobenzene	ND	ug/L	5.0	1		12/13/11 02:31	108-90-7	
Chloroethane	ND	ug/L	5.0	1		12/13/11 02:31	75-00-3	
Chloroform	13.6	ug/L	5.0	1		12/13/11 02:31	67-66-3	1d
Chloromethane	ND	ug/L	5.0	1		12/13/11 02:31	74-87-3	
2-Chlorotoluene	ND	ug/L	5.0	1		12/13/11 02:31	95-49-8	
4-Chlorotoluene	ND	ug/L	5.0	1		12/13/11 02:31	106-43-4	
Dibromochloromethane	ND	ug/L	5.0	1		12/13/11 02:31	124-48-1	
1,2-Dichlorobenzene	ND	ug/L	5.0	1		12/13/11 02:31	95-50-1	
1,3-Dichlorobenzene	ND	ug/L	5.0	1		12/13/11 02:31	541-73-1	
1,4-Dichlorobenzene	ND	ug/L	5.0	1		12/13/11 02:31	106-46-7	
trans-1,4-Dichloro-2-butene	ND	ug/L	100	1		12/13/11 02:31	110-57-6	
Dichlorodifluoromethane	ND	ug/L	5.0	1		12/13/11 02:31	75-71-8	
1,1-Dichloroethane	ND	ug/L	5.0	1		12/13/11 02:31	75-34-3	
1,2-Dichloroethane	ND	ug/L	5.0	1		12/13/11 02:31	107-06-2	
1,1-Dichloroethene	ND	ug/L	5.0	1		12/13/11 02:31	75-35-4	
cis-1,2-Dichloroethene	ND	ug/L	5.0	1		12/13/11 02:31	156-59-2	
trans-1,2-Dichloroethene	ND	ug/L	5.0	1		12/13/11 02:31	156-60-5	
1,2-Dichloropropane	ND	ug/L	5.0	1		12/13/11 02:31	78-87-5	
1,3-Dichloropropane	ND	ug/L	5.0	1		12/13/11 02:31	142-28-9	
2,2-Dichloropropane	ND	ug/L	5.0	1		12/13/11 02:31	594-20-7	
1,1-Dichloropropene	ND	ug/L	5.0	1		12/13/11 02:31	563-58-6	
cis-1,3-Dichloropropene	ND	ug/L	5.0	1		12/13/11 02:31	10061-01-5	
Hexachloro-1,3-butadiene	ND	ug/L	5.0	1		12/13/11 02:31	87-68-3	
Methylene Chloride	ND	ug/L	5.0	1		12/13/11 02:31	75-09-2	
1,1,1,2-Tetrachloroethane	ND	ug/L	5.0	1		12/13/11 02:31	630-20-6	
1,1,2,2-Tetrachloroethane	ND	ug/L	5.0	1		12/13/11 02:31	79-34-5	
Tetrachloroethene	ND	ug/L	5.0	1		12/13/11 02:31	127-18-4	
1,2,3-Trichlorobenzene	ND	ug/L	5.0	1		12/13/11 02:31	87-61-6	
1,2,4-Trichlorobenzene	ND	ug/L	5.0	1		12/13/11 02:31	120-82-1	
1,1,1-Trichloroethane	ND	ug/L	5.0	1		12/13/11 02:31	71-55-6	
1,1,2-Trichloroethane	ND	ug/L	5.0	1		12/13/11 02:31	79-00-5	
Trichloroethene	ND	ug/L	5.0	1		12/13/11 02:31	79-01-6	
Trichlorofluoromethane	ND	ug/L	5.0	1		12/13/11 02:31	75-69-4	
1,2,3-Trichloropropane	ND	ug/L	5.0	1		12/13/11 02:31	96-18-4	
Vinyl chloride	ND	ug/L	2.0	1		12/13/11 02:31	75-01-4	
Surrogates								
Dibromofluoromethane (S)	100 %		83-123	1		12/13/11 02:31	1868-53-7	
4-Bromofluorobenzene (S)	89 %		72-125	1		12/13/11 02:31	460-00-4	
Toluene-d8 (S)	102 %		81-114	1		12/13/11 02:31	2037-26-5	

QUALITY CONTROL DATA

Project: Southside Plaza/1200202.002

Pace Project No.: 5055640

QC Batch: MSV/38101 Analysis Method: EPA 8260
 QC Batch Method: EPA 8260 Analysis Description: 8260 MSV 5030 Low
 Associated Lab Samples: 5055640001, 5055640002, 5055640003, 5055640004, 5055640005, 5055640006, 5055640007

METHOD BLANK: 661510 Matrix: Solid
 Associated Lab Samples: 5055640001, 5055640002, 5055640003, 5055640004, 5055640005, 5055640006, 5055640007

Parameter	Units	Blank Result	Reporting Limit	Analyzed	Qualifiers
1,1,1,2-Tetrachloroethane	ug/kg	ND	5.0	12/17/11 10:38	
1,1,1-Trichloroethane	ug/kg	ND	5.0	12/17/11 10:38	
1,1,2,2-Tetrachloroethane	ug/kg	ND	5.0	12/17/11 10:38	
1,1,2-Trichloroethane	ug/kg	ND	5.0	12/17/11 10:38	
1,1-Dichloroethane	ug/kg	ND	5.0	12/17/11 10:38	
1,1-Dichloroethene	ug/kg	ND	5.0	12/17/11 10:38	
1,1-Dichloropropene	ug/kg	ND	5.0	12/17/11 10:38	
1,2,3-Trichlorobenzene	ug/kg	ND	5.0	12/17/11 10:38	
1,2,3-Trichloropropane	ug/kg	ND	5.0	12/17/11 10:38	
1,2,4-Trichlorobenzene	ug/kg	ND	5.0	12/17/11 10:38	
1,2-Dichlorobenzene	ug/kg	ND	5.0	12/17/11 10:38	
1,2-Dichloroethane	ug/kg	ND	5.0	12/17/11 10:38	
1,2-Dichloropropane	ug/kg	ND	5.0	12/17/11 10:38	
1,3-Dichlorobenzene	ug/kg	ND	5.0	12/17/11 10:38	
1,3-Dichloropropane	ug/kg	ND	5.0	12/17/11 10:38	
1,4-Dichlorobenzene	ug/kg	ND	5.0	12/17/11 10:38	
2,2-Dichloropropane	ug/kg	ND	5.0	12/17/11 10:38	
2-Chlorotoluene	ug/kg	ND	5.0	12/17/11 10:38	
4-Chlorotoluene	ug/kg	ND	5.0	12/17/11 10:38	
Bromochloromethane	ug/kg	ND	5.0	12/17/11 10:38	
Bromodichloromethane	ug/kg	ND	5.0	12/17/11 10:38	
Carbon tetrachloride	ug/kg	ND	5.0	12/17/11 10:38	
Chlorobenzene	ug/kg	ND	5.0	12/17/11 10:38	
Chloroethane	ug/kg	ND	5.0	12/17/11 10:38	
Chloroform	ug/kg	ND	5.0	12/17/11 10:38	
Chloromethane	ug/kg	ND	5.0	12/17/11 10:38	
cis-1,2-Dichloroethene	ug/kg	ND	5.0	12/17/11 10:38	
cis-1,3-Dichloropropene	ug/kg	ND	5.0	12/17/11 10:38	
Dibromochloromethane	ug/kg	ND	5.0	12/17/11 10:38	
Dichlorodifluoromethane	ug/kg	ND	5.0	12/17/11 10:38	
Hexachloro-1,3-butadiene	ug/kg	ND	5.0	12/17/11 10:38	
Methylene Chloride	ug/kg	ND	20.0	12/17/11 10:38	
Tetrachloroethene	ug/kg	ND	5.0	12/17/11 10:38	
trans-1,2-Dichloroethene	ug/kg	ND	5.0	12/17/11 10:38	
trans-1,3-Dichloropropene	ug/kg	ND	5.0	12/17/11 10:38	
trans-1,4-Dichloro-2-butene	ug/kg	ND	100	12/17/11 10:38	
Trichloroethene	ug/kg	ND	5.0	12/17/11 10:38	
Trichlorofluoromethane	ug/kg	ND	5.0	12/17/11 10:38	
Vinyl chloride	ug/kg	ND	5.0	12/17/11 10:38	
4-Bromofluorobenzene (S)	%	100	67-134	12/17/11 10:38	
Dibromofluoromethane (S)	%	99	71-125	12/17/11 10:38	
Toluene-d8 (S)	%	95	76-124	12/17/11 10:38	

QUALITY CONTROL DATA

Project: Southside Plaza/1200202.002
Pace Project No.: 5055640

LABORATORY CONTROL SAMPLE: 661511

Parameter	Units	Spike Conc.	LCS Result	LCS % Rec	% Rec Limits	Qualifiers
1,1,1,2-Tetrachloroethane	ug/kg	50	48.9	98	70-130	
1,1,1-Trichloroethane	ug/kg	50	53.9	108	70-130	
1,1,2,2-Tetrachloroethane	ug/kg	50	45.7	91	70-130	
1,1,2-Trichloroethane	ug/kg	50	54.9	110	70-130	
1,1-Dichloroethane	ug/kg	50	51.8	104	70-130	
1,1-Dichloroethene	ug/kg	50	53.8	108	70-130	
1,1-Dichloropropene	ug/kg	50	51.7	103	70-130	
1,2,3-Trichlorobenzene	ug/kg	50	49.6	99	70-130	
1,2,3-Trichloropropane	ug/kg	50	106	212	70-130	L3
1,2,4-Trichlorobenzene	ug/kg	50	48.5	97	70-130	
1,2-Dichlorobenzene	ug/kg	50	41.0	82	70-130	
1,2-Dichloroethane	ug/kg	50	51.5	103	70-130	
1,2-Dichloropropane	ug/kg	50	49.6	99	70-130	
1,3-Dichlorobenzene	ug/kg	50	46.1	92	70-130	
1,3-Dichloropropane	ug/kg	50	50.5	101	70-130	
1,4-Dichlorobenzene	ug/kg	50	47.5	95	70-130	
2,2-Dichloropropane	ug/kg	50	53.3	107	40-160	
2-Chlorotoluene	ug/kg	50	48.6	97	70-130	
4-Chlorotoluene	ug/kg	50	45.7	91	70-130	
Bromochloromethane	ug/kg	50	50.4	101	70-130	
Bromodichloromethane	ug/kg	50	51.9	104	70-130	
Carbon tetrachloride	ug/kg	50	53.9	108	70-130	
Chlorobenzene	ug/kg	50	50.4	101	70-130	
Chloroethane	ug/kg	50	58.3	117	70-130	
Chloroform	ug/kg	50	52.0	104	70-130	
Chloromethane	ug/kg	50	53.3	107	70-130	
cis-1,2-Dichloroethene	ug/kg	50	50.5	101	70-130	
cis-1,3-Dichloropropene	ug/kg	50	46.2	92	70-130	
Dibromochloromethane	ug/kg	50	45.7	91	70-130	
Dichlorodifluoromethane	ug/kg	50	57.1	114	70-130	
Hexachloro-1,3-butadiene	ug/kg	50	36.5	73	70-130	
Methylene Chloride	ug/kg	50	49.8	100	70-130	
Tetrachloroethene	ug/kg	50	54.8	110	70-130	
trans-1,2-Dichloroethene	ug/kg	50	52.4	105	70-130	
trans-1,3-Dichloropropene	ug/kg	50	45.5	91	70-130	
trans-1,4-Dichloro-2-butene	ug/kg	200	220	110	70-130	
Trichloroethene	ug/kg	50	50.1	100	70-130	
Trichlorofluoromethane	ug/kg	50	55.2	110	70-130	
Vinyl chloride	ug/kg	50	54.1	108	70-130	
4-Bromofluorobenzene (S)	%			92	70-130	
Dibromofluoromethane (S)	%			104	70-130	
Toluene-d8 (S)	%			104	70-130	



QUALITY CONTROL DATA

Project: Southside Plaza/1200202.002
 Pace Project No.: 5055640

MATRIX SPIKE & MATRIX SPIKE DUPLICATE: 661512 661513											
Parameter	Units	5055640003	MS	MSD	MS	MSD	MS	MSD	% Rec	Max	Qual
		Result	Spike Conc.	Spike Conc.	Result	Result	% Rec	% Rec	Limits	RPD	
1,1,1,2-Tetrachloroethane	ug/kg	ND	59	59	53.0	55.7	90	94	10-111	5	20
1,1,1-Trichloroethane	ug/kg	ND	59	59	63.9	62.5	108	106	36-128	2	20
1,1,2,2-Tetrachloroethane	ug/kg	ND	59	59	49.0	49.7	83	84	10-130	1	20
1,1,2-Trichloroethane	ug/kg	ND	59	59	63.0	57.3	107	97	10-126	9	20
1,1-Dichloroethane	ug/kg	ND	59	59	61.4	58.9	104	100	39-126	4	20
1,1-Dichloroethene	ug/kg	ND	59	59	60.7	58.7	103	99	42-147	3	20
1,1-Dichloropropene	ug/kg	ND	59	59	58.7	57.2	100	97	29-129	3	20
1,2,3-Trichlorobenzene	ug/kg	ND	59	59	34.8	43.7	59	74	10-91	23	20
1,2,3-Trichloropropane	ug/kg	ND	59	59	110	106	187	181	10-99	4	20 M0
1,2,4-Trichlorobenzene	ug/kg	ND	59	59	34.7	41.1	59	70	10-88	17	20
1,2-Dichlorobenzene	ug/kg	ND	59	59	36.1	38.7	61	66	10-104	7	20
1,2-Dichloroethane	ug/kg	ND	59	59	60.1	58.8	102	100	19-126	2	20
1,2-Dichloropropane	ug/kg	ND	59	59	57.4	57.8	97	98	24-123	7	20
1,3-Dichlorobenzene	ug/kg	ND	59	59	40.0	41.1	68	70	10-108	3	20
1,3-Dichloropropane	ug/kg	ND	59	59	56.9	54.4	96	92	12-121	4	20
1,4-Dichlorobenzene	ug/kg	ND	59	59	40.6	41.3	69	70	10-104	2	20
2,2-Dichloropropane	ug/kg	ND	59	59	61.4	60.3	104	102	32-124	2	20
2-Chlorotoluene	ug/kg	ND	59	59	45.4	42.9	77	73	10-128	6	20
4-Chlorotoluene	ug/kg	ND	59	59	43.9	43.1	74	73	10-119	2	20
Bromochloromethane	ug/kg	ND	59	59	58.7	57.9	100	98	26-126	1	20
Bromodichloromethane	ug/kg	ND	59	59	59.6	59.4	101	101	10-120	4	20
Carbon tetrachloride	ug/kg	ND	59	59	61.4	60.3	104	102	26-126	2	20
Chlorobenzene	ug/kg	ND	59	59	51.0	50.5	86	86	10-120	1	20
Chloroethane	ug/kg	ND	59	59	64.7	59.6	110	101	18-186	8	20
Chloroform	ug/kg	ND	59	59	60.7	60.0	103	102	29-126	1	20
Chloromethane	ug/kg	ND	59	59	53.6	5.6J	91	9	34-131		20 3d
cis-1,2-Dichloroethene	ug/kg	ND	59	59	60.5	67.6	103	115	28-132	11	20
cis-1,3-Dichloropropene	ug/kg	ND	59	59	51.1	47.5	87	81	10-108	7	20
Dibromochloromethane	ug/kg	ND	59	59	50.3	49.9	85	85	10-108	.8	20
Dichlorodifluoromethane	ug/kg	ND	59	59	47.3	43.9	80	74	10-197	7	20
Hexachloro-1,3-butadiene	ug/kg	ND	59	59	24.9	30.8	42	52	10-105	21	20
Methylene Chloride	ug/kg	ND	59	59	70.8	65.4	98	89	28-131	8	20
Tetrachloroethene	ug/kg	ND	59	59	97.3	69.3	165	118	10-122	34	20 M0
trans-1,2-Dichloroethene	ug/kg	ND	59	59	58.4	55.9	99	95	32-136	4	20
trans-1,3-Dichloropropene	ug/kg	ND	59	59	50.4	46.7	85	79	10-101	8	20
trans-1,4-Dichloro-2-butene	ug/kg	ND	236	236	222	224	94	95	10-104	.5	20
Trichloroethene	ug/kg	ND	59	59	67.9	139	115	236	15-133	69	20
Trichlorofluoromethane	ug/kg	ND	59	59	62.3	61.3	106	104	37-152	2	20
Vinyl chloride	ug/kg	ND	59	59	57.5	52.0	97	88	41-147	10	20
4-Bromofluorobenzene (S)	%						89	91	67-134		20
Dibromofluoromethane (S)	%						102	103	71-125		20
Toluene-d8 (S)	%						105	100	76-124		20

QUALITY CONTROL DATA

Project: Southside Plaza/1200202.002
Pace Project No.: 5055640

QC Batch: MSV/38015 Analysis Method: EPA 8260
QC Batch Method: EPA 8260 Analysis Description: 8260 MSV
Associated Lab Samples: 5055640008

METHOD BLANK: 659619 Matrix: Water
Associated Lab Samples: 5055640008

Parameter	Units	Blank Result	Reporting Limit	Analyzed	Qualifiers
1,1,1,2-Tetrachloroethane	ug/L	ND	5.0	12/12/11 22:11	
1,1,1-Trichloroethane	ug/L	ND	5.0	12/12/11 22:11	
1,1,2,2-Tetrachloroethane	ug/L	ND	5.0	12/12/11 22:11	
1,1,2-Trichloroethane	ug/L	ND	5.0	12/12/11 22:11	
1,1-Dichloroethane	ug/L	ND	5.0	12/12/11 22:11	
1,1-Dichloroethene	ug/L	ND	5.0	12/12/11 22:11	
1,1-Dichloropropene	ug/L	ND	5.0	12/12/11 22:11	
1,2,3-Trichlorobenzene	ug/L	ND	5.0	12/12/11 22:11	
1,2,3-Trichloropropane	ug/L	ND	5.0	12/12/11 22:11	
1,2,4-Trichlorobenzene	ug/L	ND	5.0	12/12/11 22:11	
1,2-Dichlorobenzene	ug/L	ND	5.0	12/12/11 22:11	
1,2-Dichloroethane	ug/L	ND	5.0	12/12/11 22:11	
1,2-Dichloropropane	ug/L	ND	5.0	12/12/11 22:11	
1,3-Dichlorobenzene	ug/L	ND	5.0	12/12/11 22:11	
1,3-Dichloropropane	ug/L	ND	5.0	12/12/11 22:11	
1,4-Dichlorobenzene	ug/L	ND	5.0	12/12/11 22:11	
2,2-Dichloropropane	ug/L	ND	5.0	12/12/11 22:11	
2-Chlorotoluene	ug/L	ND	5.0	12/12/11 22:11	
4-Chlorotoluene	ug/L	ND	5.0	12/12/11 22:11	
Bromochloromethane	ug/L	ND	5.0	12/12/11 22:11	
Bromodichloromethane	ug/L	ND	5.0	12/12/11 22:11	
Chlorobenzene	ug/L	ND	5.0	12/12/11 22:11	
Chloroethane	ug/L	ND	5.0	12/12/11 22:11	
Chloroform	ug/L	ND	5.0	12/12/11 22:11	
Chloromethane	ug/L	ND	5.0	12/12/11 22:11	
cis-1,2-Dichloroethene	ug/L	ND	5.0	12/12/11 22:11	
cis-1,3-Dichloropropene	ug/L	ND	5.0	12/12/11 22:11	
Dibromochloromethane	ug/L	ND	5.0	12/12/11 22:11	
Dichlorodifluoromethane	ug/L	ND	5.0	12/12/11 22:11	
Hexachloro-1,3-butadiene	ug/L	ND	5.0	12/12/11 22:11	
Methylene Chloride	ug/L	ND	5.0	12/12/11 22:11	
Tetrachloroethene	ug/L	ND	5.0	12/12/11 22:11	
trans-1,2-Dichloroethene	ug/L	ND	5.0	12/12/11 22:11	
trans-1,4-Dichloro-2-butene	ug/L	ND	100	12/12/11 22:11	
Trichloroethene	ug/L	ND	5.0	12/12/11 22:11	
Trichlorofluoromethane	ug/L	ND	5.0	12/12/11 22:11	
Vinyl chloride	ug/L	ND	2.0	12/12/11 22:11	
4-Bromofluorobenzene (S)	%	94	72-125	12/12/11 22:11	
Dibromofluoromethane (S)	%	98	83-123	12/12/11 22:11	
Toluene-d8 (S)	%	106	81-114	12/12/11 22:11	

QUALITY CONTROL DATA

Project: Southside Plaza/1200202.002

Pace Project No.: 5055640

LABORATORY CONTROL SAMPLE: 659620

Parameter	Units	Spike Conc.	LCS Result	LCS % Rec	% Rec Limits	Qualifiers
1,1,1,2-Tetrachloroethane	ug/L	50	46.4	93	69-122	
1,1,1-Trichloroethane	ug/L	50	46.7	93	69-126	
1,1,2,2-Tetrachloroethane	ug/L	50	49.3	99	68-134	
1,1,2-Trichloroethane	ug/L	50	50.0	100	77-129	
1,1-Dichloroethane	ug/L	50	46.5	93	70-127	
1,1-Dichloroethene	ug/L	50	42.4	85	75-145	
1,1-Dichloropropene	ug/L	50	45.4	91	75-126	
1,2,3-Trichlorobenzene	ug/L	50	43.0	86	63-130	
1,2,3-Trichloropropane	ug/L	50	88.2	176	45-121 L3	
1,2,4-Trichlorobenzene	ug/L	50	39.6	79	64-122	
1,2-Dichlorobenzene	ug/L	50	48.0	96	74-123	
1,2-Dichloroethane	ug/L	50	46.1	92	71-127	
1,2-Dichloropropane	ug/L	50	47.8	96	75-126	
1,3-Dichlorobenzene	ug/L	50	45.3	91	76-123	
1,3-Dichloropropane	ug/L	50	49.9	100	77-126	
1,4-Dichlorobenzene	ug/L	50	44.7	89	77-121	
2,2-Dichloropropane	ug/L	50	43.1	86	45-138	
2-Chlorotoluene	ug/L	50	47.0	94	74-129	
4-Chlorotoluene	ug/L	50	44.4	89	70-125	
Bromochloromethane	ug/L	50	45.7	91	58-153	
Bromodichloromethane	ug/L	50	44.9	90	71-124	
Chlorobenzene	ug/L	50	48.6	97	78-120	
Chloroethane	ug/L	50	51.7	103	56-163	
Chloroform	ug/L	50	45.3	91	73-122	
Chloromethane	ug/L	50	39.2	78	46-146	
cis-1,2-Dichloroethene	ug/L	50	44.9	90	79-129	
cis-1,3-Dichloropropene	ug/L	50	45.5	91	66-123	
Dibromochloromethane	ug/L	50	44.6	89	70-123	
Dichlorodifluoromethane	ug/L	50	32.6	65	19-200	
Hexachloro-1,3-butadiene	ug/L	50	43.8	88	64-131	
Methylene Chloride	ug/L	50	37.7	75	61-138	
Tetrachloroethene	ug/L	50	37.8	76	57-125	
trans-1,2-Dichloroethene	ug/L	50	45.5	91	71-145	
trans-1,4-Dichloro-2-butene	ug/L	200	189	94	50-121	
Trichloroethene	ug/L	50	45.7	91	77-122	
Trichlorofluoromethane	ug/L	50	42.4	85	56-159	
Vinyl chloride	ug/L	50	41.0	82	61-146	
4-Bromofluorobenzene (S)	%			102	72-125	
Dibromofluoromethane (S)	%			97	83-123	
Toluene-d8 (S)	%			102	81-114	

MATRIX SPIKE & MATRIX SPIKE DUPLICATE: 659621 659622

Parameter	Units	MS		MSD		MS Result	MSD Result	MS % Rec	MSD % Rec	% Rec Limits	Max RPD	Qual
		5055701007 Result	Spike Conc.	Spike Conc.	MS Result							
1,1,1,2-Tetrachloroethane	ug/L	ND	50	50	42.2	32.4	84	65	30-122	26	20	
1,1,1-Trichloroethane	ug/L	ND	50	50	49.3	36.5	99	73	37-136	30	20	

Date: 12/19/2011 02:35 PM

REPORT OF LABORATORY ANALYSIS

Page 16 of 19

This report shall not be reproduced, except in full,
without the written consent of Pace Analytical Services, Inc.

QUALITY CONTROL DATA

Project: Southside Plaza/1200202.002
Pace Project No.: 5055640

MATRIX SPIKE & MATRIX SPIKE DUPLICATE: 659621 659622												
Parameter	5055701007		MS	MSD	MS	MSD	MS	MSD	% Rec	Max		
	Units	Result	Spike Conc.	Spike Conc.	Result	Result	% Rec	% Rec	Limits	RPD	RPD	Qual
1,1,2,2-Tetrachloroethane	ug/L	ND	50	50	50.8	35.9	102	72	47-132	34	20	
1,1,2-Trichloroethane	ug/L	ND	50	50	50.9	38.9	102	78	53-131	27	20	
1,1-Dichloroethane	ug/L	ND	50	50	51.5	37.2	103	74	47-138	32	20	
1,1-Dichloroethene	ug/L	ND	50	50	48.5	36.4	97	73	54-152	29	20	
1,1-Dichloropropene	ug/L	ND	50	50	44.3	32.4	89	65	47-136	31	20	
1,2,3-Trichlorobenzene	ug/L	ND	50	50	36.2	23.8	72	48	15-132	41	20	
1,2,3-Trichloropropane	ug/L	ND	50	50	90.2	65.8	180	132	24-108	31	20	M0
1,2,4-Trichlorobenzene	ug/L	ND	50	50	33.0	21.5	66	43	10-130	42	20	
1,2-Dichlorobenzene	ug/L	ND	50	50	39.3	25.9	79	52	20-137	41	20	
1,2-Dichloroethane	ug/L	ND	50	50	50.0	37.9	100	76	42-139	28	20	
1,2-Dichloropropane	ug/L	ND	50	50	47.7	35.5	95	71	50-131	29	20	
1,3-Dichlorobenzene	ug/L	ND	50	50	35.6	22.8	71	46	13-143	44	20	
1,3-Dichloropropane	ug/L	ND	50	50	49.5	38.9	99	78	53-130	24	20	
1,4-Dichlorobenzene	ug/L	ND	50	50	34.8	23.1	70	46	13-140	40	20	
2,2-Dichloropropane	ug/L	ND	50	50	47.0	35.8	94	72	13-142	27	20	
2-Chlorotoluene	ug/L	ND	50	50	35.4	23.4	71	47	15-145	41	20	
4-Chlorotoluene	ug/L	ND	50	50	32.8	21.8	66	44	12-143	40	20	
Bromochloromethane	ug/L	ND	50	50	51.9	38.2	104	76	54-144	30	20	
Bromodichloromethane	ug/L	ND	50	50	47.7	34.9	95	70	42-128	31	20	
Chlorobenzene	ug/L	ND	50	50	41.4	29.8	83	60	33-136	33	20	
Chloroethane	ug/L	ND	50	50	63.1	59.5	126	119	21-200	6	20	
Chloroform	ug/L	ND	50	50	48.9	36.0	98	72	50-134	30	20	
Chloromethane	ug/L	ND	50	50	49.2	47.2	98	94	32-160	4	20	
cis-1,2-Dichloroethene	ug/L	45.5	50	50	92.6	79.9	94	69	48-145	15	20	
cis-1,3-Dichloropropene	ug/L	ND	50	50	43.6	33.6	87	67	35-116	26	20	
Dibromochloromethane	ug/L	ND	50	50	43.6	34.4	87	69	39-122	24	20	
Dichlorodifluoromethane	ug/L	ND	50	50	43.6	41.0	87	82	35-200	6	20	
Hexachloro-1,3-butadiene	ug/L	ND	50	50	23.5	12.0	47	24	10-146	65	20	
Methylene Chloride	ug/L	ND	50	50	52.7	38.3	105	77	47-141	32	20	2d
Tetrachloroethene	ug/L	120	50	50	122	109	3	-22	30-124	11	20	M0
trans-1,2-Dichloroethene	ug/L	ND	50	50	51.8	38.2	104	76	48-144	30	20	
trans-1,4-Dichloro-2-butene	ug/L	ND	200	200	199	151	99	76	22-120	27	20	
Trichloroethene	ug/L	5.4	50	50	50.0	36.2	89	62	44-130	32	20	
Trichlorofluoromethane	ug/L	ND	50	50	51.5	47.8	103	96	17-200	7	20	
Vinyl chloride	ug/L	ND	50	50	50.6	47.9	101	96	45-159	6	20	
4-Bromofluorobenzene (S)	%						99	102	72-125		20	
Dibromofluoromethane (S)	%						99	99	83-123		20	
Toluene-d8 (S)	%						101	104	81-114		20	

QUALITY CONTROL DATA

Project: Southside Plaza/1200202.002
Pace Project No.: 5055640

QC Batch: PMST/6549 Analysis Method: ASTM D2974-87
QC Batch Method: ASTM D2974-87 Analysis Description: Dry Weight/Percent Moisture
Associated Lab Samples: 5055640001, 5055640002, 5055640003, 5055640004, 5055640005, 5055640006, 5055640007

SAMPLE DUPLICATE: 658870

Parameter	Units	5055640001 Result	Dup Result	RPD	Max RPD	Qualifiers
Percent Moisture	%	11.7	11.5	2	5	

SAMPLE DUPLICATE: 658871

Parameter	Units	5055724008 Result	Dup Result	RPD	Max RPD	Qualifiers
Percent Moisture	%	7.9	8.4	7	5	R2

QUALIFIERS

Project: Southside Plaza/1200202.002
Pace Project No.: 5055640

DEFINITIONS

DF - Dilution Factor, if reported, represents the factor applied to the reported data due to changes in sample preparation, dilution of the sample aliquot, or moisture content.

ND - Not Detected at or above adjusted reporting limit.

J - Estimated concentration above the adjusted method detection limit and below the adjusted reporting limit.

MDL - Adjusted Method Detection Limit.

S - Surrogate

1,2-Diphenylhydrazine (8270 listed analyte) decomposes to Azobenzene.

Consistent with EPA guidelines, unrounded data are displayed and have been used to calculate % recovery and RPD values.

LCS(D) - Laboratory Control Sample (Duplicate)

MS(D) - Matrix Spike (Duplicate)

DUP - Sample Duplicate

RPD - Relative Percent Difference

NC - Not Calculable.

SG - Silica Gel - Clean-Up

U - Indicates the compound was analyzed for, but not detected.

N-Nitrosodiphenylamine decomposes and cannot be separated from Diphenylamine using Method 8270. The result reported for each analyte is a combined concentration.

Pace Analytical is TNI accredited. Contact your Pace PM for the current list of accredited analytes.

LABORATORIES

PASI-I Pace Analytical Services - Indianapolis

ANALYTE QUALIFIERS

- 1d Compound commonly found in commercially distributed water. JLZ 12/13/11.
- 2d Multiple compounds are outside acceptance limits due to sample matrix. Refer to LCS for system control and data acceptability. JLZ 12/13/11.
- 3d Multiple compounds are outside acceptance limits due to sample matrix. Refer to LCS for system control and data acceptability. JLZ 12/19/11.
- C0 Result confirmed by second analysis.
- L3 Analyte recovery in the laboratory control sample (LCS) exceeded QC limits. Analyte presence below reporting limits in associated samples. Results unaffected by high bias.
- M0 Matrix spike recovery and/or matrix spike duplicate recovery was outside laboratory control limits.
- R2 RPD value was outside control limits due to matrix interference

CHAIN-OF-CUSTODY / Analytical Request Document

The Chain-of-Custody is a LEGAL DOCUMENT. All relevant fields must be completed accurately.

5055640

MW

Section A Required Client Information:		Section B Required Project Information:		Section C Invoice Information:		Page: 1 of 1	
Company: APEX COMPANIES, LLC		Report To: ADAM FLEGE		Attention: ADAM FLEGE		1514960	
Address: 155 TRI-COUNTY PKWY		Copy To: TERRIE SWANSON		Company Name: APEX COMPANIES, LLC			
CINCINNATI, OH 45256		ESWANSON@APEXCS.COM		Address: 155 TRI-COUNTY PKWY		REGULATORY AGENCY	
Email To: aflege@apexcs.com		Purchase Order No.:		Pace Quote Reference: CINCINNATI, OH 45256			
Phone: 513-7763617 Fax:		Project Name: SOUTHSIDE PLAZA		Pace Project Manager:		Site Location	
Requested Due Date/TAT: 10 DAYS		Project Number: 1200202-008		Pace Profile #:		STATE: NY	

ITEM #	SAMPLE ID (A-Z, 0-9 / -) Sample IDs MUST BE UNIQUE	Matrix Codes MATRIX / CODE	MATRIX CODE (see valid codes to left)	SAMPLE TYPE (G=GRAB C=COMP)	COLLECTED				SAMPLE TEMP AT COLLECTION	# OF CONTAINERS	Preservatives							Analysis Test ↓	Residual Chlorine (Y/N)	Pace Project No./ Lab I.D.		
					COMPOSITE START		COMPOSITE END/GRAB				Unpreserved	H ₂ SO ₄	HNO ₃	HCl	NaOH	Na ₂ S ₂ O ₃	Methanol				Other	BLYO CHLOR. VOL% ↓
					DATE	TIME	DATE	TIME														
1	MWB-4-6	Drinking Water DW	SL	G	12/6/11	1125	→	18L	1	X										001		
2	MWB-10-12	Water WT	SL	G	12/6/11	1125	→	18L	1	X										001		
3	MW9-10-12	Waste Water WW	SL	G	12/6/11	1530	→	18L	1	X										003		
4	MW10-5-7	Product P	SL	G	12/7/11	1005	→	18L	1	X										004		
5	MW10A-6-8	Soil/Solid SL	SL	G	12/7/11	1135	→	18L	1	X										005		
6	MW10A-8-10	Oil OL	SL	G	12/7/11	1135	→	18L	1	X										006		
7	EQUIPMENT RINSE	Wipe WP	WT	G	12/7/11	1145	→	18L	3	X		X								008		
8	MW11-6-8	Air AR	SL	G	12/7/11	1455	→	18L	1	X										007		
9		Tissue TS																				
10		Other OT																				
11																						
12																						

ADDITIONAL COMMENTS	RELINQUISHED BY / AFFILIATION	DATE	TIME	ACCEPTED BY / AFFILIATION	DATE	TIME	SAMPLE CONDITIONS			
	<i>Terrie Swanson / APEX</i>	12/7/11	1700G	<i>Stacy Primes / Pace</i>	12/8/11	11:49	4.6	Y	N	Y

WI/Pool Rx 89 12/8/11 11:49
Trk # 8723 9560 7364

SAMPLER NAME AND SIGNATURE		Temp in °C	Received on Ice (Y/N)	Custody Sealed Cooler (Y/N)	Samples Intact (Y/N)
PRINT Name of SAMPLER: TERRIE L. SWANSON	DATE Signed (MM/DD/YY): 12/07/11				
SIGNATURE of SAMPLER: <i>Terrie Swanson</i>					

ATTACHMENT B

Soil Boring Logs



3553 Crittenden Road

Alden, NY 14004

(716) 937- 6527

www.natureswayenvironmental.com

HOLE NUMBER: MW 8

DATE: 12/06/2011

ELEVATION:

PROJECT: Subsurface Investigation at the Southside Plaza

Foot Avenue, Jamestown, Chautauqua County, New York

PREPARED FOR: APEX Companies, LLC

BORING LOCATION: See Map

SN	0/6	6/12	12/18	18/24	PID (ppm)	LITH	DESCRIPTION AND CLASSIFICATION	REC	MONITORING WELL	REMARKS	COMMENTS
0	1	*			0.0		Blacktop	0.4'			Drilled through blacktop 0.5 foot over sand fill with little gravel and clay to 2.0 feet over clayey lake sediment to 4.0 feet over silty lake sediment to 10.0 feet over clayey glacial till to 14.0 feet over shale rock refusal
		8					Moist, faintly mottled, brown, gravelly (CLAYEY-SILT) fill with 15 to 25% gravel, little clay, stiff	0.5'		Cement / Bentonite Grout	
			6					2.0'			
	2	4			0.0		Moist, distinctly mottled, brown (CLAYEY-SILT) with some clay, firm, thinly laminated with very thin coarse lenses	0.3'		2" PVC Riser Pipe	
			3							Bentonite Seal	
				2				4.0'			
	3	1			0.0		Extremely moist to wet, brown (SILT) with trace very fine size sand, loose, weakly thinly bedded	0.5'			
5			2								
				3				0.8'		#2 Size Sand	
					0.0						
	4	2									
			4								
				5							
	5	1			0.1			0.5'			
			3								
				5							
10	6	6			0.2		Moist, brown (CLAYEY-SILT) with 5 to 15% gravel, little clay, very stiff to hard, massive soil structure	1.5'		2" 10 Slot PVC Screen	
			13								
				13							
				15							
	7	16			0.2			1.4'			
			12								
				19							
				19							
	8	9			0.0		Shale rock, brownish gray to gray, soft, can easily be broken between fingers, fissile	0.7'			
15											
			50/5"								
	9	37			0.0			0.3'			
			100/4"								
	10	50/5"			0.0						
20							Auger Refusal at 17.4' BGS	17.4'		Well Installation Completed at 16.3' BGS	

LOGGED BY: Dale M. Gramza / Senior Geologist

PAGE 1 of 1



3553 Crittenden Road
 Alden, NY 14004
 (716) 937-6527
 www.natureswayenvironmental.com

HOLE NUMBER: MW 10a ELEVATION:

DATE: 12/6/2011
 PROJECT: Subsurface Investigation at the Southside Plaza

 Foote Avenue, Jamestown, Chautauqua County, New York

PREPARED FOR: APEX Companies, LLC

BORING LOCATION: See Map

SN	0/5	5/12	12/18	18/24	PID (ppm)	LITH	DESCRIPTION AND CLASSIFICATION	REC	MONITORING WELL	REMARKS	COMMENTS
0							Blacktop	1.0'		Cement / Bentonite Grout	Blacktop to 0.5 foot over sandy fill with little gravel to 2.0 feet over clayey glacial till to 6.0 feet over shale rock to refusal
1	*	8	9	9	0.1		Moist, brown, gravelly (SILTY-SAND) fill with 15 to 25% gravel, very fine to fine size sand, trace silt, compact in place	0.5'	2.0'	2" PVC Riser Pipe	
2	13	12	12	7	0.1		Moist, olive gray, gravelly (CLAYEY-SILT) with 15 to 25% gravel, some clay, very stiff, massive soil structure	0.7'	4.0'	Bentonite Seal	
3	4	6			0.0			1.2'			
5		12	14		0.0						
4	9	18	34	51	0.0		Shale rock, olive gray to grayish brown, soft, fissile, dry becoming wet below 10.0 feet	0.2'	5.8'	#2 Size Sand	
5	58	50/2"			0.2			0.7'			
10	50/4"				0.0			0.2'	11.8'	2" 10 Slot PVC Screen	
							Boring Completed at 12.2' BGS	12.2'	12.2'		



3553 Crittenden Road
 Alden, NY 14004
 (716) 937- 6527
 www.natureswayenvironmental.com

HOLE NUMBER: MW 11

DATE: 12/6/2011

ELEVATION:

PROJECT: Subsurface Investigation at the Southside Plaza
Foot Avenue, Jamestown, Chautauqua County, New York

PREPARED FOR: APEX Companies, LLC

BORING LOCATION: See Map

SN	0/ 5	6/ 12	12/ 18	18/ 24	PID (ppm)	LITH	DESCRIPTION AND CLASSIFICATION	REC	MONITORING WELL	REMARKS	COMMENTS
							Hand Auger with 3" Bucket Auger			Cement / Bentonite Grout	Hand Auger to 4.0' to clear utilities
										2" PVC Riser Pipe	Below 4.0 feet; Silty lake sediment to 5.0 feet over silty glacial till to 6.5 feet over shale rock to refusal
1	6				0.0		Extremely moist, brown (SILT) with trace very fine size sand, loose, weakly thinly bedded	1.2'		Bentonite Seal	
		3									
			14								
2	9			19	0.1		Moist, brown, gravelly (CLAYEY-SILT) with 15 to 25% gravel, little clay, very stiff, massive soil structure	0.8'		2" 10 Slot PVC Screen	
		7									
			24				Shale rock, olive gray to brownish gray, moderately soft to soft, fissile, weathered				
3	7			14	0.1			1.3'		#2 Size Sand	
			19								
			31								
4	19			39	0.0			0.5'			
		50/1"									
							Auger Refusal at 11.1' BGS				

ATTACHMENT C

Groundwater Sampling Purge Logs

MONITORING WELL PURGE AND SAMPLE LOG

Project Name: _____	Site Location: _____
Project Number: _____	Well ID: _____
Weather: <u>SUNNY / 40°F</u>	Date: _____
Purging Equipment: _____	

WELL CHARACTERISTICS

Casing diameter (inches): _____ Well Depth (ft. BTOC): _____

Screen Interval (ft. BTOC): _____

Purging/sampling flow: _____ Water Quality Instrument: _____

Initial (pre-purging) DTW/time (ft. BTOC): 4.51' (11.82' x 0.1652) = 1.93 gals

Volume of water column (all measurements in feet; resulting volume in gallons) = $\pi r^2 \times H \times 7.48 \text{ gal./ft.}^3$

GROUNDWATER QUALITY PARAMETER MEASUREMENTS					
Time	Cumulative Volume Purged (Gallons)	Temp. (degree C) ± 10%	Specific Conductance (µS/cm) ± 10%	pH (su) ± 10%	Comments
<u>1343</u>	<u>4.25</u>	<u>12.4</u>	<u>1413</u>	<u>6.68</u>	<u>NO NOTICEABLE CLEARING</u>
<u>1345</u>	<u>4.50</u>	<u>12.0</u>	<u>1418</u>	<u>6.60</u>	<u>1)</u>
<u>1347</u>	<u>4.75</u>	<u>12.1</u>	<u>1407</u>	<u>6.70</u>	<u>1)</u>
<u>1350</u>	<u>5.00</u>	<u>12.0</u>	<u>1412</u>	<u>6.66</u>	<u>1)</u>

Sample Collection Information

Date: <u>12/13/2011</u>	Sample Bottles: _____
Time: <u>1355 / 1400</u>	Preservation: _____
Sample Number: <u>121311MW2 / 121311MW2B</u>	Sampling Method: _____
Sampler (Name): _____	Analyses: _____

MONITORING WELL PURGE AND SAMPLE LOG

Project Name: _____	Site Location: _____
Project Number: _____	Well ID: _____
Weather: <u>SUNNY / 40°F</u>	Date: _____
Purging Equipment: _____	

WELL CHARACTERISTICS	
Casing diameter (inches): _____	Well Depth (ft. BTCC): _____
Screen Interval (ft. BTCC): _____	

Purging/sampling crew: _____ Water Quality Instrument: _____

Initial (pre-purging) DTW/time (ft. BTCC): 3 98' (8.42' x 0.1632) = 1.379 d3

Volume of water column (all measurements in feet; resulting volume in gallons) = $\pi r^2 \times H \times 7.48 \text{ gal./ft.}^3$

GROUNDWATER QUALITY PARAMETER MEASUREMENTS					
Time	Cumulative Volume Purged (Gallons)	Temp (degree C) ± 10%	Specific Conductance (uS/cm) ± 10%	pH (su) ± 10%	Comments
1118	4.25	12.1	1298	6.72	NO NOTICEABLE CHANGE
1120	4.50	12.3	1304	6.75	"
1123	4.75	11.9	1303	6.74	"
1125	5.00	12.2	1299	6.78	"
			1308		

Sample Collection Information	
Date: <u>12/13/2011</u>	Sample Bottles: _____
Time: <u>1130 HRS</u>	Preservation: _____
Sample Number: <u>121311 MWG</u>	Sampling Method: _____
Sampler (Name): _____	Analyses: _____

MONITORING WELL PURGE AND SAMPLE LOG

Project Name: _____	Site Location: _____
Project Number: _____	Well ID: _____
Weather: <u>SUNNY / 40°F</u>	Date: _____
Purging Equipment: _____	

WELL CHARACTERISTICS	
Casing diameter (inches): _____	Well Depth (ft. BTOC): _____
Screen Interval (ft. BTOC): _____	

Purging/sampling crew: _____ Water Quality Instrument: _____

Initial (pre-purging) DTW/time (ft. BTOC): $2.42' (9.30' \times 0.1632) = 1.53 \text{ gals}$

Volume of water column (all measurements in feet; resulting volume in gallons) = $\pi r^2 \times H \times 7.48 \text{ gal./ft.}^3$

GROUNDWATER QUALITY PARAMETER MEASUREMENTS					
Time	Cumulative Volume Purged (Gallons)	Temp. (degree C) $\pm 10\%$	Specific Conductance ($\mu\text{S}/\text{cm}$) $\pm 10\%$	pH (su) $\pm 10\%$	Comments
<u>1225</u>	<u>4.25</u>	<u>11.8</u>	<u>1272</u>	<u>6.80</u>	<u>VERY MINOR CLEARING</u>
<u>1227</u>	<u>4.50</u>	<u>11.6</u>	<u>1268</u>	<u>6.82</u>	<u>"</u>
<u>1230</u>	<u>4.75</u>	<u>11.9</u>	<u>1275</u>	<u>6.88</u>	<u>"</u>
<u>1232</u>	<u>5.00</u>	<u>12.0</u>	<u>1271</u>	<u>6.87</u>	<u>"</u>

Sample Collection Information			
Date: <u>12/13/2011</u>	Sample Bottles: _____		
Time: <u>1240 HRS</u>	Preservation: _____		
Sample Number: <u>1215ILMNWCA</u>	Sampling Method: _____		
Sampler (Name): _____	Analyses: _____		

MONITORING WELL PURGE AND SAMPLE LOG

Project Name: _____	Site Location: _____
Project Number: _____	Well ID: _____
Weather: <u>SWOXY / 40°F</u>	Date: _____
Purging Equipment: _____	

WELL CHARACTERISTICS

Casing diameter (inches): _____	Well Depth (ft. BTOC): _____
Screen Interval (ft. BTOC): _____	

Purging/sampling crew: _____	Water Quality Instrument: _____
Initial (pre-purging) DTW/time (ft. BTOC) <u>3.31'</u> $(7.46' \times 0.1632) = \frac{1.22}{1.22} \text{ gals}$	
Volume of water column (all measurements in feet; resulting volume in gallons) = $\pi r^2 \times H \times 7.48 \text{ gal./ft.}^3$	

GROUNDWATER QUALITY PARAMETER MEASUREMENTS

Time	Cumulative Volume Purged (Gallons)	Temp. (degree C) ±10%	Specific Conductance (uS/cm) ±10%	pH (su) ±10%	Comments
<u>1453</u>	<u>4.25</u>	<u>11.9</u>	<u>1437</u>	<u>6.57</u>	<u>NO NOTICEABLE CLEARING</u>
<u>1456</u>	<u>4.50</u>	<u>11.8</u>	<u>1427</u>	<u>6.57</u>	<u>"</u>
<u>1458</u>	<u>4.75</u>	<u>12.0</u>	<u>1437</u>	<u>6.57</u>	<u>"</u>
<u>1501</u>	<u>5.00</u>	<u>11.9</u>	<u>1425</u>	<u>6.60</u>	<u>"</u>

Sample Collection Information		
Date: <u>12/13/2011</u>	Sample Bottles: _____	
Time: <u>1505</u>	Preservation: _____	
Sample Number: <u>121311 MW1</u>	Sampling Method: _____	
Sampler (Name): _____	Analyses: _____	

ATTACHMENT D

**Groundwater Laboratory Analytical Report
and COC Documentation**

December 30, 2011

Adam Flege
Apex Companies LLC
155 Tri-County Pkwy
Cincinnati, OH 45241

RE: Project: Southside Plaza / 1200202.002
Pace Project No.: 5055869

Dear Adam Flege:

Enclosed are the analytical results for sample(s) received by the laboratory on December 14, 2011. The results relate only to the samples included in this report. Results reported herein conform to the most current TNI standards and the laboratory's Quality Assurance Manual, where applicable, unless otherwise noted in the body of the report.

If you have any questions concerning this report, please feel free to contact me.

Sincerely,



Tina Sayer for
Mick Mayse
mick.mayse@pacelabs.com
Project Manager

Enclosures



REPORT OF LABORATORY ANALYSIS

This report shall not be reproduced, except in full,
without the written consent of Pace Analytical Services, Inc..



Pace Analytical Services, Inc.
7726 Moller Road
Indianapolis, IN 46268
(317)875-5894

CERTIFICATIONS

Project: Southside Plaza / 1200202.002
Pace Project No.: 5055869

Minnesota Certification IDs

1700 Elm Street SE Suite 200, Minneapolis, MN 55414
A2LA Certification #: 2926.01
Alaska Certification #: UST-078
Alaska Certification #MN00064
Arizona Certification #: AZ-0014
Arkansas Certification #: 88-0680
California Certification #: 01155CA
EPA Region 8 Certification #: Pace
Florida/NELAP Certification #: E87605
Georgia Certification #: 959
Idaho Certification #: MN00064
Illinois Certification #: 200011
Iowa Certification #: 368
Kansas Certification #: E-10167
Louisiana Certification #: 03086
Louisiana Certification #: LA080009
Maine Certification #: 2007029
Maryland Certification #: 322
Michigan DEQ Certification #: 9909
Minnesota Certification #: 027-053-137

Mississippi Certification #: Pace
Montana Certification #: MT CERT0092
Nevada Certification #: MN_00064
Nebraska Certification #: Pace
New Jersey Certification #: MN-002
New Mexico Certification #: Pace
New York Certification #: 11647
North Carolina Certification #: 530
North Dakota Certification #: R-036
North Dakota Certification #: R-036A
Ohio VAP Certification #: CL101
Oklahoma Certification #: D9921
Oklahoma Certification #: 9507
Oregon Certification #: MN200001
Pennsylvania Certification #: 68-00563
Puerto Rico Certification
Tennessee Certification #: 02818
Texas Certification #: T104704192
Washington Certification #: C754
Wisconsin Certification #: 999407970

REPORT OF LABORATORY ANALYSIS

Page 2 of 15

This report shall not be reproduced, except in full,
without the written consent of Pace Analytical Services, Inc..

SAMPLE SUMMARY

Project: Southside Plaza / 1200202.002
Pace Project No.: 5055869

Lab ID	Sample ID	Matrix	Date Collected	Date Received
5055869001	121311MW8	Water	12/13/11 13:55	12/14/11 07:50
5055869002	121311MW8D	Water	12/13/11 14:00	12/14/11 07:50
5055869003	121311MW9	Water	12/13/11 11:30	12/14/11 07:50
5055869004	121311MW10A	Water	12/13/11 12:40	12/14/11 07:50
5055869005	121311MW11	Water	12/13/11 15:05	12/14/11 07:50
5055869006	Trip Blank	Water	12/13/11 08:00	12/14/11 07:50

REPORT OF LABORATORY ANALYSIS



Pace Analytical Services, Inc.
7726 Moller Road
Indianapolis, IN 46268
(317)875-5894

SAMPLE ANALYTE COUNT

Project: Southside Plaza / 1200202.002
Pace Project No.: 5055869

Lab ID	Sample ID	Method	Analysts	Analytes Reported	Laboratory
5055869001	121311MW8	EPA 8260	ECB	41	PASI-M
5055869002	121311MW8D	EPA 8260	ECB	41	PASI-M
5055869003	121311MW9	EPA 8260	ECB	41	PASI-M
5055869004	121311MW10A	EPA 8260	ECB	41	PASI-M
5055869005	121311MW11	EPA 8260	ECB	41	PASI-M
5055869006	Trip Blank	EPA 8260	ECB	41	PASI-M

REPORT OF LABORATORY ANALYSIS

This report shall not be reproduced, except in full,
without the written consent of Pace Analytical Services, Inc..

ANALYTICAL RESULTS

Project: Southside Plaza / 1200202.002

Pace Project No.: 5055869

Sample: 121311MW8		Lab ID: 5055869001	Collected: 12/13/11 13:55	Received: 12/14/11 07:50	Matrix: Water			
Parameters	Results	Units	Report Limit	DF	Prepared	Analyzed	CAS No.	Qual
8260 MSV		Analytical Method: EPA 8260						
Bromochloromethane	ND	ug/L	1.0	1		12/22/11 12:18	74-97-5	
Bromodichloromethane	ND	ug/L	1.0	1		12/22/11 12:18	75-27-4	
Chlorobenzene	ND	ug/L	1.0	1		12/22/11 12:18	108-90-7	
Chloroethane	ND	ug/L	1.0	1		12/22/11 12:18	75-00-3	
Chloroform	ND	ug/L	1.0	1		12/22/11 12:18	67-66-3	
Chloromethane	ND	ug/L	4.0	1		12/22/11 12:18	74-87-3	
2-Chlorotoluene	ND	ug/L	1.0	1		12/22/11 12:18	95-49-8	
4-Chlorotoluene	ND	ug/L	1.0	1		12/22/11 12:18	106-43-4	
Dibromochloromethane	ND	ug/L	1.0	1		12/22/11 12:18	124-48-1	
1,2-Dichlorobenzene	ND	ug/L	1.0	1		12/22/11 12:18	95-50-1	
1,3-Dichlorobenzene	ND	ug/L	1.0	1		12/22/11 12:18	541-73-1	
1,4-Dichlorobenzene	ND	ug/L	1.0	1		12/22/11 12:18	106-46-7	
trans-1,4-Dichloro-2-butene	ND	ug/L	10.0	1		12/22/11 12:18	110-57-6	
Dichlorodifluoromethane	ND	ug/L	1.0	1		12/22/11 12:18	75-71-8	
1,1-Dichloroethane	ND	ug/L	1.0	1		12/22/11 12:18	75-34-3	
1,2-Dichloroethane	ND	ug/L	1.0	1		12/22/11 12:18	107-06-2	
1,1-Dichloroethene	ND	ug/L	1.0	1		12/22/11 12:18	75-35-4	
cis-1,2-Dichloroethene	ND	ug/L	1.0	1		12/22/11 12:18	156-59-2	
trans-1,2-Dichloroethene	ND	ug/L	4.0	1		12/22/11 12:18	156-60-5	
1,2-Dichloropropane	ND	ug/L	4.0	1		12/22/11 12:18	78-87-5	
1,3-Dichloropropane	ND	ug/L	1.0	1		12/22/11 12:18	142-28-9	
2,2-Dichloropropane	ND	ug/L	4.0	1		12/22/11 12:18	594-20-7	
1,1-Dichloropropene	ND	ug/L	1.0	1		12/22/11 12:18	563-58-6	
cis-1,3-Dichloropropene	ND	ug/L	4.0	1		12/22/11 12:18	10061-01-5	
Hexachloro-1,3-butadiene	ND	ug/L	5.0	1		12/22/11 12:18	87-68-3	
Methylene Chloride	ND	ug/L	4.0	1		12/22/11 12:18	75-09-2	
1,1,1,2-Tetrachloroethane	ND	ug/L	1.0	1		12/22/11 12:18	630-20-6	
1,1,2,2-Tetrachloroethane	ND	ug/L	1.0	1		12/22/11 12:18	79-34-5	
Tetrachloroethene	31.6	ug/L	1.0	1		12/22/11 12:18	127-18-4	
1,2,3-Trichlorobenzene	ND	ug/L	1.0	1		12/22/11 12:18	87-61-6	
1,2,4-Trichlorobenzene	ND	ug/L	1.0	1		12/22/11 12:18	120-82-1	
1,1,1-Trichloroethane	ND	ug/L	1.0	1		12/22/11 12:18	71-55-6	
1,1,2-Trichloroethane	ND	ug/L	1.0	1		12/22/11 12:18	79-00-5	
Trichloroethene	ND	ug/L	1.0	1		12/22/11 12:18	79-01-6	
Trichlorofluoromethane	ND	ug/L	1.0	1		12/22/11 12:18	75-69-4	
1,2,3-Trichloropropane	ND	ug/L	4.0	1		12/22/11 12:18	96-18-4	
Vinyl chloride	ND	ug/L	0.40	1		12/22/11 12:18	75-01-4	
Surrogates								
Dibromofluoromethane (S)	104	%	75-125	1		12/22/11 12:18	1868-53-7	
1,2-Dichloroethane-d4 (S)	110	%	75-125	1		12/22/11 12:18	17060-07-0	
Toluene-d8 (S)	100	%	75-125	1		12/22/11 12:18	2037-26-5	
4-Bromofluorobenzene (S)	100	%	75-125	1		12/22/11 12:18	460-00-4	



ANALYTICAL RESULTS

Project: Southside Plaza / 1200202.002
 Pace Project No.: 5055869

Sample: 121311MW8D	Lab ID: 5055869002	Collected: 12/13/11 14:00	Received: 12/14/11 07:50	Matrix: Water
---------------------------	---------------------------	---------------------------	--------------------------	---------------

Parameters	Results	Units	Report Limit	DF	Prepared	Analyzed	CAS No.	Qual
8260 MSV		Analytical Method: EPA 8260						
Bromochloromethane	ND	ug/L	1.0	1		12/22/11 12:34	74-97-5	
Bromodichloromethane	ND	ug/L	1.0	1		12/22/11 12:34	75-27-4	
Chlorobenzene	ND	ug/L	1.0	1		12/22/11 12:34	108-90-7	
Chloroethane	ND	ug/L	1.0	1		12/22/11 12:34	75-00-3	
Chloroform	ND	ug/L	1.0	1		12/22/11 12:34	67-66-3	
Chloromethane	ND	ug/L	4.0	1		12/22/11 12:34	74-87-3	
2-Chlorotoluene	ND	ug/L	1.0	1		12/22/11 12:34	95-49-8	
4-Chlorotoluene	ND	ug/L	1.0	1		12/22/11 12:34	106-43-4	
Dibromochloromethane	ND	ug/L	1.0	1		12/22/11 12:34	124-48-1	
1,2-Dichlorobenzene	ND	ug/L	1.0	1		12/22/11 12:34	95-50-1	
1,3-Dichlorobenzene	ND	ug/L	1.0	1		12/22/11 12:34	541-73-1	
1,4-Dichlorobenzene	ND	ug/L	1.0	1		12/22/11 12:34	106-46-7	
trans-1,4-Dichloro-2-butene	ND	ug/L	10.0	1		12/22/11 12:34	110-57-6	
Dichlorodifluoromethane	ND	ug/L	1.0	1		12/22/11 12:34	75-71-8	
1,1-Dichloroethane	ND	ug/L	1.0	1		12/22/11 12:34	75-34-3	
1,2-Dichloroethane	ND	ug/L	1.0	1		12/22/11 12:34	107-06-2	
1,1-Dichloroethene	ND	ug/L	1.0	1		12/22/11 12:34	75-35-4	
cis-1,2-Dichloroethene	ND	ug/L	1.0	1		12/22/11 12:34	156-59-2	
trans-1,2-Dichloroethene	ND	ug/L	4.0	1		12/22/11 12:34	156-60-5	
1,2-Dichloropropane	ND	ug/L	4.0	1		12/22/11 12:34	78-87-5	
1,3-Dichloropropane	ND	ug/L	1.0	1		12/22/11 12:34	142-28-9	
2,2-Dichloropropane	ND	ug/L	4.0	1		12/22/11 12:34	594-20-7	
1,1-Dichloropropene	ND	ug/L	1.0	1		12/22/11 12:34	563-58-6	
cis-1,3-Dichloropropene	ND	ug/L	4.0	1		12/22/11 12:34	10061-01-5	
Hexachloro-1,3-butadiene	ND	ug/L	5.0	1		12/22/11 12:34	87-68-3	
Methylene Chloride	ND	ug/L	4.0	1		12/22/11 12:34	75-09-2	
1,1,1,2-Tetrachloroethane	ND	ug/L	1.0	1		12/22/11 12:34	630-20-6	
1,1,2,2-Tetrachloroethane	ND	ug/L	1.0	1		12/22/11 12:34	79-34-5	
Tetrachloroethene	31.8	ug/L	1.0	1		12/22/11 12:34	127-18-4	
1,2,3-Trichlorobenzene	ND	ug/L	1.0	1		12/22/11 12:34	87-61-6	
1,2,4-Trichlorobenzene	ND	ug/L	1.0	1		12/22/11 12:34	120-82-1	
1,1,1-Trichloroethane	ND	ug/L	1.0	1		12/22/11 12:34	71-55-6	
1,1,2-Trichloroethane	ND	ug/L	1.0	1		12/22/11 12:34	79-00-5	
Trichloroethene	ND	ug/L	1.0	1		12/22/11 12:34	79-01-6	
Trichlorofluoromethane	ND	ug/L	1.0	1		12/22/11 12:34	75-69-4	
1,2,3-Trichloropropane	ND	ug/L	4.0	1		12/22/11 12:34	96-18-4	
Vinyl chloride	ND	ug/L	0.40	1		12/22/11 12:34	75-01-4	
Surrogates								
Dibromofluoromethane (S)	107	%	75-125	1		12/22/11 12:34	1868-53-7	
1,2-Dichloroethane-d4 (S)	112	%	75-125	1		12/22/11 12:34	17060-07-0	
Toluene-d8 (S)	100	%	75-125	1		12/22/11 12:34	2037-26-5	
4-Bromofluorobenzene (S)	100	%	75-125	1		12/22/11 12:34	460-00-4	



ANALYTICAL RESULTS

Project: Southside Plaza / 1200202.002
 Pace Project No.: 5055869

Sample: 121311MW9	Lab ID: 5055869003	Collected: 12/13/11 11:30	Received: 12/14/11 07:50	Matrix: Water				
Parameters	Results	Units	Report Limit	DF	Prepared	Analyzed	CAS No.	Qual

8260 MSV

Analytical Method: EPA 8260

Bromochloromethane	ND ug/L		1.0	1		12/22/11 13:05	74-97-5	
Bromodichloromethane	ND ug/L		1.0	1		12/22/11 13:05	75-27-4	
Chlorobenzene	ND ug/L		1.0	1		12/22/11 13:05	108-90-7	
Chloroethane	ND ug/L		1.0	1		12/22/11 13:05	75-00-3	
Chloroform	ND ug/L		1.0	1		12/22/11 13:05	67-66-3	
Chloromethane	ND ug/L		4.0	1		12/22/11 13:05	74-87-3	
2-Chlorotoluene	ND ug/L		1.0	1		12/22/11 13:05	95-49-8	
4-Chlorotoluene	ND ug/L		1.0	1		12/22/11 13:05	106-43-4	
Dibromochloromethane	ND ug/L		1.0	1		12/22/11 13:05	124-48-1	
1,2-Dichlorobenzene	ND ug/L		1.0	1		12/22/11 13:05	95-50-1	
1,3-Dichlorobenzene	ND ug/L		1.0	1		12/22/11 13:05	541-73-1	
1,4-Dichlorobenzene	ND ug/L		1.0	1		12/22/11 13:05	106-46-7	
trans-1,4-Dichloro-2-butene	ND ug/L		10.0	1		12/22/11 13:05	110-57-6	
Dichlorodifluoromethane	ND ug/L		1.0	1		12/22/11 13:05	75-71-8	
1,1-Dichloroethane	ND ug/L		1.0	1		12/22/11 13:05	75-34-3	
1,2-Dichloroethane	ND ug/L		1.0	1		12/22/11 13:05	107-06-2	
1,1-Dichloroethene	ND ug/L		1.0	1		12/22/11 13:05	75-35-4	
cis-1,2-Dichloroethene	ND ug/L		1.0	1		12/22/11 13:05	156-59-2	
trans-1,2-Dichloroethene	ND ug/L		4.0	1		12/22/11 13:05	156-60-5	
1,2-Dichloropropane	ND ug/L		4.0	1		12/22/11 13:05	78-87-5	
1,3-Dichloropropane	ND ug/L		1.0	1		12/22/11 13:05	142-28-9	
2,2-Dichloropropane	ND ug/L		4.0	1		12/22/11 13:05	594-20-7	
1,1-Dichloropropene	ND ug/L		1.0	1		12/22/11 13:05	563-58-6	
cis-1,3-Dichloropropene	ND ug/L		4.0	1		12/22/11 13:05	10061-01-5	
Hexachloro-1,3-butadiene	ND ug/L		5.0	1		12/22/11 13:05	87-68-3	
Methylene Chloride	ND ug/L		4.0	1		12/22/11 13:05	75-09-2	
1,1,1,2-Tetrachloroethane	ND ug/L		1.0	1		12/22/11 13:05	630-20-6	
1,1,2,2-Tetrachloroethane	ND ug/L		1.0	1		12/22/11 13:05	79-34-5	
Tetrachloroethene	ND ug/L		1.0	1		12/22/11 13:05	127-18-4	
1,2,3-Trichlorobenzene	ND ug/L		1.0	1		12/22/11 13:05	87-61-6	
1,2,4-Trichlorobenzene	ND ug/L		1.0	1		12/22/11 13:05	120-82-1	
1,1,1-Trichloroethane	ND ug/L		1.0	1		12/22/11 13:05	71-55-6	
1,1,2-Trichloroethane	ND ug/L		1.0	1		12/22/11 13:05	79-00-5	
Trichloroethene	ND ug/L		1.0	1		12/22/11 13:05	79-01-6	
Trichlorofluoromethane	ND ug/L		1.0	1		12/22/11 13:05	75-69-4	
1,2,3-Trichloropropane	ND ug/L		4.0	1		12/22/11 13:05	96-18-4	
Vinyl chloride	ND ug/L		0.40	1		12/22/11 13:05	75-01-4	
Surrogates								
Dibromofluoromethane (S)	108 %		75-125	1		12/22/11 13:05	1868-53-7	
1,2-Dichloroethane-d4 (S)	115 %		75-125	1		12/22/11 13:05	17060-07-0	
Toluene-d8 (S)	100 %		75-125	1		12/22/11 13:05	2037-26-5	
4-Bromofluorobenzene (S)	101 %		75-125	1		12/22/11 13:05	460-00-4	



ANALYTICAL RESULTS

Project: Southside Plaza / 1200202.002

Pace Project No.: 5055869

Sample: 121311MW10A		Lab ID: 5055869004	Collected: 12/13/11 12:40	Received: 12/14/11 07:50	Matrix: Water			
Parameters	Results	Units	Report Limit	DF	Prepared	Analyzed	CAS No.	Qual
8260 MSV		Analytical Method: EPA 8260						
Bromochloromethane	ND	ug/L	1.0	1		12/22/11 13:21	74-97-5	
Bromodichloromethane	ND	ug/L	1.0	1		12/22/11 13:21	75-27-4	
Chlorobenzene	ND	ug/L	1.0	1		12/22/11 13:21	108-90-7	
Chloroethane	ND	ug/L	1.0	1		12/22/11 13:21	75-00-3	
Chloroform	ND	ug/L	1.0	1		12/22/11 13:21	67-66-3	
Chloromethane	ND	ug/L	4.0	1		12/22/11 13:21	74-87-3	
2-Chlorotoluene	ND	ug/L	1.0	1		12/22/11 13:21	95-49-8	
4-Chlorotoluene	ND	ug/L	1.0	1		12/22/11 13:21	106-43-4	
Dibromochloromethane	ND	ug/L	1.0	1		12/22/11 13:21	124-48-1	
1,2-Dichlorobenzene	ND	ug/L	1.0	1		12/22/11 13:21	95-50-1	
1,3-Dichlorobenzene	ND	ug/L	1.0	1		12/22/11 13:21	541-73-1	
1,4-Dichlorobenzene	ND	ug/L	1.0	1		12/22/11 13:21	106-46-7	
trans-1,4-Dichloro-2-butene	ND	ug/L	10.0	1		12/22/11 13:21	110-57-6	
Dichlorodifluoromethane	ND	ug/L	1.0	1		12/22/11 13:21	75-71-8	
1,1-Dichloroethane	ND	ug/L	1.0	1		12/22/11 13:21	75-34-3	
1,2-Dichloroethane	ND	ug/L	1.0	1		12/22/11 13:21	107-06-2	
1,1-Dichloroethene	ND	ug/L	1.0	1		12/22/11 13:21	75-35-4	
cis-1,2-Dichloroethene	ND	ug/L	1.0	1		12/22/11 13:21	156-59-2	
trans-1,2-Dichloroethene	ND	ug/L	4.0	1		12/22/11 13:21	156-60-5	
1,2-Dichloropropane	ND	ug/L	4.0	1		12/22/11 13:21	78-87-5	
1,3-Dichloropropane	ND	ug/L	1.0	1		12/22/11 13:21	142-28-9	
2,2-Dichloropropane	ND	ug/L	4.0	1		12/22/11 13:21	594-20-7	
1,1-Dichloropropene	ND	ug/L	1.0	1		12/22/11 13:21	563-58-6	
cis-1,3-Dichloropropene	ND	ug/L	4.0	1		12/22/11 13:21	10061-01-5	
Hexachloro-1,3-butadiene	ND	ug/L	5.0	1		12/22/11 13:21	87-68-3	
Methylene Chloride	ND	ug/L	4.0	1		12/22/11 13:21	75-09-2	
1,1,1,2-Tetrachloroethane	ND	ug/L	1.0	1		12/22/11 13:21	630-20-6	
1,1,2,2-Tetrachloroethane	ND	ug/L	1.0	1		12/22/11 13:21	79-34-5	
Tetrachloroethene	ND	ug/L	1.0	1		12/22/11 13:21	127-18-4	
1,2,3-Trichlorobenzene	ND	ug/L	1.0	1		12/22/11 13:21	87-61-6	
1,2,4-Trichlorobenzene	ND	ug/L	1.0	1		12/22/11 13:21	120-82-1	
1,1,1-Trichloroethane	ND	ug/L	1.0	1		12/22/11 13:21	71-55-6	
1,1,2-Trichloroethane	ND	ug/L	1.0	1		12/22/11 13:21	79-00-5	
Trichloroethene	ND	ug/L	1.0	1		12/22/11 13:21	79-01-6	
Trichlorofluoromethane	ND	ug/L	1.0	1		12/22/11 13:21	75-69-4	
1,2,3-Trichloropropane	ND	ug/L	4.0	1		12/22/11 13:21	96-18-4	
Vinyl chloride	ND	ug/L	0.40	1		12/22/11 13:21	75-01-4	
Surrogates								
Dibromofluoromethane (S)	106 %		75-125	1		12/22/11 13:21	1868-53-7	
1,2-Dichloroethane-d4 (S)	115 %		75-125	1		12/22/11 13:21	17060-07-0	
Toluene-d8 (S)	99 %		75-125	1		12/22/11 13:21	2037-26-5	
4-Bromofluorobenzene (S)	101 %		75-125	1		12/22/11 13:21	460-00-4	

ANALYTICAL RESULTS

Project: Southside Plaza / 1200202.002
Pace Project No.: 5055869

Sample: 121311MW11	Lab ID: 5055869005	Collected: 12/13/11 15:05	Received: 12/14/11 07:50	Matrix: Water				
Parameters	Results	Units	Report Limit	DF	Prepared	Analyzed	CAS No.	Qual
8260 MSV		Analytical Method: EPA 8260						
Bromochloromethane	ND	ug/L	1.0	1		12/22/11 13:37	74-97-5	
Bromodichloromethane	ND	ug/L	1.0	1		12/22/11 13:37	75-27-4	
Chlorobenzene	ND	ug/L	1.0	1		12/22/11 13:37	108-90-7	
Chloroethane	ND	ug/L	1.0	1		12/22/11 13:37	75-00-3	
Chloroform	ND	ug/L	1.0	1		12/22/11 13:37	67-66-3	
Chloromethane	ND	ug/L	4.0	1		12/22/11 13:37	74-87-3	
2-Chlorotoluene	ND	ug/L	1.0	1		12/22/11 13:37	95-49-8	
4-Chlorotoluene	ND	ug/L	1.0	1		12/22/11 13:37	106-43-4	
Dibromochloromethane	ND	ug/L	1.0	1		12/22/11 13:37	124-48-1	
1,2-Dichlorobenzene	ND	ug/L	1.0	1		12/22/11 13:37	95-50-1	
1,3-Dichlorobenzene	ND	ug/L	1.0	1		12/22/11 13:37	541-73-1	
1,4-Dichlorobenzene	ND	ug/L	1.0	1		12/22/11 13:37	106-46-7	
trans-1,4-Dichloro-2-butene	ND	ug/L	10.0	1		12/22/11 13:37	110-57-6	
Dichlorodifluoromethane	ND	ug/L	1.0	1		12/22/11 13:37	75-71-8	
1,1-Dichloroethane	ND	ug/L	1.0	1		12/22/11 13:37	75-34-3	
1,2-Dichloroethane	ND	ug/L	1.0	1		12/22/11 13:37	107-06-2	
1,1-Dichloroethene	ND	ug/L	1.0	1		12/22/11 13:37	75-35-4	
cis-1,2-Dichloroethene	ND	ug/L	1.0	1		12/22/11 13:37	156-59-2	
trans-1,2-Dichloroethene	ND	ug/L	4.0	1		12/22/11 13:37	156-60-5	
1,2-Dichloropropane	ND	ug/L	4.0	1		12/22/11 13:37	78-87-5	
1,3-Dichloropropane	ND	ug/L	1.0	1		12/22/11 13:37	142-28-9	
2,2-Dichloropropane	ND	ug/L	4.0	1		12/22/11 13:37	594-20-7	
1,1-Dichloropropene	ND	ug/L	1.0	1		12/22/11 13:37	563-58-6	
cis-1,3-Dichloropropene	ND	ug/L	4.0	1		12/22/11 13:37	10061-01-5	
Hexachloro-1,3-butadiene	ND	ug/L	5.0	1		12/22/11 13:37	87-68-3	
Methylene Chloride	ND	ug/L	4.0	1		12/22/11 13:37	75-09-2	
1,1,1,2-Tetrachloroethane	ND	ug/L	1.0	1		12/22/11 13:37	630-20-6	
1,1,2,2-Tetrachloroethane	ND	ug/L	1.0	1		12/22/11 13:37	79-34-5	
Tetrachloroethene	11.5	ug/L	1.0	1		12/22/11 13:37	127-18-4	
1,2,3-Trichlorobenzene	ND	ug/L	1.0	1		12/22/11 13:37	87-61-6	
1,2,4-Trichlorobenzene	ND	ug/L	1.0	1		12/22/11 13:37	120-82-1	
1,1,1-Trichloroethane	ND	ug/L	1.0	1		12/22/11 13:37	71-55-6	
1,1,2-Trichloroethane	ND	ug/L	1.0	1		12/22/11 13:37	79-00-5	
Trichloroethene	ND	ug/L	1.0	1		12/22/11 13:37	79-01-6	
Trichlorofluoromethane	ND	ug/L	1.0	1		12/22/11 13:37	75-69-4	
1,2,3-Trichloropropane	ND	ug/L	4.0	1		12/22/11 13:37	96-18-4	
Vinyl chloride	ND	ug/L	0.40	1		12/22/11 13:37	75-01-4	
Surrogates								
Dibromofluoromethane (S)	107	%	75-125	1		12/22/11 13:37	1868-53-7	
1,2-Dichloroethane-d4 (S)	115	%	75-125	1		12/22/11 13:37	17060-07-0	
Toluene-d8 (S)	100	%	75-125	1		12/22/11 13:37	2037-26-5	
4-Bromofluorobenzene (S)	102	%	75-125	1		12/22/11 13:37	460-00-4	

ANALYTICAL RESULTS

Project: Southside Plaza / 1200202.002

Pace Project No.: 5055869

Sample:	Lab ID:	Collected:	Received:	Matrix:				
Trip Blank	5055869006	12/13/11 08:00	12/14/11 07:50	Water				
Parameters	Results	Units	Report Limit	DF	Prepared	Analyzed	CAS No.	Qual
8260 MSV		Analytical Method: EPA 8260						
Bromochloromethane	ND ug/L		1.0	1		12/22/11 12:02	74-97-5	
Bromodichloromethane	ND ug/L		1.0	1		12/22/11 12:02	75-27-4	
Chlorobenzene	ND ug/L		1.0	1		12/22/11 12:02	108-90-7	
Chloroethane	ND ug/L		1.0	1		12/22/11 12:02	75-00-3	
Chloroform	ND ug/L		1.0	1		12/22/11 12:02	67-66-3	
Chloromethane	ND ug/L		4.0	1		12/22/11 12:02	74-87-3	
2-Chlorotoluene	ND ug/L		1.0	1		12/22/11 12:02	95-49-8	
4-Chlorotoluene	ND ug/L		1.0	1		12/22/11 12:02	106-43-4	
Dibromochloromethane	ND ug/L		1.0	1		12/22/11 12:02	124-48-1	
1,2-Dichlorobenzene	ND ug/L		1.0	1		12/22/11 12:02	95-50-1	
1,3-Dichlorobenzene	ND ug/L		1.0	1		12/22/11 12:02	541-73-1	
1,4-Dichlorobenzene	ND ug/L		1.0	1		12/22/11 12:02	106-46-7	
trans-1,4-Dichloro-2-butene	ND ug/L		10.0	1		12/22/11 12:02	110-57-6	
Dichlorodifluoromethane	ND ug/L		1.0	1		12/22/11 12:02	75-71-8	
1,1-Dichloroethane	ND ug/L		1.0	1		12/22/11 12:02	75-34-3	
1,2-Dichloroethane	ND ug/L		1.0	1		12/22/11 12:02	107-06-2	
1,1-Dichloroethene	ND ug/L		1.0	1		12/22/11 12:02	75-35-4	
cis-1,2-Dichloroethene	ND ug/L		1.0	1		12/22/11 12:02	156-59-2	
trans-1,2-Dichloroethene	ND ug/L		4.0	1		12/22/11 12:02	156-60-5	
1,2-Dichloropropane	ND ug/L		4.0	1		12/22/11 12:02	78-87-5	
1,3-Dichloropropane	ND ug/L		1.0	1		12/22/11 12:02	142-28-9	
2,2-Dichloropropane	ND ug/L		4.0	1		12/22/11 12:02	594-20-7	
1,1-Dichloropropene	ND ug/L		1.0	1		12/22/11 12:02	563-58-6	
cis-1,3-Dichloropropene	ND ug/L		4.0	1		12/22/11 12:02	10061-01-5	
Hexachloro-1,3-butadiene	ND ug/L		5.0	1		12/22/11 12:02	87-68-3	
Methylene Chloride	ND ug/L		4.0	1		12/22/11 12:02	75-09-2	
1,1,1,2-Tetrachloroethane	ND ug/L		1.0	1		12/22/11 12:02	630-20-6	
1,1,2,2-Tetrachloroethane	ND ug/L		1.0	1		12/22/11 12:02	79-34-5	
Tetrachloroethene	ND ug/L		1.0	1		12/22/11 12:02	127-18-4	
1,2,3-Trichlorobenzene	ND ug/L		1.0	1		12/22/11 12:02	87-61-6	
1,2,4-Trichlorobenzene	ND ug/L		1.0	1		12/22/11 12:02	120-82-1	
1,1,1-Trichloroethane	ND ug/L		1.0	1		12/22/11 12:02	71-55-6	
1,1,2-Trichloroethane	ND ug/L		1.0	1		12/22/11 12:02	79-00-5	
Trichloroethene	ND ug/L		1.0	1		12/22/11 12:02	79-01-6	
Trichlorofluoromethane	ND ug/L		1.0	1		12/22/11 12:02	75-69-4	
1,2,3-Trichloropropane	ND ug/L		4.0	1		12/22/11 12:02	96-18-4	
Vinyl chloride	ND ug/L		0.40	1		12/22/11 12:02	75-01-4	
Surrogates								
Dibromofluoromethane (S)	106 %		75-125	1		12/22/11 12:02	1868-53-7	
1,2-Dichloroethane-d4 (S)	110 %		75-125	1		12/22/11 12:02	17060-07-0	
Toluene-d8 (S)	98 %		75-125	1		12/22/11 12:02	2037-26-5	
4-Bromofluorobenzene (S)	98 %		75-125	1		12/22/11 12:02	460-00-4	

QUALITY CONTROL DATA

Project: Southside Plaza / 1200202.002
Pace Project No.: 5055869

QC Batch: MSV/18955 Analysis Method: EPA 8260
QC Batch Method: EPA 8260 Analysis Description: 8260 MSV
Associated Lab Samples: 5055869001, 5055869002, 5055869003, 5055869004, 5055869005, 5055869006

METHOD BLANK: 1119582 Matrix: Water
Associated Lab Samples: 5055869001, 5055869002, 5055869003, 5055869004, 5055869005, 5055869006

Parameter	Units	Blank Result	Reporting Limit	Analyzed	Qualifiers
1,1,1,2-Tetrachloroethane	ug/L	ND	1.0	12/22/11 11:46	
1,1,1-Trichloroethane	ug/L	ND	1.0	12/22/11 11:46	
1,1,2,2-Tetrachloroethane	ug/L	ND	1.0	12/22/11 11:46	
1,1,2-Trichloroethane	ug/L	ND	1.0	12/22/11 11:46	
1,1-Dichloroethane	ug/L	ND	1.0	12/22/11 11:46	
1,1-Dichloroethene	ug/L	ND	1.0	12/22/11 11:46	
1,1-Dichloropropene	ug/L	ND	1.0	12/22/11 11:46	
1,2,3-Trichlorobenzene	ug/L	ND	1.0	12/22/11 11:46	
1,2,3-Trichloropropane	ug/L	ND	4.0	12/22/11 11:46	
1,2,4-Trichlorobenzene	ug/L	ND	1.0	12/22/11 11:46	
1,2-Dichlorobenzene	ug/L	ND	1.0	12/22/11 11:46	
1,2-Dichloroethane	ug/L	ND	1.0	12/22/11 11:46	
1,2-Dichloropropane	ug/L	ND	4.0	12/22/11 11:46	
1,3-Dichlorobenzene	ug/L	ND	1.0	12/22/11 11:46	
1,3-Dichloropropane	ug/L	ND	1.0	12/22/11 11:46	
1,4-Dichlorobenzene	ug/L	ND	1.0	12/22/11 11:46	
2,2-Dichloropropane	ug/L	ND	4.0	12/22/11 11:46	
2-Chlorotoluene	ug/L	ND	1.0	12/22/11 11:46	
4-Chlorotoluene	ug/L	ND	1.0	12/22/11 11:46	
Bromochloromethane	ug/L	ND	1.0	12/22/11 11:46	
Bromodichloromethane	ug/L	ND	1.0	12/22/11 11:46	
Chlorobenzene	ug/L	ND	1.0	12/22/11 11:46	
Chloroethane	ug/L	ND	1.0	12/22/11 11:46	
Chloroform	ug/L	ND	1.0	12/22/11 11:46	
Chloromethane	ug/L	ND	4.0	12/22/11 11:46	
cis-1,2-Dichloroethene	ug/L	ND	1.0	12/22/11 11:46	
cis-1,3-Dichloropropene	ug/L	ND	4.0	12/22/11 11:46	
Dibromochloromethane	ug/L	ND	1.0	12/22/11 11:46	
Dichlorodifluoromethane	ug/L	ND	1.0	12/22/11 11:46	
Hexachloro-1,3-butadiene	ug/L	ND	5.0	12/22/11 11:46	
Methylene Chloride	ug/L	ND	4.0	12/22/11 11:46	
Tetrachloroethene	ug/L	ND	1.0	12/22/11 11:46	
trans-1,2-Dichloroethene	ug/L	ND	4.0	12/22/11 11:46	
trans-1,4-Dichloro-2-butene	ug/L	ND	10.0	12/22/11 11:46	
Trichloroethene	ug/L	ND	1.0	12/22/11 11:46	
Trichlorofluoromethane	ug/L	ND	1.0	12/22/11 11:46	
Vinyl chloride	ug/L	ND	0.40	12/22/11 11:46	
1,2-Dichloroethane-d4 (S)	%	106	75-125	12/22/11 11:46	
4-Bromofluorobenzene (S)	%	101	75-125	12/22/11 11:46	
Dibromofluoromethane (S)	%	100	75-125	12/22/11 11:46	
Toluene-d8 (S)	%	102	75-125	12/22/11 11:46	

QUALITY CONTROL DATA

Project: Southside Plaza / 1200202.002

Pace Project No.: 5055869

LABORATORY CONTROL SAMPLE: 1119583

Parameter	Units	Spike Conc.	LCS Result	LCS % Rec	% Rec Limits	Qualifiers
1,1,1,2-Tetrachloroethane	ug/L	50	47.0	94	75-125	
1,1,1-Trichloroethane	ug/L	50	53.3	107	75-125	
1,1,2,2-Tetrachloroethane	ug/L	50	46.6	93	75-125	
1,1,2-Trichloroethane	ug/L	50	49.1	98	75-125	
1,1-Dichloroethane	ug/L	50	48.8	98	75-125	
1,1-Dichloroethene	ug/L	50	44.8	90	75-125	
1,1-Dichloropropene	ug/L	50	48.1	96	75-125	
1,2,3-Trichlorobenzene	ug/L	50	42.9	86	68-128	
1,2,3-Trichloropropane	ug/L	50	48.9	98	75-125	
1,2,4-Trichlorobenzene	ug/L	50	43.0	86	75-125	
1,2-Dichlorobenzene	ug/L	50	41.1	82	75-125	
1,2-Dichloroethane	ug/L	50	48.0	96	71-125	
1,2-Dichloropropane	ug/L	50	43.5	87	75-125	
1,3-Dichlorobenzene	ug/L	50	40.6	81	75-125	
1,3-Dichloropropane	ug/L	50	49.5	99	75-125	
1,4-Dichlorobenzene	ug/L	50	41.2	82	75-125	
2,2-Dichloropropane	ug/L	50	51.0	102	69-132	
2-Chlorotoluene	ug/L	50	41.5	83	75-125	
4-Chlorotoluene	ug/L	50	39.8	80	75-125	
Bromochloromethane	ug/L	50	43.2	86	75-125	
Bromodichloromethane	ug/L	50	48.7	97	75-125	
Chlorobenzene	ug/L	50	44.0	88	75-125	
Chloroethane	ug/L	50	47.1	94	72-125	
Chloroform	ug/L	50	44.7	89	75-125	
Chloromethane	ug/L	50	42.4	85	65-125	
cis-1,2-Dichloroethene	ug/L	50	43.5	87	75-125	
cis-1,3-Dichloropropene	ug/L	50	46.5	93	75-125	
Dibromochloromethane	ug/L	50	50.7	101	75-125	
Dichlorodifluoromethane	ug/L	50	49.4	99	55-143	
Hexachloro-1,3-butadiene	ug/L	25	18.1	73	69-132	
Methylene Chloride	ug/L	50	40.6	81	75-125	
Tetrachloroethene	ug/L	50	45.2	90	75-125	
trans-1,2-Dichloroethene	ug/L	50	45.7	91	75-125	
trans-1,4-Dichloro-2-butene	ug/L	125	112	90	68-129	
Trichloroethene	ug/L	50	45.7	91	75-125	
Trichlorofluoromethane	ug/L	50	51.1	102	75-125	
Vinyl chloride	ug/L	50	47.1	94	74-125	
1,2-Dichloroethane-d4 (S)	%			104	75-125	
4-Bromofluorobenzene (S)	%			99	75-125	
Dibromofluoromethane (S)	%			103	75-125	
Toluene-d8 (S)	%			100	75-125	

MATRIX SPIKE SAMPLE: 1119586

Parameter	Units	5055869001 Result	Spike Conc.	MS Result	MS % Rec	% Rec Limits	Qualifiers
1,1,1,2-Tetrachloroethane	ug/L		ND	50.6	101	75-125	
1,1,1-Trichloroethane	ug/L		ND	61.6	123	75-128	

Date: 12/30/2011 09:27 AM

REPORT OF LABORATORY ANALYSIS

Page 12 of 15

This report shall not be reproduced, except in full,
without the written consent of Pace Analytical Services, Inc..

QUALITY CONTROL DATA

Project: Southside Plaza / 1200202.002
Pace Project No.: 5055869

MATRIX SPIKE SAMPLE: 1119586		5055869001	Spike	MS	MS	% Rec	
Parameter	Units	Result	Conc.	Result	% Rec	Limits	Qualifiers
1,1,2,2-Tetrachloroethane	ug/L	ND	50	50.1	100	75-125	
1,1,2-Trichloroethane	ug/L	ND	50	52.8	106	75-125	
1,1-Dichloroethane	ug/L	ND	50	55.4	111	75-125	
1,1-Dichloroethene	ug/L	ND	50	53.2	106	75-134	
1,1-Dichloropropene	ug/L	ND	50	56.8	114	75-131	
1,2,3-Trichlorobenzene	ug/L	ND	50	45.8	92	67-145	
1,2,3-Trichloropropane	ug/L	ND	50	52.2	104	75-125	
1,2,4-Trichlorobenzene	ug/L	ND	50	47.1	94	74-138	
1,2-Dichlorobenzene	ug/L	ND	50	44.8	90	75-125	
1,2-Dichloroethane	ug/L	ND	50	50.8	102	69-129	
1,2-Dichloropropane	ug/L	ND	50	47.3	95	75-125	
1,3-Dichlorobenzene	ug/L	ND	50	45.2	90	75-125	
1,3-Dichloropropane	ug/L	ND	50	51.4	103	75-125	
1,4-Dichlorobenzene	ug/L	ND	50	45.4	91	75-125	
2,2-Dichloropropane	ug/L	ND	50	62.4	125	69-141	
2-Chlorotoluene	ug/L	ND	50	45.8	92	68-147	
4-Chlorotoluene	ug/L	ND	50	44.9	90	75-130	
Bromochloromethane	ug/L	ND	50	48.2	96	75-125	
Bromodichloromethane	ug/L	ND	50	52.2	104	75-125	
Chlorobenzene	ug/L	ND	50	47.6	95	75-125	
Chloroethane	ug/L	ND	50	56.6	113	71-139	
Chloroform	ug/L	ND	50	49.3	99	75-125	
Chloromethane	ug/L	ND	50	52.9	106	65-144	
cis-1,2-Dichloroethene	ug/L	ND	50	50.2	100	75-125	
cis-1,3-Dichloropropene	ug/L	ND	50	49.2	98	75-125	
Dibromochloromethane	ug/L	ND	50	54.8	110	75-125	
Dichlorodifluoromethane	ug/L	ND	50	68.8	138	55-150	
Hexachloro-1,3-butadiene	ug/L	ND	25	22.9	92	69-150	
Methylene Chloride	ug/L	ND	50	46.7	93	75-125	
Tetrachloroethene	ug/L	31.6	50	82.1	101	75-126	
trans-1,2-Dichloroethene	ug/L	ND	50	53.8	108	75-127	
trans-1,4-Dichloro-2-butene	ug/L	ND	125	120	96	57-129	
Trichloroethene	ug/L	ND	50	52.0	104	75-125	
Trichlorofluoromethane	ug/L	ND	50	65.6	131	75-150	
Vinyl chloride	ug/L	ND	50	62.3	125	74-142	
1,2-Dichloroethane-d4 (S)	%				103	75-125	
4-Bromofluorobenzene (S)	%				101	75-125	
Dibromofluoromethane (S)	%				100	75-125	
Toluene-d8 (S)	%				101	75-125	

SAMPLE DUPLICATE: 1119587

Parameter	Units	5055869002	Dup	RPD	Max	Qualifiers
		Result	Result		RPD	
1,1,1,2-Tetrachloroethane	ug/L	ND	ND		30	
1,1,1-Trichloroethane	ug/L	ND	ND		30	
1,1,2,2-Tetrachloroethane	ug/L	ND	ND		30	
1,1,2-Trichloroethane	ug/L	ND	ND		30	

Date: 12/30/2011 09:27 AM

REPORT OF LABORATORY ANALYSIS

Page 13 of 15

This report shall not be reproduced, except in full,
without the written consent of Pace Analytical Services, Inc..

QUALITY CONTROL DATA

Project: Southside Plaza / 1200202.002
Pace Project No.: 5055869

SAMPLE DUPLICATE: 1119587

Parameter	Units	5055869002 Result	Dup Result	RPD	Max RPD	Qualifiers
1,1-Dichloroethane	ug/L	ND	ND		30	
1,1-Dichloroethene	ug/L	ND	ND		30	
1,1-Dichloropropene	ug/L	ND	ND		30	
1,2,3-Trichlorobenzene	ug/L	ND	ND		30	
1,2,3-Trichloropropane	ug/L	ND	ND		30	
1,2,4-Trichlorobenzene	ug/L	ND	ND		30	
1,2-Dichlorobenzene	ug/L	ND	ND		30	
1,2-Dichloroethane	ug/L	ND	ND		30	
1,2-Dichloropropane	ug/L	ND	ND		30	
1,3-Dichlorobenzene	ug/L	ND	ND		30	
1,3-Dichloropropane	ug/L	ND	ND		30	
1,4-Dichlorobenzene	ug/L	ND	ND		30	
2,2-Dichloropropane	ug/L	ND	ND		30	
2-Chlorotoluene	ug/L	ND	ND		30	
4-Chlorotoluene	ug/L	ND	ND		30	
Bromochloromethane	ug/L	ND	ND		30	
Bromodichloromethane	ug/L	ND	ND		30	
Chlorobenzene	ug/L	ND	ND		30	
Chloroethane	ug/L	ND	ND		30	
Chloroform	ug/L	ND	ND		30	
Chloromethane	ug/L	ND	ND		30	
cis-1,2-Dichloroethene	ug/L	ND	ND		30	
cis-1,3-Dichloropropene	ug/L	ND	ND		30	
Dibromochloromethane	ug/L	ND	ND		30	
Dichlorodifluoromethane	ug/L	ND	ND		30	
Hexachloro-1,3-butadiene	ug/L	ND	ND		30	
Methylene Chloride	ug/L	ND	ND		30	
Tetrachloroethene	ug/L	31.8	29.9	6	30	
trans-1,2-Dichloroethene	ug/L	ND	ND		30	
trans-1,4-Dichloro-2-butene	ug/L	ND	ND		30	
Trichloroethene	ug/L	ND	ND		30	
Trichlorofluoromethane	ug/L	ND	ND		30	
Vinyl chloride	ug/L	ND	ND		30	
1,2-Dichloroethane-d4 (S)	%	112	115	2		
4-Bromofluorobenzene (S)	%	100	99	.7		
Dibromofluoromethane (S)	%	107	107	.004		
Toluene-d8 (S)	%	100	98	2		

QUALIFIERS

Project: Southside Plaza / 1200202.002

Pace Project No.: 5055869

DEFINITIONS

DF - Dilution Factor, if reported, represents the factor applied to the reported data due to changes in sample preparation, dilution of the sample aliquot, or moisture content.

ND - Not Detected at or above adjusted reporting limit.

J - Estimated concentration above the adjusted method detection limit and below the adjusted reporting limit.

MDL - Adjusted Method Detection Limit.

S - Surrogate

1,2-Diphenylhydrazine (8270 listed analyte) decomposes to Azobenzene.

Consistent with EPA guidelines, unrounded data are displayed and have been used to calculate % recovery and RPD values.

LCS(D) - Laboratory Control Sample (Duplicate)

MS(D) - Matrix Spike (Duplicate)

DUP - Sample Duplicate

RPD - Relative Percent Difference

NC - Not Calculable.

SG - Silica Gel - Clean-Up

U - Indicates the compound was analyzed for, but not detected.

N-Nitrosodiphenylamine decomposes and cannot be separated from Diphenylamine using Method 8270. The result reported for each analyte is a combined concentration.

Pace Analytical is TNI accredited. Contact your Pace PM for the current list of accredited analytes.

LABORATORIES

PASI-M Pace Analytical Services - Minneapolis

CHAIN-OF-CUSTODY / Analytical Request Document

The Chain-of-Custody is a LEGAL DOCUMENT. All relevant fields must be completed accurately.

Page:	of
157825	

Section A Required Client Information:		Section B Required Project Information:		Section C Invoice Information:		REGULATORY AGENCY			
Company:		Report To:		Attention:				NPDES GROUND WATER DRINKING WATER	
Address:		Copy To:		Company Name:				UST RCRA OTHER	
Email To:		Purchase Order No.:		Address:				Site Location	
Phone: Fax:		Project Name:		Pace Quote Reference		STATE: _____			
Requested Due Date/TAT:		Project Number:		Pace Project Manager:					
				Pace Profile #:					

ITEM #	Section D Required Client Information SAMPLE ID (A-Z, 0-9 / -) Sample IDs MUST BE UNIQUE	Matrix Codes <u>MATRIX / CODE</u> Drinking Water: DW Water: WT Waste Water: WW Product: P Soil/Solid: SL Oil: OL Wipe: WP Air: AR Tissue: TS Other: OT	MATRIX CODE <small>(see valid codes to left)</small>	SAMPLE TYPE <small>(G=GRAB C=COMP)</small>	COLLECTED				SAMPLE TEMP AT COLLECTION	# OF CONTAINERS	Preservatives							Analysis Test ↓ Analysis Test ↓	Requested Analysis Filtered (Y/N)	Residual Chlorine (Y/N)	Pace Project No./ Lab I.D.	
					COMPOSITE START		COMPOSITE END/GRAB				Unpreserved	H ₂ SO ₄	HNO ₃	HCl	NaOH	Na ₂ S ₂ O ₅	Methanol					Other
					DATE	TIME	DATE	TIME														
1																						
2																						
3																						
4																						
5																						
6																						
7																						
8																						
9																						
10																						
11																						
12																						

ADDITIONAL COMMENTS	RELINQUISHED BY / AFFILIATION	DATE	TIME	ACCEPTED BY / AFFILIATION	DATE	TIME	SAMPLE CONDITIONS

SAMPLER NAME AND SIGNATURE		Temp in °C	Received on Ice (Y/N)	Custody Sealed Cooler (Y/N)	Samples Intact (Y/N)
PRINT Name of SAMPLER:					
SIGNATURE of SAMPLER:	DATE Signed (MM/DD/YY):				