

**REVISED REPORT ON
1,4-DIOXANE AND PFAS GROUNDWATER SAMPLING
SUMMARY
PHILIPS LIGHTING COMPANY BATH FACILITY
BATH, NEW YORK**

by Haley & Aldrich of New York
Rochester, New York

for New York State Department of Environmental Conservation
Avon, New York

File No. 127981-028
January 2023





HALEY & ALDRICH OF NEW YORK
200 Town Centre Drive
Suite 2
Rochester, NY 14623
585.359.9000

16 January 2023
File No. 127981-028

New York State Department of Environmental Conservation
Region 8 Division of Remediation
6274 East Avon-Lima Road
Avon, New York 14414

Attention: Timothy A. Schneider, P.E.

Subject: Revised 1,4-dioxane and PFAS Groundwater Sampling Summary
Philips Lighting Company Bath Facility
7265 State Route 54
Bath, New York
BCP Site #C851044

Dear Mr. Schneider:

On behalf of the current site owner, Yort, Inc. and the former site owner (Philips North America LLC, formerly Philips Electronics North America Corporation; collectively "Philips"), Haley & Aldrich of New York (Haley & Aldrich) has prepared the following letter report which describes the results of a focused groundwater sampling event completed at the Philips Lighting Company site (Site) in Bath, New York, (BCP Site #C851044) in November 2018, supplemental groundwater sampling completed in new monitoring wells installed at the site in 2021, and surface water sampling completed in the wetlands on the east side of Route 54 in 2022.

The Site location is provided on Figure 1. In a letter dated 31 July 2018, the New York State Department of Environmental Conservation (NYSDEC or Department) requested that Philips, as part of a statewide initiative being completed at all regulated sites, prepare a work plan for the collection and analysis of groundwater samples for compounds that the Department had identified as "emerging contaminants," including 1,4-dioxane and/or per- and polyfluoroalkyl substances (PFAS). Based on this request, a work plan for Emerging Contaminant Groundwater Sampling (Work Plan) was submitted to NYSDEC on 9 November 2018 and was approved on 14 November 2018.

In addition, new off-site monitoring wells were installed in areas east and south of the Site under NYSDEC-approved Supplemental Remedial Investigation Work Plans (RIWPs). After construction of the new wells, the wells were sampled for the expanded list of contaminants, including the emerging contaminants 1,4-dioxane and PFAS compounds. Finally, as part of the ongoing investigation of AOC-32 (State Pollutant Discharge Elimination System [SPDES] Outfall and Wetlands), surface water samples were collected from the wetland area east of the Site and analyzed for the expanded list of contaminants, including the emerging contaminants. The following letter report describes the methods used to collect and analyze the samples and provides a discussion of the results.

Groundwater and Surface Water Sampling Summary

Groundwater sampling for analysis of 1,4-dioxane and PFAS compounds was completed at the Philips Lighting Company Bath Site in accordance with pertinent NYSDEC guidance¹ and the NYSDEC-approved Supplemental RIWP on 1,4-dioxane and PFAS Sampling, dated November 2018. Groundwater sampling of six (6) monitoring wells was completed on 15 and 16 November 2018. Additional sampling for emerging contaminants was completed in five (5) new monitoring wells in October 2021 and April 2022, that were installed in accordance with the NYSDEC-approved Supplemental RIWPs dated December 2020 and March 2022. Finally, three (3) surface water samples were collected from the wetland and a small surface water stream that enters the wetland in April 2022. The surface water samples were submitted for analysis of emerging contaminants as part of the ongoing AOC-32/Wetland investigation and in accordance with the NYSDEC-approved Supplemental RIWP dated September 2021. The sampling results are summarized on Table 1 and locations shown on Figure 2.

Consistent with the NYSDEC-approved work plans, surface water samples were collected as grab samples, and the monitoring wells were sampled with specialized sampling equipment. Two-inch-diameter GeoInsight high-density polyethylene (HDPE) Hydrasleeve™ samplers (Hydrasleeves™) were deployed in each well prior to the sampling events in November 2018, October 2021, and April 2022. Empty Hydrasleeves™ were attached to a suspension line tether and slowly lowered into each well to a depth that coincided with the approximate midpoint of the well screen. Hydrasleeve™ samplers remained in each well overnight to ensure the water column equalized prior to retrieving the samplers. As described in the NYSDEC-approved Work Plan, the Hydrasleeves™ were lifted through the water column once filled with groundwater for sample collection.

After the sampling device had equilibrated for at least 24-hours, the Hydrasleeves™ were retrieved from each well, and the groundwater was containerized for laboratory analysis of PFAS compounds using modified (low level) U.S. Environmental Protection Agency (EPA) Method 537, and 1,4-dioxane using EPA Method 8270C in selective ion monitoring (SIM) mode. Additionally, the following quality assurance/quality control samples were collected and analyzed:

- One field/sampler blank was collected by pouring demonstrated PFAS-free water supplied by the laboratory into laboratory containers and analyzing the blank for PFAS compounds;
- Field duplicate samples for 1,4-dioxane were aliquoted from the samples collected from MW-6B (November 2018), and field duplicate samples for PFAS were collected from MW-21B (October 2021), and MW-26B (April 2022); and
- A matrix spike/matrix spike duplicate sample collected from MW-3B for analysis of PFAS compounds.

The laboratory analytical reports for these samples are included in Appendix A.

¹ "Collection of Groundwater Samples for Perfluorooctanoic Acid (PFOA) and Perfluorinated Compounds (PFCs) from Monitor Wells Sampling Protocol, Revision 1.2," dated 29 June 2016

SAMPLING RESULTS

The results of the focused sampling event for 1,4-dioxane and PFAS compound are summarized on Table 1 and shown graphically on Figure 2.

1,4-Dioxane

1,4-dioxane was not detected in ten (10) of the eleven (11) groundwater samples or the three (3) surface water samples at concentrations above the laboratory reporting limits. The laboratory reporting limits for 1,4-dioxane ranged between 0.139 and 0.153 micrograms per liter ($\mu\text{g/L}$), and only the sample collected from MW-25B during the April 2022 sampling event detected an estimated concentration of 1,4-dioxane below the laboratory reporting limit (at an estimated concentration of 0.0836 $\mu\text{g/L}$). The low-level laboratory reporting limits for each of the sampling events were below the NYSDEC-required detection limit of 0.28 $\mu\text{g/L}$, and the one estimated concentration of 1,4-dioxane detected in the sample collected from MW-25B was less than the current NYSDEC guidance² for 1,4-dioxane of 1 $\mu\text{g/L}$.

PFAS Compounds

Groundwater samples were collected from eleven (11) monitoring wells and three (3) surface water sampling locations, and the samples were submitted for laboratory analysis of PFAS. Samples were collected from one (1) monitoring well located upgradient (off Site), five (5) wells located across the Site, and five (5) monitoring wells located downgradient of former manufacturing areas. The three (3) surface water samples were collected from the water course and standing water in the wetlands east of the Site, where the former SPDES Outfall (AOC-32) had previously discharged.

As summarized in Table 1 and shown on Figure 2, PFAS compounds were not detected at concentrations above the laboratory reporting limit of 2 nanograms per liter (ng/L) in the four (4) samples collected from MW-3B, MW-19B, MW-23A, and MW-26B. Low levels of perfluoroalkyl sulfonates and perfluoroalkyl carboxylates, generally reported as estimated values of 3 ng/L or less, were reported to be present in samples collected from on-site monitoring wells, including MW-1B, MW-2A, and MW-6B, off-site wells MW-21A, MW-21B, and MW-25B, and the three surface water samples. Total combined perfluorooctanoic acid/perfluorooctanesulfonic acid (PFOA/PFOS) concentrations in the samples from these wells ranged between 0.249 and 4.1 ng/L , and the concentrations of PFOS were less than 1 ng/L (ranging between 0.22 and 0.347 ng/L) in the three surface water samples. The concentrations of total combined PFOA/PFOS in ten (10) of the eleven (11) well samples and all three of the surface water samples were below the current NYSDEC draft guidance of 10 ng/L for PFOA and PFOS.

Higher concentrations of PFAS compounds were detected in only the one sample collected from MW-17B, located in the southeast corner of the site, on the west side of Route 54. The total combined PFOA/PFOS concentration of 40.7 ng/L was detected in the sample collected from MW-17B; other compounds that were detected at concentrations between approximately 2 and 18 ng/L include

² Draft addendum to Technical and Operational Guidance Series (TOGs) 1.1.1 Ambient Water Quality, New York State Department of Environmental Conservation, dated October 2021.

perfluoroalkyl sulfonates and perfluoroalkyl carboxylate. At the time of the November 2018 sampling, the concentration of total combined PFOA/PFOS in the sample collected from MW-17B was less than the EPA's established health advisory criteria of 70 ng/L and NYSDEC interim guidance; however, the concentration of total combined PFOA/PFOS in the sample collected from MW-17B in November 2018 is now considered above the current draft NYSDEC guidance of 10 ng/L.

MW-17B is located adjacent and directly across the street from the Steuben County Civil Defense Training and Fire Training Center (Steuben County Center), which is located at 7220 State Route 54 and identified by NYSDEC as FTR0071. In 2016, the NYSDEC undertook a survey of fire training centers to evaluate whether these facilities used or stored materials containing PFOS which was used in fire-fighting foams. Based on survey responses of the Steuben County Center to NYSDEC, Class B fire suppression foam (which may contain PFOS and PFAS) may have been stored or used for training purposes.

GROUNDWATER ELEVATION AND FLOW CONDITIONS

Depth groundwater has been measured in the monitoring network since 2012, and as the well network has continued to expand, additional water level measurements have been recorded, with the most recent site-wide round of water level measurements recorded in October 2022. A summary of the groundwater elevations at the Site are presented on Table 2.

The overall groundwater flow in the regional aquifer system at the Site is believed to be toward the south-southeast; however, the groundwater gradients are extremely small (between 0.0001 ft/ft and 0.0002 ft/ft), and the water table elevation is flat across much of the Site, and generally varies less than 0.10 ft between individual wells. Due to the relatively flat groundwater surface, and weak horizontal groundwater gradients, there is the potential for some transient seasonal changes in the predicted groundwater flow due to different recharge rates. Groundwater elevations measured in the monitoring wells in October and December 2022 suggest that the wetland area across Route 54 may represent a preferential recharge zone, and during periods of higher recharge, there may be some transient northerly groundwater movement in the regional aquifer system.

This condition of higher water level conditions was noted in the groundwater elevations from the newly installed off-site wells, the MW-21 cluster and MW-22B, which were slightly higher than on-site wells (generally higher by 0.05 to 0.11 ft), making MW-17B potentially downgradient of the Steuben County Center. The relatively flat water table surface and extremely small horizontal groundwater gradients, combined with some transient changes in groundwater elevations likely due to differential recharge patterns, may account for the detection of PFAS compounds in the sample collected from MW-17B.

SUMMARY

Focused groundwater sampling for emerging contaminants (1,4-dioxane and PFAS compounds) from selected monitoring wells was conducted at the Philips Lighting Company site in Bath, New York in accordance with the NYSDEC-approved Work Plan in November 2018. Additional sampling of wells and surface water for emerging contaminants was completed in October 2021 and April 2022 in accordance

with the Supplemental RIWPs. The sampling was completed to quantify the concentrations of 1,4-dioxane and PFAS compounds in the groundwater due to changes within the NYSDEC guidance related to emerging contaminants.

Based on the sampling results, 1,4-dioxane was not detected in any of the samples collected at concentrations that exceed the NYSDEC-required laboratory reporting level of 0.28 µg/L. An estimated detection of 1,4-dioxane in the sample collected from MW-25B at 0.0836 µg/L was below the laboratory reporting limits and also below the current NYSDEC TOGs guidance criterion of 1 µg/L. Based on the sampling conducted to date, 1,4-dioxane is not considered a contaminant of concern at the Philips Lighting Company Bath Site.

PFAS compounds were also not detected at concentrations that exceeded the laboratory reporting limit of 2 ng/L in many of the samples, including the two wells located upgradient of the Site (north of the manufacturing facility at MW-3B and MW-19B), or in two of the wells located downgradient of the Site (MW-23A and MW-26B). Low concentrations of total combined PFOA/PFOS, ranging between an estimated concentration of 0.249 and 4.11 ng/L, were detected in six (6) of the groundwater samples collected from wells proximate and downgradient of the plant. Concentrations of combined total PFOA/PFAS in the three surface water samples collected in the stream/wetland associated with AOC-32 were also low, and ranged between 0.22 and 0.347 ng/L. The concentrations of total combined PFOA/PFAS in ten (10) of the eleven (11) well samples and all of the surface water samples were below the current NYSDEC draft guidance of 10 ng/L for PFOA and PFOS.

Monitoring well MW-17B, which is located near Route 54 and immediately across from the Steuben County Center, contained a total combined PFOA/PFOS concentration 40.7 ng/L. The concentration of PFOS/PFAS observed in wells sampled was less than the EPA-established health advisory for these compounds, which is 70 ng/L, but currently greater than the NYSDEC draft TOGs 1.1.1 guidance criterion of 10 ng/L.

Of the five on-site monitoring wells originally sampled in November 2018, only the sample collected from MW-17B, located in the southeast corner of the Site, contained concentrations of PFAS compounds currently above draft NYSDEC guidance criteria. Six additional monitoring wells have been installed and sampled for emerging contaminants, including one (1) upgradient and five (5) downgradient wells, and none of these samples contained concentrations of PFAS compounds at levels above either the EPA health advisory criterion of 70 ng/L or the draft NYSDEC TOGs 1.1.1 criterion of 10 ng/L. Given that MW-17B is located immediately adjacent to a potential source of PFAS at the Steuben County Center, the relatively flat groundwater conditions across the area, including some transient groundwater flow that may be to the north-northeast, and the lack of historical manufacturing operations at the Site that could have used PFAS materials, we do not believe that the Site is the source of PFAS compounds detected in the sample from MW-17B.

Closing

If you have any questions with this Supplemental Work Plan or wish to discuss the project further, please do not hesitate to contact either Mr. Emil Filc of Signify/Yort or Haley & Aldrich.

Sincerely yours,

HALEY & ALDRICH OF NEW YORK



Steven H. Phillips, P.G. (NY)
Senior Project Manager



W. Thomas West, P.G. (NY)
Senior Associate

Enclosures:

- Table 1 – Summary of Analytical Results – Emerging Contaminants
- Table 2 – Summary of Groundwater Elevation Data (2012-2022)
- Figure 1 – Project Locus
- Figure 2 – Emerging Contaminant Sampling Locations and Results
- Figure 3 – Groundwater Elevation and Contour Map – October 2022
- Appendix A – Laboratory Analytical Reports

c: Signify; Attn: M. Manning and E. Filc
NYSDEC; Attn: D. Loew and D. Pratt
NYSDOH; Attn: J. Robinson and J. Deming

\\haleyaldrich.com\share\roc_common\Projects\34201\Remedial_Investigation\Emerging Compounds - GW Sampling\REPORTING\Data Summary Report\2023-0116-HANY-GW Emerging Compound_SummaryLetter_F.docx

TABLES

**TABLE 1
SUMMARY OF ANALYTICAL RESULTS
EMERGING CONTAMINANTS
PHILIPS LIGHTING
BATH , NY**

Location	Groundwater		Groundwater		Groundwater		Groundwater		Groundwater		Groundwater		Groundwater		Groundwater					
	MW-1B		MW-2A		MW-3B		MW-6B		MW-17B		MW-19B		MW-21A		MW-21B					
Sample Date	11/16/2018		11/16/2018		11/16/2018		11/16/2018		11/16/2018		11/16/2018		10/29/2021		10/29/2021					
Sample Type	Primary		Primary		Primary		Primary		Primary		Primary		Primary		Duplicate					
Sample Name	MW01B-111618-1300		MW02A-111618-1330		MW03B-111618-1230		MW06B-111618-1400		MW17B-111618-1430		MW19B-111618-1200		MW21A-102921-1200		MW21B-102921-1135					
PFAS (ug/L)																				
6:2 Fluorotelomer sulfonic acid (6:2 FTS)	0.00197	U	0.00224	U	0.00191	U	0.00194	U	0.0021	U	0.00185	U	0.00191	U	0.00183	U	0.00184	U	0.00182	U
8:2 Fluorotelomer sulfonic acid (8:2 FTS)	0.00197	U	0.00224	U	0.00191	U	0.00194	U	0.0021	U	0.00185	U	0.00191	U	0.00183	U	0.00184	U	0.00182	U
N-Ethyl Perfluorooctanesulfonamidoacetic Acid (NEtFOSAA)	0.00197	U	0.00224	U	0.00191	U	0.000836	J	0.0021	U	0.00185	U	0.00191	U	0.00183	U	0.00184	U	0.00182	U
N-Methyl Perfluorooctanesulfonamidoacetic Acid (MeFOSAA)	0.00197	U	0.00224	U	0.00191	U	0.00194	U	0.0021	U	0.00185	U	0.00191	U	0.00183	U	0.00184	U	0.00182	U
Perfluorobutanesulfonic acid (PFBS)	0.000579	J	0.00224	U	0.00191	U	0.000899	J	0.00141	J	0.00185	U	0.000637	J	0.00183	U	0.00184	U	0.000269	J
Perfluorobutanoic acid (PFBA)	0.00219	-	0.0034	-	0.000813	J	0.00262	-	0.0022	-	0.00185	U	0.00288	-	0.000604	J	0.00133	J	0.000578	J
Perfluorodecanesulfonic acid (PFDS)	0.00197	U	0.00224	U	0.00191	U	0.00194	U	0.0021	U	0.00185	U	0.00191	U	0.00183	U	0.00184	U	0.00182	U
Perfluorodecanoic acid (PFDA)	0.00197	U	0.00224	U	0.00191	U	0.00194	U	0.0021	U	0.00185	U	0.00191	U	0.00183	U	0.00184	U	0.00182	U
Perfluorododecanoic acid (PFDoDA)	0.00197	U	0.00224	U	0.00191	U	0.00194	U	0.0021	U	0.00185	U	0.00191	U	0.00183	U	0.00184	U	0.00182	U
Perfluoroheptanesulfonic acid (PFHpS)	0.00197	U	0.00224	U	0.00191	U	0.00194	U	0.000975	J	0.00185	U	0.00191	U	0.00183	U	0.00184	U	0.00182	U
Perfluoroheptanoic acid (PFHpA)	0.00074	J	0.00149	J	0.00191	U	0.00145	J	0.00383	-	0.00185	U	0.00191	U	0.00183	U	0.00184	U	0.00182	U
Perfluorohexanesulfonic acid (PFHxS)	0.000579	J	0.00224	UJ	0.00191	UJ	0.00968	J	0.018	J	0.00185	UJ	0.00191	U	0.00183	U	0.00184	U	0.00182	U
Perfluorohexanoic acid (PFHxA)	0.0012	J	0.00171	J	0.00191	U	0.00298	-	0.00501	-	0.00185	U	0.00191	UJ	0.00183	UJ	0.00184	U	0.00182	U
Perfluorononanoic acid (PFNA)	0.00197	U	0.00052	J	0.00191	U	0.000486	J	0.003	-	0.00185	U	0.00191	U	0.00183	U	0.00184	U	0.00182	U
Perfluorooctane sulfonamide (PFOSA)	0.00197	U	0.00224	U	0.00191	U	0.00194	U	0.0021	U	0.00185	U	0.00191	U	0.00183	U	0.00184	U	0.00182	U
Perfluorooctanesulfonic acid (PFOS)	0.00197	UJ	0.000637	J	0.00191	UJ	0.00212	J	0.0355	J	0.00185	UJ	0.000954	J	0.00183	U	0.00184	U	0.00182	U
Perfluorooctanoic acid (PFOA)	0.00219	-	0.00332	-	0.00191	U	0.00199	-	0.00518	-	0.00185	U	0.000813	J	0.000249	J	0.000509	J	0.000404	J
Perfluoropentanoic acid (PFPeA)	0.00132	J+	0.00171	J+	0.00191	UJ	0.00245	J+	0.00477	J+	0.00185	UJ	0.000676	J	0.000593	J	0.000845	J	0.000644	J
Perfluorotetradecanoic acid (PFTeDA)	0.00197	U	0.00224	U	0.00191	U	0.00194	U	0.0021	U	0.00185	U	0.00191	U	0.00183	U	0.00184	U	0.00182	U
Perfluorotridecanoic acid (PFTrDA)	0.00197	U	0.00224	U	0.00191	U	0.00194	U	0.0021	U	0.00185	U	0.00191	U	0.00183	U	0.00184	U	0.00182	U
Perfluoroundecanoic acid (PFUnDA)	0.00197	U	0.00224	U	0.00191	U	0.00194	U	0.0021	U	0.00185	U	0.00191	U	0.00183	U	0.00184	U	0.00182	U
US EPA PFAS (PFOS + PFOA)	0.00219	-	0.003957	J	0.00191	U	0.00411	J	0.04068	-	0.00185	U	0.00177	J	0.000249	J	0.000509	J	0.000404	J
Semi-Volatile Organic Compounds (SIM) (ug/L)																				
1,4-Dioxane	0.147	U	0.147	U	0.153	U	0.15	U	0.142	U	0.15	U	0.15	U	0.144	U	0.144	U	0.144	U

- Notes:**
1. Results in **bold** are detected.
 2. U: Not detected above the indicated reporting limit.
 J: Estimated
 J+: Estimated, biased high
 UJ: Not detected, reporting limit is estimated.

**TABLE 1
SUMMARY OF ANALYTICAL RESULTS
EMERGING CONTAMINANTS
PHILIPS LIGHTING
BATH , NY**

Location	Groundwater		Groundwater		Groundwater		Groundwater		Surface Water		Surface Water		Surface Water		Surface Water	
	MW-23A		MW-25B		MW-26B		MW-26B		SW-BGKD-01		SW-BGKD-02		SW-POND		SW-POND	
Sample Date	04/25/2022		04/25/2022		04/25/2022		04/25/2022		04/19/2022		04/19/2022		04/20/2022		04/20/2022	
Sample Type	Primary		Primary		Primary		Duplicate		Primary		Primary		Primary		Duplicate	
Sample Name	MW23A-042522-1515		MW25B-042522-1300 MW25B-042522-1440		MW26B-042522-1015 MW26B-042522-1115		4125-042522-0001 4125-042522-0002		SW-BGKD-01-0.75		SW-BGKD-02-0.5		SW-POND-01-1.5		4125-042022-0001	
PFAS (ug/L)																
6:2 Fluorotelomer sulfonic acid (6:2 FTS)	0.00194	U	0.00184	U	0.00188	U	0.00183	U	0.00179	J+	0.0018	J+	0.00184	J+	0.00184	U
8:2 Fluorotelomer sulfonic acid (8:2 FTS)	0.00194	U	0.00184	U	0.00188	U	0.00183	U	0.00179	U	0.0018	U	0.00184	U	0.00184	U
N-Ethyl Perfluorooctanesulfonamidoacetic Acid (NEtFOSAA)	0.00194	U	0.00184	U	0.00188	U	0.00183	U	0.00179	U	0.0018	U	0.00184	U	0.00184	U
N-Methyl Perfluorooctanesulfonamidoacetic Acid (MeFOSAA)	0.00194	U	0.00184	U	0.00188	U	0.00183	U	0.00179	U	0.0018	U	0.00184	U	0.00184	U
Perfluorobutanesulfonic acid (PFBS)	0.00194	U	0.000347	J	0.00188	U	0.00183	U	0.000219	J	0.0018	U	0.000254	J	0.00184	U
Perfluorobutanoic acid (PFBA)	0.00194	U	0.00297	-	0.00188	U	0.00183	U	0.000491	J	0.000505	J	0.000704	J	0.000732	J
Perfluorodecanesulfonic acid (PFDS)	0.00194	U	0.00184	U	0.00188	U	0.00183	U	0.00179	U	0.0018	U	0.00184	U	0.00184	U
Perfluorodecanoic acid (PFDA)	0.00194	U	0.00184	U	0.00188	U	0.00183	U	0.00179	U	0.0018	U	0.00184	U	0.00184	U
Perfluorododecanoic acid (PFDoDA)	0.00194	U	0.00184	U	0.00188	U	0.00183	U	0.00179	U	0.0018	U	0.00184	U	0.00184	U
Perfluoroheptanesulfonic acid (PFHpS)	0.00194	U	0.00184	U	0.00188	U	0.00183	U	0.00179	U	0.0018	U	0.00184	U	0.00184	U
Perfluoroheptanoic acid (PFHpA)	0.00194	U	0.000354	J	0.00188	U	0.00183	U	0.00179	U	0.0018	U	0.00184	U	0.00184	U
Perfluorohexanesulfonic acid (PFHxS)	0.00194	U	0.00184	U	0.00188	U	0.00183	U	0.00179	U	0.0018	U	0.00184	U	0.00184	U
Perfluorohexanoic acid (PFHxA)	0.00194	U	0.0014	J	0.00188	U	0.00183	U	0.000301	J	0.0018	U	0.00184	U	0.00184	U
Perfluorononanoic acid (PFNA)	0.00194	U	0.00184	U	0.00188	U	0.00183	U	0.00179	U	0.0018	U	0.00184	U	0.00184	U
Perfluorooctane sulfonamide (PFOSA)	0.00194	UJ	0.00184	UJ	0.00188	UJ	0.00183	UJ	0.00179	UJ	0.0018	UJ	0.00184	UJ	0.00184	UJ
Perfluorooctanesulfonic acid (PFOS)	0.00194	U	0.00184	U	0.00188	U	0.00183	U	0.00179	U	0.0018	U	0.00184	U	0.00184	U
Perfluorooctanoic acid (PFOA)	0.00194	U	0.000258	J	0.00188	U	0.00183	U	0.000301	J	0.00022	J	0.000347	J	0.000276	J
Perfluoropentanoic acid (PFPeA)	0.00194	U	0.00119	J	0.00188	U	0.00183	U	0.00179	UJ	0.0018	U	0.00184	UJ	0.000416	J
Perfluorotetradecanoic acid (PFTeDA)	0.00194	U	0.00184	U	0.00188	U	0.00183	U	0.00179	U	0.0018	U	0.00184	U	0.00184	U
Perfluorotridecanoic acid (PFTrDA)	0.00194	U	0.00184	U	0.00188	U	0.00183	U	0.00179	U	0.0018	U	0.00184	U	0.00184	U
Perfluoroundecanoic acid (PFUnDA)	0.00194	U	0.00184	U	0.00188	U	0.00183	U	0.00179	U	0.0018	U	0.00184	U	0.00184	U
US EPA PFAS (PFOS + PFOA)	0.00194	U	0.000258	J	0.00188	U	0.00183	U	0.000301	J	0.00022	J	0.000347	J	0.000276	J
Semi-Volatile Organic Compounds (SIM) (ug/L)																
1,4-Dioxane	0.144		0.0836	J	0.144	U	0.144	U	0.139	U	0.139	U	0.139	U	0.139	U

Notes:

1. Results in **bold** are detected.
2. U: Not detected above the indicated reporting limit.
J: Estimated
J+: Estimated, biased high
UJ: Not detected, reporting limit is estimated.

TABLE 2
SUMMARY OF GROUNDWATER ELEVATION DATA 2012 - 2022
PHILIPS LIGHTING COMPANY - BATH FACILITY
BATH, NY
BCP SITE #C851044

Monitoring Well ID	MW Type	Top of Screen (bgs)	Top of Screen Elevation	Bottom of Screen (bgs)	Bottom of Screen Elevation	N Side PVC Riser Elevation (fmsl) July 2020	Date	Depth to Water Measurement (ft btor)	Groundwater Elevation (fmsl)
MW-1B	WATER TABLE MW	44.8	1089.59	59.833	1074.557	1137.0	10/26/2012	53.59	1083.41
							10/31/2012	53.62	1083.38
							3/13/2015	54.34	1082.66
							5/11/2015	52.06	1084.94
							11/6/2015	52.52	1084.48
							1/9/2018	52.50	1084.50
							8/1/2018	49.50	1087.50
							11/15/2018	48.73	1088.27
							6/11/2020	48.38	1088.62
							7/2/2020	49.24	1087.76
							10/14/2021	49.54	1087.46
							10/28/2021	48.59	1088.41
							9/20/2022	51.95	1085.05
							10/12/2022	52.41	1084.59
							MW-2A	PERCHED MW	20
10/31/2012	22.18	1112.17							
3/13/2015	24	1110.35							
5/11/2015	22.42	1111.93							
11/6/2015	22.38	1111.97							
1/9/2018	23.56	1110.79							
8/1/2018	22.14	1112.21							
11/15/2018	22.79	1111.56							
6/11/2020	22.32	1112.03							
7/2/2020	22.89	1111.46							
10/14/2021	21.75	1112.6							
6/22/2022	22.55	1111.8							
7/8/2022	23	1111.35							
7/21/2022	22.95	1111.4							
7/29/2022	22.93	1111.42							
8/5/2022	22.93	1111.42							
8/12/2022	23.2	1111.15							
8/19/2022	23.18	1111.17							
8/26/2022	23.2	1111.15							
9/2/2022	23.16	1111.19							
9/19/2022	23.18	1111.17							
9/16/2022	23.18	1111.17							
9/20/2022	22.04	1112.31							
10/12/2022	22.74	1111.61							
10/18/2022	22.92	1111.43							
11/18/2022	22.89	1111.46							
12/19/2022	23.07	1111.28							
MW-2B	WATER TABLE MW	45	1089.65	60	1074.65	1134.31	10/26/2012	50.97	1083.34
							10/31/2012	50.98	1083.33
							3/13/2015	51.7	1082.61
							5/11/2015	49.42	1084.89
							11/6/2015	49.91	1084.4
							1/9/2018	49.88	1084.43
							8/1/2018	47.26	1087.05
							11/15/2018	46.19	1088.12
							6/11/2020	45.81	1088.5
							7/2/2020	46.64	1087.67
							10/14/2021	46.92	1087.39
							9/20/2022	49.33	1084.98
							10/12/2022	49.96	1084.35
							10/18/2022	49.96	1084.35
							11/18/2022	50.69	1083.62
12/19/2022	51.12	1083.19							
MW-2C	LACUSTRINE MW	87.5	1047.4	97.5	1037.4	1134.25	3/13/2015	51.49	1082.76
							5/11/2015	49.24	1085.01
							11/6/2015	49.68	1084.57
							1/9/2018	49.63	1084.62
							8/1/2018	47.26	1086.99
							11/15/2018	46.05	1088.20
							6/11/2020	45.74	1088.51
							7/2/2020	46.52	1087.73
							10/14/2021	46.8	1087.45
							9/20/2022	49.2	1085.05
							10/12/2022	49.65	1084.6

TABLE 2
SUMMARY OF GROUNDWATER ELEVATION DATA 2012 - 2022
PHILIPS LIGHTING COMPANY - BATH FACILITY
BATH, NY
BCP SITE #C851044

Monitoring Well ID	MW Type	Top of Screen (bgs)	Top of Screen Elevation	Bottom of Screen (bgs)	Bottom of Screen Elevation	N Side PVC Riser Elevation (fmsl) July 2020	Date	Depth to Water Measurement (ft btor)	Groundwater Elevation (fmsl)							
MW-3B	WATER TABLE MW	50	1088.7	65	1073.7	1141.42	10/26/2012	58.04	1083.38							
							10/31/2012	58.07	1083.35							
							3/13/2015	58.8	1082.62							
							5/11/2015	56.50	1084.92							
							11/6/2015	56.91	1084.51							
							1/9/2018	56.92	1084.50							
							8/1/2018	54.36	1087.06							
							11/15/2018	53.10	1088.32							
							6/11/2020	52.8	1088.62							
							7/2/2020	53.58	1087.84							
							10/14/2021	53.94	1087.48							
							10/28/2021	53.03	1088.39							
							9/20/2022	56.33	1085.09							
							10/12/2022	56.80	1084.62							
MW-3C	OUTWASH MW	89.5	1049.5	99.5	1039.5	1141.91	3/13/2015	59.36	1082.55							
							5/11/2015	57.07	1084.84							
							11/6/2015	57.51	1084.4							
							1/9/2018	57.39	1084.52							
							8/1/2018	54.91	1087							
							11/15/2018	53.73	1088.18							
							6/11/2020	53.41	1088.5							
							7/2/2020	53.19	1088.72							
							10/14/2021	54.52	1087.39							
							10/28/2021	53.98	1087.93							
							9/20/2022	56.93	1084.98							
							10/12/2022	57.42	1084.49							
							MW-4A	PERCHED MW	14	1116.19	24	1106.19	1129.77	10/26/2012	19.09	1110.68
														10/31/2012	18.33	1111.44
3/13/2015	19.1	1110.67														
5/11/2015	18.54	1111.23														
11/6/2015	18.63	1111.14														
1/9/2018	19.33	1110.44														
8/1/2018	19.51	1110.26														
11/15/2018	18.22	1111.55														
6/11/2020	18.85	1110.92														
7/2/2020	18.80	1110.97														
10/14/2021	18.22	1111.55														
10/28/2021	17.58	1112.19														
6/22/2022	18.78	1110.99														
7/8/2022	19.05	1110.72														
7/21/2022	19.13	1110.64														
7/29/2022	19.06	1110.71														
8/5/2022	19.07	1110.70														
8/12/2022	19.28	1110.49														
8/19/2022	19.32	1110.45														
8/26/2022	19.34	1110.43														
9/2/2022	19.18	1110.59														
9/9/2022	19.18	1110.59														
9/16/2022	19.27	1110.50														
9/20/2022	18.42	1111.35														
10/12/2022	18.98	1110.79														
10/18/2022	19.10	1110.67														
11/18/2022	19.20	1110.57														
12/19/2022	19.27	1110.50														
MW-4B	WATER TABLE MW	40	1090.18	55	1075.18	1129.79	10/26/2012	46.42	1083.37							
							10/31/2012	46.45	1083.34							
							3/13/2015	47.18	1082.61							
							5/11/2015	44.89	1084.90							
							11/6/2015	45.33	1084.46							
							1/9/2018	45.33	1084.46							
							8/1/2018	42.79	1087							
							11/15/2018	41.59	1088.20							
							6/11/2020	41.24	1088.55							
							7/2/2020	42.03	1087.76							
							10/14/2021	42.37	1087.42							
							10/28/2021	41.44	1088.35							
							9/20/2022	44.74	1085.05							
							10/12/2022	45.27	1084.52							
10/18/2022	45.43	1084.36														
11/18/2022	46.15	1083.64														
12/19/2022	46.56	1083.23														

TABLE 2
SUMMARY OF GROUNDWATER ELEVATION DATA 2012 - 2022
PHILIPS LIGHTING COMPANY - BATH FACILITY
BATH, NY
BCP SITE #C851044

Monitoring Well ID	MW Type	Top of Screen (bgs)	Top of Screen Elevation	Bottom of Screen (bgs)	Bottom of Screen Elevation	N Side PVC Riser Elevation (fmsl) July 2020	Date	Depth to Water Measurement (ft btor)	Groundwater Elevation (fmsl)
MW-4C	LACUSTRINE MW	100	1030.3	110	1020.3	1129.78	3/13/2015	60.4	1069.38
							5/11/2015	45.47	1084.31
							11/6/2015	45.41	1084.37
							1/9/2018	45.30	1084.48
							8/1/2018	43.1	1086.68
							11/15/2018	42.26	1087.52
							6/11/2020	41.62	1088.16
							7/2/2020	42.32	1087.46
							10/14/2021	43.08	1086.7
							9/20/2022	45.23	1084.55
							10/12/2022	45.61	1084.17
MW-5B	WATER TABLE MW	35	1094.74	50	1079.74	1132.31	10/26/2012	48.8	1083.51
							10/31/2012	48.90	1083.41
							3/13/2015	49.68	1082.63
							5/11/2015	46.90	1085.41
							11/6/2015	47.62	1084.69
							1/9/2018	47.47	1084.84
							8/1/2018	44.75	1087.56
							11/15/2018	42.85	1089.46
							6/11/2020	42.92	1089.39
							7/2/2020	43.94	1088.37
							10/14/2021	43.57	1088.74
							9/20/2022	46.81	1085.5
							10/12/2022	47.52	1084.79
MW-6B	WATER TABLE MW	45	1087.37	60	1072.37	1135.0	10/26/2012	51.59	1083.41
							10/31/2012	51.59	1083.41
							3/13/2015	53.34	1081.66
							5/11/2015	50.05	1084.95
							11/6/2015	50.49	1084.51
							1/9/2018	50.39	1084.61
							8/1/2018	47.97	1087.03
							11/15/2018	46.75	1088.25
							6/11/2020	46.45	1088.55
							7/2/2020	47.23	1087.77
							10/14/2021	47.53	1087.47
							10/28/2021	46.54	1088.46
							9/20/2022	49.93	1085.07
10/12/2022	50.42	1084.58							
MW-6B2	OUTWASH MW	62.7	1069.7	72.7	1059.7	1134.77	1/9/2018	50.26	1084.51
							8/1/2018	47.81	1086.96
							11/15/2018	46.59	1088.18
							6/11/2020	46.27	1088.50
							7/2/2020	47.07	1087.7
							10/14/2021	47.38	1087.39
							10/28/2021	46.38	1088.39
							9/20/2022	49.76	1085.01
							10/12/2022	50.27	1084.5
MW-6C	LACUSTRINE MW	90	1042.2	100	1032.2	1134.87	3/13/2015	52.13	1082.74
							5/11/2015	49.82	1085.05
							11/6/2015	50.30	1084.57
							1/9/2018	50.21	1084.66
							8/1/2018	47.81	1087.06
							11/15/2018	46.59	1088.28
							6/11/2020	46.29	1088.58
							7/2/2020	47.06	1087.81
							10/14/2021	47.36	1087.51
							10/28/2021	46.34	1088.53
							9/20/2022	49.73	1085.14
10/12/2022	50.21	1084.66							

TABLE 2
SUMMARY OF GROUNDWATER ELEVATION DATA 2012 - 2022
PHILIPS LIGHTING COMPANY - BATH FACILITY
BATH, NY
BCP SITE #C851044

Monitoring Well ID	MW Type	Top of Screen (bgs)	Top of Screen Elevation	Bottom of Screen (bgs)	Bottom of Screen Elevation	N Side PVC Riser Elevation (fmsl) July 2020	Date	Depth to Water Measurement (ft btor)	Groundwater Elevation (fmsl)							
MW-7B	WATER TABLE MW	45	1090.18	60	1075.18	1134.77	10/26/2012	51.30	1083.47							
							10/31/2012	51.31	1083.46							
							3/13/2015	52.04	1082.73							
							5/11/2015	49.75	1085.02							
							11/6/2015	50.19	1084.58							
							1/9/2018	50.25	1084.52							
							8/1/2018	47.69	1087.08							
							11/15/2018	46.48	1088.29							
							6/11/2020	46.16	1088.63							
							7/2/2020	46.92	1087.85							
							10/14/2021	47.26	1087.51							
							10/28/2021	46.27	1088.5							
							9/20/2022	49.6	1085.17							
							10/12/2022	50.1	1084.67							
							10/18/2022	50.31	1084.46							
MW-7C	OUTWASH MW	89.6	1045.6	99.6	1035.6	1134.72	3/13/2015	52.02	1082.70							
							5/11/2015	49.72	1085							
							11/6/2015	50.18	1084.54							
							1/9/2018	50.09	1084.63							
							8/1/2018	47.67	1087.05							
							11/15/2018	46.5	1088.22							
							6/11/2020	46.14	1088.58							
							7/2/2020	46.93	1087.79							
							10/14/2021	47.24	1088.48							
							10/28/2021	46.25	1088.47							
							9/20/2022	49.62	1085.1							
							10/12/2022	50.09	1084.63							
							MW-8A	PERCHED MW	16	1118.22	26	1108.22	1136.75	10/26/2012	25.04	1111.71
														10/31/2012	24.31	1112.44
														3/13/2015	25.75	1111.00
5/11/2015	24.4	1112.35														
11/6/2015	24.40	1112.35														
1/9/2018	25.45	1111.3														
8/1/2018	23.90	1112.85														
11/15/2018	23.53	1113.22														
6/11/2020	24.35	1112.40														
7/2/2020	24.9	1111.85														
10/14/2021	23.71	1113.04														
9/20/2022	23.53	1113.22														
10/12/2022	24.67	1112.08														
MW-9B	WATER TABLE MW	45	1089	60	1074	1136.13								3/13/2015	53.50	1082.63
														5/11/2015	51.21	1084.92
							11/6/2015	51.70	1084.43							
							1/9/2018	51.1	1085.03							
							8/1/2018	49.10	1087.03							
							11/15/2018	47.9	1088.23							
							6/11/2020	47.52	1088.61							
							7/2/2020	47.13	1089							
							10/14/2021	48.71	1087.42							
							9/20/2022	51.04	1085.09							
							10/12/2022	51.98	1084.15							
							MW-9C	LACUSTRINE MW	88	1046	98	1036	1136.43	3/13/2015	54.13	1082.30
														5/11/2015	51.8	1084.63
														11/6/2015	52.22	1084.21
														1/9/2018	52.05	1084.38
8/1/2018	49.60	1086.83														
11/15/2018	48.55	1087.88														
6/11/2020	48.04	1088.39														
7/2/2020	48.82	1087.61														
10/14/2021	49.23	1087.20														
9/20/2022	51.56	1084.87														
10/12/2022	52.05	1084.38														

TABLE 2
SUMMARY OF GROUNDWATER ELEVATION DATA 2012 - 2022
PHILIPS LIGHTING COMPANY - BATH FACILITY
BATH, NY
BCP SITE #C851044

Monitoring Well ID	MW Type	Top of Screen (bgs)	Top of Screen Elevation	Bottom of Screen (bgs)	Bottom of Screen Elevation	N Side PVC Riser Elevation (fmsl) July 2020	Date	Depth to Water Measurement (ft btor)	Groundwater Elevation (fmsl)
MW-10B	WATER TABLE MW	41.75	1090.65	56.75	1075.65	1135.2	3/13/2015	52.56	1082.64
							5/11/2015	50.24	1084.96
							11/6/2015	50.71	1084.49
							1/9/2018	50.68	1084.52
							8/1/2018	48.14	1087.06
							11/15/2018	46.98	1088.22
							6/11/2020	46.60	1088.60
							7/2/2020	47.4	1087.8
							10/14/2021	47.78	1087.42
							10/28/2021	46.92	1088.28
							9/20/2022	50.17	1085.03
							10/12/2022	50.55	1084.64
							10/18/2022	50.8	1084.40
							11/18/2022	51.55	1083.65
12/19/2022	51.95	1083.25							
MW-11B	WATER TABLE MW	45	1090.3	60	1075.3	1138.27	3/13/2015	55.77	1082.50
							5/11/2015	53.46	1084.81
							11/6/2015	53.89	1084.38
							1/9/2018	53.9	1084.37
							8/1/2018	51.25	1087.02
							11/15/2018	50.07	1088.2
							6/11/2020	49.68	1088.59
							7/2/2020	50.45	1087.82
							10/14/2021	50.87	1087.40
							10/28/2021	50.05	1088.22
							9/19/2022	53.25	1085.02
							10/12/2022	53.77	1084.5
							10/18/2022	53.95	1084.32
							11/18/2022	54.7	1083.57
12/19/2022	55.14	1083.13							
MW-11C	LACUSTRINE MW	114.7	1022	124.7	1012	1139.26	1/9/2018	55.95	1083.31
							8/1/2018	53.4	1085.86
							11/15/2018	52.94	1086.32
							6/11/2020	52.06	1087.2
							7/2/2020	52.59	1086.67
							10/14/2021	53.52	1085.74
							10/28/2021	52.98	1086.28
							9/20/2022	55.27	1083.99
							10/12/2022	55.87	1083.39
							MW-12B	WATER TABLE MW	42
5/11/2015	43.85	1084.96							
11/6/2015	44.28	1084.53							
1/9/2018	44.29	1084.52							
8/1/2018	41.75	1087.06							
11/15/2018	40.57	1088.24							
6/11/2020	40.21	1088.6							
7/2/2020	41.01	1087.80							
10/14/2021	41.33	1087.48							
10/28/2021	40.38	1088.43							
9/20/2022	43.74	1085.07							
10/12/2022	44.19	1084.62							
10/18/2022	44.38	1084.43							
11/18/2022	45.12	1083.69							
12/19/2022	45.52	1083.29							
MW-13B	WATER TABLE MW	44.5	1091.8	59.5	1076.8	1138.87	3/13/2015	56.14	1082.73
							5/11/2015	53.86	1085.01
							11/6/2015	54.28	1084.59
							1/9/2018	54.32	1084.55
							8/1/2018	51.8	1087.07
							11/15/2018	50.60	1088.27
							6/11/2020	50.26	1088.61
							7/2/2020	51.05	1087.82
							10/14/2021	51.38	1087.49
							9/19/2022	53.67	1085.2
							9/23/2022	53.65	1085.22
							10/12/2022	54.22	1084.66
							10/18/2022	54.42	1084.47
							11/18/2022	55.14	1083.73
12/19/2022	55.52	1083.35							

TABLE 2
SUMMARY OF GROUNDWATER ELEVATION DATA 2012 - 2022
PHILIPS LIGHTING COMPANY - BATH FACILITY
BATH, NY
BCP SITE #C851044

Monitoring Well ID	MW Type	Top of Screen (bgs)	Top of Screen Elevation	Bottom of Screen (bgs)	Bottom of Screen Elevation	N Side PVC Riser Elevation (fmsl) July 2020	Date	Depth to Water Measurement (ft btor)	Groundwater Elevation (fmsl)
MW-13C	LACUSTRINE MW	98	1038.1	108	1028.1	1138.73	3/13/2015	55.8	1082.93
							5/11/2015	53.60	1085.13
							11/6/2015	54.02	1084.71
							1/9/2018	54.09	1084.64
							8/1/2018	51.64	1087.09
							11/15/2018	50.52	1088.21
							6/11/2020	50.17	1088.56
							7/2/2020	50.94	1087.79
							10/14/2021	51.21	1087.52
							9/19/2022	53.46	1085.27
							10/12/2022	53.98	1084.75
							MW-14B	WATER TABLE MW	55
5/11/2015	62.60	1085.01							
11/6/2015	63.06	1084.55							
1/9/2018	63.05	1084.56							
8/1/2018	60.53	1087.08							
11/15/2018	59.34	1088.27							
6/11/2020	58.99	1088.62							
7/2/2020	59.76	1087.85							
10/14/2021	60.11	1087.5							
9/19/2022	62.41	1085.2							
10/12/2022	62.97	1084.64							
MW-15B	WATER TABLE MW	54.75	1087.45	69.75	1072.45	1144.89			
							5/11/2015	59.94	1084.95
							11/6/2015	60.4	1084.49
							1/9/2018	60.38	1084.51
							8/1/2018	57.82	1087.07
							11/15/2018	56.63	1088.26
							6/11/2020	56.31	1088.58
							7/2/2020	57.06	1087.83
							10/14/2021	57.42	1087.47
							9/19/2022	59.75	1085.14
							10/12/2022	60.31	1084.58
							MW-16B	WATER TABLE MW	45
5/11/2015	48.45	1084.99							
11/6/2015	48.89	1084.55							
1/9/2018	48.79	1084.65							
8/1/2018	46.36	1087.08							
11/15/2018	45.15	1088.29							
6/11/2020	44.8	1088.64							
7/2/2020	45.60	1087.84							
10/14/2021	45.9	1087.54							
10/28/2021	44.90	1088.54							
9/19/2022	48.28	1085.16							
10/12/2022	48.82	1084.62							
MW-17B	WATER TABLE MW	45	1088.7	60	1073.7	1136.29	3/13/2015	53.54	1082.75
							5/11/2015	51.26	1085.03
							11/6/2015	51.68	1084.61
							1/9/2018	51.70	1084.59
							8/1/2018	49.17	1087.12
							11/15/2018	47.96	1088.33
							6/11/2020	47.69	1088.6
							7/2/2020	48.45	1087.84
							10/14/2021	48.75	1087.54
							10/28/2021	47.71	1088.58
							9/20/2022	51.12	1085.17
							10/12/2022	51.59	1084.70
10/18/2022	51.80	1084.49							
11/18/2022	52.49	1083.80							
12/19/2022	52.90	1083.39							
MW-18B	WATER TABLE MW	44.7	1093.7	59.7	1078.7	1141.06	1/9/2018	56.57	1084.49
							8/1/2018	54.01	1087.05
							11/15/2018	52.84	1088.22
							6/11/2020	52.47	1088.59
							7/2/2020	53.21	1087.85
							10/14/2021	53.62	1087.44
9/19/2022	55.91	1085.15							
10/12/2022	56.45	1084.61							

TABLE 2
SUMMARY OF GROUNDWATER ELEVATION DATA 2012 - 2022
PHILIPS LIGHTING COMPANY - BATH FACILITY
BATH, NY
BCP SITE #C851044

Monitoring Well ID	MW Type	Top of Screen (bgs)	Top of Screen Elevation	Bottom of Screen (bgs)	Bottom of Screen Elevation	N Side PVC Riser Elevation (fmsl) July 2020	Date	Depth to Water Measurement (ft btor)	Groundwater Elevation (fmsl)
MW-19B	WATER TABLE MW	43.8	1093.3	58.8	1078.3	1139.98	1/9/2018	55.58	1084.40
							8/1/2018	51.56	1088.42
							11/15/2018	51.76	1088.22
							6/11/2020	49.08	1090.9
							7/2/2020	49.79	1090.19
							Decommissioned in October 2020		
MW-20B	WATER TABLE MW	48.8	1092.7	63.8	1077.7	1144.09	1/9/2018	56.48	1087.61
							8/1/2018	53.80	1090.29
							11/15/2018	52.77	1091.32
							6/11/2020	51.85	1092.24
							7/2/2020	52.81	1091.28
							10/14/2021	53.2	1090.89
							9/19/2022	55.95	1088.14
							10/12/2022	56.44	1087.65
MW-21A	WATER TABLE MW	17.8	1097.6	32.8	1082.6	1117.93	10/14/2021	30.40	1087.53
							4/22/2022	27.07	1090.86
							9/20/2022	32.74	1085.19
							10/12/2022	33.22	1084.71
							10/18/2022	33.40	1084.53
							11/18/2022	34.09	1083.84
							12/19/2022	34.48	1083.45
MW-21B	OUTWASH MW	62.3	1053	69.3	1046	1117.89	10/14/2021	30.39	1087.50
							4/22/2022	27.15	1090.74
							9/20/2022	32.73	1085.16
							10/12/2022	33.21	1084.68
MW-22B	WATER TABLE MW	26.8	1087.1	41.8	1072.1	1116.31	10/14/2021	28.80	1087.51
							4/22/2022	25.56	1090.75
							9/20/2022	31.14	1085.17
							10/12/2022	31.64	1084.67
MW-23A	PERCHED MW	24.9	1115.2	29.9	1110.2	1142.58	4/22/2022	30.66	1111.92
							6/22/2022	31.64	1110.94
							7/8/2022	31.60	1110.98
							7/21/2022	DRY	DRY
							7/29/2022	DRY	DRY
							8/5/2022	DRY	DRY
							8/12/2022	DRY	DRY
							8/19/2022	DRY	DRY
							8/26/2022	DRY	DRY
							9/2/2022	DRY	DRY
							9/9/2022	DRY	DRY
							9/16/2022	DRY	DRY
							9/19/2022	DRY	DRY
							9/23/2022	DRY	Dry
10/12/2022	DRY	Dry							
MW-24A	PERCHED MW	23.9	1115.1	29	1110.1	1141.67	4/22/2022	DRY	DRY
							6/22/2022	31.28	1110.39
							7/8/2022	31.29	1110.38
							7/21/2022	31.33	1110.34
							7/29/2022	31.40	1110.27
							8/5/2022	31.34	1110.33
							8/12/2022	31.35	1110.32
							8/19/2022	31.75	1109.92
							8/26/2022	31.64	1110.03
							9/2/2022	31.61	1110.06
							9/9/2022	31.45	1110.22
							9/16/2022	31.40	1110.27
							9/19/2022	31.73	1109.94
							9/23/2022	31.49	1110.18
10/12/2022	31.41	1110.26							
MW-25A	PERCHED MW	27.9	1113.2	37.9	1103.2	1144.03	4/22/2022	DRY	DRY
							6/22/2022	DRY	DRY
							7/8/2022	DRY	DRY
							7/21/2022	DRY	DRY
							7/29/2022	DRY	DRY
							8/5/2022	DRY	DRY
							8/12/2022	DRY	DRY
							8/19/2022	DRY	DRY
							8/26/2022	DRY	DRY
							9/2/2022	DRY	DRY
							9/9/2022	DRY	DRY
							9/16/2022	DRY	DRY
							9/19/2022	DRY	DRY
							9/23/2022	DRY	DRY
10/12/2022	DRY	DRY							

TABLE 2
SUMMARY OF GROUNDWATER ELEVATION DATA 2012 - 2022
PHILIPS LIGHTING COMPANY - BATH FACILITY
BATH, NY
BCP SITE #C851044

Monitoring Well ID	MW Type	Top of Screen (bgs)	Top of Screen Elevation	Bottom of Screen (bgs)	Bottom of Screen Elevation	N Side PVC Riser Elevation (fmsl) July 2020	Date	Depth to Water Measurement (ft btor)	Groundwater Elevation (fmsl)
MW-25B	WATER TABLE MW	44.9	1096.4	59.9	1081.4	1144.01	4/22/2022	53.23	1090.78
							6/22/2022	NM	NM
							7/8/2022	NM	NM
							7/21/2022	NM	NM
							7/29/2022	NM	NM
							8/5/2022	NM	NM
							8/12/2022	NM	NM
							8/19/2022	NM	NM
							9/19/2022	58.84	1085.17
							10/12/2022	59.35	1084.66
MW-26B	WATER TABLE MW	29.9	1093.7	44.9	1078.7	1126.18	4/22/2022	35.39	1090.79
							9/20/2022	41.08	1085.10
							10/12/2022	41.56	1084.62
MW-27A	PERCHED MW	17.8	1117.02	27.8	1107.02	1134.82	6/22/2022	26.81	1108.01
							7/8/2022	26.83	1108.29
							7/21/2022	26.80	1108.32
							7/29/2022	26.88	1108.24
							8/5/2022	28.88	1106.24
							8/12/2022	26.90	1108.22
							8/19/2022	26.82	1108.30
							8/26/2022	26.88	1108.24
							9/2/2022	26.85	1108.27
							9/9/2022	26.84	1108.28
							9/16/2022	26.89	1108.23
							9/20/2022	26.81	1108.31
							9/23/2022	26.83	1108.25
							10/12/2022	26.94	1108.18
MW-28A	PERCHED MW	13.75	1119.57	23.75	1109.57	1133.32	6/22/2022	DRY	DRY
							7/8/2022	DRY	DRY
							7/21/2022	DRY	DRY
							7/29/2022	DRY	DRY
							8/5/2022	DRY	DRY
							8/12/2022	DRY	DRY
							8/19/2022	DRY	DRY
							8/26/2022	DRY	DRY
							9/2/2022	DRY	DRY
							9/9/2022	DRY	DRY
							9/16/2022	DRY	DRY
							9/20/2022	DRY	DRY
							9/23/2022	DRY	DRY
							10/12/2022	DRY	DRY
MW-29A	PERCHED MW	15.75	1117.65	25.75	1107.65	1133.4	6/22/2022	DRY	DRY
							7/8/2022	DRY	DRY
							7/21/2022	DRY	DRY
							7/29/2022	DRY	DRY
							8/5/2022	DRY	DRY
							8/12/2022	DRY	DRY
							8/19/2022	DRY	DRY
							8/26/2022	DRY	DRY
							9/2/2022	DRY	DRY
							9/9/2022	DRY	DRY
							9/16/2022	DRY	DRY
							9/20/2022	DRY	DRY
							9/23/2022	DRY	DRY
							10/12/2022	DRY	DRY
MW-30A	PERCHED MW	16.8	1116.16	21.8	1111.16	1132.96	6/22/2022	DRY	DRY
							7/8/2022	DRY	DRY
							7/21/2022	DRY	DRY
							7/29/2022	DRY	DRY
							8/5/2022	DRY	DRY
							8/12/2022	DRY	DRY
							8/19/2022	DRY	DRY
							8/26/2022	DRY	DRY
							9/2/2022	DRY	DRY
							9/9/2022	DRY	DRY
							9/16/2022	DRY	DRY
							9/20/2022	DRY	DRY
							9/23/2022	DRY	DRY
							10/12/2022	DRY	DRY

TABLE 2
SUMMARY OF GROUNDWATER ELEVATION DATA 2012 - 2022
PHILIPS LIGHTING COMPANY - BATH FACILITY
BATH, NY
BCP SITE #C851044

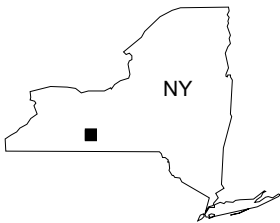
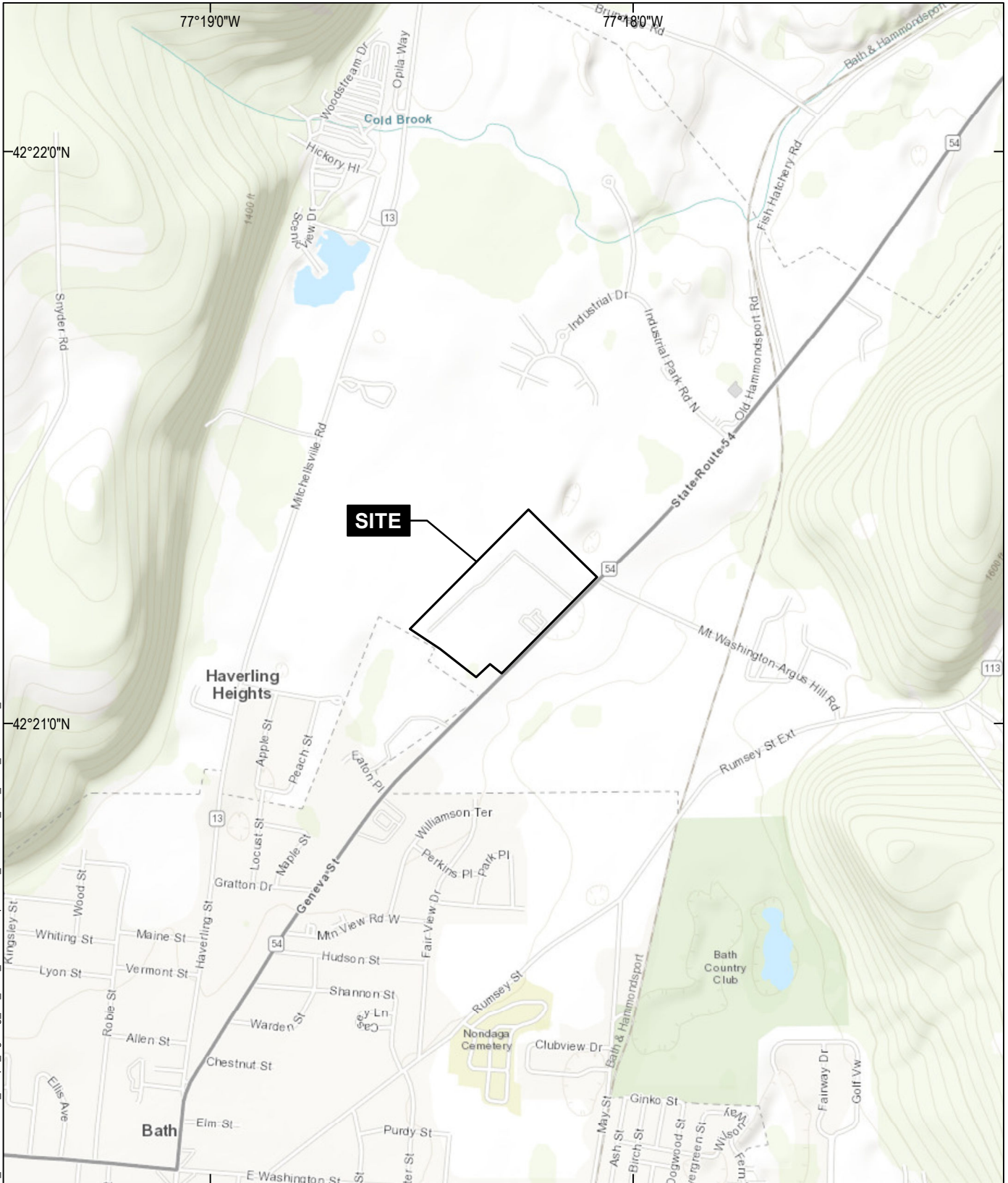
Monitoring Well ID	MW Type	Top of Screen (bgs)	Top of Screen Elevation	Bottom of Screen (bgs)	Bottom of Screen Elevation	N Side PVC Riser Elevation (fmsl) July 2020	Date	Depth to Water Measurement (ft btor)	Groundwater Elevation (fmsl)							
MW-31A	PERCHED MW	13.75	1120.88	23.75	1110.88	1134.63	6/22/2022	21.70	1112.93							
							7/8/2022	21.82	1112.81							
							7/21/2022	21.82	1112.81							
							7/29/2022	21.85	1112.78							
							8/5/2022	21.85	1112.78							
							8/12/2022	21.84	1112.79							
							8/19/2022	21.85	1112.78							
							8/26/2022	21.86	1112.77							
							9/2/2022	21.86	1112.77							
							9/9/2022	21.86	1112.77							
							9/16/2022	21.84	1112.79							
							9/20/2022	21.79	1112.84							
							9/23/2022	21.68	1112.95							
							10/12/2022	21.83	1112.80							
							10/18/2022	21.81	1112.82							
							11/18/2022	21.92	1112.71							
							12/19/2022	21.83	1112.80							
MW-32A	PERCHED MW	15.75	1113.85	25.75	1103.85	1129.6	6/22/2022	25.54	1104.06							
							7/8/2022	25.64	1103.96							
							7/21/2022	25.57	1104.03							
							7/29/2022	25.56	1104.04							
							8/5/2022	25.57	1104.03							
							8/12/2022	25.70	1103.90							
							8/19/2022	25.64	1103.96							
							8/26/2022	25.61	1103.99							
							9/2/2022	25.63	1103.97							
							9/9/2022	25.63	1103.97							
							9/16/2022	25.69	1103.91							
							9/20/2022	25.58	1104.02							
							9/23/2022	25.61	1103.99							
							10/12/2022	25.53	1104.07							
							MW-33A	PERCHED MW	14.8	1120.58	29.8	1105.58	1135.38	6/22/2022	29.60	1105.78
														7/8/2022	DRY	DRY
														7/21/2022	DRY	DRY
7/29/2022	DRY	DRY														
8/5/2022	DRY	DRY														
8/12/2022	DRY	DRY														
8/19/2022	DRY	DRY														
8/26/2022	DRY	DRY														
9/2/2022	DRY	DRY														
9/9/2016	DRY	DRY														
9/16/2022	DRY	DRY														
9/20/2022	DRY	DRY														
9/23/2022	DRY	DRY														
10/12/2022	DRY	DRY														
MW-34A	PERCHED MW	14.8	1113.78	19.8	1108.78	1128.58								6/22/2022	18.89	1109.69
														7/8/2022	17.42	1111.16
														7/21/2022	17.45	1111.13
							7/29/2022	17.42	1111.16							
							8/5/2022	17.43	1111.15							
							8/12/2022	17.60	1110.98							
							8/19/2022	17.67	1110.91							
							8/26/2022	17.65	1110.93							
							9/2/2022	17.59	1110.99							
							9/9/2022	17.58	1111.00							
							9/16/2022	17.51	1111.07							
							9/20/2022	16.88	1111.70							
							9/23/2022	16.90	1111.68							
							10/12/2022	17.26	1111.32							
							10/18/2022	17.41	1111.17							
							11/18/2022	17.60	1110.98							
							12/29/2022	17.61	1110.97							

Notes and Abbreviations:

- NA: Elevation not surveyed
- 1. fmsl- Feet mean sea level
- 2. ft btor- Feet below top of riser.

FIGURES

GIS FILE PATH: \\haleyaldrich.com\sharebos_common\34201_Philips_Lighting_Co_Bath_NY\GIS\Maps\2023_0112\7981_027_0001_PROJECT_LOCUS.mxd — USER: anichols — LAST SAVED: 12/20/2022 4:03:34 PM



MAP SOURCE: ESRI
SITE COORDINATES: 42°21'18"N, 77°18'20"W

**HALEY
ALDRICH**

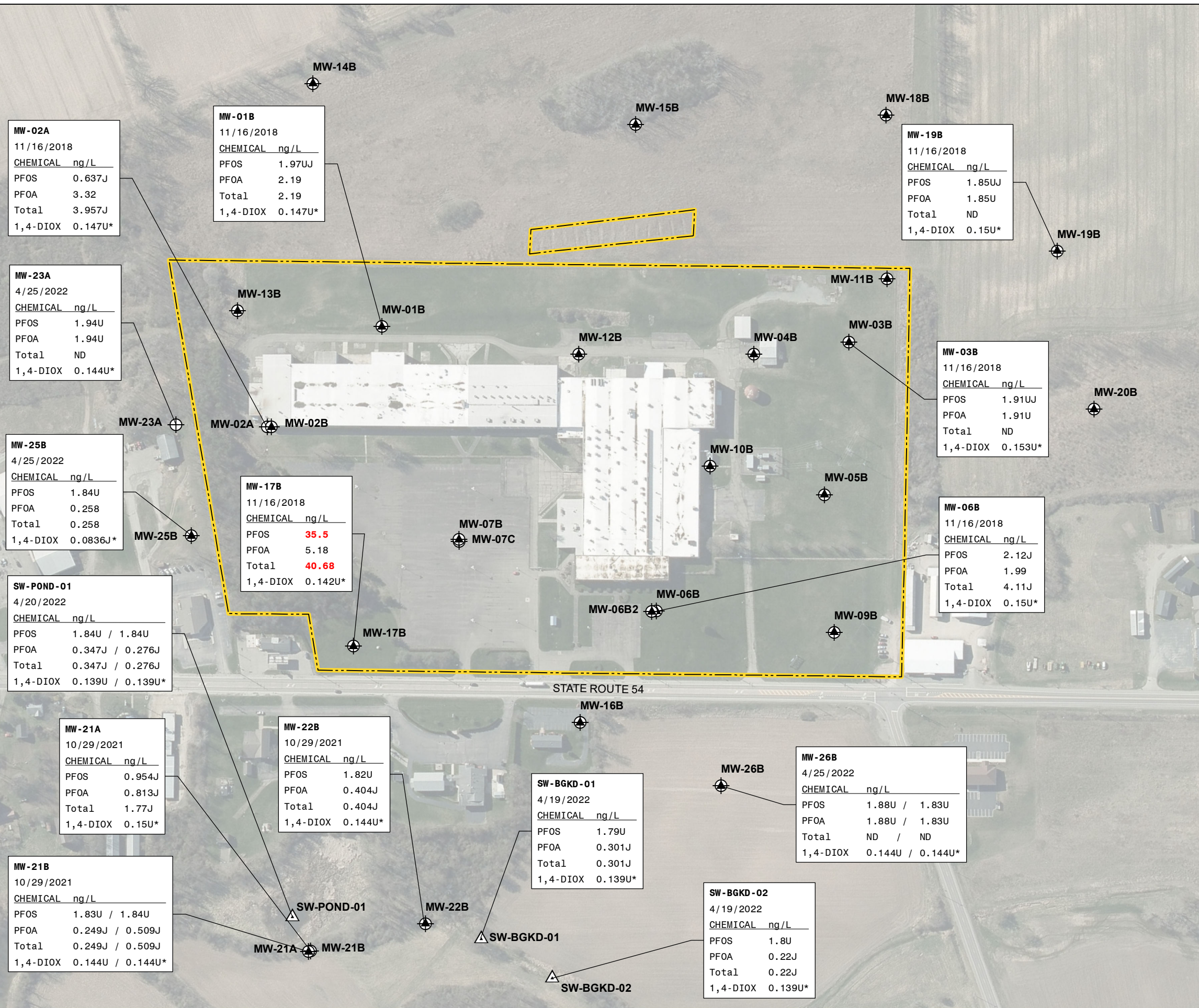
PHILIPS LIGHTING COMPANY
BATH FACILITY
7265 STATE ROUTE 54
BATH, NEW YORK

PROJECT LOCUS

APPROXIMATE SCALE: 1 IN = 2000 FT
JANUARY 2023

FIGURE 1

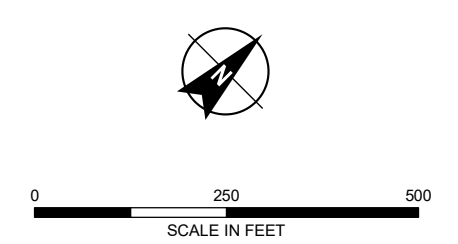
GIS: \\haleyaldrich.com\share\ebus_common\34201_Philips_Lighting_Co_Bath_NYGIS\Maps\2023_01127981_026_0002_EMERGING_CONTAMINANTS.mxd - anichols - 1/11/2023 3:18:24 PM



LEGEND

- WATER TABLE OR OUTWASH MONITORING WELL
- PERCHED GROUNDWATER MONITORING WELL
- SURFACE WATER SAMPLE
- BCP SITE BOUNDARY

- NOTES**
- ALL LOCATIONS AND DIMENSIONS ARE APPROXIMATE.
 - MONITORING WELLS WITH DATA BOXES REPRESENT WELLS WHERE GROUNDWATER SAMPLES WERE COLLECTED AND SUBMITTED FOR ANALYSIS OF 1,4-DIOXANE AND PERFLUORINATED ALKYL ACIDS. VALUE SHOWN IN THE DATA BOX REPRESENT CONCENTRATIONS OF PERFLUOROOCTANESULFONIC ACID (PFOS), PERFLUOROOCTANOIC ACID (PFOA), AND TOTAL PFOA/PFOS DETECTED IN NANOGRAMS PER LITER (ng/L). ASTERISK (*) INDICATES 1,4-DIOXANE (1,4-DIOX) CONCENTRATIONS ARE PRESENTED IN MICROGRAMS PER LITER (µg/L).
 - NEW YORK STATE DEPARTMENT OF HEALTH (NYSDOH) ADOPTED MAXIMUM CONTAMINANT LEVELS (MCLs) FOR PFOA AND PFOS IN FINISHED DRINKING WATER ARE 10 ng/L. THE MCL FOR 1,4-DIOXANE IS 1 µg/L. CONCENTRATIONS DETECTED ABOVE THESE LIMITS ARE NOTED IN RED.
 - MW-19B WAS DECOMMISSIONED IN OCTOBER 2020.
 - ONLY WATER TABLE AND OUTWASH MONITORING WELLS PRESENTED ON MAP, WITH THE EXCEPTION OF WELLS MW-02A AND MW-23A, WHICH ARE PERCHED WATER WELLS.
 - BOUNDARY SOURCE: DIGITIZED FROM "NYSDEC BROWNFIELD CLEANUP PROGRAM APPLICATION PLAN," PREPARED BY HOFFMAN LAND SURVEYING AND GEOMATICS, DATED 28 MARCH 2013
 - AERIAL IMAGERY SOURCE: NEW YORK STATE, 2020

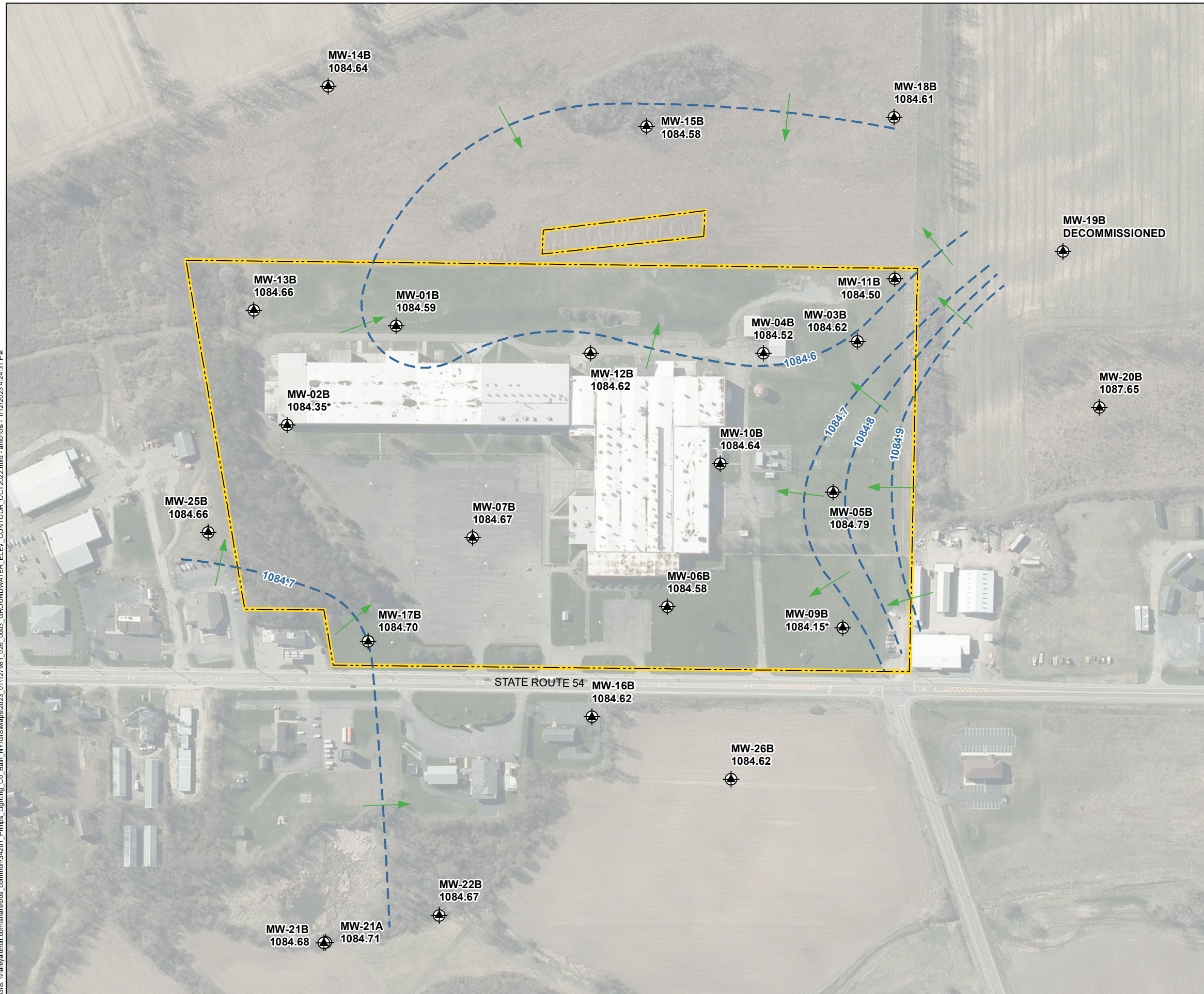


HALEY ALDRICH PHILIPS LIGHTING COMPANY
 BATH FACILITY
 7265 STATE ROUTE 54
 BATH, NEW YORK





EMERGING CONTAMINANT SAMPLING LOCATIONS AND RESULTS

JANUARY 2023 FIGURE 2

G:\S:\haleyaldrich.com\sharepoint\common\34201_Philips_Lighting_Co_Bath_NY\GIS\Maps\2023_01127981_026_0003_GROUNDWATER_ELEV_CONTOUR_OCT2022.mxd - sni:rbis - 1/12/2023 4:24:31 PM

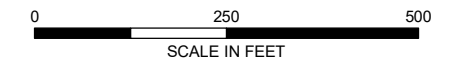


LEGEND

-  WATER TABLE OR OUTWASH MONITORING WELL, WITH GROUNDWATER ELEVATION IN FEET
-  GROUNDWATER ELEVATION CONTOUR, IN FEET
-  APPROXIMATE GROUNDWATER FLOW DIRECTION
-  BCP SITE BOUNDARY

NOTES

1. ALL LOCATIONS AND DIMENSIONS ARE APPROXIMATE.
2. ONLY WATER TABLE AND OUTWASH MONITORING WELLS PRESENTED ON MAP.
3. GROUNDWATER LEVELS WERE MEASURED ON 12 OCTOBER 2022. ASTERISK (*) INDICATES ELEVATION WAS NOT INCLUDED IN CONTOURING. THE ELEVATION FOR MW-09B IS CONSIDERED ANOMALOUS, AND THE ELEVATION FOR MW-02B IS NOT CONSIDERED REPRESENTATIVE OF THE WATER TABLE CONDITIONS.
4. MW-19B WAS DECOMMISSIONED IN OCTOBER 2020.
5. BOUNDARY SOURCE: DIGITIZED FROM "NYSDEC BROWNFIELD CLEANUP PROGRAM APPLICATION PLAN," PREPARED BY HOFFMAN LAND SURVEYING AND GEOMATICS, DATED 28 MARCH 2013
6. AERIAL IMAGERY SOURCE: NEW YORK STATE, 2020



PHILIPS LIGHTING COMPANY
BATH FACILITY
7265 STATE ROUTE 54
BATH, NEW YORK

**GROUNDWATER ELEVATION
AND CONTOUR MAP
OCTOBER 2022**

JANUARY 2023

FIGURE 3

APPENDIX A

Laboratory Analytical Reports



ANALYTICAL REPORT

Lab Number:	L1847309
Client:	Haley & Aldrich 200 Town Centre Drive Suite 2 Rochester, NY 14623-4264
ATTN:	Titania Ng
Phone:	(617) 886-7400
Project Name:	SUPP RI SAMPLING PROGRAMS
Project Number:	127981-012 SID 1.1
Report Date:	12/04/18

The original project report/data package is held by Alpha Analytical. This report/data package is paginated and should be reproduced only in its entirety. Alpha Analytical holds no responsibility for results and/or data that are not consistent with the original.

Certifications & Approvals: MA (M-MA086), NH NELAP (2064), CT (PH-0574), IL (200077), ME (MA00086), MD (348), NJ (MA935), NY (11148), NC (25700/666), PA (68-03671), RI (LAO00065), TX (T104704476), VT (VT-0935), VA (460195), USDA (Permit #P330-17-00196).

320 Forbes Boulevard, Mansfield, MA 02048-1806
508-822-9300 (Fax) 508-822-3288 800-624-9220 - www.alphalab.com



Project Name: SUPP RI SAMPING PROGRAMS
Project Number: 127981-012 SID 1.1

Lab Number: L1847309
Report Date: 12/04/18

Alpha Sample ID	Client ID	Matrix	Sample Location	Collection Date/Time	Receive Date
L1847309-01	MW01B-111618-1300	WATER	BATH, NEW YORK	11/16/18 13:00	11/16/18
L1847309-02	MW02A-111618-1330	WATER	BATH, NEW YORK	11/16/18 13:30	11/16/18
L1847309-03	MW03B-111618-1230	WATER	BATH, NEW YORK	11/16/18 12:30	11/16/18
L1847309-04	MW06B-111618-1400	WATER	BATH, NEW YORK	11/16/18 14:00	11/16/18
L1847309-05	MW17B-111618-1430	WATER	BATH, NEW YORK	11/16/18 14:30	11/16/18
L1847309-06	MW19B-111618-1200	WATER	BATH, NEW YORK	11/16/18 12:00	11/16/18
L1847309-07	4248-111618-0001	WATER	BATH, NEW YORK	11/16/18 00:00	11/16/18
L1847309-08	4248-111618-0002	WATER	BATH, NEW YORK	11/16/18 00:00	11/16/18

Project Name: SUPP RI SAMPING PROGRAMS
Project Number: 127981-012 SID 1.1

Lab Number: L1847309
Report Date: 12/04/18

Case Narrative

The samples were received in accordance with the Chain of Custody and no significant deviations were encountered during the preparation or analysis unless otherwise noted. Sample Receipt, Container Information, and the Chain of Custody are located at the back of the report.

Results contained within this report relate only to the samples submitted under this Alpha Lab Number and meet NELAP requirements for all NELAP accredited parameters unless otherwise noted in the following narrative. The data presented in this report is organized by parameter (i.e. VOC, SVOC, etc.). Sample specific Quality Control data (i.e. Surrogate Spike Recovery) is reported at the end of the target analyte list for each individual sample, followed by the Laboratory Batch Quality Control at the end of each parameter. Tentatively Identified Compounds (TICs), if requested, are reported for compounds identified to be present and are not part of the method/program Target Compound List, even if only a subset of the TCL are being reported. If a sample was re-analyzed or re-extracted due to a required quality control corrective action and if both sets of data are reported, the Laboratory ID of the re-analysis or re-extraction is designated with an "R" or "RE", respectively. When multiple Batch Quality Control elements are reported (e.g. more than one LCS), the associated samples for each element are noted in the grey shaded header line of each data table. Any Laboratory Batch, Sample Specific % recovery or RPD value that is outside the listed Acceptance Criteria is bolded in the report. All specific QC information is also incorporated in the Data Usability format of our Data Merger tool where it can be reviewed along with any associated usability implications. Soil/sediments, solids and tissues are reported on a dry weight basis unless otherwise noted. Definitions of all data qualifiers and acronyms used in this report are provided in the Glossary located at the back of the report.

In reference to questions H (CAM) or 4 (RCP) when "NO" is checked, the performance criteria for CAM and RCP methods allow for some quality control failures to occur and still be within method compliance. In these instances the specific failure is not narrated but noted in the associated QC table. The information is also incorporated in the Data Usability format of our Data Merger tool where it can be reviewed along with any associated usability implications.

Please see the associated ADEx data file for a comparison of laboratory reporting limits that were achieved with the regulatory Numerical Standards requested on the Chain of Custody.

HOLD POLICY

For samples submitted on hold, Alpha's policy is to hold samples (with the exception of Air canisters) free of charge for 21 calendar days from the date the project is completed. After 21 calendar days, we will dispose of all samples submitted including those put on hold unless you have contacted your Client Service Representative and made arrangements for Alpha to continue to hold the samples. Air canisters will be disposed after 3 business days from the date the project is completed.

Please contact Client Services at 800-624-9220 with any questions.

Project Name: SUPP RI SAMPING PROGRAMS
Project Number: 127981-012 SID 1.1

Lab Number: L1847309
Report Date: 12/04/18

Case Narrative (continued)

Report Submission

All non-detect (ND) or estimated concentrations (J-qualified) have been quantitated to the limit noted in the MDL column.

Perfluorinated Alkyl Acids by Isotope Dilution

L1847309-01, -02, -03, -04, -05, and -08: Extracted Internal Standard recoveries were outside the acceptance criteria for individual analytes. Please refer to the surrogate section of the report for details.

WG1181341-6/-7 MS/MSD: Extracted Internal Standard recoveries were outside the acceptance criteria for individual analytes. Please refer to the surrogate section of the report for details.

WG1182507-6: The continuing calibration standard, associated with L1847309 as well as the associated QC, had the response for the extracted internal standard Perfluoro[13C5]Pentanoic Acid (M5PFPEA) (154%) outside the acceptance criteria for the method. The associated target analytes were within acceptance criteria, therefore no further action was taken.

WG1182507-7: The continuing calibration standard, associated with L1847309 as well as the associated QC, had the response for the extracted internal standard Perfluoro[13C5]Pentanoic Acid (M5PFPEA) (156.8%) outside the acceptance criteria for the method. The associated target analytes were within acceptance criteria, therefore no further action was taken.

WG1182507-5: The continuing calibration standard, associated with L1847309 as well as the associated QC, had the response for Perfluorooctanesulfonic Acid-Branched (br-PFOS) (37%) outside the acceptance criteria for the method. The aresponse for Perfluorooctanesulfonic Acid-Total (PFOS) (90.4%, therefore no further action was taken.

WG1182507-5: The continuing calibration standard, associated with L1847309 as well as the associated QC, had the response for the extracted internal standard Perfluoro[13C5]Pentanoic Acid (M5PFPEA) (154.3%) outside the acceptance criteria for the method. The associated target analytes were within acceptance criteria, therefore no further action was taken.

I, the undersigned, attest under the pains and penalties of perjury that, to the best of my knowledge and belief and based upon my personal inquiry of those responsible for providing the information contained in this analytical report, such information is accurate and complete. This certificate of analysis is not complete unless this page accompanies any and all pages of this report.

Authorized Signature:



Elizabeth Porta

Title: Technical Director/Representative

Date: 12/04/18

ORGANICS

SEMIVOLATILES

Project Name: SUPP RI SAMPING PROGRAMS**Lab Number:** L1847309**Project Number:** 127981-012 SID 1.1**Report Date:** 12/04/18**SAMPLE RESULTS**

Lab ID: L1847309-01
 Client ID: MW01B-111618-1300
 Sample Location: BATH, NEW YORK

Date Collected: 11/16/18 13:00
 Date Received: 11/16/18
 Field Prep: Not Specified

Sample Depth:

Matrix: Water
 Analytical Method: 1,8270D-SIM
 Analytical Date: 11/29/18 17:34
 Analyst: MA

Extraction Method: EPA 3510C
 Extraction Date: 11/21/18 16:00

Parameter	Result	Qualifier	Units	RL	MDL	Dilution Factor
1,4 Dioxane by 8270D-SIM - Mansfield Lab						
1,4-Dioxane	ND		ng/l	147	73.5	1
Surrogate			% Recovery	Qualifier	Acceptance Criteria	
1,4-Dioxane-d8			30		15-110	

Project Name: SUPP RI SAMPING PROGRAMS
Project Number: 127981-012 SID 1.1

Lab Number: L1847309
Report Date: 12/04/18

SAMPLE RESULTS

Lab ID: L1847309-01
 Client ID: MW01B-111618-1300
 Sample Location: BATH, NEW YORK

Date Collected: 11/16/18 13:00
 Date Received: 11/16/18
 Field Prep: Not Specified

Sample Depth:

Matrix: Water
 Analytical Method: 122,537(M)
 Analytical Date: 11/27/18 01:26
 Analyst: AJ

Extraction Method: EPA 537
 Extraction Date: 11/20/18 09:30

Parameter	Result	Qualifier	Units	RL	MDL	Dilution Factor
Perfluorinated Alkyl Acids by Isotope Dilution - Mansfield Lab						
Perfluorobutanoic Acid (PFBA)	2.19		ng/l	1.97	0.367	1
Perfluoropentanoic Acid (PFPeA)	1.32	J	ng/l	1.97	0.457	1
Perfluorobutanesulfonic Acid (PFBS)	0.579	J	ng/l	1.97	0.374	1
Perfluorohexanoic Acid (PFHxA)	1.20	J	ng/l	1.97	0.484	1
Perfluoroheptanoic Acid (PFHpA)	0.740	J	ng/l	1.97	0.366	1
Perfluorohexanesulfonic Acid (PFHxS)	0.579	J	ng/l	1.97	0.429	1
Perfluorooctanoic Acid (PFOA)	2.19		ng/l	1.97	0.453	1
1H,1H,2H,2H-Perfluorooctanesulfonic Acid (6:2FTS)	ND		ng/l	1.97	0.191	1
Perfluoroheptanesulfonic Acid (PFHpS)	ND		ng/l	1.97	0.512	1
Perfluorononanoic Acid (PFNA)	ND		ng/l	1.97	0.429	1
Perfluorooctanesulfonic Acid (PFOS)	ND		ng/l	1.97	0.551	1
Perfluorodecanoic Acid (PFDA)	ND		ng/l	1.97	0.610	1
1H,1H,2H,2H-Perfluorodecanesulfonic Acid (8:2FTS)	ND		ng/l	1.97	0.286	1
N-Methyl Perfluorooctanesulfonamidoacetic Acid (NMeFOSAA)	ND		ng/l	1.97	0.246	1
Perfluoroundecanoic Acid (PFUnA)	ND		ng/l	1.97	0.417	1
Perfluorodecanesulfonic Acid (PFDS)	ND		ng/l	1.97	0.380	1
Perfluorooctanesulfonamide (FOSA)	ND		ng/l	1.97	0.547	1
N-Ethyl Perfluorooctanesulfonamidoacetic Acid (NEtFOSAA)	ND		ng/l	1.97	0.367	1
Perfluorododecanoic Acid (PFDoA)	ND		ng/l	1.97	0.583	1
Perfluorotridecanoic Acid (PFTrDA)	ND		ng/l	1.97	0.309	1
Perfluorotetradecanoic Acid (PFTA)	ND		ng/l	1.97	0.972	1

Project Name: SUPP RI SAMPING PROGRAMS
Project Number: 127981-012 SID 1.1

Lab Number: L1847309
Report Date: 12/04/18

SAMPLE RESULTS

Lab ID: L1847309-01
 Client ID: MW01B-111618-1300
 Sample Location: BATH, NEW YORK

Date Collected: 11/16/18 13:00
 Date Received: 11/16/18
 Field Prep: Not Specified

Sample Depth:

Parameter	Result	Qualifier	Units	RL	MDL	Dilution Factor
Perfluorinated Alkyl Acids by Isotope Dilution - Mansfield Lab						

Surrogate	% Recovery	Qualifier	Acceptance Criteria
Perfluoro[13C4]Butanoic Acid (MPFBA)	114		2-156
Perfluoro[13C5]Pentanoic Acid (M5PFPEA)	233	Q	16-173
Perfluoro[2,3,4-13C3]Butanesulfonic Acid (M3PFBS)	116		31-159
Perfluoro[1,2,3,4,6-13C5]Hexanoic Acid (M5PFHxA)	101		21-145
Perfluoro[1,2,3,4-13C4]Heptanoic Acid (M4PFHpA)	106		30-139
Perfluoro[1,2,3-13C3]Hexanesulfonic Acid (M3PFHxS)	110		47-153
Perfluoro[13C8]Octanoic Acid (M8PFOA)	117		36-149
1H,1H,2H,2H-Perfluoro[1,2-13C2]Octanesulfonic Acid (M2-6:2FTS)	149		1-244
Perfluoro[13C9]Nonanoic Acid (M9PFNA)	132		34-146
Perfluoro[13C8]Octanesulfonic Acid (M8PFOS)	124		42-146
Perfluoro[1,2,3,4,5,6-13C6]Decanoic Acid (M6PFDA)	110		38-144
1H,1H,2H,2H-Perfluoro[1,2-13C2]Decanesulfonic Acid (M2-8:2FTS)	156		7-170
N-Deuteriomethylperfluoro-1-octanesulfonamidoacetic Acid (d3-NMeFOSAA)	90		1-181
Perfluoro[1,2,3,4,5,6,7-13C7]Undecanoic Acid (M7-PFUDA)	124		40-144
Perfluoro[13C8]Octanesulfonamide (M8FOSA)	50		1-87
N-Deuterioethylperfluoro-1-octanesulfonamidoacetic Acid (d5-NEtFOSAA)	76		23-146
Perfluoro[1,2-13C2]Dodecanoic Acid (MPFDOA)	89		24-161
Perfluoro[1,2-13C2]Tetradecanoic Acid (M2PFTEDA)	69		33-143

Project Name: SUPP RI SAMPING PROGRAMS
Project Number: 127981-012 SID 1.1

Lab Number: L1847309
Report Date: 12/04/18

SAMPLE RESULTS

Lab ID: L1847309-02
 Client ID: MW02A-111618-1330
 Sample Location: BATH, NEW YORK

Date Collected: 11/16/18 13:30
 Date Received: 11/16/18
 Field Prep: Not Specified

Sample Depth:

Matrix: Water
 Analytical Method: 1,8270D-SIM
 Analytical Date: 11/29/18 17:58
 Analyst: MA

Extraction Method: EPA 3510C
 Extraction Date: 11/21/18 16:00

Parameter	Result	Qualifier	Units	RL	MDL	Dilution Factor
1,4 Dioxane by 8270D-SIM - Mansfield Lab						
1,4-Dioxane	ND		ng/l	147	73.5	1
Surrogate			% Recovery	Qualifier	Acceptance Criteria	
1,4-Dioxane-d8			30		15-110	

Project Name: SUPP RI SAMPING PROGRAMS
Project Number: 127981-012 SID 1.1

Lab Number: L1847309
Report Date: 12/04/18

SAMPLE RESULTS

Lab ID: L1847309-02
 Client ID: MW02A-111618-1330
 Sample Location: BATH, NEW YORK

Date Collected: 11/16/18 13:30
 Date Received: 11/16/18
 Field Prep: Not Specified

Sample Depth:

Matrix: Water
 Analytical Method: 122,537(M)
 Analytical Date: 11/27/18 01:42
 Analyst: AJ

Extraction Method: EPA 537
 Extraction Date: 11/20/18 09:30

Parameter	Result	Qualifier	Units	RL	MDL	Dilution Factor
Perfluorinated Alkyl Acids by Isotope Dilution - Mansfield Lab						
Perfluorobutanoic Acid (PFBA)	3.40		ng/l	2.24	0.418	1
Perfluoropentanoic Acid (PFPeA)	1.71	J	ng/l	2.24	0.520	1
Perfluorobutanesulfonic Acid (PFBS)	ND		ng/l	2.24	0.426	1
Perfluorohexanoic Acid (PFHxA)	1.71	J	ng/l	2.24	0.552	1
Perfluoroheptanoic Acid (PFHpA)	1.49	J	ng/l	2.24	0.417	1
Perfluorohexanesulfonic Acid (PFHxS)	ND		ng/l	2.24	0.489	1
Perfluorooctanoic Acid (PFOA)	3.32		ng/l	2.24	0.516	1
1H,1H,2H,2H-Perfluorooctanesulfonic Acid (6:2FTS)	ND		ng/l	2.24	0.217	1
Perfluoroheptanesulfonic Acid (PFHpS)	ND		ng/l	2.24	0.583	1
Perfluorononanoic Acid (PFNA)	0.520	J	ng/l	2.24	0.489	1
Perfluorooctanesulfonic Acid (PFOS)	0.637	J	ng/l	2.24	0.628	1
Perfluorodecanoic Acid (PFDA)	ND		ng/l	2.24	0.695	1
1H,1H,2H,2H-Perfluorodecanesulfonic Acid (8:2FTS)	ND		ng/l	2.24	0.326	1
N-Methyl Perfluorooctanesulfonamidoacetic Acid (NMeFOSAA)	ND		ng/l	2.24	0.281	1
Perfluoroundecanoic Acid (PFUnA)	ND		ng/l	2.24	0.475	1
Perfluorodecanesulfonic Acid (PFDS)	ND		ng/l	2.24	0.433	1
Perfluorooctanesulfonamide (FOSA)	ND		ng/l	2.24	0.623	1
N-Ethyl Perfluorooctanesulfonamidoacetic Acid (NEtFOSAA)	ND		ng/l	2.24	0.418	1
Perfluorododecanoic Acid (PFDoA)	ND		ng/l	2.24	0.664	1
Perfluorotridecanoic Acid (PFTrDA)	ND		ng/l	2.24	0.352	1
Perfluorotetradecanoic Acid (PFTA)	ND		ng/l	2.24	1.11	1

Project Name: SUPP RI SAMPING PROGRAMS
Project Number: 127981-012 SID 1.1

Lab Number: L1847309
Report Date: 12/04/18

SAMPLE RESULTS

Lab ID: L1847309-02
 Client ID: MW02A-111618-1330
 Sample Location: BATH, NEW YORK

Date Collected: 11/16/18 13:30
 Date Received: 11/16/18
 Field Prep: Not Specified

Sample Depth:

Parameter	Result	Qualifier	Units	RL	MDL	Dilution Factor
Perfluorinated Alkyl Acids by Isotope Dilution - Mansfield Lab						

Surrogate	% Recovery	Qualifier	Acceptance Criteria
Perfluoro[13C4]Butanoic Acid (MPFBA)	124		2-156
Perfluoro[13C5]Pentanoic Acid (M5PFPEA)	231	Q	16-173
Perfluoro[2,3,4-13C3]Butanesulfonic Acid (M3PFBS)	121		31-159
Perfluoro[1,2,3,4,6-13C5]Hexanoic Acid (M5PFHxA)	112		21-145
Perfluoro[1,2,3,4-13C4]Heptanoic Acid (M4PFHpA)	118		30-139
Perfluoro[1,2,3-13C3]Hexanesulfonic Acid (M3PFHxS)	131		47-153
Perfluoro[13C8]Octanoic Acid (M8PFOA)	122		36-149
1H,1H,2H,2H-Perfluoro[1,2-13C2]Octanesulfonic Acid (M2-6:2FTS)	156		1-244
Perfluoro[13C9]Nonanoic Acid (M9PFNA)	120		34-146
Perfluoro[13C8]Octanesulfonic Acid (M8PFOS)	112		42-146
Perfluoro[1,2,3,4,5,6-13C6]Decanoic Acid (M6PFDA)	102		38-144
1H,1H,2H,2H-Perfluoro[1,2-13C2]Decanesulfonic Acid (M2-8:2FTS)	117		7-170
N-Deuteriomethylperfluoro-1-octanesulfonamidoacetic Acid (d3-NMeFOSAA)	53		1-181
Perfluoro[1,2,3,4,5,6,7-13C7]Undecanoic Acid (M7-PFUDA)	88		40-144
Perfluoro[13C8]Octanesulfonamide (M8FOSA)	27		1-87
N-Deuterioethylperfluoro-1-octanesulfonamidoacetic Acid (d5-NEtFOSAA)	49		23-146
Perfluoro[1,2-13C2]Dodecanoic Acid (MPFDOA)	65		24-161
Perfluoro[1,2-13C2]Tetradecanoic Acid (M2PFTEDA)	56		33-143

Project Name: SUPP RI SAMPING PROGRAMS
Project Number: 127981-012 SID 1.1

Lab Number: L1847309
Report Date: 12/04/18

SAMPLE RESULTS

Lab ID: L1847309-03
 Client ID: MW03B-111618-1230
 Sample Location: BATH, NEW YORK

Date Collected: 11/16/18 12:30
 Date Received: 11/16/18
 Field Prep: Not Specified

Sample Depth:

Matrix: Water
 Analytical Method: 1,8270D-SIM
 Analytical Date: 11/29/18 18:22
 Analyst: MA

Extraction Method: EPA 3510C
 Extraction Date: 11/21/18 16:00

Parameter	Result	Qualifier	Units	RL	MDL	Dilution Factor
1,4 Dioxane by 8270D-SIM - Mansfield Lab						
1,4-Dioxane	ND		ng/l	153	76.5	1

Surrogate	% Recovery	Qualifier	Acceptance Criteria
1,4-Dioxane-d8	31		15-110

Project Name: SUPP RI SAMPING PROGRAMS
Project Number: 127981-012 SID 1.1

Lab Number: L1847309
Report Date: 12/04/18

SAMPLE RESULTS

Lab ID: L1847309-03
Client ID: MW03B-111618-1230
Sample Location: BATH, NEW YORK

Date Collected: 11/16/18 12:30
Date Received: 11/16/18
Field Prep: Not Specified

Sample Depth:

Matrix: Water
Analytical Method: 122,537(M)
Analytical Date: 11/27/18 01:59
Analyst: AJ

Extraction Method: EPA 537
Extraction Date: 11/20/18 09:30

Parameter	Result	Qualifier	Units	RL	MDL	Dilution Factor
Perfluorinated Alkyl Acids by Isotope Dilution - Mansfield Lab						
Perfluorobutanoic Acid (PFBA)	0.813	J	ng/l	1.91	0.356	1
Perfluoropentanoic Acid (PFPeA)	ND		ng/l	1.91	0.443	1
Perfluorobutanesulfonic Acid (PFBS)	ND		ng/l	1.91	0.362	1
Perfluorohexanoic Acid (PFHxA)	ND		ng/l	1.91	0.469	1
Perfluoroheptanoic Acid (PFHpA)	ND		ng/l	1.91	0.355	1
Perfluorohexanesulfonic Acid (PFHxS)	ND		ng/l	1.91	0.416	1
Perfluorooctanoic Acid (PFOA)	ND		ng/l	1.91	0.439	1
1H,1H,2H,2H-Perfluorooctanesulfonic Acid (6:2FTS)	ND		ng/l	1.91	0.185	1
Perfluoroheptanesulfonic Acid (PFHpS)	ND		ng/l	1.91	0.496	1
Perfluorononanoic Acid (PFNA)	ND		ng/l	1.91	0.416	1
Perfluorooctanesulfonic Acid (PFOS)	ND		ng/l	1.91	0.534	1
Perfluorodecanoic Acid (PFDA)	ND		ng/l	1.91	0.592	1
1H,1H,2H,2H-Perfluorodecanesulfonic Acid (8:2FTS)	ND		ng/l	1.91	0.277	1
N-Methyl Perfluorooctanesulfonamidoacetic Acid (NMeFOSAA)	ND		ng/l	1.91	0.239	1
Perfluoroundecanoic Acid (PFUnA)	ND		ng/l	1.91	0.404	1
Perfluorodecanesulfonic Acid (PFDS)	ND		ng/l	1.91	0.368	1
Perfluorooctanesulfonamide (FOSA)	ND		ng/l	1.91	0.530	1
N-Ethyl Perfluorooctanesulfonamidoacetic Acid (NEtFOSAA)	ND		ng/l	1.91	0.356	1
Perfluorododecanoic Acid (PFDoA)	ND		ng/l	1.91	0.565	1
Perfluorotridecanoic Acid (PFTrDA)	ND		ng/l	1.91	0.300	1
Perfluorotetradecanoic Acid (PFTA)	ND		ng/l	1.91	0.943	1

Project Name: SUPP RI SAMPING PROGRAMS
Project Number: 127981-012 SID 1.1

Lab Number: L1847309
Report Date: 12/04/18

SAMPLE RESULTS

Lab ID: L1847309-03
 Client ID: MW03B-111618-1230
 Sample Location: BATH, NEW YORK

Date Collected: 11/16/18 12:30
 Date Received: 11/16/18
 Field Prep: Not Specified

Sample Depth:

Parameter	Result	Qualifier	Units	RL	MDL	Dilution Factor
Perfluorinated Alkyl Acids by Isotope Dilution - Mansfield Lab						

Surrogate	% Recovery	Qualifier	Acceptance Criteria
Perfluoro[13C4]Butanoic Acid (MPFBA)	112		2-156
Perfluoro[13C5]Pentanoic Acid (M5PFPEA)	178	Q	16-173
Perfluoro[2,3,4-13C3]Butanesulfonic Acid (M3PFBS)	102		31-159
Perfluoro[1,2,3,4,6-13C5]Hexanoic Acid (M5PFHxA)	98		21-145
Perfluoro[1,2,3,4-13C4]Heptanoic Acid (M4PFHpA)	101		30-139
Perfluoro[1,2,3-13C3]Hexanesulfonic Acid (M3PFHxS)	107		47-153
Perfluoro[13C8]Octanoic Acid (M8PFOA)	110		36-149
1H,1H,2H,2H-Perfluoro[1,2-13C2]Octanesulfonic Acid (M2-6:2FTS)	110		1-244
Perfluoro[13C9]Nonanoic Acid (M9PFNA)	105		34-146
Perfluoro[13C8]Octanesulfonic Acid (M8PFOS)	103		42-146
Perfluoro[1,2,3,4,5,6-13C6]Decanoic Acid (M6PFDA)	103		38-144
1H,1H,2H,2H-Perfluoro[1,2-13C2]Decanesulfonic Acid (M2-8:2FTS)	96		7-170
N-Deuteriomethylperfluoro-1-octanesulfonamidoacetic Acid (d3-NMeFOSAA)	83		1-181
Perfluoro[1,2,3,4,5,6,7-13C7]Undecanoic Acid (M7-PFUDA)	101		40-144
Perfluoro[13C8]Octanesulfonamide (M8FOSA)	49		1-87
N-Deuterioethylperfluoro-1-octanesulfonamidoacetic Acid (d5-NEtFOSAA)	72		23-146
Perfluoro[1,2-13C2]Dodecanoic Acid (MPFDOA)	92		24-161
Perfluoro[1,2-13C2]Tetradecanoic Acid (M2PFTEDA)	72		33-143

Project Name: SUPP RI SAMPING PROGRAMS
Project Number: 127981-012 SID 1.1

Lab Number: L1847309
Report Date: 12/04/18

SAMPLE RESULTS

Lab ID: L1847309-04
 Client ID: MW06B-111618-1400
 Sample Location: BATH, NEW YORK

Date Collected: 11/16/18 14:00
 Date Received: 11/16/18
 Field Prep: Not Specified

Sample Depth:

Matrix: Water
 Analytical Method: 1,8270D-SIM
 Analytical Date: 11/29/18 18:46
 Analyst: MA

Extraction Method: EPA 3510C
 Extraction Date: 11/21/18 16:00

Parameter	Result	Qualifier	Units	RL	MDL	Dilution Factor
-----------	--------	-----------	-------	----	-----	-----------------

1,4 Dioxane by 8270D-SIM - Mansfield Lab						
--	--	--	--	--	--	--

1,4-Dioxane	ND		ng/l	150	75.0	1
-------------	----	--	------	-----	------	---

Surrogate	% Recovery	Qualifier	Acceptance Criteria
-----------	------------	-----------	---------------------

1,4-Dioxane-d8	31		15-110
----------------	----	--	--------

Project Name: SUPP RI SAMPING PROGRAMS
Project Number: 127981-012 SID 1.1

Lab Number: L1847309
Report Date: 12/04/18

SAMPLE RESULTS

Lab ID: L1847309-04
 Client ID: MW06B-111618-1400
 Sample Location: BATH, NEW YORK

Date Collected: 11/16/18 14:00
 Date Received: 11/16/18
 Field Prep: Not Specified

Sample Depth:

Matrix: Water
 Analytical Method: 122,537(M)
 Analytical Date: 11/27/18 03:05
 Analyst: AJ

Extraction Method: EPA 537
 Extraction Date: 11/20/18 09:30

Parameter	Result	Qualifier	Units	RL	MDL	Dilution Factor
Perfluorinated Alkyl Acids by Isotope Dilution - Mansfield Lab						
Perfluorobutanoic Acid (PFBA)	2.62		ng/l	1.94	0.363	1
Perfluoropentanoic Acid (PFPeA)	2.45		ng/l	1.94	0.451	1
Perfluorobutanesulfonic Acid (PFBS)	0.899	J	ng/l	1.94	0.370	1
Perfluorohexanoic Acid (PFHxA)	2.98		ng/l	1.94	0.478	1
Perfluoroheptanoic Acid (PFHpA)	1.45	J	ng/l	1.94	0.362	1
Perfluorohexanesulfonic Acid (PFHxS)	9.68		ng/l	1.94	0.424	1
Perfluorooctanoic Acid (PFOA)	1.99		ng/l	1.94	0.447	1
1H,1H,2H,2H-Perfluorooctanesulfonic Acid (6:2FTS)	ND		ng/l	1.94	0.189	1
Perfluoroheptanesulfonic Acid (PFHpS)	ND		ng/l	1.94	0.506	1
Perfluorononanoic Acid (PFNA)	0.486	J	ng/l	1.94	0.424	1
Perfluorooctanesulfonic Acid (PFOS)	2.12		ng/l	1.94	0.545	1
Perfluorodecanoic Acid (PFDA)	ND		ng/l	1.94	0.603	1
1H,1H,2H,2H-Perfluorodecanesulfonic Acid (8:2FTS)	ND		ng/l	1.94	0.283	1
N-Methyl Perfluorooctanesulfonamidoacetic Acid (NMeFOSAA)	ND		ng/l	1.94	0.244	1
Perfluoroundecanoic Acid (PFUnA)	ND		ng/l	1.94	0.412	1
Perfluorodecanesulfonic Acid (PFDS)	ND		ng/l	1.94	0.375	1
Perfluorooctanesulfonamide (FOSA)	ND		ng/l	1.94	0.541	1
N-Ethyl Perfluorooctanesulfonamidoacetic Acid (NEtFOSAA)	0.836	J	ng/l	1.94	0.363	1
Perfluorododecanoic Acid (PFDoA)	ND		ng/l	1.94	0.576	1
Perfluorotridecanoic Acid (PFTrDA)	ND		ng/l	1.94	0.305	1
Perfluorotetradecanoic Acid (PFTA)	ND		ng/l	1.94	0.961	1

Project Name: SUPP RI SAMPING PROGRAMS
Project Number: 127981-012 SID 1.1

Lab Number: L1847309
Report Date: 12/04/18

SAMPLE RESULTS

Lab ID: L1847309-04
 Client ID: MW06B-111618-1400
 Sample Location: BATH, NEW YORK

Date Collected: 11/16/18 14:00
 Date Received: 11/16/18
 Field Prep: Not Specified

Sample Depth:

Parameter	Result	Qualifier	Units	RL	MDL	Dilution Factor
Perfluorinated Alkyl Acids by Isotope Dilution - Mansfield Lab						

Surrogate	% Recovery	Qualifier	Acceptance Criteria
Perfluoro[13C4]Butanoic Acid (MPFBA)	117		2-156
Perfluoro[13C5]Pentanoic Acid (M5PFPEA)	221	Q	16-173
Perfluoro[2,3,4-13C3]Butanesulfonic Acid (M3PFBS)	120		31-159
Perfluoro[1,2,3,4,6-13C5]Hexanoic Acid (M5PFHxA)	104		21-145
Perfluoro[1,2,3,4-13C4]Heptanoic Acid (M4PFHpA)	105		30-139
Perfluoro[1,2,3-13C3]Hexanesulfonic Acid (M3PFHxS)	132		47-153
Perfluoro[13C8]Octanoic Acid (M8PFOA)	117		36-149
1H,1H,2H,2H-Perfluoro[1,2-13C2]Octanesulfonic Acid (M2-6:2FTS)	137		1-244
Perfluoro[13C9]Nonanoic Acid (M9PFNA)	123		34-146
Perfluoro[13C8]Octanesulfonic Acid (M8PFOS)	128		42-146
Perfluoro[1,2,3,4,5,6-13C6]Decanoic Acid (M6PFDA)	117		38-144
1H,1H,2H,2H-Perfluoro[1,2-13C2]Decanesulfonic Acid (M2-8:2FTS)	138		7-170
N-Deuteriomethylperfluoro-1-octanesulfonamidoacetic Acid (d3-NMeFOSAA)	90		1-181
Perfluoro[1,2,3,4,5,6,7-13C7]Undecanoic Acid (M7-PFUDA)	125		40-144
Perfluoro[13C8]Octanesulfonamide (M8FOSA)	40		1-87
N-Deuterioethylperfluoro-1-octanesulfonamidoacetic Acid (d5-NEtFOSAA)	79		23-146
Perfluoro[1,2-13C2]Dodecanoic Acid (MPFDOA)	103		24-161
Perfluoro[1,2-13C2]Tetradecanoic Acid (M2PFTEDA)	76		33-143

Project Name: SUPP RI SAMPING PROGRAMS
Project Number: 127981-012 SID 1.1

Lab Number: L1847309
Report Date: 12/04/18

SAMPLE RESULTS

Lab ID: L1847309-05
 Client ID: MW17B-111618-1430
 Sample Location: BATH, NEW YORK

Date Collected: 11/16/18 14:30
 Date Received: 11/16/18
 Field Prep: Not Specified

Sample Depth:

Matrix: Water
 Analytical Method: 1,8270D-SIM
 Analytical Date: 11/29/18 19:09
 Analyst: MA

Extraction Method: EPA 3510C
 Extraction Date: 11/21/18 16:00

Parameter	Result	Qualifier	Units	RL	MDL	Dilution Factor
1,4 Dioxane by 8270D-SIM - Mansfield Lab						
1,4-Dioxane	ND		ng/l	142	70.8	1

Surrogate	% Recovery	Qualifier	Acceptance Criteria
1,4-Dioxane-d8	30		15-110

Project Name: SUPP RI SAMPING PROGRAMS
Project Number: 127981-012 SID 1.1

Lab Number: L1847309
Report Date: 12/04/18

SAMPLE RESULTS

Lab ID: L1847309-05
 Client ID: MW17B-111618-1430
 Sample Location: BATH, NEW YORK

Date Collected: 11/16/18 14:30
 Date Received: 11/16/18
 Field Prep: Not Specified

Sample Depth:

Matrix: Water
 Analytical Method: 122,537(M)
 Analytical Date: 11/27/18 03:22
 Analyst: AJ

Extraction Method: EPA 537
 Extraction Date: 11/20/18 09:30

Parameter	Result	Qualifier	Units	RL	MDL	Dilution Factor
Perfluorinated Alkyl Acids by Isotope Dilution - Mansfield Lab						
Perfluorobutanoic Acid (PFBA)	2.20		ng/l	2.10	0.392	1
Perfluoropentanoic Acid (PFPeA)	4.77		ng/l	2.10	0.487	1
Perfluorobutanesulfonic Acid (PFBS)	1.41	J	ng/l	2.10	0.399	1
Perfluorohexanoic Acid (PFHxA)	5.01		ng/l	2.10	0.517	1
Perfluoroheptanoic Acid (PFHpA)	3.83		ng/l	2.10	0.391	1
Perfluorohexanesulfonic Acid (PFHxS)	18.0		ng/l	2.10	0.458	1
Perfluorooctanoic Acid (PFOA)	5.18		ng/l	2.10	0.483	1
1H,1H,2H,2H-Perfluorooctanesulfonic Acid (6:2FTS)	ND		ng/l	2.10	0.204	1
Perfluoroheptanesulfonic Acid (PFHpS)	0.975	J	ng/l	2.10	0.546	1
Perfluorononanoic Acid (PFNA)	3.00		ng/l	2.10	0.458	1
Perfluorooctanesulfonic Acid (PFOS)	35.5		ng/l	2.10	0.588	1
Perfluorodecanoic Acid (PFDA)	ND		ng/l	2.10	0.651	1
1H,1H,2H,2H-Perfluorodecanesulfonic Acid (8:2FTS)	ND		ng/l	2.10	0.305	1
N-Methyl Perfluorooctanesulfonamidoacetic Acid (NMeFOSAA)	ND		ng/l	2.10	0.263	1
Perfluoroundecanoic Acid (PFUnA)	ND		ng/l	2.10	0.445	1
Perfluorodecanesulfonic Acid (PFDS)	ND		ng/l	2.10	0.405	1
Perfluorooctanesulfonamide (FOSA)	ND		ng/l	2.10	0.584	1
N-Ethyl Perfluorooctanesulfonamidoacetic Acid (NEtFOSAA)	ND		ng/l	2.10	0.392	1
Perfluorododecanoic Acid (PFDoA)	ND		ng/l	2.10	0.622	1
Perfluorotridecanoic Acid (PFTrDA)	ND		ng/l	2.10	0.330	1
Perfluorotetradecanoic Acid (PFTA)	ND		ng/l	2.10	1.04	1

Project Name: SUPP RI SAMPING PROGRAMS
Project Number: 127981-012 SID 1.1

Lab Number: L1847309
Report Date: 12/04/18

SAMPLE RESULTS

Lab ID: L1847309-05
 Client ID: MW17B-111618-1430
 Sample Location: BATH, NEW YORK

Date Collected: 11/16/18 14:30
 Date Received: 11/16/18
 Field Prep: Not Specified

Sample Depth:

Parameter	Result	Qualifier	Units	RL	MDL	Dilution Factor
Perfluorinated Alkyl Acids by Isotope Dilution - Mansfield Lab						

Surrogate	% Recovery	Qualifier	Acceptance Criteria
Perfluoro[13C4]Butanoic Acid (MPFBA)	118		2-156
Perfluoro[13C5]Pentanoic Acid (M5PFPEA)	217	Q	16-173
Perfluoro[2,3,4-13C3]Butanesulfonic Acid (M3PFBS)	119		31-159
Perfluoro[1,2,3,4,6-13C5]Hexanoic Acid (M5PFHxA)	102		21-145
Perfluoro[1,2,3,4-13C4]Heptanoic Acid (M4PFHpA)	109		30-139
Perfluoro[1,2,3-13C3]Hexanesulfonic Acid (M3PFHxS)	125		47-153
Perfluoro[13C8]Octanoic Acid (M8PFOA)	118		36-149
1H,1H,2H,2H-Perfluoro[1,2-13C2]Octanesulfonic Acid (M2-6:2FTS)	141		1-244
Perfluoro[13C9]Nonanoic Acid (M9PFNA)	113		34-146
Perfluoro[13C8]Octanesulfonic Acid (M8PFOS)	104		42-146
Perfluoro[1,2,3,4,5,6-13C6]Decanoic Acid (M6PFDA)	91		38-144
1H,1H,2H,2H-Perfluoro[1,2-13C2]Decanesulfonic Acid (M2-8:2FTS)	121		7-170
N-Deuteriomethylperfluoro-1-octanesulfonamidoacetic Acid (d3-NMeFOSAA)	35		1-181
Perfluoro[1,2,3,4,5,6,7-13C7]Undecanoic Acid (M7-PFUDA)	67		40-144
Perfluoro[13C8]Octanesulfonamide (M8FOSA)	9		1-87
N-Deuterioethylperfluoro-1-octanesulfonamidoacetic Acid (d5-NEtFOSAA)	29		23-146
Perfluoro[1,2-13C2]Dodecanoic Acid (MPFDOA)	43		24-161
Perfluoro[1,2-13C2]Tetradecanoic Acid (M2PFTEDA)	37		33-143

Project Name: SUPP RI SAMPING PROGRAMS
Project Number: 127981-012 SID 1.1

Lab Number: L1847309
Report Date: 12/04/18

SAMPLE RESULTS

Lab ID: L1847309-06
 Client ID: MW19B-111618-1200
 Sample Location: BATH, NEW YORK

Date Collected: 11/16/18 12:00
 Date Received: 11/16/18
 Field Prep: Not Specified

Sample Depth:

Matrix: Water
 Analytical Method: 1,8270D-SIM
 Analytical Date: 11/29/18 20:32
 Analyst: MA

Extraction Method: EPA 3510C
 Extraction Date: 11/21/18 16:00

Parameter	Result	Qualifier	Units	RL	MDL	Dilution Factor
1,4 Dioxane by 8270D-SIM - Mansfield Lab						
1,4-Dioxane	ND		ng/l	150	75.0	1

Surrogate	% Recovery	Qualifier	Acceptance Criteria
1,4-Dioxane-d8	31		15-110

Project Name: SUPP RI SAMPING PROGRAMS
Project Number: 127981-012 SID 1.1

Lab Number: L1847309
Report Date: 12/04/18

SAMPLE RESULTS

Lab ID: L1847309-06
Client ID: MW19B-111618-1200
Sample Location: BATH, NEW YORK

Date Collected: 11/16/18 12:00
Date Received: 11/16/18
Field Prep: Not Specified

Sample Depth:

Matrix: Water
Analytical Method: 122,537(M)
Analytical Date: 11/27/18 03:38
Analyst: AJ

Extraction Method: EPA 537
Extraction Date: 11/20/18 09:30

Parameter	Result	Qualifier	Units	RL	MDL	Dilution Factor
Perfluorinated Alkyl Acids by Isotope Dilution - Mansfield Lab						
Perfluorobutanoic Acid (PFBA)	ND		ng/l	1.85	0.346	1
Perfluoropentanoic Acid (PFPeA)	ND		ng/l	1.85	0.430	1
Perfluorobutanesulfonic Acid (PFBS)	ND		ng/l	1.85	0.352	1
Perfluorohexanoic Acid (PFHxA)	ND		ng/l	1.85	0.456	1
Perfluoroheptanoic Acid (PFHpA)	ND		ng/l	1.85	0.344	1
Perfluorohexanesulfonic Acid (PFHxS)	ND		ng/l	1.85	0.404	1
Perfluorooctanoic Acid (PFOA)	ND		ng/l	1.85	0.426	1
1H,1H,2H,2H-Perfluorooctanesulfonic Acid (6:2FTS)	ND		ng/l	1.85	0.180	1
Perfluoroheptanesulfonic Acid (PFHpS)	ND		ng/l	1.85	0.481	1
Perfluorononanoic Acid (PFNA)	ND		ng/l	1.85	0.404	1
Perfluorooctanesulfonic Acid (PFOS)	ND		ng/l	1.85	0.518	1
Perfluorodecanoic Acid (PFDA)	ND		ng/l	1.85	0.574	1
1H,1H,2H,2H-Perfluorodecanesulfonic Acid (8:2FTS)	ND		ng/l	1.85	0.269	1
N-Methyl Perfluorooctanesulfonamidoacetic Acid (NMeFOSAA)	ND		ng/l	1.85	0.232	1
Perfluoroundecanoic Acid (PFUnA)	ND		ng/l	1.85	0.392	1
Perfluorodecanesulfonic Acid (PFDS)	ND		ng/l	1.85	0.357	1
Perfluorooctanesulfonamide (FOSA)	ND		ng/l	1.85	0.515	1
N-Ethyl Perfluorooctanesulfonamidoacetic Acid (NEtFOSAA)	ND		ng/l	1.85	0.345	1
Perfluorododecanoic Acid (PFDoA)	ND		ng/l	1.85	0.548	1
Perfluorotridecanoic Acid (PFTrDA)	ND		ng/l	1.85	0.291	1
Perfluorotetradecanoic Acid (PFTA)	ND		ng/l	1.85	0.915	1

Project Name: SUPP RI SAMPING PROGRAMS
Project Number: 127981-012 SID 1.1

Lab Number: L1847309
Report Date: 12/04/18

SAMPLE RESULTS

Lab ID: L1847309-06
 Client ID: MW19B-111618-1200
 Sample Location: BATH, NEW YORK

Date Collected: 11/16/18 12:00
 Date Received: 11/16/18
 Field Prep: Not Specified

Sample Depth:

Parameter	Result	Qualifier	Units	RL	MDL	Dilution Factor
Perfluorinated Alkyl Acids by Isotope Dilution - Mansfield Lab						

Surrogate	% Recovery	Qualifier	Acceptance Criteria
Perfluoro[13C4]Butanoic Acid (MPFBA)	104		2-156
Perfluoro[13C5]Pentanoic Acid (M5PFPEA)	166		16-173
Perfluoro[2,3,4-13C3]Butanesulfonic Acid (M3PFBS)	108		31-159
Perfluoro[1,2,3,4,6-13C5]Hexanoic Acid (M5PFHxA)	94		21-145
Perfluoro[1,2,3,4-13C4]Heptanoic Acid (M4PFHpA)	100		30-139
Perfluoro[1,2,3-13C3]Hexanesulfonic Acid (M3PFHxS)	117		47-153
Perfluoro[13C8]Octanoic Acid (M8PFOA)	108		36-149
1H,1H,2H,2H-Perfluoro[1,2-13C2]Octanesulfonic Acid (M2-6:2FTS)	123		1-244
Perfluoro[13C9]Nonanoic Acid (M9PFNA)	108		34-146
Perfluoro[13C8]Octanesulfonic Acid (M8PFOS)	123		42-146
Perfluoro[1,2,3,4,5,6-13C6]Decanoic Acid (M6PFDA)	111		38-144
1H,1H,2H,2H-Perfluoro[1,2-13C2]Decanesulfonic Acid (M2-8:2FTS)	109		7-170
N-Deuteriomethylperfluoro-1-octanesulfonamidoacetic Acid (d3-NMeFOSAA)	78		1-181
Perfluoro[1,2,3,4,5,6,7-13C7]Undecanoic Acid (M7-PFUDA)	114		40-144
Perfluoro[13C8]Octanesulfonamide (M8FOSA)	23		1-87
N-Deuterioethylperfluoro-1-octanesulfonamidoacetic Acid (d5-NEtFOSAA)	76		23-146
Perfluoro[1,2-13C2]Dodecanoic Acid (MPFDOA)	101		24-161
Perfluoro[1,2-13C2]Tetradecanoic Acid (M2PFTEDA)	78		33-143

Project Name: SUPP RI SAMPING PROGRAMS
Project Number: 127981-012 SID 1.1

Lab Number: L1847309
Report Date: 12/04/18

SAMPLE RESULTS

Lab ID: L1847309-07
 Client ID: 4248-111618-0001
 Sample Location: BATH, NEW YORK

Date Collected: 11/16/18 00:00
 Date Received: 11/16/18
 Field Prep: Not Specified

Sample Depth:

Matrix: Water
 Analytical Method: 1,8270D-SIM
 Analytical Date: 11/29/18 20:56
 Analyst: MA

Extraction Method: EPA 3510C
 Extraction Date: 11/21/18 16:00

Parameter	Result	Qualifier	Units	RL	MDL	Dilution Factor
1,4 Dioxane by 8270D-SIM - Mansfield Lab						
1,4-Dioxane	ND		ng/l	147	73.5	1

Surrogate	% Recovery	Qualifier	Acceptance Criteria
1,4-Dioxane-d8	33		15-110

Project Name: SUPP RI SAMPING PROGRAMS
Project Number: 127981-012 SID 1.1

Lab Number: L1847309
Report Date: 12/04/18

SAMPLE RESULTS

Lab ID: L1847309-08
Client ID: 4248-111618-0002
Sample Location: BATH, NEW YORK

Date Collected: 11/16/18 00:00
Date Received: 11/16/18
Field Prep: Not Specified

Sample Depth:

Matrix: Water
Analytical Method: 122,537(M)
Analytical Date: 11/27/18 03:55
Analyst: AJ

Extraction Method: EPA 537
Extraction Date: 11/20/18 09:30

Parameter	Result	Qualifier	Units	RL	MDL	Dilution Factor
Perfluorinated Alkyl Acids by Isotope Dilution - Mansfield Lab						
Perfluorobutanoic Acid (PFBA)	ND		ng/l	1.85	0.346	1
Perfluoropentanoic Acid (PFPeA)	ND		ng/l	1.85	0.430	1
Perfluorobutanesulfonic Acid (PFBS)	ND		ng/l	1.85	0.352	1
Perfluorohexanoic Acid (PFHxA)	ND		ng/l	1.85	0.456	1
Perfluoroheptanoic Acid (PFHpA)	ND		ng/l	1.85	0.344	1
Perfluorohexanesulfonic Acid (PFHxS)	ND		ng/l	1.85	0.404	1
Perfluorooctanoic Acid (PFOA)	ND		ng/l	1.85	0.426	1
1H,1H,2H,2H-Perfluorooctanesulfonic Acid (6:2FTS)	ND		ng/l	1.85	0.180	1
Perfluoroheptanesulfonic Acid (PFHpS)	ND		ng/l	1.85	0.481	1
Perfluorononanoic Acid (PFNA)	ND		ng/l	1.85	0.404	1
Perfluorooctanesulfonic Acid (PFOS)	ND		ng/l	1.85	0.518	1
Perfluorodecanoic Acid (PFDA)	ND		ng/l	1.85	0.574	1
1H,1H,2H,2H-Perfluorodecanesulfonic Acid (8:2FTS)	ND		ng/l	1.85	0.269	1
N-Methyl Perfluorooctanesulfonamidoacetic Acid (NMeFOSAA)	ND		ng/l	1.85	0.232	1
Perfluoroundecanoic Acid (PFUnA)	ND		ng/l	1.85	0.392	1
Perfluorodecanesulfonic Acid (PFDS)	ND		ng/l	1.85	0.357	1
Perfluorooctanesulfonamide (FOSA)	ND		ng/l	1.85	0.515	1
N-Ethyl Perfluorooctanesulfonamidoacetic Acid (NEtFOSAA)	ND		ng/l	1.85	0.345	1
Perfluorododecanoic Acid (PFDoA)	ND		ng/l	1.85	0.548	1
Perfluorotridecanoic Acid (PFTrDA)	ND		ng/l	1.85	0.291	1
Perfluorotetradecanoic Acid (PFTA)	ND		ng/l	1.85	0.915	1

Project Name: SUPP RI SAMPING PROGRAMS
Project Number: 127981-012 SID 1.1

Lab Number: L1847309
Report Date: 12/04/18

SAMPLE RESULTS

Lab ID: L1847309-08
 Client ID: 4248-111618-0002
 Sample Location: BATH, NEW YORK

Date Collected: 11/16/18 00:00
 Date Received: 11/16/18
 Field Prep: Not Specified

Sample Depth:

Parameter	Result	Qualifier	Units	RL	MDL	Dilution Factor
Perfluorinated Alkyl Acids by Isotope Dilution - Mansfield Lab						

Surrogate	% Recovery	Qualifier	Acceptance Criteria
Perfluoro[13C4]Butanoic Acid (MPFBA)	122		2-156
Perfluoro[13C5]Pentanoic Acid (M5PFPEA)	196	Q	16-173
Perfluoro[2,3,4-13C3]Butanesulfonic Acid (M3PFBS)	103		31-159
Perfluoro[1,2,3,4,6-13C5]Hexanoic Acid (M5PFHxA)	99		21-145
Perfluoro[1,2,3,4-13C4]Heptanoic Acid (M4PFHpA)	106		30-139
Perfluoro[1,2,3-13C3]Hexanesulfonic Acid (M3PFHxS)	118		47-153
Perfluoro[13C8]Octanoic Acid (M8PFOA)	117		36-149
1H,1H,2H,2H-Perfluoro[1,2-13C2]Octanesulfonic Acid (M2-6:2FTS)	142		1-244
Perfluoro[13C9]Nonanoic Acid (M9PFNA)	120		34-146
Perfluoro[13C8]Octanesulfonic Acid (M8PFOS)	123		42-146
Perfluoro[1,2,3,4,5,6-13C6]Decanoic Acid (M6PFDA)	117		38-144
1H,1H,2H,2H-Perfluoro[1,2-13C2]Decanesulfonic Acid (M2-8:2FTS)	120		7-170
N-Deuteriomethylperfluoro-1-octanesulfonamidoacetic Acid (d3-NMeFOSAA)	90		1-181
Perfluoro[1,2,3,4,5,6,7-13C7]Undecanoic Acid (M7-PFUDA)	117		40-144
Perfluoro[13C8]Octanesulfonamide (M8FOSA)	38		1-87
N-Deuterioethylperfluoro-1-octanesulfonamidoacetic Acid (d5-NEtFOSAA)	76		23-146
Perfluoro[1,2-13C2]Dodecanoic Acid (MPFDOA)	107		24-161
Perfluoro[1,2-13C2]Tetradecanoic Acid (M2PFTEDA)	79		33-143

Project Name: SUPP RI SAMPLING PROGRAMS
Project Number: 127981-012 SID 1.1

Lab Number: L1847309
Report Date: 12/04/18

Method Blank Analysis
Batch Quality Control

Analytical Method: 122,537(M)
Analytical Date: 11/26/18 22:24
Analyst: AJ

Extraction Method: EPA 537
Extraction Date: 11/20/18 09:30

Parameter	Result	Qualifier	Units	RL	MDL
Perfluorinated Alkyl Acids by Isotope Dilution - Mansfield Lab for sample(s): 01-06,08 Batch: WG1181341-1					
Perfluorobutanoic Acid (PFBA)	ND		ng/l	2.00	0.373
Perfluoropentanoic Acid (PFPeA)	ND		ng/l	2.00	0.464
Perfluorobutanesulfonic Acid (PFBS)	ND		ng/l	2.00	0.380
Perfluorohexanoic Acid (PFHxA)	ND		ng/l	2.00	0.492
Perfluoroheptanoic Acid (PFHpA)	ND		ng/l	2.00	0.372
Perfluorohexanesulfonic Acid (PFHxS)	ND		ng/l	2.00	0.436
Perfluorooctanoic Acid (PFOA)	ND		ng/l	2.00	0.460
1H,1H,2H,2H-Perfluorooctanesulfonic Acid (6:2FTS)	ND		ng/l	2.00	0.194
Perfluoroheptanesulfonic Acid (PFHpS)	ND		ng/l	2.00	0.520
Perfluorononanoic Acid (PFNA)	ND		ng/l	2.00	0.436
Perfluorooctanesulfonic Acid (PFOS)	ND		ng/l	2.00	0.560
Perfluorodecanoic Acid (PFDA)	ND		ng/l	2.00	0.620
1H,1H,2H,2H-Perfluorodecanesulfonic Acid (8:2FTS)	ND		ng/l	2.00	0.291
N-Methyl Perfluorooctanesulfonamidoacetic Acid (NMeFOSAA)	ND		ng/l	2.00	0.250
Perfluoroundecanoic Acid (PFUnA)	ND		ng/l	2.00	0.424
Perfluorodecanesulfonic Acid (PFDS)	ND		ng/l	2.00	0.386
Perfluorooctanesulfonamide (FOSA)	ND		ng/l	2.00	0.556
N-Ethyl Perfluorooctanesulfonamidoacetic Acid (NEtFOSAA)	ND		ng/l	2.00	0.373
Perfluorododecanoic Acid (PFDoA)	ND		ng/l	2.00	0.592
Perfluorotridecanoic Acid (PFTrDA)	ND		ng/l	2.00	0.314
Perfluorotetradecanoic Acid (PFTA)	ND		ng/l	2.00	0.988

Project Name: SUPP RI SAMPING PROGRAMS
Project Number: 127981-012 SID 1.1

Lab Number: L1847309
Report Date: 12/04/18

Method Blank Analysis
Batch Quality Control

Analytical Method: 122,537(M)
Analytical Date: 11/26/18 22:24
Analyst: AJ

Extraction Method: EPA 537
Extraction Date: 11/20/18 09:30

Parameter	Result	Qualifier	Units	RL	MDL
Perfluorinated Alkyl Acids by Isotope Dilution - Mansfield Lab for sample(s): 01-06,08 Batch: WG1181341-1					

Surrogate	%Recovery	Qualifier	Acceptance Criteria
Perfluoro[13C4]Butanoic Acid (MPFBA)	115		2-156
Perfluoro[13C5]Pentanoic Acid (M5PFPEA)	155		16-173
Perfluoro[2,3,4-13C3]Butanesulfonic Acid (M3PFBS)	112		31-159
Perfluoro[1,2,3,4,6-13C5]Hexanoic Acid (M5PFHxA)	110		21-145
Perfluoro[1,2,3,4-13C4]Heptanoic Acid (M4PFHpA)	106		30-139
Perfluoro[1,2,3-13C3]Hexanesulfonic Acid (M3PFHxS)	119		47-153
Perfluoro[13C8]Octanoic Acid (M8PFOA)	110		36-149
1H,1H,2H,2H-Perfluoro[1,2-13C2]Octanesulfonic Acid (M2-6:2FTS)	96		1-244
Perfluoro[13C9]Nonanoic Acid (M9PFNA)	104		34-146
Perfluoro[13C8]Octanesulfonic Acid (M8PFOS)	103		42-146
Perfluoro[1,2,3,4,5,6-13C6]Decanoic Acid (M6PFDA)	99		38-144
1H,1H,2H,2H-Perfluoro[1,2-13C2]Decanesulfonic Acid (M2-8:2FTS)	108		7-170
N-Deuteriomethylperfluoro-1-octanesulfonamidoacetic Acid (d3-NMeFOSAA)	85		1-181
Perfluoro[1,2,3,4,5,6,7-13C7]Undecanoic Acid (M7-PFUDA)	98		40-144
Perfluoro[13C8]Octanesulfonamide (M8FOSA)	56		1-87
N-Deuterioethylperfluoro-1-octanesulfonamidoacetic Acid (d5-NEtFOSAA)	89		23-146
Perfluoro[1,2-13C2]Dodecanoic Acid (MPFDOA)	88		24-161
Perfluoro[1,2-13C2]Tetradecanoic Acid (M2PFTEDA)	73		33-143

Project Name: SUPP RI SAMPING PROGRAMS**Lab Number:** L1847309**Project Number:** 127981-012 SID 1.1**Report Date:** 12/04/18**Method Blank Analysis
Batch Quality Control**

Analytical Method: 1,8270D-SIM
 Analytical Date: 11/29/18 14:12
 Analyst: MA

Extraction Method: EPA 3510C
 Extraction Date: 11/21/18 16:00

Parameter	Result	Qualifier	Units	RL	MDL
1,4 Dioxane by 8270D-SIM - Mansfield Lab for sample(s): 01-07 Batch: WG1181979-1					
1,4-Dioxane	ND		ng/l	150	75.0

Surrogate	%Recovery	Qualifier	Acceptance Criteria
1,4-Dioxane-d8	24		15-110

Lab Control Sample Analysis

Batch Quality Control

Project Name: SUPP RI SAMPING PROGRAMS

Lab Number: L1847309

Project Number: 127981-012 SID 1.1

Report Date: 12/04/18

Parameter	LCS %Recovery	Qual	LCSD %Recovery	Qual	%Recovery Limits	RPD	Qual	RPD Limits
Perfluorinated Alkyl Acids by Isotope Dilution - Mansfield Lab Associated sample(s): 01-06,08 Batch: WG1181341-2 WG1181341-3								
Perfluorobutanoic Acid (PFBA)	108		102		67-148	6		30
Perfluoropentanoic Acid (PFPeA)	110		103		63-161	7		30
Perfluorobutanesulfonic Acid (PFBS)	114		108		65-157	5		30
Perfluorohexanoic Acid (PFHxA)	113		107		69-168	5		30
Perfluoroheptanoic Acid (PFHpA)	102		96		58-159	6		30
Perfluorohexanesulfonic Acid (PFHxS)	111		97		69-177	13		30
Perfluorooctanoic Acid (PFOA)	102		98		63-159	4		30
1H,1H,2H,2H-Perfluorooctanesulfonic Acid (6:2FTS)	117		100		49-187	16		30
Perfluoroheptanesulfonic Acid (PFHpS)	116		116		61-179	0		30
Perfluorononanoic Acid (PFNA)	107		100		68-171	7		30
Perfluorooctanesulfonic Acid (PFOS)	90		88		52-151	2		30
Perfluorodecanoic Acid (PFDA)	111		104		63-171	7		30
1H,1H,2H,2H-Perfluorodecanesulfonic Acid (8:2FTS)	128		112		56-173	13		30
N-Methyl Perfluorooctanesulfonamidoacetic Acid (NMeFOSAA)	104		100		60-166	4		30
Perfluoroundecanoic Acid (PFUnA)	104		101		60-153	3		30
Perfluorodecanesulfonic Acid (PFDS)	88		88		38-156	0		30
Perfluorooctanesulfonamide (FOSA)	96		92		46-170	4		30
N-Ethyl Perfluorooctanesulfonamidoacetic Acid (NEtFOSAA)	102		98		45-170	4		30
Perfluorododecanoic Acid (PFDoA)	106		103		67-153	3		30
Perfluorotridecanoic Acid (PFTrDA)	98		94		48-158	4		30
Perfluorotetradecanoic Acid (PFTA)	114		104		59-182	9		30

Lab Control Sample Analysis

Batch Quality Control

Project Name: SUPP RI SAMPING PROGRAMS

Lab Number: L1847309

Project Number: 127981-012 SID 1.1

Report Date: 12/04/18

Parameter	LCS		LCSD		%Recovery		RPD	
	%Recovery	Qual	%Recovery	Qual	Limits	RPD	Qual	Limits
Perfluorinated Alkyl Acids by Isotope Dilution - Mansfield Lab Associated sample(s): 01-06,08 Batch: WG1181341-2 WG1181341-3								

Surrogate	LCS		LCSD		Acceptance Criteria
	%Recovery	Qual	%Recovery	Qual	
Perfluoro[13C4]Butanoic Acid (MPFBA)	114		118		2-156
Perfluoro[13C5]Pentanoic Acid (M5PFPEA)	149		151		16-173
Perfluoro[2,3,4-13C3]Butanesulfonic Acid (M3PFBS)	116		123		31-159
Perfluoro[1,2,3,4,6-13C5]Hexanoic Acid (M5PFHxA)	109		114		21-145
Perfluoro[1,2,3,4-13C4]Heptanoic Acid (M4PFHpA)	105		107		30-139
Perfluoro[1,2,3-13C3]Hexanesulfonic Acid (M3PFHxS)	120		125		47-153
Perfluoro[13C8]Octanoic Acid (M8PFOA)	111		110		36-149
1H,1H,2H,2H-Perfluoro[1,2-13C2]Octanesulfonic Acid (M2-6:2FTS)	119		138		1-244
Perfluoro[13C9]Nonanoic Acid (M9PFNA)	109		108		34-146
Perfluoro[13C8]Octanesulfonic Acid (M8PFOS)	112		111		42-146
Perfluoro[1,2,3,4,5,6-13C6]Decanoic Acid (M6PFDA)	109		105		38-144
1H,1H,2H,2H-Perfluoro[1,2-13C2]Decanesulfonic Acid (M2-8:2FTS)	115		125		7-170
N-Deuteriomethylperfluoro-1-octanesulfonamidoacetic Acid (d3-NMeFOSAA)	95		93		1-181
Perfluoro[1,2,3,4,5,6,7-13C7]Undecanoic Acid (M7-PFUDA)	108		105		40-144
Perfluoro[13C8]Octanesulfonamide (M8FOSA)	57		60		1-87
N-Deuterioethylperfluoro-1-octanesulfonamidoacetic Acid (d5-NEtFOSAA)	96		99		23-146
Perfluoro[1,2-13C2]Dodecanoic Acid (MPFDOA)	99		99		24-161
Perfluoro[1,2-13C2]Tetradecanoic Acid (M2PFTEDA)	75		79		33-143

Lab Control Sample Analysis Batch Quality Control

Project Name: SUPP RI SAMPING PROGRAMS
Project Number: 127981-012 SID 1.1

Lab Number: L1847309
Report Date: 12/04/18

Parameter	LCS %Recovery	Qual	LCSD %Recovery	Qual	%Recovery Limits	RPD	Qual	RPD Limits
1,4 Dioxane by 8270D-SIM - Mansfield Lab Associated sample(s): 01-07 Batch: WG1181979-2 WG1181979-3								
1,4-Dioxane	117		117		40-140	0		30

Surrogate	LCS %Recovery	Qual	LCSD %Recovery	Qual	Acceptance Criteria
1,4-Dioxane-d8	25		26		15-110

Matrix Spike Analysis

Batch Quality Control

Project Name: SUPP RI SAMPING PROGRAMS

Lab Number: L1847309

Project Number: 127981-012 SID 1.1

Report Date: 12/04/18

Parameter	Native Sample	MS Added	MS Found	MS %Recovery	Qual	MSD Found	MSD %Recovery	Qual	Recovery Limits	RPD	Qual	RPD Limits
Perfluorinated Alkyl Acids by Isotope Dilution - Mansfield Lab Associated sample(s): 01-06,08 QC Batch ID: WG1181341-6 WG1181341-7 QC Sample: L1847309-03 Client ID: MW03B-111618-1230												
Perfluorobutanoic Acid (PFBA)	0.813J	38.2	40.9	107		41.7	108		67-148	2		30
Perfluoropentanoic Acid (PFPeA)	ND	38.2	40.3	106		41.6	108		63-161	3		30
Perfluorobutanesulfonic Acid (PFBS)	ND	38.2	42.5	111		42.7	111		65-157	0		30
Perfluorohexanoic Acid (PFHxA)	ND	38.2	41.9	110		43.5	113		69-168	4		30
Perfluoroheptanoic Acid (PFHpA)	ND	38.2	38.4	101		39.3	102		58-159	2		30
Perfluorohexanesulfonic Acid (PFHxS)	ND	38.2	40.6	106		41.7	108		69-177	3		30
Perfluorooctanoic Acid (PFOA)	ND	38.2	40.1	105		40.0	104		63-159	0		30
1H,1H,2H,2H-Perfluorooctanesulfonic Acid (6:2FTS)	ND	38.2	44.4	116		40.5	105		49-187	9		30
Perfluoroheptanesulfonic Acid (PFHpS)	ND	38.2	45.0	118		43.4	113		61-179	4		30
Perfluorononanoic Acid (PFNA)	ND	38.2	41.1	108		42.2	110		68-171	3		30
Perfluorooctanesulfonic Acid (PFOS)	ND	38.2	38.0	100		37.1	96		52-151	2		30
Perfluorodecanoic Acid (PFDA)	ND	38.2	40.0	105		44.1	115		63-171	10		30
1H,1H,2H,2H-Perfluorodecanesulfonic Acid (8:2FTS)	ND	38.2	42.3	111		43.5	113		56-173	3		30
N-Methyl Perfluorooctanesulfonamidoacetic Acid (NMeFOSAA)	ND	38.2	39.2	103		38.7	101		60-166	1		30
Perfluoroundecanoic Acid (PFUnA)	ND	38.2	37.7	99		40.0	104		60-153	6		30
Perfluorodecanesulfonic Acid (PFDS)	ND	38.2	29.7	78		32.4	84		38-156	9		30
Perfluorooctanesulfonamide (FOSA)	ND	38.2	33.3	87		38.7	101		46-170	15		30
N-Ethyl Perfluorooctanesulfonamidoacetic Acid (NEtFOSAA)	ND	38.2	40.6	106		35.9	93		45-170	12		30
Perfluorododecanoic Acid (PFDoA)	ND	38.2	39.1	102		41.5	108		67-153	6		30
Perfluorotridecanoic Acid (PFTrDA)	ND	38.2	36.9	97		39.9	104		48-158	8		30
Perfluorotetradecanoic Acid (PFTTA)	ND	38.2	42.7	112		42.5	111		59-182	0		30

Matrix Spike Analysis

Batch Quality Control

Project Name: SUPP RI SAMPING PROGRAMS

Lab Number: L1847309

Project Number: 127981-012 SID 1.1

Report Date: 12/04/18

<i>Parameter</i>	<i>Native Sample</i>	<i>MS Added</i>	<i>MS Found</i>	<i>MS %Recovery</i>	<i>Qual</i>	<i>MSD Found</i>	<i>MSD %Recovery</i>	<i>Qual</i>	<i>Recovery Limits</i>	<i>RPD</i>	<i>Qual</i>	<i>RPD Limits</i>
------------------	----------------------	-----------------	-----------------	---------------------	-------------	------------------	----------------------	-------------	------------------------	------------	-------------	-------------------

Perfluorinated Alkyl Acids by Isotope Dilution - Mansfield Lab Associated sample(s): 01-06,08 QC Batch ID: WG1181341-6 WG1181341-7 QC Sample: L1847309-03 Client ID: MW03B-111618-1230

<i>Surrogate</i>	<i>MS</i>		<i>MSD</i>		<i>Acceptance Criteria</i>
	<i>% Recovery</i>	<i>Qualifier</i>	<i>% Recovery</i>	<i>Qualifier</i>	
1H,1H,2H,2H-Perfluoro[1,2-13C2]Decanesulfonic Acid (M2-8:2FTS)	121		109		7-170
1H,1H,2H,2H-Perfluoro[1,2-13C2]Octanesulfonic Acid (M2-6:2FTS)	114		127		1-244
N-Deuterioethylperfluoro-1-octanesulfonamidoacetic Acid (d5-NEtFOSAA)	82		84		23-146
N-Deuteriomethylperfluoro-1-octanesulfonamidoacetic Acid (d3-NMeFOSAA)	88		90		1-181
Perfluoro[1,2,3,4,5,6,7-13C7]Undecanoic Acid (M7-PFUDA)	109		109		40-144
Perfluoro[1,2,3,4,5,6-13C6]Decanoic Acid (M6PFDA)	110		108		38-144
Perfluoro[1,2,3,4,6-13C5]Hexanoic Acid (M5PFHxA)	104		103		21-145
Perfluoro[1,2,3,4-13C4]Heptanoic Acid (M4PFHpA)	105		105		30-139
Perfluoro[1,2,3-13C3]Hexanesulfonic Acid (M3PFHxS)	117		116		47-153
Perfluoro[1,2-13C2]Dodecanoic Acid (MPFDOA)	101		97		24-161
Perfluoro[1,2-13C2]Tetradecanoic Acid (M2PFTEDA)	79		79		33-143
Perfluoro[13C4]Butanoic Acid (MPFBA)	115		113		2-156
Perfluoro[13C5]Pentanoic Acid (M5PFPEA)	187	Q	181	Q	16-173
Perfluoro[13C8]Octanesulfonamide (M8FOSA)	46		39		1-87
Perfluoro[13C8]Octanesulfonic Acid (M8PFOS)	108		116		42-146
Perfluoro[13C8]Octanoic Acid (M8PFOA)	111		113		36-149
Perfluoro[13C9]Nonanoic Acid (M9PFNA)	109		110		34-146
Perfluoro[2,3,4-13C3]Butanesulfonic Acid (M3PFBS)	108		105		31-159

Project Name: SUPP RI SAMPING PROGRAMS**Lab Number:** L1847309**Project Number:** 127981-012 SID 1.1**Report Date:** 12/04/18**Sample Receipt and Container Information**

Were project specific reporting limits specified?

YES

Cooler Information

Cooler	Custody Seal
A	Absent
B	Absent

Container Information

Container ID	Container Type	Cooler	Initial pH	Final pH	Temp deg C	Pres	Seal	Frozen Date/Time	Analysis(*)
L1847309-01A	Amber 500ml unpreserved	A	7	7	3.9	Y	Absent		A2-1,4-DIOXANE-SIM(7)
L1847309-01B	Amber 500ml unpreserved	A	7	7	3.9	Y	Absent		A2-1,4-DIOXANE-SIM(7)
L1847309-01C	2 Plastic/1 Plastic/1 H2O Plastic	B	NA		2.5	Y	Absent		A2-NY-537-ISOTOPE(14)
L1847309-01D	2 Plastic/1 Plastic/1 H2O Plastic	B	NA		2.5	Y	Absent		A2-NY-537-ISOTOPE(14)
L1847309-02A	Amber 500ml unpreserved	A	7	7	3.9	Y	Absent		A2-1,4-DIOXANE-SIM(7)
L1847309-02B	Amber 500ml unpreserved	A	7	7	3.9	Y	Absent		A2-1,4-DIOXANE-SIM(7)
L1847309-02C	2 Plastic/1 Plastic/1 H2O Plastic	B	NA		2.5	Y	Absent		A2-NY-537-ISOTOPE(14)
L1847309-02D	2 Plastic/1 Plastic/1 H2O Plastic	B	NA		2.5	Y	Absent		A2-NY-537-ISOTOPE(14)
L1847309-03A	Amber 500ml unpreserved	A	7	7	3.9	Y	Absent		A2-1,4-DIOXANE-SIM(7)
L1847309-03B	Amber 500ml unpreserved	A	7	7	3.9	Y	Absent		A2-1,4-DIOXANE-SIM(7)
L1847309-03C	2 Plastic/1 Plastic/1 H2O Plastic	B	NA		2.5	Y	Absent		A2-NY-537-ISOTOPE(14)
L1847309-03D	2 Plastic/1 Plastic/1 H2O Plastic	B	NA		2.5	Y	Absent		A2-NY-537-ISOTOPE(14)
L1847309-03E	2 Plastic/1 Plastic/1 H2O Plastic	B	NA		2.5	Y	Absent		A2-NY-537-ISOTOPE(14)
L1847309-03F	2 Plastic/1 Plastic/1 H2O Plastic	B	NA		2.5	Y	Absent		A2-NY-537-ISOTOPE(14)
L1847309-03G	2 Plastic/1 Plastic/1 H2O Plastic	B	NA		2.5	Y	Absent		A2-NY-537-ISOTOPE(14)
L1847309-03H	2 Plastic/1 Plastic/1 H2O Plastic	B	NA		2.5	Y	Absent		A2-NY-537-ISOTOPE(14)
L1847309-04A	Amber 500ml unpreserved	A	7	7	3.9	Y	Absent		A2-1,4-DIOXANE-SIM(7)
L1847309-04B	Amber 500ml unpreserved	A	7	7	3.9	Y	Absent		A2-1,4-DIOXANE-SIM(7)
L1847309-04C	2 Plastic/1 Plastic/1 H2O Plastic	B	NA		2.5	Y	Absent		A2-NY-537-ISOTOPE(14)
L1847309-04D	2 Plastic/1 Plastic/1 H2O Plastic	B	NA		2.5	Y	Absent		A2-NY-537-ISOTOPE(14)
L1847309-05A	Amber 500ml unpreserved	A	7	7	3.9	Y	Absent		A2-1,4-DIOXANE-SIM(7)
L1847309-05B	Amber 500ml unpreserved	A	7	7	3.9	Y	Absent		A2-1,4-DIOXANE-SIM(7)

Project Name: SUPP RI SAMPLING PROGRAMS**Lab Number:** L1847309**Project Number:** 127981-012 SID 1.1**Report Date:** 12/04/18**Container Information**

Container ID	Container Type	Cooler	Initial pH	Final pH	Temp deg C	Pres	Seal	Frozen Date/Time	Analysis(*)
L1847309-05C	2 Plastic/1 Plastic/1 H2O Plastic	B	NA		2.5	Y	Absent		A2-NY-537-ISOTOPE(14)
L1847309-05D	2 Plastic/1 Plastic/1 H2O Plastic	B	NA		2.5	Y	Absent		A2-NY-537-ISOTOPE(14)
L1847309-06A	Amber 500ml unpreserved	A	7	7	3.9	Y	Absent		A2-1,4-DIOXANE-SIM(7)
L1847309-06B	Amber 500ml unpreserved	A	7	7	3.9	Y	Absent		A2-1,4-DIOXANE-SIM(7)
L1847309-06C	2 Plastic/1 Plastic/1 H2O Plastic	B	NA		2.5	Y	Absent		A2-NY-537-ISOTOPE(14)
L1847309-06D	2 Plastic/1 Plastic/1 H2O Plastic	B	NA		2.5	Y	Absent		A2-NY-537-ISOTOPE(14)
L1847309-07A	Amber 500ml unpreserved	A	7	7	3.9	Y	Absent		A2-1,4-DIOXANE-SIM(7)
L1847309-07B	Amber 500ml unpreserved	A	7	7	3.9	Y	Absent		A2-1,4-DIOXANE-SIM(7)
L1847309-08A	2 Plastic/1 Plastic/1 H2O Plastic	A	NA		3.9	Y	Absent		A2-NY-537-ISOTOPE(14)

Project Name: SUPP RI SAMPLING PROGRAMS
Project Number: 127981-012 SID 1.1

Lab Number: L1847309
Report Date: 12/04/18

GLOSSARY

Acronyms

EDL	- Estimated Detection Limit: This value represents the level to which target analyte concentrations are reported as estimated values, when those target analyte concentrations are quantified below the reporting limit (RL). The EDL includes any adjustments from dilutions, concentrations or moisture content, where applicable. The use of EDLs is specific to the analysis of PAHs using Solid-Phase Microextraction (SPME).
EMPC	- Estimated Maximum Possible Concentration: The concentration that results from the signal present at the retention time of an analyte when the ions meet all of the identification criteria except the ion abundance ratio criteria. An EMPC is a worst-case estimate of the concentration.
EPA	- Environmental Protection Agency.
LCS	- Laboratory Control Sample: A sample matrix, free from the analytes of interest, spiked with verified known amounts of analytes or a material containing known and verified amounts of analytes.
LCSD	- Laboratory Control Sample Duplicate: Refer to LCS.
LFB	- Laboratory Fortified Blank: A sample matrix, free from the analytes of interest, spiked with verified known amounts of analytes or a material containing known and verified amounts of analytes.
MDL	- Method Detection Limit: This value represents the level to which target analyte concentrations are reported as estimated values, when those target analyte concentrations are quantified below the reporting limit (RL). The MDL includes any adjustments from dilutions, concentrations or moisture content, where applicable.
MS	- Matrix Spike Sample: A sample prepared by adding a known mass of target analyte to a specified amount of matrix sample for which an independent estimate of target analyte concentration is available.
MSD	- Matrix Spike Sample Duplicate: Refer to MS.
NA	- Not Applicable.
NC	- Not Calculated: Term is utilized when one or more of the results utilized in the calculation are non-detect at the parameter's reporting unit.
NDPA/DPA	- N-Nitrosodiphenylamine/Diphenylamine.
NI	- Not Ignitable.
NP	- Non-Plastic: Term is utilized for the analysis of Atterberg Limits in soil.
RL	- Reporting Limit: The value at which an instrument can accurately measure an analyte at a specific concentration. The RL includes any adjustments from dilutions, concentrations or moisture content, where applicable.
RPD	- Relative Percent Difference: The results from matrix and/or matrix spike duplicates are primarily designed to assess the precision of analytical results in a given matrix and are expressed as relative percent difference (RPD). Values which are less than five times the reporting limit for any individual parameter are evaluated by utilizing the absolute difference between the values; although the RPD value will be provided in the report.
SRM	- Standard Reference Material: A reference sample of a known or certified value that is of the same or similar matrix as the associated field samples.
STLP	- Semi-dynamic Tank Leaching Procedure per EPA Method 1315.
TEF	- Toxic Equivalency Factors: The values assigned to each dioxin and furan to evaluate their toxicity relative to 2,3,7,8-TCDD.
TEQ	- Toxic Equivalent: The measure of a sample's toxicity derived by multiplying each dioxin and furan by its corresponding TEF and then summing the resulting values.
TIC	- Tentatively Identified Compound: A compound that has been identified to be present and is not part of the target compound list (TCL) for the method and/or program. All TICs are qualitatively identified and reported as estimated concentrations.

Footnotes

- 1 - The reference for this analyte should be considered modified since this analyte is absent from the target analyte list of the original method.

Terms

Analytical Method: Both the document from which the method originates and the analytical reference method. (Example: EPA 8260B is shown as 1,8260B.) The codes for the reference method documents are provided in the References section of the Addendum.

Final pH: As it pertains to Sample Receipt & Container Information section of the report, Final pH reflects pH of container determined after adjustment at the laboratory, if applicable. If no adjustment required, value reflects Initial pH.

Frozen Date/Time: With respect to Volatile Organics in soil, Frozen Date/Time reflects the date/time at which associated Reagent Water-preserved vials were initially frozen. Note: If frozen date/time is beyond 48 hours from sample collection, value will be reflected in 'bold'.

Initial pH: As it pertains to Sample Receipt & Container Information section of the report, Initial pH reflects pH of container determined upon receipt, if applicable.

Total: With respect to Organic analyses, a 'Total' result is defined as the summation of results for individual isomers or Aroclors. If a 'Total' result is requested, the results of its individual components will also be reported. This is applicable to 'Total' results for methods 8260, 8081 and 8082.

Report Format: DU Report with 'J' Qualifiers



Project Name: SUPP RI SAMPLING PROGRAMS
Project Number: 127981-012 SID 1.1

Lab Number: L1847309
Report Date: 12/04/18

Data Qualifiers

- A** - Spectra identified as "Aldol Condensation Product".
- B** - The analyte was detected above the reporting limit in the associated method blank. Flag only applies to associated field samples that have detectable concentrations of the analyte at less than ten times (10x) the concentration found in the blank. For MCP-related projects, flag only applies to associated field samples that have detectable concentrations of the analyte at less than ten times (10x) the concentration found in the blank. For DOD-related projects, flag only applies to associated field samples that have detectable concentrations of the analyte at less than ten times (10x) the concentration found in the blank AND the analyte was detected above one-half the reporting limit (or above the reporting limit for common lab contaminants) in the associated method blank. For NJ-Air-related projects, flag only applies to associated field samples that have detectable concentrations of the analyte above the reporting limit. For NJ-related projects (excluding Air), flag only applies to associated field samples that have detectable concentrations of the analyte, which was detected above the reporting limit in the associated method blank or above five times the reporting limit for common lab contaminants (Phthalates, Acetone, Methylene Chloride, 2-Butanone).
- C** - Co-elution: The target analyte co-elutes with a known lab standard (i.e. surrogate, internal standards, etc.) for co-extracted analyses.
- D** - Concentration of analyte was quantified from diluted analysis. Flag only applies to field samples that have detectable concentrations of the analyte.
- E** - Concentration of analyte exceeds the range of the calibration curve and/or linear range of the instrument.
- G** - The concentration may be biased high due to matrix interferences (i.e. co-elution) with non-target compound(s). The result should be considered estimated.
- H** - The analysis of pH was performed beyond the regulatory-required holding time of 15 minutes from the time of sample collection.
- I** - The lower value for the two columns has been reported due to obvious interference.
- M** - Reporting Limit (RL) exceeds the MCP CAM Reporting Limit for this analyte.
- NJ** - Presumptive evidence of compound. This represents an estimated concentration for Tentatively Identified Compounds (TICs), where the identification is based on a mass spectral library search.
- P** - The RPD between the results for the two columns exceeds the method-specified criteria.
- Q** - The quality control sample exceeds the associated acceptance criteria. For DOD-related projects, LCS and/or Continuing Calibration Standard exceedances are also qualified on all associated sample results. Note: This flag is not applicable for matrix spike recoveries when the sample concentration is greater than 4x the spike added or for batch duplicate RPD when the sample concentrations are less than 5x the RL. (Metals only.)
- R** - Analytical results are from sample re-analysis.
- RE** - Analytical results are from sample re-extraction.
- S** - Analytical results are from modified screening analysis.
- J** - Estimated value. The Target analyte concentration is below the quantitation limit (RL), but above the Method Detection Limit (MDL) or Estimated Detection Limit (EDL) for SPME-related analyses. This represents an estimated concentration for Tentatively Identified Compounds (TICs).
- ND** - Not detected at the method detection limit (MDL) for the sample, or estimated detection limit (EDL) for SPME-related analyses.

Report Format: DU Report with 'J' Qualifiers



Project Name: SUPP RI SAMPIING PROGRAMS
Project Number: 127981-012 SID 1.1

Lab Number: L1847309
Report Date: 12/04/18

REFERENCES

- 1 Test Methods for Evaluating Solid Waste: Physical/Chemical Methods. EPA SW-846. Third Edition. Updates I - IV, 2007.
- 122 Determination of Selected Perfluorinated Alkyl Acids in Drinking Water by Solid Phase Extraction and Liquid Chromatography/Tandem Mass Spectrometry (LC/MS/MS). EPA Method 537, EPA/600/R-08/092. Version 1.1, September 2009.

LIMITATION OF LIABILITIES

Alpha Analytical performs services with reasonable care and diligence normal to the analytical testing laboratory industry. In the event of an error, the sole and exclusive responsibility of Alpha Analytical shall be to re-perform the work at it's own expense. In no event shall Alpha Analytical be held liable for any incidental, consequential or special damages, including but not limited to, damages in any way connected with the use of, interpretation of, information or analysis provided by Alpha Analytical.

We strongly urge our clients to comply with EPA protocol regarding sample volume, preservation, cooling, containers, sampling procedures, holding time and splitting of samples in the field.



Certification Information

The following analytes are not included in our Primary NELAP Scope of Accreditation:

Westborough Facility

EPA 624/624.1: m/p-xylene, o-xylene

EPA 8260C: NPW: 1,2,4,5-Tetramethylbenzene; 4-Ethyltoluene, Azobenzene; SCM: Iodomethane (methyl iodide), Methyl methacrylate, 1,2,4,5-Tetramethylbenzene; 4-Ethyltoluene.

EPA 8270D: NPW: Dimethylnaphthalene, 1,4-Diphenylhydrazine; SCM: Dimethylnaphthalene, 1,4-Diphenylhydrazine.

EPA 6860: SCM: Perchlorate

SM4500: NPW: Amenable Cyanide; SCM: Total Phosphorus, TKN, NO₂, NO₃.

Mansfield Facility

SM 2540D: TSS

EPA 8082A: NPW: PCB: 1, 5, 31, 87,101, 110, 141, 151, 153, 180, 183, 187.

EPA TO-15: Halothane, 2,4,4-Trimethyl-2-pentene, 2,4,4-Trimethyl-1-pentene, Thiophene, 2-Methylthiophene,

3-Methylthiophene, 2-Ethylthiophene, 1,2,3-Trimethylbenzene, Indan, Indene, 1,2,4,5-Tetramethylbenzene, Benzothiophene, 1-Methylnaphthalene.

Biological Tissue Matrix: EPA 3050B

The following analytes are included in our Massachusetts DEP Scope of Accreditation

Westborough Facility:

Drinking Water

EPA 300.0: Chloride, Nitrate-N, Fluoride, Sulfate; **EPA 353.2:** Nitrate-N, Nitrite-N; **SM4500NO3-F:** Nitrate-N, Nitrite-N; **SM4500F-C, SM4500CN-CE,**

EPA 180.1, SM2130B, SM4500CI-D, SM2320B, SM2540C, SM4500H-B

EPA 332: Perchlorate; **EPA 524.2:** THMs and VOCs; **EPA 504.1:** EDB, DBCP.

Microbiology: **SM9215B; SM9223-P/A, SM9223B-Colilert-QT, SM9222D.**

Non-Potable Water

SM4500H,B, EPA 120.1, SM2510B, SM2540C, SM2320B, SM4500CL-E, SM4500F-BC, SM4500NH3-BH: Ammonia-N and Kjeldahl-N, **EPA 350.1:** Ammonia-N, **LACHAT 10-107-06-1-B:** Ammonia-N, **EPA 351.1, SM4500NO3-F, EPA 353.2:** Nitrate-N, **SM4500P-E, SM4500P-B, E, SM4500SO4-E, SM5220D, EPA 410.4, SM5210B, SM5310C, SM4500CL-D, EPA 1664, EPA 420.1, SM4500-CN-CE, SM2540D, EPA 300:** Chloride, Sulfate, Nitrate.

EPA 624.1: Volatile Halocarbons & Aromatics,

EPA 608.3: Chlordane, Toxaphene, Aldrin, alpha-BHC, beta-BHC, gamma-BHC, delta-BHC, Dieldrin, DDD, DDE, DDT, Endosulfan I, Endosulfan II, Endosulfan sulfate, Endrin, Endrin Aldehyde, Heptachlor, Heptachlor Epoxide, PCBs

EPA 625.1: SVOC (Acid/Base/Neutral Extractables), **EPA 600/4-81-045:** PCB-Oil.

Microbiology: **SM9223B-Colilert-QT; Enterolert-QT, SM9221E, EPA 1600, EPA 1603.**

Mansfield Facility:

Drinking Water

EPA 200.7: Al, Ba, Cd, Cr, Cu, Fe, Mn, Ni, Na, Ag, Ca, Zn. **EPA 200.8:** Al, Sb, As, Ba, Be, Cd, Cr, Cu, Pb, Mn, Ni, Se, Ag, TL, Zn. **EPA 245.1 Hg.**

EPA 522.

Non-Potable Water

EPA 200.7: Al, Sb, As, Be, Cd, Ca, Cr, Co, Cu, Fe, Pb, Mg, Mn, Mo, Ni, K, Se, Ag, Na, Sr, TL, Ti, V, Zn.

EPA 200.8: Al, Sb, As, Be, Cd, Cr, Cu, Fe, Pb, Mn, Ni, K, Se, Ag, Na, TL, Zn.

EPA 245.1 Hg.

SM2340B

For a complete listing of analytes and methods, please contact your Alpha Project Manager.



ANALYTICAL REPORT

Lab Number:	L2159730
Client:	Haley & Aldrich 200 Town Centre Drive Suite 2 Rochester, NY 14623-4264
ATTN:	Santa McKenna
Phone:	(585) 321-4238
Project Name:	SUPPLEMENTAL RI SAMPLING PRGM.
Project Number:	0127981-023
Report Date:	11/08/21

The original project report/data package is held by Alpha Analytical. This report/data package is paginated and should be reproduced only in its entirety. Alpha Analytical holds no responsibility for results and/or data that are not consistent with the original.

Certifications & Approvals: MA (M-MA086), NH NELAP (2064), CT (PH-0574), IL (200077), ME (MA00086), MD (348), NJ (MA935), NY (11148), NC (25700/666), PA (68-03671), RI (LAO00065), TX (T104704476), VT (VT-0935), VA (460195), USDA (Permit #P330-17-00196).

Eight Walkup Drive, Westborough, MA 01581-1019
508-898-9220 (Fax) 508-898-9193 800-624-9220 - www.alphalab.com



Project Name: SUPPLEMENTAL RI SAMPLING PRGM.
Project Number: 0127981-023

Lab Number: L2159730
Report Date: 11/08/21

Alpha Sample ID	Client ID	Matrix	Sample Location	Collection Date/Time	Receive Date
L2159730-01	MW22B-102921-1105	WATER	BATH, NY	10/29/21 11:05	10/29/21
L2159730-02	MW21B-102921-1135	WATER	BATH, NY	10/29/21 11:35	10/29/21
L2159730-03	MW21A-102921-1200	WATER	BATH, NY	10/29/21 12:00	10/29/21
L2159730-04	MW21B-102921-1340	WATER	BATH, NY	10/29/21 13:40	10/29/21
L2159730-05	MW21A-102921-1515	WATER	BATH, NY	10/29/21 15:15	10/29/21
L2159730-06	MW22B-102921-	WATER	BATH, NY	10/29/21 16:20	10/29/21
L2159730-07	4125-102921-0001	WATER	BATH, NY	10/29/21 00:00	10/29/21
L2159730-08	4125-102921-0002	WATER	BATH, NY	10/29/21 00:00	10/29/21
L2159730-09	4125-102921-0003	WATER	BATH, NY	10/29/21 00:00	10/29/21
L2159730-10	4125-102921-0004	WATER	BATH, NY	10/29/21 00:00	10/29/21
L2159730-11	FIELD BLANK	WATER	BATH, NY	10/29/21 00:00	10/31/21

Project Name: SUPPLEMENTAL RI SAMPLING PRGM.
Project Number: 0127981-023

Lab Number: L2159730
Report Date: 11/08/21

Case Narrative

The samples were received in accordance with the Chain of Custody and no significant deviations were encountered during the preparation or analysis unless otherwise noted. Sample Receipt, Container Information, and the Chain of Custody are located at the back of the report.

Results contained within this report relate only to the samples submitted under this Alpha Lab Number and meet NELAP requirements for all NELAP accredited parameters unless otherwise noted in the following narrative. The data presented in this report is organized by parameter (i.e. VOC, SVOC, etc.). Sample specific Quality Control data (i.e. Surrogate Spike Recovery) is reported at the end of the target analyte list for each individual sample, followed by the Laboratory Batch Quality Control at the end of each parameter. Tentatively Identified Compounds (TICs), if requested, are reported for compounds identified to be present and are not part of the method/program Target Compound List, even if only a subset of the TCL are being reported. If a sample was re-analyzed or re-extracted due to a required quality control corrective action and if both sets of data are reported, the Laboratory ID of the re-analysis or re-extraction is designated with an "R" or "RE", respectively.

When multiple Batch Quality Control elements are reported (e.g. more than one LCS), the associated samples for each element are noted in the grey shaded header line of each data table. Any Laboratory Batch, Sample Specific % recovery or RPD value that is outside the listed Acceptance Criteria is bolded in the report. In reference to questions H (CAM) or 4 (RCP) when "NO" is checked, the performance criteria for CAM and RCP methods allow for some quality control failures to occur and still be within method compliance. In these instances, the specific failure is not narrated but noted in the associated QC Outlier Summary Report, located directly after the Case Narrative. QC information is also incorporated in the Data Usability Assessment table (Format 11) of our Data Merger tool, where it can be reviewed in conjunction with the sample result, associated regulatory criteria and any associated data usability implications.

Soil/sediments, solids and tissues are reported on a dry weight basis unless otherwise noted. Definitions of all data qualifiers and acronyms used in this report are provided in the Glossary located at the back of the report.

HOLD POLICY - For samples submitted on hold, Alpha's policy is to hold samples (with the exception of Air canisters) free of charge for 21 calendar days from the date the project is completed. After 21 calendar days, we will dispose of all samples submitted including those put on hold unless you have contacted your Alpha Project Manager and made arrangements for Alpha to continue to hold the samples. Air canisters will be disposed after 3 business days from the date the project is completed.

Please contact Project Management at 800-624-9220 with any questions.

Project Name: SUPPLEMENTAL RI SAMPLING PRGM.
Project Number: 0127981-023

Lab Number: L2159730
Report Date: 11/08/21

Case Narrative (continued)

Report Submission

November 08, 2021: This final report includes the results of all requested analyses.

November 04, 2021: This is a preliminary report.

All non-detect (ND) or estimated concentrations (J-qualified) have been quantitated to the limit noted in the MDL column.

Sample Receipt

L2159730-11: A sample identified as "FIELD BLANK" was received, but not listed on the Chain of Custody. At the client's request, this sample was analyzed.

Volatile Organics

The WG1566693-3/-4 LCS/LCSD recoveries, associated with L2159730-04, -05, -06, -08, -09, and -10, are above the individual acceptance criteria for 1,4-dioxane (164%/172%), but within the overall method allowances.

The WG1566693-3/-4 LCS/LCSD RPD, associated with L2159730-04, -05, -06, -08, -09, and -10, is above the acceptance criteria for acetone (26%).

The WG1566693-6/-7 MS/MSD recoveries, performed on L2159730-06, are above the acceptance criteria for chloroethane (MSD 140%) and 1,4-dioxane (MSD 174%); however, the associated LCS/LCSD recoveries are within overall method allowances.

The WG1566693-6/-7 MS/MSD RPD, performed on L2159730-06, is outside the acceptance criteria for 1,4-dioxane (22%).

Semivolatile Organics

L2159730-06: The surrogate recovery is outside the individual acceptance criteria for 2,4,6-tribromophenol (129%), but within the overall method allowances. The results of the original analysis are reported.

The WG1565393-2/-3 LCS/LCSD recoveries, associated with L2159730-04, -05, -06, -08, and -10, are

Project Name: SUPPLEMENTAL RI SAMPLING PRGM.
Project Number: 0127981-023

Lab Number: L2159730
Report Date: 11/08/21

Case Narrative (continued)

below the individual acceptance criteria for 4-chloroaniline (32%/30%), carbazole (54%/51%), but within the overall method allowances. The results of the associated samples are reported.

The WG1565393-6/-7 MS/MSD recoveries, performed on L2159730-06, are outside the acceptance criteria for 4-chloroaniline (39%/19%) and 4-nitrophenol (94%/100%).

The WG1565393-6/-7 MS/MSD RPD, performed on L2159730-06, is outside the acceptance criteria for 4-chloroaniline (69%).

WG1565393-6/-7: The surrogate recoveries is outside the individual acceptance criteria for 2,4,6-tribromophenol (126%/131%), but within the overall method allowances. The results of the original analysis are reported.

Perfluorinated Alkyl Acids by Isotope Dilution

L2159730-03: The sample was centrifuged and decanted prior to extraction due to sample matrix.

Dissolved Metals

The WG1566220-2 LCS recovery, associated with L2159730-04, -05, -06, -08, and -10, is above the acceptance criteria for arsenic (121%); however, the associated samples are non-detect to the RL for this target analyte. The results of the original analysis are reported.

I, the undersigned, attest under the pains and penalties of perjury that, to the best of my knowledge and belief and based upon my personal inquiry of those responsible for providing the information contained in this analytical report, such information is accurate and complete. This certificate of analysis is not complete unless this page accompanies any and all pages of this report.

Authorized Signature:  Tiffani Morrissey

Title: Technical Director/Representative

Date: 11/08/21

ORGANICS

VOLATILES

Project Name: SUPPLEMENTAL RI SAMPLING PRGM.
Project Number: 0127981-023

Lab Number: L2159730
Report Date: 11/08/21

SAMPLE RESULTS

Lab ID: L2159730-04
 Client ID: MW21B-102921-1340
 Sample Location: BATH, NY

Date Collected: 10/29/21 13:40
 Date Received: 10/29/21
 Field Prep: Not Specified

Sample Depth:

Matrix: Water
 Analytical Method: 1,8260C
 Analytical Date: 11/03/21 10:15
 Analyst: NLK

Parameter	Result	Qualifier	Units	RL	MDL	Dilution Factor
Volatile Organics by GC/MS - Westborough Lab						
Methylene chloride	ND		ug/l	2.5	0.70	1
1,1-Dichloroethane	ND		ug/l	2.5	0.70	1
Chloroform	ND		ug/l	2.5	0.70	1
Carbon tetrachloride	ND		ug/l	0.50	0.13	1
1,2-Dichloropropane	ND		ug/l	1.0	0.14	1
Dibromochloromethane	ND		ug/l	0.50	0.15	1
1,1,2-Trichloroethane	ND		ug/l	1.5	0.50	1
Tetrachloroethene	ND		ug/l	0.50	0.18	1
Chlorobenzene	ND		ug/l	2.5	0.70	1
Trichlorofluoromethane	ND		ug/l	2.5	0.70	1
1,2-Dichloroethane	ND		ug/l	0.50	0.13	1
1,1,1-Trichloroethane	ND		ug/l	2.5	0.70	1
Bromodichloromethane	ND		ug/l	0.50	0.19	1
trans-1,3-Dichloropropene	ND		ug/l	0.50	0.16	1
cis-1,3-Dichloropropene	ND		ug/l	0.50	0.14	1
Bromoform	ND		ug/l	2.0	0.65	1
1,1,2,2-Tetrachloroethane	ND		ug/l	0.50	0.17	1
Benzene	ND		ug/l	0.50	0.16	1
Toluene	ND		ug/l	2.5	0.70	1
Ethylbenzene	ND		ug/l	2.5	0.70	1
Chloromethane	ND		ug/l	2.5	0.70	1
Bromomethane	ND		ug/l	2.5	0.70	1
Vinyl chloride	ND		ug/l	1.0	0.07	1
Chloroethane	ND		ug/l	2.5	0.70	1
1,1-Dichloroethene	ND		ug/l	0.50	0.17	1
trans-1,2-Dichloroethene	ND		ug/l	2.5	0.70	1
Trichloroethene	ND		ug/l	0.50	0.18	1
1,2-Dichlorobenzene	ND		ug/l	2.5	0.70	1

Project Name: SUPPLEMENTAL RI SAMPLING PRGM.
Project Number: 0127981-023

Lab Number: L2159730
Report Date: 11/08/21

SAMPLE RESULTS

Lab ID: L2159730-04
 Client ID: MW21B-102921-1340
 Sample Location: BATH, NY

Date Collected: 10/29/21 13:40
 Date Received: 10/29/21
 Field Prep: Not Specified

Sample Depth:

Parameter	Result	Qualifier	Units	RL	MDL	Dilution Factor
Volatile Organics by GC/MS - Westborough Lab						
1,3-Dichlorobenzene	ND		ug/l	2.5	0.70	1
1,4-Dichlorobenzene	ND		ug/l	2.5	0.70	1
Methyl tert butyl ether	ND		ug/l	2.5	0.70	1
p/m-Xylene	ND		ug/l	2.5	0.70	1
o-Xylene	ND		ug/l	2.5	0.70	1
cis-1,2-Dichloroethene	ND		ug/l	2.5	0.70	1
Styrene	ND		ug/l	2.5	0.70	1
Dichlorodifluoromethane	ND		ug/l	5.0	1.0	1
Acetone	ND		ug/l	5.0	1.5	1
Carbon disulfide	ND		ug/l	5.0	1.0	1
2-Butanone	ND		ug/l	5.0	1.9	1
4-Methyl-2-pentanone	ND		ug/l	5.0	1.0	1
2-Hexanone	ND		ug/l	5.0	1.0	1
Bromochloromethane	ND		ug/l	2.5	0.70	1
1,2-Dibromoethane	ND		ug/l	2.0	0.65	1
1,2-Dibromo-3-chloropropane	ND		ug/l	2.5	0.70	1
Isopropylbenzene	ND		ug/l	2.5	0.70	1
1,2,3-Trichlorobenzene	ND		ug/l	2.5	0.70	1
1,2,4-Trichlorobenzene	ND		ug/l	2.5	0.70	1
Methyl Acetate	ND		ug/l	2.0	0.23	1
Cyclohexane	ND		ug/l	10	0.27	1
1,4-Dioxane	ND		ug/l	250	61.	1
Freon-113	ND		ug/l	2.5	0.70	1
Methyl cyclohexane	ND		ug/l	10	0.40	1

Surrogate	% Recovery	Qualifier	Acceptance Criteria
1,2-Dichloroethane-d4	104		70-130
Toluene-d8	92		70-130
4-Bromofluorobenzene	94		70-130
Dibromofluoromethane	108		70-130

Project Name: SUPPLEMENTAL RI SAMPLING PRGM.
Project Number: 0127981-023

Lab Number: L2159730
Report Date: 11/08/21

SAMPLE RESULTS

Lab ID: L2159730-05
 Client ID: MW21A-102921-1515
 Sample Location: BATH, NY

Date Collected: 10/29/21 15:15
 Date Received: 10/29/21
 Field Prep: Not Specified

Sample Depth:

Matrix: Water
 Analytical Method: 1,8260C
 Analytical Date: 11/03/21 10:41
 Analyst: NLK

Parameter	Result	Qualifier	Units	RL	MDL	Dilution Factor
Volatile Organics by GC/MS - Westborough Lab						
Methylene chloride	ND		ug/l	2.5	0.70	1
1,1-Dichloroethane	ND		ug/l	2.5	0.70	1
Chloroform	ND		ug/l	2.5	0.70	1
Carbon tetrachloride	ND		ug/l	0.50	0.13	1
1,2-Dichloropropane	ND		ug/l	1.0	0.14	1
Dibromochloromethane	ND		ug/l	0.50	0.15	1
1,1,2-Trichloroethane	ND		ug/l	1.5	0.50	1
Tetrachloroethene	ND		ug/l	0.50	0.18	1
Chlorobenzene	ND		ug/l	2.5	0.70	1
Trichlorofluoromethane	ND		ug/l	2.5	0.70	1
1,2-Dichloroethane	ND		ug/l	0.50	0.13	1
1,1,1-Trichloroethane	ND		ug/l	2.5	0.70	1
Bromodichloromethane	ND		ug/l	0.50	0.19	1
trans-1,3-Dichloropropene	ND		ug/l	0.50	0.16	1
cis-1,3-Dichloropropene	ND		ug/l	0.50	0.14	1
Bromoform	ND		ug/l	2.0	0.65	1
1,1,2,2-Tetrachloroethane	ND		ug/l	0.50	0.17	1
Benzene	ND		ug/l	0.50	0.16	1
Toluene	ND		ug/l	2.5	0.70	1
Ethylbenzene	ND		ug/l	2.5	0.70	1
Chloromethane	ND		ug/l	2.5	0.70	1
Bromomethane	ND		ug/l	2.5	0.70	1
Vinyl chloride	ND		ug/l	1.0	0.07	1
Chloroethane	ND		ug/l	2.5	0.70	1
1,1-Dichloroethene	ND		ug/l	0.50	0.17	1
trans-1,2-Dichloroethene	ND		ug/l	2.5	0.70	1
Trichloroethene	0.29	J	ug/l	0.50	0.18	1
1,2-Dichlorobenzene	ND		ug/l	2.5	0.70	1

Project Name: SUPPLEMENTAL RI SAMPLING PRGM.
Project Number: 0127981-023

Lab Number: L2159730
Report Date: 11/08/21

SAMPLE RESULTS

Lab ID: L2159730-05
 Client ID: MW21A-102921-1515
 Sample Location: BATH, NY

Date Collected: 10/29/21 15:15
 Date Received: 10/29/21
 Field Prep: Not Specified

Sample Depth:

Parameter	Result	Qualifier	Units	RL	MDL	Dilution Factor
Volatile Organics by GC/MS - Westborough Lab						
1,3-Dichlorobenzene	ND		ug/l	2.5	0.70	1
1,4-Dichlorobenzene	ND		ug/l	2.5	0.70	1
Methyl tert butyl ether	ND		ug/l	2.5	0.70	1
p/m-Xylene	ND		ug/l	2.5	0.70	1
o-Xylene	ND		ug/l	2.5	0.70	1
cis-1,2-Dichloroethene	ND		ug/l	2.5	0.70	1
Styrene	ND		ug/l	2.5	0.70	1
Dichlorodifluoromethane	ND		ug/l	5.0	1.0	1
Acetone	ND		ug/l	5.0	1.5	1
Carbon disulfide	ND		ug/l	5.0	1.0	1
2-Butanone	ND		ug/l	5.0	1.9	1
4-Methyl-2-pentanone	ND		ug/l	5.0	1.0	1
2-Hexanone	ND		ug/l	5.0	1.0	1
Bromochloromethane	ND		ug/l	2.5	0.70	1
1,2-Dibromoethane	ND		ug/l	2.0	0.65	1
1,2-Dibromo-3-chloropropane	ND		ug/l	2.5	0.70	1
Isopropylbenzene	ND		ug/l	2.5	0.70	1
1,2,3-Trichlorobenzene	ND		ug/l	2.5	0.70	1
1,2,4-Trichlorobenzene	ND		ug/l	2.5	0.70	1
Methyl Acetate	ND		ug/l	2.0	0.23	1
Cyclohexane	ND		ug/l	10	0.27	1
1,4-Dioxane	ND		ug/l	250	61.	1
Freon-113	ND		ug/l	2.5	0.70	1
Methyl cyclohexane	ND		ug/l	10	0.40	1

Surrogate	% Recovery	Qualifier	Acceptance Criteria
1,2-Dichloroethane-d4	107		70-130
Toluene-d8	94		70-130
4-Bromofluorobenzene	95		70-130
Dibromofluoromethane	115		70-130

Project Name: SUPPLEMENTAL RI SAMPLING PRGM.
Project Number: 0127981-023

Lab Number: L2159730
Report Date: 11/08/21

SAMPLE RESULTS

Lab ID: L2159730-06
 Client ID: MW22B-102921-
 Sample Location: BATH, NY

Date Collected: 10/29/21 16:20
 Date Received: 10/29/21
 Field Prep: Not Specified

Sample Depth:

Matrix: Water
 Analytical Method: 1,8260C
 Analytical Date: 11/03/21 11:08
 Analyst: NLK

Parameter	Result	Qualifier	Units	RL	MDL	Dilution Factor
Volatile Organics by GC/MS - Westborough Lab						
Methylene chloride	ND		ug/l	2.5	0.70	1
1,1-Dichloroethane	ND		ug/l	2.5	0.70	1
Chloroform	ND		ug/l	2.5	0.70	1
Carbon tetrachloride	ND		ug/l	0.50	0.13	1
1,2-Dichloropropane	ND		ug/l	1.0	0.14	1
Dibromochloromethane	ND		ug/l	0.50	0.15	1
1,1,2-Trichloroethane	ND		ug/l	1.5	0.50	1
Tetrachloroethene	ND		ug/l	0.50	0.18	1
Chlorobenzene	ND		ug/l	2.5	0.70	1
Trichlorofluoromethane	ND		ug/l	2.5	0.70	1
1,2-Dichloroethane	ND		ug/l	0.50	0.13	1
1,1,1-Trichloroethane	ND		ug/l	2.5	0.70	1
Bromodichloromethane	ND		ug/l	0.50	0.19	1
trans-1,3-Dichloropropene	ND		ug/l	0.50	0.16	1
cis-1,3-Dichloropropene	ND		ug/l	0.50	0.14	1
Bromoform	ND		ug/l	2.0	0.65	1
1,1,2,2-Tetrachloroethane	ND		ug/l	0.50	0.17	1
Benzene	ND		ug/l	0.50	0.16	1
Toluene	ND		ug/l	2.5	0.70	1
Ethylbenzene	ND		ug/l	2.5	0.70	1
Chloromethane	ND		ug/l	2.5	0.70	1
Bromomethane	ND		ug/l	2.5	0.70	1
Vinyl chloride	ND		ug/l	1.0	0.07	1
Chloroethane	ND		ug/l	2.5	0.70	1
1,1-Dichloroethene	ND		ug/l	0.50	0.17	1
trans-1,2-Dichloroethene	ND		ug/l	2.5	0.70	1
Trichloroethene	ND		ug/l	0.50	0.18	1
1,2-Dichlorobenzene	ND		ug/l	2.5	0.70	1

Project Name: SUPPLEMENTAL RI SAMPLING PRGM.
Project Number: 0127981-023

Lab Number: L2159730
Report Date: 11/08/21

SAMPLE RESULTS

Lab ID: L2159730-06
 Client ID: MW22B-102921-
 Sample Location: BATH, NY

Date Collected: 10/29/21 16:20
 Date Received: 10/29/21
 Field Prep: Not Specified

Sample Depth:

Parameter	Result	Qualifier	Units	RL	MDL	Dilution Factor
Volatile Organics by GC/MS - Westborough Lab						
1,3-Dichlorobenzene	ND		ug/l	2.5	0.70	1
1,4-Dichlorobenzene	ND		ug/l	2.5	0.70	1
Methyl tert butyl ether	ND		ug/l	2.5	0.70	1
p/m-Xylene	ND		ug/l	2.5	0.70	1
o-Xylene	ND		ug/l	2.5	0.70	1
cis-1,2-Dichloroethene	ND		ug/l	2.5	0.70	1
Styrene	ND		ug/l	2.5	0.70	1
Dichlorodifluoromethane	ND		ug/l	5.0	1.0	1
Acetone	ND		ug/l	5.0	1.5	1
Carbon disulfide	ND		ug/l	5.0	1.0	1
2-Butanone	ND		ug/l	5.0	1.9	1
4-Methyl-2-pentanone	ND		ug/l	5.0	1.0	1
2-Hexanone	ND		ug/l	5.0	1.0	1
Bromochloromethane	ND		ug/l	2.5	0.70	1
1,2-Dibromoethane	ND		ug/l	2.0	0.65	1
1,2-Dibromo-3-chloropropane	ND		ug/l	2.5	0.70	1
Isopropylbenzene	ND		ug/l	2.5	0.70	1
1,2,3-Trichlorobenzene	ND		ug/l	2.5	0.70	1
1,2,4-Trichlorobenzene	ND		ug/l	2.5	0.70	1
Methyl Acetate	ND		ug/l	2.0	0.23	1
Cyclohexane	ND		ug/l	10	0.27	1
1,4-Dioxane	ND		ug/l	250	61.	1
Freon-113	ND		ug/l	2.5	0.70	1
Methyl cyclohexane	ND		ug/l	10	0.40	1

Surrogate	% Recovery	Qualifier	Acceptance Criteria
1,2-Dichloroethane-d4	110		70-130
Toluene-d8	94		70-130
4-Bromofluorobenzene	94		70-130
Dibromofluoromethane	115		70-130

Project Name: SUPPLEMENTAL RI SAMPLING PRGM.
Project Number: 0127981-023

Lab Number: L2159730
Report Date: 11/08/21

SAMPLE RESULTS

Lab ID: L2159730-08
 Client ID: 4125-102921-0002
 Sample Location: BATH, NY

Date Collected: 10/29/21 00:00
 Date Received: 10/29/21
 Field Prep: Not Specified

Sample Depth:
 Matrix: Water
 Analytical Method: 1,8260C
 Analytical Date: 11/03/21 11:34
 Analyst: NLK

Parameter	Result	Qualifier	Units	RL	MDL	Dilution Factor
Volatile Organics by GC/MS - Westborough Lab						
Methylene chloride	ND		ug/l	2.5	0.70	1
1,1-Dichloroethane	ND		ug/l	2.5	0.70	1
Chloroform	ND		ug/l	2.5	0.70	1
Carbon tetrachloride	ND		ug/l	0.50	0.13	1
1,2-Dichloropropane	ND		ug/l	1.0	0.14	1
Dibromochloromethane	ND		ug/l	0.50	0.15	1
1,1,2-Trichloroethane	ND		ug/l	1.5	0.50	1
Tetrachloroethene	ND		ug/l	0.50	0.18	1
Chlorobenzene	ND		ug/l	2.5	0.70	1
Trichlorofluoromethane	ND		ug/l	2.5	0.70	1
1,2-Dichloroethane	ND		ug/l	0.50	0.13	1
1,1,1-Trichloroethane	ND		ug/l	2.5	0.70	1
Bromodichloromethane	ND		ug/l	0.50	0.19	1
trans-1,3-Dichloropropene	ND		ug/l	0.50	0.16	1
cis-1,3-Dichloropropene	ND		ug/l	0.50	0.14	1
Bromoform	ND		ug/l	2.0	0.65	1
1,1,2,2-Tetrachloroethane	ND		ug/l	0.50	0.17	1
Benzene	ND		ug/l	0.50	0.16	1
Toluene	ND		ug/l	2.5	0.70	1
Ethylbenzene	ND		ug/l	2.5	0.70	1
Chloromethane	ND		ug/l	2.5	0.70	1
Bromomethane	ND		ug/l	2.5	0.70	1
Vinyl chloride	ND		ug/l	1.0	0.07	1
Chloroethane	ND		ug/l	2.5	0.70	1
1,1-Dichloroethene	ND		ug/l	0.50	0.17	1
trans-1,2-Dichloroethene	ND		ug/l	2.5	0.70	1
Trichloroethene	ND		ug/l	0.50	0.18	1
1,2-Dichlorobenzene	ND		ug/l	2.5	0.70	1

Project Name: SUPPLEMENTAL RI SAMPLING PRGM.
Project Number: 0127981-023

Lab Number: L2159730
Report Date: 11/08/21

SAMPLE RESULTS

Lab ID: L2159730-08
 Client ID: 4125-102921-0002
 Sample Location: BATH, NY

Date Collected: 10/29/21 00:00
 Date Received: 10/29/21
 Field Prep: Not Specified

Sample Depth:

Parameter	Result	Qualifier	Units	RL	MDL	Dilution Factor
Volatile Organics by GC/MS - Westborough Lab						
1,3-Dichlorobenzene	ND		ug/l	2.5	0.70	1
1,4-Dichlorobenzene	ND		ug/l	2.5	0.70	1
Methyl tert butyl ether	ND		ug/l	2.5	0.70	1
p/m-Xylene	ND		ug/l	2.5	0.70	1
o-Xylene	ND		ug/l	2.5	0.70	1
cis-1,2-Dichloroethene	ND		ug/l	2.5	0.70	1
Styrene	ND		ug/l	2.5	0.70	1
Dichlorodifluoromethane	ND		ug/l	5.0	1.0	1
Acetone	ND		ug/l	5.0	1.5	1
Carbon disulfide	ND		ug/l	5.0	1.0	1
2-Butanone	ND		ug/l	5.0	1.9	1
4-Methyl-2-pentanone	ND		ug/l	5.0	1.0	1
2-Hexanone	ND		ug/l	5.0	1.0	1
Bromochloromethane	ND		ug/l	2.5	0.70	1
1,2-Dibromoethane	ND		ug/l	2.0	0.65	1
1,2-Dibromo-3-chloropropane	ND		ug/l	2.5	0.70	1
Isopropylbenzene	ND		ug/l	2.5	0.70	1
1,2,3-Trichlorobenzene	ND		ug/l	2.5	0.70	1
1,2,4-Trichlorobenzene	ND		ug/l	2.5	0.70	1
Methyl Acetate	ND		ug/l	2.0	0.23	1
Cyclohexane	ND		ug/l	10	0.27	1
1,4-Dioxane	ND		ug/l	250	61.	1
Freon-113	ND		ug/l	2.5	0.70	1
Methyl cyclohexane	ND		ug/l	10	0.40	1

Surrogate	% Recovery	Qualifier	Acceptance Criteria
1,2-Dichloroethane-d4	109		70-130
Toluene-d8	93		70-130
4-Bromofluorobenzene	93		70-130
Dibromofluoromethane	114		70-130

Project Name: SUPPLEMENTAL RI SAMPLING PRGM.
Project Number: 0127981-023

Lab Number: L2159730
Report Date: 11/08/21

SAMPLE RESULTS

Lab ID: L2159730-09
 Client ID: 4125-102921-0003
 Sample Location: BATH, NY

Date Collected: 10/29/21 00:00
 Date Received: 10/29/21
 Field Prep: Not Specified

Sample Depth:

Matrix: Water
 Analytical Method: 1,8260C
 Analytical Date: 11/03/21 12:01
 Analyst: NLK

Parameter	Result	Qualifier	Units	RL	MDL	Dilution Factor
Volatile Organics by GC/MS - Westborough Lab						
Methylene chloride	ND		ug/l	2.5	0.70	1
1,1-Dichloroethane	ND		ug/l	2.5	0.70	1
Chloroform	ND		ug/l	2.5	0.70	1
Carbon tetrachloride	ND		ug/l	0.50	0.13	1
1,2-Dichloropropane	ND		ug/l	1.0	0.14	1
Dibromochloromethane	ND		ug/l	0.50	0.15	1
1,1,2-Trichloroethane	ND		ug/l	1.5	0.50	1
Tetrachloroethene	ND		ug/l	0.50	0.18	1
Chlorobenzene	ND		ug/l	2.5	0.70	1
Trichlorofluoromethane	ND		ug/l	2.5	0.70	1
1,2-Dichloroethane	ND		ug/l	0.50	0.13	1
1,1,1-Trichloroethane	ND		ug/l	2.5	0.70	1
Bromodichloromethane	ND		ug/l	0.50	0.19	1
trans-1,3-Dichloropropene	ND		ug/l	0.50	0.16	1
cis-1,3-Dichloropropene	ND		ug/l	0.50	0.14	1
Bromoform	ND		ug/l	2.0	0.65	1
1,1,2,2-Tetrachloroethane	ND		ug/l	0.50	0.17	1
Benzene	ND		ug/l	0.50	0.16	1
Toluene	ND		ug/l	2.5	0.70	1
Ethylbenzene	ND		ug/l	2.5	0.70	1
Chloromethane	ND		ug/l	2.5	0.70	1
Bromomethane	ND		ug/l	2.5	0.70	1
Vinyl chloride	ND		ug/l	1.0	0.07	1
Chloroethane	ND		ug/l	2.5	0.70	1
1,1-Dichloroethene	ND		ug/l	0.50	0.17	1
trans-1,2-Dichloroethene	ND		ug/l	2.5	0.70	1
Trichloroethene	ND		ug/l	0.50	0.18	1
1,2-Dichlorobenzene	ND		ug/l	2.5	0.70	1

Project Name: SUPPLEMENTAL RI SAMPLING PRGM.
Project Number: 0127981-023

Lab Number: L2159730
Report Date: 11/08/21

SAMPLE RESULTS

Lab ID: L2159730-09
 Client ID: 4125-102921-0003
 Sample Location: BATH, NY

Date Collected: 10/29/21 00:00
 Date Received: 10/29/21
 Field Prep: Not Specified

Sample Depth:

Parameter	Result	Qualifier	Units	RL	MDL	Dilution Factor
Volatile Organics by GC/MS - Westborough Lab						
1,3-Dichlorobenzene	ND		ug/l	2.5	0.70	1
1,4-Dichlorobenzene	ND		ug/l	2.5	0.70	1
Methyl tert butyl ether	ND		ug/l	2.5	0.70	1
p/m-Xylene	ND		ug/l	2.5	0.70	1
o-Xylene	ND		ug/l	2.5	0.70	1
cis-1,2-Dichloroethene	ND		ug/l	2.5	0.70	1
Styrene	ND		ug/l	2.5	0.70	1
Dichlorodifluoromethane	ND		ug/l	5.0	1.0	1
Acetone	ND		ug/l	5.0	1.5	1
Carbon disulfide	ND		ug/l	5.0	1.0	1
2-Butanone	ND		ug/l	5.0	1.9	1
4-Methyl-2-pentanone	ND		ug/l	5.0	1.0	1
2-Hexanone	ND		ug/l	5.0	1.0	1
Bromochloromethane	ND		ug/l	2.5	0.70	1
1,2-Dibromoethane	ND		ug/l	2.0	0.65	1
1,2-Dibromo-3-chloropropane	ND		ug/l	2.5	0.70	1
Isopropylbenzene	ND		ug/l	2.5	0.70	1
1,2,3-Trichlorobenzene	ND		ug/l	2.5	0.70	1
1,2,4-Trichlorobenzene	ND		ug/l	2.5	0.70	1
Methyl Acetate	ND		ug/l	2.0	0.23	1
Cyclohexane	ND		ug/l	10	0.27	1
1,4-Dioxane	ND		ug/l	250	61.	1
Freon-113	ND		ug/l	2.5	0.70	1
Methyl cyclohexane	ND		ug/l	10	0.40	1

Surrogate	% Recovery	Qualifier	Acceptance Criteria
1,2-Dichloroethane-d4	114		70-130
Toluene-d8	94		70-130
4-Bromofluorobenzene	96		70-130
Dibromofluoromethane	120		70-130

Project Name: SUPPLEMENTAL RI SAMPLING PRGM.
Project Number: 0127981-023

Lab Number: L2159730
Report Date: 11/08/21

SAMPLE RESULTS

Lab ID: L2159730-10
 Client ID: 4125-102921-0004
 Sample Location: BATH, NY

Date Collected: 10/29/21 00:00
 Date Received: 10/29/21
 Field Prep: Not Specified

Sample Depth:

Matrix: Water
 Analytical Method: 1,8260C
 Analytical Date: 11/03/21 12:28
 Analyst: NLK

Parameter	Result	Qualifier	Units	RL	MDL	Dilution Factor
Volatile Organics by GC/MS - Westborough Lab						
Methylene chloride	ND		ug/l	2.5	0.70	1
1,1-Dichloroethane	ND		ug/l	2.5	0.70	1
Chloroform	ND		ug/l	2.5	0.70	1
Carbon tetrachloride	ND		ug/l	0.50	0.13	1
1,2-Dichloropropane	ND		ug/l	1.0	0.14	1
Dibromochloromethane	ND		ug/l	0.50	0.15	1
1,1,2-Trichloroethane	ND		ug/l	1.5	0.50	1
Tetrachloroethene	ND		ug/l	0.50	0.18	1
Chlorobenzene	ND		ug/l	2.5	0.70	1
Trichlorofluoromethane	ND		ug/l	2.5	0.70	1
1,2-Dichloroethane	ND		ug/l	0.50	0.13	1
1,1,1-Trichloroethane	ND		ug/l	2.5	0.70	1
Bromodichloromethane	ND		ug/l	0.50	0.19	1
trans-1,3-Dichloropropene	ND		ug/l	0.50	0.16	1
cis-1,3-Dichloropropene	ND		ug/l	0.50	0.14	1
Bromoform	ND		ug/l	2.0	0.65	1
1,1,2,2-Tetrachloroethane	ND		ug/l	0.50	0.17	1
Benzene	ND		ug/l	0.50	0.16	1
Toluene	ND		ug/l	2.5	0.70	1
Ethylbenzene	ND		ug/l	2.5	0.70	1
Chloromethane	ND		ug/l	2.5	0.70	1
Bromomethane	ND		ug/l	2.5	0.70	1
Vinyl chloride	ND		ug/l	1.0	0.07	1
Chloroethane	ND		ug/l	2.5	0.70	1
1,1-Dichloroethene	ND		ug/l	0.50	0.17	1
trans-1,2-Dichloroethene	ND		ug/l	2.5	0.70	1
Trichloroethene	ND		ug/l	0.50	0.18	1
1,2-Dichlorobenzene	ND		ug/l	2.5	0.70	1

Project Name: SUPPLEMENTAL RI SAMPLING PRGM.
Project Number: 0127981-023

Lab Number: L2159730
Report Date: 11/08/21

SAMPLE RESULTS

Lab ID: L2159730-10
 Client ID: 4125-102921-0004
 Sample Location: BATH, NY

Date Collected: 10/29/21 00:00
 Date Received: 10/29/21
 Field Prep: Not Specified

Sample Depth:

Parameter	Result	Qualifier	Units	RL	MDL	Dilution Factor
Volatile Organics by GC/MS - Westborough Lab						
1,3-Dichlorobenzene	ND		ug/l	2.5	0.70	1
1,4-Dichlorobenzene	ND		ug/l	2.5	0.70	1
Methyl tert butyl ether	ND		ug/l	2.5	0.70	1
p/m-Xylene	ND		ug/l	2.5	0.70	1
o-Xylene	ND		ug/l	2.5	0.70	1
cis-1,2-Dichloroethene	ND		ug/l	2.5	0.70	1
Styrene	ND		ug/l	2.5	0.70	1
Dichlorodifluoromethane	ND		ug/l	5.0	1.0	1
Acetone	3.3	J	ug/l	5.0	1.5	1
Carbon disulfide	ND		ug/l	5.0	1.0	1
2-Butanone	ND		ug/l	5.0	1.9	1
4-Methyl-2-pentanone	ND		ug/l	5.0	1.0	1
2-Hexanone	ND		ug/l	5.0	1.0	1
Bromochloromethane	ND		ug/l	2.5	0.70	1
1,2-Dibromoethane	ND		ug/l	2.0	0.65	1
1,2-Dibromo-3-chloropropane	ND		ug/l	2.5	0.70	1
Isopropylbenzene	ND		ug/l	2.5	0.70	1
1,2,3-Trichlorobenzene	ND		ug/l	2.5	0.70	1
1,2,4-Trichlorobenzene	ND		ug/l	2.5	0.70	1
Methyl Acetate	ND		ug/l	2.0	0.23	1
Cyclohexane	ND		ug/l	10	0.27	1
1,4-Dioxane	ND		ug/l	250	61.	1
Freon-113	ND		ug/l	2.5	0.70	1
Methyl cyclohexane	ND		ug/l	10	0.40	1

Surrogate	% Recovery	Qualifier	Acceptance Criteria
1,2-Dichloroethane-d4	111		70-130
Toluene-d8	93		70-130
4-Bromofluorobenzene	93		70-130
Dibromofluoromethane	115		70-130

Project Name: SUPPLEMENTAL RI SAMPLING PRGM.
Project Number: 0127981-023

Lab Number: L2159730
Report Date: 11/08/21

Method Blank Analysis
Batch Quality Control

Analytical Method: 1,8260C
Analytical Date: 11/03/21 09:48
Analyst: PD

Parameter	Result	Qualifier	Units	RL	MDL
Volatile Organics by GC/MS - Westborough Lab for sample(s): 04-06,08-10 Batch: WG1566693-5					
Methylene chloride	ND		ug/l	2.5	0.70
1,1-Dichloroethane	ND		ug/l	2.5	0.70
Chloroform	ND		ug/l	2.5	0.70
Carbon tetrachloride	ND		ug/l	0.50	0.13
1,2-Dichloropropane	ND		ug/l	1.0	0.14
Dibromochloromethane	ND		ug/l	0.50	0.15
1,1,2-Trichloroethane	ND		ug/l	1.5	0.50
Tetrachloroethene	ND		ug/l	0.50	0.18
Chlorobenzene	ND		ug/l	2.5	0.70
Trichlorofluoromethane	ND		ug/l	2.5	0.70
1,2-Dichloroethane	ND		ug/l	0.50	0.13
1,1,1-Trichloroethane	ND		ug/l	2.5	0.70
Bromodichloromethane	ND		ug/l	0.50	0.19
trans-1,3-Dichloropropene	ND		ug/l	0.50	0.16
cis-1,3-Dichloropropene	ND		ug/l	0.50	0.14
Bromoform	ND		ug/l	2.0	0.65
1,1,2,2-Tetrachloroethane	ND		ug/l	0.50	0.17
Benzene	ND		ug/l	0.50	0.16
Toluene	ND		ug/l	2.5	0.70
Ethylbenzene	ND		ug/l	2.5	0.70
Chloromethane	ND		ug/l	2.5	0.70
Bromomethane	ND		ug/l	2.5	0.70
Vinyl chloride	ND		ug/l	1.0	0.07
Chloroethane	ND		ug/l	2.5	0.70
1,1-Dichloroethene	ND		ug/l	0.50	0.17
trans-1,2-Dichloroethene	ND		ug/l	2.5	0.70
Trichloroethene	ND		ug/l	0.50	0.18
1,2-Dichlorobenzene	ND		ug/l	2.5	0.70
1,3-Dichlorobenzene	ND		ug/l	2.5	0.70

Project Name: SUPPLEMENTAL RI SAMPLING PRGM.
Project Number: 0127981-023

Lab Number: L2159730
Report Date: 11/08/21

Method Blank Analysis
Batch Quality Control

Analytical Method: 1,8260C
Analytical Date: 11/03/21 09:48
Analyst: PD

Parameter	Result	Qualifier	Units	RL	MDL
Volatile Organics by GC/MS - Westborough Lab for sample(s): 04-06,08-10 Batch: WG1566693-5					
1,4-Dichlorobenzene	ND		ug/l	2.5	0.70
Methyl tert butyl ether	ND		ug/l	2.5	0.70
p/m-Xylene	ND		ug/l	2.5	0.70
o-Xylene	ND		ug/l	2.5	0.70
cis-1,2-Dichloroethene	ND		ug/l	2.5	0.70
Styrene	ND		ug/l	2.5	0.70
Dichlorodifluoromethane	ND		ug/l	5.0	1.0
Acetone	ND		ug/l	5.0	1.5
Carbon disulfide	ND		ug/l	5.0	1.0
2-Butanone	ND		ug/l	5.0	1.9
4-Methyl-2-pentanone	ND		ug/l	5.0	1.0
2-Hexanone	ND		ug/l	5.0	1.0
Bromochloromethane	ND		ug/l	2.5	0.70
1,2-Dibromoethane	ND		ug/l	2.0	0.65
1,2-Dibromo-3-chloropropane	ND		ug/l	2.5	0.70
Isopropylbenzene	ND		ug/l	2.5	0.70
1,2,3-Trichlorobenzene	ND		ug/l	2.5	0.70
1,2,4-Trichlorobenzene	ND		ug/l	2.5	0.70
Methyl Acetate	ND		ug/l	2.0	0.23
Cyclohexane	ND		ug/l	10	0.27
1,4-Dioxane	ND		ug/l	250	61.
Freon-113	ND		ug/l	2.5	0.70
Methyl cyclohexane	ND		ug/l	10	0.40

Project Name: SUPPLEMENTAL RI SAMPLING PRGM.
Project Number: 0127981-023

Lab Number: L2159730
Report Date: 11/08/21

**Method Blank Analysis
Batch Quality Control**

Analytical Method: 1,8260C
Analytical Date: 11/03/21 09:48
Analyst: PD

Parameter	Result	Qualifier	Units	RL	MDL
Volatile Organics by GC/MS - Westborough Lab for sample(s): 04-06,08-10 Batch: WG1566693-5					

Surrogate	%Recovery	Qualifier	Acceptance Criteria
1,2-Dichloroethane-d4	108		70-130
Toluene-d8	94		70-130
4-Bromofluorobenzene	95		70-130
Dibromofluoromethane	116		70-130

Lab Control Sample Analysis

Batch Quality Control

Project Name: SUPPLEMENTAL RI SAMPLING PRGM.

Lab Number: L2159730

Project Number: 0127981-023

Report Date: 11/08/21

Parameter	LCS %Recovery	Qual	LCSD %Recovery	Qual	%Recovery Limits	RPD	Qual	RPD Limits
Volatile Organics by GC/MS - Westborough Lab Associated sample(s): 04-06,08-10 Batch: WG1566693-3 WG1566693-4								
Methylene chloride	100		100		70-130	0		20
1,1-Dichloroethane	100		110		70-130	10		20
Chloroform	99		100		70-130	1		20
Carbon tetrachloride	100		100		63-132	0		20
1,2-Dichloropropane	96		99		70-130	3		20
Dibromochloromethane	91		100		63-130	9		20
1,1,2-Trichloroethane	77		85		70-130	10		20
Tetrachloroethene	91		93		70-130	2		20
Chlorobenzene	92		97		75-130	5		20
Trichlorofluoromethane	100		100		62-150	0		20
1,2-Dichloroethane	100		110		70-130	10		20
1,1,1-Trichloroethane	98		100		67-130	2		20
Bromodichloromethane	98		100		67-130	2		20
trans-1,3-Dichloropropene	76		84		70-130	10		20
cis-1,3-Dichloropropene	84		90		70-130	7		20
Bromoform	94		99		54-136	5		20
1,1,2,2-Tetrachloroethane	91		95		67-130	4		20
Benzene	89		93		70-130	4		20
Toluene	90		94		70-130	4		20
Ethylbenzene	87		95		70-130	9		20
Chloromethane	100		100		64-130	0		20
Bromomethane	98		94		39-139	4		20
Vinyl chloride	100		100		55-140	0		20

Lab Control Sample Analysis

Batch Quality Control

Project Name: SUPPLEMENTAL RI SAMPLING PRGM.

Lab Number: L2159730

Project Number: 0127981-023

Report Date: 11/08/21

Parameter	LCS		LCSD		%Recovery Limits	RPD	Qual	RPD Limits
	%Recovery	Qual	%Recovery	Qual				
Volatile Organics by GC/MS - Westborough Lab Associated sample(s): 04-06,08-10 Batch: WG1566693-3 WG1566693-4								
Chloroethane	120		130		55-138	8		20
1,1-Dichloroethene	100		100		61-145	0		20
trans-1,2-Dichloroethene	98		99		70-130	1		20
Trichloroethene	90		100		70-130	11		20
1,2-Dichlorobenzene	93		96		70-130	3		20
1,3-Dichlorobenzene	91		97		70-130	6		20
1,4-Dichlorobenzene	94		95		70-130	1		20
Methyl tert butyl ether	87		94		63-130	8		20
p/m-Xylene	90		95		70-130	5		20
o-Xylene	90		95		70-130	5		20
cis-1,2-Dichloroethene	97		100		70-130	3		20
Styrene	85		90		70-130	6		20
Dichlorodifluoromethane	96		94		36-147	2		20
Acetone	130		100		58-148	26	Q	20
Carbon disulfide	110		110		51-130	0		20
2-Butanone	91		100		63-138	9		20
4-Methyl-2-pentanone	85		90		59-130	6		20
2-Hexanone	84		84		57-130	0		20
Bromochloromethane	110		110		70-130	0		20
1,2-Dibromoethane	81		88		70-130	8		20
1,2-Dibromo-3-chloropropane	94		100		41-144	6		20
Isopropylbenzene	85		90		70-130	6		20
1,2,3-Trichlorobenzene	79		84		70-130	6		20

Lab Control Sample Analysis

Batch Quality Control

Project Name: SUPPLEMENTAL RI SAMPLING PRGM.

Lab Number: L2159730

Project Number: 0127981-023

Report Date: 11/08/21

Parameter	LCS %Recovery	Qual	LCSD %Recovery	Qual	%Recovery Limits	RPD	Qual	RPD Limits
Volatile Organics by GC/MS - Westborough Lab Associated sample(s): 04-06,08-10 Batch: WG1566693-3 WG1566693-4								
1,2,4-Trichlorobenzene	86		93		70-130	8		20
Methyl Acetate	91		95		70-130	4		20
Cyclohexane	99		100		70-130	1		20
1,4-Dioxane	164	Q	172	Q	56-162	5		20
Freon-113	100		100		70-130	0		20
Methyl cyclohexane	90		92		70-130	2		20

Surrogate	LCS %Recovery	Qual	LCSD %Recovery	Qual	Acceptance Criteria
1,2-Dichloroethane-d4	96		102		70-130
Toluene-d8	94		98		70-130
4-Bromofluorobenzene	90		88		70-130
Dibromofluoromethane	104		105		70-130

Matrix Spike Analysis

Batch Quality Control

Project Name: SUPPLEMENTAL RI SAMPLING PRGM.

Lab Number: L2159730

Project Number: 0127981-023

Report Date: 11/08/21

<i>Parameter</i>	<i>Native Sample</i>	<i>MS Added</i>	<i>MS Found</i>	<i>MS %Recovery</i>	<i>Qual</i>	<i>MSD Found</i>	<i>MSD %Recovery</i>	<i>Qual</i>	<i>Recovery Limits</i>	<i>RPD</i>	<i>Qual</i>	<i>RPD Limits</i>
Volatile Organics by GC/MS - Westborough Lab Associated sample(s): 04-06,08-10 QC Batch ID: WG1566693-6 WG1566693-7 QC Sample: L2159730-06 Client ID: MW22B-102921-												
Methylene chloride	ND	10	10	100		11	110		70-130	10		20
1,1-Dichloroethane	ND	10	10	100		11	110		70-130	10		20
Chloroform	ND	10	10	100		11	110		70-130	10		20
Carbon tetrachloride	ND	10	10	100		11	110		63-132	10		20
1,2-Dichloropropane	ND	10	9.9	99		11	110		70-130	11		20
Dibromochloromethane	ND	10	9.8	98		10	100		63-130	2		20
1,1,2-Trichloroethane	ND	10	8.1	81		8.8	88		70-130	8		20
Tetrachloroethene	ND	10	9.3	93		9.9	99		70-130	6		20
Chlorobenzene	ND	10	9.8	98		10	100		75-130	2		20
Trichlorofluoromethane	ND	10	10	100		11	110		62-150	10		20
1,2-Dichloroethane	ND	10	10	100		11	110		70-130	10		20
1,1,1-Trichloroethane	ND	10	10	100		11	110		67-130	10		20
Bromodichloromethane	ND	10	10	100		11	110		67-130	10		20
trans-1,3-Dichloropropene	ND	10	8.0	80		8.7	87		70-130	8		20
cis-1,3-Dichloropropene	ND	10	8.4	84		9.6	96		70-130	13		20
Bromoform	ND	10	9.1	91		10	100		54-136	9		20
1,1,2,2-Tetrachloroethane	ND	10	8.9	89		10	100		67-130	12		20
Benzene	ND	10	9.5	95		10	100		70-130	5		20
Toluene	ND	10	9.6	96		9.9	99		70-130	3		20
Ethylbenzene	ND	10	9.4	94		9.9	99		70-130	5		20
Chloromethane	ND	10	11	110		11	110		64-130	0		20
Bromomethane	ND	10	8.4	84		8.7	87		39-139	4		20
Vinyl chloride	ND	10	11	110		11	110		55-140	0		20

Matrix Spike Analysis

Batch Quality Control

Project Name: SUPPLEMENTAL RI SAMPLING PRGM.

Lab Number: L2159730

Project Number: 0127981-023

Report Date: 11/08/21

<i>Parameter</i>	<i>Native Sample</i>	<i>MS Added</i>	<i>MS Found</i>	<i>MS %Recovery</i>	<i>Qual</i>	<i>MSD Found</i>	<i>MSD %Recovery</i>	<i>Qual</i>	<i>Recovery Limits</i>	<i>RPD</i>	<i>Qual</i>	<i>RPD Limits</i>
Volatile Organics by GC/MS - Westborough Lab Associated sample(s): 04-06,08-10 QC Batch ID: WG1566693-6 WG1566693-7 QC Sample: L2159730-06 Client ID: MW22B-102921-												
Chloroethane	ND	10	13	130		14	140	Q	55-138	7		20
1,1-Dichloroethene	ND	10	10	100		11	110		61-145	10		20
trans-1,2-Dichloroethene	ND	10	10	100		11	110		70-130	10		20
Trichloroethene	ND	10	10	100		11	110		70-130	10		20
1,2-Dichlorobenzene	ND	10	9.4	94		10	100		70-130	6		20
1,3-Dichlorobenzene	ND	10	9.7	97		10	100		70-130	3		20
1,4-Dichlorobenzene	ND	10	9.6	96		10	100		70-130	4		20
Methyl tert butyl ether	ND	10	8.8	88		10	100		63-130	13		20
p/m-Xylene	ND	20	18	90		19	95		70-130	5		20
o-Xylene	ND	20	19	95		20	100		70-130	5		20
cis-1,2-Dichloroethene	ND	10	10	100		10	100		70-130	0		20
Styrene	ND	20	18	90		19	95		70-130	5		20
Dichlorodifluoromethane	ND	10	9.4	94		9.8	98		36-147	4		20
Acetone	ND	10	11	110		13	130		58-148	17		20
Carbon disulfide	ND	10	11	110		12	120		51-130	9		20
2-Butanone	ND	10	10	100		11	110		63-138	10		20
4-Methyl-2-pentanone	ND	10	8.3	83		9.0	90		59-130	8		20
2-Hexanone	ND	10	8.6	86		9.4	94		57-130	9		20
Bromochloromethane	ND	10	11	110		11	110		70-130	0		20
1,2-Dibromoethane	ND	10	8.3	83		8.9	89		70-130	7		20
1,2-Dibromo-3-chloropropane	ND	10	9.0	90		9.5	95		41-144	5		20
Isopropylbenzene	ND	10	8.9	89		9.7	97		70-130	9		20
1,2,3-Trichlorobenzene	ND	10	7.4	74		9.0	90		70-130	20		20

Matrix Spike Analysis Batch Quality Control

Project Name: SUPPLEMENTAL RI SAMPLING PRGM.
Project Number: 0127981-023

Lab Number: L2159730
Report Date: 11/08/21

Parameter	Native Sample	MS Added	MS Found	MS %Recovery	Qual	MSD Found	MSD %Recovery	Qual	Recovery Limits	RPD	Qual	RPD Limits
Volatile Organics by GC/MS - Westborough Lab Associated sample(s): 04-06,08-10 QC Batch ID: WG1566693-6 WG1566693-7 QC Sample: L2159730-06 Client ID: MW22B-102921-												
1,2,4-Trichlorobenzene	ND	10	8.6	86		9.6	96		70-130	11		20
Methyl Acetate	ND	10	9.2	92		11	110		70-130	18		20
Cyclohexane	ND	10	10	100		11	110		70-130	10		20
1,4-Dioxane	ND	500	700	140		870	174	Q	56-162	22	Q	20
Freon-113	ND	10	11	110		11	110		70-130	0		20
Methyl cyclohexane	ND	10	9.2J	92		10	100		70-130	8		20

Surrogate	MS		MSD		Acceptance Criteria
	% Recovery	Qualifier	% Recovery	Qualifier	
1,2-Dichloroethane-d4	100		107		70-130
4-Bromofluorobenzene	88		91		70-130
Dibromofluoromethane	104		103		70-130
Toluene-d8	95		95		70-130

SEMIVOLATILES

Project Name: SUPPLEMENTAL RI SAMPLING PRGM.**Lab Number:** L2159730**Project Number:** 0127981-023**Report Date:** 11/08/21**SAMPLE RESULTS**

Lab ID: L2159730-01
 Client ID: MW22B-102921-1105
 Sample Location: BATH, NY

Date Collected: 10/29/21 11:05
 Date Received: 10/29/21
 Field Prep: Not Specified

Sample Depth:

Matrix: Water
 Analytical Method: 1,8270D-SIM
 Analytical Date: 11/07/21 10:09
 Analyst: DB

Extraction Method: EPA 3510C
 Extraction Date: 11/04/21 12:04

Parameter	Result	Qualifier	Units	RL	MDL	Dilution Factor
1,4 Dioxane by 8270D-SIM - Mansfield Lab						
1,4-Dioxane	ND		ng/l	144	32.6	1
Surrogate			% Recovery	Qualifier	Acceptance Criteria	
1,4-Dioxane-d8			28		15-110	

Project Name: SUPPLEMENTAL RI SAMPLING PRGM.
Project Number: 0127981-023

Lab Number: L2159730
Report Date: 11/08/21

SAMPLE RESULTS

Lab ID: L2159730-01
 Client ID: MW22B-102921-1105
 Sample Location: BATH, NY

Date Collected: 10/29/21 11:05
 Date Received: 10/29/21
 Field Prep: Not Specified

Sample Depth:

Matrix: Water
 Analytical Method: 134,LCMSMS-ID
 Analytical Date: 11/02/21 04:46
 Analyst: HT

Extraction Method: ALPHA 23528
 Extraction Date: 11/01/21 09:31

Parameter	Result	Qualifier	Units	RL	MDL	Dilution Factor
Perfluorinated Alkyl Acids by Isotope Dilution - Mansfield Lab						
Perfluorobutanoic Acid (PFBA)	0.578	J	ng/l	1.82	0.371	1
Perfluoropentanoic Acid (PFPeA)	0.644	J	ng/l	1.82	0.360	1
Perfluorobutanesulfonic Acid (PFBS)	0.269	J	ng/l	1.82	0.216	1
Perfluorohexanoic Acid (PFHxA)	ND		ng/l	1.82	0.298	1
Perfluoroheptanoic Acid (PFHpA)	ND		ng/l	1.82	0.205	1
Perfluorohexanesulfonic Acid (PFHxS)	ND		ng/l	1.82	0.342	1
Perfluorooctanoic Acid (PFOA)	0.404	J	ng/l	1.82	0.214	1
1H,1H,2H,2H-Perfluorooctanesulfonic Acid (6:2FTS)	ND		ng/l	1.82	1.21	1
Perfluoroheptanesulfonic Acid (PFHpS)	ND		ng/l	1.82	0.625	1
Perfluorononanoic Acid (PFNA)	ND		ng/l	1.82	0.284	1
Perfluorooctanesulfonic Acid (PFOS)	ND		ng/l	1.82	0.458	1
Perfluorodecanoic Acid (PFDA)	ND		ng/l	1.82	0.276	1
1H,1H,2H,2H-Perfluorodecanesulfonic Acid (8:2FTS)	ND		ng/l	1.82	1.10	1
N-Methyl Perfluorooctanesulfonamidoacetic Acid (NMeFOSAA)	ND		ng/l	1.82	0.589	1
Perfluoroundecanoic Acid (PFUnA)	ND		ng/l	1.82	0.236	1
Perfluorodecanesulfonic Acid (PFDS)	ND		ng/l	1.82	0.891	1
Perfluorooctanesulfonamide (FOSA)	ND		ng/l	1.82	0.527	1
N-Ethyl Perfluorooctanesulfonamidoacetic Acid (NEtFOSAA)	ND		ng/l	1.82	0.731	1
Perfluorododecanoic Acid (PFDoA)	ND		ng/l	1.82	0.338	1
Perfluorotridecanoic Acid (PFTrDA)	ND		ng/l	1.82	0.297	1
Perfluorotetradecanoic Acid (PFTA)	ND		ng/l	1.82	0.225	1
PFOA/PFOS, Total	0.404	J	ng/l	1.82	0.214	1

Project Name: SUPPLEMENTAL RI SAMPLING PRGM.
Project Number: 0127981-023

Lab Number: L2159730
Report Date: 11/08/21

SAMPLE RESULTS

Lab ID: L2159730-01
 Client ID: MW22B-102921-1105
 Sample Location: BATH, NY

Date Collected: 10/29/21 11:05
 Date Received: 10/29/21
 Field Prep: Not Specified

Sample Depth:

Parameter	Result	Qualifier	Units	RL	MDL	Dilution Factor
Perfluorinated Alkyl Acids by Isotope Dilution - Mansfield Lab						

Surrogate (Extracted Internal Standard)	% Recovery	Qualifier	Acceptance Criteria
Perfluoro[13C4]Butanoic Acid (MPFBA)	83		58-132
Perfluoro[13C5]Pentanoic Acid (M5PFPEA)	89		62-163
Perfluoro[2,3,4-13C3]Butanesulfonic Acid (M3PFBS)	109		70-131
Perfluoro[1,2,3,4,6-13C5]Hexanoic Acid (M5PFHxA)	78		57-129
Perfluoro[1,2,3,4-13C4]Heptanoic Acid (M4PFHpA)	83		60-129
Perfluoro[1,2,3-13C3]Hexanesulfonic Acid (M3PFHxS)	116		71-134
Perfluoro[13C8]Octanoic Acid (M8PFOA)	89		62-129
1H,1H,2H,2H-Perfluoro[1,2-13C2]Octanesulfonic Acid (M2-6:2FTS)	127		14-147
Perfluoro[13C9]Nonanoic Acid (M9PFNA)	96		59-139
Perfluoro[13C8]Octanesulfonic Acid (M8PFOS)	104		69-131
Perfluoro[1,2,3,4,5,6-13C6]Decanoic Acid (M6PFDA)	94		62-124
1H,1H,2H,2H-Perfluoro[1,2-13C2]Decanesulfonic Acid (M2-8:2FTS)	113		10-162
N-Deuteriomethylperfluoro-1-octanesulfonamidoacetic Acid (d3-NMeFOSAA)	63		24-116
Perfluoro[1,2,3,4,5,6,7-13C7]Undecanoic Acid (M7-PFUDA)	92		55-137
Perfluoro[13C8]Octanesulfonamide (M8FOSA)	35		10-112
N-Deuterioethylperfluoro-1-octanesulfonamidoacetic Acid (d5-NEtFOSAA)	84		27-126
Perfluoro[1,2-13C2]Dodecanoic Acid (MPFDOA)	83		48-131
Perfluoro[1,2-13C2]Tetradecanoic Acid (M2PFTEDA)	79		22-136

Project Name: SUPPLEMENTAL RI SAMPLING PRGM.
Project Number: 0127981-023

Lab Number: L2159730
Report Date: 11/08/21

SAMPLE RESULTS

Lab ID: L2159730-02
 Client ID: MW21B-102921-1135
 Sample Location: BATH, NY

Date Collected: 10/29/21 11:35
 Date Received: 10/29/21
 Field Prep: Not Specified

Sample Depth:

Matrix: Water
 Analytical Method: 1,8270D-SIM
 Analytical Date: 11/07/21 11:23
 Analyst: DB

Extraction Method: EPA 3510C
 Extraction Date: 11/04/21 12:04

Parameter	Result	Qualifier	Units	RL	MDL	Dilution Factor
1,4 Dioxane by 8270D-SIM - Mansfield Lab						
1,4-Dioxane	ND		ng/l	144	32.6	1

Surrogate	% Recovery	Qualifier	Acceptance Criteria
1,4-Dioxane-d8	26		15-110

Project Name: SUPPLEMENTAL RI SAMPLING PRGM.
Project Number: 0127981-023

Lab Number: L2159730
Report Date: 11/08/21

SAMPLE RESULTS

Lab ID: L2159730-02
 Client ID: MW21B-102921-1135
 Sample Location: BATH, NY

Date Collected: 10/29/21 11:35
 Date Received: 10/29/21
 Field Prep: Not Specified

Sample Depth:

Matrix: Water
 Analytical Method: 134,LCMSMS-ID
 Analytical Date: 11/02/21 05:36
 Analyst: HT

Extraction Method: ALPHA 23528
 Extraction Date: 11/01/21 09:31

Parameter	Result	Qualifier	Units	RL	MDL	Dilution Factor
Perfluorinated Alkyl Acids by Isotope Dilution - Mansfield Lab						
Perfluorobutanoic Acid (PFBA)	0.604	J	ng/l	1.83	0.374	1
Perfluoropentanoic Acid (PFPeA)	0.593	J	ng/l	1.83	0.363	1
Perfluorobutanesulfonic Acid (PFBS)	ND		ng/l	1.83	0.218	1
Perfluorohexanoic Acid (PFHxA)	0.322	JF	ng/l	1.83	0.300	1
Perfluoroheptanoic Acid (PFHpA)	ND		ng/l	1.83	0.206	1
Perfluorohexanesulfonic Acid (PFHxS)	ND		ng/l	1.83	0.344	1
Perfluorooctanoic Acid (PFOA)	0.249	J	ng/l	1.83	0.216	1
1H,1H,2H,2H-Perfluorooctanesulfonic Acid (6:2FTS)	ND		ng/l	1.83	1.22	1
Perfluoroheptanesulfonic Acid (PFHpS)	ND		ng/l	1.83	0.630	1
Perfluorononanoic Acid (PFNA)	ND		ng/l	1.83	0.286	1
Perfluorooctanesulfonic Acid (PFOS)	ND		ng/l	1.83	0.462	1
Perfluorodecanoic Acid (PFDA)	ND		ng/l	1.83	0.278	1
1H,1H,2H,2H-Perfluorodecanesulfonic Acid (8:2FTS)	ND		ng/l	1.83	1.11	1
N-Methyl Perfluorooctanesulfonamidoacetic Acid (NMeFOSAA)	ND		ng/l	1.83	0.593	1
Perfluoroundecanoic Acid (PFUnA)	ND		ng/l	1.83	0.238	1
Perfluorodecanesulfonic Acid (PFDS)	ND		ng/l	1.83	0.897	1
Perfluorooctanesulfonamide (FOSA)	ND		ng/l	1.83	0.531	1
N-Ethyl Perfluorooctanesulfonamidoacetic Acid (NEtFOSAA)	ND		ng/l	1.83	0.736	1
Perfluorododecanoic Acid (PFDoA)	ND		ng/l	1.83	0.341	1
Perfluorotridecanoic Acid (PFTrDA)	ND		ng/l	1.83	0.300	1
Perfluorotetradecanoic Acid (PFTA)	ND		ng/l	1.83	0.227	1
PFOA/PFOS, Total	0.249	J	ng/l	1.83	0.216	1

Project Name: SUPPLEMENTAL RI SAMPLING PRGM.
Project Number: 0127981-023

Lab Number: L2159730
Report Date: 11/08/21

SAMPLE RESULTS

Lab ID: L2159730-02
 Client ID: MW21B-102921-1135
 Sample Location: BATH, NY

Date Collected: 10/29/21 11:35
 Date Received: 10/29/21
 Field Prep: Not Specified

Sample Depth:

Parameter	Result	Qualifier	Units	RL	MDL	Dilution Factor
Perfluorinated Alkyl Acids by Isotope Dilution - Mansfield Lab						

Surrogate (Extracted Internal Standard)	% Recovery	Qualifier	Acceptance Criteria
Perfluoro[13C4]Butanoic Acid (MPFBA)	92		58-132
Perfluoro[13C5]Pentanoic Acid (M5PFPEA)	106		62-163
Perfluoro[2,3,4-13C3]Butanesulfonic Acid (M3PFBS)	110		70-131
Perfluoro[1,2,3,4,6-13C5]Hexanoic Acid (M5PFHxA)	94		57-129
Perfluoro[1,2,3,4-13C4]Heptanoic Acid (M4PFHpA)	95		60-129
Perfluoro[1,2,3-13C3]Hexanesulfonic Acid (M3PFHxS)	118		71-134
Perfluoro[13C8]Octanoic Acid (M8PFOA)	97		62-129
1H,1H,2H,2H-Perfluoro[1,2-13C2]Octanesulfonic Acid (M2-6:2FTS)	99		14-147
Perfluoro[13C9]Nonanoic Acid (M9PFNA)	103		59-139
Perfluoro[13C8]Octanesulfonic Acid (M8PFOS)	99		69-131
Perfluoro[1,2,3,4,5,6-13C6]Decanoic Acid (M6PFDA)	94		62-124
1H,1H,2H,2H-Perfluoro[1,2-13C2]Decanesulfonic Acid (M2-8:2FTS)	90		10-162
N-Deuteriomethylperfluoro-1-octanesulfonamidoacetic Acid (d3-NMeFOSAA)	81		24-116
Perfluoro[1,2,3,4,5,6,7-13C7]Undecanoic Acid (M7-PFUDA)	95		55-137
Perfluoro[13C8]Octanesulfonamide (M8FOSA)	14		10-112
N-Deuterioethylperfluoro-1-octanesulfonamidoacetic Acid (d5-NEtFOSAA)	92		27-126
Perfluoro[1,2-13C2]Dodecanoic Acid (MPFDOA)	93		48-131
Perfluoro[1,2-13C2]Tetradecanoic Acid (M2PFTEDA)	83		22-136

Project Name: SUPPLEMENTAL RI SAMPLING PRGM.
Project Number: 0127981-023

Lab Number: L2159730
Report Date: 11/08/21

SAMPLE RESULTS

Lab ID: L2159730-03
 Client ID: MW21A-102921-1200
 Sample Location: BATH, NY

Date Collected: 10/29/21 12:00
 Date Received: 10/29/21
 Field Prep: Not Specified

Sample Depth:

Matrix: Water
 Analytical Method: 1,8270D-SIM
 Analytical Date: 11/07/21 11:45
 Analyst: DB

Extraction Method: EPA 3510C
 Extraction Date: 11/04/21 12:04

Parameter	Result	Qualifier	Units	RL	MDL	Dilution Factor
1,4 Dioxane by 8270D-SIM - Mansfield Lab						
1,4-Dioxane	ND		ng/l	150	33.9	1
Surrogate			% Recovery	Qualifier	Acceptance Criteria	
1,4-Dioxane-d8			29		15-110	

Project Name: SUPPLEMENTAL RI SAMPLING PRGM.
Project Number: 0127981-023

Lab Number: L2159730
Report Date: 11/08/21

SAMPLE RESULTS

Lab ID: L2159730-03
 Client ID: MW21A-102921-1200
 Sample Location: BATH, NY

Date Collected: 10/29/21 12:00
 Date Received: 10/29/21
 Field Prep: Not Specified

Sample Depth:

Matrix: Water
 Analytical Method: 134,LCMSMS-ID
 Analytical Date: 11/02/21 05:52
 Analyst: HT

Extraction Method: ALPHA 23528
 Extraction Date: 11/01/21 09:31

Parameter	Result	Qualifier	Units	RL	MDL	Dilution Factor
Perfluorinated Alkyl Acids by Isotope Dilution - Mansfield Lab						
Perfluorobutanoic Acid (PFBA)	2.88		ng/l	1.91	0.389	1
Perfluoropentanoic Acid (PFPeA)	0.676	J	ng/l	1.91	0.378	1
Perfluorobutanesulfonic Acid (PFBS)	0.637	J	ng/l	1.91	0.227	1
Perfluorohexanoic Acid (PFHxA)	0.416	JF	ng/l	1.91	0.313	1
Perfluoroheptanoic Acid (PFHpA)	ND		ng/l	1.91	0.215	1
Perfluorohexanesulfonic Acid (PFHxS)	ND		ng/l	1.91	0.359	1
Perfluorooctanoic Acid (PFOA)	0.813	J	ng/l	1.91	0.225	1
1H,1H,2H,2H-Perfluorooctanesulfonic Acid (6:2FTS)	ND		ng/l	1.91	1.27	1
Perfluoroheptanesulfonic Acid (PFHpS)	ND		ng/l	1.91	0.656	1
Perfluorononanoic Acid (PFNA)	ND		ng/l	1.91	0.298	1
Perfluorooctanesulfonic Acid (PFOS)	0.954	J	ng/l	1.91	0.481	1
Perfluorodecanoic Acid (PFDA)	ND		ng/l	1.91	0.290	1
1H,1H,2H,2H-Perfluorodecanesulfonic Acid (8:2FTS)	ND		ng/l	1.91	1.16	1
N-Methyl Perfluorooctanesulfonamidoacetic Acid (NMeFOSAA)	ND		ng/l	1.91	0.618	1
Perfluoroundecanoic Acid (PFUnA)	ND		ng/l	1.91	0.248	1
Perfluorodecanesulfonic Acid (PFDS)	ND		ng/l	1.91	0.935	1
Perfluorooctanesulfonamide (FOSA)	ND		ng/l	1.91	0.553	1
N-Ethyl Perfluorooctanesulfonamidoacetic Acid (NEtFOSAA)	ND		ng/l	1.91	0.767	1
Perfluorododecanoic Acid (PFDoA)	ND		ng/l	1.91	0.355	1
Perfluorotridecanoic Acid (PFTrDA)	ND		ng/l	1.91	0.312	1
Perfluorotetradecanoic Acid (PFTA)	ND		ng/l	1.91	0.237	1
PFOA/PFOS, Total	1.77	J	ng/l	1.91	0.225	1

Project Name: SUPPLEMENTAL RI SAMPLING PRGM.
Project Number: 0127981-023

Lab Number: L2159730
Report Date: 11/08/21

SAMPLE RESULTS

Lab ID: L2159730-03
 Client ID: MW21A-102921-1200
 Sample Location: BATH, NY

Date Collected: 10/29/21 12:00
 Date Received: 10/29/21
 Field Prep: Not Specified

Sample Depth:

Parameter	Result	Qualifier	Units	RL	MDL	Dilution Factor
Perfluorinated Alkyl Acids by Isotope Dilution - Mansfield Lab						

Surrogate (Extracted Internal Standard)	% Recovery	Qualifier	Acceptance Criteria
Perfluoro[13C4]Butanoic Acid (MPFBA)	86		58-132
Perfluoro[13C5]Pentanoic Acid (M5PFPEA)	97		62-163
Perfluoro[2,3,4-13C3]Butanesulfonic Acid (M3PFBS)	106		70-131
Perfluoro[1,2,3,4,6-13C5]Hexanoic Acid (M5PFHxA)	79		57-129
Perfluoro[1,2,3,4-13C4]Heptanoic Acid (M4PFHpA)	87		60-129
Perfluoro[1,2,3-13C3]Hexanesulfonic Acid (M3PFHxS)	115		71-134
Perfluoro[13C8]Octanoic Acid (M8PFOA)	92		62-129
1H,1H,2H,2H-Perfluoro[1,2-13C2]Octanesulfonic Acid (M2-6:2FTS)	123		14-147
Perfluoro[13C9]Nonanoic Acid (M9PFNA)	103		59-139
Perfluoro[13C8]Octanesulfonic Acid (M8PFOS)	101		69-131
Perfluoro[1,2,3,4,5,6-13C6]Decanoic Acid (M6PFDA)	96		62-124
1H,1H,2H,2H-Perfluoro[1,2-13C2]Decanesulfonic Acid (M2-8:2FTS)	101		10-162
N-Deuteriomethylperfluoro-1-octanesulfonamidoacetic Acid (d3-NMeFOSAA)	68		24-116
Perfluoro[1,2,3,4,5,6,7-13C7]Undecanoic Acid (M7-PFUDA)	90		55-137
Perfluoro[13C8]Octanesulfonamide (M8FOSA)	25		10-112
N-Deuterioethylperfluoro-1-octanesulfonamidoacetic Acid (d5-NEtFOSAA)	65		27-126
Perfluoro[1,2-13C2]Dodecanoic Acid (MPFDOA)	86		48-131
Perfluoro[1,2-13C2]Tetradecanoic Acid (M2PFTEDA)	80		22-136

Project Name: SUPPLEMENTAL RI SAMPLING PRGM.
Project Number: 0127981-023

Lab Number: L2159730
Report Date: 11/08/21

SAMPLE RESULTS

Lab ID: L2159730-04
 Client ID: MW21B-102921-1340
 Sample Location: BATH, NY

Date Collected: 10/29/21 13:40
 Date Received: 10/29/21
 Field Prep: Not Specified

Sample Depth:

Matrix: Water
 Analytical Method: 1,8270D
 Analytical Date: 11/01/21 23:10
 Analyst: JG

Extraction Method: EPA 3510C
 Extraction Date: 10/31/21 23:18

Parameter	Result	Qualifier	Units	RL	MDL	Dilution Factor
Semivolatile Organics by GC/MS - Westborough Lab						
Bis(2-chloroethyl)ether	ND		ug/l	2.0	0.50	1
3,3'-Dichlorobenzidine	ND		ug/l	5.0	1.6	1
2,4-Dinitrotoluene	ND		ug/l	5.0	1.2	1
2,6-Dinitrotoluene	ND		ug/l	5.0	0.93	1
4-Chlorophenyl phenyl ether	ND		ug/l	2.0	0.49	1
4-Bromophenyl phenyl ether	ND		ug/l	2.0	0.38	1
Bis(2-chloroisopropyl)ether	ND		ug/l	2.0	0.53	1
Bis(2-chloroethoxy)methane	ND		ug/l	5.0	0.50	1
Hexachlorocyclopentadiene	ND		ug/l	20	0.69	1
Isophorone	ND		ug/l	5.0	1.2	1
Nitrobenzene	ND		ug/l	2.0	0.77	1
NDPA/DPA	ND		ug/l	2.0	0.42	1
n-Nitrosodi-n-propylamine	ND		ug/l	5.0	0.64	1
Bis(2-ethylhexyl)phthalate	2.2	J	ug/l	3.0	1.5	1
Butyl benzyl phthalate	ND		ug/l	5.0	1.2	1
Di-n-butylphthalate	ND		ug/l	5.0	0.39	1
Di-n-octylphthalate	ND		ug/l	5.0	1.3	1
Diethyl phthalate	ND		ug/l	5.0	0.38	1
Dimethyl phthalate	ND		ug/l	5.0	1.8	1
Biphenyl	ND		ug/l	2.0	0.46	1
4-Chloroaniline	ND		ug/l	5.0	1.1	1
2-Nitroaniline	ND		ug/l	5.0	0.50	1
3-Nitroaniline	ND		ug/l	5.0	0.81	1
4-Nitroaniline	ND		ug/l	5.0	0.80	1
Dibenzofuran	ND		ug/l	2.0	0.50	1
1,2,4,5-Tetrachlorobenzene	ND		ug/l	10	0.44	1
Acetophenone	ND		ug/l	5.0	0.53	1
2,4,6-Trichlorophenol	ND		ug/l	5.0	0.61	1

Project Name: SUPPLEMENTAL RI SAMPLING PRGM.
Project Number: 0127981-023

Lab Number: L2159730
Report Date: 11/08/21

SAMPLE RESULTS

Lab ID: L2159730-04
 Client ID: MW21B-102921-1340
 Sample Location: BATH, NY

Date Collected: 10/29/21 13:40
 Date Received: 10/29/21
 Field Prep: Not Specified

Sample Depth:

Parameter	Result	Qualifier	Units	RL	MDL	Dilution Factor
Semivolatile Organics by GC/MS - Westborough Lab						
p-Chloro-m-cresol	ND		ug/l	2.0	0.35	1
2-Chlorophenol	ND		ug/l	2.0	0.48	1
2,4-Dichlorophenol	ND		ug/l	5.0	0.41	1
2,4-Dimethylphenol	ND		ug/l	5.0	1.8	1
2-Nitrophenol	ND		ug/l	10	0.85	1
4-Nitrophenol	ND		ug/l	10	0.67	1
2,4-Dinitrophenol	ND		ug/l	20	6.6	1
4,6-Dinitro-o-cresol	ND		ug/l	10	1.8	1
Phenol	ND		ug/l	5.0	0.57	1
2-Methylphenol	ND		ug/l	5.0	0.49	1
3-Methylphenol/4-Methylphenol	ND		ug/l	5.0	0.48	1
2,4,5-Trichlorophenol	ND		ug/l	5.0	0.77	1
Carbazole	ND		ug/l	2.0	0.49	1
Atrazine	ND		ug/l	10	0.76	1
Benzaldehyde	ND		ug/l	5.0	0.53	1
Caprolactam	ND		ug/l	10	3.3	1
2,3,4,6-Tetrachlorophenol	ND		ug/l	5.0	0.84	1

Surrogate	% Recovery	Qualifier	Acceptance Criteria
2-Fluorophenol	82		21-120
Phenol-d6	66		10-120
Nitrobenzene-d5	102		23-120
2-Fluorobiphenyl	87		15-120
2,4,6-Tribromophenol	109		10-120
4-Terphenyl-d14	92		41-149

Project Name: SUPPLEMENTAL RI SAMPLING PRGM.
Project Number: 0127981-023

Lab Number: L2159730
Report Date: 11/08/21

SAMPLE RESULTS

Lab ID: L2159730-04
 Client ID: MW21B-102921-1340
 Sample Location: BATH, NY

Date Collected: 10/29/21 13:40
 Date Received: 10/29/21
 Field Prep: Not Specified

Sample Depth:

Matrix: Water
 Analytical Method: 1,8270D-SIM
 Analytical Date: 11/02/21 14:11
 Analyst: DV

Extraction Method: EPA 3510C
 Extraction Date: 11/01/21 02:24

Parameter	Result	Qualifier	Units	RL	MDL	Dilution Factor
Semivolatile Organics by GC/MS-SIM - Westborough Lab						
Acenaphthene	ND		ug/l	0.10	0.01	1
2-Chloronaphthalene	ND		ug/l	0.20	0.02	1
Fluoranthene	ND		ug/l	0.10	0.02	1
Hexachlorobutadiene	ND		ug/l	0.50	0.05	1
Naphthalene	ND		ug/l	0.10	0.05	1
Benzo(a)anthracene	ND		ug/l	0.10	0.02	1
Benzo(a)pyrene	ND		ug/l	0.10	0.02	1
Benzo(b)fluoranthene	ND		ug/l	0.10	0.01	1
Benzo(k)fluoranthene	ND		ug/l	0.10	0.01	1
Chrysene	ND		ug/l	0.10	0.01	1
Acenaphthylene	ND		ug/l	0.10	0.01	1
Anthracene	ND		ug/l	0.10	0.01	1
Benzo(ghi)perylene	ND		ug/l	0.10	0.01	1
Fluorene	ND		ug/l	0.10	0.01	1
Phenanthrene	ND		ug/l	0.10	0.02	1
Dibenzo(a,h)anthracene	ND		ug/l	0.10	0.01	1
Indeno(1,2,3-cd)pyrene	ND		ug/l	0.10	0.01	1
Pyrene	ND		ug/l	0.10	0.02	1
2-Methylnaphthalene	0.03	J	ug/l	0.10	0.02	1
Pentachlorophenol	ND		ug/l	0.80	0.01	1
Hexachlorobenzene	ND		ug/l	0.80	0.01	1
Hexachloroethane	ND		ug/l	0.80	0.06	1

Project Name: SUPPLEMENTAL RI SAMPLING PRGM.
Project Number: 0127981-023

Lab Number: L2159730
Report Date: 11/08/21

SAMPLE RESULTS

Lab ID: L2159730-04
 Client ID: MW21B-102921-1340
 Sample Location: BATH, NY

Date Collected: 10/29/21 13:40
 Date Received: 10/29/21
 Field Prep: Not Specified

Sample Depth:

Parameter	Result	Qualifier	Units	RL	MDL	Dilution Factor
-----------	--------	-----------	-------	----	-----	-----------------

Semivolatile Organics by GC/MS-SIM - Westborough Lab

Surrogate	% Recovery	Qualifier	Acceptance Criteria
2-Fluorophenol	68		21-120
Phenol-d6	64		10-120
Nitrobenzene-d5	95		23-120
2-Fluorobiphenyl	93		15-120
2,4,6-Tribromophenol	88		10-120
4-Terphenyl-d14	96		41-149

Project Name: SUPPLEMENTAL RI SAMPLING PRGM.
Project Number: 0127981-023

Lab Number: L2159730
Report Date: 11/08/21

SAMPLE RESULTS

Lab ID: L2159730-05
 Client ID: MW21A-102921-1515
 Sample Location: BATH, NY

Date Collected: 10/29/21 15:15
 Date Received: 10/29/21
 Field Prep: Not Specified

Sample Depth:

Matrix: Water
 Analytical Method: 1,8270D
 Analytical Date: 11/01/21 23:33
 Analyst: JG

Extraction Method: EPA 3510C
 Extraction Date: 10/31/21 23:18

Parameter	Result	Qualifier	Units	RL	MDL	Dilution Factor
Semivolatile Organics by GC/MS - Westborough Lab						
Bis(2-chloroethyl)ether	ND		ug/l	2.0	0.50	1
3,3'-Dichlorobenzidine	ND		ug/l	5.0	1.6	1
2,4-Dinitrotoluene	ND		ug/l	5.0	1.2	1
2,6-Dinitrotoluene	ND		ug/l	5.0	0.93	1
4-Chlorophenyl phenyl ether	ND		ug/l	2.0	0.49	1
4-Bromophenyl phenyl ether	ND		ug/l	2.0	0.38	1
Bis(2-chloroisopropyl)ether	ND		ug/l	2.0	0.53	1
Bis(2-chloroethoxy)methane	ND		ug/l	5.0	0.50	1
Hexachlorocyclopentadiene	ND		ug/l	20	0.69	1
Isophorone	ND		ug/l	5.0	1.2	1
Nitrobenzene	ND		ug/l	2.0	0.77	1
NDPA/DPA	ND		ug/l	2.0	0.42	1
n-Nitrosodi-n-propylamine	ND		ug/l	5.0	0.64	1
Bis(2-ethylhexyl)phthalate	ND		ug/l	3.0	1.5	1
Butyl benzyl phthalate	ND		ug/l	5.0	1.2	1
Di-n-butylphthalate	ND		ug/l	5.0	0.39	1
Di-n-octylphthalate	ND		ug/l	5.0	1.3	1
Diethyl phthalate	ND		ug/l	5.0	0.38	1
Dimethyl phthalate	ND		ug/l	5.0	1.8	1
Biphenyl	ND		ug/l	2.0	0.46	1
4-Chloroaniline	ND		ug/l	5.0	1.1	1
2-Nitroaniline	ND		ug/l	5.0	0.50	1
3-Nitroaniline	ND		ug/l	5.0	0.81	1
4-Nitroaniline	ND		ug/l	5.0	0.80	1
Dibenzofuran	ND		ug/l	2.0	0.50	1
1,2,4,5-Tetrachlorobenzene	ND		ug/l	10	0.44	1
Acetophenone	ND		ug/l	5.0	0.53	1
2,4,6-Trichlorophenol	ND		ug/l	5.0	0.61	1

Project Name: SUPPLEMENTAL RI SAMPLING PRGM.
Project Number: 0127981-023

Lab Number: L2159730
Report Date: 11/08/21

SAMPLE RESULTS

Lab ID: L2159730-05
 Client ID: MW21A-102921-1515
 Sample Location: BATH, NY

Date Collected: 10/29/21 15:15
 Date Received: 10/29/21
 Field Prep: Not Specified

Sample Depth:

Parameter	Result	Qualifier	Units	RL	MDL	Dilution Factor
Semivolatile Organics by GC/MS - Westborough Lab						
p-Chloro-m-cresol	ND		ug/l	2.0	0.35	1
2-Chlorophenol	ND		ug/l	2.0	0.48	1
2,4-Dichlorophenol	ND		ug/l	5.0	0.41	1
2,4-Dimethylphenol	ND		ug/l	5.0	1.8	1
2-Nitrophenol	ND		ug/l	10	0.85	1
4-Nitrophenol	ND		ug/l	10	0.67	1
2,4-Dinitrophenol	ND		ug/l	20	6.6	1
4,6-Dinitro-o-cresol	ND		ug/l	10	1.8	1
Phenol	ND		ug/l	5.0	0.57	1
2-Methylphenol	ND		ug/l	5.0	0.49	1
3-Methylphenol/4-Methylphenol	ND		ug/l	5.0	0.48	1
2,4,5-Trichlorophenol	ND		ug/l	5.0	0.77	1
Carbazole	ND		ug/l	2.0	0.49	1
Atrazine	ND		ug/l	10	0.76	1
Benzaldehyde	ND		ug/l	5.0	0.53	1
Caprolactam	ND		ug/l	10	3.3	1
2,3,4,6-Tetrachlorophenol	ND		ug/l	5.0	0.84	1

Surrogate	% Recovery	Qualifier	Acceptance Criteria
2-Fluorophenol	67		21-120
Phenol-d6	60		10-120
Nitrobenzene-d5	95		23-120
2-Fluorobiphenyl	79		15-120
2,4,6-Tribromophenol	94		10-120
4-Terphenyl-d14	93		41-149

Project Name: SUPPLEMENTAL RI SAMPLING PRGM.
Project Number: 0127981-023

Lab Number: L2159730
Report Date: 11/08/21

SAMPLE RESULTS

Lab ID: L2159730-05
 Client ID: MW21A-102921-1515
 Sample Location: BATH, NY

Date Collected: 10/29/21 15:15
 Date Received: 10/29/21
 Field Prep: Not Specified

Sample Depth:

Matrix: Water
 Analytical Method: 1,8270D-SIM
 Analytical Date: 11/02/21 14:31
 Analyst: DV

Extraction Method: EPA 3510C
 Extraction Date: 11/01/21 02:24

Parameter	Result	Qualifier	Units	RL	MDL	Dilution Factor
Semivolatile Organics by GC/MS-SIM - Westborough Lab						
Acenaphthene	ND		ug/l	0.10	0.01	1
2-Chloronaphthalene	ND		ug/l	0.20	0.02	1
Fluoranthene	ND		ug/l	0.10	0.02	1
Hexachlorobutadiene	ND		ug/l	0.50	0.05	1
Naphthalene	ND		ug/l	0.10	0.05	1
Benzo(a)anthracene	ND		ug/l	0.10	0.02	1
Benzo(a)pyrene	ND		ug/l	0.10	0.02	1
Benzo(b)fluoranthene	ND		ug/l	0.10	0.01	1
Benzo(k)fluoranthene	ND		ug/l	0.10	0.01	1
Chrysene	ND		ug/l	0.10	0.01	1
Acenaphthylene	ND		ug/l	0.10	0.01	1
Anthracene	ND		ug/l	0.10	0.01	1
Benzo(ghi)perylene	ND		ug/l	0.10	0.01	1
Fluorene	ND		ug/l	0.10	0.01	1
Phenanthrene	ND		ug/l	0.10	0.02	1
Dibenzo(a,h)anthracene	ND		ug/l	0.10	0.01	1
Indeno(1,2,3-cd)pyrene	ND		ug/l	0.10	0.01	1
Pyrene	ND		ug/l	0.10	0.02	1
2-Methylnaphthalene	ND		ug/l	0.10	0.02	1
Pentachlorophenol	ND		ug/l	0.80	0.01	1
Hexachlorobenzene	ND		ug/l	0.80	0.01	1
Hexachloroethane	ND		ug/l	0.80	0.06	1

Project Name: SUPPLEMENTAL RI SAMPLING PRGM.**Lab Number:** L2159730**Project Number:** 0127981-023**Report Date:** 11/08/21**SAMPLE RESULTS**

Lab ID: L2159730-05
 Client ID: MW21A-102921-1515
 Sample Location: BATH, NY

Date Collected: 10/29/21 15:15
 Date Received: 10/29/21
 Field Prep: Not Specified

Sample Depth:

Parameter	Result	Qualifier	Units	RL	MDL	Dilution Factor
-----------	--------	-----------	-------	----	-----	-----------------

Semivolatile Organics by GC/MS-SIM - Westborough Lab

Surrogate	% Recovery	Qualifier	Acceptance Criteria
2-Fluorophenol	55		21-120
Phenol-d6	53		10-120
Nitrobenzene-d5	78		23-120
2-Fluorobiphenyl	78		15-120
2,4,6-Tribromophenol	70		10-120
4-Terphenyl-d14	83		41-149

Project Name: SUPPLEMENTAL RI SAMPLING PRGM.
Project Number: 0127981-023

Lab Number: L2159730
Report Date: 11/08/21

SAMPLE RESULTS

Lab ID: L2159730-06
 Client ID: MW22B-102921-
 Sample Location: BATH, NY

Date Collected: 10/29/21 16:20
 Date Received: 10/29/21
 Field Prep: Not Specified

Sample Depth:

Matrix: Water
 Analytical Method: 1,8270D
 Analytical Date: 11/01/21 21:39
 Analyst: JG

Extraction Method: EPA 3510C
 Extraction Date: 10/31/21 23:18

Parameter	Result	Qualifier	Units	RL	MDL	Dilution Factor
Semivolatile Organics by GC/MS - Westborough Lab						
Bis(2-chloroethyl)ether	ND		ug/l	2.0	0.50	1
3,3'-Dichlorobenzidine	ND		ug/l	5.0	1.6	1
2,4-Dinitrotoluene	ND		ug/l	5.0	1.2	1
2,6-Dinitrotoluene	ND		ug/l	5.0	0.93	1
4-Chlorophenyl phenyl ether	ND		ug/l	2.0	0.49	1
4-Bromophenyl phenyl ether	ND		ug/l	2.0	0.38	1
Bis(2-chloroisopropyl)ether	ND		ug/l	2.0	0.53	1
Bis(2-chloroethoxy)methane	ND		ug/l	5.0	0.50	1
Hexachlorocyclopentadiene	ND		ug/l	20	0.69	1
Isophorone	ND		ug/l	5.0	1.2	1
Nitrobenzene	ND		ug/l	2.0	0.77	1
NDPA/DPA	ND		ug/l	2.0	0.42	1
n-Nitrosodi-n-propylamine	ND		ug/l	5.0	0.64	1
Bis(2-ethylhexyl)phthalate	4.2		ug/l	3.0	1.5	1
Butyl benzyl phthalate	ND		ug/l	5.0	1.2	1
Di-n-butylphthalate	ND		ug/l	5.0	0.39	1
Di-n-octylphthalate	ND		ug/l	5.0	1.3	1
Diethyl phthalate	ND		ug/l	5.0	0.38	1
Dimethyl phthalate	ND		ug/l	5.0	1.8	1
Biphenyl	ND		ug/l	2.0	0.46	1
4-Chloroaniline	ND		ug/l	5.0	1.1	1
2-Nitroaniline	ND		ug/l	5.0	0.50	1
3-Nitroaniline	ND		ug/l	5.0	0.81	1
4-Nitroaniline	ND		ug/l	5.0	0.80	1
Dibenzofuran	ND		ug/l	2.0	0.50	1
1,2,4,5-Tetrachlorobenzene	ND		ug/l	10	0.44	1
Acetophenone	ND		ug/l	5.0	0.53	1
2,4,6-Trichlorophenol	ND		ug/l	5.0	0.61	1

Project Name: SUPPLEMENTAL RI SAMPLING PRGM.**Lab Number:** L2159730**Project Number:** 0127981-023**Report Date:** 11/08/21**SAMPLE RESULTS**

Lab ID: L2159730-06
 Client ID: MW22B-102921-
 Sample Location: BATH, NY

Date Collected: 10/29/21 16:20
 Date Received: 10/29/21
 Field Prep: Not Specified

Sample Depth:

Parameter	Result	Qualifier	Units	RL	MDL	Dilution Factor
Semivolatile Organics by GC/MS - Westborough Lab						
p-Chloro-m-cresol	ND		ug/l	2.0	0.35	1
2-Chlorophenol	ND		ug/l	2.0	0.48	1
2,4-Dichlorophenol	ND		ug/l	5.0	0.41	1
2,4-Dimethylphenol	ND		ug/l	5.0	1.8	1
2-Nitrophenol	ND		ug/l	10	0.85	1
4-Nitrophenol	ND		ug/l	10	0.67	1
2,4-Dinitrophenol	ND		ug/l	20	6.6	1
4,6-Dinitro-o-cresol	ND		ug/l	10	1.8	1
Phenol	ND		ug/l	5.0	0.57	1
2-Methylphenol	ND		ug/l	5.0	0.49	1
3-Methylphenol/4-Methylphenol	ND		ug/l	5.0	0.48	1
2,4,5-Trichlorophenol	ND		ug/l	5.0	0.77	1
Carbazole	ND		ug/l	2.0	0.49	1
Atrazine	ND		ug/l	10	0.76	1
Benzaldehyde	ND		ug/l	5.0	0.53	1
Caprolactam	ND		ug/l	10	3.3	1
2,3,4,6-Tetrachlorophenol	ND		ug/l	5.0	0.84	1

Surrogate	% Recovery	Qualifier	Acceptance Criteria
2-Fluorophenol	75		21-120
Phenol-d6	64		10-120
Nitrobenzene-d5	94		23-120
2-Fluorobiphenyl	83		15-120
2,4,6-Tribromophenol	129	Q	10-120
4-Terphenyl-d14	94		41-149

Project Name: SUPPLEMENTAL RI SAMPLING PRGM.
Project Number: 0127981-023

Lab Number: L2159730
Report Date: 11/08/21

SAMPLE RESULTS

Lab ID: L2159730-06
 Client ID: MW22B-102921-
 Sample Location: BATH, NY

Date Collected: 10/29/21 16:20
 Date Received: 10/29/21
 Field Prep: Not Specified

Sample Depth:

Matrix: Water
 Analytical Method: 1,8270D-SIM
 Analytical Date: 11/02/21 15:50
 Analyst: DV

Extraction Method: EPA 3510C
 Extraction Date: 11/01/21 02:24

Parameter	Result	Qualifier	Units	RL	MDL	Dilution Factor
Semivolatile Organics by GC/MS-SIM - Westborough Lab						
Acenaphthene	ND		ug/l	0.10	0.01	1
2-Chloronaphthalene	ND		ug/l	0.20	0.02	1
Fluoranthene	ND		ug/l	0.10	0.02	1
Hexachlorobutadiene	ND		ug/l	0.50	0.05	1
Naphthalene	ND		ug/l	0.10	0.05	1
Benzo(a)anthracene	ND		ug/l	0.10	0.02	1
Benzo(a)pyrene	ND		ug/l	0.10	0.02	1
Benzo(b)fluoranthene	ND		ug/l	0.10	0.01	1
Benzo(k)fluoranthene	ND		ug/l	0.10	0.01	1
Chrysene	ND		ug/l	0.10	0.01	1
Acenaphthylene	ND		ug/l	0.10	0.01	1
Anthracene	ND		ug/l	0.10	0.01	1
Benzo(ghi)perylene	ND		ug/l	0.10	0.01	1
Fluorene	ND		ug/l	0.10	0.01	1
Phenanthrene	0.03	J	ug/l	0.10	0.02	1
Dibenzo(a,h)anthracene	ND		ug/l	0.10	0.01	1
Indeno(1,2,3-cd)pyrene	ND		ug/l	0.10	0.01	1
Pyrene	ND		ug/l	0.10	0.02	1
2-Methylnaphthalene	0.04	J	ug/l	0.10	0.02	1
Pentachlorophenol	ND		ug/l	0.80	0.01	1
Hexachlorobenzene	ND		ug/l	0.80	0.01	1
Hexachloroethane	ND		ug/l	0.80	0.06	1

Project Name: SUPPLEMENTAL RI SAMPLING PRGM.**Lab Number:** L2159730**Project Number:** 0127981-023**Report Date:** 11/08/21**SAMPLE RESULTS**

Lab ID: L2159730-06

Date Collected: 10/29/21 16:20

Client ID: MW22B-102921-

Date Received: 10/29/21

Sample Location: BATH, NY

Field Prep: Not Specified

Sample Depth:

Parameter	Result	Qualifier	Units	RL	MDL	Dilution Factor
-----------	--------	-----------	-------	----	-----	-----------------

Semivolatile Organics by GC/MS-SIM - Westborough Lab

Surrogate	% Recovery	Qualifier	Acceptance Criteria
2-Fluorophenol	68		21-120
Phenol-d6	63		10-120
Nitrobenzene-d5	88		23-120
2-Fluorobiphenyl	92		15-120
2,4,6-Tribromophenol	96		10-120
4-Terphenyl-d14	93		41-149

Project Name: SUPPLEMENTAL RI SAMPLING PRGM.
Project Number: 0127981-023

Lab Number: L2159730
Report Date: 11/08/21

SAMPLE RESULTS

Lab ID: L2159730-07
 Client ID: 4125-102921-0001
 Sample Location: BATH, NY

Date Collected: 10/29/21 00:00
 Date Received: 10/29/21
 Field Prep: Not Specified

Sample Depth:

Matrix: Water
 Analytical Method: 1,8270D-SIM
 Analytical Date: 11/07/21 12:10
 Analyst: DB

Extraction Method: EPA 3510C
 Extraction Date: 11/04/21 12:04

Parameter	Result	Qualifier	Units	RL	MDL	Dilution Factor
1,4 Dioxane by 8270D-SIM - Mansfield Lab						
1,4-Dioxane	ND		ng/l	144	32.6	1
Surrogate			% Recovery	Qualifier	Acceptance Criteria	
1,4-Dioxane-d8			32		15-110	

Project Name: SUPPLEMENTAL RI SAMPLING PRGM.
Project Number: 0127981-023

Lab Number: L2159730
Report Date: 11/08/21

SAMPLE RESULTS

Lab ID: L2159730-07
 Client ID: 4125-102921-0001
 Sample Location: BATH, NY

Date Collected: 10/29/21 00:00
 Date Received: 10/29/21
 Field Prep: Not Specified

Sample Depth:

Matrix: Water
 Analytical Method: 134,LCMSMS-ID
 Analytical Date: 11/02/21 06:09
 Analyst: HT

Extraction Method: ALPHA 23528
 Extraction Date: 11/01/21 09:31

Parameter	Result	Qualifier	Units	RL	MDL	Dilution Factor
Perfluorinated Alkyl Acids by Isotope Dilution - Mansfield Lab						
Perfluorobutanoic Acid (PFBA)	1.33	J	ng/l	1.84	0.376	1
Perfluoropentanoic Acid (PFPeA)	0.845	J	ng/l	1.84	0.365	1
Perfluorobutanesulfonic Acid (PFBS)	ND		ng/l	1.84	0.220	1
Perfluorohexanoic Acid (PFHxA)	0.491	J	ng/l	1.84	0.302	1
Perfluoroheptanoic Acid (PFHpA)	ND		ng/l	1.84	0.208	1
Perfluorohexanesulfonic Acid (PFHxS)	ND		ng/l	1.84	0.347	1
Perfluorooctanoic Acid (PFOA)	0.509	JF	ng/l	1.84	0.218	1
1H,1H,2H,2H-Perfluorooctanesulfonic Acid (6:2FTS)	ND		ng/l	1.84	1.23	1
Perfluoroheptanesulfonic Acid (PFHpS)	ND		ng/l	1.84	0.635	1
Perfluorononanoic Acid (PFNA)	ND		ng/l	1.84	0.288	1
Perfluorooctanesulfonic Acid (PFOS)	ND		ng/l	1.84	0.465	1
Perfluorodecanoic Acid (PFDA)	ND		ng/l	1.84	0.280	1
1H,1H,2H,2H-Perfluorodecanesulfonic Acid (8:2FTS)	ND		ng/l	1.84	1.12	1
N-Methyl Perfluorooctanesulfonamidoacetic Acid (NMeFOSAA)	ND		ng/l	1.84	0.598	1
Perfluoroundecanoic Acid (PFUnA)	ND		ng/l	1.84	0.240	1
Perfluorodecanesulfonic Acid (PFDS)	ND		ng/l	1.84	0.904	1
Perfluorooctanesulfonamide (FOSA)	ND		ng/l	1.84	0.535	1
N-Ethyl Perfluorooctanesulfonamidoacetic Acid (NEtFOSAA)	ND		ng/l	1.84	0.742	1
Perfluorododecanoic Acid (PFDoA)	ND		ng/l	1.84	0.343	1
Perfluorotridecanoic Acid (PFTrDA)	ND		ng/l	1.84	0.302	1
Perfluorotetradecanoic Acid (PFTA)	ND		ng/l	1.84	0.229	1
PFOA/PFOS, Total	0.509	J	ng/l	1.84	0.218	1

Project Name: SUPPLEMENTAL RI SAMPLING PRGM.
Project Number: 0127981-023

Lab Number: L2159730
Report Date: 11/08/21

SAMPLE RESULTS

Lab ID: L2159730-07
 Client ID: 4125-102921-0001
 Sample Location: BATH, NY

Date Collected: 10/29/21 00:00
 Date Received: 10/29/21
 Field Prep: Not Specified

Sample Depth:

Parameter	Result	Qualifier	Units	RL	MDL	Dilution Factor
Perfluorinated Alkyl Acids by Isotope Dilution - Mansfield Lab						

Surrogate (Extracted Internal Standard)	% Recovery	Qualifier	Acceptance Criteria
Perfluoro[13C4]Butanoic Acid (MPFBA)	91		58-132
Perfluoro[13C5]Pentanoic Acid (M5PFPEA)	107		62-163
Perfluoro[2,3,4-13C3]Butanesulfonic Acid (M3PFBS)	117		70-131
Perfluoro[1,2,3,4,6-13C5]Hexanoic Acid (M5PFHxA)	96		57-129
Perfluoro[1,2,3,4-13C4]Heptanoic Acid (M4PFHpA)	96		60-129
Perfluoro[1,2,3-13C3]Hexanesulfonic Acid (M3PFHxS)	119		71-134
Perfluoro[13C8]Octanoic Acid (M8PFOA)	100		62-129
1H,1H,2H,2H-Perfluoro[1,2-13C2]Octanesulfonic Acid (M2-6:2FTS)	104		14-147
Perfluoro[13C9]Nonanoic Acid (M9PFNA)	106		59-139
Perfluoro[13C8]Octanesulfonic Acid (M8PFOS)	103		69-131
Perfluoro[1,2,3,4,5,6-13C6]Decanoic Acid (M6PFDA)	99		62-124
1H,1H,2H,2H-Perfluoro[1,2-13C2]Decanesulfonic Acid (M2-8:2FTS)	98		10-162
N-Deuteriomethylperfluoro-1-octanesulfonamidoacetic Acid (d3-NMeFOSAA)	80		24-116
Perfluoro[1,2,3,4,5,6,7-13C7]Undecanoic Acid (M7-PFUDA)	97		55-137
Perfluoro[13C8]Octanesulfonamide (M8FOSA)	46		10-112
N-Deuterioethylperfluoro-1-octanesulfonamidoacetic Acid (d5-NEtFOSAA)	96		27-126
Perfluoro[1,2-13C2]Dodecanoic Acid (MPFDOA)	93		48-131
Perfluoro[1,2-13C2]Tetradecanoic Acid (M2PFTEDA)	83		22-136

Project Name: SUPPLEMENTAL RI SAMPLING PRGM.
Project Number: 0127981-023

Lab Number: L2159730
Report Date: 11/08/21

SAMPLE RESULTS

Lab ID: L2159730-08
 Client ID: 4125-102921-0002
 Sample Location: BATH, NY

Date Collected: 10/29/21 00:00
 Date Received: 10/29/21
 Field Prep: Not Specified

Sample Depth:

Matrix: Water
 Analytical Method: 1,8270D
 Analytical Date: 11/01/21 23:55
 Analyst: JG

Extraction Method: EPA 3510C
 Extraction Date: 10/31/21 23:18

Parameter	Result	Qualifier	Units	RL	MDL	Dilution Factor
Semivolatile Organics by GC/MS - Westborough Lab						
Bis(2-chloroethyl)ether	ND		ug/l	2.0	0.50	1
3,3'-Dichlorobenzidine	ND		ug/l	5.0	1.6	1
2,4-Dinitrotoluene	ND		ug/l	5.0	1.2	1
2,6-Dinitrotoluene	ND		ug/l	5.0	0.93	1
4-Chlorophenyl phenyl ether	ND		ug/l	2.0	0.49	1
4-Bromophenyl phenyl ether	ND		ug/l	2.0	0.38	1
Bis(2-chloroisopropyl)ether	ND		ug/l	2.0	0.53	1
Bis(2-chloroethoxy)methane	ND		ug/l	5.0	0.50	1
Hexachlorocyclopentadiene	ND		ug/l	20	0.69	1
Isophorone	ND		ug/l	5.0	1.2	1
Nitrobenzene	ND		ug/l	2.0	0.77	1
NDPA/DPA	ND		ug/l	2.0	0.42	1
n-Nitrosodi-n-propylamine	ND		ug/l	5.0	0.64	1
Bis(2-ethylhexyl)phthalate	2.4	J	ug/l	3.0	1.5	1
Butyl benzyl phthalate	ND		ug/l	5.0	1.2	1
Di-n-butylphthalate	ND		ug/l	5.0	0.39	1
Di-n-octylphthalate	ND		ug/l	5.0	1.3	1
Diethyl phthalate	ND		ug/l	5.0	0.38	1
Dimethyl phthalate	ND		ug/l	5.0	1.8	1
Biphenyl	ND		ug/l	2.0	0.46	1
4-Chloroaniline	ND		ug/l	5.0	1.1	1
2-Nitroaniline	ND		ug/l	5.0	0.50	1
3-Nitroaniline	ND		ug/l	5.0	0.81	1
4-Nitroaniline	ND		ug/l	5.0	0.80	1
Dibenzofuran	ND		ug/l	2.0	0.50	1
1,2,4,5-Tetrachlorobenzene	ND		ug/l	10	0.44	1
Acetophenone	ND		ug/l	5.0	0.53	1
2,4,6-Trichlorophenol	ND		ug/l	5.0	0.61	1

Project Name: SUPPLEMENTAL RI SAMPLING PRGM.
Project Number: 0127981-023

Lab Number: L2159730
Report Date: 11/08/21

SAMPLE RESULTS

Lab ID: L2159730-08
 Client ID: 4125-102921-0002
 Sample Location: BATH, NY

Date Collected: 10/29/21 00:00
 Date Received: 10/29/21
 Field Prep: Not Specified

Sample Depth:

Parameter	Result	Qualifier	Units	RL	MDL	Dilution Factor
Semivolatile Organics by GC/MS - Westborough Lab						
p-Chloro-m-cresol	ND		ug/l	2.0	0.35	1
2-Chlorophenol	ND		ug/l	2.0	0.48	1
2,4-Dichlorophenol	ND		ug/l	5.0	0.41	1
2,4-Dimethylphenol	ND		ug/l	5.0	1.8	1
2-Nitrophenol	ND		ug/l	10	0.85	1
4-Nitrophenol	ND		ug/l	10	0.67	1
2,4-Dinitrophenol	ND		ug/l	20	6.6	1
4,6-Dinitro-o-cresol	ND		ug/l	10	1.8	1
Phenol	ND		ug/l	5.0	0.57	1
2-Methylphenol	ND		ug/l	5.0	0.49	1
3-Methylphenol/4-Methylphenol	ND		ug/l	5.0	0.48	1
2,4,5-Trichlorophenol	ND		ug/l	5.0	0.77	1
Carbazole	ND		ug/l	2.0	0.49	1
Atrazine	ND		ug/l	10	0.76	1
Benzaldehyde	ND		ug/l	5.0	0.53	1
Caprolactam	ND		ug/l	10	3.3	1
2,3,4,6-Tetrachlorophenol	ND		ug/l	5.0	0.84	1

Surrogate	% Recovery	Qualifier	Acceptance Criteria
2-Fluorophenol	68		21-120
Phenol-d6	59		10-120
Nitrobenzene-d5	82		23-120
2-Fluorobiphenyl	73		15-120
2,4,6-Tribromophenol	100		10-120
4-Terphenyl-d14	87		41-149

Project Name: SUPPLEMENTAL RI SAMPLING PRGM.
Project Number: 0127981-023

Lab Number: L2159730
Report Date: 11/08/21

SAMPLE RESULTS

Lab ID: L2159730-08
 Client ID: 4125-102921-0002
 Sample Location: BATH, NY

Date Collected: 10/29/21 00:00
 Date Received: 10/29/21
 Field Prep: Not Specified

Sample Depth:

Matrix: Water
 Analytical Method: 1,8270D-SIM
 Analytical Date: 11/02/21 15:11
 Analyst: DV

Extraction Method: EPA 3510C
 Extraction Date: 11/01/21 02:24

Parameter	Result	Qualifier	Units	RL	MDL	Dilution Factor
Semivolatile Organics by GC/MS-SIM - Westborough Lab						
Acenaphthene	ND		ug/l	0.10	0.01	1
2-Chloronaphthalene	ND		ug/l	0.20	0.02	1
Fluoranthene	ND		ug/l	0.10	0.02	1
Hexachlorobutadiene	ND		ug/l	0.50	0.05	1
Naphthalene	ND		ug/l	0.10	0.05	1
Benzo(a)anthracene	ND		ug/l	0.10	0.02	1
Benzo(a)pyrene	ND		ug/l	0.10	0.02	1
Benzo(b)fluoranthene	ND		ug/l	0.10	0.01	1
Benzo(k)fluoranthene	ND		ug/l	0.10	0.01	1
Chrysene	ND		ug/l	0.10	0.01	1
Acenaphthylene	ND		ug/l	0.10	0.01	1
Anthracene	ND		ug/l	0.10	0.01	1
Benzo(ghi)perylene	ND		ug/l	0.10	0.01	1
Fluorene	ND		ug/l	0.10	0.01	1
Phenanthrene	ND		ug/l	0.10	0.02	1
Dibenzo(a,h)anthracene	ND		ug/l	0.10	0.01	1
Indeno(1,2,3-cd)pyrene	ND		ug/l	0.10	0.01	1
Pyrene	ND		ug/l	0.10	0.02	1
2-Methylnaphthalene	ND		ug/l	0.10	0.02	1
Pentachlorophenol	ND		ug/l	0.80	0.01	1
Hexachlorobenzene	ND		ug/l	0.80	0.01	1
Hexachloroethane	ND		ug/l	0.80	0.06	1

Project Name: SUPPLEMENTAL RI SAMPLING PRGM.**Lab Number:** L2159730**Project Number:** 0127981-023**Report Date:** 11/08/21**SAMPLE RESULTS**

Lab ID: L2159730-08

Date Collected: 10/29/21 00:00

Client ID: 4125-102921-0002

Date Received: 10/29/21

Sample Location: BATH, NY

Field Prep: Not Specified

Sample Depth:

Parameter	Result	Qualifier	Units	RL	MDL	Dilution Factor
-----------	--------	-----------	-------	----	-----	-----------------

Semivolatile Organics by GC/MS-SIM - Westborough Lab

Surrogate	% Recovery	Qualifier	Acceptance Criteria
2-Fluorophenol	66		21-120
Phenol-d6	63		10-120
Nitrobenzene-d5	87		23-120
2-Fluorobiphenyl	92		15-120
2,4,6-Tribromophenol	91		10-120
4-Terphenyl-d14	98		41-149

Project Name: SUPPLEMENTAL RI SAMPLING PRGM.
Project Number: 0127981-023

Lab Number: L2159730
Report Date: 11/08/21

SAMPLE RESULTS

Lab ID: L2159730-10
 Client ID: 4125-102921-0004
 Sample Location: BATH, NY

Date Collected: 10/29/21 00:00
 Date Received: 10/29/21
 Field Prep: Not Specified

Sample Depth:

Matrix: Water
 Analytical Method: 1,8270D
 Analytical Date: 11/02/21 00:18
 Analyst: JG

Extraction Method: EPA 3510C
 Extraction Date: 10/31/21 23:18

Parameter	Result	Qualifier	Units	RL	MDL	Dilution Factor
Semivolatile Organics by GC/MS - Westborough Lab						
Bis(2-chloroethyl)ether	ND		ug/l	2.0	0.50	1
3,3'-Dichlorobenzidine	ND		ug/l	5.0	1.6	1
2,4-Dinitrotoluene	ND		ug/l	5.0	1.2	1
2,6-Dinitrotoluene	ND		ug/l	5.0	0.93	1
4-Chlorophenyl phenyl ether	ND		ug/l	2.0	0.49	1
4-Bromophenyl phenyl ether	ND		ug/l	2.0	0.38	1
Bis(2-chloroisopropyl)ether	ND		ug/l	2.0	0.53	1
Bis(2-chloroethoxy)methane	ND		ug/l	5.0	0.50	1
Hexachlorocyclopentadiene	ND		ug/l	20	0.69	1
Isophorone	ND		ug/l	5.0	1.2	1
Nitrobenzene	ND		ug/l	2.0	0.77	1
NDPA/DPA	ND		ug/l	2.0	0.42	1
n-Nitrosodi-n-propylamine	ND		ug/l	5.0	0.64	1
Bis(2-ethylhexyl)phthalate	ND		ug/l	3.0	1.5	1
Butyl benzyl phthalate	ND		ug/l	5.0	1.2	1
Di-n-butylphthalate	ND		ug/l	5.0	0.39	1
Di-n-octylphthalate	ND		ug/l	5.0	1.3	1
Diethyl phthalate	ND		ug/l	5.0	0.38	1
Dimethyl phthalate	ND		ug/l	5.0	1.8	1
Biphenyl	ND		ug/l	2.0	0.46	1
4-Chloroaniline	ND		ug/l	5.0	1.1	1
2-Nitroaniline	ND		ug/l	5.0	0.50	1
3-Nitroaniline	ND		ug/l	5.0	0.81	1
4-Nitroaniline	ND		ug/l	5.0	0.80	1
Dibenzofuran	ND		ug/l	2.0	0.50	1
1,2,4,5-Tetrachlorobenzene	ND		ug/l	10	0.44	1
Acetophenone	ND		ug/l	5.0	0.53	1
2,4,6-Trichlorophenol	ND		ug/l	5.0	0.61	1

Project Name: SUPPLEMENTAL RI SAMPLING PRGM.
Project Number: 0127981-023

Lab Number: L2159730
Report Date: 11/08/21

SAMPLE RESULTS

Lab ID: L2159730-10
 Client ID: 4125-102921-0004
 Sample Location: BATH, NY

Date Collected: 10/29/21 00:00
 Date Received: 10/29/21
 Field Prep: Not Specified

Sample Depth:

Parameter	Result	Qualifier	Units	RL	MDL	Dilution Factor
Semivolatile Organics by GC/MS - Westborough Lab						
p-Chloro-m-cresol	ND		ug/l	2.0	0.35	1
2-Chlorophenol	ND		ug/l	2.0	0.48	1
2,4-Dichlorophenol	ND		ug/l	5.0	0.41	1
2,4-Dimethylphenol	ND		ug/l	5.0	1.8	1
2-Nitrophenol	ND		ug/l	10	0.85	1
4-Nitrophenol	ND		ug/l	10	0.67	1
2,4-Dinitrophenol	ND		ug/l	20	6.6	1
4,6-Dinitro-o-cresol	ND		ug/l	10	1.8	1
Phenol	ND		ug/l	5.0	0.57	1
2-Methylphenol	ND		ug/l	5.0	0.49	1
3-Methylphenol/4-Methylphenol	ND		ug/l	5.0	0.48	1
2,4,5-Trichlorophenol	ND		ug/l	5.0	0.77	1
Carbazole	ND		ug/l	2.0	0.49	1
Atrazine	ND		ug/l	10	0.76	1
Benzaldehyde	ND		ug/l	5.0	0.53	1
Caprolactam	ND		ug/l	10	3.3	1
2,3,4,6-Tetrachlorophenol	ND		ug/l	5.0	0.84	1

Surrogate	% Recovery	Qualifier	Acceptance Criteria
2-Fluorophenol	72		21-120
Phenol-d6	63		10-120
Nitrobenzene-d5	94		23-120
2-Fluorobiphenyl	83		15-120
2,4,6-Tribromophenol	104		10-120
4-Terphenyl-d14	96		41-149

Project Name: SUPPLEMENTAL RI SAMPLING PRGM.
Project Number: 0127981-023

Lab Number: L2159730
Report Date: 11/08/21

SAMPLE RESULTS

Lab ID: L2159730-10
 Client ID: 4125-102921-0004
 Sample Location: BATH, NY

Date Collected: 10/29/21 00:00
 Date Received: 10/29/21
 Field Prep: Not Specified

Sample Depth:

Matrix: Water
 Analytical Method: 1,8270D-SIM
 Analytical Date: 11/02/21 15:30
 Analyst: DV

Extraction Method: EPA 3510C
 Extraction Date: 11/01/21 02:24

Parameter	Result	Qualifier	Units	RL	MDL	Dilution Factor
Semivolatile Organics by GC/MS-SIM - Westborough Lab						
Acenaphthene	ND		ug/l	0.10	0.01	1
2-Chloronaphthalene	ND		ug/l	0.20	0.02	1
Fluoranthene	ND		ug/l	0.10	0.02	1
Hexachlorobutadiene	ND		ug/l	0.50	0.05	1
Naphthalene	ND		ug/l	0.10	0.05	1
Benzo(a)anthracene	ND		ug/l	0.10	0.02	1
Benzo(a)pyrene	ND		ug/l	0.10	0.02	1
Benzo(b)fluoranthene	ND		ug/l	0.10	0.01	1
Benzo(k)fluoranthene	ND		ug/l	0.10	0.01	1
Chrysene	ND		ug/l	0.10	0.01	1
Acenaphthylene	ND		ug/l	0.10	0.01	1
Anthracene	ND		ug/l	0.10	0.01	1
Benzo(ghi)perylene	ND		ug/l	0.10	0.01	1
Fluorene	ND		ug/l	0.10	0.01	1
Phenanthrene	ND		ug/l	0.10	0.02	1
Dibenzo(a,h)anthracene	ND		ug/l	0.10	0.01	1
Indeno(1,2,3-cd)pyrene	ND		ug/l	0.10	0.01	1
Pyrene	ND		ug/l	0.10	0.02	1
2-Methylnaphthalene	ND		ug/l	0.10	0.02	1
Pentachlorophenol	ND		ug/l	0.80	0.01	1
Hexachlorobenzene	ND		ug/l	0.80	0.01	1
Hexachloroethane	ND		ug/l	0.80	0.06	1

Project Name: SUPPLEMENTAL RI SAMPLING PRGM.**Lab Number:** L2159730**Project Number:** 0127981-023**Report Date:** 11/08/21**SAMPLE RESULTS**

Lab ID: L2159730-10

Date Collected: 10/29/21 00:00

Client ID: 4125-102921-0004

Date Received: 10/29/21

Sample Location: BATH, NY

Field Prep: Not Specified

Sample Depth:

Parameter	Result	Qualifier	Units	RL	MDL	Dilution Factor
-----------	--------	-----------	-------	----	-----	-----------------

Semivolatile Organics by GC/MS-SIM - Westborough Lab

Surrogate	% Recovery	Qualifier	Acceptance Criteria
2-Fluorophenol	73		21-120
Phenol-d6	67		10-120
Nitrobenzene-d5	91		23-120
2-Fluorobiphenyl	97		15-120
2,4,6-Tribromophenol	101		10-120
4-Terphenyl-d14	110		41-149

Project Name: SUPPLEMENTAL RI SAMPLING PRGM.
Project Number: 0127981-023

Lab Number: L2159730
Report Date: 11/08/21

SAMPLE RESULTS

Lab ID: L2159730-11
 Client ID: FIELD BLANK
 Sample Location: BATH, NY

Date Collected: 10/29/21 00:00
 Date Received: 10/31/21
 Field Prep: Not Specified

Sample Depth:

Matrix: Water
 Analytical Method: 134,LCMSMS-ID
 Analytical Date: 11/02/21 06:26
 Analyst: HT

Extraction Method: ALPHA 23528
 Extraction Date: 11/01/21 09:31

Parameter	Result	Qualifier	Units	RL	MDL	Dilution Factor
Perfluorinated Alkyl Acids by Isotope Dilution - Mansfield Lab						
Perfluorobutanoic Acid (PFBA)	ND		ng/l	1.89	0.385	1
Perfluoropentanoic Acid (PFPeA)	0.385	J	ng/l	1.89	0.374	1
Perfluorobutanesulfonic Acid (PFBS)	ND		ng/l	1.89	0.224	1
Perfluorohexanoic Acid (PFHxA)	ND		ng/l	1.89	0.309	1
Perfluoroheptanoic Acid (PFHpA)	ND		ng/l	1.89	0.212	1
Perfluorohexanesulfonic Acid (PFHxS)	ND		ng/l	1.89	0.355	1
Perfluorooctanoic Acid (PFOA)	ND		ng/l	1.89	0.223	1
1H,1H,2H,2H-Perfluorooctanesulfonic Acid (6:2FTS)	ND		ng/l	1.89	1.26	1
Perfluoroheptanesulfonic Acid (PFHpS)	ND		ng/l	1.89	0.649	1
Perfluorononanoic Acid (PFNA)	ND		ng/l	1.89	0.294	1
Perfluorooctanesulfonic Acid (PFOS)	ND		ng/l	1.89	0.475	1
Perfluorodecanoic Acid (PFDA)	ND		ng/l	1.89	0.287	1
1H,1H,2H,2H-Perfluorodecanesulfonic Acid (8:2FTS)	ND		ng/l	1.89	1.14	1
N-Methyl Perfluorooctanesulfonamidoacetic Acid (NMeFOSAA)	ND		ng/l	1.89	0.611	1
Perfluoroundecanoic Acid (PFUnA)	ND		ng/l	1.89	0.245	1
Perfluorodecanesulfonic Acid (PFDS)	ND		ng/l	1.89	0.924	1
Perfluorooctanesulfonamide (FOSA)	ND		ng/l	1.89	0.547	1
N-Ethyl Perfluorooctanesulfonamidoacetic Acid (NEtFOSAA)	ND		ng/l	1.89	0.758	1
Perfluorododecanoic Acid (PFDoA)	ND		ng/l	1.89	0.351	1
Perfluorotridecanoic Acid (PFTrDA)	ND		ng/l	1.89	0.309	1
Perfluorotetradecanoic Acid (PFTA)	ND		ng/l	1.89	0.234	1
PFOA/PFOS, Total	ND		ng/l	1.89	0.223	1

Project Name: SUPPLEMENTAL RI SAMPLING PRGM.
Project Number: 0127981-023

Lab Number: L2159730
Report Date: 11/08/21

SAMPLE RESULTS

Lab ID: L2159730-11
 Client ID: FIELD BLANK
 Sample Location: BATH, NY

Date Collected: 10/29/21 00:00
 Date Received: 10/31/21
 Field Prep: Not Specified

Sample Depth:

Parameter	Result	Qualifier	Units	RL	MDL	Dilution Factor
Perfluorinated Alkyl Acids by Isotope Dilution - Mansfield Lab						

Surrogate (Extracted Internal Standard)	% Recovery	Qualifier	Acceptance Criteria
Perfluoro[13C4]Butanoic Acid (MPFBA)	95		58-132
Perfluoro[13C5]Pentanoic Acid (M5PFPEA)	111		62-163
Perfluoro[2,3,4-13C3]Butanesulfonic Acid (M3PFBS)	114		70-131
Perfluoro[1,2,3,4,6-13C5]Hexanoic Acid (M5PFHxA)	96		57-129
Perfluoro[1,2,3,4-13C4]Heptanoic Acid (M4PFHpA)	96		60-129
Perfluoro[1,2,3-13C3]Hexanesulfonic Acid (M3PFHxS)	112		71-134
Perfluoro[13C8]Octanoic Acid (M8PFOA)	100		62-129
1H,1H,2H,2H-Perfluoro[1,2-13C2]Octanesulfonic Acid (M2-6:2FTS)	93		14-147
Perfluoro[13C9]Nonanoic Acid (M9PFNA)	109		59-139
Perfluoro[13C8]Octanesulfonic Acid (M8PFOS)	105		69-131
Perfluoro[1,2,3,4,5,6-13C6]Decanoic Acid (M6PFDA)	100		62-124
1H,1H,2H,2H-Perfluoro[1,2-13C2]Decanesulfonic Acid (M2-8:2FTS)	100		10-162
N-Deuteriomethylperfluoro-1-octanesulfonamidoacetic Acid (d3-NMeFOSAA)	78		24-116
Perfluoro[1,2,3,4,5,6,7-13C7]Undecanoic Acid (M7-PFUDA)	100		55-137
Perfluoro[13C8]Octanesulfonamide (M8FOSA)	59		10-112
N-Deuterioethylperfluoro-1-octanesulfonamidoacetic Acid (d5-NEtFOSAA)	104		27-126
Perfluoro[1,2-13C2]Dodecanoic Acid (MPFDOA)	94		48-131
Perfluoro[1,2-13C2]Tetradecanoic Acid (M2PFTEDA)	84		22-136

Project Name: SUPPLEMENTAL RI SAMPLING PRGM.
Project Number: 0127981-023

Lab Number: L2159730
Report Date: 11/08/21

Method Blank Analysis
Batch Quality Control

Analytical Method: 1,8270D
Analytical Date: 11/01/21 17:52
Analyst: JG

Extraction Method: EPA 3510C
Extraction Date: 10/31/21 15:52

Parameter	Result	Qualifier	Units	RL	MDL
Semivolatile Organics by GC/MS - Westborough Lab for sample(s): 04-06,08,10 Batch: WG1565393-1					
Bis(2-chloroethyl)ether	ND		ug/l	2.0	0.50
3,3'-Dichlorobenzidine	ND		ug/l	5.0	1.6
2,4-Dinitrotoluene	ND		ug/l	5.0	1.2
2,6-Dinitrotoluene	ND		ug/l	5.0	0.93
4-Chlorophenyl phenyl ether	ND		ug/l	2.0	0.49
4-Bromophenyl phenyl ether	ND		ug/l	2.0	0.38
Bis(2-chloroisopropyl)ether	ND		ug/l	2.0	0.53
Bis(2-chloroethoxy)methane	ND		ug/l	5.0	0.50
Hexachlorocyclopentadiene	ND		ug/l	20	0.69
Isophorone	ND		ug/l	5.0	1.2
Nitrobenzene	ND		ug/l	2.0	0.77
NDPA/DPA	ND		ug/l	2.0	0.42
n-Nitrosodi-n-propylamine	ND		ug/l	5.0	0.64
Bis(2-ethylhexyl)phthalate	ND		ug/l	3.0	1.5
Butyl benzyl phthalate	ND		ug/l	5.0	1.2
Di-n-butylphthalate	ND		ug/l	5.0	0.39
Di-n-octylphthalate	ND		ug/l	5.0	1.3
Diethyl phthalate	ND		ug/l	5.0	0.38
Dimethyl phthalate	ND		ug/l	5.0	1.8
Biphenyl	ND		ug/l	2.0	0.46
4-Chloroaniline	ND		ug/l	5.0	1.1
2-Nitroaniline	ND		ug/l	5.0	0.50
3-Nitroaniline	ND		ug/l	5.0	0.81
4-Nitroaniline	ND		ug/l	5.0	0.80
Dibenzofuran	ND		ug/l	2.0	0.50
1,2,4,5-Tetrachlorobenzene	ND		ug/l	10	0.44
Acetophenone	ND		ug/l	5.0	0.53
2,4,6-Trichlorophenol	ND		ug/l	5.0	0.61
p-Chloro-m-cresol	ND		ug/l	2.0	0.35

Project Name: SUPPLEMENTAL RI SAMPLING PRGM.
Project Number: 0127981-023

Lab Number: L2159730
Report Date: 11/08/21

**Method Blank Analysis
Batch Quality Control**

Analytical Method: 1,8270D
Analytical Date: 11/01/21 17:52
Analyst: JG

Extraction Method: EPA 3510C
Extraction Date: 10/31/21 15:52

Parameter	Result	Qualifier	Units	RL	MDL
Semivolatle Organics by GC/MS - Westborough Lab for sample(s): 04-06,08,10 Batch: WG1565393-1					
2-Chlorophenol	ND		ug/l	2.0	0.48
2,4-Dichlorophenol	ND		ug/l	5.0	0.41
2,4-Dimethylphenol	ND		ug/l	5.0	1.8
2-Nitrophenol	ND		ug/l	10	0.85
4-Nitrophenol	ND		ug/l	10	0.67
2,4-Dinitrophenol	ND		ug/l	20	6.6
4,6-Dinitro-o-cresol	ND		ug/l	10	1.8
Phenol	ND		ug/l	5.0	0.57
2-Methylphenol	ND		ug/l	5.0	0.49
3-Methylphenol/4-Methylphenol	ND		ug/l	5.0	0.48
2,4,5-Trichlorophenol	ND		ug/l	5.0	0.77
Carbazole	ND		ug/l	2.0	0.49
Atrazine	ND		ug/l	10	0.76
Benzaldehyde	ND		ug/l	5.0	0.53
Caprolactam	ND		ug/l	10	3.3
2,3,4,6-Tetrachlorophenol	ND		ug/l	5.0	0.84

Surrogate	%Recovery	Qualifier	Acceptance Criteria
2-Fluorophenol	47		21-120
Phenol-d6	37		10-120
Nitrobenzene-d5	64		23-120
2-Fluorobiphenyl	60		15-120
2,4,6-Tribromophenol	70		10-120
4-Terphenyl-d14	62		41-149

Project Name: SUPPLEMENTAL RI SAMPLING PRGM.
Project Number: 0127981-023

Lab Number: L2159730
Report Date: 11/08/21

Method Blank Analysis
Batch Quality Control

Analytical Method: 1,8270D-SIM
Analytical Date: 11/02/21 13:51
Analyst: DV

Extraction Method: EPA 3510C
Extraction Date: 10/31/21 15:53

Parameter	Result	Qualifier	Units	RL	MDL
Semivolatile Organics by GC/MS-SIM - Westborough Lab for sample(s): 04-06,08,10 Batch: WG1565394-1					
Acenaphthene	ND		ug/l	0.10	0.01
2-Chloronaphthalene	ND		ug/l	0.20	0.02
Fluoranthene	ND		ug/l	0.10	0.02
Hexachlorobutadiene	ND		ug/l	0.50	0.05
Naphthalene	ND		ug/l	0.10	0.05
Benzo(a)anthracene	ND		ug/l	0.10	0.02
Benzo(a)pyrene	ND		ug/l	0.10	0.02
Benzo(b)fluoranthene	ND		ug/l	0.10	0.01
Benzo(k)fluoranthene	ND		ug/l	0.10	0.01
Chrysene	ND		ug/l	0.10	0.01
Acenaphthylene	ND		ug/l	0.10	0.01
Anthracene	ND		ug/l	0.10	0.01
Benzo(ghi)perylene	ND		ug/l	0.10	0.01
Fluorene	ND		ug/l	0.10	0.01
Phenanthrene	ND		ug/l	0.10	0.02
Dibenzo(a,h)anthracene	ND		ug/l	0.10	0.01
Indeno(1,2,3-cd)pyrene	ND		ug/l	0.10	0.01
Pyrene	ND		ug/l	0.10	0.02
2-Methylnaphthalene	ND		ug/l	0.10	0.02
Pentachlorophenol	ND		ug/l	0.80	0.01
Hexachlorobenzene	ND		ug/l	0.80	0.01
Hexachloroethane	ND		ug/l	0.80	0.06

Project Name: SUPPLEMENTAL RI SAMPLING PRGM.
Project Number: 0127981-023

Lab Number: L2159730
Report Date: 11/08/21

**Method Blank Analysis
Batch Quality Control**

Analytical Method: 1,8270D-SIM
Analytical Date: 11/02/21 13:51
Analyst: DV

Extraction Method: EPA 3510C
Extraction Date: 10/31/21 15:53

Parameter	Result	Qualifier	Units	RL	MDL
Semivolatile Organics by GC/MS-SIM - Westborough Lab for sample(s): 04-06,08,10 Batch: WG1565394-1					

Surrogate	%Recovery	Qualifier	Acceptance Criteria
2-Fluorophenol	50		21-120
Phenol-d6	42		10-120
Nitrobenzene-d5	71		23-120
2-Fluorobiphenyl	69		15-120
2,4,6-Tribromophenol	69		10-120
4-Terphenyl-d14	69		41-149

Project Name: SUPPLEMENTAL RI SAMPLING PRGM.
Project Number: 0127981-023

Lab Number: L2159730
Report Date: 11/08/21

Method Blank Analysis Batch Quality Control

Analytical Method: 134,LCMSMS-ID
Analytical Date: 11/02/21 02:50
Analyst: HT

Extraction Method: ALPHA 23528
Extraction Date: 11/01/21 09:31

Parameter	Result	Qualifier	Units	RL	MDL
Perfluorinated Alkyl Acids by Isotope Dilution - Mansfield Lab for sample(s): 01-03,07,11 Batch: WG1565499-1					
Perfluorobutanoic Acid (PFBA)	ND		ng/l	2.00	0.408
Perfluoropentanoic Acid (PFPeA)	ND		ng/l	2.00	0.396
Perfluorobutanesulfonic Acid (PFBS)	ND		ng/l	2.00	0.238
Perfluorohexanoic Acid (PFHxA)	0.348	J	ng/l	2.00	0.328
Perfluoroheptanoic Acid (PFHpA)	ND		ng/l	2.00	0.225
Perfluorohexanesulfonic Acid (PFHxS)	ND		ng/l	2.00	0.376
Perfluorooctanoic Acid (PFOA)	ND		ng/l	2.00	0.236
1H,1H,2H,2H-Perfluorooctanesulfonic Acid (6:2FTS)	ND		ng/l	2.00	1.33
Perfluoroheptanesulfonic Acid (PFHpS)	ND		ng/l	2.00	0.688
Perfluorononanoic Acid (PFNA)	ND		ng/l	2.00	0.312
Perfluorooctanesulfonic Acid (PFOS)	ND		ng/l	2.00	0.504
Perfluorodecanoic Acid (PFDA)	ND		ng/l	2.00	0.304
1H,1H,2H,2H-Perfluorodecanesulfonic Acid (8:2FTS)	ND		ng/l	2.00	1.21
N-Methyl Perfluorooctanesulfonamidoacetic Acid (NMeFOSAA)	ND		ng/l	2.00	0.648
Perfluoroundecanoic Acid (PFUnA)	ND		ng/l	2.00	0.260
Perfluorodecanesulfonic Acid (PFDS)	ND		ng/l	2.00	0.980
Perfluorooctanesulfonamide (FOSA)	ND		ng/l	2.00	0.580
N-Ethyl Perfluorooctanesulfonamidoacetic Acid (NEtFOSAA)	ND		ng/l	2.00	0.804
Perfluorododecanoic Acid (PFDoA)	ND		ng/l	2.00	0.372
Perfluorotridecanoic Acid (PFTrDA)	ND		ng/l	2.00	0.327
Perfluorotetradecanoic Acid (PFTA)	ND		ng/l	2.00	0.248
PFOA/PFOS, Total	ND		ng/l	2.00	0.236

Project Name: SUPPLEMENTAL RI SAMPLING PRGM.
Project Number: 0127981-023

Lab Number: L2159730
Report Date: 11/08/21

Method Blank Analysis
Batch Quality Control

Analytical Method: 134,LCMSMS-ID
Analytical Date: 11/02/21 02:50
Analyst: HT

Extraction Method: ALPHA 23528
Extraction Date: 11/01/21 09:31

Parameter	Result	Qualifier	Units	RL	MDL
Perfluorinated Alkyl Acids by Isotope Dilution - Mansfield Lab for sample(s): 01-03,07,11 Batch: WG1565499-1					

Surrogate (Extracted Internal Standard)	%Recovery	Qualifier	Acceptance Criteria
Perfluoro[13C4]Butanoic Acid (MPFBA)	98		58-132
Perfluoro[13C5]Pentanoic Acid (M5PFPEA)	116		62-163
Perfluoro[2,3,4-13C3]Butanesulfonic Acid (M3PFBS)	116		70-131
Perfluoro[1,2,3,4,6-13C5]Hexanoic Acid (M5PFHxA)	100		57-129
Perfluoro[1,2,3,4-13C4]Heptanoic Acid (M4PFHpA)	99		60-129
Perfluoro[1,2,3-13C3]Hexanesulfonic Acid (M3PFHxS)	114		71-134
Perfluoro[13C8]Octanoic Acid (M8PFOA)	102		62-129
1H,1H,2H,2H-Perfluoro[1,2-13C2]Octanesulfonic Acid (M2-6:2FTS)	101		14-147
Perfluoro[13C9]Nonanoic Acid (M9PFNA)	110		59-139
Perfluoro[13C8]Octanesulfonic Acid (M8PFOS)	106		69-131
Perfluoro[1,2,3,4,5,6-13C6]Decanoic Acid (M6PFDA)	105		62-124
1H,1H,2H,2H-Perfluoro[1,2-13C2]Decanesulfonic Acid (M2-8:2FTS)	111		10-162
N-Deuteriomethylperfluoro-1-octanesulfonamidoacetic Acid (d3-NMeFOSAA)	80		24-116
Perfluoro[1,2,3,4,5,6,7-13C7]Undecanoic Acid (M7-PFUDA)	107		55-137
Perfluoro[13C8]Octanesulfonamide (M8FOSA)	60		10-112
N-Deuterioethylperfluoro-1-octanesulfonamidoacetic Acid (d5-NEtFOSAA)	101		27-126
Perfluoro[1,2-13C2]Dodecanoic Acid (MPFDOA)	103		48-131
Perfluoro[1,2-13C2]Tetradecanoic Acid (M2PFTEDA)	76		22-136

Project Name: SUPPLEMENTAL RI SAMPLING PRGM.
Project Number: 0127981-023

Lab Number: L2159730
Report Date: 11/08/21

**Method Blank Analysis
Batch Quality Control**

Analytical Method: 1,8270D-SIM
Analytical Date: 11/07/21 02:44
Analyst: DB

Extraction Method: EPA 3510C
Extraction Date: 11/04/21 12:04

Parameter	Result	Qualifier	Units	RL	MDL
1,4 Dioxane by 8270D-SIM - Mansfield Lab for sample(s): 01-03,07 Batch: WG1567099-1					
1,4-Dioxane	ND		ng/l	150	33.9

Surrogate	%Recovery	Qualifier	Acceptance Criteria
1,4-Dioxane-d8	31		15-110

Lab Control Sample Analysis

Batch Quality Control

Project Name: SUPPLEMENTAL RI SAMPLING PRGM.

Lab Number: L2159730

Project Number: 0127981-023

Report Date: 11/08/21

Parameter	LCS		LCSD		%Recovery Limits	RPD	Qual	RPD Limits
	%Recovery	Qual	%Recovery	Qual				
Semivolatile Organics by GC/MS - Westborough Lab Associated sample(s): 04-06,08,10 Batch: WG1565393-2 WG1565393-3								
Bis(2-chloroethyl)ether	57		59		40-140	3		30
3,3'-Dichlorobenzidine	45		44		40-140	2		30
2,4-Dinitrotoluene	67		61		48-143	9		30
2,6-Dinitrotoluene	80		76		40-140	5		30
4-Chlorophenyl phenyl ether	60		56		40-140	7		30
4-Bromophenyl phenyl ether	68		64		40-140	6		30
Bis(2-chloroisopropyl)ether	56		55		40-140	2		30
Bis(2-chloroethoxy)methane	60		56		40-140	7		30
Hexachlorocyclopentadiene	53		53		40-140	0		30
Isophorone	58		56		40-140	4		30
Nitrobenzene	65		65		40-140	0		30
NDPA/DPA	62		58		40-140	7		30
n-Nitrosodi-n-propylamine	62		60		29-132	3		30
Bis(2-ethylhexyl)phthalate	60		57		40-140	5		30
Butyl benzyl phthalate	70		64		40-140	9		30
Di-n-butylphthalate	57		54		40-140	5		30
Di-n-octylphthalate	64		62		40-140	3		30
Diethyl phthalate	64		58		40-140	10		30
Dimethyl phthalate	68		62		40-140	9		30
Biphenyl	62		60		40-140	3		30
4-Chloroaniline	32	Q	30	Q	40-140	6		30
2-Nitroaniline	76		72		52-143	5		30
3-Nitroaniline	58		55		25-145	5		30

Lab Control Sample Analysis

Batch Quality Control

Project Name: SUPPLEMENTAL RI SAMPLING PRGM.

Lab Number: L2159730

Project Number: 0127981-023

Report Date: 11/08/21

Parameter	LCS %Recovery	Qual	LCSD %Recovery	Qual	%Recovery Limits	RPD	Qual	RPD Limits
Semivolatile Organics by GC/MS - Westborough Lab Associated sample(s): 04-06,08,10 Batch: WG1565393-2 WG1565393-3								
4-Nitroaniline	63		57		51-143	10		30
Dibenzofuran	57		54		40-140	5		30
1,2,4,5-Tetrachlorobenzene	64		62		2-134	3		30
Acetophenone	59		58		39-129	2		30
2,4,6-Trichlorophenol	69		67		30-130	3		30
p-Chloro-m-cresol	62		59		23-97	5		30
2-Chlorophenol	63		61		27-123	3		30
2,4-Dichlorophenol	68		64		30-130	6		30
2,4-Dimethylphenol	54		52		30-130	4		30
2-Nitrophenol	75		74		30-130	1		30
4-Nitrophenol	59		53		10-80	11		30
2,4-Dinitrophenol	78		78		20-130	0		30
4,6-Dinitro-o-cresol	78		73		20-164	7		30
Phenol	45		44		12-110	2		30
2-Methylphenol	55		54		30-130	2		30
3-Methylphenol/4-Methylphenol	59		57		30-130	3		30
2,4,5-Trichlorophenol	71		65		30-130	9		30
Carbazole	54	Q	51	Q	55-144	6		30
Atrazine	82		72		40-140	13		30
Benzaldehyde	56		55		40-140	2		30
Caprolactam	29		28		10-130	4		30
2,3,4,6-Tetrachlorophenol	67		63		40-140	6		30

Lab Control Sample Analysis**Batch Quality Control****Project Name:** SUPPLEMENTAL RI SAMPLING PRGM.**Lab Number:** L2159730**Project Number:** 0127981-023**Report Date:** 11/08/21

Parameter	LCS %Recovery	Qual	LCSD %Recovery	Qual	%Recovery Limits	RPD	Qual	RPD Limits
Semivolatile Organics by GC/MS - Westborough Lab Associated sample(s): 04-06,08,10 Batch: WG1565393-2 WG1565393-3								

Surrogate	LCS %Recovery	Qual	LCSD %Recovery	Qual	Acceptance Criteria
2-Fluorophenol	50		48		21-120
Phenol-d6	46		44		10-120
Nitrobenzene-d5	68		65		23-120
2-Fluorobiphenyl	58		55		15-120
2,4,6-Tribromophenol	88		78		10-120
4-Terphenyl-d14	59		52		41-149

Lab Control Sample Analysis

Batch Quality Control

Project Name: SUPPLEMENTAL RI SAMPLING PRGM.

Lab Number: L2159730

Project Number: 0127981-023

Report Date: 11/08/21

Parameter	LCS %Recovery	Qual	LCSD %Recovery	Qual	%Recovery Limits	RPD	Qual	RPD Limits
Semivolatile Organics by GC/MS-SIM - Westborough Lab Associated sample(s): 04-06,08,10 Batch: WG1565394-2 WG1565394-3								
Acenaphthene	54		57		40-140	5		40
2-Chloronaphthalene	57		60		40-140	5		40
Fluoranthene	56		61		40-140	9		40
Hexachlorobutadiene	48		50		40-140	4		40
Naphthalene	54		57		40-140	5		40
Benzo(a)anthracene	55		57		40-140	4		40
Benzo(a)pyrene	56		60		40-140	7		40
Benzo(b)fluoranthene	62		65		40-140	5		40
Benzo(k)fluoranthene	56		59		40-140	5		40
Chrysene	54		57		40-140	5		40
Acenaphthylene	58		61		40-140	5		40
Anthracene	54		59		40-140	9		40
Benzo(ghi)perylene	61		62		40-140	2		40
Fluorene	55		58		40-140	5		40
Phenanthrene	56		59		40-140	5		40
Dibenzo(a,h)anthracene	60		63		40-140	5		40
Indeno(1,2,3-cd)pyrene	65		68		40-140	5		40
Pyrene	54		59		40-140	9		40
2-Methylnaphthalene	60		63		40-140	5		40
Pentachlorophenol	78		84		40-140	7		40
Hexachlorobenzene	51		54		40-140	6		40
Hexachloroethane	49		52		40-140	6		40

Lab Control Sample Analysis

Batch Quality Control

Project Name: SUPPLEMENTAL RI SAMPLING PRGM.

Lab Number: L2159730

Project Number: 0127981-023

Report Date: 11/08/21

Parameter	<i>LCS</i> %Recovery	<i>Qual</i>	<i>LCSD</i> %Recovery	<i>Qual</i>	<i>%Recovery</i> Limits	<i>RPD</i>	<i>Qual</i>	<i>RPD</i> Limits
-----------	-------------------------	-------------	--------------------------	-------------	----------------------------	------------	-------------	----------------------

Semivolatile Organics by GC/MS-SIM - Westborough Lab Associated sample(s): 04-06,08,10 Batch: WG1565394-2 WG1565394-3

<i>Surrogate</i>	<i>LCS</i> %Recovery	<i>Qual</i>	<i>LCSD</i> %Recovery	<i>Qual</i>	<i>Acceptance</i> Criteria
2-Fluorophenol	43		45		21-120
Phenol-d6	37		40		10-120
Nitrobenzene-d5	58		62		23-120
2-Fluorobiphenyl	57		60		15-120
2,4,6-Tribromophenol	59		61		10-120
4-Terphenyl-d14	54		60		41-149

Lab Control Sample Analysis

Batch Quality Control

Project Name: SUPPLEMENTAL RI SAMPLING PRGM.

Lab Number: L2159730

Project Number: 0127981-023

Report Date: 11/08/21

Parameter	LCS	Qual	LCS	Qual	%Recovery	RPD	Qual	RPD
	%Recovery		%Recovery		Limits			Limits
Perfluorinated Alkyl Acids by Isotope Dilution - Mansfield Lab Associated sample(s): 01-03,07,11 Batch: WG1565499-2								
Perfluorobutanoic Acid (PFBA)	98		-		67-148	-		30
Perfluoropentanoic Acid (PFPeA)	97		-		63-161	-		30
Perfluorobutanesulfonic Acid (PFBS)	94		-		65-157	-		30
Perfluorohexanoic Acid (PFHxA)	95		-		69-168	-		30
Perfluoroheptanoic Acid (PFHpA)	91		-		58-159	-		30
Perfluorohexanesulfonic Acid (PFHxS)	89		-		69-177	-		30
Perfluorooctanoic Acid (PFOA)	93		-		63-159	-		30
1H,1H,2H,2H-Perfluorooctanesulfonic Acid (6:2FTS)	95		-		49-187	-		30
Perfluoroheptanesulfonic Acid (PFHpS)	108		-		61-179	-		30
Perfluorononanoic Acid (PFNA)	88		-		68-171	-		30
Perfluorooctanesulfonic Acid (PFOS)	85		-		52-151	-		30
Perfluorodecanoic Acid (PFDA)	91		-		63-171	-		30
1H,1H,2H,2H-Perfluorodecanesulfonic Acid (8:2FTS)	89		-		56-173	-		30
N-Methyl Perfluorooctanesulfonamidoacetic Acid (NMeFOSAA)	82		-		60-166	-		30
Perfluoroundecanoic Acid (PFUnA)	91		-		60-153	-		30
Perfluorodecanesulfonic Acid (PFDS)	106		-		38-156	-		30
Perfluorooctanesulfonamide (FOSA)	94		-		46-170	-		30
N-Ethyl Perfluorooctanesulfonamidoacetic Acid (NEtFOSAA)	77		-		45-170	-		30
Perfluorododecanoic Acid (PFDoA)	103		-		67-153	-		30
Perfluorotridecanoic Acid (PFTrDA)	96		-		48-158	-		30
Perfluorotetradecanoic Acid (PFTA)	95		-		59-182	-		30

Lab Control Sample Analysis

Batch Quality Control

Project Name: SUPPLEMENTAL RI SAMPLING PRGM.

Lab Number: L2159730

Project Number: 0127981-023

Report Date: 11/08/21

Parameter	LCS		LCSD		%Recovery		RPD	RPD	
	%Recovery	Qual	%Recovery	Qual	Limits	Qual		Limits	
Perfluorinated Alkyl Acids by Isotope Dilution - Mansfield Lab Associated sample(s): 01-03,07,11 Batch: WG1565499-2									

Surrogate (Extracted Internal Standard)	LCS		LCSD		Acceptance Criteria
	%Recovery	Qual	%Recovery	Qual	
Perfluoro[13C4]Butanoic Acid (MPFBA)	99				58-132
Perfluoro[13C5]Pentanoic Acid (M5PFPEA)	114				62-163
Perfluoro[2,3,4-13C3]Butanesulfonic Acid (M3PFBS)	118				70-131
Perfluoro[1,2,3,4,6-13C5]Hexanoic Acid (M5PFHxA)	101				57-129
Perfluoro[1,2,3,4-13C4]Heptanoic Acid (M4PFHpA)	98				60-129
Perfluoro[1,2,3-13C3]Hexanesulfonic Acid (M3PFHxS)	119				71-134
Perfluoro[13C8]Octanoic Acid (M8PFOA)	102				62-129
1H,1H,2H,2H-Perfluoro[1,2-13C2]Octanesulfonic Acid (M2-6:2FTS)	107				14-147
Perfluoro[13C9]Nonanoic Acid (M9PFNA)	113				59-139
Perfluoro[13C8]Octanesulfonic Acid (M8PFOS)	109				69-131
Perfluoro[1,2,3,4,5,6-13C6]Decanoic Acid (M6PFDA)	108				62-124
1H,1H,2H,2H-Perfluoro[1,2-13C2]Decanesulfonic Acid (M2-8:2FTS)	113				10-162
N-Deuteriomethylperfluoro-1-octanesulfonamidoacetic Acid (d3-NMeFOSAA)	90				24-116
Perfluoro[1,2,3,4,5,6,7-13C7]Undecanoic Acid (M7-PFUDA)	110				55-137
Perfluoro[13C8]Octanesulfonamide (M8FOSA)	66				10-112
N-Deuterioethylperfluoro-1-octanesulfonamidoacetic Acid (d5-NEtFOSAA)	104				27-126
Perfluoro[1,2-13C2]Dodecanoic Acid (MPFDOA)	102				48-131
Perfluoro[1,2-13C2]Tetradecanoic Acid (M2PFTEDA)	91				22-136

Lab Control Sample Analysis Batch Quality Control

Project Name: SUPPLEMENTAL RI SAMPLING PRGM.
Project Number: 0127981-023

Lab Number: L2159730
Report Date: 11/08/21

Parameter	LCS %Recovery	Qual	LCSD %Recovery	Qual	%Recovery Limits	RPD	Qual	RPD Limits
1,4 Dioxane by 8270D-SIM - Mansfield Lab Associated sample(s): 01-03,07 Batch: WG1567099-2 WG1567099-3								
1,4-Dioxane	115		117		40-140	2		30

Surrogate	LCS %Recovery	Qual	LCSD %Recovery	Qual	Acceptance Criteria
1,4-Dioxane-d8	21		30		15-110

Matrix Spike Analysis

Batch Quality Control

Project Name: SUPPLEMENTAL RI SAMPLING PRGM.

Lab Number: L2159730

Project Number: 0127981-023

Report Date: 11/08/21

Parameter	Native Sample	MS Added	MS Found	MS %Recovery	Qual	MSD Found	MSD %Recovery	Qual	Recovery Limits	RPD	Qual	RPD Limits
Semivolatile Organics by GC/MS - Westborough Lab Associated sample(s): 04-06,08,10 QC Batch ID: WG1565393-6 WG1565393-7 QC Sample: L2159730-06 Client ID: MW22B-102921-												
Bis(2-chloroethyl)ether	ND	18.2	14	77		14	77		40-140	0		30
3,3'-Dichlorobenzidine	ND	18.2	11	61		11	61		40-140	0		30
2,4-Dinitrotoluene	ND	18.2	16	88		17	94		48-143	6		30
2,6-Dinitrotoluene	ND	18.2	20	110		22	120		40-140	10		30
4-Chlorophenyl phenyl ether	ND	18.2	15	83		15	83		40-140	0		30
4-Bromophenyl phenyl ether	ND	18.2	17	94		18	99		40-140	6		30
Bis(2-chloroisopropyl)ether	ND	18.2	13	72		14	77		40-140	7		30
Bis(2-chloroethoxy)methane	ND	18.2	14	77		15	83		40-140	7		30
Hexachlorocyclopentadiene	ND	18.2	16.J	88		16.J	88		40-140	0		30
Isophorone	ND	18.2	14	77		15	83		40-140	7		30
Nitrobenzene	ND	18.2	15	83		16	88		40-140	6		30
NDPA/DPA	ND	18.2	14	77		14	77		40-140	0		30
n-Nitrosodi-n-propylamine	ND	18.2	15	83		16	88		29-132	6		30
Bis(2-ethylhexyl)phthalate	4.2	18.2	15	59		17	70		40-140	13		30
Butyl benzyl phthalate	ND	18.2	18	99		21	120		40-140	15		30
Di-n-butylphthalate	ND	18.2	16	88		17	94		40-140	6		30
Di-n-octylphthalate	ND	18.2	16	88		17	94		40-140	6		30
Diethyl phthalate	ND	18.2	17	94		18	99		40-140	6		30
Dimethyl phthalate	ND	18.2	16	88		18	99		40-140	12		30
Biphenyl	ND	18.2	15	83		16	88		40-140	6		30
4-Chloroaniline	ND	18.2	7.0	39	Q	3.4J	19	Q	40-140	69	Q	30
2-Nitroaniline	ND	18.2	18	99		20	110		52-143	11		30
3-Nitroaniline	ND	18.2	13	72		12	66		25-145	8		30

Matrix Spike Analysis

Batch Quality Control

Project Name: SUPPLEMENTAL RI SAMPLING PRGM.

Lab Number: L2159730

Project Number: 0127981-023

Report Date: 11/08/21

<i>Parameter</i>	<i>Native Sample</i>	<i>MS Added</i>	<i>MS Found</i>	<i>MS %Recovery</i>	<i>Qual</i>	<i>MSD Found</i>	<i>MSD %Recovery</i>	<i>Qual</i>	<i>Recovery Limits</i>	<i>RPD</i>	<i>Qual</i>	<i>RPD Limits</i>
Semivolatile Organics by GC/MS - Westborough Lab Associated sample(s): 04-06,08,10 QC Batch ID: WG1565393-6 WG1565393-7 QC Sample: L2159730-06 Client ID: MW22B-102921-												
4-Nitroaniline	ND	18.2	17	94		18	99		51-143	6		30
Dibenzofuran	ND	18.2	15	83		15	83		40-140	0		30
1,2,4,5-Tetrachlorobenzene	ND	18.2	15	83		16	88		2-134	6		30
Acetophenone	ND	18.2	14	77		14	77		39-129	0		30
2,4,6-Trichlorophenol	ND	18.2	17	94		18	99		30-130	6		30
p-Chloro-m-cresol	ND	18.2	16	88		17	94		23-97	6		30
2-Chlorophenol	ND	18.2	15	83		15	83		27-123	0		30
2,4-Dichlorophenol	ND	18.2	16	88		18	99		30-130	12		30
2,4-Dimethylphenol	ND	18.2	14	77		14	77		30-130	0		30
2-Nitrophenol	ND	18.2	18	99		19	100		30-130	5		30
4-Nitrophenol	ND	18.2	17	94	Q	19	100	Q	10-80	11		30
2,4-Dinitrophenol	ND	18.2	18.J	99		21	120		20-130	15		30
4,6-Dinitro-o-cresol	ND	18.2	22	120		22	120		20-164	0		30
Phenol	ND	18.2	12	66		13	72		12-110	8		30
2-Methylphenol	ND	18.2	14	77		14	77		30-130	0		30
3-Methylphenol/4-Methylphenol	ND	18.2	15	83		15	83		30-130	0		30
2,4,5-Trichlorophenol	ND	18.2	17	94		20	110		30-130	16		30
Carbazole	ND	18.2	14	77		15	83		55-144	7		30
Atrazine	ND	18.2	21	120		23	130		40-140	9		30
Benzaldehyde	ND	18.2	14	77		14	77		40-140	0		30
Caprolactam	ND	18.2	7.5J	41		9.9J	54		10-130	28		30
2,3,4,6-Tetrachlorophenol	ND	18.2	18	99		18	99		40-140	0		30

Matrix Spike Analysis**Batch Quality Control****Project Name:** SUPPLEMENTAL RI SAMPLING PRGM.**Lab Number:** L2159730**Project Number:** 0127981-023**Report Date:** 11/08/21

Parameter	Native Sample	MS Added	MS Found	MS %Recovery	Qual	MSD Found	MSD %Recovery	Qual	Recovery Limits	RPD	Qual	RPD Limits
------------------	----------------------	-----------------	-----------------	---------------------	-------------	------------------	----------------------	-------------	------------------------	------------	-------------	-------------------

Semivolatiles Organics by GC/MS - Westborough Lab Associated sample(s): 04-06,08,10 QC Batch ID: WG1565393-6 WG1565393-7 QC Sample: L2159730-06
Client ID: MW22B-102921-

Surrogate	MS		MSD		Acceptance Criteria
	% Recovery	Qualifier	% Recovery	Qualifier	
2,4,6-Tribromophenol	126	Q	131	Q	10-120
2-Fluorobiphenyl	78		80		15-120
2-Fluorophenol	70		71		21-120
4-Terphenyl-d14	79		86		41-149
Nitrobenzene-d5	92		92		23-120
Phenol-d6	63		71		10-120

Matrix Spike Analysis

Batch Quality Control

Project Name: SUPPLEMENTAL RI SAMPLING PRGM.

Lab Number: L2159730

Project Number: 0127981-023

Report Date: 11/08/21

<i>Parameter</i>	<i>Native Sample</i>	<i>MS Added</i>	<i>MS Found</i>	<i>MS %Recovery</i>	<i>Qual</i>	<i>MSD Found</i>	<i>MSD %Recovery</i>	<i>Qual</i>	<i>Recovery Limits</i>	<i>RPD</i>	<i>Qual</i>	<i>RPD Limits</i>
Semivolatile Organics by GC/MS-SIM - Westborough Lab Associated sample(s): 04-06,08,10 QC Batch ID: WG1565394-6 WG1565394-7 QC Sample: L2159730-06 Client ID: MW22B-102921-												
Acenaphthene	ND	18.2	13	72		17	94		40-140	27		40
2-Chloronaphthalene	ND	18.2	14	77		18	99		40-140	25		40
Fluoranthene	ND	18.2	14	77		19	100		40-140	30		40
Hexachlorobutadiene	ND	18.2	11	61		15	83		40-140	31		40
Naphthalene	ND	18.2	13	72		17	94		40-140	27		40
Benzo(a)anthracene	ND	18.2	14	77		18	99		40-140	25		40
Benzo(a)pyrene	ND	18.2	13	72		18	99		40-140	32		40
Benzo(b)fluoranthene	ND	18.2	15	83		20	110		40-140	29		40
Benzo(k)fluoranthene	ND	18.2	14	77		19	100		40-140	30		40
Chrysene	ND	18.2	14	77		18	99		40-140	25		40
Acenaphthylene	ND	18.2	14	77		18	99		40-140	25		40
Anthracene	ND	18.2	14	77		18	99		40-140	25		40
Benzo(ghi)perylene	ND	18.2	14	77		19	100		40-140	30		40
Fluorene	ND	18.2	13	72		18	99		40-140	32		40
Phenanthrene	0.03J	18.2	14	77		19	100		40-140	30		40
Dibenzo(a,h)anthracene	ND	18.2	14	77		19	100		40-140	30		40
Indeno(1,2,3-cd)pyrene	ND	18.2	15	83		21	120		40-140	33		40
Pyrene	ND	18.2	14	77		18	99		40-140	25		40
2-Methylnaphthalene	0.04J	18.2	14	77		18	99		40-140	25		40
Pentachlorophenol	ND	18.2	18	99		22	120		40-140	20		40
Hexachlorobenzene	ND	18.2	14	77		18	99		40-140	25		40
Hexachloroethane	ND	18.2	12	66		15	83		40-140	22		40

Matrix Spike Analysis

Batch Quality Control

Project Name: SUPPLEMENTAL RI SAMPLING PRGM.

Lab Number: L2159730

Project Number: 0127981-023

Report Date: 11/08/21

Parameter	Native Sample	MS Added	MS Found	MS %Recovery	Qual	MSD Found	MSD %Recovery	Qual	Recovery Limits	RPD	Qual	RPD Limits
------------------	--------------------------	---------------------	---------------------	-------------------------	-------------	----------------------	--------------------------	-------------	----------------------------	------------	-------------	-----------------------

Semivolatile Organics by GC/MS-SIM - Westborough Lab Associated sample(s): 04-06,08,10 QC Batch ID: WG1565394-6 WG1565394-7 QC Sample: L2159730-06 Client ID: MW22B-102921-

Surrogate	MS		MSD		Acceptance Criteria
	% Recovery	Qualifier	% Recovery	Qualifier	
2,4,6-Tribromophenol	80		103		10-120
2-Fluorobiphenyl	75		100		15-120
2-Fluorophenol	57		77		21-120
4-Terphenyl-d14	75		95		41-149
Nitrobenzene-d5	73		97		23-120
Phenol-d6	56		76		10-120

Matrix Spike Analysis

Batch Quality Control

Project Name: SUPPLEMENTAL RI SAMPLING PRGM.

Lab Number: L2159730

Project Number: 0127981-023

Report Date: 11/08/21

<i>Parameter</i>	<i>Native Sample</i>	<i>MS Added</i>	<i>MS Found</i>	<i>MS %Recovery</i>	<i>Qual</i>	<i>MSD Found</i>	<i>MSD %Recovery</i>	<i>Qual</i>	<i>Recovery Limits</i>	<i>RPD</i>	<i>Qual</i>	<i>RPD Limits</i>
Perfluorinated Alkyl Acids by Isotope Dilution - Mansfield Lab Associated sample(s): 01-03,07,11 QC Batch ID: WG1565499-3 WG1565499-4 QC Sample: L2159730-01 Client ID: MW22B-102921-1105												
Perfluorobutanoic Acid (PFBA)	0.578J	37	37.0	98		36.5	95		67-148	1		30
Perfluoropentanoic Acid (PFPeA)	0.644J	37	36.7	97		35.6	93		63-161	3		30
Perfluorobutanesulfonic Acid (PFBS)	0.269J	32.9	31.3	94		30.8	91		65-157	2		30
Perfluorohexanoic Acid (PFHxA)	ND	37	35.4	96		35.2	93		69-168	1		30
Perfluoroheptanoic Acid (PFHpA)	ND	37	34.8	94		33.8	90		58-159	3		30
Perfluorohexanesulfonic Acid (PFHxS)	ND	33.8	30.4	90		28.3	82		69-177	7		30
Perfluorooctanoic Acid (PFOA)	0.404J	37	35.1	94		34.6	91		63-159	1		30
1H,1H,2H,2H-Perfluorooctanesulfonic Acid (6:2FTS)	ND	35.2	34.1	97		34.8	97		49-187	2		30
Perfluoroheptanesulfonic Acid (PFHpS)	ND	35.2	37.6	107		38.5	107		61-179	2		30
Perfluorononanoic Acid (PFNA)	ND	37	33.5	90		32.6	86		68-171	3		30
Perfluorooctanesulfonic Acid (PFOS)	ND	34.4	29.2	85		28.6	82		52-151	2		30
Perfluorodecanoic Acid (PFDA)	ND	37	33.3	90		32.3	86		63-171	3		30
1H,1H,2H,2H-Perfluorodecanesulfonic Acid (8:2FTS)	ND	35.6	33.5	94		30.1	83		56-173	11		30
N-Methyl Perfluorooctanesulfonamidoacetic Acid (NMeFOSAA)	ND	37	30.0	81		29.8	79		60-166	1		30
Perfluoroundecanoic Acid (PFUnA)	ND	37	33.3	90		31.9	84		60-153	4		30
Perfluorodecanesulfonic Acid (PFDS)	ND	35.7	37.4	105		33.0	91		38-156	13		30
Perfluorooctanesulfonamide (FOSA)	ND	37	33.6	91		31.7	84		46-170	6		30
N-Ethyl Perfluorooctanesulfonamidoacetic Acid (NEtFOSAA)	ND	37	27.1	73		22.5	60		45-170	19		30
Perfluorododecanoic Acid (PFDoA)	ND	37	37.9	102		34.0	90		67-153	11		30
Perfluorotridecanoic Acid (PFTrDA)	ND	37	36.9	100		34.1	90		48-158	8		30
Perfluorotetradecanoic Acid (PFTTA)	ND	37	35.7	96		33.4	88		59-182	7		30

Matrix Spike Analysis

Batch Quality Control

Project Name: SUPPLEMENTAL RI SAMPLING PRGM.

Lab Number: L2159730

Project Number: 0127981-023

Report Date: 11/08/21

<i>Parameter</i>	<i>Native Sample</i>	<i>MS Added</i>	<i>MS Found</i>	<i>MS %Recovery</i>	<i>Qual</i>	<i>MSD Found</i>	<i>MSD %Recovery</i>	<i>Qual</i>	<i>Recovery Limits</i>	<i>RPD</i>	<i>Qual</i>	<i>RPD Limits</i>
------------------	----------------------	-----------------	-----------------	---------------------	-------------	------------------	----------------------	-------------	------------------------	------------	-------------	-------------------

Perfluorinated Alkyl Acids by Isotope Dilution - Mansfield Lab Associated sample(s): 01-03,07,11 QC Batch ID: WG1565499-3 WG1565499-4 QC Sample: L2159730-01 Client ID: MW22B-102921-1105

<i>Surrogate (Extracted Internal Standard)</i>	<i>MS % Recovery</i>	<i>Qualifier</i>	<i>MSD % Recovery</i>	<i>Qualifier</i>	<i>Acceptance Criteria</i>
1H,1H,2H,2H-Perfluoro[1,2-13C2]Decanesulfonic Acid (M2-8:2FTS)	106		105		10-162
1H,1H,2H,2H-Perfluoro[1,2-13C2]Octanesulfonic Acid (M2-6:2FTS)	134		129		14-147
N-Deuterioethylperfluoro-1-octanesulfonamidoacetic Acid (d5-NEtFOSAA)	74		74		27-126
N-Deuteriomethylperfluoro-1-octanesulfonamidoacetic Acid (d3-NMeFOSAA)	62		52		24-116
Perfluoro[1,2,3,4,5,6,7-13C7]Undecanoic Acid (M7-PFUDA)	89		89		55-137
Perfluoro[1,2,3,4,5,6-13C6]Decanoic Acid (M6PFDA)	91		91		62-124
Perfluoro[1,2,3,4,6-13C5]Hexanoic Acid (M5PFHxA)	77		80		57-129
Perfluoro[1,2,3,4-13C4]Heptanoic Acid (M4PFHpA)	82		85		60-129
Perfluoro[1,2,3-13C3]Hexanesulfonic Acid (M3PFHxS)	115		127		71-134
Perfluoro[1,2-13C2]Dodecanoic Acid (MPFDOA)	84		82		48-131
Perfluoro[1,2-13C2]Tetradecanoic Acid (M2PFTEDA)	84		81		22-136
Perfluoro[13C4]Butanoic Acid (MPFBA)	83		83		58-132
Perfluoro[13C5]Pentanoic Acid (M5PFPEA)	89		91		62-163
Perfluoro[13C8]Octanesulfonamide (M8FOSA)	31		34		10-112
Perfluoro[13C8]Octanesulfonic Acid (M8PFOS)	102		104		69-131
Perfluoro[13C8]Octanoic Acid (M8PFOA)	87		88		62-129
Perfluoro[13C9]Nonanoic Acid (M9PFNA)	94		95		59-139
Perfluoro[2,3,4-13C3]Butanesulfonic Acid (M3PFBS)	108		115		70-131

Matrix Spike Analysis

Batch Quality Control

Project Name: SUPPLEMENTAL RI SAMPLING PRGM.

Lab Number: L2159730

Project Number: 0127981-023

Report Date: 11/08/21

Parameter	Native Sample	MS Added	MS Found	MS %Recovery	Qual	MSD Found	MSD %Recovery	Qual	Recovery Limits	RPD	Qual	RPD Limits
1,4 Dioxane by 8270D-SIM - Mansfield Lab Associated sample(s): 01-03,07 QC Batch ID: WG1567099-4 WG1567099-5 QC Sample: L2159730-01 Client ID: MW22B-102921-1105												
1,4-Dioxane	ND	5000	5780	116		5680	114		40-140	2		30

Surrogate	MS % Recovery	Qualifier	MSD % Recovery	Qualifier	Acceptance Criteria
1,4-Dioxane-d8	29		28		15-110

METALS

Project Name: SUPPLEMENTAL RI SAMPLING PRGM.

Lab Number: L2159730

Project Number: 0127981-023

Report Date: 11/08/21

SAMPLE RESULTS

Lab ID: L2159730-04
 Client ID: MW21B-102921-1340
 Sample Location: BATH, NY

Date Collected: 10/29/21 13:40
 Date Received: 10/29/21
 Field Prep: Not Specified

Sample Depth:
 Matrix: Water

Parameter	Result	Qualifier	Units	RL	MDL	Dilution Factor	Date Prepared	Date Analyzed	Prep Method	Analytical Method	Analyst
Total Metals - Mansfield Lab											
Aluminum, Total	1.37		mg/l	0.100	0.032	1	11/03/21 10:41	11/04/21 00:38	EPA 3005A	1,6010D	DL
Antimony, Total	ND		mg/l	0.050	0.007	1	11/03/21 10:41	11/03/21 20:34	EPA 3005A	1,6010D	SV
Arsenic, Total	ND		mg/l	0.005	0.002	1	11/03/21 10:41	11/03/21 20:34	EPA 3005A	1,6010D	SV
Barium, Total	0.081		mg/l	0.010	0.002	1	11/03/21 10:41	11/03/21 20:34	EPA 3005A	1,6010D	SV
Beryllium, Total	ND		mg/l	0.005	0.001	1	11/03/21 10:41	11/03/21 20:34	EPA 3005A	1,6010D	SV
Cadmium, Total	ND		mg/l	0.005	0.001	1	11/03/21 10:41	11/03/21 20:34	EPA 3005A	1,6010D	SV
Calcium, Total	43.3		mg/l	0.100	0.035	1	11/03/21 10:41	11/03/21 20:34	EPA 3005A	1,6010D	SV
Chromium, Total	0.003	J	mg/l	0.010	0.002	1	11/03/21 10:41	11/03/21 20:34	EPA 3005A	1,6010D	SV
Cobalt, Total	ND		mg/l	0.020	0.002	1	11/03/21 10:41	11/03/21 20:34	EPA 3005A	1,6010D	SV
Copper, Total	0.006	J	mg/l	0.010	0.002	1	11/03/21 10:41	11/03/21 20:34	EPA 3005A	1,6010D	SV
Iron, Total	2.89		mg/l	0.050	0.009	1	11/03/21 10:41	11/03/21 20:34	EPA 3005A	1,6010D	SV
Lead, Total	ND		mg/l	0.010	0.003	1	11/03/21 10:41	11/03/21 20:34	EPA 3005A	1,6010D	SV
Magnesium, Total	13.4		mg/l	0.100	0.015	1	11/03/21 10:41	11/03/21 20:34	EPA 3005A	1,6010D	SV
Manganese, Total	0.415		mg/l	0.010	0.002	1	11/03/21 10:41	11/03/21 20:34	EPA 3005A	1,6010D	SV
Mercury, Total	ND		mg/l	0.00020	0.00009	1	11/03/21 10:43	11/03/21 13:46	EPA 7470A	1,7470A	AC
Nickel, Total	0.003	J	mg/l	0.025	0.002	1	11/03/21 10:41	11/03/21 20:34	EPA 3005A	1,6010D	SV
Potassium, Total	4.05		mg/l	2.50	0.237	1	11/03/21 10:41	11/03/21 20:34	EPA 3005A	1,6010D	SV
Selenium, Total	ND		mg/l	0.010	0.004	1	11/03/21 10:41	11/03/21 20:34	EPA 3005A	1,6010D	SV
Silver, Total	ND		mg/l	0.007	0.003	1	11/03/21 10:41	11/03/21 20:34	EPA 3005A	1,6010D	SV
Sodium, Total	58.0		mg/l	2.00	0.120	1	11/03/21 10:41	11/03/21 20:34	EPA 3005A	1,6010D	SV
Thallium, Total	ND		mg/l	0.020	0.003	1	11/03/21 10:41	11/03/21 20:34	EPA 3005A	1,6010D	SV
Vanadium, Total	0.005	J	mg/l	0.010	0.002	1	11/03/21 10:41	11/03/21 20:34	EPA 3005A	1,6010D	SV
Zinc, Total	0.021	J	mg/l	0.050	0.002	1	11/03/21 10:41	11/03/21 20:34	EPA 3005A	1,6010D	SV
Dissolved Metals - Mansfield Lab											
Aluminum, Dissolved	ND		mg/l	0.100	0.032	1	11/03/21 16:58	11/04/21 10:27	EPA 3005A	1,6010D	SV
Antimony, Dissolved	ND		mg/l	0.050	0.007	1	11/03/21 16:58	11/04/21 10:27	EPA 3005A	1,6010D	SV
Arsenic, Dissolved	ND		mg/l	0.005	0.002	1	11/03/21 16:58	11/04/21 10:27	EPA 3005A	1,6010D	SV
Barium, Dissolved	0.074		mg/l	0.010	0.002	1	11/03/21 16:58	11/04/21 10:27	EPA 3005A	1,6010D	SV
Beryllium, Dissolved	ND		mg/l	0.005	0.001	1	11/03/21 16:58	11/04/21 10:27	EPA 3005A	1,6010D	SV



Project Name: SUPPLEMENTAL RI SAMPLING PRGM.

Lab Number: L2159730

Project Number: 0127981-023

Report Date: 11/08/21

SAMPLE RESULTS

Lab ID: L2159730-04

Date Collected: 10/29/21 13:40

Client ID: MW21B-102921-1340

Date Received: 10/29/21

Sample Location: BATH, NY

Field Prep: Not Specified

Sample Depth:

Matrix: Water

Parameter	Result	Qualifier	Units	RL	MDL	Dilution Factor	Date Prepared	Date Analyzed	Prep Method	Analytical Method	Analyst
Cadmium, Dissolved	ND		mg/l	0.005	0.001	1	11/03/21 16:58	11/04/21 10:27	EPA 3005A	1,6010D	SV
Calcium, Dissolved	43.7		mg/l	0.100	0.035	1	11/03/21 16:58	11/04/21 10:27	EPA 3005A	1,6010D	SV
Chromium, Dissolved	ND		mg/l	0.010	0.002	1	11/03/21 16:58	11/04/21 10:27	EPA 3005A	1,6010D	SV
Cobalt, Dissolved	ND		mg/l	0.020	0.002	1	11/03/21 16:58	11/04/21 10:27	EPA 3005A	1,6010D	SV
Copper, Dissolved	ND		mg/l	0.010	0.002	1	11/03/21 16:58	11/04/21 10:27	EPA 3005A	1,6010D	SV
Iron, Dissolved	ND		mg/l	0.050	0.009	1	11/03/21 16:58	11/04/21 10:27	EPA 3005A	1,6010D	SV
Lead, Dissolved	ND		mg/l	0.010	0.003	1	11/03/21 16:58	11/04/21 10:27	EPA 3005A	1,6010D	SV
Magnesium, Dissolved	12.3		mg/l	0.100	0.015	1	11/03/21 16:58	11/04/21 10:27	EPA 3005A	1,6010D	SV
Manganese, Dissolved	0.389		mg/l	0.010	0.002	1	11/03/21 16:58	11/04/21 10:27	EPA 3005A	1,6010D	SV
Mercury, Dissolved	ND		mg/l	0.00020	0.00009	1	11/03/21 20:45	11/04/21 05:49	EPA 7470A	1,7470A	AC
Nickel, Dissolved	ND		mg/l	0.025	0.002	1	11/03/21 16:58	11/04/21 10:27	EPA 3005A	1,6010D	SV
Potassium, Dissolved	3.72		mg/l	2.50	0.237	1	11/03/21 16:58	11/04/21 10:27	EPA 3005A	1,6010D	SV
Selenium, Dissolved	ND		mg/l	0.010	0.004	1	11/03/21 16:58	11/04/21 10:27	EPA 3005A	1,6010D	SV
Silver, Dissolved	ND		mg/l	0.007	0.003	1	11/03/21 16:58	11/04/21 10:27	EPA 3005A	1,6010D	SV
Sodium, Dissolved	58.6		mg/l	2.00	0.120	1	11/03/21 16:58	11/04/21 10:27	EPA 3005A	1,6010D	SV
Thallium, Dissolved	0.003	J	mg/l	0.020	0.003	1	11/03/21 16:58	11/04/21 10:27	EPA 3005A	1,6010D	SV
Vanadium, Dissolved	ND		mg/l	0.010	0.002	1	11/03/21 16:58	11/04/21 10:27	EPA 3005A	1,6010D	SV
Zinc, Dissolved	ND		mg/l	0.050	0.002	1	11/03/21 16:58	11/04/21 10:27	EPA 3005A	1,6010D	SV



Project Name: SUPPLEMENTAL RI SAMPLING PRGM.

Lab Number: L2159730

Project Number: 0127981-023

Report Date: 11/08/21

SAMPLE RESULTS

Lab ID: L2159730-05
 Client ID: MW21A-102921-1515
 Sample Location: BATH, NY

Date Collected: 10/29/21 15:15
 Date Received: 10/29/21
 Field Prep: Not Specified

Sample Depth:
 Matrix: Water

Parameter	Result	Qualifier	Units	RL	MDL	Dilution Factor	Date Prepared	Date Analyzed	Prep Method	Analytical Method	Analyst
Total Metals - Mansfield Lab											
Aluminum, Total	0.383		mg/l	0.100	0.032	1	11/03/21 10:41	11/04/21 00:42	EPA 3005A	1,6010D	DL
Antimony, Total	ND		mg/l	0.050	0.007	1	11/03/21 10:41	11/03/21 20:30	EPA 3005A	1,6010D	SV
Arsenic, Total	ND		mg/l	0.005	0.002	1	11/03/21 10:41	11/03/21 20:30	EPA 3005A	1,6010D	SV
Barium, Total	0.050		mg/l	0.010	0.002	1	11/03/21 10:41	11/03/21 20:30	EPA 3005A	1,6010D	SV
Beryllium, Total	ND		mg/l	0.005	0.001	1	11/03/21 10:41	11/03/21 20:30	EPA 3005A	1,6010D	SV
Cadmium, Total	ND		mg/l	0.005	0.001	1	11/03/21 10:41	11/03/21 20:30	EPA 3005A	1,6010D	SV
Calcium, Total	31.4		mg/l	0.100	0.035	1	11/03/21 10:41	11/03/21 20:30	EPA 3005A	1,6010D	SV
Chromium, Total	ND		mg/l	0.010	0.002	1	11/03/21 10:41	11/03/21 20:30	EPA 3005A	1,6010D	SV
Cobalt, Total	ND		mg/l	0.020	0.002	1	11/03/21 10:41	11/03/21 20:30	EPA 3005A	1,6010D	SV
Copper, Total	0.003	J	mg/l	0.010	0.002	1	11/03/21 10:41	11/03/21 20:30	EPA 3005A	1,6010D	SV
Iron, Total	0.704		mg/l	0.050	0.009	1	11/03/21 10:41	11/03/21 20:30	EPA 3005A	1,6010D	SV
Lead, Total	ND		mg/l	0.010	0.003	1	11/03/21 10:41	11/03/21 20:30	EPA 3005A	1,6010D	SV
Magnesium, Total	6.44		mg/l	0.100	0.015	1	11/03/21 10:41	11/03/21 20:30	EPA 3005A	1,6010D	SV
Manganese, Total	0.020		mg/l	0.010	0.002	1	11/03/21 10:41	11/03/21 20:30	EPA 3005A	1,6010D	SV
Mercury, Total	ND		mg/l	0.00020	0.00009	1	11/03/21 10:43	11/03/21 13:36	EPA 7470A	1,7470A	AC
Nickel, Total	0.003	J	mg/l	0.025	0.002	1	11/03/21 10:41	11/03/21 20:30	EPA 3005A	1,6010D	SV
Potassium, Total	2.14	J	mg/l	2.50	0.237	1	11/03/21 10:41	11/03/21 20:30	EPA 3005A	1,6010D	SV
Selenium, Total	ND		mg/l	0.010	0.004	1	11/03/21 10:41	11/03/21 20:30	EPA 3005A	1,6010D	SV
Silver, Total	ND		mg/l	0.007	0.003	1	11/03/21 10:41	11/03/21 20:30	EPA 3005A	1,6010D	SV
Sodium, Total	42.0		mg/l	2.00	0.120	1	11/03/21 10:41	11/03/21 20:30	EPA 3005A	1,6010D	SV
Thallium, Total	ND		mg/l	0.020	0.003	1	11/03/21 10:41	11/03/21 20:30	EPA 3005A	1,6010D	SV
Vanadium, Total	ND		mg/l	0.010	0.002	1	11/03/21 10:41	11/03/21 20:30	EPA 3005A	1,6010D	SV
Zinc, Total	0.014	J	mg/l	0.050	0.002	1	11/03/21 10:41	11/03/21 20:30	EPA 3005A	1,6010D	SV
Dissolved Metals - Mansfield Lab											
Aluminum, Dissolved	ND		mg/l	0.100	0.032	1	11/03/21 16:58	11/04/21 10:33	EPA 3005A	1,6010D	SV
Antimony, Dissolved	ND		mg/l	0.050	0.007	1	11/03/21 16:58	11/04/21 10:33	EPA 3005A	1,6010D	SV
Arsenic, Dissolved	ND		mg/l	0.005	0.002	1	11/03/21 16:58	11/04/21 10:33	EPA 3005A	1,6010D	SV
Barium, Dissolved	0.049		mg/l	0.010	0.002	1	11/03/21 16:58	11/04/21 10:33	EPA 3005A	1,6010D	SV
Beryllium, Dissolved	ND		mg/l	0.005	0.001	1	11/03/21 16:58	11/04/21 10:33	EPA 3005A	1,6010D	SV



Project Name: SUPPLEMENTAL RI SAMPLING PRGM.**Lab Number:** L2159730**Project Number:** 0127981-023**Report Date:** 11/08/21**SAMPLE RESULTS**

Lab ID: L2159730-05

Date Collected: 10/29/21 15:15

Client ID: MW21A-102921-1515

Date Received: 10/29/21

Sample Location: BATH, NY

Field Prep: Not Specified

Sample Depth:

Matrix: Water

Parameter	Result	Qualifier	Units	RL	MDL	Dilution Factor	Date Prepared	Date Analyzed	Prep Method	Analytical Method	Analyst
Cadmium, Dissolved	ND		mg/l	0.005	0.001	1	11/03/21 16:58	11/04/21 10:33	EPA 3005A	1,6010D	SV
Calcium, Dissolved	33.5		mg/l	0.100	0.035	1	11/03/21 16:58	11/04/21 10:33	EPA 3005A	1,6010D	SV
Chromium, Dissolved	ND		mg/l	0.010	0.002	1	11/03/21 16:58	11/04/21 10:33	EPA 3005A	1,6010D	SV
Cobalt, Dissolved	ND		mg/l	0.020	0.002	1	11/03/21 16:58	11/04/21 10:33	EPA 3005A	1,6010D	SV
Copper, Dissolved	ND		mg/l	0.010	0.002	1	11/03/21 16:58	11/04/21 10:33	EPA 3005A	1,6010D	SV
Iron, Dissolved	ND		mg/l	0.050	0.009	1	11/03/21 16:58	11/04/21 10:33	EPA 3005A	1,6010D	SV
Lead, Dissolved	ND		mg/l	0.010	0.003	1	11/03/21 16:58	11/04/21 10:33	EPA 3005A	1,6010D	SV
Magnesium, Dissolved	6.30		mg/l	0.100	0.015	1	11/03/21 16:58	11/04/21 10:33	EPA 3005A	1,6010D	SV
Manganese, Dissolved	ND		mg/l	0.010	0.002	1	11/03/21 16:58	11/04/21 10:33	EPA 3005A	1,6010D	SV
Mercury, Dissolved	ND		mg/l	0.00020	0.00009	1	11/03/21 20:45	11/04/21 05:52	EPA 7470A	1,7470A	AC
Nickel, Dissolved	ND		mg/l	0.025	0.002	1	11/03/21 16:58	11/04/21 10:33	EPA 3005A	1,6010D	SV
Potassium, Dissolved	2.00	J	mg/l	2.50	0.237	1	11/03/21 16:58	11/04/21 10:33	EPA 3005A	1,6010D	SV
Selenium, Dissolved	ND		mg/l	0.010	0.004	1	11/03/21 16:58	11/04/21 10:33	EPA 3005A	1,6010D	SV
Silver, Dissolved	ND		mg/l	0.007	0.003	1	11/03/21 16:58	11/04/21 10:33	EPA 3005A	1,6010D	SV
Sodium, Dissolved	43.5		mg/l	2.00	0.120	1	11/03/21 16:58	11/04/21 10:33	EPA 3005A	1,6010D	SV
Thallium, Dissolved	ND		mg/l	0.020	0.003	1	11/03/21 16:58	11/04/21 10:33	EPA 3005A	1,6010D	SV
Vanadium, Dissolved	ND		mg/l	0.010	0.002	1	11/03/21 16:58	11/04/21 10:33	EPA 3005A	1,6010D	SV
Zinc, Dissolved	ND		mg/l	0.050	0.002	1	11/03/21 16:58	11/04/21 10:33	EPA 3005A	1,6010D	SV



Project Name: SUPPLEMENTAL RI SAMPLING PRGM.

Lab Number: L2159730

Project Number: 0127981-023

Report Date: 11/08/21

SAMPLE RESULTS

Lab ID: L2159730-06
 Client ID: MW22B-102921-
 Sample Location: BATH, NY

Date Collected: 10/29/21 16:20
 Date Received: 10/29/21
 Field Prep: Not Specified

Sample Depth:
 Matrix: Water

Parameter	Result	Qualifier	Units	RL	MDL	Dilution Factor	Date Prepared	Date Analyzed	Prep Method	Analytical Method	Analyst
Total Metals - Mansfield Lab											
Aluminum, Total	1.32		mg/l	0.100	0.032	1	11/03/21 10:41	11/04/21 01:15	EPA 3005A	1,6010D	DL
Antimony, Total	ND		mg/l	0.050	0.007	1	11/03/21 10:41	11/03/21 20:38	EPA 3005A	1,6010D	SV
Arsenic, Total	ND		mg/l	0.005	0.002	1	11/03/21 10:41	11/03/21 20:38	EPA 3005A	1,6010D	SV
Barium, Total	0.032		mg/l	0.010	0.002	1	11/03/21 10:41	11/03/21 20:38	EPA 3005A	1,6010D	SV
Beryllium, Total	ND		mg/l	0.005	0.001	1	11/03/21 10:41	11/03/21 20:38	EPA 3005A	1,6010D	SV
Cadmium, Total	ND		mg/l	0.005	0.001	1	11/03/21 10:41	11/03/21 20:38	EPA 3005A	1,6010D	SV
Calcium, Total	37.0		mg/l	0.100	0.035	1	11/03/21 10:41	11/03/21 20:38	EPA 3005A	1,6010D	SV
Chromium, Total	0.004	J	mg/l	0.010	0.002	1	11/03/21 10:41	11/03/21 20:38	EPA 3005A	1,6010D	SV
Cobalt, Total	ND		mg/l	0.020	0.002	1	11/03/21 10:41	11/03/21 20:38	EPA 3005A	1,6010D	SV
Copper, Total	0.006	J	mg/l	0.010	0.002	1	11/03/21 10:41	11/03/21 20:38	EPA 3005A	1,6010D	SV
Iron, Total	2.52		mg/l	0.050	0.009	1	11/03/21 10:41	11/03/21 20:38	EPA 3005A	1,6010D	SV
Lead, Total	ND		mg/l	0.010	0.003	1	11/03/21 10:41	11/03/21 20:38	EPA 3005A	1,6010D	SV
Magnesium, Total	7.09		mg/l	0.100	0.015	1	11/03/21 10:41	11/03/21 20:38	EPA 3005A	1,6010D	SV
Manganese, Total	0.129		mg/l	0.010	0.002	1	11/03/21 10:41	11/03/21 20:38	EPA 3005A	1,6010D	SV
Mercury, Total	ND		mg/l	0.00020	0.00009	1	11/03/21 10:43	11/03/21 13:50	EPA 7470A	1,7470A	AC
Nickel, Total	0.003	J	mg/l	0.025	0.002	1	11/03/21 10:41	11/03/21 20:38	EPA 3005A	1,6010D	SV
Potassium, Total	2.84		mg/l	2.50	0.237	1	11/03/21 10:41	11/03/21 20:38	EPA 3005A	1,6010D	SV
Selenium, Total	ND		mg/l	0.010	0.004	1	11/03/21 10:41	11/03/21 20:38	EPA 3005A	1,6010D	SV
Silver, Total	ND		mg/l	0.007	0.003	1	11/03/21 10:41	11/03/21 20:38	EPA 3005A	1,6010D	SV
Sodium, Total	35.3		mg/l	2.00	0.120	1	11/03/21 10:41	11/03/21 20:38	EPA 3005A	1,6010D	SV
Thallium, Total	ND		mg/l	0.020	0.003	1	11/03/21 10:41	11/03/21 20:38	EPA 3005A	1,6010D	SV
Vanadium, Total	0.007	J	mg/l	0.010	0.002	1	11/03/21 10:41	11/03/21 20:38	EPA 3005A	1,6010D	SV
Zinc, Total	0.039	J	mg/l	0.050	0.002	1	11/03/21 10:41	11/03/21 20:38	EPA 3005A	1,6010D	SV
Dissolved Metals - Mansfield Lab											
Aluminum, Dissolved	0.108		mg/l	0.100	0.032	1	11/03/21 16:58	11/04/21 10:43	EPA 3005A	1,6010D	SV
Antimony, Dissolved	ND		mg/l	0.050	0.007	1	11/03/21 16:58	11/04/21 10:43	EPA 3005A	1,6010D	SV
Arsenic, Dissolved	ND		mg/l	0.005	0.002	1	11/03/21 16:58	11/04/21 10:43	EPA 3005A	1,6010D	SV
Barium, Dissolved	0.016		mg/l	0.010	0.002	1	11/03/21 16:58	11/04/21 10:43	EPA 3005A	1,6010D	SV
Beryllium, Dissolved	ND		mg/l	0.005	0.001	1	11/03/21 16:58	11/04/21 10:43	EPA 3005A	1,6010D	SV



Project Name: SUPPLEMENTAL RI SAMPLING PRGM.**Lab Number:** L2159730**Project Number:** 0127981-023**Report Date:** 11/08/21**SAMPLE RESULTS**

Lab ID: L2159730-06

Date Collected: 10/29/21 16:20

Client ID: MW22B-102921-

Date Received: 10/29/21

Sample Location: BATH, NY

Field Prep: Not Specified

Sample Depth:

Matrix: Water

Parameter	Result	Qualifier	Units	RL	MDL	Dilution Factor	Date Prepared	Date Analyzed	Prep Method	Analytical Method	Analyst
Cadmium, Dissolved	ND		mg/l	0.005	0.001	1	11/03/21 16:58	11/04/21 10:43	EPA 3005A	1,6010D	SV
Calcium, Dissolved	32.2		mg/l	0.100	0.035	1	11/03/21 16:58	11/04/21 10:43	EPA 3005A	1,6010D	SV
Chromium, Dissolved	ND		mg/l	0.010	0.002	1	11/03/21 16:58	11/04/21 10:43	EPA 3005A	1,6010D	SV
Cobalt, Dissolved	ND		mg/l	0.020	0.002	1	11/03/21 16:58	11/04/21 10:43	EPA 3005A	1,6010D	SV
Copper, Dissolved	ND		mg/l	0.010	0.002	1	11/03/21 16:58	11/04/21 10:43	EPA 3005A	1,6010D	SV
Iron, Dissolved	ND		mg/l	0.050	0.009	1	11/03/21 16:58	11/04/21 10:43	EPA 3005A	1,6010D	SV
Lead, Dissolved	ND		mg/l	0.010	0.003	1	11/03/21 16:58	11/04/21 10:43	EPA 3005A	1,6010D	SV
Magnesium, Dissolved	5.49		mg/l	0.100	0.015	1	11/03/21 16:58	11/04/21 10:43	EPA 3005A	1,6010D	SV
Manganese, Dissolved	0.004	J	mg/l	0.010	0.002	1	11/03/21 16:58	11/04/21 10:43	EPA 3005A	1,6010D	SV
Mercury, Dissolved	ND		mg/l	0.00020	0.00009	1	11/03/21 20:45	11/04/21 05:39	EPA 7470A	1,7470A	AC
Nickel, Dissolved	ND		mg/l	0.025	0.002	1	11/03/21 16:58	11/04/21 10:43	EPA 3005A	1,6010D	SV
Potassium, Dissolved	2.55		mg/l	2.50	0.237	1	11/03/21 16:58	11/04/21 10:43	EPA 3005A	1,6010D	SV
Selenium, Dissolved	ND		mg/l	0.010	0.004	1	11/03/21 16:58	11/04/21 10:43	EPA 3005A	1,6010D	SV
Silver, Dissolved	ND		mg/l	0.007	0.003	1	11/03/21 16:58	11/04/21 10:43	EPA 3005A	1,6010D	SV
Sodium, Dissolved	35.6		mg/l	2.00	0.120	1	11/03/21 16:58	11/04/21 10:43	EPA 3005A	1,6010D	SV
Thallium, Dissolved	ND		mg/l	0.020	0.003	1	11/03/21 16:58	11/04/21 10:43	EPA 3005A	1,6010D	SV
Vanadium, Dissolved	0.003	J	mg/l	0.010	0.002	1	11/03/21 16:58	11/04/21 10:43	EPA 3005A	1,6010D	SV
Zinc, Dissolved	ND		mg/l	0.050	0.002	1	11/03/21 16:58	11/04/21 10:43	EPA 3005A	1,6010D	SV



Project Name: SUPPLEMENTAL RI SAMPLING PRGM.

Lab Number: L2159730

Project Number: 0127981-023

Report Date: 11/08/21

SAMPLE RESULTS

Lab ID: L2159730-08

Date Collected: 10/29/21 00:00

Client ID: 4125-102921-0002

Date Received: 10/29/21

Sample Location: BATH, NY

Field Prep: Not Specified

Sample Depth:

Matrix: Water

Parameter	Result	Qualifier	Units	RL	MDL	Dilution Factor	Date Prepared	Date Analyzed	Prep Method	Analytical Method	Analyst
Total Metals - Mansfield Lab											
Aluminum, Total	1.49		mg/l	0.100	0.032	1	11/03/21 10:41	11/04/21 01:05	EPA 3005A	1,6010D	DL
Antimony, Total	0.009	J	mg/l	0.050	0.007	1	11/03/21 10:41	11/03/21 21:15	EPA 3005A	1,6010D	SV
Arsenic, Total	0.002	J	mg/l	0.005	0.002	1	11/03/21 10:41	11/03/21 21:15	EPA 3005A	1,6010D	SV
Barium, Total	0.084		mg/l	0.010	0.002	1	11/03/21 10:41	11/03/21 21:15	EPA 3005A	1,6010D	SV
Beryllium, Total	ND		mg/l	0.005	0.001	1	11/03/21 10:41	11/03/21 21:15	EPA 3005A	1,6010D	SV
Cadmium, Total	ND		mg/l	0.005	0.001	1	11/03/21 10:41	11/03/21 21:15	EPA 3005A	1,6010D	SV
Calcium, Total	43.7		mg/l	0.100	0.035	1	11/03/21 10:41	11/03/21 21:15	EPA 3005A	1,6010D	SV
Chromium, Total	0.003	J	mg/l	0.010	0.002	1	11/03/21 10:41	11/03/21 21:15	EPA 3005A	1,6010D	SV
Cobalt, Total	ND		mg/l	0.020	0.002	1	11/03/21 10:41	11/03/21 21:15	EPA 3005A	1,6010D	SV
Copper, Total	0.007	J	mg/l	0.010	0.002	1	11/03/21 10:41	11/03/21 21:15	EPA 3005A	1,6010D	SV
Iron, Total	3.13		mg/l	0.050	0.009	1	11/03/21 10:41	11/03/21 21:15	EPA 3005A	1,6010D	SV
Lead, Total	ND		mg/l	0.010	0.003	1	11/03/21 10:41	11/03/21 21:15	EPA 3005A	1,6010D	SV
Magnesium, Total	13.5		mg/l	0.100	0.015	1	11/03/21 10:41	11/03/21 21:15	EPA 3005A	1,6010D	SV
Manganese, Total	0.430		mg/l	0.010	0.002	1	11/03/21 10:41	11/03/21 21:15	EPA 3005A	1,6010D	SV
Mercury, Total	ND		mg/l	0.00020	0.00009	1	11/03/21 10:43	11/03/21 13:53	EPA 7470A	1,7470A	AC
Nickel, Total	0.004	J	mg/l	0.025	0.002	1	11/03/21 10:41	11/03/21 21:15	EPA 3005A	1,6010D	SV
Potassium, Total	4.08		mg/l	2.50	0.237	1	11/03/21 10:41	11/03/21 21:15	EPA 3005A	1,6010D	SV
Selenium, Total	ND		mg/l	0.010	0.004	1	11/03/21 10:41	11/03/21 21:15	EPA 3005A	1,6010D	SV
Silver, Total	ND		mg/l	0.007	0.003	1	11/03/21 10:41	11/03/21 21:15	EPA 3005A	1,6010D	SV
Sodium, Total	58.8		mg/l	2.00	0.120	1	11/03/21 10:41	11/03/21 21:15	EPA 3005A	1,6010D	SV
Thallium, Total	ND		mg/l	0.020	0.003	1	11/03/21 10:41	11/03/21 21:15	EPA 3005A	1,6010D	SV
Vanadium, Total	0.004	J	mg/l	0.010	0.002	1	11/03/21 10:41	11/03/21 21:15	EPA 3005A	1,6010D	SV
Zinc, Total	0.024	J	mg/l	0.050	0.002	1	11/03/21 10:41	11/03/21 21:15	EPA 3005A	1,6010D	SV
Dissolved Metals - Mansfield Lab											
Aluminum, Dissolved	ND		mg/l	0.100	0.032	1	11/03/21 16:58	11/04/21 10:38	EPA 3005A	1,6010D	SV
Antimony, Dissolved	ND		mg/l	0.050	0.007	1	11/03/21 16:58	11/04/21 10:38	EPA 3005A	1,6010D	SV
Arsenic, Dissolved	ND		mg/l	0.005	0.002	1	11/03/21 16:58	11/04/21 10:38	EPA 3005A	1,6010D	SV
Barium, Dissolved	0.073		mg/l	0.010	0.002	1	11/03/21 16:58	11/04/21 10:38	EPA 3005A	1,6010D	SV
Beryllium, Dissolved	ND		mg/l	0.005	0.001	1	11/03/21 16:58	11/04/21 10:38	EPA 3005A	1,6010D	SV



Project Name: SUPPLEMENTAL RI SAMPLING PRGM.

Lab Number: L2159730

Project Number: 0127981-023

Report Date: 11/08/21

SAMPLE RESULTS

Lab ID: L2159730-08

Date Collected: 10/29/21 00:00

Client ID: 4125-102921-0002

Date Received: 10/29/21

Sample Location: BATH, NY

Field Prep: Not Specified

Sample Depth:

Matrix: Water

Parameter	Result	Qualifier	Units	RL	MDL	Dilution Factor	Date Prepared	Date Analyzed	Prep Method	Analytical Method	Analyst
Cadmium, Dissolved	ND		mg/l	0.005	0.001	1	11/03/21 16:58	11/04/21 10:38	EPA 3005A	1,6010D	SV
Calcium, Dissolved	43.7		mg/l	0.100	0.035	1	11/03/21 16:58	11/04/21 10:38	EPA 3005A	1,6010D	SV
Chromium, Dissolved	ND		mg/l	0.010	0.002	1	11/03/21 16:58	11/04/21 10:38	EPA 3005A	1,6010D	SV
Cobalt, Dissolved	ND		mg/l	0.020	0.002	1	11/03/21 16:58	11/04/21 10:38	EPA 3005A	1,6010D	SV
Copper, Dissolved	ND		mg/l	0.010	0.002	1	11/03/21 16:58	11/04/21 10:38	EPA 3005A	1,6010D	SV
Iron, Dissolved	ND		mg/l	0.050	0.009	1	11/03/21 16:58	11/04/21 10:38	EPA 3005A	1,6010D	SV
Lead, Dissolved	ND		mg/l	0.010	0.003	1	11/03/21 16:58	11/04/21 10:38	EPA 3005A	1,6010D	SV
Magnesium, Dissolved	12.3		mg/l	0.100	0.015	1	11/03/21 16:58	11/04/21 10:38	EPA 3005A	1,6010D	SV
Manganese, Dissolved	0.388		mg/l	0.010	0.002	1	11/03/21 16:58	11/04/21 10:38	EPA 3005A	1,6010D	SV
Mercury, Dissolved	ND		mg/l	0.00020	0.00009	1	11/03/21 20:45	11/04/21 05:56	EPA 7470A	1,7470A	AC
Nickel, Dissolved	ND		mg/l	0.025	0.002	1	11/03/21 16:58	11/04/21 10:38	EPA 3005A	1,6010D	SV
Potassium, Dissolved	3.73		mg/l	2.50	0.237	1	11/03/21 16:58	11/04/21 10:38	EPA 3005A	1,6010D	SV
Selenium, Dissolved	ND		mg/l	0.010	0.004	1	11/03/21 16:58	11/04/21 10:38	EPA 3005A	1,6010D	SV
Silver, Dissolved	ND		mg/l	0.007	0.003	1	11/03/21 16:58	11/04/21 10:38	EPA 3005A	1,6010D	SV
Sodium, Dissolved	58.5		mg/l	2.00	0.120	1	11/03/21 16:58	11/04/21 10:38	EPA 3005A	1,6010D	SV
Thallium, Dissolved	0.002	J	mg/l	0.020	0.003	1	11/03/21 16:58	11/04/21 10:38	EPA 3005A	1,6010D	SV
Vanadium, Dissolved	ND		mg/l	0.010	0.002	1	11/03/21 16:58	11/04/21 10:38	EPA 3005A	1,6010D	SV
Zinc, Dissolved	ND		mg/l	0.050	0.002	1	11/03/21 16:58	11/04/21 10:38	EPA 3005A	1,6010D	SV



Project Name: SUPPLEMENTAL RI SAMPLING PRGM.

Lab Number: L2159730

Project Number: 0127981-023

Report Date: 11/08/21

SAMPLE RESULTS

Lab ID: L2159730-10

Date Collected: 10/29/21 00:00

Client ID: 4125-102921-0004

Date Received: 10/29/21

Sample Location: BATH, NY

Field Prep: Not Specified

Sample Depth:

Matrix: Water

Parameter	Result	Qualifier	Units	RL	MDL	Dilution Factor	Date Prepared	Date Analyzed	Prep Method	Analytical Method	Analyst
Total Metals - Mansfield Lab											
Aluminum, Total	ND		mg/l	0.100	0.032	1	11/03/21 10:41	11/04/21 01:10	EPA 3005A	1,6010D	DL
Antimony, Total	ND		mg/l	0.050	0.007	1	11/03/21 10:41	11/03/21 21:20	EPA 3005A	1,6010D	SV
Arsenic, Total	ND		mg/l	0.005	0.002	1	11/03/21 10:41	11/03/21 21:20	EPA 3005A	1,6010D	SV
Barium, Total	ND		mg/l	0.010	0.002	1	11/03/21 10:41	11/03/21 21:20	EPA 3005A	1,6010D	SV
Beryllium, Total	ND		mg/l	0.005	0.001	1	11/03/21 10:41	11/03/21 21:20	EPA 3005A	1,6010D	SV
Cadmium, Total	ND		mg/l	0.005	0.001	1	11/03/21 10:41	11/03/21 21:20	EPA 3005A	1,6010D	SV
Calcium, Total	ND		mg/l	0.100	0.035	1	11/03/21 10:41	11/03/21 21:20	EPA 3005A	1,6010D	SV
Chromium, Total	ND		mg/l	0.010	0.002	1	11/03/21 10:41	11/03/21 21:20	EPA 3005A	1,6010D	SV
Cobalt, Total	ND		mg/l	0.020	0.002	1	11/03/21 10:41	11/03/21 21:20	EPA 3005A	1,6010D	SV
Copper, Total	ND		mg/l	0.010	0.002	1	11/03/21 10:41	11/03/21 21:20	EPA 3005A	1,6010D	SV
Iron, Total	ND		mg/l	0.050	0.009	1	11/03/21 10:41	11/03/21 21:20	EPA 3005A	1,6010D	SV
Lead, Total	ND		mg/l	0.010	0.003	1	11/03/21 10:41	11/03/21 21:20	EPA 3005A	1,6010D	SV
Magnesium, Total	ND		mg/l	0.100	0.015	1	11/03/21 10:41	11/03/21 21:20	EPA 3005A	1,6010D	SV
Manganese, Total	ND		mg/l	0.010	0.002	1	11/03/21 10:41	11/03/21 21:20	EPA 3005A	1,6010D	SV
Mercury, Total	ND		mg/l	0.00020	0.00009	1	11/03/21 10:43	11/03/21 13:56	EPA 7470A	1,7470A	AC
Nickel, Total	ND		mg/l	0.025	0.002	1	11/03/21 10:41	11/03/21 21:20	EPA 3005A	1,6010D	SV
Potassium, Total	ND		mg/l	2.50	0.237	1	11/03/21 10:41	11/03/21 21:20	EPA 3005A	1,6010D	SV
Selenium, Total	ND		mg/l	0.010	0.004	1	11/03/21 10:41	11/03/21 21:20	EPA 3005A	1,6010D	SV
Silver, Total	ND		mg/l	0.007	0.003	1	11/03/21 10:41	11/03/21 21:20	EPA 3005A	1,6010D	SV
Sodium, Total	0.187	J	mg/l	2.00	0.120	1	11/03/21 10:41	11/03/21 21:20	EPA 3005A	1,6010D	SV
Thallium, Total	ND		mg/l	0.020	0.003	1	11/03/21 10:41	11/03/21 21:20	EPA 3005A	1,6010D	SV
Vanadium, Total	ND		mg/l	0.010	0.002	1	11/03/21 10:41	11/03/21 21:20	EPA 3005A	1,6010D	SV
Zinc, Total	0.011	J	mg/l	0.050	0.002	1	11/03/21 10:41	11/03/21 21:20	EPA 3005A	1,6010D	SV
Dissolved Metals - Mansfield Lab											
Aluminum, Dissolved	ND		mg/l	0.100	0.032	1	11/03/21 16:58	11/04/21 11:31	EPA 3005A	1,6010D	SV
Antimony, Dissolved	ND		mg/l	0.050	0.007	1	11/03/21 16:58	11/04/21 11:31	EPA 3005A	1,6010D	SV
Arsenic, Dissolved	ND		mg/l	0.005	0.002	1	11/03/21 16:58	11/04/21 11:31	EPA 3005A	1,6010D	SV
Barium, Dissolved	ND		mg/l	0.010	0.002	1	11/03/21 16:58	11/04/21 11:31	EPA 3005A	1,6010D	SV
Beryllium, Dissolved	ND		mg/l	0.005	0.001	1	11/03/21 16:58	11/04/21 11:31	EPA 3005A	1,6010D	SV



Project Name: SUPPLEMENTAL RI SAMPLING PRGM.**Lab Number:** L2159730**Project Number:** 0127981-023**Report Date:** 11/08/21**SAMPLE RESULTS**

Lab ID: L2159730-10

Date Collected: 10/29/21 00:00

Client ID: 4125-102921-0004

Date Received: 10/29/21

Sample Location: BATH, NY

Field Prep: Not Specified

Sample Depth:

Matrix: Water

Parameter	Result	Qualifier	Units	RL	MDL	Dilution Factor	Date Prepared	Date Analyzed	Prep Method	Analytical Method	Analyst
Cadmium, Dissolved	ND		mg/l	0.005	0.001	1	11/03/21 16:58	11/04/21 11:31	EPA 3005A	1,6010D	SV
Calcium, Dissolved	ND		mg/l	0.100	0.035	1	11/03/21 16:58	11/04/21 11:31	EPA 3005A	1,6010D	SV
Chromium, Dissolved	ND		mg/l	0.010	0.002	1	11/03/21 16:58	11/04/21 11:31	EPA 3005A	1,6010D	SV
Cobalt, Dissolved	ND		mg/l	0.020	0.002	1	11/03/21 16:58	11/04/21 11:31	EPA 3005A	1,6010D	SV
Copper, Dissolved	ND		mg/l	0.010	0.002	1	11/03/21 16:58	11/04/21 11:31	EPA 3005A	1,6010D	SV
Iron, Dissolved	0.031	J	mg/l	0.050	0.009	1	11/03/21 16:58	11/04/21 11:31	EPA 3005A	1,6010D	SV
Lead, Dissolved	ND		mg/l	0.010	0.003	1	11/03/21 16:58	11/04/21 11:31	EPA 3005A	1,6010D	SV
Magnesium, Dissolved	ND		mg/l	0.100	0.015	1	11/03/21 16:58	11/04/21 11:31	EPA 3005A	1,6010D	SV
Manganese, Dissolved	ND		mg/l	0.010	0.002	1	11/03/21 16:58	11/04/21 11:31	EPA 3005A	1,6010D	SV
Mercury, Dissolved	ND		mg/l	0.00020	0.00009	1	11/03/21 20:45	11/04/21 06:07	EPA 7470A	1,7470A	AC
Nickel, Dissolved	ND		mg/l	0.025	0.002	1	11/03/21 16:58	11/04/21 11:31	EPA 3005A	1,6010D	SV
Potassium, Dissolved	ND		mg/l	2.50	0.237	1	11/03/21 16:58	11/04/21 11:31	EPA 3005A	1,6010D	SV
Selenium, Dissolved	ND		mg/l	0.010	0.004	1	11/03/21 16:58	11/04/21 11:31	EPA 3005A	1,6010D	SV
Silver, Dissolved	ND		mg/l	0.007	0.003	1	11/03/21 16:58	11/04/21 11:31	EPA 3005A	1,6010D	SV
Sodium, Dissolved	0.171	J	mg/l	2.00	0.120	1	11/03/21 16:58	11/04/21 11:31	EPA 3005A	1,6010D	SV
Thallium, Dissolved	ND		mg/l	0.020	0.003	1	11/03/21 16:58	11/04/21 11:31	EPA 3005A	1,6010D	SV
Vanadium, Dissolved	ND		mg/l	0.010	0.002	1	11/03/21 16:58	11/04/21 11:31	EPA 3005A	1,6010D	SV
Zinc, Dissolved	0.003	J	mg/l	0.050	0.002	1	11/03/21 16:58	11/04/21 11:31	EPA 3005A	1,6010D	SV



Project Name: SUPPLEMENTAL RI SAMPLING PRGM.
Project Number: 0127981-023

Lab Number: L2159730
Report Date: 11/08/21

Method Blank Analysis Batch Quality Control

Parameter	Result	Qualifier	Units	RL	MDL	Dilution Factor	Date Prepared	Date Analyzed	Analytical Method	Analyst
Total Metals - Mansfield Lab for sample(s): 04-06,08,10 Batch: WG1566218-1										
Aluminum, Total	ND		mg/l	0.100	0.032	1	11/03/21 10:41	11/04/21 00:56	1,6010D	DL
Antimony, Total	ND		mg/l	0.050	0.007	1	11/03/21 10:41	11/03/21 21:07	1,6010D	SV
Arsenic, Total	ND		mg/l	0.005	0.002	1	11/03/21 10:41	11/03/21 21:07	1,6010D	SV
Barium, Total	ND		mg/l	0.010	0.002	1	11/03/21 10:41	11/03/21 21:07	1,6010D	SV
Beryllium, Total	ND		mg/l	0.005	0.001	1	11/03/21 10:41	11/03/21 21:07	1,6010D	SV
Cadmium, Total	ND		mg/l	0.005	0.001	1	11/03/21 10:41	11/03/21 21:07	1,6010D	SV
Calcium, Total	ND		mg/l	0.100	0.035	1	11/03/21 10:41	11/03/21 21:07	1,6010D	SV
Chromium, Total	ND		mg/l	0.010	0.002	1	11/03/21 10:41	11/03/21 21:07	1,6010D	SV
Cobalt, Total	ND		mg/l	0.020	0.002	1	11/03/21 10:41	11/03/21 21:07	1,6010D	SV
Copper, Total	ND		mg/l	0.010	0.002	1	11/03/21 10:41	11/03/21 21:07	1,6010D	SV
Iron, Total	ND		mg/l	0.050	0.009	1	11/03/21 10:41	11/03/21 21:07	1,6010D	SV
Lead, Total	ND		mg/l	0.010	0.003	1	11/03/21 10:41	11/03/21 21:07	1,6010D	SV
Magnesium, Total	ND		mg/l	0.100	0.015	1	11/03/21 10:41	11/03/21 21:07	1,6010D	SV
Manganese, Total	ND		mg/l	0.010	0.002	1	11/03/21 10:41	11/03/21 21:07	1,6010D	SV
Nickel, Total	ND		mg/l	0.025	0.002	1	11/03/21 10:41	11/03/21 21:07	1,6010D	SV
Potassium, Total	ND		mg/l	2.50	0.237	1	11/03/21 10:41	11/03/21 21:07	1,6010D	SV
Selenium, Total	ND		mg/l	0.010	0.004	1	11/03/21 10:41	11/03/21 21:07	1,6010D	SV
Silver, Total	ND		mg/l	0.007	0.003	1	11/03/21 10:41	11/03/21 21:07	1,6010D	SV
Sodium, Total	0.210	J	mg/l	2.00	0.120	1	11/03/21 10:41	11/03/21 21:07	1,6010D	SV
Thallium, Total	ND		mg/l	0.020	0.003	1	11/03/21 10:41	11/03/21 21:07	1,6010D	SV
Vanadium, Total	0.002	J	mg/l	0.010	0.002	1	11/03/21 10:41	11/03/21 21:07	1,6010D	SV
Zinc, Total	ND		mg/l	0.050	0.002	1	11/03/21 10:41	11/03/21 21:07	1,6010D	SV

Prep Information

Digestion Method: EPA 3005A

Parameter	Result	Qualifier	Units	RL	MDL	Dilution Factor	Date Prepared	Date Analyzed	Analytical Method	Analyst
Total Metals - Mansfield Lab for sample(s): 04-06,08,10 Batch: WG1566219-1										
Mercury, Total	ND		mg/l	0.00020	0.00009	1	11/03/21 10:43	11/03/21 13:30	1,7470A	AC



Project Name: SUPPLEMENTAL RI SAMPLING PRGM.
Project Number: 0127981-023

Lab Number: L2159730
Report Date: 11/08/21

Method Blank Analysis Batch Quality Control

Prep Information

Digestion Method: EPA 7470A

Parameter	Result	Qualifier	Units	RL	MDL	Dilution Factor	Date Prepared	Date Analyzed	Analytical Method	Analyst
Dissolved Metals - Mansfield Lab for sample(s): 04-06,08,10 Batch: WG1566220-1										
Aluminum, Dissolved	ND		mg/l	0.100	0.032	1	11/03/21 16:58	11/04/21 10:17	1,6010D	SV
Antimony, Dissolved	ND		mg/l	0.050	0.007	1	11/03/21 16:58	11/04/21 10:17	1,6010D	SV
Arsenic, Dissolved	ND		mg/l	0.005	0.002	1	11/03/21 16:58	11/04/21 10:17	1,6010D	SV
Barium, Dissolved	ND		mg/l	0.010	0.002	1	11/03/21 16:58	11/04/21 10:17	1,6010D	SV
Beryllium, Dissolved	ND		mg/l	0.005	0.001	1	11/03/21 16:58	11/04/21 10:17	1,6010D	SV
Cadmium, Dissolved	ND		mg/l	0.005	0.001	1	11/03/21 16:58	11/04/21 10:17	1,6010D	SV
Calcium, Dissolved	ND		mg/l	0.100	0.035	1	11/03/21 16:58	11/04/21 10:17	1,6010D	SV
Chromium, Dissolved	ND		mg/l	0.010	0.002	1	11/03/21 16:58	11/04/21 10:17	1,6010D	SV
Cobalt, Dissolved	ND		mg/l	0.020	0.002	1	11/03/21 16:58	11/04/21 10:17	1,6010D	SV
Copper, Dissolved	ND		mg/l	0.010	0.002	1	11/03/21 16:58	11/04/21 10:17	1,6010D	SV
Iron, Dissolved	ND		mg/l	0.050	0.009	1	11/03/21 16:58	11/04/21 10:17	1,6010D	SV
Lead, Dissolved	ND		mg/l	0.010	0.003	1	11/03/21 16:58	11/04/21 10:17	1,6010D	SV
Magnesium, Dissolved	ND		mg/l	0.100	0.015	1	11/03/21 16:58	11/04/21 10:17	1,6010D	SV
Manganese, Dissolved	ND		mg/l	0.010	0.002	1	11/03/21 16:58	11/04/21 10:17	1,6010D	SV
Nickel, Dissolved	ND		mg/l	0.025	0.002	1	11/03/21 16:58	11/04/21 10:17	1,6010D	SV
Potassium, Dissolved	ND		mg/l	2.50	0.237	1	11/03/21 16:58	11/04/21 10:17	1,6010D	SV
Selenium, Dissolved	ND		mg/l	0.010	0.004	1	11/03/21 16:58	11/04/21 10:17	1,6010D	SV
Silver, Dissolved	ND		mg/l	0.007	0.003	1	11/03/21 16:58	11/04/21 10:17	1,6010D	SV
Sodium, Dissolved	0.199	J	mg/l	2.00	0.120	1	11/03/21 16:58	11/04/21 10:17	1,6010D	SV
Thallium, Dissolved	ND		mg/l	0.020	0.003	1	11/03/21 16:58	11/04/21 10:17	1,6010D	SV
Vanadium, Dissolved	ND		mg/l	0.010	0.002	1	11/03/21 16:58	11/04/21 10:17	1,6010D	SV
Zinc, Dissolved	0.012	J	mg/l	0.050	0.002	1	11/03/21 16:58	11/04/21 10:17	1,6010D	SV

Prep Information

Digestion Method: EPA 3005A



Project Name: SUPPLEMENTAL RI SAMPLING PRGM.

Lab Number: L2159730

Project Number: 0127981-023

Report Date: 11/08/21

Method Blank Analysis Batch Quality Control

Parameter	Result	Qualifier	Units	RL	MDL	Dilution Factor	Date Prepared	Date Analyzed	Analytical Method	Analyst
Dissolved Metals - Mansfield Lab for sample(s): 04-06,08,10 Batch: WG1566222-1										
Mercury, Dissolved	ND		mg/l	0.00020	0.00009	1	11/03/21 20:45	11/04/21 05:33	1,7470A	AC

Prep Information

Digestion Method: EPA 7470A

Lab Control Sample Analysis

Batch Quality Control

Project Name: SUPPLEMENTAL RI SAMPLING PRGM.

Lab Number: L2159730

Project Number: 0127981-023

Report Date: 11/08/21

Parameter	LCS		LCSD		%Recovery Limits	RPD	Qual	RPD Limits
	%Recovery	Qual	%Recovery	Qual				
Total Metals - Mansfield Lab Associated sample(s): 04-06,08,10 Batch: WG1566218-2								
Aluminum, Total	103		-		80-120	-		
Antimony, Total	98		-		80-120	-		
Arsenic, Total	108		-		80-120	-		
Barium, Total	106		-		80-120	-		
Beryllium, Total	112		-		80-120	-		
Cadmium, Total	102		-		80-120	-		
Calcium, Total	101		-		80-120	-		
Chromium, Total	96		-		80-120	-		
Cobalt, Total	96		-		80-120	-		
Copper, Total	99		-		80-120	-		
Iron, Total	103		-		80-120	-		
Lead, Total	100		-		80-120	-		
Magnesium, Total	110		-		80-120	-		
Manganese, Total	100		-		80-120	-		
Nickel, Total	98		-		80-120	-		
Potassium, Total	113		-		80-120	-		
Selenium, Total	106		-		80-120	-		
Silver, Total	96		-		80-120	-		
Sodium, Total	109		-		80-120	-		
Thallium, Total	102		-		80-120	-		
Vanadium, Total	97		-		80-120	-		

Lab Control Sample Analysis**Batch Quality Control****Project Name:** SUPPLEMENTAL RI SAMPLING PRGM.**Lab Number:** L2159730**Project Number:** 0127981-023**Report Date:** 11/08/21

Parameter	LCS %Recovery	LCSD %Recovery	%Recovery Limits	RPD	RPD Limits
Total Metals - Mansfield Lab Associated sample(s): 04-06,08,10 Batch: WG1566218-2					
Zinc, Total	99	-	80-120	-	
Total Metals - Mansfield Lab Associated sample(s): 04-06,08,10 Batch: WG1566219-2					
Mercury, Total	93	-	80-120	-	

Lab Control Sample Analysis

Batch Quality Control

Project Name: SUPPLEMENTAL RI SAMPLING PRGM.

Lab Number: L2159730

Project Number: 0127981-023

Report Date: 11/08/21

Parameter	LCS %Recovery	LCSD %Recovery	%Recovery Limits	RPD	RPD Limits
Dissolved Metals - Mansfield Lab Associated sample(s): 04-06,08,10 Batch: WG1566220-2					
Aluminum, Dissolved	113	-	80-120	-	
Antimony, Dissolved	109	-	80-120	-	
Arsenic, Dissolved	121	Q	80-120	-	
Barium, Dissolved	112	-	80-120	-	
Beryllium, Dissolved	114	-	80-120	-	
Cadmium, Dissolved	114	-	80-120	-	
Calcium, Dissolved	110	-	80-120	-	
Chromium, Dissolved	108	-	80-120	-	
Cobalt, Dissolved	107	-	80-120	-	
Copper, Dissolved	110	-	80-120	-	
Iron, Dissolved	113	-	80-120	-	
Lead, Dissolved	113	-	80-120	-	
Magnesium, Dissolved	110	-	80-120	-	
Manganese, Dissolved	109	-	80-120	-	
Nickel, Dissolved	109	-	80-120	-	
Potassium, Dissolved	115	-	80-120	-	
Selenium, Dissolved	120	-	80-120	-	
Silver, Dissolved	113	-	80-120	-	
Sodium, Dissolved	117	-	80-120	-	
Thallium, Dissolved	118	-	80-120	-	
Vanadium, Dissolved	109	-	80-120	-	

Lab Control Sample Analysis**Batch Quality Control****Project Name:** SUPPLEMENTAL RI SAMPLING PRGM.**Lab Number:** L2159730**Project Number:** 0127981-023**Report Date:** 11/08/21

Parameter	LCS %Recovery	LCSD %Recovery	%Recovery Limits	RPD	RPD Limits
Dissolved Metals - Mansfield Lab Associated sample(s): 04-06,08,10 Batch: WG1566220-2					
Zinc, Dissolved	113	-	80-120	-	
Dissolved Metals - Mansfield Lab Associated sample(s): 04-06,08,10 Batch: WG1566222-2					
Mercury, Dissolved	99	-	80-120	-	

Matrix Spike Analysis Batch Quality Control

Project Name: SUPPLEMENTAL RI SAMPLING PRGM.
Project Number: 0127981-023

Lab Number: L2159730
Report Date: 11/08/21

Parameter	Native Sample	MS Added	MS Found	MS %Recovery	MSD Qual	MSD Found	MSD %Recovery	MSD Qual	Recovery Limits	RPD	Qual	RPD Limits
Total Metals - Mansfield Lab Associated sample(s): 04-06,08,10 QC Batch ID: WG1566218-3 WG1566218-4 QC Sample: L2159730-06 Client ID: MW22B-102921-												
Aluminum, Total	1.32	2	3.46	107		3.43	106		75-125	1		20
Antimony, Total	ND	0.5	0.446	89		0.461	92		75-125	3		20
Arsenic, Total	ND	0.12	0.133	111		0.132	110		75-125	1		20
Barium, Total	0.032	2	2.12	104		2.16	106		75-125	2		20
Beryllium, Total	ND	0.05	0.056	112		0.057	113		75-125	1		20
Cadmium, Total	ND	0.053	0.054	102		0.054	102		75-125	0		20
Calcium, Total	37.0	10	46.8	98		47.0	100		75-125	0		20
Chromium, Total	0.004J	0.2	0.200	100		0.199	100		75-125	1		20
Cobalt, Total	ND	0.5	0.474	95		0.474	95		75-125	0		20
Copper, Total	0.006J	0.25	0.257	103		0.259	104		75-125	1		20
Iron, Total	2.52	1	3.29	77		3.28	76		75-125	0		20
Lead, Total	ND	0.53	0.523	99		0.520	98		75-125	1		20
Magnesium, Total	7.09	10	17.8	107		18.0	109		75-125	1		20
Manganese, Total	0.129	0.5	0.621	98		0.630	100		75-125	1		20
Nickel, Total	0.003J	0.5	0.488	98		0.487	97		75-125	0		20
Potassium, Total	2.84	10	14.0	112		14.1	113		75-125	1		20
Selenium, Total	ND	0.12	0.128	107		0.125	104		75-125	2		20
Silver, Total	ND	0.05	0.049	97		0.050	101		75-125	3		20
Sodium, Total	35.3	10	46.0	107		45.9	106		75-125	0		20
Thallium, Total	ND	0.12	0.120	100		0.119	99		75-125	1		20
Vanadium, Total	0.007J	0.5	0.491	98		0.483	97		75-125	2		20



Matrix Spike Analysis Batch Quality Control

Project Name: SUPPLEMENTAL RI SAMPLING PRGM.

Lab Number: L2159730

Project Number: 0127981-023

Report Date: 11/08/21

Parameter	Native Sample	MS Added	MS Found	MS %Recovery	MSD Found	MSD %Recovery	Recovery Limits	RPD	RPD Limits
Total Metals - Mansfield Lab Associated sample(s): 04-06,08,10 QC Batch ID: WG1566218-3 WG1566218-4 QC Sample: L2159730-06 Client ID: MW22B-102921-									
Zinc, Total	0.039J	0.5	0.536	107	0.534	107	75-125	0	20
Total Metals - Mansfield Lab Associated sample(s): 04-06,08,10 QC Batch ID: WG1566219-3 WG1566219-4 QC Sample: L2159730-06 Client ID: MW22B-102921-									
Mercury, Total	ND	0.005	0.00463	93	0.00452	90	75-125	2	20

Matrix Spike Analysis Batch Quality Control

Project Name: SUPPLEMENTAL RI SAMPLING PRGM.
Project Number: 0127981-023

Lab Number: L2159730
Report Date: 11/08/21

Parameter	Native Sample	MS Added	MS Found	MS %Recovery	MSD Found	MSD %Recovery	Recovery Limits	RPD	RPD Limits
Dissolved Metals - Mansfield Lab Associated sample(s): 04-06,08,10 QC Batch ID: WG1566220-3 WG1566220-4 QC Sample: L2159730-06 Client ID: MW22B-102921-									
Aluminum, Dissolved	0.108	2	2.26	108	2.27	108	75-125	0	20
Antimony, Dissolved	ND	0.5	0.548	110	0.554	111	75-125	1	20
Arsenic, Dissolved	ND	0.12	0.147	122	0.148	123	75-125	1	20
Barium, Dissolved	0.016	2	2.21	110	2.22	110	75-125	0	20
Beryllium, Dissolved	ND	0.05	0.057	113	0.057	114	75-125	1	20
Cadmium, Dissolved	ND	0.053	0.060	113	0.060	113	75-125	0	20
Calcium, Dissolved	32.2	10	42.9	107	42.6	104	75-125	1	20
Chromium, Dissolved	ND	0.2	0.218	109	0.218	109	75-125	0	20
Cobalt, Dissolved	ND	0.5	0.525	105	0.524	105	75-125	0	20
Copper, Dissolved	ND	0.25	0.277	111	0.276	110	75-125	0	20
Iron, Dissolved	ND	1	1.11	111	1.13	113	75-125	2	20
Lead, Dissolved	ND	0.53	0.582	110	0.580	109	75-125	0	20
Magnesium, Dissolved	5.49	10	16.0	105	15.9	104	75-125	1	20
Manganese, Dissolved	0.004J	0.5	0.535	107	0.538	108	75-125	1	20
Nickel, Dissolved	ND	0.5	0.537	107	0.536	107	75-125	0	20
Potassium, Dissolved	2.55	10	13.8	112	13.8	112	75-125	0	20
Selenium, Dissolved	ND	0.12	0.143	119	0.146	122	75-125	2	20
Silver, Dissolved	ND	0.05	0.056	113	0.057	113	75-125	0	20
Sodium, Dissolved	35.6	10	46.9	113	46.8	112	75-125	0	20
Thallium, Dissolved	ND	0.12	0.138	115	0.136	113	75-125	1	20
Vanadium, Dissolved	0.003J	0.5	0.549	110	0.547	109	75-125	0	20

Matrix Spike Analysis Batch Quality Control

Project Name: SUPPLEMENTAL RI SAMPLING PRGM.
Project Number: 0127981-023

Lab Number: L2159730
Report Date: 11/08/21

Parameter	Native Sample	MS Added	MS Found	MS %Recovery	MSD Found	MSD %Recovery	Recovery Limits	RPD	RPD Limits
Dissolved Metals - Mansfield Lab Associated sample(s): 04-06,08,10 QC Batch ID: WG1566220-3 WG1566220-4 QC Sample: L2159730-06 Client ID: MW22B-102921-									
Zinc, Dissolved	ND	0.5	0.558	112	0.558	112	75-125	0	20
Dissolved Metals - Mansfield Lab Associated sample(s): 04-06,08,10 QC Batch ID: WG1566222-3 WG1566222-4 QC Sample: L2159730-06 Client ID: MW22B-102921-									
Mercury, Dissolved	ND	0.005	0.00468	94	0.00473	95	75-125	1	20

Project Name: SUPPLEMENTAL RI SAMPLING PRGM.

Project Number: 0127981-023

**Lab Serial Dilution
Analysis
Batch Quality Control**

Lab Number: L2159730

Report Date: 11/08/21

Parameter	Native Sample	Serial Dilution	Units	% D	Qual	RPD Limits
Total Metals - Mansfield Lab Associated sample(s): 04-06,08,10 QC Batch ID: WG1566218-6 QC Sample: L2159730-06 Client ID: MW22B-102921-						
Calcium, Total	37.0	36.8	mg/l	1		20
Iron, Total	2.52	2.48	mg/l	2		20
Magnesium, Total	7.09	7.31	mg/l	3		20
Dissolved Metals - Mansfield Lab Associated sample(s): 04-06,08,10 QC Batch ID: WG1566220-6 QC Sample: L2159730-06 Client ID: MW22B-102921-						
Calcium, Dissolved	32.2	30.5	mg/l	5		20
Magnesium, Dissolved	5.49	6.01	mg/l	9		20

Project Name: SUPPLEMENTAL RI SAMPLING PRGM.**Lab Number:** L2159730**Project Number:** 0127981-023**Report Date:** 11/08/21**Sample Receipt and Container Information**

Were project specific reporting limits specified?

YES

Cooler Information

Cooler	Custody Seal
A	Absent
B	Absent

Container Information

Container ID	Container Type	Cooler	Initial pH	Final pH	Temp deg C	Pres	Seal	Frozen Date/Time	Analysis(*)
L2159730-01A1	Plastic 250ml unpreserved	A	NA		3.9	Y	Absent		A2-NY-537-ISOTOPE(14)
L2159730-01B	Plastic 250ml unpreserved	A	NA		3.9	Y	Absent		A2-NY-537-ISOTOPE(14)
L2159730-01B1	Plastic 250ml unpreserved	A	NA		3.9	Y	Absent		A2-NY-537-ISOTOPE(14)
L2159730-01C	Plastic 250ml unpreserved	A	NA		3.9	Y	Absent		A2-NY-537-ISOTOPE(14)
L2159730-01D	Amber 250ml unpreserved	B	7	7	3.1	Y	Absent		A2-1,4-DIOXANE-SIM(7)
L2159730-01E	Amber 250ml unpreserved	B	7	7	3.1	Y	Absent		A2-1,4-DIOXANE-SIM(7)
L2159730-01F	Plastic 250ml unpreserved	B	7	7	3.1	Y	Absent		A2-1,4-DIOXANE-SIM(7)
L2159730-02A	Plastic 250ml unpreserved	A	NA		3.9	Y	Absent		A2-NY-537-ISOTOPE(14)
L2159730-02B	Plastic 250ml unpreserved	A	NA		3.9	Y	Absent		A2-NY-537-ISOTOPE(14)
L2159730-02C	Amber 250ml unpreserved	B	7	7	3.1	Y	Absent		A2-1,4-DIOXANE-SIM(7)
L2159730-02D	Amber 250ml unpreserved	B	7	7	3.1	Y	Absent		A2-1,4-DIOXANE-SIM(7)
L2159730-03A	Plastic 250ml unpreserved	A	NA		3.9	Y	Absent		A2-NY-537-ISOTOPE(14)
L2159730-03C	Amber 250ml unpreserved	B	7	7	3.1	Y	Absent		A2-1,4-DIOXANE-SIM(7)
L2159730-04A	Vial HCl preserved	B	NA		3.1	Y	Absent		NYTCL-8260-R2(14)
L2159730-04B	Vial HCl preserved	B	NA		3.1	Y	Absent		NYTCL-8260-R2(14)
L2159730-04C	Vial HCl preserved	B	NA		3.1	Y	Absent		NYTCL-8260-R2(14)
L2159730-04D	Amber 250ml unpreserved	B	7	7	3.1	Y	Absent		NYTCL-8270-SIM-LVI(7),NYTCL-8270-LVI(7)
L2159730-04E	Amber 250ml unpreserved	B	7	7	3.1	Y	Absent		NYTCL-8270-SIM-LVI(7),NYTCL-8270-LVI(7)
L2159730-04F	Plastic 250ml unpreserved	B	7	7	3.1	Y	Absent		-

Project Name: SUPPLEMENTAL RI SAMPLING PRGM.

Lab Number: L2159730

Project Number: 0127981-023

Report Date: 11/08/21

Container Information

Container ID	Container Type	Cooler	Initial pH	Final pH	Temp deg C	Pres	Seal	Frozen Date/Time	Analysis(*)
L2159730-04G	Plastic 250ml HNO3 preserved	B	<2	<2	3.1	Y	Absent		BE-TI(180),BA-TI(180),AS-TI(180),AG-TI(180),AL-TI(180),CR-TI(180),NI-TI(180),TL-TI(180),PB-TI(180),SE-TI(180),CU-TI(180),SB-TI(180),ZN-TI(180),CO-TI(180),V-TI(180),HG-T(28),MN-TI(180),FE-TI(180),MG-TI(180),NA-TI(180),CD-TI(180),CA-TI(180),K-TI(180)
L2159730-04X	Plastic 120ml HNO3 preserved Filtrates	B	NA		3.1	Y	Absent		PB-SI(180),TL-SI(180),FE-SI(180),BA-SI(180),AS-SI(180),NI-SI(180),AG-SI(180),MN-SI(180),NA-SI(180),CU-SI(180),BE-SI(180),CD-SI(180),CO-SI(180),AL-SI(180),K-SI(180),MG-SI(180),SB-SI(180),CR-SI(180),CA-SI(180),V-SI(180),HG-S(28),SE-SI(180),ZN-SI(180)
L2159730-05A	Vial HCl preserved	B	NA		3.1	Y	Absent		NYTCL-8260-R2(14)
L2159730-05B	Vial HCl preserved	B	NA		3.1	Y	Absent		NYTCL-8260-R2(14)
L2159730-05C	Vial HCl preserved	B	NA		3.1	Y	Absent		NYTCL-8260-R2(14)
L2159730-05D	Amber 250ml unpreserved	B	7	7	3.1	Y	Absent		NYTCL-8270-SIM-LVI(7),NYTCL-8270-LVI(7)
L2159730-05E	Amber 250ml unpreserved	B	7	7	3.1	Y	Absent		NYTCL-8270-SIM-LVI(7),NYTCL-8270-LVI(7)
L2159730-05F	Plastic 250ml unpreserved	B	7	7	3.1	Y	Absent		-
L2159730-05G	Plastic 250ml HNO3 preserved	B	<2	<2	3.1	Y	Absent		BE-TI(180),AS-TI(180),BA-TI(180),AG-TI(180),AL-TI(180),TL-TI(180),NI-TI(180),CR-TI(180),PB-TI(180),ZN-TI(180),SB-TI(180),CU-TI(180),SE-TI(180),V-TI(180),CO-TI(180),MG-TI(180),MN-TI(180),FE-TI(180),HG-T(28),CA-TI(180),K-TI(180),NA-TI(180),CD-TI(180)
L2159730-05X	Plastic 120ml HNO3 preserved Filtrates	B	NA		3.1	Y	Absent		PB-SI(180),TL-SI(180),FE-SI(180),BA-SI(180),CU-SI(180),NI-SI(180),MN-SI(180),AG-SI(180),AS-SI(180),NA-SI(180),BE-SI(180),CO-SI(180),CD-SI(180),AL-SI(180),SB-SI(180),CR-SI(180),K-SI(180),MG-SI(180),CA-SI(180),SE-SI(180),V-SI(180),ZN-SI(180),HG-S(28)
L2159730-06A	Vial HCl preserved	B	NA		3.1	Y	Absent		NYTCL-8260-R2(14)
L2159730-06A1	Vial HCl preserved	B	NA		3.1	Y	Absent		NYTCL-8260-R2(14)
L2159730-06A2	Vial HCl preserved	B	NA		3.1	Y	Absent		NYTCL-8260-R2(14)
L2159730-06B	Vial HCl preserved	B	NA		3.1	Y	Absent		NYTCL-8260-R2(14)
L2159730-06B1	Vial HCl preserved	B	NA		3.1	Y	Absent		NYTCL-8260-R2(14)
L2159730-06B2	Vial HCl preserved	B	NA		3.1	Y	Absent		NYTCL-8260-R2(14)
L2159730-06C	Vial HCl preserved	B	NA		3.1	Y	Absent		NYTCL-8260-R2(14)
L2159730-06C1	Vial HCl preserved	B	NA		3.1	Y	Absent		NYTCL-8260-R2(14)
L2159730-06C2	Vial HCl preserved	B	NA		3.1	Y	Absent		NYTCL-8260-R2(14)

Project Name: SUPPLEMENTAL RI SAMPLING PRGM.

Lab Number: L2159730

Project Number: 0127981-023

Report Date: 11/08/21

Container Information

Container ID	Container Type	Cooler	Initial pH	Final pH	Temp deg C	Pres	Seal	Frozen Date/Time	Analysis(*)
L2159730-06D	Amber 250ml unpreserved	B	7	7	3.1	Y	Absent		NYTCL-8270-SIM-LVI(7)
L2159730-06D1	Amber 250ml unpreserved	B	7	7	3.1	Y	Absent		NYTCL-8270-SIM-LVI(7),NYTCL-8270-LVI(7)
L2159730-06D2	Amber 250ml unpreserved	B	7	7	3.1	Y	Absent		NYTCL-8270-SIM-LVI(7),NYTCL-8270-LVI(7)
L2159730-06E	Amber 250ml unpreserved	B	7	7	3.1	Y	Absent		NYTCL-8270-SIM-LVI(7),NYTCL-8270-LVI(7)
L2159730-06E1	Amber 250ml unpreserved	B	7	7	3.1	Y	Absent		NYTCL-8270-SIM-LVI(7),NYTCL-8270-LVI(7)
L2159730-06E2	Amber 250ml unpreserved	B	7	7	3.1	Y	Absent		NYTCL-8270-SIM-LVI(7),NYTCL-8270-LVI(7)
L2159730-06F	Plastic 250ml HNO3 preserved	B	<2	<2	3.1	Y	Absent		BE-TI(180),AS-TI(180),BA-TI(180),AG-TI(180),NI-TI(180),CR-TI(180),TL-TI(180),AL-TI(180),PB-TI(180),ZN-TI(180),CU-TI(180),SE-TI(180),SB-TI(180),CO-TI(180),V-TI(180),FE-TI(180),MG-TI(180),MN-TI(180),HG-T(28),NA-TI(180),CD-TI(180),K-TI(180),CA-TI(180)
L2159730-06F1	Plastic 250ml HNO3 preserved	B	<2	<2	3.1	Y	Absent		BE-TI(180),AS-TI(180),BA-TI(180),AG-TI(180),NI-TI(180),CR-TI(180),TL-TI(180),AL-TI(180),PB-TI(180),ZN-TI(180),CU-TI(180),SE-TI(180),SB-TI(180),CO-TI(180),V-TI(180),FE-TI(180),MG-TI(180),MN-TI(180),HG-T(28),NA-TI(180),CD-TI(180),K-TI(180),CA-TI(180)
L2159730-06F2	Plastic 250ml HNO3 preserved	B	<2	<2	3.1	Y	Absent		BE-TI(180),AS-TI(180),BA-TI(180),AG-TI(180),NI-TI(180),CR-TI(180),TL-TI(180),AL-TI(180),PB-TI(180),ZN-TI(180),CU-TI(180),SE-TI(180),SB-TI(180),CO-TI(180),V-TI(180),FE-TI(180),MG-TI(180),MN-TI(180),HG-T(28),NA-TI(180),CD-TI(180),K-TI(180),CA-TI(180)
L2159730-06H	Plastic 250ml unpreserved	A	7	7	3.9	Y	Absent		-
L2159730-06H1	Plastic 250ml unpreserved	A	7	7	3.9	Y	Absent		-
L2159730-06H2	Plastic 250ml unpreserved	A	7	7	3.9	Y	Absent		-
L2159730-06X	Plastic 120ml HNO3 preserved Filtrates	B	NA		3.1	Y	Absent		PB-SI(180),FE-SI(180),TL-SI(180),BA-SI(180),AS-SI(180),CU-SI(180),AG-SI(180),NA-SI(180),NI-SI(180),MN-SI(180),BE-SI(180),CD-SI(180),AL-SI(180),CO-SI(180),SB-SI(180),CR-SI(180),K-SI(180),MG-SI(180),HG-S(28),CA-SI(180),SE-SI(180),V-SI(180),ZN-SI(180)
L2159730-06X1	Plastic 120ml HNO3 preserved Filtrates	B	NA		3.1	Y	Absent		PB-SI(180),FE-SI(180),TL-SI(180),BA-SI(180),AS-SI(180),CU-SI(180),AG-SI(180),NA-SI(180),NI-SI(180),MN-SI(180),BE-SI(180),CD-SI(180),AL-SI(180),CO-SI(180),SB-SI(180),CR-SI(180),K-SI(180),MG-SI(180),HG-S(28),CA-SI(180),SE-SI(180),V-SI(180),ZN-SI(180)

Project Name: SUPPLEMENTAL RI SAMPLING PRGM.

Lab Number: L2159730

Project Number: 0127981-023

Report Date: 11/08/21

Container Information

Container ID	Container Type	Cooler	Initial pH	Final pH	Temp deg C	Pres	Seal	Frozen Date/Time	Analysis(*)
L2159730-06X2	Plastic 120ml HNO3 preserved Filtrates	B	NA		3.1	Y	Absent		PB-SI(180),FE-SI(180),TL-SI(180),BA-SI(180),AS-SI(180),CU-SI(180),AG-SI(180),NA-SI(180),NI-SI(180),MN-SI(180),BE-SI(180),CD-SI(180),AL-SI(180),CO-SI(180),SB-SI(180),CR-SI(180),K-SI(180),MG-SI(180),HG-S(28),CA-SI(180),SE-SI(180),V-SI(180),ZN-SI(180)
L2159730-07A	Plastic 250ml unpreserved	A	NA		3.9	Y	Absent		A2-NY-537-ISOTOPE(14)
L2159730-07C	Amber 250ml unpreserved	B	7	7	3.1	Y	Absent		A2-1,4-DIOXANE-SIM(7)
L2159730-08A	Vial HCl preserved	B	NA		3.1	Y	Absent		NYTCL-8260-R2(14)
L2159730-08B	Vial HCl preserved	B	NA		3.1	Y	Absent		NYTCL-8260-R2(14)
L2159730-08C	Vial HCl preserved	B	NA		3.1	Y	Absent		NYTCL-8260-R2(14)
L2159730-08D	Amber 250ml unpreserved	B	7	7	3.1	Y	Absent		NYTCL-8270-SIM-LVI(7),NYTCL-8270-LVI(7)
L2159730-08E	Amber 250ml unpreserved	B	7	7	3.1	Y	Absent		NYTCL-8270-SIM-LVI(7),NYTCL-8270-LVI(7)
L2159730-08F	Plastic 250ml unpreserved	B	7	7	3.1	Y	Absent		-
L2159730-08G	Plastic 250ml HNO3 preserved	B	<2	<2	3.1	Y	Absent		BE-TI(180),BA-TI(180),AS-TI(180),AG-TI(180),CR-TI(180),NI-TI(180),AL-TI(180),TL-TI(180),PB-TI(180),ZN-TI(180),SE-TI(180),SB-TI(180),CU-TI(180),V-TI(180),CO-TI(180),FE-TI(180),HG-T(28),MG-TI(180),MN-TI(180),K-TI(180),NA-TI(180),CD-TI(180),CA-TI(180)
L2159730-08X	Plastic 120ml HNO3 preserved Filtrates	B	NA		3.1	Y	Absent		PB-SI(180),TL-SI(180),FE-SI(180),BA-SI(180),AG-SI(180),MN-SI(180),NI-SI(180),CU-SI(180),NA-SI(180),AS-SI(180),CD-SI(180),CO-SI(180),AL-SI(180),BE-SI(180),CR-SI(180),MG-SI(180),SB-SI(180),K-SI(180),CA-SI(180),ZN-SI(180),HG-S(28),SE-SI(180),V-SI(180)
L2159730-09A	Vial HCl preserved	B	NA		3.1	Y	Absent		NYTCL-8260-R2(14)
L2159730-09B	Vial HCl preserved	B	NA		3.1	Y	Absent		NYTCL-8260-R2(14)
L2159730-10A	Vial HCl preserved	B	NA		3.1	Y	Absent		NYTCL-8260-R2(14)
L2159730-10B	Vial HCl preserved	B	NA		3.1	Y	Absent		NYTCL-8260-R2(14)
L2159730-10C	Vial HCl preserved	B	NA		3.1	Y	Absent		NYTCL-8260-R2(14)
L2159730-10D	Amber 250ml unpreserved	B	7	7	3.1	Y	Absent		NYTCL-8270-SIM-LVI(7),NYTCL-8270-LVI(7)
L2159730-10E	Amber 250ml unpreserved	B	7	7	3.1	Y	Absent		NYTCL-8270-SIM-LVI(7),NYTCL-8270-LVI(7)
L2159730-10F	Plastic 250ml unpreserved	B	7	7	3.1	Y	Absent		-

Project Name: SUPPLEMENTAL RI SAMPLING PRGM.**Lab Number:** L2159730**Project Number:** 0127981-023**Report Date:** 11/08/21**Container Information**

Container ID	Container Type	Cooler	Initial pH	Final pH	Temp deg C	Pres	Seal	Frozen Date/Time	Analysis(*)
L2159730-10G	Plastic 250ml HNO3 preserved	B	<2	<2	3.1	Y	Absent		BE-TI(180),AS-TI(180),BA-TI(180),AG-TI(180),CR-TI(180),NI-TI(180),AL-TI(180),TL-TI(180),SB-TI(180),CU-TI(180),PB-TI(180),SE-TI(180),ZN-TI(180),CO-TI(180),V-TI(180),FE-TI(180),MG-TI(180),HG-T(28),MN-TI(180),NA-TI(180),CD-TI(180),CA-TI(180),K-TI(180)
L2159730-10X	Plastic 120ml HNO3 preserved Filtrates	B	NA		3.1	Y	Absent		PB-SI(180),FE-SI(180),TL-SI(180),BA-SI(180),AS-SI(180),NA-SI(180),AG-SI(180),MN-SI(180),NI-SI(180),CU-SI(180),CO-SI(180),BE-SI(180),AL-SI(180),CD-SI(180),MG-SI(180),SB-SI(180),K-SI(180),CR-SI(180),V-SI(180),CA-SI(180),HG-S(28),ZN-SI(180),SE-SI(180)
L2159730-11A	Plastic 250ml unpreserved	B	NA		3.1	Y	Absent		A2-NY-537-ISOTOPE(14)

Container Comments

L2159730-04D received with broken cap

Project Name: SUPPLEMENTAL RI SAMPLING PRGM.
Project Number: 0127981-023

Serial_No:11082119:37
Lab Number: L2159730
Report Date: 11/08/21

PFAS PARAMETER SUMMARY

Parameter	Acronym	CAS Number
PERFLUOROALKYL CARBOXYLIC ACIDS (PFCAs)		
Perfluorooctadecanoic Acid	PFODA	16517-11-6
Perfluorohexadecanoic Acid	PFHxDA	67905-19-5
Perfluorotetradecanoic Acid	PFTA	376-06-7
Perfluorotridecanoic Acid	PFTrDA	72629-94-8
Perfluorododecanoic Acid	PFDoA	307-55-1
Perfluoroundecanoic Acid	PFUnA	2058-94-8
Perfluorodecanoic Acid	PFDA	335-76-2
Perfluorononanoic Acid	PFNA	375-95-1
Perfluorooctanoic Acid	PFOA	335-67-1
Perfluoroheptanoic Acid	PFHpA	375-85-9
Perfluorohexanoic Acid	PFHxA	307-24-4
Perfluoropentanoic Acid	PFPeA	2706-90-3
Perfluorobutanoic Acid	PFBA	375-22-4
PERFLUOROALKYL SULFONIC ACIDS (PFSAs)		
Perfluorododecanesulfonic Acid	PFDoDS	79780-39-5
Perfluorodecanesulfonic Acid	PFDS	335-77-3
Perfluorononanesulfonic Acid	PFNS	68259-12-1
Perfluorooctanesulfonic Acid	PFOS	1763-23-1
Perfluoroheptanesulfonic Acid	PFHpS	375-92-8
Perfluorohexanesulfonic Acid	PFHxS	355-46-4
Perfluoropentanesulfonic Acid	PFPeS	2706-91-4
Perfluorobutanesulfonic Acid	PFBS	375-73-5
FLUOROTELOMERS		
1H,1H,2H,2H-Perfluorododecanesulfonic Acid	10:2FTS	120226-60-0
1H,1H,2H,2H-Perfluorodecanesulfonic Acid	8:2FTS	39108-34-4
1H,1H,2H,2H-Perfluorooctanesulfonic Acid	6:2FTS	27619-97-2
1H,1H,2H,2H-Perfluorohexanesulfonic Acid	4:2FTS	757124-72-4
PERFLUOROALKANE SULFONAMIDES (FASAs)		
Perfluorooctanesulfonamide	FOSA	754-91-6
N-Ethyl Perfluorooctane Sulfonamide	NEtFOSA	4151-50-2
N-Methyl Perfluorooctane Sulfonamide	NMeFOSA	31506-32-8
PERFLUOROALKANE SULFONYL SUBSTANCES		
N-Ethyl Perfluorooctanesulfonamido Ethanol	NEtFOSE	1691-99-2
N-Methyl Perfluorooctanesulfonamido Ethanol	NMeFOSE	24448-09-7
N-Ethyl Perfluorooctanesulfonamidoacetic Acid	NEtFOSAA	2991-50-6
N-Methyl Perfluorooctanesulfonamidoacetic Acid	NMeFOSAA	2355-31-9
PER- and POLYFLUOROALKYL ETHER CARBOXYLIC ACIDS		
2,3,3,3-Tetrafluoro-2-[1,1,2,2,3,3,3-Heptafluoropropoxy]-Propanoic Acid	HFPO-DA	13252-13-6
4,8-Dioxa-3h-Perfluorononanoic Acid	ADONA	919005-14-4
CHLORO-PERFLUOROALKYL SULFONIC ACIDS		
11-Chloroeicosafuoro-3-Oxaundecane-1-Sulfonic Acid	11Cl-PF3OUdS	763051-92-9
9-Chlorohexadecafluoro-3-Oxanone-1-Sulfonic Acid	9Cl-PF3ONS	756426-58-1
PERFLUOROETHER SULFONIC ACIDS (PFESAs)		
Perfluoro(2-Ethoxyethane)Sulfonic Acid	PFEEESA	113507-82-7
PERFLUOROETHER/POLYETHER CARBOXYLIC ACIDS (PFPCAs)		
Perfluoro-3-Methoxypropanoic Acid	PFMPA	377-73-1
Perfluoro-4-Methoxybutanoic Acid	PFMBA	863090-89-5
Nonafluoro-3,6-Dioxaheptanoic Acid	NFDHA	151772-58-6

Project Name: SUPPLEMENTAL RI SAMPLING PRGM.
Project Number: 0127981-023

Lab Number: L2159730
Report Date: 11/08/21

GLOSSARY

Acronyms

DL	- Detection Limit: This value represents the level to which target analyte concentrations are reported as estimated values, when those target analyte concentrations are quantified below the limit of quantitation (LOQ). The DL includes any adjustments from dilutions, concentrations or moisture content, where applicable. (DoD report formats only.)
EDL	- Estimated Detection Limit: This value represents the level to which target analyte concentrations are reported as estimated values, when those target analyte concentrations are quantified below the reporting limit (RL). The EDL includes any adjustments from dilutions, concentrations or moisture content, where applicable. The use of EDLs is specific to the analysis of PAHs using Solid-Phase Microextraction (SPME).
EMPC	- Estimated Maximum Possible Concentration: The concentration that results from the signal present at the retention time of an analyte when the ions meet all of the identification criteria except the ion abundance ratio criteria. An EMPC is a worst-case estimate of the concentration.
EPA	- Environmental Protection Agency.
LCS	- Laboratory Control Sample: A sample matrix, free from the analytes of interest, spiked with verified known amounts of analytes or a material containing known and verified amounts of analytes.
LCSD	- Laboratory Control Sample Duplicate: Refer to LCS.
LFB	- Laboratory Fortified Blank: A sample matrix, free from the analytes of interest, spiked with verified known amounts of analytes or a material containing known and verified amounts of analytes.
LOD	- Limit of Detection: This value represents the level to which a target analyte can reliably be detected for a specific analyte in a specific matrix by a specific method. The LOD includes any adjustments from dilutions, concentrations or moisture content, where applicable. (DoD report formats only.)
LOQ	- Limit of Quantitation: The value at which an instrument can accurately measure an analyte at a specific concentration. The LOQ includes any adjustments from dilutions, concentrations or moisture content, where applicable. (DoD report formats only.) Limit of Quantitation: The value at which an instrument can accurately measure an analyte at a specific concentration. The LOQ includes any adjustments from dilutions, concentrations or moisture content, where applicable. (DoD report formats only.)
MDL	- Method Detection Limit: This value represents the level to which target analyte concentrations are reported as estimated values, when those target analyte concentrations are quantified below the reporting limit (RL). The MDL includes any adjustments from dilutions, concentrations or moisture content, where applicable.
MS	- Matrix Spike Sample: A sample prepared by adding a known mass of target analyte to a specified amount of matrix sample for which an independent estimate of target analyte concentration is available. For Method 332.0, the spike recovery is calculated using the native concentration, including estimated values.
MSD	- Matrix Spike Sample Duplicate: Refer to MS.
NA	- Not Applicable.
NC	- Not Calculated: Term is utilized when one or more of the results utilized in the calculation are non-detect at the parameter's reporting unit.
NDPA/DPA	- N-Nitrosodiphenylamine/Diphenylamine.
NI	- Not Ignitable.
NP	- Non-Plastic: Term is utilized for the analysis of Atterberg Limits in soil.
NR	- No Results: Term is utilized when 'No Target Compounds Requested' is reported for the analysis of Volatile or Semivolatile Organic TIC only requests.
RL	- Reporting Limit: The value at which an instrument can accurately measure an analyte at a specific concentration. The RL includes any adjustments from dilutions, concentrations or moisture content, where applicable.
RPD	- Relative Percent Difference: The results from matrix and/or matrix spike duplicates are primarily designed to assess the precision of analytical results in a given matrix and are expressed as relative percent difference (RPD). Values which are less than five times the reporting limit for any individual parameter are evaluated by utilizing the absolute difference between the values; although the RPD value will be provided in the report.
SRM	- Standard Reference Material: A reference sample of a known or certified value that is of the same or similar matrix as the associated field samples.
STLP	- Semi-dynamic Tank Leaching Procedure per EPA Method 1315.
TEF	- Toxic Equivalency Factors: The values assigned to each dioxin and furan to evaluate their toxicity relative to 2,3,7,8-TCDD.
TEQ	- Toxic Equivalent: The measure of a sample's toxicity derived by multiplying each dioxin and furan by its corresponding TEF and then summing the resulting values.
TIC	- Tentatively Identified Compound: A compound that has been identified to be present and is not part of the target compound list (TCL) for the method and/or program. All TICs are qualitatively identified and reported as estimated concentrations.

Report Format: DU Report with 'J' Qualifiers



Project Name: SUPPLEMENTAL RI SAMPLING PRGM.
Project Number: 0127981-023

Lab Number: L2159730
Report Date: 11/08/21

Footnotes

- 1 - The reference for this analyte should be considered modified since this analyte is absent from the target analyte list of the original method.

Terms

Analytical Method: Both the document from which the method originates and the analytical reference method. (Example: EPA 8260B is shown as 1,8260B.) The codes for the reference method documents are provided in the References section of the Addendum.

Difference: With respect to Total Oxidizable Precursor (TOP) Assay analysis, the difference is defined as the Post-Treatment value minus the Pre-Treatment value.

Final pH: As it pertains to Sample Receipt & Container Information section of the report, Final pH reflects pH of container determined after adjustment at the laboratory, if applicable. If no adjustment required, value reflects Initial pH.

Frozen Date/Time: With respect to Volatile Organics in soil, Frozen Date/Time reflects the date/time at which associated Reagent Water-preserved vials were initially frozen. Note: If frozen date/time is beyond 48 hours from sample collection, value will be reflected in 'bold'.

Initial pH: As it pertains to Sample Receipt & Container Information section of the report, Initial pH reflects pH of container determined upon receipt, if applicable.

PAH Total: With respect to Alkylated PAH analyses, the 'PAHs, Total' result is defined as the summation of results for all or a subset of the following compounds: Naphthalene, C1-C4 Naphthalenes, 2-Methylnaphthalene, 1-Methylnaphthalene, Biphenyl, Acenaphthylene, Acenaphthene, Fluorene, C1-C3 Fluorenes, Phenanthrene, C1-C4 Phenanthrenes/Anthracenes, Anthracene, Fluoranthene, Pyrene, C1-C4 Fluoranthenes/Pyrenes, Benz(a)anthracene, Chrysene, C1-C4 Chrysenes, Benzo(b)fluoranthene, Benzo(j)+(k)fluoranthene, Benzo(e)pyrene, Benzo(a)pyrene, Perylene, Indeno(1,2,3-cd)pyrene, Dibenz(ah)+(ac)anthracene, Benzo(g,h,i)perylene. If a 'Total' result is requested, the results of its individual components will also be reported.

PFAS Total: With respect to PFAS analyses, the 'PFAS, Total (5)' result is defined as the summation of results for: PFHpA, PFHxS, PFOA, PFNA and PFOS. In addition, the 'PFAS, Total (6)' result is defined as the summation of results for: PFHpA, PFHxS, PFOA, PFNA, PFDA and PFOS. For MassDEP DW compliance analysis only, the 'PFAS, Total (6)' result is defined as the summation of results at or above the RL. Note: If a 'Total' result is requested, the results of its individual components will also be reported.

The target compound Chlordane (CAS No. 57-74-9) is reported for GC ECD analyses. Per EPA, this compound "refers to a mixture of chlordane isomers, other chlorinated hydrocarbons and numerous other components." (Reference: USEPA Toxicological Review of Chlordane, In Support of Summary Information on the Integrated Risk Information System (IRIS), December 1997.)

Total: With respect to Organic analyses, a 'Total' result is defined as the summation of results for individual isomers or Aroclors. If a 'Total' result is requested, the results of its individual components will also be reported. This is applicable to 'Total' results for methods 8260, 8081 and 8082.

Data Qualifiers

- A** - Spectra identified as "Aldol Condensates" are byproducts of the extraction/concentration procedures when acetone is introduced in the process.
- B** - The analyte was detected above the reporting limit in the associated method blank. Flag only applies to associated field samples that have detectable concentrations of the analyte at less than ten times (10x) the concentration found in the blank. For MCP-related projects, flag only applies to associated field samples that have detectable concentrations of the analyte at less than ten times (10x) the concentration found in the blank. For DOD-related projects, flag only applies to associated field samples that have detectable concentrations of the analyte at less than ten times (10x) the concentration found in the blank AND the analyte was detected above one-half the reporting limit (or above the reporting limit for common lab contaminants) in the associated method blank. For NJ-Air-related projects, flag only applies to associated field samples that have detectable concentrations of the analyte above the reporting limit. For NJ-related projects (excluding Air), flag only applies to associated field samples that have detectable concentrations of the analyte, which was detected above the reporting limit in the associated method blank or above five times the reporting limit for common lab contaminants (Phthalates, Acetone, Methylene Chloride, 2-Butanone).
- C** - Co-elution: The target analyte co-elutes with a known lab standard (i.e. surrogate, internal standards, etc.) for co-extracted analyses.
- D** - Concentration of analyte was quantified from diluted analysis. Flag only applies to field samples that have detectable concentrations of the analyte.
- E** - Concentration of analyte exceeds the range of the calibration curve and/or linear range of the instrument.
- F** - The ratio of quantifier ion response to qualifier ion response falls outside of the laboratory criteria. Results are considered to be an estimated maximum concentration.
- G** - The concentration may be biased high due to matrix interferences (i.e. co-elution) with non-target compound(s). The result should be considered estimated.
- H** - The analysis of pH was performed beyond the regulatory-required holding time of 15 minutes from the time of sample collection.
- I** - The lower value for the two columns has been reported due to obvious interference.
- J** - Estimated value. The Target analyte concentration is below the quantitation limit (RL), but above the Method Detection Limit (MDL) or Estimated Detection Limit (EDL) for SPME-related analyses. This represents an estimated concentration for Tentatively Identified Compounds (TICs).
- M** - Reporting Limit (RL) exceeds the MCP CAM Reporting Limit for this analyte.
- ND** - Not detected at the method detection limit (MDL) for the sample, or estimated detection limit (EDL) for SPME-related analyses.

Report Format: DU Report with 'J' Qualifiers



Project Name: SUPPLEMENTAL RI SAMPLING PRGM.
Project Number: 0127981-023

Lab Number: L2159730
Report Date: 11/08/21

Data Qualifiers

- NJ** - Presumptive evidence of compound. This represents an estimated concentration for Tentatively Identified Compounds (TICs), where the identification is based on a mass spectral library search.
- P** - The RPD between the results for the two columns exceeds the method-specified criteria.
- Q** - The quality control sample exceeds the associated acceptance criteria. For DOD-related projects, LCS and/or Continuing Calibration Standard exceedences are also qualified on all associated sample results. Note: This flag is not applicable for matrix spike recoveries when the sample concentration is greater than 4x the spike added or for batch duplicate RPD when the sample concentrations are less than 5x the RL. (Metals only.)
- R** - Analytical results are from sample re-analysis.
- RE** - Analytical results are from sample re-extraction.
- S** - Analytical results are from modified screening analysis.
- V** - The surrogate associated with this target analyte has a recovery outside the QC acceptance limits. (Applicable to MassDEP DW Compliance samples only.)
- Z** - The batch matrix spike and/or duplicate associated with this target analyte has a recovery/RPD outside the QC acceptance limits. (Applicable to MassDEP DW Compliance samples only.)

Project Name: SUPPLEMENTAL RI SAMPLING PRGM.
Project Number: 0127981-023

Lab Number: L2159730
Report Date: 11/08/21

REFERENCES

- 1 Test Methods for Evaluating Solid Waste: Physical/Chemical Methods. EPA SW-846. Third Edition. Updates I - VI, 2018.
- 134 Determination of Selected Perfluorinated Alkyl Acids in Drinking Water by Solid Phase Extraction and Liquid Chromatography/Tandem Mass Spectrometry (LC/MS/MS) using Isotope Dilution. Alpha SOP 23528.

LIMITATION OF LIABILITIES

Alpha Analytical performs services with reasonable care and diligence normal to the analytical testing laboratory industry. In the event of an error, the sole and exclusive responsibility of Alpha Analytical shall be to re-perform the work at it's own expense. In no event shall Alpha Analytical be held liable for any incidental, consequential or special damages, including but not limited to, damages in any way connected with the use of, interpretation of, information or analysis provided by Alpha Analytical.

We strongly urge our clients to comply with EPA protocol regarding sample volume, preservation, cooling, containers, sampling procedures, holding time and splitting of samples in the field.



Certification Information

The following analytes are not included in our Primary NELAP Scope of Accreditation:

Westborough Facility

EPA 624/624.1: m/p-xylene, o-xylene, Naphthalene

EPA 625/625.1: alpha-Terpineol

EPA 8260C/8260D: NPW: 1,2,4,5-Tetramethylbenzene; 4-Ethyltoluene, Azobenzene; SCM: Iodomethane (methyl iodide), 1,2,4,5-Tetramethylbenzene; 4-Ethyltoluene.

EPA 8270D/8270E: NPW: Dimethylnaphthalene, 1,4-Diphenylhydrazine, alpha-Terpineol; SCM: Dimethylnaphthalene, 1,4-Diphenylhydrazine.

SM4500: NPW: Amenable Cyanide; SCM: Total Phosphorus, TKN, NO₂, NO₃.

Mansfield Facility

SM 2540D: TSS

EPA 8082A: NPW: PCB: 1, 5, 31, 87,101, 110, 141, 151, 153, 180, 183, 187.

EPA TO-15: Halothane, 2,4,4-Trimethyl-2-pentene, 2,4,4-Trimethyl-1-pentene, Thiophene, 2-Methylthiophene,

3-Methylthiophene, 2-Ethylthiophene, 1,2,3-Trimethylbenzene, Indan, Indene, 1,2,4,5-Tetramethylbenzene, Benzothiophene, 1-Methylnaphthalene.

Biological Tissue Matrix: EPA 3050B

The following analytes are included in our Massachusetts DEP Scope of Accreditation

Westborough Facility:

Drinking Water

EPA 300.0: Chloride, Nitrate-N, Fluoride, Sulfate; **EPA 353.2:** Nitrate-N, Nitrite-N; **SM4500NO3-F:** Nitrate-N, Nitrite-N; **SM4500F-C, SM4500CN-CE,**

EPA 180.1, SM2130B, SM4500CI-D, SM2320B, SM2540C, SM4500H-B, SM4500NO2-B

EPA 332: Perchlorate; **EPA 524.2:** THMs and VOCs; **EPA 504.1:** EDB, DBCP.

Microbiology: **SM9215B; SM9223-P/A, SM9223B-Colilert-QT, SM9222D.**

Non-Potable Water

SM4500H,B, EPA 120.1, SM2510B, SM2540C, SM2320B, SM4500CL-E, SM4500F-BC, SM4500NH3-BH: Ammonia-N and Kjeldahl-N, **EPA 350.1:**

Ammonia-N, **LCHAT 10-107-06-1-B:** Ammonia-N, **EPA 351.1, SM4500NO3-F, EPA 353.2:** Nitrate-N, **SM4500P-E, SM4500P-B, E, SM4500SO4-E,**

SM5220D, EPA 410.4, SM5210B, SM5310C, SM4500CL-D, EPA 1664, EPA 420.1, SM4500-CN-CE, SM2540D, EPA 300: Chloride, Sulfate, Nitrate.

EPA 624.1: Volatile Halocarbons & Aromatics,

EPA 608.3: Chlordane, Toxaphene, Aldrin, alpha-BHC, beta-BHC, gamma-BHC, delta-BHC, Dieldrin, DDD, DDE, DDT, Endosulfan I, Endosulfan II,

Endosulfan sulfate, Endrin, Endrin Aldehyde, Heptachlor, Heptachlor Epoxide, PCBs

EPA 625.1: SVOC (Acid/Base/Neutral Extractables), **EPA 600/4-81-045:** PCB-Oil.

Microbiology: **SM9223B-Colilert-QT; Enterolert-QT, SM9221E, EPA 1600, EPA 1603, SM9222D.**

Mansfield Facility:

Drinking Water

EPA 200.7: Al, Ba, Cd, Cr, Cu, Fe, Mn, Ni, Na, Ag, Ca, Zn. **EPA 200.8:** Al, Sb, As, Ba, Be, Cd, Cr, Cu, Pb, Mn, Ni, Se, Ag, TL, Zn. **EPA 245.1 Hg.**

EPA 522, EPA 537.1.

Non-Potable Water


EPA 200.7: Al, Sb, As, Be, Cd, Ca, Cr, Co, Cu, Fe, Pb, Mg, Mn, Mo, Ni, K, Se, Ag, Na, Sr, TL, Ti, V, Zn.

EPA 200.8: Al, Sb, As, Be, Cd, Cr, Cu, Fe, Pb, Mn, Ni, K, Se, Ag, Na, TL, Zn.

EPA 245.1 Hg.

SM2340B

For a complete listing of analytes and methods, please contact your Alpha Project Manager.

 <p>CHAIN OF CUSTODY</p> <p>Westborough, MA 01581 8 Walkup Dr. TEL: 508-898-9220 FAX: 508-898-9193</p> <p>Mansfield, MA 02048 320 Forbes Blvd TEL: 508-822-9300 FAX: 508-822-3288</p>	<p>Service Centers</p> <p>Brewer, ME 04412 Portsmouth, NH 03801 Mahwah, NJ 07430 Albany, NY 12205 Tonawanda, NY 14150 Holmes, PA 19043</p>	<p>Page 1 of 1</p>	<p>Date Rec'd in Lab <i>10/30/21</i></p>	<p>ALPHA Job # <i>L2159730</i></p>																																																																																																																																																																																																																															
	<p>Project Information</p> <p>Project Name: <i>Supplemental RI Sampling Program - Annual GUL</i></p> <p>Project Location: <i>Bath, NY</i></p> <p>Project # <i>0127981-023</i></p> <p>(Use Project name as Project #) <input type="checkbox"/></p>	<p>Deliverables</p> <p><input type="checkbox"/> Email <input type="checkbox"/> Fax</p> <p><input type="checkbox"/> EQUIS (1 File) <input checked="" type="checkbox"/> EQUIS (4 File)</p> <p><input checked="" type="checkbox"/> Other: <i>ASP-B H&A Format</i></p>	<p>Billing Information</p> <p><input type="checkbox"/> Same as Client Info</p> <p>PO #</p>																																																																																																																																																																																																																																
	<p>H&A Information</p> <p>H&A Client: <i>Haley & Aldrich Inc.</i></p> <p>H&A Address: <i>200 Town Centre Drive, Rochester, NY</i></p> <p>H&A Phone: <i>585-921-4234</i></p> <p>H&A Fax: <i>0</i></p> <p>H&A Email: <i>SmcKenna@haleyaldrich.com</i></p>	<p>Regulatory Requirements (Program/Criteria)</p> <p>Note: Select State from menu & identify criteria.</p>	<p>Disposal Site Information</p> <p>Please identify below location of applicable disposal facilities.</p> <p>Disposal Facility:</p> <p><input type="checkbox"/> NJ <input type="checkbox"/> NY</p> <p><input type="checkbox"/> Other:</p>																																																																																																																																																																																																																																
<p>These samples have been previously analyzed by Alpha <input type="checkbox"/></p> <p>Other project specific requirements/comments:</p> <p>Please specify Metals or TAL.</p>	<p>ANALYSIS</p> <p>NYTCL-8260 NYTCL SVCS - EPA 8270D (LVI) NY PFAAs via LCMSMS - 15870 1,4 Dioxane via EPA 8270D SIM Total Metals @ 10P Dissolved Metals (LAB FILE)</p>	<p>Sample Filtration</p> <p><input type="checkbox"/> Done</p> <p><input type="checkbox"/> Lab to do</p> <p>Preservation</p> <p><input type="checkbox"/> Lab to do</p> <p>(Please Specify below)</p>																																																																																																																																																																																																																																	
<table border="1"> <thead> <tr> <th rowspan="2">ALPHA Lab ID (Lab Use Only)</th> <th rowspan="2">Sample ID</th> <th colspan="2">Collection</th> <th rowspan="2">Sample Matrix</th> <th rowspan="2">Sampler's Initials</th> <th colspan="10">ANALYSIS</th> <th rowspan="2">Sample Specific Comments</th> <th rowspan="2">Total Bottles</th> </tr> <tr> <th>Date</th> <th>Time</th> <th>NYTCL-8260</th> <th>NYTCL SVCS - EPA 8270D (LVI)</th> <th>NY PFAAs via LCMSMS - 15870</th> <th>1,4 Dioxane via EPA 8270D SIM</th> <th>Total Metals @ 10P</th> <th>Dissolved Metals (LAB FILE)</th> <th></th> <th></th> <th></th> <th></th> <th></th> <th></th> </tr> </thead> <tbody> <tr> <td><i>59730-01</i></td> <td><i>MW22B-102921-1105</i></td> <td><i>10/29/21</i></td> <td><i>11:05</i></td> <td><i>WG</i></td> <td><i>EU</i></td> <td></td> <td></td> <td>X</td> <td>X</td> <td></td> <td></td> <td></td> <td></td> <td></td> <td></td> <td></td> <td><i>MS/MSD</i></td> <td><i>12</i></td> </tr> <tr> <td><i>02</i></td> <td><i>MW21B-102921-1135</i></td> <td><i>10/29/21</i></td> <td><i>11:35</i></td> <td><i>WG</i></td> <td><i>EU</i></td> <td></td> <td></td> <td>X</td> <td>X</td> <td></td> <td></td> <td></td> <td></td> <td></td> <td></td> <td></td> <td><i>*minimum amount provided for PFAAs</i></td> <td><i>4</i></td> </tr> <tr> <td><i>03</i></td> <td><i>MW21A-102921-1200</i></td> <td><i>10/29/21</i></td> <td><i>12:00</i></td> <td><i>WG</i></td> <td><i>EU</i></td> <td></td> <td></td> <td>X</td> <td>X</td> <td></td> <td></td> <td></td> <td></td> <td></td> <td></td> <td></td> <td><i>\$ 1,4 dioxane analyses</i></td> <td><i>4</i></td> </tr> <tr> <td><i>04</i></td> <td><i>MW21B-102921-1340</i></td> <td><i>10/29/21</i></td> <td><i>13:40</i></td> <td><i>WG</i></td> <td><i>EU</i></td> <td>X</td> <td>X</td> <td></td> <td></td> <td>X</td> <td>X</td> <td></td> <td></td> <td></td> <td></td> <td></td> <td></td> <td><i>7</i></td> </tr> <tr> <td><i>05</i></td> <td><i>MW21A-102921-1515</i></td> <td><i>10/29/21</i></td> <td><i>15:15</i></td> <td><i>WG</i></td> <td><i>EU</i></td> <td>X</td> <td>X</td> <td></td> <td></td> <td>X</td> <td>X</td> <td></td> <td></td> <td></td> <td></td> <td></td> <td></td> <td><i>7</i></td> </tr> <tr> <td><i>06</i></td> <td><i>MW22B-102921-</i></td> <td><i>10/29/21</i></td> <td><i>16:20</i></td> <td><i>WG</i></td> <td><i>EU</i></td> <td>X</td> <td>X</td> <td></td> <td></td> <td>X</td> <td>X</td> <td></td> <td></td> <td></td> <td></td> <td></td> <td><i>MS/MSD</i></td> <td><i>21</i></td> </tr> <tr> <td><i>07</i></td> <td><i>4125-102921-0001</i></td> <td><i>10/29/21</i></td> <td></td> <td><i>WG</i></td> <td><i>EU</i></td> <td></td> <td></td> <td>X</td> <td>X</td> <td></td> <td></td> <td></td> <td></td> <td></td> <td></td> <td></td> <td></td> <td><i>4</i></td> </tr> <tr> <td><i>08</i></td> <td><i>4125-102921-0002</i></td> <td><i>10/29/21</i></td> <td></td> <td><i>WG</i></td> <td><i>EU</i></td> <td>X</td> <td>X</td> <td></td> <td></td> <td>X</td> <td>X</td> <td></td> <td></td> <td></td> <td></td> <td></td> <td></td> <td><i>7</i></td> </tr> <tr> <td><i>09</i></td> <td><i>4125-102921-0003</i></td> <td><i>10/29/21</i></td> <td></td> <td><i>WG</i></td> <td><i>EU</i></td> <td>X</td> <td>X</td> <td></td> <td></td> <td></td> <td></td> <td></td> <td></td> <td></td> <td></td> <td></td> <td></td> <td><i>2</i></td> </tr> <tr> <td><i>10</i></td> <td><i>4125-102921-0004</i></td> <td><i>10/29/21</i></td> <td></td> <td><i>WA</i></td> <td><i>EU</i></td> <td>X</td> <td>X</td> <td></td> <td></td> <td>X</td> <td>X</td> <td></td> <td></td> <td></td> <td></td> <td></td> <td></td> <td><i>7</i></td> </tr> </tbody> </table>	ALPHA Lab ID (Lab Use Only)	Sample ID	Collection		Sample Matrix	Sampler's Initials	ANALYSIS										Sample Specific Comments	Total Bottles	Date	Time	NYTCL-8260	NYTCL SVCS - EPA 8270D (LVI)	NY PFAAs via LCMSMS - 15870	1,4 Dioxane via EPA 8270D SIM	Total Metals @ 10P	Dissolved Metals (LAB FILE)							<i>59730-01</i>	<i>MW22B-102921-1105</i>	<i>10/29/21</i>	<i>11:05</i>	<i>WG</i>	<i>EU</i>			X	X								<i>MS/MSD</i>	<i>12</i>	<i>02</i>	<i>MW21B-102921-1135</i>	<i>10/29/21</i>	<i>11:35</i>	<i>WG</i>	<i>EU</i>			X	X								<i>*minimum amount provided for PFAAs</i>	<i>4</i>	<i>03</i>	<i>MW21A-102921-1200</i>	<i>10/29/21</i>	<i>12:00</i>	<i>WG</i>	<i>EU</i>			X	X								<i>\$ 1,4 dioxane analyses</i>	<i>4</i>	<i>04</i>	<i>MW21B-102921-1340</i>	<i>10/29/21</i>	<i>13:40</i>	<i>WG</i>	<i>EU</i>	X	X			X	X							<i>7</i>	<i>05</i>	<i>MW21A-102921-1515</i>	<i>10/29/21</i>	<i>15:15</i>	<i>WG</i>	<i>EU</i>	X	X			X	X							<i>7</i>	<i>06</i>	<i>MW22B-102921-</i>	<i>10/29/21</i>	<i>16:20</i>	<i>WG</i>	<i>EU</i>	X	X			X	X						<i>MS/MSD</i>	<i>21</i>	<i>07</i>	<i>4125-102921-0001</i>	<i>10/29/21</i>		<i>WG</i>	<i>EU</i>			X	X									<i>4</i>	<i>08</i>	<i>4125-102921-0002</i>	<i>10/29/21</i>		<i>WG</i>	<i>EU</i>	X	X			X	X							<i>7</i>	<i>09</i>	<i>4125-102921-0003</i>	<i>10/29/21</i>		<i>WG</i>	<i>EU</i>	X	X											<i>2</i>	<i>10</i>	<i>4125-102921-0004</i>	<i>10/29/21</i>		<i>WA</i>	<i>EU</i>	X	X			X	X							<i>7</i>	<p>Westboro: Certification No: MA935</p> <p>Mansfield: Certification No: MA015</p>	<p>Container Type: <i>V A P A P P</i></p> <p>Preservative: <i>B A A A C A</i></p>	<p>Please print clearly, legibly and completely. Samples can not be logged in and turnaround time clock will not start until any ambiguities are resolved. Alpha Analytical's services under this Chain of Custody shall be performed in accordance with terms and conditions within Blanket Service Agreement# 2015-18-Alpha Analytical by and between Haley & Aldrich, Inc., its subsidiaries and affiliates and Alpha Analytical.</p>		
ALPHA Lab ID (Lab Use Only)			Sample ID	Collection			Sample Matrix	Sampler's Initials	ANALYSIS										Sample Specific Comments	Total Bottles																																																																																																																																																																																																															
	Date	Time		NYTCL-8260	NYTCL SVCS - EPA 8270D (LVI)	NY PFAAs via LCMSMS - 15870			1,4 Dioxane via EPA 8270D SIM	Total Metals @ 10P	Dissolved Metals (LAB FILE)																																																																																																																																																																																																																								
<i>59730-01</i>	<i>MW22B-102921-1105</i>	<i>10/29/21</i>	<i>11:05</i>	<i>WG</i>	<i>EU</i>			X	X								<i>MS/MSD</i>	<i>12</i>																																																																																																																																																																																																																	
<i>02</i>	<i>MW21B-102921-1135</i>	<i>10/29/21</i>	<i>11:35</i>	<i>WG</i>	<i>EU</i>			X	X								<i>*minimum amount provided for PFAAs</i>	<i>4</i>																																																																																																																																																																																																																	
<i>03</i>	<i>MW21A-102921-1200</i>	<i>10/29/21</i>	<i>12:00</i>	<i>WG</i>	<i>EU</i>			X	X								<i>\$ 1,4 dioxane analyses</i>	<i>4</i>																																																																																																																																																																																																																	
<i>04</i>	<i>MW21B-102921-1340</i>	<i>10/29/21</i>	<i>13:40</i>	<i>WG</i>	<i>EU</i>	X	X			X	X							<i>7</i>																																																																																																																																																																																																																	
<i>05</i>	<i>MW21A-102921-1515</i>	<i>10/29/21</i>	<i>15:15</i>	<i>WG</i>	<i>EU</i>	X	X			X	X							<i>7</i>																																																																																																																																																																																																																	
<i>06</i>	<i>MW22B-102921-</i>	<i>10/29/21</i>	<i>16:20</i>	<i>WG</i>	<i>EU</i>	X	X			X	X						<i>MS/MSD</i>	<i>21</i>																																																																																																																																																																																																																	
<i>07</i>	<i>4125-102921-0001</i>	<i>10/29/21</i>		<i>WG</i>	<i>EU</i>			X	X									<i>4</i>																																																																																																																																																																																																																	
<i>08</i>	<i>4125-102921-0002</i>	<i>10/29/21</i>		<i>WG</i>	<i>EU</i>	X	X			X	X							<i>7</i>																																																																																																																																																																																																																	
<i>09</i>	<i>4125-102921-0003</i>	<i>10/29/21</i>		<i>WG</i>	<i>EU</i>	X	X											<i>2</i>																																																																																																																																																																																																																	
<i>10</i>	<i>4125-102921-0004</i>	<i>10/29/21</i>		<i>WA</i>	<i>EU</i>	X	X			X	X							<i>7</i>																																																																																																																																																																																																																	
<p>Preservative Code:</p> <p>A = None B = HCl C = HNO₃ D = H₂SO₄ E = NaOH F = MeOH G = NaHSO₄ H = Na₂S₂O₃ K/E = Zn Ac/NaOH O = Other</p>	<p>Container Code</p> <p>P = Plastic A = Amber Glass V = Vial G = Glass B = Bacteria Cup C = Cube O = Other E = Encore D = BOD Bottle</p>	<p>Relinquished By: <i>[Signature]</i></p> <p>Date/Time: <i>10/29/21 18:15</i></p>	<p>Received By: <i>[Signature]</i></p> <p>Date/Time: <i>10/30/21 00:45</i></p>																																																																																																																																																																																																																																



ANALYTICAL REPORT

Lab Number:	L2220562
Client:	Haley & Aldrich 200 Town Centre Drive Suite 2 Rochester, NY 14623-4264
ATTN:	Titania Ng
Phone:	(617) 886-7400
Project Name:	AOC-32 SURFACE WATER SAMPLING
Project Number:	0127981-025
Report Date:	05/26/22

The original project report/data package is held by Alpha Analytical. This report/data package is paginated and should be reproduced only in its entirety. Alpha Analytical holds no responsibility for results and/or data that are not consistent with the original.

Certifications & Approvals: MA (M-MA086), NH NELAP (2064), CT (PH-0574), IL (200077), ME (MA00086), MD (348), NJ (MA935), NY (11148), NC (25700/666), PA (68-03671), RI (LAO00065), TX (T104704476), VT (VT-0935), VA (460195), USDA (Permit #P330-17-00196).

Eight Walkup Drive, Westborough, MA 01581-1019
508-898-9220 (Fax) 508-898-9193 800-624-9220 - www.alphalab.com



Project Name: AOC-32 SURFACE WATER SAMPLING
Project Number: 0127981-025

Lab Number: L2220562
Report Date: 05/26/22

Alpha Sample ID	Client ID	Matrix	Sample Location	Collection Date/Time	Receive Date
L2220562-01	SW-BGKD-02-0.5	WATER	BATH, NY	04/19/22 12:30	04/20/22
L2220562-02	SW-BGKD-01-0.75	WATER	BATH, NY	04/19/22 13:00	04/20/22
L2220562-03	SW-POND-01-1.5	WATER	BATH, NY	04/20/22 11:30	04/20/22
L2220562-04	4125-041922-0001	WATER	BATH, NY	04/19/22 00:00	04/20/22
L2220562-05	4125-042022-0002	WATER	BATH, NY	04/20/22 11:35	04/20/22
L2220562-06	4125-042022-0001	WATER	BATH, NY	04/20/22 00:00	04/20/22

Project Name: AOC-32 SURFACE WATER SAMPLING
Project Number: 0127981-025

Lab Number: L2220562
Report Date: 05/26/22

Case Narrative

The samples were received in accordance with the Chain of Custody and no significant deviations were encountered during the preparation or analysis unless otherwise noted. Sample Receipt, Container Information, and the Chain of Custody are located at the back of the report.

Results contained within this report relate only to the samples submitted under this Alpha Lab Number and meet NELAP requirements for all NELAP accredited parameters unless otherwise noted in the following narrative. The data presented in this report is organized by parameter (i.e. VOC, SVOC, etc.). Sample specific Quality Control data (i.e. Surrogate Spike Recovery) is reported at the end of the target analyte list for each individual sample, followed by the Laboratory Batch Quality Control at the end of each parameter. Tentatively Identified Compounds (TICs), if requested, are reported for compounds identified to be present and are not part of the method/program Target Compound List, even if only a subset of the TCL are being reported. If a sample was re-analyzed or re-extracted due to a required quality control corrective action and if both sets of data are reported, the Laboratory ID of the re-analysis or re-extraction is designated with an "R" or "RE", respectively.

When multiple Batch Quality Control elements are reported (e.g. more than one LCS), the associated samples for each element are noted in the grey shaded header line of each data table. Any Laboratory Batch, Sample Specific % recovery or RPD value that is outside the listed Acceptance Criteria is bolded in the report. In reference to questions H (CAM) or 4 (RCP) when "NO" is checked, the performance criteria for CAM and RCP methods allow for some quality control failures to occur and still be within method compliance. In these instances, the specific failure is not narrated but noted in the associated QC Outlier Summary Report, located directly after the Case Narrative. QC information is also incorporated in the Data Usability Assessment table (Format 11) of our Data Merger tool, where it can be reviewed in conjunction with the sample result, associated regulatory criteria and any associated data usability implications.

Soil/sediments, solids and tissues are reported on a dry weight basis unless otherwise noted. Definitions of all data qualifiers and acronyms used in this report are provided in the Glossary located at the back of the report.

HOLD POLICY - For samples submitted on hold, Alpha's policy is to hold samples (with the exception of Air canisters) free of charge for 21 calendar days from the date the project is completed. After 21 calendar days, we will dispose of all samples submitted including those put on hold unless you have contacted your Alpha Project Manager and made arrangements for Alpha to continue to hold the samples. Air canisters will be disposed after 3 business days from the date the project is completed.

Please contact Project Management at 800-624-9220 with any questions.

Project Name: AOC-32 SURFACE WATER SAMPLING
Project Number: 0127981-025

Lab Number: L2220562
Report Date: 05/26/22

Case Narrative (continued)

Report Revision

May 26, 2022: The collection date for L2220562-03 has been amended.

Report Submission

April 29, 2022: This final report includes the results of all requested analyses.

April 27, 2022: This is a preliminary report.

All non-detect (ND) or estimated concentrations (J-qualified) have been quantitated to the limit noted in the MDL column.

Sample Receipt

L2220562-05: The sample collection time was obtained from the container labels.

Perfluorinated Alkyl Acids by Isotope Dilution

L2220562-01 through -06, WG1630826-1, and WG1630826-2: Extracted Internal Standard recoveries were outside the acceptance criteria for individual analytes. Please refer to the surrogate section of the report for details.

Total Metals

The WG1630149-3 MS recovery, performed on L2220562-01, is outside the acceptance criteria for antimony (72%). A post digestion spike was performed and was within acceptance criteria.

The WG1630149-3 MS recovery for sodium (52%), performed on L2220562-01, does not apply because the sample concentration is greater than four times the spike amount added.

Dissolved Metals

The WG1630052-3 MS recovery for sodium (65%), performed on L2220562-06, does not apply because the sample concentration is greater than four times the spike amount added.

I, the undersigned, attest under the pains and penalties of perjury that, to the best of my knowledge and belief and based upon my personal inquiry of those responsible for providing the information contained in this analytical report, such information is accurate and complete. This certificate of analysis is not complete unless this page accompanies any and all pages of this report.

Authorized Signature:

 Caitlin Walukevich

Title: Technical Director/Representative

Date: 05/26/22

ORGANICS

VOLATILES

Project Name: AOC-32 SURFACE WATER SAMPLING
Project Number: 0127981-025

Lab Number: L2220562
Report Date: 05/26/22

SAMPLE RESULTS

Lab ID: L2220562-01
 Client ID: SW-BGKD-02-0.5
 Sample Location: BATH, NY

Date Collected: 04/19/22 12:30
 Date Received: 04/20/22
 Field Prep: Not Specified

Sample Depth:

Matrix: Water
 Analytical Method: 1,8260C
 Analytical Date: 04/22/22 14:41
 Analyst: LAC

Parameter	Result	Qualifier	Units	RL	MDL	Dilution Factor
Volatile Organics by GC/MS - Westborough Lab						
Methylene chloride	ND		ug/l	2.5	0.70	1
1,1-Dichloroethane	ND		ug/l	2.5	0.70	1
Chloroform	ND		ug/l	2.5	0.70	1
Carbon tetrachloride	ND		ug/l	0.50	0.13	1
1,2-Dichloropropane	ND		ug/l	1.0	0.14	1
Dibromochloromethane	ND		ug/l	0.50	0.15	1
1,1,2-Trichloroethane	ND		ug/l	1.5	0.50	1
Tetrachloroethene	ND		ug/l	0.50	0.18	1
Chlorobenzene	ND		ug/l	2.5	0.70	1
Trichlorofluoromethane	ND		ug/l	2.5	0.70	1
1,2-Dichloroethane	ND		ug/l	0.50	0.13	1
1,1,1-Trichloroethane	ND		ug/l	2.5	0.70	1
Bromodichloromethane	ND		ug/l	0.50	0.19	1
trans-1,3-Dichloropropene	ND		ug/l	0.50	0.16	1
cis-1,3-Dichloropropene	ND		ug/l	0.50	0.14	1
Bromoform	ND		ug/l	2.0	0.65	1
1,1,2,2-Tetrachloroethane	ND		ug/l	0.50	0.17	1
Benzene	ND		ug/l	0.50	0.16	1
Toluene	ND		ug/l	2.5	0.70	1
Ethylbenzene	ND		ug/l	2.5	0.70	1
Chloromethane	ND		ug/l	2.5	0.70	1
Bromomethane	ND		ug/l	2.5	0.70	1
Vinyl chloride	ND		ug/l	1.0	0.07	1
Chloroethane	ND		ug/l	2.5	0.70	1
1,1-Dichloroethene	ND		ug/l	0.50	0.17	1
trans-1,2-Dichloroethene	ND		ug/l	2.5	0.70	1
Trichloroethene	ND		ug/l	0.50	0.18	1
1,2-Dichlorobenzene	ND		ug/l	2.5	0.70	1

Project Name: AOC-32 SURFACE WATER SAMPLING
Project Number: 0127981-025

Lab Number: L2220562
Report Date: 05/26/22

SAMPLE RESULTS

Lab ID: L2220562-01
 Client ID: SW-BGKD-02-0.5
 Sample Location: BATH, NY

Date Collected: 04/19/22 12:30
 Date Received: 04/20/22
 Field Prep: Not Specified

Sample Depth:

Parameter	Result	Qualifier	Units	RL	MDL	Dilution Factor
Volatile Organics by GC/MS - Westborough Lab						
1,3-Dichlorobenzene	ND		ug/l	2.5	0.70	1
1,4-Dichlorobenzene	ND		ug/l	2.5	0.70	1
Methyl tert butyl ether	ND		ug/l	2.5	0.70	1
p/m-Xylene	ND		ug/l	2.5	0.70	1
o-Xylene	ND		ug/l	2.5	0.70	1
cis-1,2-Dichloroethene	ND		ug/l	2.5	0.70	1
Styrene	ND		ug/l	2.5	0.70	1
Dichlorodifluoromethane	ND		ug/l	5.0	1.0	1
Acetone	ND		ug/l	5.0	1.5	1
Carbon disulfide	ND		ug/l	5.0	1.0	1
2-Butanone	ND		ug/l	5.0	1.9	1
4-Methyl-2-pentanone	ND		ug/l	5.0	1.0	1
2-Hexanone	ND		ug/l	5.0	1.0	1
Bromochloromethane	ND		ug/l	2.5	0.70	1
1,2-Dibromoethane	ND		ug/l	2.0	0.65	1
1,2-Dibromo-3-chloropropane	ND		ug/l	2.5	0.70	1
Isopropylbenzene	ND		ug/l	2.5	0.70	1
1,2,3-Trichlorobenzene	ND		ug/l	2.5	0.70	1
1,2,4-Trichlorobenzene	ND		ug/l	2.5	0.70	1
Methyl Acetate	ND		ug/l	2.0	0.23	1
Cyclohexane	ND		ug/l	10	0.27	1
1,4-Dioxane	ND		ug/l	250	61.	1
Freon-113	ND		ug/l	2.5	0.70	1
Methyl cyclohexane	ND		ug/l	10	0.40	1

Surrogate	% Recovery	Qualifier	Acceptance Criteria
1,2-Dichloroethane-d4	113		70-130
Toluene-d8	98		70-130
4-Bromofluorobenzene	102		70-130
Dibromofluoromethane	116		70-130

Project Name: AOC-32 SURFACE WATER SAMPLING
Project Number: 0127981-025

Lab Number: L2220562
Report Date: 05/26/22

SAMPLE RESULTS

Lab ID: L2220562-02
 Client ID: SW-BGKD-01-0.75
 Sample Location: BATH, NY

Date Collected: 04/19/22 13:00
 Date Received: 04/20/22
 Field Prep: Not Specified

Sample Depth:

Matrix: Water
 Analytical Method: 1,8260C
 Analytical Date: 04/22/22 15:06
 Analyst: LAC

Parameter	Result	Qualifier	Units	RL	MDL	Dilution Factor
Volatile Organics by GC/MS - Westborough Lab						
Methylene chloride	ND		ug/l	2.5	0.70	1
1,1-Dichloroethane	ND		ug/l	2.5	0.70	1
Chloroform	ND		ug/l	2.5	0.70	1
Carbon tetrachloride	ND		ug/l	0.50	0.13	1
1,2-Dichloropropane	ND		ug/l	1.0	0.14	1
Dibromochloromethane	ND		ug/l	0.50	0.15	1
1,1,2-Trichloroethane	ND		ug/l	1.5	0.50	1
Tetrachloroethene	ND		ug/l	0.50	0.18	1
Chlorobenzene	ND		ug/l	2.5	0.70	1
Trichlorofluoromethane	ND		ug/l	2.5	0.70	1
1,2-Dichloroethane	ND		ug/l	0.50	0.13	1
1,1,1-Trichloroethane	ND		ug/l	2.5	0.70	1
Bromodichloromethane	ND		ug/l	0.50	0.19	1
trans-1,3-Dichloropropene	ND		ug/l	0.50	0.16	1
cis-1,3-Dichloropropene	ND		ug/l	0.50	0.14	1
Bromoform	ND		ug/l	2.0	0.65	1
1,1,2,2-Tetrachloroethane	ND		ug/l	0.50	0.17	1
Benzene	ND		ug/l	0.50	0.16	1
Toluene	ND		ug/l	2.5	0.70	1
Ethylbenzene	ND		ug/l	2.5	0.70	1
Chloromethane	ND		ug/l	2.5	0.70	1
Bromomethane	ND		ug/l	2.5	0.70	1
Vinyl chloride	ND		ug/l	1.0	0.07	1
Chloroethane	ND		ug/l	2.5	0.70	1
1,1-Dichloroethene	ND		ug/l	0.50	0.17	1
trans-1,2-Dichloroethene	ND		ug/l	2.5	0.70	1
Trichloroethene	ND		ug/l	0.50	0.18	1
1,2-Dichlorobenzene	ND		ug/l	2.5	0.70	1

Project Name: AOC-32 SURFACE WATER SAMPLING
Project Number: 0127981-025

Lab Number: L2220562
Report Date: 05/26/22

SAMPLE RESULTS

Lab ID: L2220562-02
 Client ID: SW-BGKD-01-0.75
 Sample Location: BATH, NY

Date Collected: 04/19/22 13:00
 Date Received: 04/20/22
 Field Prep: Not Specified

Sample Depth:

Parameter	Result	Qualifier	Units	RL	MDL	Dilution Factor
Volatile Organics by GC/MS - Westborough Lab						
1,3-Dichlorobenzene	ND		ug/l	2.5	0.70	1
1,4-Dichlorobenzene	ND		ug/l	2.5	0.70	1
Methyl tert butyl ether	ND		ug/l	2.5	0.70	1
p/m-Xylene	ND		ug/l	2.5	0.70	1
o-Xylene	ND		ug/l	2.5	0.70	1
cis-1,2-Dichloroethene	ND		ug/l	2.5	0.70	1
Styrene	ND		ug/l	2.5	0.70	1
Dichlorodifluoromethane	ND		ug/l	5.0	1.0	1
Acetone	ND		ug/l	5.0	1.5	1
Carbon disulfide	ND		ug/l	5.0	1.0	1
2-Butanone	ND		ug/l	5.0	1.9	1
4-Methyl-2-pentanone	ND		ug/l	5.0	1.0	1
2-Hexanone	ND		ug/l	5.0	1.0	1
Bromochloromethane	ND		ug/l	2.5	0.70	1
1,2-Dibromoethane	ND		ug/l	2.0	0.65	1
1,2-Dibromo-3-chloropropane	ND		ug/l	2.5	0.70	1
Isopropylbenzene	ND		ug/l	2.5	0.70	1
1,2,3-Trichlorobenzene	ND		ug/l	2.5	0.70	1
1,2,4-Trichlorobenzene	ND		ug/l	2.5	0.70	1
Methyl Acetate	ND		ug/l	2.0	0.23	1
Cyclohexane	ND		ug/l	10	0.27	1
1,4-Dioxane	ND		ug/l	250	61.	1
Freon-113	ND		ug/l	2.5	0.70	1
Methyl cyclohexane	ND		ug/l	10	0.40	1

Surrogate	% Recovery	Qualifier	Acceptance Criteria
1,2-Dichloroethane-d4	116		70-130
Toluene-d8	98		70-130
4-Bromofluorobenzene	105		70-130
Dibromofluoromethane	119		70-130

Project Name: AOC-32 SURFACE WATER SAMPLING
Project Number: 0127981-025

Lab Number: L2220562
Report Date: 05/26/22

SAMPLE RESULTS

Lab ID: L2220562-03
 Client ID: SW-POND-01-1.5
 Sample Location: BATH, NY

Date Collected: 04/20/22 11:30
 Date Received: 04/20/22
 Field Prep: Not Specified

Sample Depth:

Matrix: Water
 Analytical Method: 1,8260C
 Analytical Date: 04/22/22 15:31
 Analyst: LAC

Parameter	Result	Qualifier	Units	RL	MDL	Dilution Factor
Volatile Organics by GC/MS - Westborough Lab						
Methylene chloride	ND		ug/l	2.5	0.70	1
1,1-Dichloroethane	ND		ug/l	2.5	0.70	1
Chloroform	ND		ug/l	2.5	0.70	1
Carbon tetrachloride	ND		ug/l	0.50	0.13	1
1,2-Dichloropropane	ND		ug/l	1.0	0.14	1
Dibromochloromethane	ND		ug/l	0.50	0.15	1
1,1,2-Trichloroethane	ND		ug/l	1.5	0.50	1
Tetrachloroethene	ND		ug/l	0.50	0.18	1
Chlorobenzene	ND		ug/l	2.5	0.70	1
Trichlorofluoromethane	ND		ug/l	2.5	0.70	1
1,2-Dichloroethane	ND		ug/l	0.50	0.13	1
1,1,1-Trichloroethane	ND		ug/l	2.5	0.70	1
Bromodichloromethane	ND		ug/l	0.50	0.19	1
trans-1,3-Dichloropropene	ND		ug/l	0.50	0.16	1
cis-1,3-Dichloropropene	ND		ug/l	0.50	0.14	1
Bromoform	ND		ug/l	2.0	0.65	1
1,1,2,2-Tetrachloroethane	ND		ug/l	0.50	0.17	1
Benzene	ND		ug/l	0.50	0.16	1
Toluene	ND		ug/l	2.5	0.70	1
Ethylbenzene	ND		ug/l	2.5	0.70	1
Chloromethane	ND		ug/l	2.5	0.70	1
Bromomethane	ND		ug/l	2.5	0.70	1
Vinyl chloride	ND		ug/l	1.0	0.07	1
Chloroethane	ND		ug/l	2.5	0.70	1
1,1-Dichloroethene	ND		ug/l	0.50	0.17	1
trans-1,2-Dichloroethene	ND		ug/l	2.5	0.70	1
Trichloroethene	ND		ug/l	0.50	0.18	1
1,2-Dichlorobenzene	ND		ug/l	2.5	0.70	1

Project Name: AOC-32 SURFACE WATER SAMPLING
Project Number: 0127981-025

Lab Number: L2220562
Report Date: 05/26/22

SAMPLE RESULTS

Lab ID: L2220562-03
 Client ID: SW-POND-01-1.5
 Sample Location: BATH, NY

Date Collected: 04/20/22 11:30
 Date Received: 04/20/22
 Field Prep: Not Specified

Sample Depth:

Parameter	Result	Qualifier	Units	RL	MDL	Dilution Factor
Volatile Organics by GC/MS - Westborough Lab						
1,3-Dichlorobenzene	ND		ug/l	2.5	0.70	1
1,4-Dichlorobenzene	ND		ug/l	2.5	0.70	1
Methyl tert butyl ether	ND		ug/l	2.5	0.70	1
p/m-Xylene	ND		ug/l	2.5	0.70	1
o-Xylene	ND		ug/l	2.5	0.70	1
cis-1,2-Dichloroethene	ND		ug/l	2.5	0.70	1
Styrene	ND		ug/l	2.5	0.70	1
Dichlorodifluoromethane	ND		ug/l	5.0	1.0	1
Acetone	ND		ug/l	5.0	1.5	1
Carbon disulfide	ND		ug/l	5.0	1.0	1
2-Butanone	ND		ug/l	5.0	1.9	1
4-Methyl-2-pentanone	ND		ug/l	5.0	1.0	1
2-Hexanone	ND		ug/l	5.0	1.0	1
Bromochloromethane	ND		ug/l	2.5	0.70	1
1,2-Dibromoethane	ND		ug/l	2.0	0.65	1
1,2-Dibromo-3-chloropropane	ND		ug/l	2.5	0.70	1
Isopropylbenzene	ND		ug/l	2.5	0.70	1
1,2,3-Trichlorobenzene	ND		ug/l	2.5	0.70	1
1,2,4-Trichlorobenzene	ND		ug/l	2.5	0.70	1
Methyl Acetate	ND		ug/l	2.0	0.23	1
Cyclohexane	ND		ug/l	10	0.27	1
1,4-Dioxane	ND		ug/l	250	61.	1
Freon-113	ND		ug/l	2.5	0.70	1
Methyl cyclohexane	ND		ug/l	10	0.40	1

Surrogate	% Recovery	Qualifier	Acceptance Criteria
1,2-Dichloroethane-d4	117		70-130
Toluene-d8	98		70-130
4-Bromofluorobenzene	104		70-130
Dibromofluoromethane	119		70-130

Project Name: AOC-32 SURFACE WATER SAMPLING
Project Number: 0127981-025

Lab Number: L2220562
Report Date: 05/26/22

SAMPLE RESULTS

Lab ID: L2220562-04
 Client ID: 4125-041922-0001
 Sample Location: BATH, NY

Date Collected: 04/19/22 00:00
 Date Received: 04/20/22
 Field Prep: Not Specified

Sample Depth:
 Matrix: Water
 Analytical Method: 1,8260C
 Analytical Date: 04/22/22 11:21
 Analyst: LAC

Parameter	Result	Qualifier	Units	RL	MDL	Dilution Factor
Volatile Organics by GC/MS - Westborough Lab						
Methylene chloride	ND		ug/l	2.5	0.70	1
1,1-Dichloroethane	ND		ug/l	2.5	0.70	1
Chloroform	ND		ug/l	2.5	0.70	1
Carbon tetrachloride	ND		ug/l	0.50	0.13	1
1,2-Dichloropropane	ND		ug/l	1.0	0.14	1
Dibromochloromethane	ND		ug/l	0.50	0.15	1
1,1,2-Trichloroethane	ND		ug/l	1.5	0.50	1
Tetrachloroethene	ND		ug/l	0.50	0.18	1
Chlorobenzene	ND		ug/l	2.5	0.70	1
Trichlorofluoromethane	ND		ug/l	2.5	0.70	1
1,2-Dichloroethane	ND		ug/l	0.50	0.13	1
1,1,1-Trichloroethane	ND		ug/l	2.5	0.70	1
Bromodichloromethane	ND		ug/l	0.50	0.19	1
trans-1,3-Dichloropropene	ND		ug/l	0.50	0.16	1
cis-1,3-Dichloropropene	ND		ug/l	0.50	0.14	1
Bromoform	ND		ug/l	2.0	0.65	1
1,1,2,2-Tetrachloroethane	ND		ug/l	0.50	0.17	1
Benzene	ND		ug/l	0.50	0.16	1
Toluene	ND		ug/l	2.5	0.70	1
Ethylbenzene	ND		ug/l	2.5	0.70	1
Chloromethane	ND		ug/l	2.5	0.70	1
Bromomethane	ND		ug/l	2.5	0.70	1
Vinyl chloride	ND		ug/l	1.0	0.07	1
Chloroethane	ND		ug/l	2.5	0.70	1
1,1-Dichloroethene	ND		ug/l	0.50	0.17	1
trans-1,2-Dichloroethene	ND		ug/l	2.5	0.70	1
Trichloroethene	ND		ug/l	0.50	0.18	1
1,2-Dichlorobenzene	ND		ug/l	2.5	0.70	1

Project Name: AOC-32 SURFACE WATER SAMPLING
Project Number: 0127981-025

Lab Number: L2220562
Report Date: 05/26/22

SAMPLE RESULTS

Lab ID: L2220562-04
 Client ID: 4125-041922-0001
 Sample Location: BATH, NY

Date Collected: 04/19/22 00:00
 Date Received: 04/20/22
 Field Prep: Not Specified

Sample Depth:

Parameter	Result	Qualifier	Units	RL	MDL	Dilution Factor
Volatile Organics by GC/MS - Westborough Lab						
1,3-Dichlorobenzene	ND		ug/l	2.5	0.70	1
1,4-Dichlorobenzene	ND		ug/l	2.5	0.70	1
Methyl tert butyl ether	ND		ug/l	2.5	0.70	1
p/m-Xylene	ND		ug/l	2.5	0.70	1
o-Xylene	ND		ug/l	2.5	0.70	1
cis-1,2-Dichloroethene	ND		ug/l	2.5	0.70	1
Styrene	ND		ug/l	2.5	0.70	1
Dichlorodifluoromethane	ND		ug/l	5.0	1.0	1
Acetone	ND		ug/l	5.0	1.5	1
Carbon disulfide	ND		ug/l	5.0	1.0	1
2-Butanone	ND		ug/l	5.0	1.9	1
4-Methyl-2-pentanone	ND		ug/l	5.0	1.0	1
2-Hexanone	ND		ug/l	5.0	1.0	1
Bromochloromethane	ND		ug/l	2.5	0.70	1
1,2-Dibromoethane	ND		ug/l	2.0	0.65	1
1,2-Dibromo-3-chloropropane	ND		ug/l	2.5	0.70	1
Isopropylbenzene	ND		ug/l	2.5	0.70	1
1,2,3-Trichlorobenzene	ND		ug/l	2.5	0.70	1
1,2,4-Trichlorobenzene	ND		ug/l	2.5	0.70	1
Methyl Acetate	ND		ug/l	2.0	0.23	1
Cyclohexane	ND		ug/l	10	0.27	1
1,4-Dioxane	ND		ug/l	250	61.	1
Freon-113	ND		ug/l	2.5	0.70	1
Methyl cyclohexane	ND		ug/l	10	0.40	1

Surrogate	% Recovery	Qualifier	Acceptance Criteria
1,2-Dichloroethane-d4	114		70-130
Toluene-d8	98		70-130
4-Bromofluorobenzene	103		70-130
Dibromofluoromethane	117		70-130

Project Name: AOC-32 SURFACE WATER SAMPLING
Project Number: 0127981-025

Lab Number: L2220562
Report Date: 05/26/22

SAMPLE RESULTS

Lab ID: L2220562-06
 Client ID: 4125-042022-0001
 Sample Location: BATH, NY

Date Collected: 04/20/22 00:00
 Date Received: 04/20/22
 Field Prep: Not Specified

Sample Depth:

Matrix: Water
 Analytical Method: 1,8260C
 Analytical Date: 04/22/22 15:56
 Analyst: LAC

Parameter	Result	Qualifier	Units	RL	MDL	Dilution Factor
Volatile Organics by GC/MS - Westborough Lab						
Methylene chloride	ND		ug/l	2.5	0.70	1
1,1-Dichloroethane	ND		ug/l	2.5	0.70	1
Chloroform	ND		ug/l	2.5	0.70	1
Carbon tetrachloride	ND		ug/l	0.50	0.13	1
1,2-Dichloropropane	ND		ug/l	1.0	0.14	1
Dibromochloromethane	ND		ug/l	0.50	0.15	1
1,1,2-Trichloroethane	ND		ug/l	1.5	0.50	1
Tetrachloroethene	ND		ug/l	0.50	0.18	1
Chlorobenzene	ND		ug/l	2.5	0.70	1
Trichlorofluoromethane	ND		ug/l	2.5	0.70	1
1,2-Dichloroethane	ND		ug/l	0.50	0.13	1
1,1,1-Trichloroethane	ND		ug/l	2.5	0.70	1
Bromodichloromethane	ND		ug/l	0.50	0.19	1
trans-1,3-Dichloropropene	ND		ug/l	0.50	0.16	1
cis-1,3-Dichloropropene	ND		ug/l	0.50	0.14	1
Bromoform	ND		ug/l	2.0	0.65	1
1,1,2,2-Tetrachloroethane	ND		ug/l	0.50	0.17	1
Benzene	ND		ug/l	0.50	0.16	1
Toluene	ND		ug/l	2.5	0.70	1
Ethylbenzene	ND		ug/l	2.5	0.70	1
Chloromethane	ND		ug/l	2.5	0.70	1
Bromomethane	ND		ug/l	2.5	0.70	1
Vinyl chloride	ND		ug/l	1.0	0.07	1
Chloroethane	ND		ug/l	2.5	0.70	1
1,1-Dichloroethene	ND		ug/l	0.50	0.17	1
trans-1,2-Dichloroethene	ND		ug/l	2.5	0.70	1
Trichloroethene	ND		ug/l	0.50	0.18	1
1,2-Dichlorobenzene	ND		ug/l	2.5	0.70	1

Project Name: AOC-32 SURFACE WATER SAMPLING
Project Number: 0127981-025

Lab Number: L2220562
Report Date: 05/26/22

SAMPLE RESULTS

Lab ID: L2220562-06
 Client ID: 4125-042022-0001
 Sample Location: BATH, NY

Date Collected: 04/20/22 00:00
 Date Received: 04/20/22
 Field Prep: Not Specified

Sample Depth:

Parameter	Result	Qualifier	Units	RL	MDL	Dilution Factor
Volatile Organics by GC/MS - Westborough Lab						
1,3-Dichlorobenzene	ND		ug/l	2.5	0.70	1
1,4-Dichlorobenzene	ND		ug/l	2.5	0.70	1
Methyl tert butyl ether	ND		ug/l	2.5	0.70	1
p/m-Xylene	ND		ug/l	2.5	0.70	1
o-Xylene	ND		ug/l	2.5	0.70	1
cis-1,2-Dichloroethene	ND		ug/l	2.5	0.70	1
Styrene	ND		ug/l	2.5	0.70	1
Dichlorodifluoromethane	ND		ug/l	5.0	1.0	1
Acetone	ND		ug/l	5.0	1.5	1
Carbon disulfide	ND		ug/l	5.0	1.0	1
2-Butanone	ND		ug/l	5.0	1.9	1
4-Methyl-2-pentanone	ND		ug/l	5.0	1.0	1
2-Hexanone	ND		ug/l	5.0	1.0	1
Bromochloromethane	ND		ug/l	2.5	0.70	1
1,2-Dibromoethane	ND		ug/l	2.0	0.65	1
1,2-Dibromo-3-chloropropane	ND		ug/l	2.5	0.70	1
Isopropylbenzene	ND		ug/l	2.5	0.70	1
1,2,3-Trichlorobenzene	ND		ug/l	2.5	0.70	1
1,2,4-Trichlorobenzene	ND		ug/l	2.5	0.70	1
Methyl Acetate	ND		ug/l	2.0	0.23	1
Cyclohexane	ND		ug/l	10	0.27	1
1,4-Dioxane	ND		ug/l	250	61.	1
Freon-113	ND		ug/l	2.5	0.70	1
Methyl cyclohexane	ND		ug/l	10	0.40	1

Surrogate	% Recovery	Qualifier	Acceptance Criteria
1,2-Dichloroethane-d4	118		70-130
Toluene-d8	97		70-130
4-Bromofluorobenzene	103		70-130
Dibromofluoromethane	118		70-130

Project Name: AOC-32 SURFACE WATER SAMPLING
Project Number: 0127981-025

Lab Number: L2220562
Report Date: 05/26/22

Method Blank Analysis
Batch Quality Control

Analytical Method: 1,8260C
Analytical Date: 04/22/22 08:51
Analyst: PD

Parameter	Result	Qualifier	Units	RL	MDL
Volatile Organics by GC/MS - Westborough Lab for sample(s): 01-04,06 Batch: WG1630666-5					
Methylene chloride	ND		ug/l	2.5	0.70
1,1-Dichloroethane	ND		ug/l	2.5	0.70
Chloroform	ND		ug/l	2.5	0.70
Carbon tetrachloride	ND		ug/l	0.50	0.13
1,2-Dichloropropane	ND		ug/l	1.0	0.14
Dibromochloromethane	ND		ug/l	0.50	0.15
1,1,2-Trichloroethane	ND		ug/l	1.5	0.50
Tetrachloroethene	ND		ug/l	0.50	0.18
Chlorobenzene	ND		ug/l	2.5	0.70
Trichlorofluoromethane	ND		ug/l	2.5	0.70
1,2-Dichloroethane	ND		ug/l	0.50	0.13
1,1,1-Trichloroethane	ND		ug/l	2.5	0.70
Bromodichloromethane	ND		ug/l	0.50	0.19
trans-1,3-Dichloropropene	ND		ug/l	0.50	0.16
cis-1,3-Dichloropropene	ND		ug/l	0.50	0.14
Bromoform	ND		ug/l	2.0	0.65
1,1,2,2-Tetrachloroethane	ND		ug/l	0.50	0.17
Benzene	ND		ug/l	0.50	0.16
Toluene	ND		ug/l	2.5	0.70
Ethylbenzene	ND		ug/l	2.5	0.70
Chloromethane	ND		ug/l	2.5	0.70
Bromomethane	ND		ug/l	2.5	0.70
Vinyl chloride	ND		ug/l	1.0	0.07
Chloroethane	ND		ug/l	2.5	0.70
1,1-Dichloroethene	ND		ug/l	0.50	0.17
trans-1,2-Dichloroethene	ND		ug/l	2.5	0.70
Trichloroethene	ND		ug/l	0.50	0.18
1,2-Dichlorobenzene	ND		ug/l	2.5	0.70
1,3-Dichlorobenzene	ND		ug/l	2.5	0.70

Project Name: AOC-32 SURFACE WATER SAMPLING
Project Number: 0127981-025

Lab Number: L2220562
Report Date: 05/26/22

Method Blank Analysis Batch Quality Control

Analytical Method: 1,8260C
Analytical Date: 04/22/22 08:51
Analyst: PD

Parameter	Result	Qualifier	Units	RL	MDL
Volatile Organics by GC/MS - Westborough Lab for sample(s): 01-04,06 Batch: WG1630666-5					
1,4-Dichlorobenzene	ND		ug/l	2.5	0.70
Methyl tert butyl ether	ND		ug/l	2.5	0.70
p/m-Xylene	ND		ug/l	2.5	0.70
o-Xylene	ND		ug/l	2.5	0.70
cis-1,2-Dichloroethene	ND		ug/l	2.5	0.70
Styrene	ND		ug/l	2.5	0.70
Dichlorodifluoromethane	ND		ug/l	5.0	1.0
Acetone	ND		ug/l	5.0	1.5
Carbon disulfide	ND		ug/l	5.0	1.0
2-Butanone	ND		ug/l	5.0	1.9
4-Methyl-2-pentanone	ND		ug/l	5.0	1.0
2-Hexanone	ND		ug/l	5.0	1.0
Bromochloromethane	ND		ug/l	2.5	0.70
1,2-Dibromoethane	ND		ug/l	2.0	0.65
1,2-Dibromo-3-chloropropane	ND		ug/l	2.5	0.70
Isopropylbenzene	ND		ug/l	2.5	0.70
1,2,3-Trichlorobenzene	ND		ug/l	2.5	0.70
1,2,4-Trichlorobenzene	ND		ug/l	2.5	0.70
Methyl Acetate	ND		ug/l	2.0	0.23
Cyclohexane	ND		ug/l	10	0.27
1,4-Dioxane	ND		ug/l	250	61.
Freon-113	ND		ug/l	2.5	0.70
Methyl cyclohexane	ND		ug/l	10	0.40

Project Name: AOC-32 SURFACE WATER SAMPLING
Project Number: 0127981-025

Lab Number: L2220562
Report Date: 05/26/22

**Method Blank Analysis
Batch Quality Control**

Analytical Method: 1,8260C
Analytical Date: 04/22/22 08:51
Analyst: PD

Parameter	Result	Qualifier	Units	RL	MDL
Volatile Organics by GC/MS - Westborough Lab for sample(s): 01-04,06 Batch: WG1630666-5					

Surrogate	%Recovery	Qualifier	Acceptance Criteria
1,2-Dichloroethane-d4	104		70-130
Toluene-d8	100		70-130
4-Bromofluorobenzene	103		70-130
Dibromofluoromethane	112		70-130

Lab Control Sample Analysis

Batch Quality Control

Project Name: AOC-32 SURFACE WATER SAMPLING
Project Number: 0127981-025

Lab Number: L2220562
Report Date: 05/26/22

Parameter	LCS		LCSD		%Recovery		RPD	RPD	
	%Recovery	Qual	%Recovery	Qual	Limits	Qual		Limits	
Volatile Organics by GC/MS - Westborough Lab Associated sample(s): 01-04,06 Batch: WG1630666-3 WG1630666-4									
Methylene chloride	100		100		70-130		0		20
1,1-Dichloroethane	100		110		70-130		10		20
Chloroform	100		100		70-130		0		20
Carbon tetrachloride	110		110		63-132		0		20
1,2-Dichloropropane	96		99		70-130		3		20
Dibromochloromethane	94		92		63-130		2		20
1,1,2-Trichloroethane	81		80		70-130		1		20
Tetrachloroethene	100		100		70-130		0		20
Chlorobenzene	98		98		75-130		0		20
Trichlorofluoromethane	110		120		62-150		9		20
1,2-Dichloroethane	97		100		70-130		3		20
1,1,1-Trichloroethane	110		110		67-130		0		20
Bromodichloromethane	94		98		67-130		4		20
trans-1,3-Dichloropropene	78		79		70-130		1		20
cis-1,3-Dichloropropene	81		82		70-130		1		20
Bromoform	82		83		54-136		1		20
1,1,2,2-Tetrachloroethane	89		92		67-130		3		20
Benzene	100		100		70-130		0		20
Toluene	97		97		70-130		0		20
Ethylbenzene	100		100		70-130		0		20
Chloromethane	95		97		64-130		2		20
Bromomethane	69		72		39-139		4		20
Vinyl chloride	88		90		55-140		2		20

Lab Control Sample Analysis

Batch Quality Control

Project Name: AOC-32 SURFACE WATER SAMPLING

Lab Number: L2220562

Project Number: 0127981-025

Report Date: 05/26/22

Parameter	LCS		LCSD		%Recovery Limits	RPD	Qual	RPD Limits
	%Recovery	Qual	%Recovery	Qual				
Volatile Organics by GC/MS - Westborough Lab Associated sample(s): 01-04,06 Batch: WG1630666-3 WG1630666-4								
Chloroethane	87		90		55-138	3		20
1,1-Dichloroethene	110		110		61-145	0		20
trans-1,2-Dichloroethene	100		110		70-130	10		20
Trichloroethene	99		100		70-130	1		20
1,2-Dichlorobenzene	96		98		70-130	2		20
1,3-Dichlorobenzene	97		96		70-130	1		20
1,4-Dichlorobenzene	96		97		70-130	1		20
Methyl tert butyl ether	87		90		63-130	3		20
p/m-Xylene	100		100		70-130	0		20
o-Xylene	100		100		70-130	0		20
cis-1,2-Dichloroethene	100		100		70-130	0		20
Styrene	90		90		70-130	0		20
Dichlorodifluoromethane	90		90		36-147	0		20
Acetone	88		90		58-148	2		20
Carbon disulfide	110		110		51-130	0		20
2-Butanone	82		96		63-138	16		20
4-Methyl-2-pentanone	81		84		59-130	4		20
2-Hexanone	80		86		57-130	7		20
Bromochloromethane	97		97		70-130	0		20
1,2-Dibromoethane	91		91		70-130	0		20
1,2-Dibromo-3-chloropropane	79		86		41-144	8		20
Isopropylbenzene	110		110		70-130	0		20
1,2,3-Trichlorobenzene	91		95		70-130	4		20

Lab Control Sample Analysis Batch Quality Control

Project Name: AOC-32 SURFACE WATER SAMPLING
Project Number: 0127981-025

Lab Number: L2220562
Report Date: 05/26/22

Parameter	LCS %Recovery	Qual	LCSD %Recovery	Qual	%Recovery Limits	RPD	Qual	RPD Limits
Volatile Organics by GC/MS - Westborough Lab Associated sample(s): 01-04,06 Batch: WG1630666-3 WG1630666-4								
1,2,4-Trichlorobenzene	92		97		70-130	5		20
Methyl Acetate	94		90		70-130	4		20
Cyclohexane	110		110		70-130	0		20
1,4-Dioxane	84		92		56-162	9		20
Freon-113	120		120		70-130	0		20
Methyl cyclohexane	92		95		70-130	3		20

Surrogate	LCS %Recovery	Qual	LCSD %Recovery	Qual	Acceptance Criteria
1,2-Dichloroethane-d4	98		98		70-130
Toluene-d8	101		101		70-130
4-Bromofluorobenzene	107		106		70-130
Dibromofluoromethane	98		100		70-130

SEMIVOLATILES

Project Name: AOC-32 SURFACE WATER SAMPLING**Lab Number:** L2220562**Project Number:** 0127981-025**Report Date:** 05/26/22**SAMPLE RESULTS**

Lab ID: L2220562-01
 Client ID: SW-BGKD-02-0.5
 Sample Location: BATH, NY

Date Collected: 04/19/22 12:30
 Date Received: 04/20/22
 Field Prep: Not Specified

Sample Depth:

Matrix: Water
 Analytical Method: 1,8270D-SIM
 Analytical Date: 04/25/22 23:00
 Analyst: DB

Extraction Method: EPA 3510C
 Extraction Date: 04/22/22 13:42

Parameter	Result	Qualifier	Units	RL	MDL	Dilution Factor
1,4 Dioxane by 8270D-SIM - Mansfield Lab						
1,4-Dioxane	ND		ng/l	139	31.4	1
Surrogate			% Recovery	Qualifier	Acceptance Criteria	
1,4-Dioxane-d8			29		15-110	

Project Name: AOC-32 SURFACE WATER SAMPLING
Project Number: 0127981-025

Lab Number: L2220562
Report Date: 05/26/22

SAMPLE RESULTS

Lab ID: L2220562-01
 Client ID: SW-BGKD-02-0.5
 Sample Location: BATH, NY

Date Collected: 04/19/22 12:30
 Date Received: 04/20/22
 Field Prep: Not Specified

Sample Depth:

Matrix: Water
 Analytical Method: 134,LCMSMS-ID
 Analytical Date: 04/27/22 00:31
 Analyst: RS

Extraction Method: ALPHA 23528
 Extraction Date: 04/25/22 17:37

Parameter	Result	Qualifier	Units	RL	MDL	Dilution Factor
Perfluorinated Alkyl Acids by Isotope Dilution - Mansfield Lab						
Perfluorobutanoic Acid (PFBA)	0.505	J	ng/l	1.80	0.368	1
Perfluoropentanoic Acid (PFPeA)	ND		ng/l	1.80	0.357	1
Perfluorobutanesulfonic Acid (PFBS)	ND		ng/l	1.80	0.215	1
Perfluorohexanoic Acid (PFHxA)	ND		ng/l	1.80	0.296	1
Perfluoroheptanoic Acid (PFHpA)	ND		ng/l	1.80	0.203	1
Perfluorohexanesulfonic Acid (PFHxS)	ND		ng/l	1.80	0.339	1
Perfluorooctanoic Acid (PFOA)	0.220	JF	ng/l	1.80	0.213	1
1H,1H,2H,2H-Perfluorooctanesulfonic Acid (6:2FTS)	2.20		ng/l	1.80	1.20	1
Perfluoroheptanesulfonic Acid (PFHpS)	ND		ng/l	1.80	0.620	1
Perfluorononanoic Acid (PFNA)	ND		ng/l	1.80	0.281	1
Perfluorooctanesulfonic Acid (PFOS)	ND		ng/l	1.80	0.454	1
Perfluorodecanoic Acid (PFDA)	ND		ng/l	1.80	0.274	1
1H,1H,2H,2H-Perfluorodecanesulfonic Acid (8:2FTS)	ND		ng/l	1.80	1.09	1
N-Methyl Perfluorooctanesulfonamidoacetic Acid (NMeFOSAA)	ND		ng/l	1.80	0.584	1
Perfluoroundecanoic Acid (PFUnA)	ND		ng/l	1.80	0.234	1
Perfluorodecanesulfonic Acid (PFDS)	ND		ng/l	1.80	0.884	1
Perfluorooctanesulfonamide (FOSA)	ND		ng/l	1.80	0.523	1
N-Ethyl Perfluorooctanesulfonamidoacetic Acid (NEtFOSAA)	ND		ng/l	1.80	0.725	1
Perfluorododecanoic Acid (PFDoA)	ND		ng/l	1.80	0.335	1
Perfluorotridecanoic Acid (PFTrDA)	ND		ng/l	1.80	0.295	1
Perfluorotetradecanoic Acid (PFTA)	ND		ng/l	1.80	0.224	1
PFOA/PFOS, Total	0.220	J	ng/l	1.80	0.213	1

Project Name: AOC-32 SURFACE WATER SAMPLING
Project Number: 0127981-025

Lab Number: L2220562
Report Date: 05/26/22

SAMPLE RESULTS

Lab ID: L2220562-01
 Client ID: SW-BGKD-02-0.5
 Sample Location: BATH, NY

Date Collected: 04/19/22 12:30
 Date Received: 04/20/22
 Field Prep: Not Specified

Sample Depth:

Parameter	Result	Qualifier	Units	RL	MDL	Dilution Factor
Perfluorinated Alkyl Acids by Isotope Dilution - Mansfield Lab						

Surrogate (Extracted Internal Standard)	% Recovery	Qualifier	Acceptance Criteria
Perfluoro[13C4]Butanoic Acid (MPFBA)	88		58-132
Perfluoro[13C5]Pentanoic Acid (M5PFPEA)	139		62-163
Perfluoro[2,3,4-13C3]Butanesulfonic Acid (M3PFBS)	92		70-131
Perfluoro[1,2,3,4,6-13C5]Hexanoic Acid (M5PFHxA)	85		57-129
Perfluoro[1,2,3,4-13C4]Heptanoic Acid (M4PFHpA)	69		60-129
Perfluoro[1,2,3-13C3]Hexanesulfonic Acid (M3PFHxS)	97		71-134
Perfluoro[13C8]Octanoic Acid (M8PFOA)	94		62-129
1H,1H,2H,2H-Perfluoro[1,2-13C2]Octanesulfonic Acid (M2-6:2FTS)	107		14-147
Perfluoro[13C9]Nonanoic Acid (M9PFNA)	94		59-139
Perfluoro[13C8]Octanesulfonic Acid (M8PFOS)	95		69-131
Perfluoro[1,2,3,4,5,6-13C6]Decanoic Acid (M6PFDA)	90		62-124
1H,1H,2H,2H-Perfluoro[1,2-13C2]Decanesulfonic Acid (M2-8:2FTS)	98		10-162
N-Deuteriomethylperfluoro-1-octanesulfonamidoacetic Acid (d3-NMeFOSAA)	119	Q	24-116
Perfluoro[1,2,3,4,5,6,7-13C7]Undecanoic Acid (M7-PFUDA)	104		55-137
Perfluoro[13C8]Octanesulfonamide (M8FOSA)	22		10-112
N-Deuterioethylperfluoro-1-octanesulfonamidoacetic Acid (d5-NEtFOSAA)	97		27-126
Perfluoro[1,2-13C2]Dodecanoic Acid (MPFDOA)	115		48-131
Perfluoro[1,2-13C2]Tetradecanoic Acid (M2PFTEDA)	79		22-136

Project Name: AOC-32 SURFACE WATER SAMPLING**Lab Number:** L2220562**Project Number:** 0127981-025**Report Date:** 05/26/22**SAMPLE RESULTS**

Lab ID: L2220562-02
 Client ID: SW-BGKD-01-0.75
 Sample Location: BATH, NY

Date Collected: 04/19/22 13:00
 Date Received: 04/20/22
 Field Prep: Not Specified

Sample Depth:

Matrix: Water
 Analytical Method: 1,8270D-SIM
 Analytical Date: 04/25/22 23:23
 Analyst: DB

Extraction Method: EPA 3510C
 Extraction Date: 04/22/22 13:42

Parameter	Result	Qualifier	Units	RL	MDL	Dilution Factor
1,4 Dioxane by 8270D-SIM - Mansfield Lab						
1,4-Dioxane	ND		ng/l	139	31.4	1
Surrogate			% Recovery	Qualifier	Acceptance Criteria	
1,4-Dioxane-d8			32		15-110	

Project Name: AOC-32 SURFACE WATER SAMPLING
Project Number: 0127981-025

Lab Number: L2220562
Report Date: 05/26/22

SAMPLE RESULTS

Lab ID: L2220562-02
 Client ID: SW-BGKD-01-0.75
 Sample Location: BATH, NY

Date Collected: 04/19/22 13:00
 Date Received: 04/20/22
 Field Prep: Not Specified

Sample Depth:

Matrix: Water
 Analytical Method: 134,LCMSMS-ID
 Analytical Date: 04/27/22 01:05
 Analyst: RS

Extraction Method: ALPHA 23528
 Extraction Date: 04/25/22 17:37

Parameter	Result	Qualifier	Units	RL	MDL	Dilution Factor
Perfluorinated Alkyl Acids by Isotope Dilution - Mansfield Lab						
Perfluorobutanoic Acid (PFBA)	0.491	J	ng/l	1.79	0.366	1
Perfluoropentanoic Acid (PFPeA)	ND		ng/l	1.79	0.355	1
Perfluorobutanesulfonic Acid (PFBS)	0.219	J	ng/l	1.79	0.213	1
Perfluorohexanoic Acid (PFHxA)	0.301	JF	ng/l	1.79	0.294	1
Perfluoroheptanoic Acid (PFHpA)	ND		ng/l	1.79	0.202	1
Perfluorohexanesulfonic Acid (PFHxS)	ND		ng/l	1.79	0.337	1
Perfluorooctanoic Acid (PFOA)	0.301	J	ng/l	1.79	0.212	1
1H,1H,2H,2H-Perfluorooctanesulfonic Acid (6:2FTS)	2.01		ng/l	1.79	1.19	1
Perfluoroheptanesulfonic Acid (PFHpS)	ND		ng/l	1.79	0.617	1
Perfluorononanoic Acid (PFNA)	ND		ng/l	1.79	0.280	1
Perfluorooctanesulfonic Acid (PFOS)	ND		ng/l	1.79	0.452	1
Perfluorodecanoic Acid (PFDA)	ND		ng/l	1.79	0.272	1
1H,1H,2H,2H-Perfluorodecanesulfonic Acid (8:2FTS)	ND		ng/l	1.79	1.09	1
N-Methyl Perfluorooctanesulfonamidoacetic Acid (NMeFOSAA)	ND		ng/l	1.79	0.581	1
Perfluoroundecanoic Acid (PFUnA)	ND		ng/l	1.79	0.233	1
Perfluorodecanesulfonic Acid (PFDS)	ND		ng/l	1.79	0.878	1
Perfluorooctanesulfonamide (FOSA)	ND		ng/l	1.79	0.520	1
N-Ethyl Perfluorooctanesulfonamidoacetic Acid (NEtFOSAA)	ND		ng/l	1.79	0.721	1
Perfluorododecanoic Acid (PFDoA)	ND		ng/l	1.79	0.333	1
Perfluorotridecanoic Acid (PFTrDA)	ND		ng/l	1.79	0.293	1
Perfluorotetradecanoic Acid (PFTA)	ND		ng/l	1.79	0.222	1
PFOA/PFOS, Total	0.301	J	ng/l	1.79	0.212	1

Project Name: AOC-32 SURFACE WATER SAMPLING
Project Number: 0127981-025

Lab Number: L2220562
Report Date: 05/26/22

SAMPLE RESULTS

Lab ID: L2220562-02
 Client ID: SW-BGKD-01-0.75
 Sample Location: BATH, NY

Date Collected: 04/19/22 13:00
 Date Received: 04/20/22
 Field Prep: Not Specified

Sample Depth:

Parameter	Result	Qualifier	Units	RL	MDL	Dilution Factor
Perfluorinated Alkyl Acids by Isotope Dilution - Mansfield Lab						

Surrogate (Extracted Internal Standard)	% Recovery	Qualifier	Acceptance Criteria
Perfluoro[13C4]Butanoic Acid (MPFBA)	97		58-132
Perfluoro[13C5]Pentanoic Acid (M5PFPEA)	153		62-163
Perfluoro[2,3,4-13C3]Butanesulfonic Acid (M3PFBS)	97		70-131
Perfluoro[1,2,3,4,6-13C5]Hexanoic Acid (M5PFHxA)	93		57-129
Perfluoro[1,2,3,4-13C4]Heptanoic Acid (M4PFHpA)	90		60-129
Perfluoro[1,2,3-13C3]Hexanesulfonic Acid (M3PFHxS)	105		71-134
Perfluoro[13C8]Octanoic Acid (M8PFOA)	101		62-129
1H,1H,2H,2H-Perfluoro[1,2-13C2]Octanesulfonic Acid (M2-6:2FTS)	112		14-147
Perfluoro[13C9]Nonanoic Acid (M9PFNA)	100		59-139
Perfluoro[13C8]Octanesulfonic Acid (M8PFOS)	99		69-131
Perfluoro[1,2,3,4,5,6-13C6]Decanoic Acid (M6PFDA)	97		62-124
1H,1H,2H,2H-Perfluoro[1,2-13C2]Decanesulfonic Acid (M2-8:2FTS)	108		10-162
N-Deuteriomethylperfluoro-1-octanesulfonamidoacetic Acid (d3-NMeFOSAA)	149	Q	24-116
Perfluoro[1,2,3,4,5,6,7-13C7]Undecanoic Acid (M7-PFUDA)	109		55-137
Perfluoro[13C8]Octanesulfonamide (M8FOSA)	29		10-112
N-Deuterioethylperfluoro-1-octanesulfonamidoacetic Acid (d5-NEtFOSAA)	127	Q	27-126
Perfluoro[1,2-13C2]Dodecanoic Acid (MPFDOA)	112		48-131
Perfluoro[1,2-13C2]Tetradecanoic Acid (M2PFTEDA)	78		22-136

Project Name: AOC-32 SURFACE WATER SAMPLING**Lab Number:** L2220562**Project Number:** 0127981-025**Report Date:** 05/26/22**SAMPLE RESULTS**

Lab ID: L2220562-03
 Client ID: SW-POND-01-1.5
 Sample Location: BATH, NY

Date Collected: 04/20/22 11:30
 Date Received: 04/20/22
 Field Prep: Not Specified

Sample Depth:

Matrix: Water
 Analytical Method: 1,8270D-SIM
 Analytical Date: 04/25/22 23:46
 Analyst: DB

Extraction Method: EPA 3510C
 Extraction Date: 04/22/22 13:42

Parameter	Result	Qualifier	Units	RL	MDL	Dilution Factor
1,4 Dioxane by 8270D-SIM - Mansfield Lab						
1,4-Dioxane	ND		ng/l	139	31.4	1
Surrogate			% Recovery	Qualifier	Acceptance Criteria	
1,4-Dioxane-d8			31		15-110	

Project Name: AOC-32 SURFACE WATER SAMPLING
Project Number: 0127981-025

Lab Number: L2220562
Report Date: 05/26/22

SAMPLE RESULTS

Lab ID: L2220562-03
 Client ID: SW-POND-01-1.5
 Sample Location: BATH, NY

Date Collected: 04/20/22 11:30
 Date Received: 04/20/22
 Field Prep: Not Specified

Sample Depth:

Matrix: Water
 Analytical Method: 134,LCMSMS-ID
 Analytical Date: 04/27/22 01:21
 Analyst: RS

Extraction Method: ALPHA 23528
 Extraction Date: 04/25/22 17:37

Parameter	Result	Qualifier	Units	RL	MDL	Dilution Factor
Perfluorinated Alkyl Acids by Isotope Dilution - Mansfield Lab						
Perfluorobutanoic Acid (PFBA)	0.704	J	ng/l	1.84	0.376	1
Perfluoropentanoic Acid (PFPeA)	ND		ng/l	1.84	0.365	1
Perfluorobutanesulfonic Acid (PFBS)	0.254	J	ng/l	1.84	0.219	1
Perfluorohexanoic Acid (PFHxA)	ND		ng/l	1.84	0.302	1
Perfluoroheptanoic Acid (PFHpA)	ND		ng/l	1.84	0.208	1
Perfluorohexanesulfonic Acid (PFHxS)	ND		ng/l	1.84	0.347	1
Perfluorooctanoic Acid (PFOA)	0.347	J	ng/l	1.84	0.218	1
1H,1H,2H,2H-Perfluorooctanesulfonic Acid (6:2FTS)	2.88		ng/l	1.84	1.23	1
Perfluoroheptanesulfonic Acid (PFHpS)	ND		ng/l	1.84	0.634	1
Perfluorononanoic Acid (PFNA)	ND		ng/l	1.84	0.288	1
Perfluorooctanesulfonic Acid (PFOS)	ND		ng/l	1.84	0.465	1
Perfluorodecanoic Acid (PFDA)	ND		ng/l	1.84	0.280	1
1H,1H,2H,2H-Perfluorodecanesulfonic Acid (8:2FTS)	ND		ng/l	1.84	1.12	1
N-Methyl Perfluorooctanesulfonamidoacetic Acid (NMeFOSAA)	ND		ng/l	1.84	0.597	1
Perfluoroundecanoic Acid (PFUnA)	ND		ng/l	1.84	0.240	1
Perfluorodecanesulfonic Acid (PFDS)	ND		ng/l	1.84	0.903	1
Perfluorooctanesulfonamide (FOSA)	ND		ng/l	1.84	0.535	1
N-Ethyl Perfluorooctanesulfonamidoacetic Acid (NEtFOSAA)	ND		ng/l	1.84	0.741	1
Perfluorododecanoic Acid (PFDoA)	ND		ng/l	1.84	0.343	1
Perfluorotridecanoic Acid (PFTrDA)	ND		ng/l	1.84	0.302	1
Perfluorotetradecanoic Acid (PFTA)	ND		ng/l	1.84	0.229	1
PFOA/PFOS, Total	0.347	J	ng/l	1.84	0.218	1

Project Name: AOC-32 SURFACE WATER SAMPLING
Project Number: 0127981-025

Lab Number: L2220562
Report Date: 05/26/22

SAMPLE RESULTS

Lab ID: L2220562-03
 Client ID: SW-POND-01-1.5
 Sample Location: BATH, NY

Date Collected: 04/20/22 11:30
 Date Received: 04/20/22
 Field Prep: Not Specified

Sample Depth:

Parameter	Result	Qualifier	Units	RL	MDL	Dilution Factor
Perfluorinated Alkyl Acids by Isotope Dilution - Mansfield Lab						

Surrogate (Extracted Internal Standard)	% Recovery	Qualifier	Acceptance Criteria
Perfluoro[13C4]Butanoic Acid (MPFBA)	97		58-132
Perfluoro[13C5]Pentanoic Acid (M5PFPEA)	155		62-163
Perfluoro[2,3,4-13C3]Butanesulfonic Acid (M3PFBS)	97		70-131
Perfluoro[1,2,3,4,6-13C5]Hexanoic Acid (M5PFHxA)	94		57-129
Perfluoro[1,2,3,4-13C4]Heptanoic Acid (M4PFHpA)	81		60-129
Perfluoro[1,2,3-13C3]Hexanesulfonic Acid (M3PFHxS)	107		71-134
Perfluoro[13C8]Octanoic Acid (M8PFOA)	103		62-129
1H,1H,2H,2H-Perfluoro[1,2-13C2]Octanesulfonic Acid (M2-6:2FTS)	129		14-147
Perfluoro[13C9]Nonanoic Acid (M9PFNA)	104		59-139
Perfluoro[13C8]Octanesulfonic Acid (M8PFOS)	101		69-131
Perfluoro[1,2,3,4,5,6-13C6]Decanoic Acid (M6PFDA)	97		62-124
1H,1H,2H,2H-Perfluoro[1,2-13C2]Decanesulfonic Acid (M2-8:2FTS)	111		10-162
N-Deuteriomethylperfluoro-1-octanesulfonamidoacetic Acid (d3-NMeFOSAA)	148	Q	24-116
Perfluoro[1,2,3,4,5,6,7-13C7]Undecanoic Acid (M7-PFUDA)	109		55-137
Perfluoro[13C8]Octanesulfonamide (M8FOSA)	32		10-112
N-Deuterioethylperfluoro-1-octanesulfonamidoacetic Acid (d5-NEtFOSAA)	97		27-126
Perfluoro[1,2-13C2]Dodecanoic Acid (MPFDOA)	119		48-131
Perfluoro[1,2-13C2]Tetradecanoic Acid (M2PFTEDA)	78		22-136

Project Name: AOC-32 SURFACE WATER SAMPLING
Project Number: 0127981-025

Lab Number: L2220562
Report Date: 05/26/22

SAMPLE RESULTS

Lab ID: L2220562-04
 Client ID: 4125-041922-0001
 Sample Location: BATH, NY

Date Collected: 04/19/22 00:00
 Date Received: 04/20/22
 Field Prep: Not Specified

Sample Depth:

Matrix: Water
 Analytical Method: 134,LCMSMS-ID
 Analytical Date: 04/27/22 01:38
 Analyst: RS

Extraction Method: ALPHA 23528
 Extraction Date: 04/25/22 17:37

Parameter	Result	Qualifier	Units	RL	MDL	Dilution Factor
Perfluorinated Alkyl Acids by Isotope Dilution - Mansfield Lab						
Perfluorobutanoic Acid (PFBA)	ND		ng/l	1.83	0.373	1
Perfluoropentanoic Acid (PFPeA)	ND		ng/l	1.83	0.362	1
Perfluorobutanesulfonic Acid (PFBS)	ND		ng/l	1.83	0.218	1
Perfluorohexanoic Acid (PFHxA)	ND		ng/l	1.83	0.300	1
Perfluoroheptanoic Acid (PFHpA)	ND		ng/l	1.83	0.206	1
Perfluorohexanesulfonic Acid (PFHxS)	ND		ng/l	1.83	0.344	1
Perfluorooctanoic Acid (PFOA)	ND		ng/l	1.83	0.216	1
1H,1H,2H,2H-Perfluorooctanesulfonic Acid (6:2FTS)	2.37		ng/l	1.83	1.22	1
Perfluoroheptanesulfonic Acid (PFHpS)	ND		ng/l	1.83	0.629	1
Perfluorononanoic Acid (PFNA)	ND		ng/l	1.83	0.285	1
Perfluorooctanesulfonic Acid (PFOS)	ND		ng/l	1.83	0.461	1
Perfluorodecanoic Acid (PFDA)	ND		ng/l	1.83	0.278	1
1H,1H,2H,2H-Perfluorodecanesulfonic Acid (8:2FTS)	ND		ng/l	1.83	1.11	1
N-Methyl Perfluorooctanesulfonamidoacetic Acid (NMeFOSAA)	ND		ng/l	1.83	0.592	1
Perfluoroundecanoic Acid (PFUnA)	ND		ng/l	1.83	0.238	1
Perfluorodecanesulfonic Acid (PFDS)	ND		ng/l	1.83	0.896	1
Perfluorooctanesulfonamide (FOSA)	ND		ng/l	1.83	0.530	1
N-Ethyl Perfluorooctanesulfonamidoacetic Acid (NEtFOSAA)	ND		ng/l	1.83	0.735	1
Perfluorododecanoic Acid (PFDoA)	ND		ng/l	1.83	0.340	1
Perfluorotridecanoic Acid (PFTrDA)	ND		ng/l	1.83	0.299	1
Perfluorotetradecanoic Acid (PFTA)	ND		ng/l	1.83	0.227	1
PFOA/PFOS, Total	ND		ng/l	1.83	0.216	1

Project Name: AOC-32 SURFACE WATER SAMPLING
Project Number: 0127981-025

Lab Number: L2220562
Report Date: 05/26/22

SAMPLE RESULTS

Lab ID: L2220562-04
 Client ID: 4125-041922-0001
 Sample Location: BATH, NY

Date Collected: 04/19/22 00:00
 Date Received: 04/20/22
 Field Prep: Not Specified

Sample Depth:

Parameter	Result	Qualifier	Units	RL	MDL	Dilution Factor
Perfluorinated Alkyl Acids by Isotope Dilution - Mansfield Lab						

Surrogate (Extracted Internal Standard)	% Recovery	Qualifier	Acceptance Criteria
Perfluoro[13C4]Butanoic Acid (MPFBA)	106		58-132
Perfluoro[13C5]Pentanoic Acid (M5PFPEA)	133		62-163
Perfluoro[2,3,4-13C3]Butanesulfonic Acid (M3PFBS)	105		70-131
Perfluoro[1,2,3,4,6-13C5]Hexanoic Acid (M5PFHxA)	106		57-129
Perfluoro[1,2,3,4-13C4]Heptanoic Acid (M4PFHpA)	105		60-129
Perfluoro[1,2,3-13C3]Hexanesulfonic Acid (M3PFHxS)	107		71-134
Perfluoro[13C8]Octanoic Acid (M8PFOA)	109		62-129
1H,1H,2H,2H-Perfluoro[1,2-13C2]Octanesulfonic Acid (M2-6:2FTS)	93		14-147
Perfluoro[13C9]Nonanoic Acid (M9PFNA)	95		59-139
Perfluoro[13C8]Octanesulfonic Acid (M8PFOS)	92		69-131
Perfluoro[1,2,3,4,5,6-13C6]Decanoic Acid (M6PFDA)	89		62-124
1H,1H,2H,2H-Perfluoro[1,2-13C2]Decanesulfonic Acid (M2-8:2FTS)	98		10-162
N-Deuteriomethylperfluoro-1-octanesulfonamidoacetic Acid (d3-NMeFOSAA)	145	Q	24-116
Perfluoro[1,2,3,4,5,6,7-13C7]Undecanoic Acid (M7-PFUDA)	99		55-137
Perfluoro[13C8]Octanesulfonamide (M8FOSA)	50		10-112
N-Deuterioethylperfluoro-1-octanesulfonamidoacetic Acid (d5-NEtFOSAA)	118		27-126
Perfluoro[1,2-13C2]Dodecanoic Acid (MPFDOA)	108		48-131
Perfluoro[1,2-13C2]Tetradecanoic Acid (M2PFTEDA)	81		22-136

Project Name: AOC-32 SURFACE WATER SAMPLING
Project Number: 0127981-025

Lab Number: L2220562
Report Date: 05/26/22

SAMPLE RESULTS

Lab ID: L2220562-05
 Client ID: 4125-042022-0002
 Sample Location: BATH, NY

Date Collected: 04/20/22 11:35
 Date Received: 04/20/22
 Field Prep: Not Specified

Sample Depth:

Matrix: Water
 Analytical Method: 134,LCMSMS-ID
 Analytical Date: 04/27/22 01:54
 Analyst: RS

Extraction Method: ALPHA 23528
 Extraction Date: 04/25/22 17:37

Parameter	Result	Qualifier	Units	RL	MDL	Dilution Factor
Perfluorinated Alkyl Acids by Isotope Dilution - Mansfield Lab						
Perfluorobutanoic Acid (PFBA)	ND		ng/l	1.84	0.376	1
Perfluoropentanoic Acid (PFPeA)	ND		ng/l	1.84	0.365	1
Perfluorobutanesulfonic Acid (PFBS)	ND		ng/l	1.84	0.219	1
Perfluorohexanoic Acid (PFHxA)	ND		ng/l	1.84	0.302	1
Perfluoroheptanoic Acid (PFHpA)	ND		ng/l	1.84	0.208	1
Perfluorohexanesulfonic Acid (PFHxS)	ND		ng/l	1.84	0.347	1
Perfluorooctanoic Acid (PFOA)	ND		ng/l	1.84	0.218	1
1H,1H,2H,2H-Perfluorooctanesulfonic Acid (6:2FTS)	1.99		ng/l	1.84	1.23	1
Perfluoroheptanesulfonic Acid (PFHpS)	ND		ng/l	1.84	0.634	1
Perfluorononanoic Acid (PFNA)	ND		ng/l	1.84	0.288	1
Perfluorooctanesulfonic Acid (PFOS)	ND		ng/l	1.84	0.465	1
Perfluorodecanoic Acid (PFDA)	ND		ng/l	1.84	0.280	1
1H,1H,2H,2H-Perfluorodecanesulfonic Acid (8:2FTS)	ND		ng/l	1.84	1.12	1
N-Methyl Perfluorooctanesulfonamidoacetic Acid (NMeFOSAA)	ND		ng/l	1.84	0.597	1
Perfluoroundecanoic Acid (PFUnA)	ND		ng/l	1.84	0.240	1
Perfluorodecanesulfonic Acid (PFDS)	ND		ng/l	1.84	0.904	1
Perfluorooctanesulfonamide (FOSA)	ND		ng/l	1.84	0.535	1
N-Ethyl Perfluorooctanesulfonamidoacetic Acid (NEtFOSAA)	ND		ng/l	1.84	0.741	1
Perfluorododecanoic Acid (PFDoA)	ND		ng/l	1.84	0.343	1
Perfluorotridecanoic Acid (PFTrDA)	ND		ng/l	1.84	0.302	1
Perfluorotetradecanoic Acid (PFTA)	ND		ng/l	1.84	0.229	1
PFOA/PFOS, Total	ND		ng/l	1.84	0.218	1

Project Name: AOC-32 SURFACE WATER SAMPLING
Project Number: 0127981-025

Lab Number: L2220562
Report Date: 05/26/22

SAMPLE RESULTS

Lab ID: L2220562-05
 Client ID: 4125-042022-0002
 Sample Location: BATH, NY

Date Collected: 04/20/22 11:35
 Date Received: 04/20/22
 Field Prep: Not Specified

Sample Depth:

Parameter	Result	Qualifier	Units	RL	MDL	Dilution Factor
Perfluorinated Alkyl Acids by Isotope Dilution - Mansfield Lab						

Surrogate (Extracted Internal Standard)	% Recovery	Qualifier	Acceptance Criteria
Perfluoro[13C4]Butanoic Acid (MPFBA)	94		58-132
Perfluoro[13C5]Pentanoic Acid (M5PFPEA)	167	Q	62-163
Perfluoro[2,3,4-13C3]Butanesulfonic Acid (M3PFBS)	97		70-131
Perfluoro[1,2,3,4,6-13C5]Hexanoic Acid (M5PFHxA)	103		57-129
Perfluoro[1,2,3,4-13C4]Heptanoic Acid (M4PFHpA)	99		60-129
Perfluoro[1,2,3-13C3]Hexanesulfonic Acid (M3PFHxS)	99		71-134
Perfluoro[13C8]Octanoic Acid (M8PFOA)	103		62-129
1H,1H,2H,2H-Perfluoro[1,2-13C2]Octanesulfonic Acid (M2-6:2FTS)	108		14-147
Perfluoro[13C9]Nonanoic Acid (M9PFNA)	105		59-139
Perfluoro[13C8]Octanesulfonic Acid (M8PFOS)	97		69-131
Perfluoro[1,2,3,4,5,6-13C6]Decanoic Acid (M6PFDA)	95		62-124
1H,1H,2H,2H-Perfluoro[1,2-13C2]Decanesulfonic Acid (M2-8:2FTS)	111		10-162
N-Deuteriomethylperfluoro-1-octanesulfonamidoacetic Acid (d3-NMeFOSAA)	152	Q	24-116
Perfluoro[1,2,3,4,5,6,7-13C7]Undecanoic Acid (M7-PFUDA)	102		55-137
Perfluoro[13C8]Octanesulfonamide (M8FOSA)	18		10-112
N-Deuterioethylperfluoro-1-octanesulfonamidoacetic Acid (d5-NEtFOSAA)	136	Q	27-126
Perfluoro[1,2-13C2]Dodecanoic Acid (MPFDOA)	114		48-131
Perfluoro[1,2-13C2]Tetradecanoic Acid (M2PFTEDA)	80		22-136

Project Name: AOC-32 SURFACE WATER SAMPLING**Lab Number:** L2220562**Project Number:** 0127981-025**Report Date:** 05/26/22**SAMPLE RESULTS**

Lab ID: L2220562-06
 Client ID: 4125-042022-0001
 Sample Location: BATH, NY

Date Collected: 04/20/22 00:00
 Date Received: 04/20/22
 Field Prep: Not Specified

Sample Depth:

Matrix: Water
 Analytical Method: 1,8270D-SIM
 Analytical Date: 04/26/22 00:09
 Analyst: DB

Extraction Method: EPA 3510C
 Extraction Date: 04/22/22 13:42

Parameter	Result	Qualifier	Units	RL	MDL	Dilution Factor
1,4 Dioxane by 8270D-SIM - Mansfield Lab						
1,4-Dioxane	ND		ng/l	139	31.4	1
Surrogate			% Recovery	Qualifier	Acceptance Criteria	
1,4-Dioxane-d8			27		15-110	

Project Name: AOC-32 SURFACE WATER SAMPLING
Project Number: 0127981-025

Lab Number: L2220562
Report Date: 05/26/22

SAMPLE RESULTS

Lab ID: L2220562-06
 Client ID: 4125-042022-0001
 Sample Location: BATH, NY

Date Collected: 04/20/22 00:00
 Date Received: 04/20/22
 Field Prep: Not Specified

Sample Depth:

Matrix: Water
 Analytical Method: 134,LCMSMS-ID
 Analytical Date: 04/27/22 02:11
 Analyst: RS

Extraction Method: ALPHA 23528
 Extraction Date: 04/25/22 17:37

Parameter	Result	Qualifier	Units	RL	MDL	Dilution Factor
Perfluorinated Alkyl Acids by Isotope Dilution - Mansfield Lab						
Perfluorobutanoic Acid (PFBA)	0.732	J	ng/l	1.84	0.375	1
Perfluoropentanoic Acid (PFPeA)	0.416	J	ng/l	1.84	0.364	1
Perfluorobutanesulfonic Acid (PFBS)	ND		ng/l	1.84	0.219	1
Perfluorohexanoic Acid (PFHxA)	ND		ng/l	1.84	0.302	1
Perfluoroheptanoic Acid (PFHpA)	ND		ng/l	1.84	0.207	1
Perfluorohexanesulfonic Acid (PFHxS)	ND		ng/l	1.84	0.346	1
Perfluorooctanoic Acid (PFOA)	0.276	J	ng/l	1.84	0.217	1
1H,1H,2H,2H-Perfluorooctanesulfonic Acid (6:2FTS)	1.47	J	ng/l	1.84	1.22	1
Perfluoroheptanesulfonic Acid (PFHpS)	ND		ng/l	1.84	0.633	1
Perfluorononanoic Acid (PFNA)	ND		ng/l	1.84	0.287	1
Perfluorooctanesulfonic Acid (PFOS)	ND		ng/l	1.84	0.463	1
Perfluorodecanoic Acid (PFDA)	ND		ng/l	1.84	0.280	1
1H,1H,2H,2H-Perfluorodecanesulfonic Acid (8:2FTS)	ND		ng/l	1.84	1.11	1
N-Methyl Perfluorooctanesulfonamidoacetic Acid (NMeFOSAA)	ND		ng/l	1.84	0.596	1
Perfluoroundecanoic Acid (PFUnA)	ND		ng/l	1.84	0.239	1
Perfluorodecanesulfonic Acid (PFDS)	ND		ng/l	1.84	0.901	1
Perfluorooctanesulfonamide (FOSA)	ND		ng/l	1.84	0.533	1
N-Ethyl Perfluorooctanesulfonamidoacetic Acid (NEtFOSAA)	ND		ng/l	1.84	0.739	1
Perfluorododecanoic Acid (PFDoA)	ND		ng/l	1.84	0.342	1
Perfluorotridecanoic Acid (PFTrDA)	ND		ng/l	1.84	0.301	1
Perfluorotetradecanoic Acid (PFTA)	ND		ng/l	1.84	0.228	1
PFOA/PFOS, Total	0.276	J	ng/l	1.84	0.217	1

Project Name: AOC-32 SURFACE WATER SAMPLING
Project Number: 0127981-025

Lab Number: L2220562
Report Date: 05/26/22

SAMPLE RESULTS

Lab ID: L2220562-06
 Client ID: 4125-042022-0001
 Sample Location: BATH, NY

Date Collected: 04/20/22 00:00
 Date Received: 04/20/22
 Field Prep: Not Specified

Sample Depth:

Parameter	Result	Qualifier	Units	RL	MDL	Dilution Factor
Perfluorinated Alkyl Acids by Isotope Dilution - Mansfield Lab						

Surrogate (Extracted Internal Standard)	% Recovery	Qualifier	Acceptance Criteria
Perfluoro[13C4]Butanoic Acid (MPFBA)	93		58-132
Perfluoro[13C5]Pentanoic Acid (M5PFPEA)	149		62-163
Perfluoro[2,3,4-13C3]Butanesulfonic Acid (M3PFBS)	94		70-131
Perfluoro[1,2,3,4,6-13C5]Hexanoic Acid (M5PFHxA)	85		57-129
Perfluoro[1,2,3,4-13C4]Heptanoic Acid (M4PFHpA)	74		60-129
Perfluoro[1,2,3-13C3]Hexanesulfonic Acid (M3PFHxS)	102		71-134
Perfluoro[13C8]Octanoic Acid (M8PFOA)	95		62-129
1H,1H,2H,2H-Perfluoro[1,2-13C2]Octanesulfonic Acid (M2-6:2FTS)	135		14-147
Perfluoro[13C9]Nonanoic Acid (M9PFNA)	99		59-139
Perfluoro[13C8]Octanesulfonic Acid (M8PFOS)	99		69-131
Perfluoro[1,2,3,4,5,6-13C6]Decanoic Acid (M6PFDA)	94		62-124
1H,1H,2H,2H-Perfluoro[1,2-13C2]Decanesulfonic Acid (M2-8:2FTS)	129		10-162
N-Deuteriomethylperfluoro-1-octanesulfonamidoacetic Acid (d3-NMeFOSAA)	146	Q	24-116
Perfluoro[1,2,3,4,5,6,7-13C7]Undecanoic Acid (M7-PFUDA)	109		55-137
Perfluoro[13C8]Octanesulfonamide (M8FOSA)	25		10-112
N-Deuterioethylperfluoro-1-octanesulfonamidoacetic Acid (d5-NEtFOSAA)	109		27-126
Perfluoro[1,2-13C2]Dodecanoic Acid (MPFDOA)	111		48-131
Perfluoro[1,2-13C2]Tetradecanoic Acid (M2PFTEDA)	82		22-136

Project Name: AOC-32 SURFACE WATER SAMPLING
Project Number: 0127981-025

Lab Number: L2220562
Report Date: 05/26/22

**Method Blank Analysis
Batch Quality Control**

Analytical Method: 1,8270D-SIM
Analytical Date: 04/25/22 14:51
Analyst: DB

Extraction Method: EPA 3510C
Extraction Date: 04/22/22 13:42

Parameter	Result	Qualifier	Units	RL	MDL
1,4 Dioxane by 8270D-SIM - Mansfield Lab for sample(s): 01-03,06 Batch: WG1629980-1					
1,4-Dioxane	ND		ng/l	150	33.9

Surrogate	%Recovery	Qualifier	Acceptance Criteria
1,4-Dioxane-d8	41		15-110

Project Name: AOC-32 SURFACE WATER SAMPLING
Project Number: 0127981-025

Lab Number: L2220562
Report Date: 05/26/22

Method Blank Analysis
Batch Quality Control

Analytical Method: 134,LCMSMS-ID
Analytical Date: 04/26/22 20:56
Analyst: RS

Extraction Method: ALPHA 23528
Extraction Date: 04/25/22 17:37

Parameter	Result	Qualifier	Units	RL	MDL
Perfluorinated Alkyl Acids by Isotope Dilution - Mansfield Lab for sample(s): 01-06 Batch: WG1630826-1					
Perfluorobutanoic Acid (PFBA)	ND		ng/l	2.00	0.408
Perfluoropentanoic Acid (PFPeA)	ND		ng/l	2.00	0.396
Perfluorobutanesulfonic Acid (PFBS)	ND		ng/l	2.00	0.238
Perfluorohexanoic Acid (PFHxA)	ND		ng/l	2.00	0.328
Perfluoroheptanoic Acid (PFHpA)	ND		ng/l	2.00	0.225
Perfluorohexanesulfonic Acid (PFHxS)	ND		ng/l	2.00	0.376
Perfluorooctanoic Acid (PFOA)	ND		ng/l	2.00	0.236
1H,1H,2H,2H-Perfluorooctanesulfonic Acid (6:2FTS)	1.82	J	ng/l	2.00	1.33
Perfluoroheptanesulfonic Acid (PFHpS)	ND		ng/l	2.00	0.688
Perfluorononanoic Acid (PFNA)	ND		ng/l	2.00	0.312
Perfluorooctanesulfonic Acid (PFOS)	ND		ng/l	2.00	0.504
Perfluorodecanoic Acid (PFDA)	ND		ng/l	2.00	0.304
1H,1H,2H,2H-Perfluorodecanesulfonic Acid (8:2FTS)	ND		ng/l	2.00	1.21
N-Methyl Perfluorooctanesulfonamidoacetic Acid (NMeFOSAA)	ND		ng/l	2.00	0.648
Perfluoroundecanoic Acid (PFUnA)	ND		ng/l	2.00	0.260
Perfluorodecanesulfonic Acid (PFDS)	ND		ng/l	2.00	0.980
Perfluorooctanesulfonamide (FOSA)	ND		ng/l	2.00	0.580
N-Ethyl Perfluorooctanesulfonamidoacetic Acid (NEtFOSAA)	ND		ng/l	2.00	0.804
Perfluorododecanoic Acid (PFDoA)	ND		ng/l	2.00	0.372
Perfluorotridecanoic Acid (PFTrDA)	ND		ng/l	2.00	0.327
Perfluorotetradecanoic Acid (PFTA)	ND		ng/l	2.00	0.248
PFOA/PFOS, Total	ND		ng/l	2.00	0.236

Project Name: AOC-32 SURFACE WATER SAMPLING
Project Number: 0127981-025

Lab Number: L2220562
Report Date: 05/26/22

**Method Blank Analysis
Batch Quality Control**

Analytical Method: 134,LCMSMS-ID
Analytical Date: 04/26/22 20:56
Analyst: RS

Extraction Method: ALPHA 23528
Extraction Date: 04/25/22 17:37

Parameter	Result	Qualifier	Units	RL	MDL
Perfluorinated Alkyl Acids by Isotope Dilution - Mansfield Lab for sample(s): 01-06 Batch: WG1630826-1					

Surrogate (Extracted Internal Standard)	%Recovery	Qualifier	Acceptance Criteria
Perfluoro[13C4]Butanoic Acid (MPFBA)	108		58-132
Perfluoro[13C5]Pentanoic Acid (M5PFPEA)	142		62-163
Perfluoro[2,3,4-13C3]Butanesulfonic Acid (M3PFBS)	103		70-131
Perfluoro[1,2,3,4,6-13C5]Hexanoic Acid (M5PFHxA)	102		57-129
Perfluoro[1,2,3,4-13C4]Heptanoic Acid (M4PFHpA)	104		60-129
Perfluoro[1,2,3-13C3]Hexanesulfonic Acid (M3PFHxS)	112		71-134
Perfluoro[13C8]Octanoic Acid (M8PFOA)	110		62-129
1H,1H,2H,2H-Perfluoro[1,2-13C2]Octanesulfonic Acid (M2-6:2FTS)	111		14-147
Perfluoro[13C9]Nonanoic Acid (M9PFNA)	99		59-139
Perfluoro[13C8]Octanesulfonic Acid (M8PFOS)	106		69-131
Perfluoro[1,2,3,4,5,6-13C6]Decanoic Acid (M6PFDA)	102		62-124
1H,1H,2H,2H-Perfluoro[1,2-13C2]Decanesulfonic Acid (M2-8:2FTS)	122		10-162
N-Deuteriomethylperfluoro-1-octanesulfonamidoacetic Acid (d3-NMeFOSAA)	175	Q	24-116
Perfluoro[1,2,3,4,5,6,7-13C7]Undecanoic Acid (M7-PFUDA)	119		55-137
Perfluoro[13C8]Octanesulfonamide (M8FOSA)	44		10-112
N-Deuterioethylperfluoro-1-octanesulfonamidoacetic Acid (d5-NEtFOSAA)	164	Q	27-126
Perfluoro[1,2-13C2]Dodecanoic Acid (MPFDOA)	123		48-131
Perfluoro[1,2-13C2]Tetradecanoic Acid (M2PFTEDA)	95		22-136

Lab Control Sample Analysis Batch Quality Control

Project Name: AOC-32 SURFACE WATER SAMPLING
Project Number: 0127981-025

Lab Number: L2220562
Report Date: 05/26/22

Parameter	LCS %Recovery	Qual	LCSD %Recovery	Qual	%Recovery Limits	RPD	Qual	RPD Limits
1,4 Dioxane by 8270D-SIM - Mansfield Lab Associated sample(s): 01-03,06 Batch: WG1629980-2 WG1629980-3								
1,4-Dioxane	124		125		40-140	1		30

Surrogate	LCS %Recovery	Qual	LCSD %Recovery	Qual	Acceptance Criteria
1,4-Dioxane-d8	43		46		15-110

Lab Control Sample Analysis

Batch Quality Control

Project Name: AOC-32 SURFACE WATER SAMPLING
Project Number: 0127981-025

Lab Number: L2220562
Report Date: 05/26/22

Parameter	LCS %Recovery	Qual	LCSD %Recovery	Qual	%Recovery Limits	RPD	Qual	RPD Limits
Perfluorinated Alkyl Acids by Isotope Dilution - Mansfield Lab Associated sample(s): 01-06 Batch: WG1630826-2								
Perfluorobutanoic Acid (PFBA)	99		-		67-148	-		30
Perfluoropentanoic Acid (PFPeA)	96		-		63-161	-		30
Perfluorobutanesulfonic Acid (PFBS)	103		-		65-157	-		30
Perfluorohexanoic Acid (PFHxA)	98		-		69-168	-		30
Perfluoroheptanoic Acid (PFHpA)	101		-		58-159	-		30
Perfluorohexanesulfonic Acid (PFHxS)	110		-		69-177	-		30
Perfluorooctanoic Acid (PFOA)	98		-		63-159	-		30
1H,1H,2H,2H-Perfluorooctanesulfonic Acid (6:2FTS)	105		-		49-187	-		30
Perfluoroheptanesulfonic Acid (PFHpS)	115		-		61-179	-		30
Perfluorononanoic Acid (PFNA)	108		-		68-171	-		30
Perfluorooctanesulfonic Acid (PFOS)	114		-		52-151	-		30
Perfluorodecanoic Acid (PFDA)	109		-		63-171	-		30
1H,1H,2H,2H-Perfluorodecanesulfonic Acid (8:2FTS)	90		-		56-173	-		30
N-Methyl Perfluorooctanesulfonamidoacetic Acid (NMeFOSAA)	92		-		60-166	-		30
Perfluoroundecanoic Acid (PFUnA)	90		-		60-153	-		30
Perfluorodecanesulfonic Acid (PFDS)	126		-		38-156	-		30
Perfluorooctanesulfonamide (FOSA)	109		-		46-170	-		30
N-Ethyl Perfluorooctanesulfonamidoacetic Acid (NEtFOSAA)	110		-		45-170	-		30
Perfluorododecanoic Acid (PFDoA)	100		-		67-153	-		30
Perfluorotridecanoic Acid (PFTrDA)	126		-		48-158	-		30
Perfluorotetradecanoic Acid (PFTA)	122		-		59-182	-		30

Lab Control Sample Analysis

Batch Quality Control

Project Name: AOC-32 SURFACE WATER SAMPLING
Project Number: 0127981-025

Lab Number: L2220562
Report Date: 05/26/22

Parameter	LCS		LCSD		%Recovery		RPD	RPD	
	%Recovery	Qual	%Recovery	Qual	Limits	Qual		Limits	
Perfluorinated Alkyl Acids by Isotope Dilution - Mansfield Lab Associated sample(s): 01-06 Batch: WG1630826-2									

Surrogate (Extracted Internal Standard)	LCS		LCSD		Acceptance Criteria
	%Recovery	Qual	%Recovery	Qual	
Perfluoro[13C4]Butanoic Acid (MPFBA)	110				58-132
Perfluoro[13C5]Pentanoic Acid (M5PFPEA)	138				62-163
Perfluoro[2,3,4-13C3]Butanesulfonic Acid (M3PFBS)	101				70-131
Perfluoro[1,2,3,4,6-13C5]Hexanoic Acid (M5PFHxA)	106				57-129
Perfluoro[1,2,3,4-13C4]Heptanoic Acid (M4PFHpA)	104				60-129
Perfluoro[1,2,3-13C3]Hexanesulfonic Acid (M3PFHxS)	108				71-134
Perfluoro[13C8]Octanoic Acid (M8PFOA)	111				62-129
1H,1H,2H,2H-Perfluoro[1,2-13C2]Octanesulfonic Acid (M2-6:2FTS)	119				14-147
Perfluoro[13C9]Nonanoic Acid (M9PFNA)	102				59-139
Perfluoro[13C8]Octanesulfonic Acid (M8PFOS)	102				69-131
Perfluoro[1,2,3,4,5,6-13C6]Decanoic Acid (M6PFDA)	106				62-124
1H,1H,2H,2H-Perfluoro[1,2-13C2]Decanesulfonic Acid (M2-8:2FTS)	114				10-162
N-Deuteriomethylperfluoro-1-octanesulfonamidoacetic Acid (d3-NMeFOSAA)	171	Q			24-116
Perfluoro[1,2,3,4,5,6,7-13C7]Undecanoic Acid (M7-PFUDA)	122				55-137
Perfluoro[13C8]Octanesulfonamide (M8FOSA)	56				10-112
N-Deuterioethylperfluoro-1-octanesulfonamidoacetic Acid (d5-NEtFOSAA)	161	Q			27-126
Perfluoro[1,2-13C2]Dodecanoic Acid (MPFDOA)	134	Q			48-131
Perfluoro[1,2-13C2]Tetradecanoic Acid (M2PFTEDA)	97				22-136

Matrix Spike Analysis

Batch Quality Control

Project Name: AOC-32 SURFACE WATER SAMPLING
Project Number: 0127981-025

Lab Number: L2220562
Report Date: 05/26/22

<i>Parameter</i>	<i>Native Sample</i>	<i>MS Added</i>	<i>MS Found</i>	<i>MS %Recovery</i>	<i>Qual</i>	<i>MSD Found</i>	<i>MSD %Recovery</i>	<i>Qual</i>	<i>Recovery Limits</i>	<i>RPD</i>	<i>Qual</i>	<i>RPD Limits</i>
Perfluorinated Alkyl Acids by Isotope Dilution - Mansfield Lab Associated sample(s): 01-06 QC Batch ID: WG1630826-3 WG1630826-4 QC Sample: L2220330-06 Client ID: MS Sample												
Perfluorobutanoic Acid (PFBA)	9.24	38.7	47.0	98		45.4	97		67-148	3		30
Perfluoropentanoic Acid (PFPeA)	25.8	38.7	61.3	92		60.7	94		63-161	1		30
Perfluorobutanesulfonic Acid (PFBS)	8.48	34.3	44.0	103		41.3	99		65-157	6		30
1H,1H,2H,2H-Perfluorohexanesulfonic Acid (4:2FTS)	ND	36.3	37.2	103		37.7	108		37-219	1		30
Perfluorohexanoic Acid (PFHxA)	22.9	38.7	60.6	98		60.1	100		69-168	1		30
Perfluoropentanesulfonic Acid (PFPeS)	0.638J	36.4	35.0	94		33.6	94		52-156	4		30
Perfluoroheptanoic Acid (PFHpA)	11.2	38.7	50.3	101		48.0	99		58-159	5		30
Perfluorohexanesulfonic Acid (PFHxS)	6.67	35.4	44.9	108		43.1	107		69-177	4		30
Perfluorooctanoic Acid (PFOA)	54.0	38.7	92.0	98		90.6	98		63-159	2		30
1H,1H,2H,2H-Perfluorooctanesulfonic Acid (6:2FTS)	1.82	36.8	41.5	108		37.4	100		49-187	10		30
Perfluoroheptanesulfonic Acid (PFHpS)	1.74J	36.9	45.1	118		43.4	117		61-179	4		30
Perfluorononanoic Acid (PFNA)	9.98	38.7	51.1	106		49.6	106		68-171	3		30
Perfluorooctanesulfonic Acid (PFOS)	59.6F	35.9	98.6F	109		102F	122		52-151	3		30
Perfluorodecanoic Acid (PFDA)	ND	38.7	42.0	109		40.2	108		63-171	4		30
1H,1H,2H,2H-Perfluorodecanesulfonic Acid (8:2FTS)	ND	37.1	30.8	83		29.4	82		56-173	5		30
Perfluorononanesulfonic Acid (PFNS)	ND	37.2	43.8	118		42.9	119		48-150	2		30
N-Methyl Perfluorooctanesulfonamidoacetic Acid (NMeFOSAA)	ND	38.7	32.5	84		31.6	85		60-166	3		30
Perfluoroundecanoic Acid (PFUnA)	ND	38.7	34.0	88		32.2	86		60-153	5		30
Perfluorodecanesulfonic Acid (PFDS)	ND	37.4	41.2	110		43.6	121		38-156	6		30
Perfluorooctanesulfonamide (FOSA)	ND	38.7	42.4F	110		37.4F	100		46-170	13		30
N-Ethyl Perfluorooctanesulfonamidoacetic Acid (NEtFOSAA)	ND	38.7	40.2	104		39.8	107		45-170	1		30
Perfluorododecanoic Acid (PFDoA)	ND	38.7	39.2	101		36.9	99		67-153	6		30

Matrix Spike Analysis

Batch Quality Control

Project Name: AOC-32 SURFACE WATER SAMPLING

Lab Number: L2220562

Project Number: 0127981-025

Report Date: 05/26/22

Parameter	Native Sample	MS Added	MS Found	MS %Recovery	Qual	MSD Found	MSD %Recovery	Qual	Recovery Limits	RPD	Qual	RPD Limits
Perfluorinated Alkyl Acids by Isotope Dilution - Mansfield Lab Associated sample(s): 01-06 QC Batch ID: WG1630826-3 WG1630826-4 QC Sample: L2220330-06 Client ID: MS Sample												
Perfluorotridecanoic Acid (PFTTrDA)	ND	38.7	48.6	126		42.3	113		48-158	14		30
Perfluorotetradecanoic Acid (PFTTA)	ND	38.7	46.5	120		42.1	113		59-182	10		30

Surrogate (Extracted Internal Standard)	MS		MSD		Acceptance Criteria
	% Recovery	Qualifier	% Recovery	Qualifier	
1H,1H,2H,2H-Perfluoro[1,2-13C2]Decanesulfonic Acid (M2-8:2FTS)	94		86		10-162
1H,1H,2H,2H-Perfluoro[1,2-13C2]Hexanesulfonic Acid (M2-4:2FTS)	113		104		12-142
1H,1H,2H,2H-Perfluoro[1,2-13C2]Octanesulfonic Acid (M2-6:2FTS)	96		94		14-147
N-Deuterioethylperfluoro-1-octanesulfonamidoacetic Acid (d5-NEtFOSAA)	84		94		27-126
N-Deuteriomethylperfluoro-1-octanesulfonamidoacetic Acid (d3-NMeFOSAA)	104		115		24-116
Perfluoro[1,2,3,4,5,6,7-13C7]Undecanoic Acid (M7-PFUDA)	90		101		55-137
Perfluoro[1,2,3,4,5,6-13C6]Decanoic Acid (M6PFDA)	79		89		62-124
Perfluoro[1,2,3,4,6-13C5]Hexanoic Acid (M5PFHxA)	83		82		57-129
Perfluoro[1,2,3,4-13C4]Heptanoic Acid (M4PFHpA)	83		85		60-129
Perfluoro[1,2,3-13C3]Hexanesulfonic Acid (M3PFHxS)	114		112		71-134
Perfluoro[1,2-13C2]Dodecanoic Acid (MPFDOA)	101		115		48-131
Perfluoro[1,2-13C2]Tetradecanoic Acid (M2PFTEDA)	79		85		22-136
Perfluoro[13C4]Butanoic Acid (MPFBA)	94		94		58-132
Perfluoro[13C5]Pentanoic Acid (M5PFPEA)	124		124		62-163
Perfluoro[13C8]Octanesulfonamide (M8FOSA)	24		26		10-112
Perfluoro[13C8]Octanesulfonic Acid (M8PFOS)	100		97		69-131
Perfluoro[13C8]Octanoic Acid (M8PFOA)	85		87		62-129
Perfluoro[13C9]Nonanoic Acid (M9PFNA)	78		82		59-139
Perfluoro[2,3,4-13C3]Butanesulfonic Acid (M3PFBS)	103		101		70-131

METALS

Project Name: AOC-32 SURFACE WATER SAMPLING

Lab Number: L2220562

Project Number: 0127981-025

Report Date: 05/26/22

SAMPLE RESULTS

Lab ID: L2220562-01
 Client ID: SW-BGKD-02-0.5
 Sample Location: BATH, NY

Date Collected: 04/19/22 12:30
 Date Received: 04/20/22
 Field Prep: Not Specified

Sample Depth:
 Matrix: Water

Parameter	Result	Qualifier	Units	RL	MDL	Dilution Factor	Date Prepared	Date Analyzed	Prep Method	Analytical Method	Analyst
Total Metals - Mansfield Lab											
Aluminum, Total	0.645		mg/l	0.0100	0.00327	1	04/25/22 14:51	04/25/22 20:01	EPA 3005A	1,6020B	WP
Antimony, Total	0.00084	J	mg/l	0.00400	0.00042	1	04/25/22 14:51	04/25/22 20:01	EPA 3005A	1,6020B	WP
Arsenic, Total	0.00064		mg/l	0.00050	0.00016	1	04/25/22 14:51	04/25/22 20:01	EPA 3005A	1,6020B	WP
Barium, Total	0.05336		mg/l	0.00050	0.00017	1	04/25/22 14:51	04/25/22 20:01	EPA 3005A	1,6020B	WP
Beryllium, Total	ND		mg/l	0.00050	0.00010	1	04/25/22 14:51	04/25/22 20:01	EPA 3005A	1,6020B	WP
Cadmium, Total	ND		mg/l	0.00020	0.00005	1	04/25/22 14:51	04/25/22 20:01	EPA 3005A	1,6020B	WP
Calcium, Total	29.9		mg/l	0.100	0.0394	1	04/25/22 14:51	04/25/22 20:01	EPA 3005A	1,6020B	WP
Chromium, Total	0.00100		mg/l	0.00100	0.00017	1	04/25/22 14:51	04/25/22 20:01	EPA 3005A	1,6020B	WP
Cobalt, Total	0.00064		mg/l	0.00050	0.00016	1	04/25/22 14:51	04/25/22 20:01	EPA 3005A	1,6020B	WP
Copper, Total	0.00181		mg/l	0.00100	0.00038	1	04/25/22 14:51	04/25/22 20:01	EPA 3005A	1,6020B	WP
Iron, Total	1.16		mg/l	0.0500	0.0191	1	04/25/22 14:51	04/25/22 20:01	EPA 3005A	1,6020B	WP
Lead, Total	0.00119		mg/l	0.00100	0.00034	1	04/25/22 14:51	04/25/22 20:01	EPA 3005A	1,6020B	WP
Magnesium, Total	5.96		mg/l	0.0700	0.0242	1	04/25/22 14:51	04/25/22 20:01	EPA 3005A	1,6020B	WP
Manganese, Total	0.05122		mg/l	0.00100	0.00044	1	04/25/22 14:51	04/25/22 20:01	EPA 3005A	1,6020B	WP
Mercury, Total	ND		mg/l	0.00020	0.00009	1	04/26/22 15:25	04/27/22 10:41	EPA 7470A	1,7470A	DMB
Nickel, Total	0.00159	J	mg/l	0.00200	0.00055	1	04/25/22 14:51	04/25/22 20:01	EPA 3005A	1,6020B	WP
Potassium, Total	1.29		mg/l	0.100	0.0309	1	04/25/22 14:51	04/25/22 20:01	EPA 3005A	1,6020B	WP
Selenium, Total	ND		mg/l	0.00500	0.00173	1	04/25/22 14:51	04/25/22 20:01	EPA 3005A	1,6020B	WP
Silver, Total	ND		mg/l	0.00040	0.00016	1	04/25/22 14:51	04/25/22 20:01	EPA 3005A	1,6020B	WP
Sodium, Total	40.7		mg/l	0.100	0.0293	1	04/25/22 14:51	04/25/22 20:01	EPA 3005A	1,6020B	WP
Thallium, Total	ND		mg/l	0.00100	0.00014	1	04/25/22 14:51	04/25/22 20:01	EPA 3005A	1,6020B	WP
Vanadium, Total	ND		mg/l	0.00500	0.00157	1	04/25/22 14:51	04/25/22 20:01	EPA 3005A	1,6020B	WP
Zinc, Total	0.01706		mg/l	0.01000	0.00341	1	04/25/22 14:51	04/25/22 20:01	EPA 3005A	1,6020B	WP
Dissolved Metals - Mansfield Lab											
Aluminum, Dissolved	0.0198		mg/l	0.0100	0.00327	1	04/25/22 09:54	04/25/22 15:44	EPA 3005A	1,6020B	WP
Antimony, Dissolved	0.00049	J	mg/l	0.00400	0.00042	1	04/25/22 09:54	04/25/22 15:44	EPA 3005A	1,6020B	WP
Arsenic, Dissolved	0.00040	J	mg/l	0.00050	0.00016	1	04/25/22 09:54	04/25/22 15:44	EPA 3005A	1,6020B	WP
Barium, Dissolved	0.04205		mg/l	0.00050	0.00017	1	04/25/22 09:54	04/25/22 15:44	EPA 3005A	1,6020B	WP
Beryllium, Dissolved	ND		mg/l	0.00050	0.00010	1	04/25/22 09:54	04/25/22 15:44	EPA 3005A	1,6020B	WP



Project Name: AOC-32 SURFACE WATER SAMPLING**Lab Number:** L2220562**Project Number:** 0127981-025**Report Date:** 05/26/22**SAMPLE RESULTS**

Lab ID: L2220562-01
 Client ID: SW-BGKD-02-0.5
 Sample Location: BATH, NY

Date Collected: 04/19/22 12:30
 Date Received: 04/20/22
 Field Prep: Not Specified

Sample Depth:
 Matrix: Water

Parameter	Result	Qualifier	Units	RL	MDL	Dilution Factor	Date Prepared	Date Analyzed	Prep Method	Analytical Method	Analyst
Cadmium, Dissolved	ND		mg/l	0.00020	0.00005	1	04/25/22 09:54	04/25/22 15:44	EPA 3005A	1,6020B	WP
Calcium, Dissolved	29.6		mg/l	0.100	0.0394	1	04/25/22 09:54	04/25/22 15:44	EPA 3005A	1,6020B	WP
Chromium, Dissolved	ND		mg/l	0.00100	0.00017	1	04/25/22 09:54	04/25/22 15:44	EPA 3005A	1,6020B	WP
Cobalt, Dissolved	ND		mg/l	0.00050	0.00016	1	04/25/22 09:54	04/25/22 15:44	EPA 3005A	1,6020B	WP
Copper, Dissolved	0.00079	J	mg/l	0.00100	0.00038	1	04/25/22 09:54	04/25/22 15:44	EPA 3005A	1,6020B	WP
Iron, Dissolved	0.0298	J	mg/l	0.0500	0.0191	1	04/25/22 09:54	04/25/22 15:44	EPA 3005A	1,6020B	WP
Lead, Dissolved	ND		mg/l	0.00100	0.00034	1	04/25/22 09:54	04/25/22 15:44	EPA 3005A	1,6020B	WP
Magnesium, Dissolved	5.79		mg/l	0.0700	0.0242	1	04/25/22 09:54	04/25/22 15:44	EPA 3005A	1,6020B	WP
Manganese, Dissolved	0.00273		mg/l	0.00100	0.00044	1	04/25/22 09:54	04/25/22 15:44	EPA 3005A	1,6020B	WP
Mercury, Dissolved	ND		mg/l	0.00020	0.00009	1	04/25/22 10:50	04/26/22 10:15	EPA 7470A	1,7470A	DMB
Nickel, Dissolved	ND		mg/l	0.00200	0.00055	1	04/25/22 09:54	04/25/22 15:44	EPA 3005A	1,6020B	WP
Potassium, Dissolved	1.27		mg/l	0.100	0.0309	1	04/25/22 09:54	04/25/22 15:44	EPA 3005A	1,6020B	WP
Selenium, Dissolved	ND		mg/l	0.00500	0.00173	1	04/25/22 09:54	04/25/22 15:44	EPA 3005A	1,6020B	WP
Silver, Dissolved	ND		mg/l	0.00040	0.00016	1	04/25/22 09:54	04/25/22 15:44	EPA 3005A	1,6020B	WP
Sodium, Dissolved	41.4		mg/l	0.100	0.0293	1	04/25/22 09:54	04/25/22 15:44	EPA 3005A	1,6020B	WP
Thallium, Dissolved	ND		mg/l	0.00100	0.00014	1	04/25/22 09:54	04/25/22 15:44	EPA 3005A	1,6020B	WP
Vanadium, Dissolved	ND		mg/l	0.00500	0.00157	1	04/25/22 09:54	04/25/22 15:44	EPA 3005A	1,6020B	WP
Zinc, Dissolved	ND		mg/l	0.01000	0.00341	1	04/25/22 09:54	04/25/22 15:44	EPA 3005A	1,6020B	WP



Project Name: AOC-32 SURFACE WATER SAMPLING

Lab Number: L2220562

Project Number: 0127981-025

Report Date: 05/26/22

SAMPLE RESULTS

Lab ID: L2220562-02

Date Collected: 04/19/22 13:00

Client ID: SW-BGKD-01-0.75

Date Received: 04/20/22

Sample Location: BATH, NY

Field Prep: Not Specified

Sample Depth:

Matrix: Water

Parameter	Result	Qualifier	Units	RL	MDL	Dilution Factor	Date Prepared	Date Analyzed	Prep Method	Analytical Method	Analyst
Total Metals - Mansfield Lab											
Aluminum, Total	0.295		mg/l	0.0100	0.00327	1	04/25/22 14:51	04/25/22 20:06	EPA 3005A	1,6020B	WP
Antimony, Total	0.00052	J	mg/l	0.00400	0.00042	1	04/25/22 14:51	04/25/22 20:06	EPA 3005A	1,6020B	WP
Arsenic, Total	0.00050		mg/l	0.00050	0.00016	1	04/25/22 14:51	04/25/22 20:06	EPA 3005A	1,6020B	WP
Barium, Total	0.04540		mg/l	0.00050	0.00017	1	04/25/22 14:51	04/25/22 20:06	EPA 3005A	1,6020B	WP
Beryllium, Total	ND		mg/l	0.00050	0.00010	1	04/25/22 14:51	04/25/22 20:06	EPA 3005A	1,6020B	WP
Cadmium, Total	ND		mg/l	0.00020	0.00005	1	04/25/22 14:51	04/25/22 20:06	EPA 3005A	1,6020B	WP
Calcium, Total	28.4		mg/l	0.100	0.0394	1	04/25/22 14:51	04/25/22 20:06	EPA 3005A	1,6020B	WP
Chromium, Total	0.00056	J	mg/l	0.00100	0.00017	1	04/25/22 14:51	04/25/22 20:06	EPA 3005A	1,6020B	WP
Cobalt, Total	0.00025	J	mg/l	0.00050	0.00016	1	04/25/22 14:51	04/25/22 20:06	EPA 3005A	1,6020B	WP
Copper, Total	0.00107		mg/l	0.00100	0.00038	1	04/25/22 14:51	04/25/22 20:06	EPA 3005A	1,6020B	WP
Iron, Total	0.491		mg/l	0.0500	0.0191	1	04/25/22 14:51	04/25/22 20:06	EPA 3005A	1,6020B	WP
Lead, Total	0.00140		mg/l	0.00100	0.00034	1	04/25/22 14:51	04/25/22 20:06	EPA 3005A	1,6020B	WP
Magnesium, Total	5.47		mg/l	0.0700	0.0242	1	04/25/22 14:51	04/25/22 20:06	EPA 3005A	1,6020B	WP
Manganese, Total	0.01204		mg/l	0.00100	0.00044	1	04/25/22 14:51	04/25/22 20:06	EPA 3005A	1,6020B	WP
Mercury, Total	ND		mg/l	0.00020	0.00009	1	04/26/22 15:25	04/27/22 10:31	EPA 7470A	1,7470A	DMB
Nickel, Total	0.00077	J	mg/l	0.00200	0.00055	1	04/25/22 14:51	04/25/22 20:06	EPA 3005A	1,6020B	WP
Potassium, Total	1.24		mg/l	0.100	0.0309	1	04/25/22 14:51	04/25/22 20:06	EPA 3005A	1,6020B	WP
Selenium, Total	ND		mg/l	0.00500	0.00173	1	04/25/22 14:51	04/25/22 20:06	EPA 3005A	1,6020B	WP
Silver, Total	ND		mg/l	0.00040	0.00016	1	04/25/22 14:51	04/25/22 20:06	EPA 3005A	1,6020B	WP
Sodium, Total	40.4		mg/l	0.100	0.0293	1	04/25/22 14:51	04/25/22 20:06	EPA 3005A	1,6020B	WP
Thallium, Total	ND		mg/l	0.00100	0.00014	1	04/25/22 14:51	04/25/22 20:06	EPA 3005A	1,6020B	WP
Vanadium, Total	ND		mg/l	0.00500	0.00157	1	04/25/22 14:51	04/25/22 20:06	EPA 3005A	1,6020B	WP
Zinc, Total	0.01542		mg/l	0.01000	0.00341	1	04/25/22 14:51	04/25/22 20:06	EPA 3005A	1,6020B	WP
Dissolved Metals - Mansfield Lab											
Aluminum, Dissolved	0.0216		mg/l	0.0100	0.00327	1	04/25/22 09:54	04/25/22 15:49	EPA 3005A	1,6020B	WP
Antimony, Dissolved	ND		mg/l	0.00400	0.00042	1	04/25/22 09:54	04/25/22 15:49	EPA 3005A	1,6020B	WP
Arsenic, Dissolved	0.00037	J	mg/l	0.00050	0.00016	1	04/25/22 09:54	04/25/22 15:49	EPA 3005A	1,6020B	WP
Barium, Dissolved	0.04241		mg/l	0.00050	0.00017	1	04/25/22 09:54	04/25/22 15:49	EPA 3005A	1,6020B	WP
Beryllium, Dissolved	ND		mg/l	0.00050	0.00010	1	04/25/22 09:54	04/25/22 15:49	EPA 3005A	1,6020B	WP



Project Name: AOC-32 SURFACE WATER SAMPLING**Lab Number:** L2220562**Project Number:** 0127981-025**Report Date:** 05/26/22**SAMPLE RESULTS**

Lab ID: L2220562-02

Date Collected: 04/19/22 13:00

Client ID: SW-BGKD-01-0.75

Date Received: 04/20/22

Sample Location: BATH, NY

Field Prep: Not Specified

Sample Depth:

Matrix: Water

Parameter	Result	Qualifier	Units	RL	MDL	Dilution Factor	Date Prepared	Date Analyzed	Prep Method	Analytical Method	Analyst
Cadmium, Dissolved	ND		mg/l	0.00020	0.00005	1	04/25/22 09:54	04/25/22 15:49	EPA 3005A	1,6020B	WP
Calcium, Dissolved	30.3		mg/l	0.100	0.0394	1	04/25/22 09:54	04/25/22 15:49	EPA 3005A	1,6020B	WP
Chromium, Dissolved	ND		mg/l	0.00100	0.00017	1	04/25/22 09:54	04/25/22 15:49	EPA 3005A	1,6020B	WP
Cobalt, Dissolved	ND		mg/l	0.00050	0.00016	1	04/25/22 09:54	04/25/22 15:49	EPA 3005A	1,6020B	WP
Copper, Dissolved	0.00176		mg/l	0.00100	0.00038	1	04/25/22 09:54	04/25/22 15:49	EPA 3005A	1,6020B	WP
Iron, Dissolved	0.0247	J	mg/l	0.0500	0.0191	1	04/25/22 09:54	04/25/22 15:49	EPA 3005A	1,6020B	WP
Lead, Dissolved	ND		mg/l	0.00100	0.00034	1	04/25/22 09:54	04/25/22 15:49	EPA 3005A	1,6020B	WP
Magnesium, Dissolved	5.72		mg/l	0.0700	0.0242	1	04/25/22 09:54	04/25/22 15:49	EPA 3005A	1,6020B	WP
Manganese, Dissolved	0.00284		mg/l	0.00100	0.00044	1	04/25/22 09:54	04/25/22 15:49	EPA 3005A	1,6020B	WP
Mercury, Dissolved	ND		mg/l	0.00020	0.00009	1	04/25/22 10:50	04/26/22 10:05	EPA 7470A	1,7470A	DMB
Nickel, Dissolved	ND		mg/l	0.00200	0.00055	1	04/25/22 09:54	04/25/22 15:49	EPA 3005A	1,6020B	WP
Potassium, Dissolved	1.25		mg/l	0.100	0.0309	1	04/25/22 09:54	04/25/22 15:49	EPA 3005A	1,6020B	WP
Selenium, Dissolved	ND		mg/l	0.00500	0.00173	1	04/25/22 09:54	04/25/22 15:49	EPA 3005A	1,6020B	WP
Silver, Dissolved	ND		mg/l	0.00040	0.00016	1	04/25/22 09:54	04/25/22 15:49	EPA 3005A	1,6020B	WP
Sodium, Dissolved	42.9		mg/l	0.100	0.0293	1	04/25/22 09:54	04/25/22 15:49	EPA 3005A	1,6020B	WP
Thallium, Dissolved	ND		mg/l	0.00100	0.00014	1	04/25/22 09:54	04/25/22 15:49	EPA 3005A	1,6020B	WP
Vanadium, Dissolved	ND		mg/l	0.00500	0.00157	1	04/25/22 09:54	04/25/22 15:49	EPA 3005A	1,6020B	WP
Zinc, Dissolved	ND		mg/l	0.01000	0.00341	1	04/25/22 09:54	04/25/22 15:49	EPA 3005A	1,6020B	WP



Project Name: AOC-32 SURFACE WATER SAMPLING

Lab Number: L2220562

Project Number: 0127981-025

Report Date: 05/26/22

SAMPLE RESULTS

Lab ID: L2220562-03
 Client ID: SW-POND-01-1.5
 Sample Location: BATH, NY

Date Collected: 04/20/22 11:30
 Date Received: 04/20/22
 Field Prep: Not Specified

Sample Depth:
 Matrix: Water

Parameter	Result	Qualifier	Units	RL	MDL	Dilution Factor	Date Prepared	Date Analyzed	Prep Method	Analytical Method	Analyst
Total Metals - Mansfield Lab											
Aluminum, Total	0.121		mg/l	0.0100	0.00327	1	04/25/22 14:51	04/25/22 20:11	EPA 3005A	1,6020B	WP
Antimony, Total	ND		mg/l	0.00400	0.00042	1	04/25/22 14:51	04/25/22 20:11	EPA 3005A	1,6020B	WP
Arsenic, Total	0.00040	J	mg/l	0.00050	0.00016	1	04/25/22 14:51	04/25/22 20:11	EPA 3005A	1,6020B	WP
Barium, Total	0.04342		mg/l	0.00050	0.00017	1	04/25/22 14:51	04/25/22 20:11	EPA 3005A	1,6020B	WP
Beryllium, Total	ND		mg/l	0.00050	0.00010	1	04/25/22 14:51	04/25/22 20:11	EPA 3005A	1,6020B	WP
Cadmium, Total	ND		mg/l	0.00020	0.00005	1	04/25/22 14:51	04/25/22 20:11	EPA 3005A	1,6020B	WP
Calcium, Total	28.2		mg/l	0.100	0.0394	1	04/25/22 14:51	04/25/22 20:11	EPA 3005A	1,6020B	WP
Chromium, Total	0.00031	J	mg/l	0.00100	0.00017	1	04/25/22 14:51	04/25/22 20:11	EPA 3005A	1,6020B	WP
Cobalt, Total	ND		mg/l	0.00050	0.00016	1	04/25/22 14:51	04/25/22 20:11	EPA 3005A	1,6020B	WP
Copper, Total	0.00126		mg/l	0.00100	0.00038	1	04/25/22 14:51	04/25/22 20:11	EPA 3005A	1,6020B	WP
Iron, Total	0.126		mg/l	0.0500	0.0191	1	04/25/22 14:51	04/25/22 20:11	EPA 3005A	1,6020B	WP
Lead, Total	ND		mg/l	0.00100	0.00034	1	04/25/22 14:51	04/25/22 20:11	EPA 3005A	1,6020B	WP
Magnesium, Total	5.48		mg/l	0.0700	0.0242	1	04/25/22 14:51	04/25/22 20:11	EPA 3005A	1,6020B	WP
Manganese, Total	0.00880		mg/l	0.00100	0.00044	1	04/25/22 14:51	04/25/22 20:11	EPA 3005A	1,6020B	WP
Mercury, Total	ND		mg/l	0.00020	0.00009	1	04/26/22 15:25	04/27/22 10:44	EPA 7470A	1,7470A	DMB
Nickel, Total	ND		mg/l	0.00200	0.00055	1	04/25/22 14:51	04/25/22 20:11	EPA 3005A	1,6020B	WP
Potassium, Total	1.33		mg/l	0.100	0.0309	1	04/25/22 14:51	04/25/22 20:11	EPA 3005A	1,6020B	WP
Selenium, Total	ND		mg/l	0.00500	0.00173	1	04/25/22 14:51	04/25/22 20:11	EPA 3005A	1,6020B	WP
Silver, Total	ND		mg/l	0.00040	0.00016	1	04/25/22 14:51	04/25/22 20:11	EPA 3005A	1,6020B	WP
Sodium, Total	39.8		mg/l	0.100	0.0293	1	04/25/22 14:51	04/25/22 20:11	EPA 3005A	1,6020B	WP
Thallium, Total	ND		mg/l	0.00100	0.00014	1	04/25/22 14:51	04/25/22 20:11	EPA 3005A	1,6020B	WP
Vanadium, Total	ND		mg/l	0.00500	0.00157	1	04/25/22 14:51	04/25/22 20:11	EPA 3005A	1,6020B	WP
Zinc, Total	0.01054		mg/l	0.01000	0.00341	1	04/25/22 14:51	04/25/22 20:11	EPA 3005A	1,6020B	WP
Dissolved Metals - Mansfield Lab											
Aluminum, Dissolved	0.0261		mg/l	0.0100	0.00327	1	04/25/22 09:54	04/25/22 15:54	EPA 3005A	1,6020B	WP
Antimony, Dissolved	ND		mg/l	0.00400	0.00042	1	04/25/22 09:54	04/25/22 15:54	EPA 3005A	1,6020B	WP
Arsenic, Dissolved	0.00041	J	mg/l	0.00050	0.00016	1	04/25/22 09:54	04/25/22 15:54	EPA 3005A	1,6020B	WP
Barium, Dissolved	0.04382		mg/l	0.00050	0.00017	1	04/25/22 09:54	04/25/22 15:54	EPA 3005A	1,6020B	WP
Beryllium, Dissolved	ND		mg/l	0.00050	0.00010	1	04/25/22 09:54	04/25/22 15:54	EPA 3005A	1,6020B	WP



Project Name: AOC-32 SURFACE WATER SAMPLING

Lab Number: L2220562

Project Number: 0127981-025

Report Date: 05/26/22

SAMPLE RESULTS

Lab ID: L2220562-03

Date Collected: 04/20/22 11:30

Client ID: SW-POND-01-1.5

Date Received: 04/20/22

Sample Location: BATH, NY

Field Prep: Not Specified

Sample Depth:

Matrix: Water

Parameter	Result	Qualifier	Units	RL	MDL	Dilution Factor	Date Prepared	Date Analyzed	Prep Method	Analytical Method	Analyst
Cadmium, Dissolved	ND		mg/l	0.00020	0.00005	1	04/25/22 09:54	04/25/22 15:54	EPA 3005A	1,6020B	WP
Calcium, Dissolved	30.0		mg/l	0.100	0.0394	1	04/25/22 09:54	04/25/22 15:54	EPA 3005A	1,6020B	WP
Chromium, Dissolved	ND		mg/l	0.00100	0.00017	1	04/25/22 09:54	04/25/22 15:54	EPA 3005A	1,6020B	WP
Cobalt, Dissolved	ND		mg/l	0.00050	0.00016	1	04/25/22 09:54	04/25/22 15:54	EPA 3005A	1,6020B	WP
Copper, Dissolved	0.00113		mg/l	0.00100	0.00038	1	04/25/22 09:54	04/25/22 15:54	EPA 3005A	1,6020B	WP
Iron, Dissolved	0.0358	J	mg/l	0.0500	0.0191	1	04/25/22 09:54	04/25/22 15:54	EPA 3005A	1,6020B	WP
Lead, Dissolved	ND		mg/l	0.00100	0.00034	1	04/25/22 09:54	04/25/22 15:54	EPA 3005A	1,6020B	WP
Magnesium, Dissolved	5.80		mg/l	0.0700	0.0242	1	04/25/22 09:54	04/25/22 15:54	EPA 3005A	1,6020B	WP
Manganese, Dissolved	0.00717		mg/l	0.00100	0.00044	1	04/25/22 09:54	04/25/22 15:54	EPA 3005A	1,6020B	WP
Mercury, Dissolved	ND		mg/l	0.00020	0.00009	1	04/25/22 10:50	04/26/22 10:18	EPA 7470A	1,7470A	DMB
Nickel, Dissolved	ND		mg/l	0.00200	0.00055	1	04/25/22 09:54	04/25/22 15:54	EPA 3005A	1,6020B	WP
Potassium, Dissolved	1.38		mg/l	0.100	0.0309	1	04/25/22 09:54	04/25/22 15:54	EPA 3005A	1,6020B	WP
Selenium, Dissolved	ND		mg/l	0.00500	0.00173	1	04/25/22 09:54	04/25/22 15:54	EPA 3005A	1,6020B	WP
Silver, Dissolved	ND		mg/l	0.00040	0.00016	1	04/25/22 09:54	04/25/22 15:54	EPA 3005A	1,6020B	WP
Sodium, Dissolved	42.6		mg/l	0.100	0.0293	1	04/25/22 09:54	04/25/22 15:54	EPA 3005A	1,6020B	WP
Thallium, Dissolved	ND		mg/l	0.00100	0.00014	1	04/25/22 09:54	04/25/22 15:54	EPA 3005A	1,6020B	WP
Vanadium, Dissolved	ND		mg/l	0.00500	0.00157	1	04/25/22 09:54	04/25/22 15:54	EPA 3005A	1,6020B	WP
Zinc, Dissolved	ND		mg/l	0.01000	0.00341	1	04/25/22 09:54	04/25/22 15:54	EPA 3005A	1,6020B	WP



Project Name: AOC-32 SURFACE WATER SAMPLING

Lab Number: L2220562

Project Number: 0127981-025

Report Date: 05/26/22

SAMPLE RESULTS

Lab ID: L2220562-06

Date Collected: 04/20/22 00:00

Client ID: 4125-042022-0001

Date Received: 04/20/22

Sample Location: BATH, NY

Field Prep: Not Specified

Sample Depth:

Matrix: Water

Parameter	Result	Qualifier	Units	RL	MDL	Dilution Factor	Date Prepared	Date Analyzed	Prep Method	Analytical Method	Analyst
Total Metals - Mansfield Lab											
Aluminum, Total	0.126		mg/l	0.0100	0.00327	1	04/25/22 14:51	04/25/22 20:16	EPA 3005A	1,6020B	WP
Antimony, Total	ND		mg/l	0.00400	0.00042	1	04/25/22 14:51	04/25/22 20:16	EPA 3005A	1,6020B	WP
Arsenic, Total	0.00045	J	mg/l	0.00050	0.00016	1	04/25/22 14:51	04/25/22 20:16	EPA 3005A	1,6020B	WP
Barium, Total	0.04426		mg/l	0.00050	0.00017	1	04/25/22 14:51	04/25/22 20:16	EPA 3005A	1,6020B	WP
Beryllium, Total	ND		mg/l	0.00050	0.00010	1	04/25/22 14:51	04/25/22 20:16	EPA 3005A	1,6020B	WP
Cadmium, Total	ND		mg/l	0.00020	0.00005	1	04/25/22 14:51	04/25/22 20:16	EPA 3005A	1,6020B	WP
Calcium, Total	29.5		mg/l	0.100	0.0394	1	04/25/22 14:51	04/25/22 20:16	EPA 3005A	1,6020B	WP
Chromium, Total	0.00032	J	mg/l	0.00100	0.00017	1	04/25/22 14:51	04/25/22 20:16	EPA 3005A	1,6020B	WP
Cobalt, Total	ND		mg/l	0.00050	0.00016	1	04/25/22 14:51	04/25/22 20:16	EPA 3005A	1,6020B	WP
Copper, Total	0.00134		mg/l	0.00100	0.00038	1	04/25/22 14:51	04/25/22 20:16	EPA 3005A	1,6020B	WP
Iron, Total	0.133		mg/l	0.0500	0.0191	1	04/25/22 14:51	04/25/22 20:16	EPA 3005A	1,6020B	WP
Lead, Total	ND		mg/l	0.00100	0.00034	1	04/25/22 14:51	04/25/22 20:16	EPA 3005A	1,6020B	WP
Magnesium, Total	5.54		mg/l	0.0700	0.0242	1	04/25/22 14:51	04/25/22 20:16	EPA 3005A	1,6020B	WP
Manganese, Total	0.00924		mg/l	0.00100	0.00044	1	04/25/22 14:51	04/25/22 20:16	EPA 3005A	1,6020B	WP
Mercury, Total	ND		mg/l	0.00020	0.00009	1	04/26/22 15:25	04/27/22 10:47	EPA 7470A	1,7470A	DMB
Nickel, Total	ND		mg/l	0.00200	0.00055	1	04/25/22 14:51	04/25/22 20:16	EPA 3005A	1,6020B	WP
Potassium, Total	1.42		mg/l	0.100	0.0309	1	04/25/22 14:51	04/25/22 20:16	EPA 3005A	1,6020B	WP
Selenium, Total	ND		mg/l	0.00500	0.00173	1	04/25/22 14:51	04/25/22 20:16	EPA 3005A	1,6020B	WP
Silver, Total	ND		mg/l	0.00040	0.00016	1	04/25/22 14:51	04/25/22 20:16	EPA 3005A	1,6020B	WP
Sodium, Total	40.2		mg/l	0.100	0.0293	1	04/25/22 14:51	04/25/22 20:16	EPA 3005A	1,6020B	WP
Thallium, Total	ND		mg/l	0.00100	0.00014	1	04/25/22 14:51	04/25/22 20:16	EPA 3005A	1,6020B	WP
Vanadium, Total	ND		mg/l	0.00500	0.00157	1	04/25/22 14:51	04/25/22 20:16	EPA 3005A	1,6020B	WP
Zinc, Total	0.00973	J	mg/l	0.01000	0.00341	1	04/25/22 14:51	04/25/22 20:16	EPA 3005A	1,6020B	WP
Dissolved Metals - Mansfield Lab											
Aluminum, Dissolved	0.0240		mg/l	0.0100	0.00327	1	04/25/22 09:54	04/25/22 15:39	EPA 3005A	1,6020B	WP
Antimony, Dissolved	0.00069	J	mg/l	0.00400	0.00042	1	04/25/22 09:54	04/25/22 15:39	EPA 3005A	1,6020B	WP
Arsenic, Dissolved	0.00051		mg/l	0.00050	0.00016	1	04/25/22 09:54	04/25/22 15:39	EPA 3005A	1,6020B	WP
Barium, Dissolved	0.04297		mg/l	0.00050	0.00017	1	04/25/22 09:54	04/25/22 15:39	EPA 3005A	1,6020B	WP
Beryllium, Dissolved	ND		mg/l	0.00050	0.00010	1	04/25/22 09:54	04/25/22 15:39	EPA 3005A	1,6020B	WP



Project Name: AOC-32 SURFACE WATER SAMPLING**Lab Number:** L2220562**Project Number:** 0127981-025**Report Date:** 05/26/22**SAMPLE RESULTS**

Lab ID: L2220562-06

Date Collected: 04/20/22 00:00

Client ID: 4125-042022-0001

Date Received: 04/20/22

Sample Location: BATH, NY

Field Prep: Not Specified

Sample Depth:

Matrix: Water

Parameter	Result	Qualifier	Units	RL	MDL	Dilution Factor	Date Prepared	Date Analyzed	Prep Method	Analytical Method	Analyst
Cadmium, Dissolved	ND		mg/l	0.00020	0.00005	1	04/25/22 09:54	04/25/22 15:39	EPA 3005A	1,6020B	WP
Calcium, Dissolved	29.4		mg/l	0.100	0.0394	1	04/25/22 09:54	04/25/22 15:39	EPA 3005A	1,6020B	WP
Chromium, Dissolved	ND		mg/l	0.00100	0.00017	1	04/25/22 09:54	04/25/22 15:39	EPA 3005A	1,6020B	WP
Cobalt, Dissolved	ND		mg/l	0.00050	0.00016	1	04/25/22 09:54	04/25/22 15:39	EPA 3005A	1,6020B	WP
Copper, Dissolved	0.00126		mg/l	0.00100	0.00038	1	04/25/22 09:54	04/25/22 15:39	EPA 3005A	1,6020B	WP
Iron, Dissolved	0.0420	J	mg/l	0.0500	0.0191	1	04/25/22 09:54	04/25/22 15:39	EPA 3005A	1,6020B	WP
Lead, Dissolved	ND		mg/l	0.00100	0.00034	1	04/25/22 09:54	04/25/22 15:39	EPA 3005A	1,6020B	WP
Magnesium, Dissolved	5.49		mg/l	0.0700	0.0242	1	04/25/22 09:54	04/25/22 15:39	EPA 3005A	1,6020B	WP
Manganese, Dissolved	0.00762		mg/l	0.00100	0.00044	1	04/25/22 09:54	04/25/22 15:39	EPA 3005A	1,6020B	WP
Mercury, Dissolved	ND		mg/l	0.00020	0.00009	1	04/25/22 10:50	04/26/22 10:22	EPA 7470A	1,7470A	DMB
Nickel, Dissolved	ND		mg/l	0.00200	0.00055	1	04/25/22 09:54	04/25/22 15:39	EPA 3005A	1,6020B	WP
Potassium, Dissolved	1.35		mg/l	0.100	0.0309	1	04/25/22 09:54	04/25/22 15:39	EPA 3005A	1,6020B	WP
Selenium, Dissolved	ND		mg/l	0.00500	0.00173	1	04/25/22 09:54	04/25/22 15:39	EPA 3005A	1,6020B	WP
Silver, Dissolved	ND		mg/l	0.00040	0.00016	1	04/25/22 09:54	04/25/22 15:39	EPA 3005A	1,6020B	WP
Sodium, Dissolved	40.3		mg/l	0.100	0.0293	1	04/25/22 09:54	04/25/22 15:39	EPA 3005A	1,6020B	WP
Thallium, Dissolved	ND		mg/l	0.00100	0.00014	1	04/25/22 09:54	04/25/22 15:39	EPA 3005A	1,6020B	WP
Vanadium, Dissolved	ND		mg/l	0.00500	0.00157	1	04/25/22 09:54	04/25/22 15:39	EPA 3005A	1,6020B	WP
Zinc, Dissolved	ND		mg/l	0.01000	0.00341	1	04/25/22 09:54	04/25/22 15:39	EPA 3005A	1,6020B	WP



Project Name: AOC-32 SURFACE WATER SAMPLING
Project Number: 0127981-025

Lab Number: L2220562
Report Date: 05/26/22

Method Blank Analysis Batch Quality Control

Parameter	Result	Qualifier	Units	RL	MDL	Dilution Factor	Date Prepared	Date Analyzed	Analytical Method	Analyst
Dissolved Metals - Mansfield Lab for sample(s): 01-03,06 Batch: WG1630052-1										
Aluminum, Dissolved	ND		mg/l	0.0100	0.00327	1	04/25/22 09:54	04/25/22 15:10	1,6020B	WP
Antimony, Dissolved	0.00049	J	mg/l	0.00400	0.00042	1	04/25/22 09:54	04/25/22 15:10	1,6020B	WP
Arsenic, Dissolved	ND		mg/l	0.00050	0.00016	1	04/25/22 09:54	04/25/22 15:10	1,6020B	WP
Barium, Dissolved	ND		mg/l	0.00050	0.00017	1	04/25/22 09:54	04/25/22 15:10	1,6020B	WP
Beryllium, Dissolved	ND		mg/l	0.00050	0.00010	1	04/25/22 09:54	04/25/22 15:10	1,6020B	WP
Cadmium, Dissolved	ND		mg/l	0.00020	0.00005	1	04/25/22 09:54	04/25/22 15:10	1,6020B	WP
Calcium, Dissolved	ND		mg/l	0.100	0.0394	1	04/25/22 09:54	04/25/22 15:10	1,6020B	WP
Chromium, Dissolved	ND		mg/l	0.00100	0.00017	1	04/25/22 09:54	04/25/22 15:10	1,6020B	WP
Cobalt, Dissolved	ND		mg/l	0.00050	0.00016	1	04/25/22 09:54	04/25/22 15:10	1,6020B	WP
Copper, Dissolved	ND		mg/l	0.00100	0.00038	1	04/25/22 09:54	04/25/22 15:10	1,6020B	WP
Iron, Dissolved	ND		mg/l	0.0500	0.0191	1	04/25/22 09:54	04/25/22 15:10	1,6020B	WP
Lead, Dissolved	ND		mg/l	0.00100	0.00034	1	04/25/22 09:54	04/25/22 15:10	1,6020B	WP
Magnesium, Dissolved	ND		mg/l	0.0700	0.0242	1	04/25/22 09:54	04/25/22 15:10	1,6020B	WP
Manganese, Dissolved	ND		mg/l	0.00100	0.00044	1	04/25/22 09:54	04/25/22 15:10	1,6020B	WP
Nickel, Dissolved	ND		mg/l	0.00200	0.00055	1	04/25/22 09:54	04/25/22 15:10	1,6020B	WP
Potassium, Dissolved	ND		mg/l	0.100	0.0309	1	04/25/22 09:54	04/25/22 15:10	1,6020B	WP
Selenium, Dissolved	ND		mg/l	0.00500	0.00173	1	04/25/22 09:54	04/25/22 15:10	1,6020B	WP
Silver, Dissolved	ND		mg/l	0.00040	0.00016	1	04/25/22 09:54	04/25/22 15:10	1,6020B	WP
Sodium, Dissolved	0.0635	J	mg/l	0.100	0.0293	1	04/25/22 09:54	04/25/22 15:10	1,6020B	WP
Thallium, Dissolved	0.00015	J	mg/l	0.00100	0.00014	1	04/25/22 09:54	04/25/22 15:10	1,6020B	WP
Vanadium, Dissolved	ND		mg/l	0.00500	0.00157	1	04/25/22 09:54	04/25/22 15:10	1,6020B	WP
Zinc, Dissolved	ND		mg/l	0.01000	0.00341	1	04/25/22 09:54	04/25/22 15:10	1,6020B	WP

Prep Information

Digestion Method: EPA 3005A

Parameter	Result	Qualifier	Units	RL	MDL	Dilution Factor	Date Prepared	Date Analyzed	Analytical Method	Analyst
Dissolved Metals - Mansfield Lab for sample(s): 01-03,06 Batch: WG1630054-1										
Mercury, Dissolved	ND		mg/l	0.00020	0.00009	1	04/25/22 10:50	04/26/22 09:58	1,7470A	DMB



Project Name: AOC-32 SURFACE WATER SAMPLING
Project Number: 0127981-025

Lab Number: L2220562
Report Date: 05/26/22

Method Blank Analysis Batch Quality Control

Prep Information

Digestion Method: EPA 7470A

Parameter	Result Qualifier	Units	RL	MDL	Dilution Factor	Date Prepared	Date Analyzed	Analytical Method	Analyst
Total Metals - Mansfield Lab for sample(s): 01-03,06 Batch: WG1630149-1									
Aluminum, Total	ND	mg/l	0.0100	0.00327	1	04/25/22 14:51	04/25/22 19:23	1,6020B	WP
Antimony, Total	ND	mg/l	0.00400	0.00042	1	04/25/22 14:51	04/25/22 19:23	1,6020B	WP
Arsenic, Total	ND	mg/l	0.00050	0.00016	1	04/25/22 14:51	04/25/22 19:23	1,6020B	WP
Barium, Total	ND	mg/l	0.00050	0.00017	1	04/25/22 14:51	04/25/22 19:23	1,6020B	WP
Beryllium, Total	ND	mg/l	0.00050	0.00010	1	04/25/22 14:51	04/25/22 19:23	1,6020B	WP
Cadmium, Total	ND	mg/l	0.00020	0.00005	1	04/25/22 14:51	04/25/22 19:23	1,6020B	WP
Calcium, Total	ND	mg/l	0.100	0.0394	1	04/25/22 14:51	04/25/22 19:23	1,6020B	WP
Chromium, Total	ND	mg/l	0.00100	0.00017	1	04/25/22 14:51	04/25/22 19:23	1,6020B	WP
Cobalt, Total	ND	mg/l	0.00050	0.00016	1	04/25/22 14:51	04/25/22 19:23	1,6020B	WP
Copper, Total	ND	mg/l	0.00100	0.00038	1	04/25/22 14:51	04/25/22 19:23	1,6020B	WP
Iron, Total	ND	mg/l	0.0500	0.0191	1	04/25/22 14:51	04/25/22 19:23	1,6020B	WP
Lead, Total	ND	mg/l	0.00100	0.00034	1	04/25/22 14:51	04/25/22 19:23	1,6020B	WP
Magnesium, Total	ND	mg/l	0.0700	0.0242	1	04/25/22 14:51	04/25/22 19:23	1,6020B	WP
Manganese, Total	ND	mg/l	0.00100	0.00044	1	04/25/22 14:51	04/25/22 19:23	1,6020B	WP
Nickel, Total	ND	mg/l	0.00200	0.00055	1	04/25/22 14:51	04/25/22 19:23	1,6020B	WP
Potassium, Total	ND	mg/l	0.100	0.0309	1	04/25/22 14:51	04/25/22 19:23	1,6020B	WP
Selenium, Total	ND	mg/l	0.00500	0.00173	1	04/25/22 14:51	04/25/22 19:23	1,6020B	WP
Silver, Total	ND	mg/l	0.00040	0.00016	1	04/25/22 14:51	04/25/22 19:23	1,6020B	WP
Sodium, Total	ND	mg/l	0.100	0.0293	1	04/25/22 14:51	04/25/22 19:23	1,6020B	WP
Thallium, Total	ND	mg/l	0.00100	0.00014	1	04/25/22 14:51	04/25/22 19:23	1,6020B	WP
Vanadium, Total	ND	mg/l	0.00500	0.00157	1	04/25/22 14:51	04/25/22 19:23	1,6020B	WP
Zinc, Total	ND	mg/l	0.01000	0.00341	1	04/25/22 14:51	04/25/22 19:23	1,6020B	WP

Prep Information

Digestion Method: EPA 3005A



Project Name: AOC-32 SURFACE WATER SAMPLING
Project Number: 0127981-025

Lab Number: L2220562
Report Date: 05/26/22

Method Blank Analysis Batch Quality Control

Parameter	Result Qualifier	Units	RL	MDL	Dilution Factor	Date Prepared	Date Analyzed	Analytical Method	Analyst
Total Metals - Mansfield Lab for sample(s): 01-03,06 Batch: WG1631219-1									
Mercury, Total	ND	mg/l	0.00020	0.00009	1	04/26/22 15:25	04/27/22 10:17	1,7470A	DMB

Prep Information

Digestion Method: EPA 7470A

Lab Control Sample Analysis

Batch Quality Control

Project Name: AOC-32 SURFACE WATER SAMPLING
Project Number: 0127981-025

Lab Number: L2220562
Report Date: 05/26/22

Parameter	LCS		LCSD		%Recovery Limits	RPD	Qual	RPD Limits
	%Recovery	Qual	%Recovery	Qual				
Dissolved Metals - Mansfield Lab Associated sample(s): 01-03,06 Batch: WG1630052-2								
Aluminum, Dissolved	97		-		80-120	-		
Antimony, Dissolved	82		-		80-120	-		
Arsenic, Dissolved	98		-		80-120	-		
Barium, Dissolved	98		-		80-120	-		
Beryllium, Dissolved	105		-		80-120	-		
Cadmium, Dissolved	101		-		80-120	-		
Calcium, Dissolved	96		-		80-120	-		
Chromium, Dissolved	98		-		80-120	-		
Cobalt, Dissolved	93		-		80-120	-		
Copper, Dissolved	90		-		80-120	-		
Iron, Dissolved	103		-		80-120	-		
Lead, Dissolved	103		-		80-120	-		
Magnesium, Dissolved	106		-		80-120	-		
Manganese, Dissolved	101		-		80-120	-		
Nickel, Dissolved	95		-		80-120	-		
Potassium, Dissolved	105		-		80-120	-		
Selenium, Dissolved	108		-		80-120	-		
Silver, Dissolved	102		-		80-120	-		
Sodium, Dissolved	100		-		80-120	-		
Thallium, Dissolved	105		-		80-120	-		
Vanadium, Dissolved	99		-		80-120	-		

Lab Control Sample Analysis

Batch Quality Control

Project Name: AOC-32 SURFACE WATER SAMPLING
Project Number: 0127981-025

Lab Number: L2220562
Report Date: 05/26/22

Parameter	LCS %Recovery	LCSD %Recovery	%Recovery Limits	RPD	RPD Limits
Dissolved Metals - Mansfield Lab Associated sample(s): 01-03,06 Batch: WG1630052-2					
Zinc, Dissolved	89	-	80-120	-	
Dissolved Metals - Mansfield Lab Associated sample(s): 01-03,06 Batch: WG1630054-2					
Mercury, Dissolved	98	-	80-120	-	

Lab Control Sample Analysis

Batch Quality Control

Project Name: AOC-32 SURFACE WATER SAMPLING
Project Number: 0127981-025

Lab Number: L2220562
Report Date: 05/26/22

Parameter	LCS %Recovery	LCSD %Recovery	%Recovery Limits	RPD	RPD Limits
Total Metals - Mansfield Lab Associated sample(s): 01-03,06 Batch: WG1630149-2					
Aluminum, Total	94	-	80-120	-	
Antimony, Total	81	-	80-120	-	
Arsenic, Total	98	-	80-120	-	
Barium, Total	100	-	80-120	-	
Beryllium, Total	99	-	80-120	-	
Cadmium, Total	102	-	80-120	-	
Calcium, Total	94	-	80-120	-	
Chromium, Total	98	-	80-120	-	
Cobalt, Total	94	-	80-120	-	
Copper, Total	90	-	80-120	-	
Iron, Total	100	-	80-120	-	
Lead, Total	102	-	80-120	-	
Magnesium, Total	106	-	80-120	-	
Manganese, Total	100	-	80-120	-	
Nickel, Total	94	-	80-120	-	
Potassium, Total	100	-	80-120	-	
Selenium, Total	103	-	80-120	-	
Silver, Total	101	-	80-120	-	
Sodium, Total	100	-	80-120	-	
Thallium, Total	105	-	80-120	-	
Vanadium, Total	98	-	80-120	-	

Lab Control Sample Analysis

Batch Quality Control

Project Name: AOC-32 SURFACE WATER SAMPLING

Lab Number: L2220562

Project Number: 0127981-025

Report Date: 05/26/22

Parameter	LCS %Recovery	LCSD %Recovery	%Recovery Limits	RPD	RPD Limits
Total Metals - Mansfield Lab Associated sample(s): 01-03,06 Batch: WG1630149-2					
Zinc, Total	87	-	80-120	-	
Total Metals - Mansfield Lab Associated sample(s): 01-03,06 Batch: WG1631219-2					
Mercury, Total	85	-	80-120	-	

Matrix Spike Analysis Batch Quality Control

Project Name: AOC-32 SURFACE WATER SAMPLING
Project Number: 0127981-025

Lab Number: L2220562
Report Date: 05/26/22

Parameter	Native Sample	MS Added	MS Found	MS %Recovery	MSD Qual	MSD Found	MSD %Recovery	MSD Qual	Recovery Limits	RPD	RPD Qual	RPD Limits
Dissolved Metals - Mansfield Lab Associated sample(s): 01-03,06 QC Batch ID: WG1630052-3 QC Sample: L2220562-06 Client ID: 4125-042022-0001												
Aluminum, Dissolved	0.0240	2	1.86	92	-	-	-	-	75-125	-	-	20
Antimony, Dissolved	0.00069J	0.5	0.4019	80	-	-	-	-	75-125	-	-	20
Arsenic, Dissolved	0.00051	0.12	0.1148	95	-	-	-	-	75-125	-	-	20
Barium, Dissolved	0.04297	2	2.021	99	-	-	-	-	75-125	-	-	20
Beryllium, Dissolved	ND	0.05	0.05149	103	-	-	-	-	75-125	-	-	20
Cadmium, Dissolved	ND	0.053	0.05314	100	-	-	-	-	75-125	-	-	20
Calcium, Dissolved	29.4	10	38.6	92	-	-	-	-	75-125	-	-	20
Chromium, Dissolved	ND	0.2	0.1922	96	-	-	-	-	75-125	-	-	20
Cobalt, Dissolved	ND	0.5	0.4638	93	-	-	-	-	75-125	-	-	20
Copper, Dissolved	0.00126	0.25	0.2214	88	-	-	-	-	75-125	-	-	20
Iron, Dissolved	0.0420J	1	1.03	103	-	-	-	-	75-125	-	-	20
Lead, Dissolved	ND	0.53	0.5326	100	-	-	-	-	75-125	-	-	20
Magnesium, Dissolved	5.49	10	15.6	101	-	-	-	-	75-125	-	-	20
Manganese, Dissolved	0.00762	0.5	0.5083	100	-	-	-	-	75-125	-	-	20
Nickel, Dissolved	ND	0.5	0.4674	93	-	-	-	-	75-125	-	-	20
Potassium, Dissolved	1.35	10	11.7	104	-	-	-	-	75-125	-	-	20
Selenium, Dissolved	ND	0.12	0.122	102	-	-	-	-	75-125	-	-	20
Silver, Dissolved	ND	0.05	0.05068	101	-	-	-	-	75-125	-	-	20
Sodium, Dissolved	40.3	10	46.8	65	Q	-	-	-	75-125	-	-	20
Thallium, Dissolved	ND	0.12	0.1243	104	-	-	-	-	75-125	-	-	20
Vanadium, Dissolved	ND	0.5	0.4752	95	-	-	-	-	75-125	-	-	20

Matrix Spike Analysis Batch Quality Control

Project Name: AOC-32 SURFACE WATER SAMPLING
Project Number: 0127981-025

Lab Number: L2220562
Report Date: 05/26/22

Parameter	Native Sample	MS Added	MS Found	MS %Recovery	MSD Found	MSD %Recovery	Recovery Limits	RPD	RPD Limits
Dissolved Metals - Mansfield Lab Associated sample(s): 01-03,06 QC Batch ID: WG1630052-3 QC Sample: L2220562-06 Client ID: 4125-042022-0001									
Zinc, Dissolved	ND	0.5	0.4409	88	-	-	75-125	-	20
Dissolved Metals - Mansfield Lab Associated sample(s): 01-03,06 QC Batch ID: WG1630054-3 QC Sample: L2220562-02 Client ID: SW-BGKD-01-0.75									
Mercury, Dissolved	ND	0.005	0.00501	100	-	-	75-125	-	20

Matrix Spike Analysis Batch Quality Control

Project Name: AOC-32 SURFACE WATER SAMPLING
Project Number: 0127981-025

Lab Number: L2220562
Report Date: 05/26/22

Parameter	Native Sample	MS Added	MS Found	MS %Recovery	MSD Found	MSD %Recovery	Recovery Limits	RPD	RPD Limits
Total Metals - Mansfield Lab Associated sample(s): 01-03,06 QC Batch ID: WG1630149-3 QC Sample: L2220562-01 Client ID: SW-BGKD-02-0.5									
Aluminum, Total	0.645	2	2.44	90	-	-	75-125	-	20
Antimony, Total	0.00084J	0.5	0.3578	72	Q	-	75-125	-	20
Arsenic, Total	0.00064	0.12	0.09910	82	-	-	75-125	-	20
Barium, Total	0.05336	2	1.978	96	-	-	75-125	-	20
Beryllium, Total	ND	0.05	0.05047	101	-	-	75-125	-	20
Cadmium, Total	ND	0.053	0.05121	97	-	-	75-125	-	20
Calcium, Total	29.9	10	37.6	77	-	-	75-125	-	20
Chromium, Total	0.00100	0.2	0.1830	91	-	-	75-125	-	20
Cobalt, Total	0.00064	0.5	0.4543	91	-	-	75-125	-	20
Copper, Total	0.00181	0.25	0.2189	87	-	-	75-125	-	20
Iron, Total	1.16	1	2.12	96	-	-	75-125	-	20
Lead, Total	0.00119	0.53	0.5185	98	-	-	75-125	-	20
Magnesium, Total	5.96	10	15.4	94	-	-	75-125	-	20
Manganese, Total	0.05122	0.5	0.5334	96	-	-	75-125	-	20
Nickel, Total	0.00159J	0.5	0.4607	92	-	-	75-125	-	20
Potassium, Total	1.29	10	10.7	94	-	-	75-125	-	20
Selenium, Total	ND	0.12	0.120	100	-	-	75-125	-	20
Silver, Total	ND	0.05	0.04847	97	-	-	75-125	-	20
Sodium, Total	40.7	10	45.9	52	Q	-	75-125	-	20
Thallium, Total	ND	0.12	0.1187	99	-	-	75-125	-	20
Vanadium, Total	ND	0.5	0.4691	94	-	-	75-125	-	20

Matrix Spike Analysis
Batch Quality Control

Project Name: AOC-32 SURFACE WATER SAMPLING
Project Number: 0127981-025

Lab Number: L2220562
Report Date: 05/26/22

Parameter	Native Sample	MS Added	MS Found	MS %Recovery	MSD Found	MSD %Recovery	Recovery Limits	RPD	RPD Limits
Total Metals - Mansfield Lab Associated sample(s): 01-03,06 QC Batch ID: WG1630149-3 QC Sample: L2220562-01 Client ID: SW-BGKD-02-0.5									
Zinc, Total	0.01706	0.5	0.4392	84	-	-	75-125	-	20
Total Metals - Mansfield Lab Associated sample(s): 01-03,06 QC Batch ID: WG1631219-3 QC Sample: L2220562-02 Client ID: SW-BGKD-01-0.75									
Mercury, Total	ND	0.005	0.00465	93	-	-	75-125	-	20

Lab Duplicate Analysis

Batch Quality Control

Project Name: AOC-32 SURFACE WATER SAMPLING
Project Number: 0127981-025

Lab Number: L2220562
Report Date: 05/26/22

Parameter	Native Sample	Duplicate Sample	Units	RPD	Qual	RPD Limits
Dissolved Metals - Mansfield Lab Associated sample(s): 01-03,06 QC Batch ID: WG1630052-4 QC Sample: L2220562-06 Client ID: 4125-042022-0001						
Aluminum, Dissolved	0.0240	0.0264	mg/l	10		20
Antimony, Dissolved	0.00069J	0.00126J	mg/l	NC		20
Arsenic, Dissolved	0.00051	0.00045J	mg/l	NC		20
Barium, Dissolved	0.04297	0.04243	mg/l	1		20
Beryllium, Dissolved	ND	ND	mg/l	NC		20
Cadmium, Dissolved	ND	ND	mg/l	NC		20
Calcium, Dissolved	29.4	29.4	mg/l	0		20
Chromium, Dissolved	ND	ND	mg/l	NC		20
Cobalt, Dissolved	ND	ND	mg/l	NC		20
Copper, Dissolved	0.00126	0.00132	mg/l	5		20
Iron, Dissolved	0.0420J	0.0508	mg/l	NC		20
Lead, Dissolved	ND	ND	mg/l	NC		20
Magnesium, Dissolved	5.49	5.69	mg/l	4		20
Manganese, Dissolved	0.00762	0.00769	mg/l	1		20
Nickel, Dissolved	ND	ND	mg/l	NC		20
Potassium, Dissolved	1.35	1.36	mg/l	1		20
Selenium, Dissolved	ND	ND	mg/l	NC		20
Silver, Dissolved	ND	ND	mg/l	NC		20
Sodium, Dissolved	40.3	41.0	mg/l	2		20

Lab Duplicate Analysis

Batch Quality Control

Project Name: AOC-32 SURFACE WATER SAMPLING
Project Number: 0127981-025

Lab Number: L2220562
Report Date: 05/26/22

Parameter	Native Sample	Duplicate Sample	Units	RPD	RPD Limits
Dissolved Metals - Mansfield Lab Associated sample(s): 01-03,06 QC Batch ID: WG1630052-4 QC Sample: L2220562-06 Client ID: 4125-042022-0001					
Thallium, Dissolved	ND	0.00043J	mg/l	NC	20
Vanadium, Dissolved	ND	ND	mg/l	NC	20
Zinc, Dissolved	ND	ND	mg/l	NC	20
Dissolved Metals - Mansfield Lab Associated sample(s): 01-03,06 QC Batch ID: WG1630054-4 QC Sample: L2220562-02 Client ID: SW-BGKD-01-0.75					
Mercury, Dissolved	ND	ND	mg/l	NC	20

Lab Duplicate Analysis

Batch Quality Control

Project Name: AOC-32 SURFACE WATER SAMPLING
Project Number: 0127981-025

Lab Number: L2220562
Report Date: 05/26/22

Parameter	Native Sample	Duplicate Sample	Units	RPD	RPD Limits
Total Metals - Mansfield Lab Associated sample(s): 01-03,06 QC Batch ID: WG1630149-4 QC Sample: L2220562-01 Client ID: SW-BGKD-02-0.5					
Aluminum, Total	0.645	0.619	mg/l	4	20
Antimony, Total	0.00084J	0.00145J	mg/l	NC	20
Arsenic, Total	0.00064	0.00070	mg/l	9	20
Barium, Total	0.05336	0.05203	mg/l	3	20
Beryllium, Total	ND	ND	mg/l	NC	20
Cadmium, Total	ND	ND	mg/l	NC	20
Calcium, Total	29.9	28.7	mg/l	4	20
Chromium, Total	0.00100	0.00106	mg/l	6	20
Cobalt, Total	0.00064	0.00063	mg/l	1	20
Copper, Total	0.00181	0.00161	mg/l	11	20
Iron, Total	1.16	1.13	mg/l	3	20
Lead, Total	0.00119	0.00118	mg/l	1	20
Magnesium, Total	5.96	5.61	mg/l	6	20
Manganese, Total	0.05122	0.05072	mg/l	1	20
Nickel, Total	0.00159J	0.00147J	mg/l	NC	20
Potassium, Total	1.29	1.24	mg/l	4	20
Selenium, Total	ND	ND	mg/l	NC	20
Silver, Total	ND	ND	mg/l	NC	20
Sodium, Total	40.7	39.2	mg/l	4	20

Lab Duplicate Analysis

Batch Quality Control

Project Name: AOC-32 SURFACE WATER SAMPLING
Project Number: 0127981-025

Lab Number: L2220562
Report Date: 05/26/22

Parameter	Native Sample	Duplicate Sample	Units	RPD	RPD Limits
Total Metals - Mansfield Lab Associated sample(s): 01-03,06 QC Batch ID: WG1630149-4 QC Sample: L2220562-01 Client ID: SW-BGKD-02-0.5					
Thallium, Total	ND	0.00040J	mg/l	NC	20
Vanadium, Total	ND	ND	mg/l	NC	20
Zinc, Total	0.01706	0.01578	mg/l	8	20
Total Metals - Mansfield Lab Associated sample(s): 01-03,06 QC Batch ID: WG1631219-4 QC Sample: L2220562-02 Client ID: SW-BGKD-01-0.75					
Mercury, Total	ND	ND	mg/l	NC	20

Project Name: AOC-32 SURFACE WATER SAMPLING
Project Number: 0127981-025

**Lab Serial Dilution
 Analysis
 Batch Quality Control**

Lab Number: L2220562
Report Date: 05/26/22

Parameter	Native Sample	Serial Dilution	Units	% D	Qual	RPD Limits
Dissolved Metals - Mansfield Lab Associated sample(s): 01-03,06 QC Batch ID: WG1630052-6 QC Sample: L2220562-06 Client ID: 4125-042022-0001						
Barium, Dissolved	0.04297	0.04493	mg/l	5		20
Calcium, Dissolved	29.4	30.3	mg/l	3		20
Magnesium, Dissolved	5.49	5.81	mg/l	6		20
Sodium, Dissolved	40.3	40.1	mg/l	0		20
Total Metals - Mansfield Lab Associated sample(s): 01-03,06 QC Batch ID: WG1630149-6 QC Sample: L2220562-01 Client ID: SW-BGKD-02-0.5						
Aluminum, Total	0.645	0.657	mg/l	2		20
Barium, Total	0.05336	0.05354	mg/l	0		20
Calcium, Total	29.9	30.8	mg/l	3		20
Magnesium, Total	5.96	6.06	mg/l	2		20
Manganese, Total	0.05122	0.05266	mg/l	3		20
Sodium, Total	40.7	38.8	mg/l	5		20

Project Name: AOC-32 SURFACE WATER SAMPLING**Lab Number:** L2220562**Project Number:** 0127981-025**Report Date:** 05/26/22**Sample Receipt and Container Information**

Were project specific reporting limits specified?

YES

Cooler Information

Cooler	Custody Seal
A	Absent

Container Information

Container ID	Container Type	Cooler	Initial pH	Final pH	Temp deg C	Pres	Seal	Frozen Date/Time	Analysis(*)
L2220562-01A	Vial HCl preserved	A	NA		4.0	Y	Absent		NYTCL-8260(14)
L2220562-01B	Vial HCl preserved	A	NA		4.0	Y	Absent		NYTCL-8260(14)
L2220562-01C	Vial HCl preserved	A	NA		4.0	Y	Absent		NYTCL-8260(14)
L2220562-01D	Plastic 250ml Trizma preserved	A	NA		4.0	Y	Absent		A2-NY-537-ISOTOPE(14)
L2220562-01E	Plastic 250ml Trizma preserved	A	NA		4.0	Y	Absent		A2-NY-537-ISOTOPE(14)
L2220562-01F	Plastic 250ml unpreserved	A	7	7	4.0	Y	Absent		-
L2220562-01G	Plastic 250ml HNO3 preserved	A	<2	<2	4.0	Y	Absent		FE-6020T(180),SE-6020T(180),TL-6020T(180),BA-6020T(180),CA-6020T(180),K-6020T(180),CR-6020T(180),NI-6020T(180),CU-6020T(180),NA-6020T(180),ZN-6020T(180),PB-6020T(180),BE-6020T(180),MN-6020T(180),AS-6020T(180),SB-6020T(180),V-6020T(180),AG-6020T(180),HG-T(28),AL-6020T(180),CD-6020T(180),MG-6020T(180),CO-6020T(180)
L2220562-01H	Amber 250ml unpreserved	A	7	7	4.0	Y	Absent		A2-1,4-DIOXANE-SIM(7)
L2220562-01I	Amber 250ml unpreserved	A	7	7	4.0	Y	Absent		A2-1,4-DIOXANE-SIM(7)
L2220562-01X	Plastic 120ml HNO3 preserved Filtrates	A	NA		4.0	Y	Absent		CU-6020S(180),V-6020S(180),SE-6020S(180),K-6020S(180),MN-6020S(180),BE-6020S(180),MG-6020S(180),ZN-6020S(180),CO-6020S(180),CA-6020S(180),CR-6020S(180),FE-6020S(180),PB-6020S(180),TL-6020S(180),BA-6020S(180),NI-6020S(180),NA-6020S(180),SB-6020S(180),AG-6020S(180),AS-6020S(180),HG-S(28),AL-6020S(180),CD-6020S(180)
L2220562-02A	Vial HCl preserved	A	NA		4.0	Y	Absent		NYTCL-8260(14)
L2220562-02B	Vial HCl preserved	A	NA		4.0	Y	Absent		NYTCL-8260(14)
L2220562-02C	Vial HCl preserved	A	NA		4.0	Y	Absent		NYTCL-8260(14)
L2220562-02D	Plastic 250ml Trizma preserved	A	NA		4.0	Y	Absent		A2-NY-537-ISOTOPE(14)

Project Name: AOC-32 SURFACE WATER SAMPLING
Project Number: 0127981-025

Serial_No:05262215:31
Lab Number: L2220562
Report Date: 05/26/22

Container Information

Container ID	Container Type	Cooler	Initial pH	Final pH	Temp deg C	Pres	Seal	Frozen Date/Time	Analysis(*)
L2220562-02E	Plastic 250ml Trizma preserved	A	NA		4.0	Y	Absent		A2-NY-537-ISOTOPE(14)
L2220562-02F	Plastic 250ml unpreserved	A	7	7	4.0	Y	Absent		-
L2220562-02G	Plastic 250ml HNO3 preserved	A	<2	<2	4.0	Y	Absent		BA-6020T(180),TL-6020T(180),FE-6020T(180),SE-6020T(180),NI-6020T(180),CR-6020T(180),K-6020T(180),CA-6020T(180),NA-6020T(180),CU-6020T(180),ZN-6020T(180),PB-6020T(180),BE-6020T(180),MN-6020T(180),AS-6020T(180),V-6020T(180),SB-6020T(180),AG-6020T(180),CD-6020T(180),HG-T(28),MG-6020T(180),AL-6020T(180),CO-6020T(180)
L2220562-02H	Amber 250ml unpreserved	A	7	7	4.0	Y	Absent		A2-1,4-DIOXANE-SIM(7)
L2220562-02I	Amber 250ml unpreserved	A	7	7	4.0	Y	Absent		A2-1,4-DIOXANE-SIM(7)
L2220562-02X	Plastic 120ml HNO3 preserved Filtrates	A	NA		4.0	Y	Absent		V-6020S(180),CU-6020S(180),SE-6020S(180),K-6020S(180),MN-6020S(180),ZN-6020S(180),BE-6020S(180),CO-6020S(180),MG-6020S(180),FE-6020S(180),CR-6020S(180),CA-6020S(180),NA-6020S(180),PB-6020S(180),TL-6020S(180),NI-6020S(180),BA-6020S(180),SB-6020S(180),AS-6020S(180),AG-6020S(180),CD-6020S(180),AL-6020S(180),HG-S(28)
L2220562-03A	Vial HCl preserved	A	NA		4.0	Y	Absent		NYTCL-8260(14)
L2220562-03B	Vial HCl preserved	A	NA		4.0	Y	Absent		NYTCL-8260(14)
L2220562-03C	Vial HCl preserved	A	NA		4.0	Y	Absent		NYTCL-8260(14)
L2220562-03D	Plastic 250ml Trizma preserved	A	NA		4.0	Y	Absent		A2-NY-537-ISOTOPE(14)
L2220562-03E	Plastic 250ml Trizma preserved	A	NA		4.0	Y	Absent		A2-NY-537-ISOTOPE(14)
L2220562-03F	Plastic 250ml unpreserved	A	7	7	4.0	Y	Absent		-
L2220562-03G	Plastic 250ml HNO3 preserved	A	<2	<2	4.0	Y	Absent		FE-6020T(180),SE-6020T(180),TL-6020T(180),BA-6020T(180),CA-6020T(180),CR-6020T(180),NI-6020T(180),K-6020T(180),ZN-6020T(180),NA-6020T(180),CU-6020T(180),PB-6020T(180),MN-6020T(180),BE-6020T(180),AS-6020T(180),V-6020T(180),SB-6020T(180),CD-6020T(180),MG-6020T(180),AG-6020T(180),AL-6020T(180),HG-T(28),CO-6020T(180)
L2220562-03H	Amber 250ml unpreserved	A	7	7	4.0	Y	Absent		A2-1,4-DIOXANE-SIM(7)
L2220562-03I	Amber 250ml unpreserved	A	7	7	4.0	Y	Absent		A2-1,4-DIOXANE-SIM(7)

*Values in parentheses indicate holding time in days



Project Name: AOC-32 SURFACE WATER SAMPLING

Lab Number: L2220562

Project Number: 0127981-025

Report Date: 05/26/22

Container Information

Container ID	Container Type	Cooler	Initial pH	Final pH	Temp deg C	Pres	Seal	Frozen Date/Time	Analysis(*)
L2220562-03X	Plastic 120ml HNO3 preserved Filtrates	A	NA		4.0	Y	Absent		K-6020S(180),SE-6020S(180),V-6020S(180),CU-6020S(180),MN-6020S(180),MG-6020S(180),ZN-6020S(180),BE-6020S(180),CO-6020S(180),CR-6020S(180),CA-6020S(180),FE-6020S(180),NI-6020S(180),PB-6020S(180),NA-6020S(180),TL-6020S(180),BA-6020S(180),SB-6020S(180),AS-6020S(180),AG-6020S(180),HG-S(28),AL-6020S(180),CD-6020S(180)
L2220562-04A	Vial HCl preserved	A	NA		4.0	Y	Absent		NYTCL-8260(14)
L2220562-04B	Vial HCl preserved	A	NA		4.0	Y	Absent		NYTCL-8260(14)
L2220562-04C	Plastic 250ml unpreserved	A	NA		4.0	Y	Absent		A2-NY-537-ISOTOPE(14)
L2220562-05A	Plastic 250ml Trizma preserved	A	NA		4.0	Y	Absent		A2-NY-537-ISOTOPE(14)
L2220562-05B	Plastic 250ml Trizma preserved	A	NA		4.0	Y	Absent		A2-NY-537-ISOTOPE(14)
L2220562-06A	Vial HCl preserved	A	NA		4.0	Y	Absent		NYTCL-8260(14)
L2220562-06B	Vial HCl preserved	A	NA		4.0	Y	Absent		NYTCL-8260(14)
L2220562-06C	Vial HCl preserved	A	NA		4.0	Y	Absent		NYTCL-8260(14)
L2220562-06D	Plastic 250ml Trizma preserved	A	NA		4.0	Y	Absent		A2-NY-537-ISOTOPE(14)
L2220562-06E	Plastic 250ml Trizma preserved	A	NA		4.0	Y	Absent		A2-NY-537-ISOTOPE(14)
L2220562-06F	Plastic 250ml unpreserved	A	7	7	4.0	Y	Absent		-
L2220562-06G	Plastic 250ml HNO3 preserved	A	<2	<2	4.0	Y	Absent		TL-6020T(180),BA-6020T(180),SE-6020T(180),FE-6020T(180),K-6020T(180),NI-6020T(180),CA-6020T(180),CR-6020T(180),ZN-6020T(180),NA-6020T(180),CU-6020T(180),PB-6020T(180),BE-6020T(180),MN-6020T(180),V-6020T(180),AS-6020T(180),SB-6020T(180),AG-6020T(180),HG-T(28),CD-6020T(180),MG-6020T(180),AL-6020T(180),CO-6020T(180)
L2220562-06H	Amber 250ml unpreserved	A	7	7	4.0	Y	Absent		A2-1,4-DIOXANE-SIM(7)
L2220562-06I	Amber 250ml unpreserved	A	7	7	4.0	Y	Absent		A2-1,4-DIOXANE-SIM(7)

Project Name: AOC-32 SURFACE WATER SAMPLING

Project Number: 0127981-025

Serial_No:05262215:31

Lab Number: L2220562

Report Date: 05/26/22

Container Information

Container ID	Container Type	Cooler	Initial pH	Final pH	Temp deg C	Pres	Seal	Frozen Date/Time	Analysis(*)
L2220562-06X	Plastic 120ml HNO3 preserved Filtrates	A	NA		4.0	Y	Absent		SE-6020S(180),CU-6020S(180),V-6020S(180),K-6020S(180),MN-6020S(180),BE-6020S(180),CO-6020S(180),MG-6020S(180),ZN-6020S(180),CA-6020S(180),FE-6020S(180),CR-6020S(180),NA-6020S(180),NI-6020S(180),BA-6020S(180),TL-6020S(180),PB-6020S(180),AG-6020S(180),AS-6020S(180),SB-6020S(180),HG-S(28),AL-6020S(180),CD-6020S(180)

*Values in parentheses indicate holding time in days



Project Name: AOC-32 SURFACE WATER SAMPLING
Project Number: 0127981-025

Serial_No:05262215:31
Lab Number: L2220562
Report Date: 05/26/22

PFAS PARAMETER SUMMARY

Parameter	Acronym	CAS Number
PERFLUOROALKYL CARBOXYLIC ACIDS (PFCAs)		
Perfluorooctadecanoic Acid	PFODA	16517-11-6
Perfluorohexadecanoic Acid	PFHxDA	67905-19-5
Perfluorotetradecanoic Acid	PFTA	376-06-7
Perfluorotridecanoic Acid	PFTrDA	72629-94-8
Perfluorododecanoic Acid	PFDoA	307-55-1
Perfluoroundecanoic Acid	PFUnA	2058-94-8
Perfluorodecanoic Acid	PFDA	335-76-2
Perfluorononanoic Acid	PFNA	375-95-1
Perfluorooctanoic Acid	PFOA	335-67-1
Perfluoroheptanoic Acid	PFHpA	375-85-9
Perfluorohexanoic Acid	PFHxA	307-24-4
Perfluoropentanoic Acid	PFPeA	2706-90-3
Perfluorobutanoic Acid	PFBA	375-22-4
PERFLUOROALKYL SULFONIC ACIDS (PFSAs)		
Perfluorododecanesulfonic Acid	PFDoDS	79780-39-5
Perfluorodecanesulfonic Acid	PFDS	335-77-3
Perfluorononanesulfonic Acid	PFNS	68259-12-1
Perfluorooctanesulfonic Acid	PFOS	1763-23-1
Perfluoroheptanesulfonic Acid	PFHpS	375-92-8
Perfluorohexanesulfonic Acid	PFHxS	355-46-4
Perfluoropentanesulfonic Acid	PFPeS	2706-91-4
Perfluorobutanesulfonic Acid	PFBS	375-73-5
FLUOROTELOMERS		
1H,1H,2H,2H-Perfluorododecanesulfonic Acid	10:2FTS	120226-60-0
1H,1H,2H,2H-Perfluorodecanesulfonic Acid	8:2FTS	39108-34-4
1H,1H,2H,2H-Perfluorooctanesulfonic Acid	6:2FTS	27619-97-2
1H,1H,2H,2H-Perfluorohexanesulfonic Acid	4:2FTS	757124-72-4
PERFLUOROALKANE SULFONAMIDES (FASAs)		
Perfluorooctanesulfonamide	FOSA	754-91-6
N-Ethyl Perfluorooctane Sulfonamide	NEtFOSA	4151-50-2
N-Methyl Perfluorooctane Sulfonamide	NMeFOSA	31506-32-8
PERFLUOROALKANE SULFONYL SUBSTANCES		
N-Ethyl Perfluorooctanesulfonamido Ethanol	NEtFOSE	1691-99-2
N-Methyl Perfluorooctanesulfonamido Ethanol	NMeFOSE	24448-09-7
N-Ethyl Perfluorooctanesulfonamidoacetic Acid	NEtFOSAA	2991-50-6
N-Methyl Perfluorooctanesulfonamidoacetic Acid	NMeFOSAA	2355-31-9
PER- and POLYFLUOROALKYL ETHER CARBOXYLIC ACIDS		
2,3,3,3-Tetrafluoro-2-[1,1,2,2,3,3,3-Heptafluoropropoxy]-Propanoic Acid	HFPO-DA	13252-13-6
4,8-Dioxa-3h-Perfluorononanoic Acid	ADONA	919005-14-4
CHLORO-PERFLUOROALKYL SULFONIC ACIDS		
11-Chloroeicosafuoro-3-Oxaundecane-1-Sulfonic Acid	11Cl-PF3OUdS	763051-92-9
9-Chlorohexadecafluoro-3-Oxanone-1-Sulfonic Acid	9Cl-PF3ONS	756426-58-1
PERFLUOROETHER SULFONIC ACIDS (PFESAs)		
Perfluoro(2-Ethoxyethane)Sulfonic Acid	PFEEESA	113507-82-7
PERFLUOROETHER/POLYETHER CARBOXYLIC ACIDS (PFPCAs)		
Perfluoro-3-Methoxypropanoic Acid	PFMPA	377-73-1
Perfluoro-4-Methoxybutanoic Acid	PFMBA	863090-89-5
Nonafluoro-3,6-Dioxaheptanoic Acid	NFDHA	151772-58-6

Project Name: AOC-32 SURFACE WATER SAMPLING**Lab Number:** L2220562**Project Number:** 0127981-025**Report Date:** 05/26/22

GLOSSARY

Acronyms

DL	- Detection Limit: This value represents the level to which target analyte concentrations are reported as estimated values, when those target analyte concentrations are quantified below the limit of quantitation (LOQ). The DL includes any adjustments from dilutions, concentrations or moisture content, where applicable. (DoD report formats only.)
EDL	- Estimated Detection Limit: This value represents the level to which target analyte concentrations are reported as estimated values, when those target analyte concentrations are quantified below the reporting limit (RL). The EDL includes any adjustments from dilutions, concentrations or moisture content, where applicable. The use of EDLs is specific to the analysis of PAHs using Solid-Phase Microextraction (SPME).
EMPC	- Estimated Maximum Possible Concentration: The concentration that results from the signal present at the retention time of an analyte when the ions meet all of the identification criteria except the ion abundance ratio criteria. An EMPC is a worst-case estimate of the concentration.
EPA	- Environmental Protection Agency.
LCS	- Laboratory Control Sample: A sample matrix, free from the analytes of interest, spiked with verified known amounts of analytes or a material containing known and verified amounts of analytes.
LCSD	- Laboratory Control Sample Duplicate: Refer to LCS.
LFB	- Laboratory Fortified Blank: A sample matrix, free from the analytes of interest, spiked with verified known amounts of analytes or a material containing known and verified amounts of analytes.
LOD	- Limit of Detection: This value represents the level to which a target analyte can reliably be detected for a specific analyte in a specific matrix by a specific method. The LOD includes any adjustments from dilutions, concentrations or moisture content, where applicable. (DoD report formats only.)
LOQ	- Limit of Quantitation: The value at which an instrument can accurately measure an analyte at a specific concentration. The LOQ includes any adjustments from dilutions, concentrations or moisture content, where applicable. (DoD report formats only.) Limit of Quantitation: The value at which an instrument can accurately measure an analyte at a specific concentration. The LOQ includes any adjustments from dilutions, concentrations or moisture content, where applicable. (DoD report formats only.)
MDL	- Method Detection Limit: This value represents the level to which target analyte concentrations are reported as estimated values, when those target analyte concentrations are quantified below the reporting limit (RL). The MDL includes any adjustments from dilutions, concentrations or moisture content, where applicable.
MS	- Matrix Spike Sample: A sample prepared by adding a known mass of target analyte to a specified amount of matrix sample for which an independent estimate of target analyte concentration is available. For Method 332.0, the spike recovery is calculated using the native concentration, including estimated values.
MSD	- Matrix Spike Sample Duplicate: Refer to MS.
NA	- Not Applicable.
NC	- Not Calculated: Term is utilized when one or more of the results utilized in the calculation are non-detect at the parameter's reporting unit.
NDPA/DPA	- N-Nitrosodiphenylamine/Diphenylamine.
NI	- Not Ignitable.
NP	- Non-Plastic: Term is utilized for the analysis of Atterberg Limits in soil.
NR	- No Results: Term is utilized when 'No Target Compounds Requested' is reported for the analysis of Volatile or Semivolatile Organic TIC only requests.
RL	- Reporting Limit: The value at which an instrument can accurately measure an analyte at a specific concentration. The RL includes any adjustments from dilutions, concentrations or moisture content, where applicable.
RPD	- Relative Percent Difference: The results from matrix and/or matrix spike duplicates are primarily designed to assess the precision of analytical results in a given matrix and are expressed as relative percent difference (RPD). Values which are less than five times the reporting limit for any individual parameter are evaluated by utilizing the absolute difference between the values; although the RPD value will be provided in the report.
SRM	- Standard Reference Material: A reference sample of a known or certified value that is of the same or similar matrix as the associated field samples.
STLP	- Semi-dynamic Tank Leaching Procedure per EPA Method 1315.
TEF	- Toxic Equivalency Factors: The values assigned to each dioxin and furan to evaluate their toxicity relative to 2,3,7,8-TCDD.
TEQ	- Toxic Equivalent: The measure of a sample's toxicity derived by multiplying each dioxin and furan by its corresponding TEF and then summing the resulting values.
TIC	- Tentatively Identified Compound: A compound that has been identified to be present and is not part of the target compound list (TCL) for the method and/or program. All TICs are qualitatively identified and reported as estimated concentrations.

Report Format: DU Report with 'J' Qualifiers

Project Name: AOC-32 SURFACE WATER SAMPLING**Lab Number:** L2220562**Project Number:** 0127981-025**Report Date:** 05/26/22**Footnotes**

- 1 - The reference for this analyte should be considered modified since this analyte is absent from the target analyte list of the original method.

Terms

Analytical Method: Both the document from which the method originates and the analytical reference method. (Example: EPA 8260B is shown as 1,8260B.) The codes for the reference method documents are provided in the References section of the Addendum.

Difference: With respect to Total Oxidizable Precursor (TOP) Assay analysis, the difference is defined as the Post-Treatment value minus the Pre-Treatment value.

Final pH: As it pertains to Sample Receipt & Container Information section of the report, Final pH reflects pH of container determined after adjustment at the laboratory, if applicable. If no adjustment required, value reflects Initial pH.

Frozen Date/Time: With respect to Volatile Organics in soil, Frozen Date/Time reflects the date/time at which associated Reagent Water-preserved vials were initially frozen. Note: If frozen date/time is beyond 48 hours from sample collection, value will be reflected in 'bold'.

Initial pH: As it pertains to Sample Receipt & Container Information section of the report, Initial pH reflects pH of container determined upon receipt, if applicable.

PAH Total: With respect to Alkylated PAH analyses, the 'PAHs, Total' result is defined as the summation of results for all or a subset of the following compounds: Naphthalene, C1-C4 Naphthalenes, 2-Methylnaphthalene, 1-Methylnaphthalene, Biphenyl, Acenaphthylene, Acenaphthene, Fluorene, C1-C3 Fluorenes, Phenanthrene, C1-C4 Phenanthrenes/Anthracenes, Anthracene, Fluoranthene, Pyrene, C1-C4 Fluoranthenes/Pyrenes, Benz(a)anthracene, Chrysene, C1-C4 Chrysenes, Benzo(b)fluoranthene, Benzo(j)+(k)fluoranthene, Benzo(e)pyrene, Benzo(a)pyrene, Perylene, Indeno(1,2,3-cd)pyrene, Dibenz(ah)+(ac)anthracene, Benzo(g,h,i)perylene. If a 'Total' result is requested, the results of its individual components will also be reported.

PFAS Total: With respect to PFAS analyses, the 'PFAS, Total (5)' result is defined as the summation of results for: PFHpA, PFHxS, PFOA, PFNA and PFOS. In addition, the 'PFAS, Total (6)' result is defined as the summation of results for: PFHpA, PFHxS, PFOA, PFNA, PFDA and PFOS. For MassDEP DW compliance analysis only, the 'PFAS, Total (6)' result is defined as the summation of results at or above the RL. Note: If a 'Total' result is requested, the results of its individual components will also be reported.

The target compound Chlordane (CAS No. 57-74-9) is reported for GC ECD analyses. Per EPA, this compound "refers to a mixture of chlordane isomers, other chlorinated hydrocarbons and numerous other components." (Reference: USEPA Toxicological Review of Chlordane, In Support of Summary Information on the Integrated Risk Information System (IRIS), December 1997.)

Total: With respect to Organic analyses, a 'Total' result is defined as the summation of results for individual isomers or Aroclors. If a 'Total' result is requested, the results of its individual components will also be reported. This is applicable to 'Total' results for methods 8260, 8081 and 8082.

Data Qualifiers

- A** - Spectra identified as "Aldol Condensates" are byproducts of the extraction/concentration procedures when acetone is introduced in the process.
- B** - The analyte was detected above the reporting limit in the associated method blank. Flag only applies to associated field samples that have detectable concentrations of the analyte at less than ten times (10x) the concentration found in the blank. For MCP-related projects, flag only applies to associated field samples that have detectable concentrations of the analyte at less than ten times (10x) the concentration found in the blank. For DOD-related projects, flag only applies to associated field samples that have detectable concentrations of the analyte at less than ten times (10x) the concentration found in the blank AND the analyte was detected above one-half the reporting limit (or above the reporting limit for common lab contaminants) in the associated method blank. For NJ-Air-related projects, flag only applies to associated field samples that have detectable concentrations of the analyte above the reporting limit. For NJ-related projects (excluding Air), flag only applies to associated field samples that have detectable concentrations of the analyte, which was detected above the reporting limit in the associated method blank or above five times the reporting limit for common lab contaminants (Phthalates, Acetone, Methylene Chloride, 2-Butanone).
- C** - Co-elution: The target analyte co-elutes with a known lab standard (i.e. surrogate, internal standards, etc.) for co-extracted analyses.
- D** - Concentration of analyte was quantified from diluted analysis. Flag only applies to field samples that have detectable concentrations of the analyte.
- E** - Concentration of analyte exceeds the range of the calibration curve and/or linear range of the instrument.
- F** - The ratio of quantifier ion response to qualifier ion response falls outside of the laboratory criteria. Results are considered to be an estimated maximum concentration.
- G** - The concentration may be biased high due to matrix interferences (i.e. co-elution) with non-target compound(s). The result should be considered estimated.
- H** - The analysis of pH was performed beyond the regulatory-required holding time of 15 minutes from the time of sample collection.
- I** - The lower value for the two columns has been reported due to obvious interference.
- J** - Estimated value. The Target analyte concentration is below the quantitation limit (RL), but above the Method Detection Limit (MDL) or Estimated Detection Limit (EDL) for SPME-related analyses. This represents an estimated concentration for Tentatively Identified Compounds (TICs).
- M** - Reporting Limit (RL) exceeds the MCP CAM Reporting Limit for this analyte.
- ND** - Not detected at the method detection limit (MDL) for the sample, or estimated detection limit (EDL) for SPME-related analyses.

Report Format: DU Report with 'J' Qualifiers



Project Name: AOC-32 SURFACE WATER SAMPLING**Lab Number:** L2220562**Project Number:** 0127981-025**Report Date:** 05/26/22**Data Qualifiers**

- NJ** - Presumptive evidence of compound. This represents an estimated concentration for Tentatively Identified Compounds (TICs), where the identification is based on a mass spectral library search.
- P** - The RPD between the results for the two columns exceeds the method-specified criteria.
- Q** - The quality control sample exceeds the associated acceptance criteria. For DOD-related projects, LCS and/or Continuing Calibration Standard exceedences are also qualified on all associated sample results. Note: This flag is not applicable for matrix spike recoveries when the sample concentration is greater than 4x the spike added or for batch duplicate RPD when the sample concentrations are less than 5x the RL. (Metals only.)
- R** - Analytical results are from sample re-analysis.
- RE** - Analytical results are from sample re-extraction.
- S** - Analytical results are from modified screening analysis.
- V** - The surrogate associated with this target analyte has a recovery outside the QC acceptance limits. (Applicable to MassDEP DW Compliance samples only.)
- Z** - The batch matrix spike and/or duplicate associated with this target analyte has a recovery/RPD outside the QC acceptance limits. (Applicable to MassDEP DW Compliance samples only.)

Report Format: DU Report with 'J' Qualifiers



Project Name: AOC-32 SURFACE WATER SAMPLING
Project Number: 0127981-025

Lab Number: L2220562
Report Date: 05/26/22

REFERENCES

- 1 Test Methods for Evaluating Solid Waste: Physical/Chemical Methods. EPA SW-846. Third Edition. Updates I - VI, 2018.
- 134 Determination of Selected Perfluorinated Alkyl Acids in Drinking Water by Solid Phase Extraction and Liquid Chromatography/Tandem Mass Spectrometry (LC/MS/MS) using Isotope Dilution. Alpha SOP 23528.

LIMITATION OF LIABILITIES

Alpha Analytical performs services with reasonable care and diligence normal to the analytical testing laboratory industry. In the event of an error, the sole and exclusive responsibility of Alpha Analytical shall be to re-perform the work at it's own expense. In no event shall Alpha Analytical be held liable for any incidental, consequential or special damages, including but not limited to, damages in any way connected with the use of, interpretation of, information or analysis provided by Alpha Analytical.

We strongly urge our clients to comply with EPA protocol regarding sample volume, preservation, cooling, containers, sampling procedures, holding time and splitting of samples in the field.



Certification Information

The following analytes are not included in our Primary NELAP Scope of Accreditation:

Westborough Facility

EPA 624/624.1: m/p-xylene, o-xylene, Naphthalene

EPA 625/625.1: alpha-Terpineol

EPA 8260C/8260D: NPW: 1,2,4,5-Tetramethylbenzene; 4-Ethyltoluene, Azobenzene; SCM: Iodomethane (methyl iodide), 1,2,4,5-Tetramethylbenzene; 4-Ethyltoluene.

EPA 8270D/8270E: NPW: Dimethylnaphthalene, 1,4-Diphenylhydrazine, alpha-Terpineol; SCM: Dimethylnaphthalene, 1,4-Diphenylhydrazine.

SM4500: NPW: Amenable Cyanide; SCM: Total Phosphorus, TKN, NO₂, NO₃.

Mansfield Facility

SM 2540D: TSS

EPA 8082A: NPW: PCB: 1, 5, 31, 87,101, 110, 141, 151, 153, 180, 183, 187.

EPA TO-15: Halothane, 2,4,4-Trimethyl-2-pentene, 2,4,4-Trimethyl-1-pentene, Thiophene, 2-Methylthiophene,

3-Methylthiophene, 2-Ethylthiophene, 1,2,3-Trimethylbenzene, Indan, Indene, 1,2,4,5-Tetramethylbenzene, Benzothiophene, 1-Methylnaphthalene.

Biological Tissue Matrix: EPA 3050B

The following analytes are included in our Massachusetts DEP Scope of Accreditation

Westborough Facility:

Drinking Water

EPA 300.0: Chloride, Nitrate-N, Fluoride, Sulfate; **EPA 353.2:** Nitrate-N, Nitrite-N; **SM4500NO3-F:** Nitrate-N, Nitrite-N; **SM4500F-C, SM4500CN-CE,**

EPA 180.1, SM2130B, SM4500CI-D, SM2320B, SM2540C, SM4500H-B, SM4500NO2-B

EPA 332: Perchlorate; **EPA 524.2:** THMs and VOCs; **EPA 504.1:** EDB, DBCP.

Microbiology: **SM9215B; SM9223-P/A, SM9223B-Colilert-QT, SM9222D.**

Non-Potable Water

SM4500H,B, EPA 120.1, SM2510B, SM2540C, SM2320B, SM4500CL-E, SM4500F-BC, SM4500NH3-BH: Ammonia-N and Kjeldahl-N, **EPA 350.1:**

Ammonia-N, **LCHAT 10-107-06-1-B:** Ammonia-N, **EPA 351.1, SM4500NO3-F, EPA 353.2:** Nitrate-N, **SM4500P-E, SM4500P-B, E, SM4500SO4-E,**

SM5220D, EPA 410.4, SM5210B, SM5310C, SM4500CL-D, EPA 1664, EPA 420.1, SM4500-CN-CE, SM2540D, EPA 300: Chloride, Sulfate, Nitrate.

EPA 624.1: Volatile Halocarbons & Aromatics,

EPA 608.3: Chlordane, Toxaphene, Aldrin, alpha-BHC, beta-BHC, gamma-BHC, delta-BHC, Dieldrin, DDD, DDE, DDT, Endosulfan I, Endosulfan II,

Endosulfan sulfate, Endrin, Endrin Aldehyde, Heptachlor, Heptachlor Epoxide, PCBs

EPA 625.1: SVOC (Acid/Base/Neutral Extractables), **EPA 600/4-81-045:** PCB-Oil.

Microbiology: **SM9223B-Colilert-QT; Enterolert-QT, SM9221E, EPA 1600, EPA 1603, SM9222D.**

Mansfield Facility:

Drinking Water

EPA 200.7: Al, Ba, Cd, Cr, Cu, Fe, Mn, Ni, Na, Ag, Ca, Zn. **EPA 200.8:** Al, Sb, As, Ba, Be, Cd, Cr, Cu, Pb, Mn, Ni, Se, Ag, TL, Zn. **EPA 245.1 Hg.**

EPA 522, EPA 537.1.

Non-Potable Water


EPA 200.7: Al, Sb, As, Be, Cd, Ca, Cr, Co, Cu, Fe, Pb, Mg, Mn, Mo, Ni, K, Se, Ag, Na, Sr, TL, Ti, V, Zn.

EPA 200.8: Al, Sb, As, Be, Cd, Cr, Cu, Fe, Pb, Mn, Ni, K, Se, Ag, Na, TL, Zn.

EPA 245.1 Hg.

SM2340B

For a complete listing of analytes and methods, please contact your Alpha Project Manager.

 NEW YORK CHAIN OF CUSTODY	Service Centers Mahwah, NJ 07430: 35 Whitney Rd, Suite 5 Albany, NY 12205: 14 Walker Way Tonawanda, NY 14150: 275 Cooper Ave, Suite 105	Page 1	Date Rec'd in Lab 4/21/22	ALPHA Job # 12220562			
		of 1					
Westborough, MA 01581 8 Walkup Dr. TEL: 508-898-9220 FAX: 508-898-9193	Mansfield, MA 02048 320 Forbes Blvd TEL: 508-822-9300 FAX: 508-822-3288	Project Information		Deliverables	Billing Information		
Project Name: ADC-32 Surface Water Sampling		<input checked="" type="checkbox"/> ASP-A Level II <input type="checkbox"/> ASP-B		<input type="checkbox"/> Same as Client Info			
Project Location: Bath, NY		<input type="checkbox"/> EQUiS (1 File) <input type="checkbox"/> EQUiS (4 File)		PO #			
Project # 0127981-025		<input type="checkbox"/> Other					
Client: Haley & Aldrich		Regulatory Requirement		Disposal Site Information			
Address: 200 Town Centre Dr. Rochester, NY 14623		<input type="checkbox"/> NY TOGS <input type="checkbox"/> NY Part 375		Please identify below location of applicable disposal facilities:			
Phone: COM-504-7000		<input type="checkbox"/> AWQ Standards <input type="checkbox"/> NY CP-51		Disposal Facility:			
Fax:		<input type="checkbox"/> NY Restricted Use <input type="checkbox"/> Other		<input type="checkbox"/> NJ <input type="checkbox"/> NY			
Email: TNg@haleyaldrich.com		<input type="checkbox"/> NY Unrestricted Use		<input type="checkbox"/> Other:			
Turn-Around Time		<input type="checkbox"/> NYC Sewer Discharge					
Standard <input checked="" type="checkbox"/> Rush (only if pre approved) <input type="checkbox"/> Due Date: # of Days:							
These samples have been previously analyzed by Alpha <input type="checkbox"/>		ANALYSIS		Sample Filtration			
Other project specific requirements/comments: * lab filter for dissolved metals, dissolved Hg * * CC: smckenna@haleyaldrich.com		A2-1,4 Dioxane SIM dissolved metals, dissolved Hg Total #9 Total Metals A2-537.1 N4TCL-8260		<input type="checkbox"/> Done <input type="checkbox"/> Lab to do <input type="checkbox"/> Lab to do (Please Specify below)			
Please specify Metals or TAL.				Sample Specific Comments			
ALPHA Lab ID (Lab Use Only)	Sample ID	Collection Date Time		Sample Matrix	Sampler's Initials	Total Bottles	
2056201	SW-BGKD-02-0.5	4/19/22	12:30	WS	ELL		9
-02	SW-BGKD-01-0.75	4/19/22	13:00	WS	ELL		9
-03	SW-POND-01-1.5	4/20/22	11:30	WS	ELL		9
-04	4125-041922-0001	4/19/22		WQ	ELL		4
-05	4125-042022-0002	4/20/22		WQ	ELL		2
Preservative Code: A = None B = HCl C = HNO ₃ D = H ₂ SO ₄ E = NaOH F = MeOH G = NaHSO ₄ H = Na ₂ S ₂ O ₃ K/E = Zn Ac/NaOH O = Other		Container Code: P = Plastic A = Amber Glass V = Vial G = Glass B = Bacteria Cup C = Cube O = Other E = Encore D = BOD Bottle		Westboro: Certification No: MA935 Mansfield: Certification No: MA015		Container Type: A P P P V Preservative: A A C O B	
Relinquished By: <i>[Signature]</i>		Date/Time: 4/20/22 14:10		Received By: SECURE STORAGE AAR		Date/Time: 4/20/22 14:10	
Relinquished By: SECURE STORAGE AAR		Date/Time: 4/20/22 15:29		Received By: RCunningham AAR		Date/Time: 4/20/22 15:29	
Relinquished By: RCunningham AAR		Date/Time: 4/20/22 15:29		Received By: [Signature]		Date/Time: 4/21/22 00:50	
Form No: 01-25 HC (rev. 30-Sept-2013)		Please print clearly, legibly and completely. Samples can not be logged in and turnaround time clock will not start until any ambiguities are resolved. BY EXECUTING THIS COC, THE CLIENT HAS READ AND AGREES TO BE BOUND BY ALPHA'S TERMS & CONDITIONS. (See reverse side.)					



ANALYTICAL REPORT

Lab Number:	L2221593
Client:	Haley & Aldrich 200 Town Centre Drive Suite 2 Rochester, NY 14623-4264
ATTN:	Titania Ng
Phone:	(617) 886-7400
Project Name:	BATH SIGNIFY OFFSITE GW SAMPLI
Project Number:	0127981-025
Report Date:	05/26/22

The original project report/data package is held by Alpha Analytical. This report/data package is paginated and should be reproduced only in its entirety. Alpha Analytical holds no responsibility for results and/or data that are not consistent with the original.

Certifications & Approvals: MA (M-MA086), NH NELAP (2064), CT (PH-0574), IL (200077), ME (MA00086), MD (348), NJ (MA935), NY (11148), NC (25700/666), PA (68-03671), RI (LAO00065), TX (T104704476), VT (VT-0935), VA (460195), USDA (Permit #P330-17-00196).

Eight Walkup Drive, Westborough, MA 01581-1019
508-898-9220 (Fax) 508-898-9193 800-624-9220 - www.alphalab.com



Project Name: BATH SIGNIFY OFFSITE GW SAMPLI
Project Number: 0127981-025

Lab Number: L2221593
Report Date: 05/26/22

Alpha Sample ID	Client ID	Matrix	Sample Location	Collection Date/Time	Receive Date
L2221593-01	4125-042222-0001	WATER	Not Specified	04/22/22 00:00	04/26/22
L2221593-02	MW22B-042222-1505	WATER	Not Specified	04/22/22 15:05	04/26/22
L2221593-03	MW21A-042522-0835	WATER	Not Specified	04/25/22 08:35	04/26/22
L2221593-04	MW21B-042522-0940	WATER	Not Specified	04/25/22 09:40	04/26/22
L2221593-05	MW26B-042522-1015	WATER	Not Specified	04/25/22 10:15	04/26/22
L2221593-06	MW26B-042522-1115	WATER	Not Specified	04/25/22 11:15	04/26/22
L2221593-07	MW25B-042522-1300	WATER	Not Specified	04/25/22 13:00	04/26/22
L2221593-08	MW25B-042522-1440	WATER	Not Specified	04/25/22 14:40	04/26/22
L2221593-09	MW23A-042522-1515	WATER	Not Specified	04/25/22 15:15	04/26/22
L2221593-10	4125-042522-0001	WATER	Not Specified	04/25/22 00:00	04/26/22
L2221593-11	4125-042522-0002	WATER	Not Specified	04/25/22 00:00	04/26/22
L2221593-12	4125-042522-0003	WATER	Not Specified	04/25/22 00:00	04/26/22
L2221593-13	4125-042522-0004	WATER	Not Specified	04/25/22 00:00	04/26/22

Project Name: BATH SIGNIFY OFFSITE GW SAMPLI
Project Number: 0127981-025

Lab Number: L2221593
Report Date: 05/26/22

Case Narrative

The samples were received in accordance with the Chain of Custody and no significant deviations were encountered during the preparation or analysis unless otherwise noted. Sample Receipt, Container Information, and the Chain of Custody are located at the back of the report.

Results contained within this report relate only to the samples submitted under this Alpha Lab Number and meet NELAP requirements for all NELAP accredited parameters unless otherwise noted in the following narrative. The data presented in this report is organized by parameter (i.e. VOC, SVOC, etc.). Sample specific Quality Control data (i.e. Surrogate Spike Recovery) is reported at the end of the target analyte list for each individual sample, followed by the Laboratory Batch Quality Control at the end of each parameter. Tentatively Identified Compounds (TICs), if requested, are reported for compounds identified to be present and are not part of the method/program Target Compound List, even if only a subset of the TCL are being reported. If a sample was re-analyzed or re-extracted due to a required quality control corrective action and if both sets of data are reported, the Laboratory ID of the re-analysis or re-extraction is designated with an "R" or "RE", respectively.

When multiple Batch Quality Control elements are reported (e.g. more than one LCS), the associated samples for each element are noted in the grey shaded header line of each data table. Any Laboratory Batch, Sample Specific % recovery or RPD value that is outside the listed Acceptance Criteria is bolded in the report. In reference to questions H (CAM) or 4 (RCP) when "NO" is checked, the performance criteria for CAM and RCP methods allow for some quality control failures to occur and still be within method compliance. In these instances, the specific failure is not narrated but noted in the associated QC Outlier Summary Report, located directly after the Case Narrative. QC information is also incorporated in the Data Usability Assessment table (Format 11) of our Data Merger tool, where it can be reviewed in conjunction with the sample result, associated regulatory criteria and any associated data usability implications.

Soil/sediments, solids and tissues are reported on a dry weight basis unless otherwise noted. Definitions of all data qualifiers and acronyms used in this report are provided in the Glossary located at the back of the report.

HOLD POLICY - For samples submitted on hold, Alpha's policy is to hold samples (with the exception of Air canisters) free of charge for 21 calendar days from the date the project is completed. After 21 calendar days, we will dispose of all samples submitted including those put on hold unless you have contacted your Alpha Project Manager and made arrangements for Alpha to continue to hold the samples. Air canisters will be disposed after 3 business days from the date the project is completed.

Please contact Project Management at 800-624-9220 with any questions.

Project Name: BATH SIGNIFY OFFSITE GW SAMPLI
Project Number: 0127981-025

Lab Number: L2221593
Report Date: 05/26/22

Case Narrative (continued)

Report Revision

May 26, 2022: The Client ID was amended on L2221593-01.

Report Submission

All non-detect (ND) or estimated concentrations (J-qualified) have been quantitated to the limit noted in the MDL column.

Semivolatile Organics

The WG1632450-2 LCS recovery, associated with L2221593-06, -11, and -12, is above the individual acceptance criteria for 4-nitrophenol (82%), but within the overall method allowances. The results of the associated samples are reported.

The WG1632450-2/-3 LCS/LCSD RPDs, associated with L2221593-06, -11, and -12, are above the acceptance criteria for 2,4-dinitrophenol (39%) and 4,6-dinitro-o-cresol (36%).

The WG1632944-3 LCSD recovery, associated with L2221593-08 and -09, is above the individual acceptance criteria for 4-nitrophenol, but within the overall method allowances. The results of the associated samples are reported.

The WG1632944-2/-3 LCS/LCSD RPDs, associated with L2221593-08 and -09, are above the acceptance criteria for 3,3'-dichlorobenzidine (32%), di-n-octylphthalate (33%), 4-nitrophenol (33%), and atrazine (31%).

Semivolatile Organics by SIM

The WG1632451-3 LCSD recovery, associated with L2221593-06, -11, and -12, is below the individual acceptance criteria for pentachlorophenol (38%), but within the overall method allowances. The results of the associated samples are reported.

The surrogate recovery for the WG1632945-2 LCS, associated with L2221593-08 and -09, is outside the acceptance criteria for 2,4,6-tribromophenol (121%). The LCS spike compounds are within overall method allowances; therefore, no further action was taken.

Project Name: BATH SIGNIFY OFFSITE GW SAMPLI
Project Number: 0127981-025

Lab Number: L2221593
Report Date: 05/26/22

Case Narrative (continued)

Perfluorinated Alkyl Acids by Isotope Dilution

L2221593-05, -07, and -10: The sample was centrifuged and decanted prior to extraction due to sample matrix.

I, the undersigned, attest under the pains and penalties of perjury that, to the best of my knowledge and belief and based upon my personal inquiry of those responsible for providing the information contained in this analytical report, such information is accurate and complete. This certificate of analysis is not complete unless this page accompanies any and all pages of this report.

Authorized Signature:

 Caitlin Walukevich

Title: Technical Director/Representative

Date: 05/26/22

ORGANICS

VOLATILES

Project Name: BATH SIGNIFY OFFSITE GW SAMPLI
Project Number: 0127981-025

Lab Number: L2221593
Report Date: 05/26/22

SAMPLE RESULTS

Lab ID: L2221593-01
 Client ID: 4125-042222-0001
 Sample Location: Not Specified

Date Collected: 04/22/22 00:00
 Date Received: 04/26/22
 Field Prep: Not Specified

Sample Depth:

Matrix: Water
 Analytical Method: 1,8260C
 Analytical Date: 05/02/22 12:52
 Analyst: MV

Parameter	Result	Qualifier	Units	RL	MDL	Dilution Factor
Volatile Organics by GC/MS - Westborough Lab						
Methylene chloride	ND		ug/l	2.5	0.70	1
1,1-Dichloroethane	ND		ug/l	2.5	0.70	1
Chloroform	ND		ug/l	2.5	0.70	1
Carbon tetrachloride	ND		ug/l	0.50	0.13	1
1,2-Dichloropropane	ND		ug/l	1.0	0.14	1
Dibromochloromethane	ND		ug/l	0.50	0.15	1
1,1,2-Trichloroethane	ND		ug/l	1.5	0.50	1
Tetrachloroethene	ND		ug/l	0.50	0.18	1
Chlorobenzene	ND		ug/l	2.5	0.70	1
Trichlorofluoromethane	ND		ug/l	2.5	0.70	1
1,2-Dichloroethane	ND		ug/l	0.50	0.13	1
1,1,1-Trichloroethane	ND		ug/l	2.5	0.70	1
Bromodichloromethane	ND		ug/l	0.50	0.19	1
trans-1,3-Dichloropropene	ND		ug/l	0.50	0.16	1
cis-1,3-Dichloropropene	ND		ug/l	0.50	0.14	1
Bromoform	ND		ug/l	2.0	0.65	1
1,1,2,2-Tetrachloroethane	ND		ug/l	0.50	0.17	1
Benzene	ND		ug/l	0.50	0.16	1
Toluene	ND		ug/l	2.5	0.70	1
Ethylbenzene	ND		ug/l	2.5	0.70	1
Chloromethane	ND		ug/l	2.5	0.70	1
Bromomethane	ND		ug/l	2.5	0.70	1
Vinyl chloride	ND		ug/l	1.0	0.07	1
Chloroethane	ND		ug/l	2.5	0.70	1
1,1-Dichloroethene	ND		ug/l	0.50	0.17	1
trans-1,2-Dichloroethene	ND		ug/l	2.5	0.70	1
Trichloroethene	ND		ug/l	0.50	0.18	1
1,2-Dichlorobenzene	ND		ug/l	2.5	0.70	1

Project Name: BATH SIGNIFY OFFSITE GW SAMPLI
Project Number: 0127981-025

Lab Number: L2221593
Report Date: 05/26/22

SAMPLE RESULTS

Lab ID: L2221593-01
 Client ID: 4125-042222-0001
 Sample Location: Not Specified

Date Collected: 04/22/22 00:00
 Date Received: 04/26/22
 Field Prep: Not Specified

Sample Depth:

Parameter	Result	Qualifier	Units	RL	MDL	Dilution Factor
Volatile Organics by GC/MS - Westborough Lab						
1,3-Dichlorobenzene	ND		ug/l	2.5	0.70	1
1,4-Dichlorobenzene	ND		ug/l	2.5	0.70	1
Methyl tert butyl ether	ND		ug/l	2.5	0.70	1
p/m-Xylene	ND		ug/l	2.5	0.70	1
o-Xylene	ND		ug/l	2.5	0.70	1
cis-1,2-Dichloroethene	ND		ug/l	2.5	0.70	1
Styrene	ND		ug/l	2.5	0.70	1
Dichlorodifluoromethane	ND		ug/l	5.0	1.0	1
Acetone	ND		ug/l	5.0	1.5	1
Carbon disulfide	ND		ug/l	5.0	1.0	1
2-Butanone	ND		ug/l	5.0	1.9	1
4-Methyl-2-pentanone	ND		ug/l	5.0	1.0	1
2-Hexanone	ND		ug/l	5.0	1.0	1
Bromochloromethane	ND		ug/l	2.5	0.70	1
1,2-Dibromoethane	ND		ug/l	2.0	0.65	1
1,2-Dibromo-3-chloropropane	ND		ug/l	2.5	0.70	1
Isopropylbenzene	ND		ug/l	2.5	0.70	1
1,2,3-Trichlorobenzene	ND		ug/l	2.5	0.70	1
1,2,4-Trichlorobenzene	ND		ug/l	2.5	0.70	1
Methyl Acetate	ND		ug/l	2.0	0.23	1
Cyclohexane	ND		ug/l	10	0.27	1
1,4-Dioxane	ND		ug/l	250	61.	1
Freon-113	ND		ug/l	2.5	0.70	1
Methyl cyclohexane	ND		ug/l	10	0.40	1

Surrogate	% Recovery	Qualifier	Acceptance Criteria
1,2-Dichloroethane-d4	115		70-130
Toluene-d8	95		70-130
4-Bromofluorobenzene	98		70-130
Dibromofluoromethane	108		70-130

Project Name: BATH SIGNIFY OFFSITE GW SAMPLI
Project Number: 0127981-025

Lab Number: L2221593
Report Date: 05/26/22

SAMPLE RESULTS

Lab ID: L2221593-02
 Client ID: MW22B-042222-1505
 Sample Location: Not Specified

Date Collected: 04/22/22 15:05
 Date Received: 04/26/22
 Field Prep: Not Specified

Sample Depth:

Matrix: Water
 Analytical Method: 1,8260C
 Analytical Date: 05/02/22 13:15
 Analyst: MV

Parameter	Result	Qualifier	Units	RL	MDL	Dilution Factor
Volatile Organics by GC/MS - Westborough Lab						
Methylene chloride	ND		ug/l	2.5	0.70	1
1,1-Dichloroethane	ND		ug/l	2.5	0.70	1
Chloroform	ND		ug/l	2.5	0.70	1
Carbon tetrachloride	ND		ug/l	0.50	0.13	1
1,2-Dichloropropane	ND		ug/l	1.0	0.14	1
Dibromochloromethane	ND		ug/l	0.50	0.15	1
1,1,2-Trichloroethane	ND		ug/l	1.5	0.50	1
Tetrachloroethene	ND		ug/l	0.50	0.18	1
Chlorobenzene	ND		ug/l	2.5	0.70	1
Trichlorofluoromethane	ND		ug/l	2.5	0.70	1
1,2-Dichloroethane	ND		ug/l	0.50	0.13	1
1,1,1-Trichloroethane	ND		ug/l	2.5	0.70	1
Bromodichloromethane	ND		ug/l	0.50	0.19	1
trans-1,3-Dichloropropene	ND		ug/l	0.50	0.16	1
cis-1,3-Dichloropropene	ND		ug/l	0.50	0.14	1
Bromoform	ND		ug/l	2.0	0.65	1
1,1,2,2-Tetrachloroethane	ND		ug/l	0.50	0.17	1
Benzene	ND		ug/l	0.50	0.16	1
Toluene	ND		ug/l	2.5	0.70	1
Ethylbenzene	ND		ug/l	2.5	0.70	1
Chloromethane	ND		ug/l	2.5	0.70	1
Bromomethane	ND		ug/l	2.5	0.70	1
Vinyl chloride	ND		ug/l	1.0	0.07	1
Chloroethane	ND		ug/l	2.5	0.70	1
1,1-Dichloroethene	ND		ug/l	0.50	0.17	1
trans-1,2-Dichloroethene	ND		ug/l	2.5	0.70	1
Trichloroethene	ND		ug/l	0.50	0.18	1
1,2-Dichlorobenzene	ND		ug/l	2.5	0.70	1

Project Name: BATH SIGNIFY OFFSITE GW SAMPLI
Project Number: 0127981-025

Lab Number: L2221593
Report Date: 05/26/22

SAMPLE RESULTS

Lab ID: L2221593-02
 Client ID: MW22B-042222-1505
 Sample Location: Not Specified

Date Collected: 04/22/22 15:05
 Date Received: 04/26/22
 Field Prep: Not Specified

Sample Depth:

Parameter	Result	Qualifier	Units	RL	MDL	Dilution Factor
Volatile Organics by GC/MS - Westborough Lab						
1,3-Dichlorobenzene	ND		ug/l	2.5	0.70	1
1,4-Dichlorobenzene	ND		ug/l	2.5	0.70	1
Methyl tert butyl ether	ND		ug/l	2.5	0.70	1
p/m-Xylene	ND		ug/l	2.5	0.70	1
o-Xylene	ND		ug/l	2.5	0.70	1
cis-1,2-Dichloroethene	ND		ug/l	2.5	0.70	1
Styrene	ND		ug/l	2.5	0.70	1
Dichlorodifluoromethane	ND		ug/l	5.0	1.0	1
Acetone	ND		ug/l	5.0	1.5	1
Carbon disulfide	ND		ug/l	5.0	1.0	1
2-Butanone	ND		ug/l	5.0	1.9	1
4-Methyl-2-pentanone	ND		ug/l	5.0	1.0	1
2-Hexanone	ND		ug/l	5.0	1.0	1
Bromochloromethane	ND		ug/l	2.5	0.70	1
1,2-Dibromoethane	ND		ug/l	2.0	0.65	1
1,2-Dibromo-3-chloropropane	ND		ug/l	2.5	0.70	1
Isopropylbenzene	ND		ug/l	2.5	0.70	1
1,2,3-Trichlorobenzene	ND		ug/l	2.5	0.70	1
1,2,4-Trichlorobenzene	ND		ug/l	2.5	0.70	1
Methyl Acetate	ND		ug/l	2.0	0.23	1
Cyclohexane	ND		ug/l	10	0.27	1
1,4-Dioxane	ND		ug/l	250	61.	1
Freon-113	ND		ug/l	2.5	0.70	1
Methyl cyclohexane	ND		ug/l	10	0.40	1

Surrogate	% Recovery	Qualifier	Acceptance Criteria
1,2-Dichloroethane-d4	114		70-130
Toluene-d8	94		70-130
4-Bromofluorobenzene	100		70-130
Dibromofluoromethane	110		70-130

Project Name: BATH SIGNIFY OFFSITE GW SAMPLI
Project Number: 0127981-025

Lab Number: L2221593
Report Date: 05/26/22

SAMPLE RESULTS

Lab ID: L2221593-03
 Client ID: MW21A-042522-0835
 Sample Location: Not Specified

Date Collected: 04/25/22 08:35
 Date Received: 04/26/22
 Field Prep: Not Specified

Sample Depth:

Matrix: Water
 Analytical Method: 1,8260C
 Analytical Date: 05/02/22 13:38
 Analyst: MV

Parameter	Result	Qualifier	Units	RL	MDL	Dilution Factor
Volatile Organics by GC/MS - Westborough Lab						
Methylene chloride	ND		ug/l	2.5	0.70	1
1,1-Dichloroethane	ND		ug/l	2.5	0.70	1
Chloroform	ND		ug/l	2.5	0.70	1
Carbon tetrachloride	ND		ug/l	0.50	0.13	1
1,2-Dichloropropane	ND		ug/l	1.0	0.14	1
Dibromochloromethane	ND		ug/l	0.50	0.15	1
1,1,2-Trichloroethane	ND		ug/l	1.5	0.50	1
Tetrachloroethene	ND		ug/l	0.50	0.18	1
Chlorobenzene	ND		ug/l	2.5	0.70	1
Trichlorofluoromethane	ND		ug/l	2.5	0.70	1
1,2-Dichloroethane	ND		ug/l	0.50	0.13	1
1,1,1-Trichloroethane	ND		ug/l	2.5	0.70	1
Bromodichloromethane	ND		ug/l	0.50	0.19	1
trans-1,3-Dichloropropene	ND		ug/l	0.50	0.16	1
cis-1,3-Dichloropropene	ND		ug/l	0.50	0.14	1
Bromoform	ND		ug/l	2.0	0.65	1
1,1,2,2-Tetrachloroethane	ND		ug/l	0.50	0.17	1
Benzene	ND		ug/l	0.50	0.16	1
Toluene	ND		ug/l	2.5	0.70	1
Ethylbenzene	ND		ug/l	2.5	0.70	1
Chloromethane	ND		ug/l	2.5	0.70	1
Bromomethane	ND		ug/l	2.5	0.70	1
Vinyl chloride	ND		ug/l	1.0	0.07	1
Chloroethane	ND		ug/l	2.5	0.70	1
1,1-Dichloroethene	ND		ug/l	0.50	0.17	1
trans-1,2-Dichloroethene	ND		ug/l	2.5	0.70	1
Trichloroethene	ND		ug/l	0.50	0.18	1
1,2-Dichlorobenzene	ND		ug/l	2.5	0.70	1

Project Name: BATH SIGNIFY OFFSITE GW SAMPLI
Project Number: 0127981-025

Lab Number: L2221593
Report Date: 05/26/22

SAMPLE RESULTS

Lab ID: L2221593-03
 Client ID: MW21A-042522-0835
 Sample Location: Not Specified

Date Collected: 04/25/22 08:35
 Date Received: 04/26/22
 Field Prep: Not Specified

Sample Depth:

Parameter	Result	Qualifier	Units	RL	MDL	Dilution Factor
Volatile Organics by GC/MS - Westborough Lab						
1,3-Dichlorobenzene	ND		ug/l	2.5	0.70	1
1,4-Dichlorobenzene	ND		ug/l	2.5	0.70	1
Methyl tert butyl ether	ND		ug/l	2.5	0.70	1
p/m-Xylene	ND		ug/l	2.5	0.70	1
o-Xylene	ND		ug/l	2.5	0.70	1
cis-1,2-Dichloroethene	ND		ug/l	2.5	0.70	1
Styrene	ND		ug/l	2.5	0.70	1
Dichlorodifluoromethane	ND		ug/l	5.0	1.0	1
Acetone	ND		ug/l	5.0	1.5	1
Carbon disulfide	ND		ug/l	5.0	1.0	1
2-Butanone	ND		ug/l	5.0	1.9	1
4-Methyl-2-pentanone	ND		ug/l	5.0	1.0	1
2-Hexanone	ND		ug/l	5.0	1.0	1
Bromochloromethane	ND		ug/l	2.5	0.70	1
1,2-Dibromoethane	ND		ug/l	2.0	0.65	1
1,2-Dibromo-3-chloropropane	ND		ug/l	2.5	0.70	1
Isopropylbenzene	ND		ug/l	2.5	0.70	1
1,2,3-Trichlorobenzene	ND		ug/l	2.5	0.70	1
1,2,4-Trichlorobenzene	ND		ug/l	2.5	0.70	1
Methyl Acetate	ND		ug/l	2.0	0.23	1
Cyclohexane	ND		ug/l	10	0.27	1
1,4-Dioxane	ND		ug/l	250	61.	1
Freon-113	ND		ug/l	2.5	0.70	1
Methyl cyclohexane	ND		ug/l	10	0.40	1

Surrogate	% Recovery	Qualifier	Acceptance Criteria
1,2-Dichloroethane-d4	114		70-130
Toluene-d8	95		70-130
4-Bromofluorobenzene	97		70-130
Dibromofluoromethane	111		70-130

Project Name: BATH SIGNIFY OFFSITE GW SAMPLI
Project Number: 0127981-025

Lab Number: L2221593
Report Date: 05/26/22

SAMPLE RESULTS

Lab ID: L2221593-04
 Client ID: MW21B-042522-0940
 Sample Location: Not Specified

Date Collected: 04/25/22 09:40
 Date Received: 04/26/22
 Field Prep: Not Specified

Sample Depth:

Matrix: Water
 Analytical Method: 1,8260C
 Analytical Date: 05/02/22 14:02
 Analyst: MV

Parameter	Result	Qualifier	Units	RL	MDL	Dilution Factor
Volatile Organics by GC/MS - Westborough Lab						
Methylene chloride	ND		ug/l	2.5	0.70	1
1,1-Dichloroethane	ND		ug/l	2.5	0.70	1
Chloroform	ND		ug/l	2.5	0.70	1
Carbon tetrachloride	ND		ug/l	0.50	0.13	1
1,2-Dichloropropane	ND		ug/l	1.0	0.14	1
Dibromochloromethane	ND		ug/l	0.50	0.15	1
1,1,2-Trichloroethane	ND		ug/l	1.5	0.50	1
Tetrachloroethene	ND		ug/l	0.50	0.18	1
Chlorobenzene	ND		ug/l	2.5	0.70	1
Trichlorofluoromethane	ND		ug/l	2.5	0.70	1
1,2-Dichloroethane	ND		ug/l	0.50	0.13	1
1,1,1-Trichloroethane	ND		ug/l	2.5	0.70	1
Bromodichloromethane	ND		ug/l	0.50	0.19	1
trans-1,3-Dichloropropene	ND		ug/l	0.50	0.16	1
cis-1,3-Dichloropropene	ND		ug/l	0.50	0.14	1
Bromoform	ND		ug/l	2.0	0.65	1
1,1,2,2-Tetrachloroethane	ND		ug/l	0.50	0.17	1
Benzene	ND		ug/l	0.50	0.16	1
Toluene	ND		ug/l	2.5	0.70	1
Ethylbenzene	ND		ug/l	2.5	0.70	1
Chloromethane	ND		ug/l	2.5	0.70	1
Bromomethane	ND		ug/l	2.5	0.70	1
Vinyl chloride	ND		ug/l	1.0	0.07	1
Chloroethane	ND		ug/l	2.5	0.70	1
1,1-Dichloroethene	ND		ug/l	0.50	0.17	1
trans-1,2-Dichloroethene	ND		ug/l	2.5	0.70	1
Trichloroethene	0.27	J	ug/l	0.50	0.18	1
1,2-Dichlorobenzene	ND		ug/l	2.5	0.70	1

Project Name: BATH SIGNIFY OFFSITE GW SAMPLI
Project Number: 0127981-025

Lab Number: L2221593
Report Date: 05/26/22

SAMPLE RESULTS

Lab ID: L2221593-04
 Client ID: MW21B-042522-0940
 Sample Location: Not Specified

Date Collected: 04/25/22 09:40
 Date Received: 04/26/22
 Field Prep: Not Specified

Sample Depth:

Parameter	Result	Qualifier	Units	RL	MDL	Dilution Factor
Volatile Organics by GC/MS - Westborough Lab						
1,3-Dichlorobenzene	ND		ug/l	2.5	0.70	1
1,4-Dichlorobenzene	ND		ug/l	2.5	0.70	1
Methyl tert butyl ether	ND		ug/l	2.5	0.70	1
p/m-Xylene	ND		ug/l	2.5	0.70	1
o-Xylene	ND		ug/l	2.5	0.70	1
cis-1,2-Dichloroethene	ND		ug/l	2.5	0.70	1
Styrene	ND		ug/l	2.5	0.70	1
Dichlorodifluoromethane	ND		ug/l	5.0	1.0	1
Acetone	6.3		ug/l	5.0	1.5	1
Carbon disulfide	ND		ug/l	5.0	1.0	1
2-Butanone	ND		ug/l	5.0	1.9	1
4-Methyl-2-pentanone	ND		ug/l	5.0	1.0	1
2-Hexanone	ND		ug/l	5.0	1.0	1
Bromochloromethane	ND		ug/l	2.5	0.70	1
1,2-Dibromoethane	ND		ug/l	2.0	0.65	1
1,2-Dibromo-3-chloropropane	ND		ug/l	2.5	0.70	1
Isopropylbenzene	ND		ug/l	2.5	0.70	1
1,2,3-Trichlorobenzene	ND		ug/l	2.5	0.70	1
1,2,4-Trichlorobenzene	ND		ug/l	2.5	0.70	1
Methyl Acetate	ND		ug/l	2.0	0.23	1
Cyclohexane	ND		ug/l	10	0.27	1
1,4-Dioxane	ND		ug/l	250	61.	1
Freon-113	ND		ug/l	2.5	0.70	1
Methyl cyclohexane	ND		ug/l	10	0.40	1

Surrogate	% Recovery	Qualifier	Acceptance Criteria
1,2-Dichloroethane-d4	115		70-130
Toluene-d8	94		70-130
4-Bromofluorobenzene	98		70-130
Dibromofluoromethane	110		70-130

Project Name: BATH SIGNIFY OFFSITE GW SAMPLI
Project Number: 0127981-025

Lab Number: L2221593
Report Date: 05/26/22

SAMPLE RESULTS

Lab ID: L2221593-06
 Client ID: MW26B-042522-1115
 Sample Location: Not Specified

Date Collected: 04/25/22 11:15
 Date Received: 04/26/22
 Field Prep: Not Specified

Sample Depth:

Matrix: Water
 Analytical Method: 1,8260C
 Analytical Date: 05/02/22 14:25
 Analyst: MV

Parameter	Result	Qualifier	Units	RL	MDL	Dilution Factor
Volatile Organics by GC/MS - Westborough Lab						
Methylene chloride	ND		ug/l	2.5	0.70	1
1,1-Dichloroethane	ND		ug/l	2.5	0.70	1
Chloroform	ND		ug/l	2.5	0.70	1
Carbon tetrachloride	ND		ug/l	0.50	0.13	1
1,2-Dichloropropane	ND		ug/l	1.0	0.14	1
Dibromochloromethane	ND		ug/l	0.50	0.15	1
1,1,2-Trichloroethane	ND		ug/l	1.5	0.50	1
Tetrachloroethene	ND		ug/l	0.50	0.18	1
Chlorobenzene	ND		ug/l	2.5	0.70	1
Trichlorofluoromethane	ND		ug/l	2.5	0.70	1
1,2-Dichloroethane	ND		ug/l	0.50	0.13	1
1,1,1-Trichloroethane	ND		ug/l	2.5	0.70	1
Bromodichloromethane	ND		ug/l	0.50	0.19	1
trans-1,3-Dichloropropene	ND		ug/l	0.50	0.16	1
cis-1,3-Dichloropropene	ND		ug/l	0.50	0.14	1
Bromoform	ND		ug/l	2.0	0.65	1
1,1,2,2-Tetrachloroethane	ND		ug/l	0.50	0.17	1
Benzene	ND		ug/l	0.50	0.16	1
Toluene	ND		ug/l	2.5	0.70	1
Ethylbenzene	ND		ug/l	2.5	0.70	1
Chloromethane	ND		ug/l	2.5	0.70	1
Bromomethane	ND		ug/l	2.5	0.70	1
Vinyl chloride	ND		ug/l	1.0	0.07	1
Chloroethane	ND		ug/l	2.5	0.70	1
1,1-Dichloroethene	ND		ug/l	0.50	0.17	1
trans-1,2-Dichloroethene	ND		ug/l	2.5	0.70	1
Trichloroethene	1.1		ug/l	0.50	0.18	1
1,2-Dichlorobenzene	ND		ug/l	2.5	0.70	1

Project Name: BATH SIGNIFY OFFSITE GW SAMPLI
Project Number: 0127981-025

Lab Number: L2221593
Report Date: 05/26/22

SAMPLE RESULTS

Lab ID: L2221593-06
 Client ID: MW26B-042522-1115
 Sample Location: Not Specified

Date Collected: 04/25/22 11:15
 Date Received: 04/26/22
 Field Prep: Not Specified

Sample Depth:

Parameter	Result	Qualifier	Units	RL	MDL	Dilution Factor
Volatile Organics by GC/MS - Westborough Lab						
1,3-Dichlorobenzene	ND		ug/l	2.5	0.70	1
1,4-Dichlorobenzene	ND		ug/l	2.5	0.70	1
Methyl tert butyl ether	ND		ug/l	2.5	0.70	1
p/m-Xylene	ND		ug/l	2.5	0.70	1
o-Xylene	ND		ug/l	2.5	0.70	1
cis-1,2-Dichloroethene	ND		ug/l	2.5	0.70	1
Styrene	ND		ug/l	2.5	0.70	1
Dichlorodifluoromethane	ND		ug/l	5.0	1.0	1
Acetone	ND		ug/l	5.0	1.5	1
Carbon disulfide	ND		ug/l	5.0	1.0	1
2-Butanone	ND		ug/l	5.0	1.9	1
4-Methyl-2-pentanone	ND		ug/l	5.0	1.0	1
2-Hexanone	ND		ug/l	5.0	1.0	1
Bromochloromethane	ND		ug/l	2.5	0.70	1
1,2-Dibromoethane	ND		ug/l	2.0	0.65	1
1,2-Dibromo-3-chloropropane	ND		ug/l	2.5	0.70	1
Isopropylbenzene	ND		ug/l	2.5	0.70	1
1,2,3-Trichlorobenzene	ND		ug/l	2.5	0.70	1
1,2,4-Trichlorobenzene	ND		ug/l	2.5	0.70	1
Methyl Acetate	ND		ug/l	2.0	0.23	1
Cyclohexane	ND		ug/l	10	0.27	1
1,4-Dioxane	ND		ug/l	250	61.	1
Freon-113	ND		ug/l	2.5	0.70	1
Methyl cyclohexane	ND		ug/l	10	0.40	1

Surrogate	% Recovery	Qualifier	Acceptance Criteria
1,2-Dichloroethane-d4	116		70-130
Toluene-d8	95		70-130
4-Bromofluorobenzene	98		70-130
Dibromofluoromethane	111		70-130

Project Name: BATH SIGNIFY OFFSITE GW SAMPLI
Project Number: 0127981-025

Lab Number: L2221593
Report Date: 05/26/22

SAMPLE RESULTS

Lab ID: L2221593-08
 Client ID: MW25B-042522-1440
 Sample Location: Not Specified

Date Collected: 04/25/22 14:40
 Date Received: 04/26/22
 Field Prep: Not Specified

Sample Depth:

Matrix: Water
 Analytical Method: 1,8260C
 Analytical Date: 05/02/22 14:49
 Analyst: MV

Parameter	Result	Qualifier	Units	RL	MDL	Dilution Factor
Volatile Organics by GC/MS - Westborough Lab						
Methylene chloride	ND		ug/l	2.5	0.70	1
1,1-Dichloroethane	ND		ug/l	2.5	0.70	1
Chloroform	ND		ug/l	2.5	0.70	1
Carbon tetrachloride	ND		ug/l	0.50	0.13	1
1,2-Dichloropropane	ND		ug/l	1.0	0.14	1
Dibromochloromethane	ND		ug/l	0.50	0.15	1
1,1,2-Trichloroethane	ND		ug/l	1.5	0.50	1
Tetrachloroethene	ND		ug/l	0.50	0.18	1
Chlorobenzene	ND		ug/l	2.5	0.70	1
Trichlorofluoromethane	ND		ug/l	2.5	0.70	1
1,2-Dichloroethane	ND		ug/l	0.50	0.13	1
1,1,1-Trichloroethane	ND		ug/l	2.5	0.70	1
Bromodichloromethane	ND		ug/l	0.50	0.19	1
trans-1,3-Dichloropropene	ND		ug/l	0.50	0.16	1
cis-1,3-Dichloropropene	ND		ug/l	0.50	0.14	1
Bromoform	ND		ug/l	2.0	0.65	1
1,1,2,2-Tetrachloroethane	ND		ug/l	0.50	0.17	1
Benzene	0.21	J	ug/l	0.50	0.16	1
Toluene	ND		ug/l	2.5	0.70	1
Ethylbenzene	ND		ug/l	2.5	0.70	1
Chloromethane	ND		ug/l	2.5	0.70	1
Bromomethane	ND		ug/l	2.5	0.70	1
Vinyl chloride	ND		ug/l	1.0	0.07	1
Chloroethane	ND		ug/l	2.5	0.70	1
1,1-Dichloroethene	ND		ug/l	0.50	0.17	1
trans-1,2-Dichloroethene	ND		ug/l	2.5	0.70	1
Trichloroethene	0.39	J	ug/l	0.50	0.18	1
1,2-Dichlorobenzene	ND		ug/l	2.5	0.70	1

Project Name: BATH SIGNIFY OFFSITE GW SAMPLI
Project Number: 0127981-025

Lab Number: L2221593
Report Date: 05/26/22

SAMPLE RESULTS

Lab ID: L2221593-08
 Client ID: MW25B-042522-1440
 Sample Location: Not Specified

Date Collected: 04/25/22 14:40
 Date Received: 04/26/22
 Field Prep: Not Specified

Sample Depth:

Parameter	Result	Qualifier	Units	RL	MDL	Dilution Factor
Volatile Organics by GC/MS - Westborough Lab						
1,3-Dichlorobenzene	ND		ug/l	2.5	0.70	1
1,4-Dichlorobenzene	ND		ug/l	2.5	0.70	1
Methyl tert butyl ether	ND		ug/l	2.5	0.70	1
p/m-Xylene	ND		ug/l	2.5	0.70	1
o-Xylene	ND		ug/l	2.5	0.70	1
cis-1,2-Dichloroethene	ND		ug/l	2.5	0.70	1
Styrene	ND		ug/l	2.5	0.70	1
Dichlorodifluoromethane	ND		ug/l	5.0	1.0	1
Acetone	15		ug/l	5.0	1.5	1
Carbon disulfide	ND		ug/l	5.0	1.0	1
2-Butanone	ND		ug/l	5.0	1.9	1
4-Methyl-2-pentanone	ND		ug/l	5.0	1.0	1
2-Hexanone	ND		ug/l	5.0	1.0	1
Bromochloromethane	ND		ug/l	2.5	0.70	1
1,2-Dibromoethane	ND		ug/l	2.0	0.65	1
1,2-Dibromo-3-chloropropane	ND		ug/l	2.5	0.70	1
Isopropylbenzene	ND		ug/l	2.5	0.70	1
1,2,3-Trichlorobenzene	ND		ug/l	2.5	0.70	1
1,2,4-Trichlorobenzene	ND		ug/l	2.5	0.70	1
Methyl Acetate	ND		ug/l	2.0	0.23	1
Cyclohexane	0.34	J	ug/l	10	0.27	1
1,4-Dioxane	ND		ug/l	250	61.	1
Freon-113	ND		ug/l	2.5	0.70	1
Methyl cyclohexane	0.43	J	ug/l	10	0.40	1

Surrogate	% Recovery	Qualifier	Acceptance Criteria
1,2-Dichloroethane-d4	118		70-130
Toluene-d8	95		70-130
4-Bromofluorobenzene	97		70-130
Dibromofluoromethane	111		70-130

Project Name: BATH SIGNIFY OFFSITE GW SAMPLI
Project Number: 0127981-025

Lab Number: L2221593
Report Date: 05/26/22

SAMPLE RESULTS

Lab ID: L2221593-09
 Client ID: MW23A-042522-1515
 Sample Location: Not Specified

Date Collected: 04/25/22 15:15
 Date Received: 04/26/22
 Field Prep: Not Specified

Sample Depth:

Matrix: Water
 Analytical Method: 1,8260C
 Analytical Date: 05/02/22 15:12
 Analyst: MV

Parameter	Result	Qualifier	Units	RL	MDL	Dilution Factor
Volatile Organics by GC/MS - Westborough Lab						
Methylene chloride	ND		ug/l	2.5	0.70	1
1,1-Dichloroethane	ND		ug/l	2.5	0.70	1
Chloroform	ND		ug/l	2.5	0.70	1
Carbon tetrachloride	ND		ug/l	0.50	0.13	1
1,2-Dichloropropane	ND		ug/l	1.0	0.14	1
Dibromochloromethane	ND		ug/l	0.50	0.15	1
1,1,2-Trichloroethane	ND		ug/l	1.5	0.50	1
Tetrachloroethene	ND		ug/l	0.50	0.18	1
Chlorobenzene	ND		ug/l	2.5	0.70	1
Trichlorofluoromethane	ND		ug/l	2.5	0.70	1
1,2-Dichloroethane	ND		ug/l	0.50	0.13	1
1,1,1-Trichloroethane	1.4	J	ug/l	2.5	0.70	1
Bromodichloromethane	ND		ug/l	0.50	0.19	1
trans-1,3-Dichloropropene	ND		ug/l	0.50	0.16	1
cis-1,3-Dichloropropene	ND		ug/l	0.50	0.14	1
Bromoform	ND		ug/l	2.0	0.65	1
1,1,2,2-Tetrachloroethane	ND		ug/l	0.50	0.17	1
Benzene	ND		ug/l	0.50	0.16	1
Toluene	ND		ug/l	2.5	0.70	1
Ethylbenzene	ND		ug/l	2.5	0.70	1
Chloromethane	ND		ug/l	2.5	0.70	1
Bromomethane	ND		ug/l	2.5	0.70	1
Vinyl chloride	ND		ug/l	1.0	0.07	1
Chloroethane	ND		ug/l	2.5	0.70	1
1,1-Dichloroethene	ND		ug/l	0.50	0.17	1
trans-1,2-Dichloroethene	ND		ug/l	2.5	0.70	1
Trichloroethene	1.3		ug/l	0.50	0.18	1
1,2-Dichlorobenzene	ND		ug/l	2.5	0.70	1

Project Name: BATH SIGNIFY OFFSITE GW SAMPLI
Project Number: 0127981-025

Lab Number: L2221593
Report Date: 05/26/22

SAMPLE RESULTS

Lab ID: L2221593-09
 Client ID: MW23A-042522-1515
 Sample Location: Not Specified

Date Collected: 04/25/22 15:15
 Date Received: 04/26/22
 Field Prep: Not Specified

Sample Depth:

Parameter	Result	Qualifier	Units	RL	MDL	Dilution Factor
Volatile Organics by GC/MS - Westborough Lab						
1,3-Dichlorobenzene	ND		ug/l	2.5	0.70	1
1,4-Dichlorobenzene	ND		ug/l	2.5	0.70	1
Methyl tert butyl ether	ND		ug/l	2.5	0.70	1
p/m-Xylene	ND		ug/l	2.5	0.70	1
o-Xylene	ND		ug/l	2.5	0.70	1
cis-1,2-Dichloroethene	ND		ug/l	2.5	0.70	1
Styrene	ND		ug/l	2.5	0.70	1
Dichlorodifluoromethane	ND		ug/l	5.0	1.0	1
Acetone	ND		ug/l	5.0	1.5	1
Carbon disulfide	ND		ug/l	5.0	1.0	1
2-Butanone	ND		ug/l	5.0	1.9	1
4-Methyl-2-pentanone	ND		ug/l	5.0	1.0	1
2-Hexanone	ND		ug/l	5.0	1.0	1
Bromochloromethane	ND		ug/l	2.5	0.70	1
1,2-Dibromoethane	ND		ug/l	2.0	0.65	1
1,2-Dibromo-3-chloropropane	ND		ug/l	2.5	0.70	1
Isopropylbenzene	ND		ug/l	2.5	0.70	1
1,2,3-Trichlorobenzene	ND		ug/l	2.5	0.70	1
1,2,4-Trichlorobenzene	ND		ug/l	2.5	0.70	1
Methyl Acetate	ND		ug/l	2.0	0.23	1
Cyclohexane	ND		ug/l	10	0.27	1
1,4-Dioxane	ND		ug/l	250	61.	1
Freon-113	ND		ug/l	2.5	0.70	1
Methyl cyclohexane	ND		ug/l	10	0.40	1

Surrogate	% Recovery	Qualifier	Acceptance Criteria
1,2-Dichloroethane-d4	118		70-130
Toluene-d8	94		70-130
4-Bromofluorobenzene	99		70-130
Dibromofluoromethane	109		70-130

Project Name: BATH SIGNIFY OFFSITE GW SAMPLI
Project Number: 0127981-025

Lab Number: L2221593
Report Date: 05/26/22

SAMPLE RESULTS

Lab ID: L2221593-11
 Client ID: 4125-042522-0002
 Sample Location: Not Specified

Date Collected: 04/25/22 00:00
 Date Received: 04/26/22
 Field Prep: Not Specified

Sample Depth:

Matrix: Water
 Analytical Method: 1,8260C
 Analytical Date: 05/02/22 15:35
 Analyst: MV

Parameter	Result	Qualifier	Units	RL	MDL	Dilution Factor
Volatile Organics by GC/MS - Westborough Lab						
Methylene chloride	ND		ug/l	2.5	0.70	1
1,1-Dichloroethane	ND		ug/l	2.5	0.70	1
Chloroform	ND		ug/l	2.5	0.70	1
Carbon tetrachloride	ND		ug/l	0.50	0.13	1
1,2-Dichloropropane	ND		ug/l	1.0	0.14	1
Dibromochloromethane	ND		ug/l	0.50	0.15	1
1,1,2-Trichloroethane	ND		ug/l	1.5	0.50	1
Tetrachloroethene	ND		ug/l	0.50	0.18	1
Chlorobenzene	ND		ug/l	2.5	0.70	1
Trichlorofluoromethane	ND		ug/l	2.5	0.70	1
1,2-Dichloroethane	ND		ug/l	0.50	0.13	1
1,1,1-Trichloroethane	ND		ug/l	2.5	0.70	1
Bromodichloromethane	ND		ug/l	0.50	0.19	1
trans-1,3-Dichloropropene	ND		ug/l	0.50	0.16	1
cis-1,3-Dichloropropene	ND		ug/l	0.50	0.14	1
Bromoform	ND		ug/l	2.0	0.65	1
1,1,2,2-Tetrachloroethane	ND		ug/l	0.50	0.17	1
Benzene	ND		ug/l	0.50	0.16	1
Toluene	ND		ug/l	2.5	0.70	1
Ethylbenzene	ND		ug/l	2.5	0.70	1
Chloromethane	ND		ug/l	2.5	0.70	1
Bromomethane	ND		ug/l	2.5	0.70	1
Vinyl chloride	ND		ug/l	1.0	0.07	1
Chloroethane	ND		ug/l	2.5	0.70	1
1,1-Dichloroethene	ND		ug/l	0.50	0.17	1
trans-1,2-Dichloroethene	ND		ug/l	2.5	0.70	1
Trichloroethene	1.3		ug/l	0.50	0.18	1
1,2-Dichlorobenzene	ND		ug/l	2.5	0.70	1

Project Name: BATH SIGNIFY OFFSITE GW SAMPLI
Project Number: 0127981-025

Lab Number: L2221593
Report Date: 05/26/22

SAMPLE RESULTS

Lab ID: L2221593-11
 Client ID: 4125-042522-0002
 Sample Location: Not Specified

Date Collected: 04/25/22 00:00
 Date Received: 04/26/22
 Field Prep: Not Specified

Sample Depth:

Parameter	Result	Qualifier	Units	RL	MDL	Dilution Factor
Volatile Organics by GC/MS - Westborough Lab						
1,3-Dichlorobenzene	ND		ug/l	2.5	0.70	1
1,4-Dichlorobenzene	ND		ug/l	2.5	0.70	1
Methyl tert butyl ether	ND		ug/l	2.5	0.70	1
p/m-Xylene	ND		ug/l	2.5	0.70	1
o-Xylene	ND		ug/l	2.5	0.70	1
cis-1,2-Dichloroethene	ND		ug/l	2.5	0.70	1
Styrene	ND		ug/l	2.5	0.70	1
Dichlorodifluoromethane	ND		ug/l	5.0	1.0	1
Acetone	ND		ug/l	5.0	1.5	1
Carbon disulfide	ND		ug/l	5.0	1.0	1
2-Butanone	ND		ug/l	5.0	1.9	1
4-Methyl-2-pentanone	ND		ug/l	5.0	1.0	1
2-Hexanone	ND		ug/l	5.0	1.0	1
Bromochloromethane	ND		ug/l	2.5	0.70	1
1,2-Dibromoethane	ND		ug/l	2.0	0.65	1
1,2-Dibromo-3-chloropropane	ND		ug/l	2.5	0.70	1
Isopropylbenzene	ND		ug/l	2.5	0.70	1
1,2,3-Trichlorobenzene	ND		ug/l	2.5	0.70	1
1,2,4-Trichlorobenzene	ND		ug/l	2.5	0.70	1
Methyl Acetate	ND		ug/l	2.0	0.23	1
Cyclohexane	ND		ug/l	10	0.27	1
1,4-Dioxane	ND		ug/l	250	61.	1
Freon-113	ND		ug/l	2.5	0.70	1
Methyl cyclohexane	ND		ug/l	10	0.40	1

Surrogate	% Recovery	Qualifier	Acceptance Criteria
1,2-Dichloroethane-d4	120		70-130
Toluene-d8	95		70-130
4-Bromofluorobenzene	97		70-130
Dibromofluoromethane	113		70-130

Project Name: BATH SIGNIFY OFFSITE GW SAMPLI
Project Number: 0127981-025

Lab Number: L2221593
Report Date: 05/26/22

SAMPLE RESULTS

Lab ID: L2221593-12
 Client ID: 4125-042522-0003
 Sample Location: Not Specified

Date Collected: 04/25/22 00:00
 Date Received: 04/26/22
 Field Prep: Not Specified

Sample Depth:

Matrix: Water
 Analytical Method: 1,8260C
 Analytical Date: 05/02/22 15:59
 Analyst: MV

Parameter	Result	Qualifier	Units	RL	MDL	Dilution Factor
Volatile Organics by GC/MS - Westborough Lab						
Methylene chloride	ND		ug/l	2.5	0.70	1
1,1-Dichloroethane	ND		ug/l	2.5	0.70	1
Chloroform	ND		ug/l	2.5	0.70	1
Carbon tetrachloride	ND		ug/l	0.50	0.13	1
1,2-Dichloropropane	ND		ug/l	1.0	0.14	1
Dibromochloromethane	ND		ug/l	0.50	0.15	1
1,1,2-Trichloroethane	ND		ug/l	1.5	0.50	1
Tetrachloroethene	ND		ug/l	0.50	0.18	1
Chlorobenzene	ND		ug/l	2.5	0.70	1
Trichlorofluoromethane	ND		ug/l	2.5	0.70	1
1,2-Dichloroethane	ND		ug/l	0.50	0.13	1
1,1,1-Trichloroethane	ND		ug/l	2.5	0.70	1
Bromodichloromethane	ND		ug/l	0.50	0.19	1
trans-1,3-Dichloropropene	ND		ug/l	0.50	0.16	1
cis-1,3-Dichloropropene	ND		ug/l	0.50	0.14	1
Bromoform	ND		ug/l	2.0	0.65	1
1,1,2,2-Tetrachloroethane	ND		ug/l	0.50	0.17	1
Benzene	ND		ug/l	0.50	0.16	1
Toluene	ND		ug/l	2.5	0.70	1
Ethylbenzene	ND		ug/l	2.5	0.70	1
Chloromethane	ND		ug/l	2.5	0.70	1
Bromomethane	ND		ug/l	2.5	0.70	1
Vinyl chloride	ND		ug/l	1.0	0.07	1
Chloroethane	ND		ug/l	2.5	0.70	1
1,1-Dichloroethene	ND		ug/l	0.50	0.17	1
trans-1,2-Dichloroethene	ND		ug/l	2.5	0.70	1
Trichloroethene	ND		ug/l	0.50	0.18	1
1,2-Dichlorobenzene	ND		ug/l	2.5	0.70	1

Project Name: BATH SIGNIFY OFFSITE GW SAMPLI
Project Number: 0127981-025

Lab Number: L2221593
Report Date: 05/26/22

SAMPLE RESULTS

Lab ID: L2221593-12
 Client ID: 4125-042522-0003
 Sample Location: Not Specified

Date Collected: 04/25/22 00:00
 Date Received: 04/26/22
 Field Prep: Not Specified

Sample Depth:

Parameter	Result	Qualifier	Units	RL	MDL	Dilution Factor
Volatile Organics by GC/MS - Westborough Lab						
1,3-Dichlorobenzene	ND		ug/l	2.5	0.70	1
1,4-Dichlorobenzene	ND		ug/l	2.5	0.70	1
Methyl tert butyl ether	ND		ug/l	2.5	0.70	1
p/m-Xylene	ND		ug/l	2.5	0.70	1
o-Xylene	ND		ug/l	2.5	0.70	1
cis-1,2-Dichloroethene	ND		ug/l	2.5	0.70	1
Styrene	ND		ug/l	2.5	0.70	1
Dichlorodifluoromethane	ND		ug/l	5.0	1.0	1
Acetone	ND		ug/l	5.0	1.5	1
Carbon disulfide	ND		ug/l	5.0	1.0	1
2-Butanone	ND		ug/l	5.0	1.9	1
4-Methyl-2-pentanone	ND		ug/l	5.0	1.0	1
2-Hexanone	ND		ug/l	5.0	1.0	1
Bromochloromethane	ND		ug/l	2.5	0.70	1
1,2-Dibromoethane	ND		ug/l	2.0	0.65	1
1,2-Dibromo-3-chloropropane	ND		ug/l	2.5	0.70	1
Isopropylbenzene	ND		ug/l	2.5	0.70	1
1,2,3-Trichlorobenzene	ND		ug/l	2.5	0.70	1
1,2,4-Trichlorobenzene	ND		ug/l	2.5	0.70	1
Methyl Acetate	ND		ug/l	2.0	0.23	1
Cyclohexane	ND		ug/l	10	0.27	1
1,4-Dioxane	ND		ug/l	250	61.	1
Freon-113	ND		ug/l	2.5	0.70	1
Methyl cyclohexane	ND		ug/l	10	0.40	1

Surrogate	% Recovery	Qualifier	Acceptance Criteria
1,2-Dichloroethane-d4	117		70-130
Toluene-d8	95		70-130
4-Bromofluorobenzene	96		70-130
Dibromofluoromethane	110		70-130

Project Name: BATH SIGNIFY OFFSITE GW SAMPLI
Project Number: 0127981-025

Lab Number: L2221593
Report Date: 05/26/22

**Method Blank Analysis
Batch Quality Control**

Analytical Method: 1,8260C
Analytical Date: 05/02/22 08:36
Analyst: PD

Parameter	Result	Qualifier	Units	RL	MDL
Volatile Organics by GC/MS - Westborough Lab for sample(s): 01-04,06,08-09,11-12 Batch: WG1633727-5					
Methylene chloride	ND		ug/l	2.5	0.70
1,1-Dichloroethane	ND		ug/l	2.5	0.70
Chloroform	ND		ug/l	2.5	0.70
Carbon tetrachloride	ND		ug/l	0.50	0.13
1,2-Dichloropropane	ND		ug/l	1.0	0.14
Dibromochloromethane	ND		ug/l	0.50	0.15
1,1,2-Trichloroethane	ND		ug/l	1.5	0.50
Tetrachloroethene	ND		ug/l	0.50	0.18
Chlorobenzene	ND		ug/l	2.5	0.70
Trichlorofluoromethane	ND		ug/l	2.5	0.70
1,2-Dichloroethane	ND		ug/l	0.50	0.13
1,1,1-Trichloroethane	ND		ug/l	2.5	0.70
Bromodichloromethane	ND		ug/l	0.50	0.19
trans-1,3-Dichloropropene	ND		ug/l	0.50	0.16
cis-1,3-Dichloropropene	ND		ug/l	0.50	0.14
Bromoform	ND		ug/l	2.0	0.65
1,1,2,2-Tetrachloroethane	ND		ug/l	0.50	0.17
Benzene	ND		ug/l	0.50	0.16
Toluene	ND		ug/l	2.5	0.70
Ethylbenzene	ND		ug/l	2.5	0.70
Chloromethane	ND		ug/l	2.5	0.70
Bromomethane	ND		ug/l	2.5	0.70
Vinyl chloride	ND		ug/l	1.0	0.07
Chloroethane	ND		ug/l	2.5	0.70
1,1-Dichloroethene	ND		ug/l	0.50	0.17
trans-1,2-Dichloroethene	ND		ug/l	2.5	0.70
Trichloroethene	ND		ug/l	0.50	0.18
1,2-Dichlorobenzene	ND		ug/l	2.5	0.70
1,3-Dichlorobenzene	ND		ug/l	2.5	0.70

Project Name: BATH SIGNIFY OFFSITE GW SAMPLI
Project Number: 0127981-025

Lab Number: L2221593
Report Date: 05/26/22

Method Blank Analysis
Batch Quality Control

Analytical Method: 1,8260C
Analytical Date: 05/02/22 08:36
Analyst: PD

Parameter	Result	Qualifier	Units	RL	MDL
Volatile Organics by GC/MS - Westborough Lab for sample(s): 01-04,06,08-09,11-12 Batch: WG1633727-5					
1,4-Dichlorobenzene	ND		ug/l	2.5	0.70
Methyl tert butyl ether	ND		ug/l	2.5	0.70
p/m-Xylene	ND		ug/l	2.5	0.70
o-Xylene	ND		ug/l	2.5	0.70
cis-1,2-Dichloroethene	ND		ug/l	2.5	0.70
Styrene	ND		ug/l	2.5	0.70
Dichlorodifluoromethane	ND		ug/l	5.0	1.0
Acetone	ND		ug/l	5.0	1.5
Carbon disulfide	ND		ug/l	5.0	1.0
2-Butanone	ND		ug/l	5.0	1.9
4-Methyl-2-pentanone	ND		ug/l	5.0	1.0
2-Hexanone	ND		ug/l	5.0	1.0
Bromochloromethane	ND		ug/l	2.5	0.70
1,2-Dibromoethane	ND		ug/l	2.0	0.65
1,2-Dibromo-3-chloropropane	ND		ug/l	2.5	0.70
Isopropylbenzene	ND		ug/l	2.5	0.70
1,2,3-Trichlorobenzene	ND		ug/l	2.5	0.70
1,2,4-Trichlorobenzene	ND		ug/l	2.5	0.70
Methyl Acetate	ND		ug/l	2.0	0.23
Cyclohexane	ND		ug/l	10	0.27
1,4-Dioxane	ND		ug/l	250	61.
Freon-113	ND		ug/l	2.5	0.70
Methyl cyclohexane	ND		ug/l	10	0.40

Project Name: BATH SIGNIFY OFFSITE GW SAMPLI
Project Number: 0127981-025

Lab Number: L2221593
Report Date: 05/26/22

**Method Blank Analysis
 Batch Quality Control**

Analytical Method: 1,8260C
 Analytical Date: 05/02/22 08:36
 Analyst: PD

Parameter	Result	Qualifier	Units	RL	MDL
Volatile Organics by GC/MS - Westborough Lab for sample(s): 01-04,06,08-09,11-12 Batch: WG1633727-5					

Surrogate	%Recovery	Qualifier	Acceptance Criteria
1,2-Dichloroethane-d4	110		70-130
Toluene-d8	95		70-130
4-Bromofluorobenzene	99		70-130
Dibromofluoromethane	109		70-130

Lab Control Sample Analysis

Batch Quality Control

Project Name: BATH SIGNIFY OFFSITE GW SAMPLI

Lab Number: L2221593

Project Number: 0127981-025

Report Date: 05/26/22

Parameter	LCS		LCSD		%Recovery		RPD	
	%Recovery	Qual	%Recovery	Qual	Limits	RPD	Qual	Limits
Volatile Organics by GC/MS - Westborough Lab Associated sample(s): 01-04,06,08-09,11-12 Batch: WG1633727-3 WG1633727-4								
Methylene chloride	100		98		70-130	2		20
1,1-Dichloroethane	100		100		70-130	0		20
Chloroform	110		110		70-130	0		20
Carbon tetrachloride	120		120		63-132	0		20
1,2-Dichloropropane	94		95		70-130	1		20
Dibromochloromethane	100		110		63-130	10		20
1,1,2-Trichloroethane	96		97		70-130	1		20
Tetrachloroethene	110		110		70-130	0		20
Chlorobenzene	100		99		75-130	1		20
Trichlorofluoromethane	120		130		62-150	8		20
1,2-Dichloroethane	110		110		70-130	0		20
1,1,1-Trichloroethane	120		120		67-130	0		20
Bromodichloromethane	110		110		67-130	0		20
trans-1,3-Dichloropropene	110		110		70-130	0		20
cis-1,3-Dichloropropene	96		95		70-130	1		20
Bromoform	100		100		54-136	0		20
1,1,2,2-Tetrachloroethane	88		94		67-130	7		20
Benzene	100		100		70-130	0		20
Toluene	100		100		70-130	0		20
Ethylbenzene	100		100		70-130	0		20
Chloromethane	90		87		64-130	3		20
Bromomethane	65		66		39-139	2		20
Vinyl chloride	100		97		55-140	3		20

Lab Control Sample Analysis

Batch Quality Control

Project Name: BATH SIGNIFY OFFSITE GW SAMPLI

Lab Number: L2221593

Project Number: 0127981-025

Report Date: 05/26/22

Parameter	LCS		LCSD		%Recovery Limits	RPD	Qual	RPD Limits
	%Recovery	Qual	%Recovery	Qual				
Volatile Organics by GC/MS - Westborough Lab Associated sample(s): 01-04,06,08-09,11-12 Batch: WG1633727-3 WG1633727-4								
Chloroethane	100		97		55-138	3		20
1,1-Dichloroethene	110		110		61-145	0		20
trans-1,2-Dichloroethene	100		100		70-130	0		20
Trichloroethene	93		93		70-130	0		20
1,2-Dichlorobenzene	100		100		70-130	0		20
1,3-Dichlorobenzene	100		100		70-130	0		20
1,4-Dichlorobenzene	100		100		70-130	0		20
Methyl tert butyl ether	100		110		63-130	10		20
p/m-Xylene	105		105		70-130	0		20
o-Xylene	105		105		70-130	0		20
cis-1,2-Dichloroethene	100		98		70-130	2		20
Styrene	105		105		70-130	0		20
Dichlorodifluoromethane	92		89		36-147	3		20
Acetone	92		94		58-148	2		20
Carbon disulfide	100		100		51-130	0		20
2-Butanone	94		86		63-138	9		20
4-Methyl-2-pentanone	88		94		59-130	7		20
2-Hexanone	92		99		57-130	7		20
Bromochloromethane	100		100		70-130	0		20
1,2-Dibromoethane	94		96		70-130	2		20
1,2-Dibromo-3-chloropropane	87		90		41-144	3		20
Isopropylbenzene	100		100		70-130	0		20
1,2,3-Trichlorobenzene	96		99		70-130	3		20

Lab Control Sample Analysis

Batch Quality Control

Project Name: BATH SIGNIFY OFFSITE GW SAMPLI

Lab Number: L2221593

Project Number: 0127981-025

Report Date: 05/26/22

Parameter	LCS		LCSD		%Recovery Limits	RPD	Qual	RPD Limits
	%Recovery	Qual	%Recovery	Qual				
Volatile Organics by GC/MS - Westborough Lab Associated sample(s): 01-04,06,08-09,11-12 Batch: WG1633727-3 WG1633727-4								
1,2,4-Trichlorobenzene	100		100		70-130	0		20
Methyl Acetate	86		95		70-130	10		20
Cyclohexane	100		100		70-130	0		20
1,4-Dioxane	126		116		56-162	8		20
Freon-113	110		110		70-130	0		20
Methyl cyclohexane	100		100		70-130	0		20

Surrogate	LCS		LCSD		Acceptance Criteria
	%Recovery	Qual	%Recovery	Qual	
1,2-Dichloroethane-d4	111		112		70-130
Toluene-d8	98		98		70-130
4-Bromofluorobenzene	98		100		70-130
Dibromofluoromethane	106		106		70-130

SEMIVOLATILES

Project Name: BATH SIGNIFY OFFSITE GW SAMPLI
Project Number: 0127981-025

Lab Number: L2221593
Report Date: 05/26/22

SAMPLE RESULTS

Lab ID: L2221593-05
 Client ID: MW26B-042522-1015
 Sample Location: Not Specified

Date Collected: 04/25/22 10:15
 Date Received: 04/26/22
 Field Prep: Not Specified

Sample Depth:

Matrix: Water
 Analytical Method: 134,LCMSMS-ID
 Analytical Date: 05/06/22 17:56
 Analyst: RS

Extraction Method: ALPHA 23528
 Extraction Date: 05/06/22 03:28

Parameter	Result	Qualifier	Units	RL	MDL	Dilution Factor
Perfluorinated Alkyl Acids by Isotope Dilution - Mansfield Lab						
Perfluorobutanoic Acid (PFBA)	ND		ng/l	1.88	0.385	1
Perfluoropentanoic Acid (PFPeA)	ND		ng/l	1.88	0.373	1
Perfluorobutanesulfonic Acid (PFBS)	ND		ng/l	1.88	0.224	1
Perfluorohexanoic Acid (PFHxA)	ND		ng/l	1.88	0.309	1
Perfluoroheptanoic Acid (PFHpA)	ND		ng/l	1.88	0.212	1
Perfluorohexanesulfonic Acid (PFHxS)	ND		ng/l	1.88	0.354	1
Perfluorooctanoic Acid (PFOA)	ND		ng/l	1.88	0.222	1
1H,1H,2H,2H-Perfluorooctanesulfonic Acid (6:2FTS)	ND		ng/l	1.88	1.26	1
Perfluoroheptanesulfonic Acid (PFHpS)	ND		ng/l	1.88	0.649	1
Perfluorononanoic Acid (PFNA)	ND		ng/l	1.88	0.294	1
Perfluorooctanesulfonic Acid (PFOS)	ND		ng/l	1.88	0.475	1
Perfluorodecanoic Acid (PFDA)	ND		ng/l	1.88	0.287	1
1H,1H,2H,2H-Perfluorodecanesulfonic Acid (8:2FTS)	ND		ng/l	1.88	1.14	1
N-Methyl Perfluorooctanesulfonamidoacetic Acid (NMeFOSAA)	ND		ng/l	1.88	0.611	1
Perfluoroundecanoic Acid (PFUnA)	ND		ng/l	1.88	0.245	1
Perfluorodecanesulfonic Acid (PFDS)	ND		ng/l	1.88	0.924	1
Perfluorooctanesulfonamide (FOSA)	ND		ng/l	1.88	0.547	1
N-Ethyl Perfluorooctanesulfonamidoacetic Acid (NEtFOSAA)	ND		ng/l	1.88	0.758	1
Perfluorododecanoic Acid (PFDoA)	ND		ng/l	1.88	0.351	1
Perfluorotridecanoic Acid (PFTrDA)	ND		ng/l	1.88	0.308	1
Perfluorotetradecanoic Acid (PFTA)	ND		ng/l	1.88	0.234	1
PFOA/PFOS, Total	ND		ng/l	1.88	0.222	1

Project Name: BATH SIGNIFY OFFSITE GW SAMPLI
Project Number: 0127981-025

Lab Number: L2221593
Report Date: 05/26/22

SAMPLE RESULTS

Lab ID: L2221593-05
 Client ID: MW26B-042522-1015
 Sample Location: Not Specified

Date Collected: 04/25/22 10:15
 Date Received: 04/26/22
 Field Prep: Not Specified

Sample Depth:

Parameter	Result	Qualifier	Units	RL	MDL	Dilution Factor
Perfluorinated Alkyl Acids by Isotope Dilution - Mansfield Lab						

Surrogate (Extracted Internal Standard)	% Recovery	Qualifier	Acceptance Criteria
Perfluoro[13C4]Butanoic Acid (MPFBA)	75		58-132
Perfluoro[13C5]Pentanoic Acid (M5PFPEA)	96		62-163
Perfluoro[2,3,4-13C3]Butanesulfonic Acid (M3PFBS)	86		70-131
Perfluoro[1,2,3,4,6-13C5]Hexanoic Acid (M5PFHxA)	71		57-129
Perfluoro[1,2,3,4-13C4]Heptanoic Acid (M4PFHpA)	73		60-129
Perfluoro[1,2,3-13C3]Hexanesulfonic Acid (M3PFHxS)	88		71-134
Perfluoro[13C8]Octanoic Acid (M8PFOA)	73		62-129
1H,1H,2H,2H-Perfluoro[1,2-13C2]Octanesulfonic Acid (M2-6:2FTS)	68		14-147
Perfluoro[13C9]Nonanoic Acid (M9PFNA)	77		59-139
Perfluoro[13C8]Octanesulfonic Acid (M8PFOS)	85		69-131
Perfluoro[1,2,3,4,5,6-13C6]Decanoic Acid (M6PFDA)	75		62-124
1H,1H,2H,2H-Perfluoro[1,2-13C2]Decanesulfonic Acid (M2-8:2FTS)	85		10-162
N-Deuteriomethylperfluoro-1-octanesulfonamidoacetic Acid (d3-NMeFOSAA)	60		24-116
Perfluoro[1,2,3,4,5,6,7-13C7]Undecanoic Acid (M7-PFUDA)	85		55-137
Perfluoro[13C8]Octanesulfonamide (M8FOSA)	13		10-112
N-Deuterioethylperfluoro-1-octanesulfonamidoacetic Acid (d5-NEtFOSAA)	61		27-126
Perfluoro[1,2-13C2]Dodecanoic Acid (MPFDOA)	84		48-131
Perfluoro[1,2-13C2]Tetradecanoic Acid (M2PFTEDA)	77		22-136

Project Name: BATH SIGNIFY OFFSITE GW SAMPLI
Project Number: 0127981-025

Lab Number: L2221593
Report Date: 05/26/22

SAMPLE RESULTS

Lab ID: L2221593-06
 Client ID: MW26B-042522-1115
 Sample Location: Not Specified

Date Collected: 04/25/22 11:15
 Date Received: 04/26/22
 Field Prep: Not Specified

Sample Depth:

Matrix: Water
 Analytical Method: 1,8270D
 Analytical Date: 04/29/22 19:14
 Analyst: SZ

Extraction Method: EPA 3510C
 Extraction Date: 04/29/22 08:18

Parameter	Result	Qualifier	Units	RL	MDL	Dilution Factor
Semivolatile Organics by GC/MS - Westborough Lab						
Bis(2-chloroethyl)ether	ND		ug/l	2.0	0.50	1
3,3'-Dichlorobenzidine	ND		ug/l	5.0	1.6	1
2,4-Dinitrotoluene	ND		ug/l	5.0	1.2	1
2,6-Dinitrotoluene	ND		ug/l	5.0	0.93	1
4-Chlorophenyl phenyl ether	ND		ug/l	2.0	0.49	1
4-Bromophenyl phenyl ether	ND		ug/l	2.0	0.38	1
Bis(2-chloroisopropyl)ether	ND		ug/l	2.0	0.53	1
Bis(2-chloroethoxy)methane	ND		ug/l	5.0	0.50	1
Hexachlorocyclopentadiene	ND		ug/l	20	0.69	1
Isophorone	ND		ug/l	5.0	1.2	1
Nitrobenzene	ND		ug/l	2.0	0.77	1
NDPA/DPA	ND		ug/l	2.0	0.42	1
n-Nitrosodi-n-propylamine	ND		ug/l	5.0	0.64	1
Bis(2-ethylhexyl)phthalate	ND		ug/l	3.0	1.5	1
Butyl benzyl phthalate	ND		ug/l	5.0	1.2	1
Di-n-butylphthalate	ND		ug/l	5.0	0.39	1
Di-n-octylphthalate	ND		ug/l	5.0	1.3	1
Diethyl phthalate	ND		ug/l	5.0	0.38	1
Dimethyl phthalate	ND		ug/l	5.0	1.8	1
Biphenyl	ND		ug/l	2.0	0.46	1
4-Chloroaniline	ND		ug/l	5.0	1.1	1
2-Nitroaniline	ND		ug/l	5.0	0.50	1
3-Nitroaniline	ND		ug/l	5.0	0.81	1
4-Nitroaniline	ND		ug/l	5.0	0.80	1
Dibenzofuran	ND		ug/l	2.0	0.50	1
1,2,4,5-Tetrachlorobenzene	ND		ug/l	10	0.44	1
Acetophenone	ND		ug/l	5.0	0.53	1
2,4,6-Trichlorophenol	ND		ug/l	5.0	0.61	1

Project Name: BATH SIGNIFY OFFSITE GW SAMPLI
Project Number: 0127981-025

Lab Number: L2221593
Report Date: 05/26/22

SAMPLE RESULTS

Lab ID: L2221593-06
 Client ID: MW26B-042522-1115
 Sample Location: Not Specified

Date Collected: 04/25/22 11:15
 Date Received: 04/26/22
 Field Prep: Not Specified

Sample Depth:

Parameter	Result	Qualifier	Units	RL	MDL	Dilution Factor
Semivolatile Organics by GC/MS - Westborough Lab						
p-Chloro-m-cresol	ND		ug/l	2.0	0.35	1
2-Chlorophenol	ND		ug/l	2.0	0.48	1
2,4-Dichlorophenol	ND		ug/l	5.0	0.41	1
2,4-Dimethylphenol	ND		ug/l	5.0	1.8	1
2-Nitrophenol	ND		ug/l	10	0.85	1
4-Nitrophenol	ND		ug/l	10	0.67	1
2,4-Dinitrophenol	ND		ug/l	20	6.6	1
4,6-Dinitro-o-cresol	ND		ug/l	10	1.8	1
Phenol	ND		ug/l	5.0	0.57	1
2-Methylphenol	ND		ug/l	5.0	0.49	1
3-Methylphenol/4-Methylphenol	ND		ug/l	5.0	0.48	1
2,4,5-Trichlorophenol	ND		ug/l	5.0	0.77	1
Carbazole	ND		ug/l	2.0	0.49	1
Atrazine	ND		ug/l	10	0.76	1
Benzaldehyde	ND		ug/l	5.0	0.53	1
Caprolactam	ND		ug/l	10	3.3	1
2,3,4,6-Tetrachlorophenol	ND		ug/l	5.0	0.84	1

Surrogate	% Recovery	Qualifier	Acceptance Criteria
2-Fluorophenol	60		21-120
Phenol-d6	50		10-120
Nitrobenzene-d5	75		23-120
2-Fluorobiphenyl	61		15-120
2,4,6-Tribromophenol	62		10-120
4-Terphenyl-d14	60		41-149

Project Name: BATH SIGNIFY OFFSITE GW SAMPLI
Project Number: 0127981-025

Lab Number: L2221593
Report Date: 05/26/22

SAMPLE RESULTS

Lab ID: L2221593-06
 Client ID: MW26B-042522-1115
 Sample Location: Not Specified

Date Collected: 04/25/22 11:15
 Date Received: 04/26/22
 Field Prep: Not Specified

Sample Depth:

Matrix: Water
 Analytical Method: 1,8270D-SIM
 Analytical Date: 04/29/22 20:50
 Analyst: DB

Extraction Method: EPA 3510C
 Extraction Date: 04/28/22 18:00

Parameter	Result	Qualifier	Units	RL	MDL	Dilution Factor
1,4 Dioxane by 8270D-SIM - Mansfield Lab						
1,4-Dioxane	ND		ng/l	144	32.6	1
Surrogate			% Recovery	Qualifier	Acceptance Criteria	
1,4-Dioxane-d8			26		15-110	

Project Name: BATH SIGNIFY OFFSITE GW SAMPLI
Project Number: 0127981-025

Lab Number: L2221593
Report Date: 05/26/22

SAMPLE RESULTS

Lab ID: L2221593-06
 Client ID: MW26B-042522-1115
 Sample Location: Not Specified

Date Collected: 04/25/22 11:15
 Date Received: 04/26/22
 Field Prep: Not Specified

Sample Depth:

Matrix: Water
 Analytical Method: 1,8270D-SIM
 Analytical Date: 05/01/22 08:07
 Analyst: JJW

Extraction Method: EPA 3510C
 Extraction Date: 04/29/22 08:19

Parameter	Result	Qualifier	Units	RL	MDL	Dilution Factor
Semivolatile Organics by GC/MS-SIM - Westborough Lab						
Acenaphthene	ND		ug/l	0.10	0.01	1
2-Chloronaphthalene	ND		ug/l	0.20	0.02	1
Fluoranthene	ND		ug/l	0.10	0.02	1
Hexachlorobutadiene	ND		ug/l	0.50	0.05	1
Naphthalene	0.28		ug/l	0.10	0.05	1
Benzo(a)anthracene	0.03	J	ug/l	0.10	0.02	1
Benzo(a)pyrene	ND		ug/l	0.10	0.02	1
Benzo(b)fluoranthene	ND		ug/l	0.10	0.01	1
Benzo(k)fluoranthene	ND		ug/l	0.10	0.01	1
Chrysene	ND		ug/l	0.10	0.01	1
Acenaphthylene	0.07	J	ug/l	0.10	0.01	1
Anthracene	0.03	J	ug/l	0.10	0.01	1
Benzo(ghi)perylene	ND		ug/l	0.10	0.01	1
Fluorene	0.04	J	ug/l	0.10	0.01	1
Phenanthrene	0.13		ug/l	0.10	0.02	1
Dibenzo(a,h)anthracene	ND		ug/l	0.10	0.01	1
Indeno(1,2,3-cd)pyrene	ND		ug/l	0.10	0.01	1
Pyrene	ND		ug/l	0.10	0.02	1
2-Methylnaphthalene	0.15		ug/l	0.10	0.02	1
Pentachlorophenol	ND		ug/l	0.80	0.01	1
Hexachlorobenzene	ND		ug/l	0.80	0.01	1
Hexachloroethane	ND		ug/l	0.80	0.06	1

Project Name: BATH SIGNIFY OFFSITE GW SAMPLI
Project Number: 0127981-025

Lab Number: L2221593
Report Date: 05/26/22

SAMPLE RESULTS

Lab ID: L2221593-06
 Client ID: MW26B-042522-1115
 Sample Location: Not Specified

Date Collected: 04/25/22 11:15
 Date Received: 04/26/22
 Field Prep: Not Specified

Sample Depth:

Parameter	Result	Qualifier	Units	RL	MDL	Dilution Factor
-----------	--------	-----------	-------	----	-----	-----------------

Semivolatile Organics by GC/MS-SIM - Westborough Lab

Surrogate	% Recovery	Qualifier	Acceptance Criteria
2-Fluorophenol	61		21-120
Phenol-d6	52		10-120
Nitrobenzene-d5	71		23-120
2-Fluorobiphenyl	67		15-120
2,4,6-Tribromophenol	81		10-120
4-Terphenyl-d14	67		41-149

Project Name: BATH SIGNIFY OFFSITE GW SAMPLI
Project Number: 0127981-025

Lab Number: L2221593
Report Date: 05/26/22

SAMPLE RESULTS

Lab ID: L2221593-07
 Client ID: MW25B-042522-1300
 Sample Location: Not Specified

Date Collected: 04/25/22 13:00
 Date Received: 04/26/22
 Field Prep: Not Specified

Sample Depth:

Matrix: Water
 Analytical Method: 134,LCMSMS-ID
 Analytical Date: 05/06/22 18:12
 Analyst: RS

Extraction Method: ALPHA 23528
 Extraction Date: 05/06/22 03:28

Parameter	Result	Qualifier	Units	RL	MDL	Dilution Factor
Perfluorinated Alkyl Acids by Isotope Dilution - Mansfield Lab						
Perfluorobutanoic Acid (PFBA)	2.97		ng/l	1.84	0.376	1
Perfluoropentanoic Acid (PFPeA)	1.19	J	ng/l	1.84	0.365	1
Perfluorobutanesulfonic Acid (PFBS)	0.347	J	ng/l	1.84	0.219	1
Perfluorohexanoic Acid (PFHxA)	1.40	J	ng/l	1.84	0.302	1
Perfluoroheptanoic Acid (PFHpA)	0.354	J	ng/l	1.84	0.208	1
Perfluorohexanesulfonic Acid (PFHxS)	ND		ng/l	1.84	0.347	1
Perfluorooctanoic Acid (PFOA)	0.258	J	ng/l	1.84	0.218	1
1H,1H,2H,2H-Perfluorooctanesulfonic Acid (6:2FTS)	ND		ng/l	1.84	1.23	1
Perfluoroheptanesulfonic Acid (PFHpS)	ND		ng/l	1.84	0.634	1
Perfluorononanoic Acid (PFNA)	ND		ng/l	1.84	0.288	1
Perfluorooctanesulfonic Acid (PFOS)	ND		ng/l	1.84	0.465	1
Perfluorodecanoic Acid (PFDA)	ND		ng/l	1.84	0.280	1
1H,1H,2H,2H-Perfluorodecanesulfonic Acid (8:2FTS)	ND		ng/l	1.84	1.12	1
N-Methyl Perfluorooctanesulfonamidoacetic Acid (NMeFOSAA)	ND		ng/l	1.84	0.597	1
Perfluoroundecanoic Acid (PFUnA)	ND		ng/l	1.84	0.240	1
Perfluorodecanesulfonic Acid (PFDS)	ND		ng/l	1.84	0.904	1
Perfluorooctanesulfonamide (FOSA)	ND		ng/l	1.84	0.535	1
N-Ethyl Perfluorooctanesulfonamidoacetic Acid (NEtFOSAA)	ND		ng/l	1.84	0.741	1
Perfluorododecanoic Acid (PFDoA)	ND		ng/l	1.84	0.343	1
Perfluorotridecanoic Acid (PFTrDA)	ND		ng/l	1.84	0.302	1
Perfluorotetradecanoic Acid (PFTA)	ND		ng/l	1.84	0.229	1
PFOA/PFOS, Total	0.258	J	ng/l	1.84	0.218	1

Project Name: BATH SIGNIFY OFFSITE GW SAMPLI
Project Number: 0127981-025

Lab Number: L2221593
Report Date: 05/26/22

SAMPLE RESULTS

Lab ID: L2221593-07
 Client ID: MW25B-042522-1300
 Sample Location: Not Specified

Date Collected: 04/25/22 13:00
 Date Received: 04/26/22
 Field Prep: Not Specified

Sample Depth:

Parameter	Result	Qualifier	Units	RL	MDL	Dilution Factor
Perfluorinated Alkyl Acids by Isotope Dilution - Mansfield Lab						

Surrogate (Extracted Internal Standard)	% Recovery	Qualifier	Acceptance Criteria
Perfluoro[13C4]Butanoic Acid (MPFBA)	76		58-132
Perfluoro[13C5]Pentanoic Acid (M5PFPEA)	84		62-163
Perfluoro[2,3,4-13C3]Butanesulfonic Acid (M3PFBS)	76		70-131
Perfluoro[1,2,3,4,6-13C5]Hexanoic Acid (M5PFHxA)	69		57-129
Perfluoro[1,2,3,4-13C4]Heptanoic Acid (M4PFHpA)	78		60-129
Perfluoro[1,2,3-13C3]Hexanesulfonic Acid (M3PFHxS)	77		71-134
Perfluoro[13C8]Octanoic Acid (M8PFOA)	74		62-129
1H,1H,2H,2H-Perfluoro[1,2-13C2]Octanesulfonic Acid (M2-6:2FTS)	112		14-147
Perfluoro[13C9]Nonanoic Acid (M9PFNA)	74		59-139
Perfluoro[13C8]Octanesulfonic Acid (M8PFOS)	75		69-131
Perfluoro[1,2,3,4,5,6-13C6]Decanoic Acid (M6PFDA)	78		62-124
1H,1H,2H,2H-Perfluoro[1,2-13C2]Decanesulfonic Acid (M2-8:2FTS)	106		10-162
N-Deuteriomethylperfluoro-1-octanesulfonamidoacetic Acid (d3-NMeFOSAA)	61		24-116
Perfluoro[1,2,3,4,5,6,7-13C7]Undecanoic Acid (M7-PFUDA)	81		55-137
Perfluoro[13C8]Octanesulfonamide (M8FOSA)	15		10-112
N-Deuterioethylperfluoro-1-octanesulfonamidoacetic Acid (d5-NEtFOSAA)	65		27-126
Perfluoro[1,2-13C2]Dodecanoic Acid (MPFDOA)	70		48-131
Perfluoro[1,2-13C2]Tetradecanoic Acid (M2PFTEDA)	68		22-136

Project Name: BATH SIGNIFY OFFSITE GW SAMPLI
Project Number: 0127981-025

Lab Number: L2221593
Report Date: 05/26/22

SAMPLE RESULTS

Lab ID: L2221593-08
 Client ID: MW25B-042522-1440
 Sample Location: Not Specified

Date Collected: 04/25/22 14:40
 Date Received: 04/26/22
 Field Prep: Not Specified

Sample Depth:

Matrix: Water
 Analytical Method: 1,8270D
 Analytical Date: 05/02/22 19:10
 Analyst: SZ

Extraction Method: EPA 3510C
 Extraction Date: 05/01/22 09:22

Parameter	Result	Qualifier	Units	RL	MDL	Dilution Factor
Semivolatile Organics by GC/MS - Westborough Lab						
Bis(2-chloroethyl)ether	ND		ug/l	2.0	0.50	1
3,3'-Dichlorobenzidine	ND		ug/l	5.0	1.6	1
2,4-Dinitrotoluene	ND		ug/l	5.0	1.2	1
2,6-Dinitrotoluene	ND		ug/l	5.0	0.93	1
4-Chlorophenyl phenyl ether	ND		ug/l	2.0	0.49	1
4-Bromophenyl phenyl ether	ND		ug/l	2.0	0.38	1
Bis(2-chloroisopropyl)ether	ND		ug/l	2.0	0.53	1
Bis(2-chloroethoxy)methane	ND		ug/l	5.0	0.50	1
Hexachlorocyclopentadiene	ND		ug/l	20	0.69	1
Isophorone	ND		ug/l	5.0	1.2	1
Nitrobenzene	ND		ug/l	2.0	0.77	1
NDPA/DPA	ND		ug/l	2.0	0.42	1
n-Nitrosodi-n-propylamine	ND		ug/l	5.0	0.64	1
Bis(2-ethylhexyl)phthalate	2.6	J	ug/l	3.0	1.5	1
Butyl benzyl phthalate	ND		ug/l	5.0	1.2	1
Di-n-butylphthalate	ND		ug/l	5.0	0.39	1
Di-n-octylphthalate	ND		ug/l	5.0	1.3	1
Diethyl phthalate	ND		ug/l	5.0	0.38	1
Dimethyl phthalate	ND		ug/l	5.0	1.8	1
Biphenyl	ND		ug/l	2.0	0.46	1
4-Chloroaniline	ND		ug/l	5.0	1.1	1
2-Nitroaniline	ND		ug/l	5.0	0.50	1
3-Nitroaniline	ND		ug/l	5.0	0.81	1
4-Nitroaniline	ND		ug/l	5.0	0.80	1
Dibenzofuran	ND		ug/l	2.0	0.50	1
1,2,4,5-Tetrachlorobenzene	ND		ug/l	10	0.44	1
Acetophenone	ND		ug/l	5.0	0.53	1
2,4,6-Trichlorophenol	ND		ug/l	5.0	0.61	1

Project Name: BATH SIGNIFY OFFSITE GW SAMPLI
Project Number: 0127981-025

Lab Number: L2221593
Report Date: 05/26/22

SAMPLE RESULTS

Lab ID: L2221593-08
 Client ID: MW25B-042522-1440
 Sample Location: Not Specified

Date Collected: 04/25/22 14:40
 Date Received: 04/26/22
 Field Prep: Not Specified

Sample Depth:

Parameter	Result	Qualifier	Units	RL	MDL	Dilution Factor
Semivolatile Organics by GC/MS - Westborough Lab						
p-Chloro-m-cresol	ND		ug/l	2.0	0.35	1
2-Chlorophenol	ND		ug/l	2.0	0.48	1
2,4-Dichlorophenol	ND		ug/l	5.0	0.41	1
2,4-Dimethylphenol	ND		ug/l	5.0	1.8	1
2-Nitrophenol	ND		ug/l	10	0.85	1
4-Nitrophenol	ND		ug/l	10	0.67	1
2,4-Dinitrophenol	ND		ug/l	20	6.6	1
4,6-Dinitro-o-cresol	ND		ug/l	10	1.8	1
Phenol	5.2		ug/l	5.0	0.57	1
2-Methylphenol	ND		ug/l	5.0	0.49	1
3-Methylphenol/4-Methylphenol	ND		ug/l	5.0	0.48	1
2,4,5-Trichlorophenol	ND		ug/l	5.0	0.77	1
Carbazole	ND		ug/l	2.0	0.49	1
Atrazine	ND		ug/l	10	0.76	1
Benzaldehyde	ND		ug/l	5.0	0.53	1
Caprolactam	49.		ug/l	10	3.3	1
2,3,4,6-Tetrachlorophenol	ND		ug/l	5.0	0.84	1

Surrogate	% Recovery	Qualifier	Acceptance Criteria
2-Fluorophenol	69		21-120
Phenol-d6	52		10-120
Nitrobenzene-d5	74		23-120
2-Fluorobiphenyl	74		15-120
2,4,6-Tribromophenol	78		10-120
4-Terphenyl-d14	79		41-149

Project Name: BATH SIGNIFY OFFSITE GW SAMPLI
Project Number: 0127981-025

Lab Number: L2221593
Report Date: 05/26/22

SAMPLE RESULTS

Lab ID: L2221593-08
 Client ID: MW25B-042522-1440
 Sample Location: Not Specified

Date Collected: 04/25/22 14:40
 Date Received: 04/26/22
 Field Prep: Not Specified

Sample Depth:

Matrix: Water
 Analytical Method: 1,8270D-SIM
 Analytical Date: 04/29/22 21:13
 Analyst: DB

Extraction Method: EPA 3510C
 Extraction Date: 04/28/22 18:00

Parameter	Result	Qualifier	Units	RL	MDL	Dilution Factor
1,4 Dioxane by 8270D-SIM - Mansfield Lab						
1,4-Dioxane	83.6	J	ng/l	144	32.6	1

Surrogate	% Recovery	Qualifier	Acceptance Criteria
1,4-Dioxane-d8	28		15-110

Project Name: BATH SIGNIFY OFFSITE GW SAMPLI
Project Number: 0127981-025

Lab Number: L2221593
Report Date: 05/26/22

SAMPLE RESULTS

Lab ID: L2221593-08
 Client ID: MW25B-042522-1440
 Sample Location: Not Specified

Date Collected: 04/25/22 14:40
 Date Received: 04/26/22
 Field Prep: Not Specified

Sample Depth:

Matrix: Water
 Analytical Method: 1,8270D-SIM
 Analytical Date: 05/02/22 12:09
 Analyst: JJW

Extraction Method: EPA 3510C
 Extraction Date: 05/01/22 09:25

Parameter	Result	Qualifier	Units	RL	MDL	Dilution Factor
Semivolatile Organics by GC/MS-SIM - Westborough Lab						
Acenaphthene	0.09	J	ug/l	0.10	0.01	1
2-Chloronaphthalene	ND		ug/l	0.20	0.02	1
Fluoranthene	0.10		ug/l	0.10	0.02	1
Hexachlorobutadiene	ND		ug/l	0.50	0.05	1
Naphthalene	0.29		ug/l	0.10	0.05	1
Benzo(a)anthracene	0.08	J	ug/l	0.10	0.02	1
Benzo(a)pyrene	0.02	J	ug/l	0.10	0.02	1
Benzo(b)fluoranthene	0.04	J	ug/l	0.10	0.01	1
Benzo(k)fluoranthene	0.03	J	ug/l	0.10	0.01	1
Chrysene	0.07	J	ug/l	0.10	0.01	1
Acenaphthylene	0.05	J	ug/l	0.10	0.01	1
Anthracene	0.14		ug/l	0.10	0.01	1
Benzo(ghi)perylene	ND		ug/l	0.10	0.01	1
Fluorene	0.14		ug/l	0.10	0.01	1
Phenanthrene	0.23		ug/l	0.10	0.02	1
Dibenzo(a,h)anthracene	ND		ug/l	0.10	0.01	1
Indeno(1,2,3-cd)pyrene	ND		ug/l	0.10	0.01	1
Pyrene	0.08	J	ug/l	0.10	0.02	1
2-Methylnaphthalene	0.13		ug/l	0.10	0.02	1
Pentachlorophenol	0.08	J	ug/l	0.80	0.01	1
Hexachlorobenzene	ND		ug/l	0.80	0.01	1
Hexachloroethane	ND		ug/l	0.80	0.06	1

Project Name: BATH SIGNIFY OFFSITE GW SAMPLI
Project Number: 0127981-025

Lab Number: L2221593
Report Date: 05/26/22

SAMPLE RESULTS

Lab ID: L2221593-08
 Client ID: MW25B-042522-1440
 Sample Location: Not Specified

Date Collected: 04/25/22 14:40
 Date Received: 04/26/22
 Field Prep: Not Specified

Sample Depth:

Parameter	Result	Qualifier	Units	RL	MDL	Dilution Factor
Semivolatile Organics by GC/MS-SIM - Westborough Lab						

Surrogate	% Recovery	Qualifier	Acceptance Criteria
2-Fluorophenol	65		21-120
Phenol-d6	55		10-120
Nitrobenzene-d5	82		23-120
2-Fluorobiphenyl	78		15-120
2,4,6-Tribromophenol	100		10-120
4-Terphenyl-d14	80		41-149

Project Name: BATH SIGNIFY OFFSITE GW SAMPLI
Project Number: 0127981-025

Lab Number: L2221593
Report Date: 05/26/22

SAMPLE RESULTS

Lab ID: L2221593-09
 Client ID: MW23A-042522-1515
 Sample Location: Not Specified

Date Collected: 04/25/22 15:15
 Date Received: 04/26/22
 Field Prep: Not Specified

Sample Depth:

Matrix: Water
 Analytical Method: 1,8270D
 Analytical Date: 05/02/22 19:33
 Analyst: SZ

Extraction Method: EPA 3510C
 Extraction Date: 05/01/22 09:22

Parameter	Result	Qualifier	Units	RL	MDL	Dilution Factor
Semivolatile Organics by GC/MS - Westborough Lab						
Bis(2-chloroethyl)ether	ND		ug/l	2.0	0.50	1
3,3'-Dichlorobenzidine	ND		ug/l	5.0	1.6	1
2,4-Dinitrotoluene	ND		ug/l	5.0	1.2	1
2,6-Dinitrotoluene	ND		ug/l	5.0	0.93	1
4-Chlorophenyl phenyl ether	ND		ug/l	2.0	0.49	1
4-Bromophenyl phenyl ether	ND		ug/l	2.0	0.38	1
Bis(2-chloroisopropyl)ether	ND		ug/l	2.0	0.53	1
Bis(2-chloroethoxy)methane	ND		ug/l	5.0	0.50	1
Hexachlorocyclopentadiene	ND		ug/l	20	0.69	1
Isophorone	ND		ug/l	5.0	1.2	1
Nitrobenzene	ND		ug/l	2.0	0.77	1
NDPA/DPA	ND		ug/l	2.0	0.42	1
n-Nitrosodi-n-propylamine	ND		ug/l	5.0	0.64	1
Bis(2-ethylhexyl)phthalate	ND		ug/l	3.0	1.5	1
Butyl benzyl phthalate	ND		ug/l	5.0	1.2	1
Di-n-butylphthalate	ND		ug/l	5.0	0.39	1
Di-n-octylphthalate	ND		ug/l	5.0	1.3	1
Diethyl phthalate	ND		ug/l	5.0	0.38	1
Dimethyl phthalate	ND		ug/l	5.0	1.8	1
Biphenyl	ND		ug/l	2.0	0.46	1
4-Chloroaniline	ND		ug/l	5.0	1.1	1
2-Nitroaniline	ND		ug/l	5.0	0.50	1
3-Nitroaniline	ND		ug/l	5.0	0.81	1
4-Nitroaniline	ND		ug/l	5.0	0.80	1
Dibenzofuran	ND		ug/l	2.0	0.50	1
1,2,4,5-Tetrachlorobenzene	ND		ug/l	10	0.44	1
Acetophenone	ND		ug/l	5.0	0.53	1
2,4,6-Trichlorophenol	ND		ug/l	5.0	0.61	1

Project Name: BATH SIGNIFY OFFSITE GW SAMPLI
Project Number: 0127981-025

Lab Number: L2221593
Report Date: 05/26/22

SAMPLE RESULTS

Lab ID: L2221593-09
 Client ID: MW23A-042522-1515
 Sample Location: Not Specified

Date Collected: 04/25/22 15:15
 Date Received: 04/26/22
 Field Prep: Not Specified

Sample Depth:

Parameter	Result	Qualifier	Units	RL	MDL	Dilution Factor
Semivolatile Organics by GC/MS - Westborough Lab						
p-Chloro-m-cresol	ND		ug/l	2.0	0.35	1
2-Chlorophenol	ND		ug/l	2.0	0.48	1
2,4-Dichlorophenol	ND		ug/l	5.0	0.41	1
2,4-Dimethylphenol	ND		ug/l	5.0	1.8	1
2-Nitrophenol	ND		ug/l	10	0.85	1
4-Nitrophenol	ND		ug/l	10	0.67	1
2,4-Dinitrophenol	ND		ug/l	20	6.6	1
4,6-Dinitro-o-cresol	ND		ug/l	10	1.8	1
Phenol	ND		ug/l	5.0	0.57	1
2-Methylphenol	ND		ug/l	5.0	0.49	1
3-Methylphenol/4-Methylphenol	ND		ug/l	5.0	0.48	1
2,4,5-Trichlorophenol	ND		ug/l	5.0	0.77	1
Carbazole	ND		ug/l	2.0	0.49	1
Atrazine	ND		ug/l	10	0.76	1
Benzaldehyde	ND		ug/l	5.0	0.53	1
Caprolactam	ND		ug/l	10	3.3	1
2,3,4,6-Tetrachlorophenol	ND		ug/l	5.0	0.84	1

Surrogate	% Recovery	Qualifier	Acceptance Criteria
2-Fluorophenol	54		21-120
Phenol-d6	41		10-120
Nitrobenzene-d5	61		23-120
2-Fluorobiphenyl	60		15-120
2,4,6-Tribromophenol	59		10-120
4-Terphenyl-d14	66		41-149

Project Name: BATH SIGNIFY OFFSITE GW SAMPLI
Project Number: 0127981-025

Lab Number: L2221593
Report Date: 05/26/22

SAMPLE RESULTS

Lab ID: L2221593-09
 Client ID: MW23A-042522-1515
 Sample Location: Not Specified

Date Collected: 04/25/22 15:15
 Date Received: 04/26/22
 Field Prep: Not Specified

Sample Depth:

Matrix: Water
 Analytical Method: 1,8270D-SIM
 Analytical Date: 04/29/22 21:36
 Analyst: DB

Extraction Method: EPA 3510C
 Extraction Date: 04/28/22 18:00

Parameter	Result	Qualifier	Units	RL	MDL	Dilution Factor
1,4 Dioxane by 8270D-SIM - Mansfield Lab						
1,4-Dioxane	ND		ng/l	144	32.6	1
Surrogate			% Recovery	Qualifier	Acceptance Criteria	
1,4-Dioxane-d8			29		15-110	

Project Name: BATH SIGNIFY OFFSITE GW SAMPLI
Project Number: 0127981-025

Lab Number: L2221593
Report Date: 05/26/22

SAMPLE RESULTS

Lab ID: L2221593-09
 Client ID: MW23A-042522-1515
 Sample Location: Not Specified

Date Collected: 04/25/22 15:15
 Date Received: 04/26/22
 Field Prep: Not Specified

Sample Depth:

Matrix: Water
 Analytical Method: 1,8270D-SIM
 Analytical Date: 05/02/22 12:26
 Analyst: JJW

Extraction Method: EPA 3510C
 Extraction Date: 05/01/22 09:25

Parameter	Result	Qualifier	Units	RL	MDL	Dilution Factor
Semivolatile Organics by GC/MS-SIM - Westborough Lab						
Acenaphthene	ND		ug/l	0.10	0.01	1
2-Chloronaphthalene	ND		ug/l	0.20	0.02	1
Fluoranthene	ND		ug/l	0.10	0.02	1
Hexachlorobutadiene	ND		ug/l	0.50	0.05	1
Naphthalene	ND		ug/l	0.10	0.05	1
Benzo(a)anthracene	ND		ug/l	0.10	0.02	1
Benzo(a)pyrene	ND		ug/l	0.10	0.02	1
Benzo(b)fluoranthene	0.02	J	ug/l	0.10	0.01	1
Benzo(k)fluoranthene	ND		ug/l	0.10	0.01	1
Chrysene	ND		ug/l	0.10	0.01	1
Acenaphthylene	ND		ug/l	0.10	0.01	1
Anthracene	ND		ug/l	0.10	0.01	1
Benzo(ghi)perylene	ND		ug/l	0.10	0.01	1
Fluorene	ND		ug/l	0.10	0.01	1
Phenanthrene	ND		ug/l	0.10	0.02	1
Dibenzo(a,h)anthracene	ND		ug/l	0.10	0.01	1
Indeno(1,2,3-cd)pyrene	ND		ug/l	0.10	0.01	1
Pyrene	ND		ug/l	0.10	0.02	1
2-Methylnaphthalene	ND		ug/l	0.10	0.02	1
Pentachlorophenol	ND		ug/l	0.80	0.01	1
Hexachlorobenzene	ND		ug/l	0.80	0.01	1
Hexachloroethane	ND		ug/l	0.80	0.06	1

Project Name: BATH SIGNIFY OFFSITE GW SAMPLI
Project Number: 0127981-025

Lab Number: L2221593
Report Date: 05/26/22

SAMPLE RESULTS

Lab ID: L2221593-09
 Client ID: MW23A-042522-1515
 Sample Location: Not Specified

Date Collected: 04/25/22 15:15
 Date Received: 04/26/22
 Field Prep: Not Specified

Sample Depth:

Parameter	Result	Qualifier	Units	RL	MDL	Dilution Factor
-----------	--------	-----------	-------	----	-----	-----------------

Semivolatile Organics by GC/MS-SIM - Westborough Lab

Surrogate	% Recovery	Qualifier	Acceptance Criteria
2-Fluorophenol	51		21-120
Phenol-d6	43		10-120
Nitrobenzene-d5	68		23-120
2-Fluorobiphenyl	64		15-120
2,4,6-Tribromophenol	79		10-120
4-Terphenyl-d14	68		41-149

Project Name: BATH SIGNIFY OFFSITE GW SAMPLI
Project Number: 0127981-025

Lab Number: L2221593
Report Date: 05/26/22

SAMPLE RESULTS

Lab ID: L2221593-09
 Client ID: MW23A-042522-1515
 Sample Location: Not Specified

Date Collected: 04/25/22 15:15
 Date Received: 04/26/22
 Field Prep: Not Specified

Sample Depth:

Matrix: Water
 Analytical Method: 134,LCMSMS-ID
 Analytical Date: 05/06/22 18:29
 Analyst: RS

Extraction Method: ALPHA 23528
 Extraction Date: 05/06/22 03:28

Parameter	Result	Qualifier	Units	RL	MDL	Dilution Factor
Perfluorinated Alkyl Acids by Isotope Dilution - Mansfield Lab						
Perfluorobutanoic Acid (PFBA)	ND		ng/l	1.94	0.395	1
Perfluoropentanoic Acid (PFPeA)	ND		ng/l	1.94	0.383	1
Perfluorobutanesulfonic Acid (PFBS)	ND		ng/l	1.94	0.230	1
Perfluorohexanoic Acid (PFHxA)	ND		ng/l	1.94	0.318	1
Perfluoroheptanoic Acid (PFHpA)	ND		ng/l	1.94	0.218	1
Perfluorohexanesulfonic Acid (PFHxS)	ND		ng/l	1.94	0.364	1
Perfluorooctanoic Acid (PFOA)	ND		ng/l	1.94	0.228	1
1H,1H,2H,2H-Perfluorooctanesulfonic Acid (6:2FTS)	ND		ng/l	1.94	1.29	1
Perfluoroheptanesulfonic Acid (PFHpS)	ND		ng/l	1.94	0.666	1
Perfluorononanoic Acid (PFNA)	ND		ng/l	1.94	0.302	1
Perfluorooctanesulfonic Acid (PFOS)	ND		ng/l	1.94	0.488	1
Perfluorodecanoic Acid (PFDA)	ND		ng/l	1.94	0.294	1
1H,1H,2H,2H-Perfluorodecanesulfonic Acid (8:2FTS)	ND		ng/l	1.94	1.17	1
N-Methyl Perfluorooctanesulfonamidoacetic Acid (NMeFOSAA)	ND		ng/l	1.94	0.627	1
Perfluoroundecanoic Acid (PFUnA)	ND		ng/l	1.94	0.252	1
Perfluorodecanesulfonic Acid (PFDS)	ND		ng/l	1.94	0.949	1
Perfluorooctanesulfonamide (FOSA)	ND		ng/l	1.94	0.562	1
N-Ethyl Perfluorooctanesulfonamidoacetic Acid (NEtFOSAA)	ND		ng/l	1.94	0.778	1
Perfluorododecanoic Acid (PFDoA)	ND		ng/l	1.94	0.360	1
Perfluorotridecanoic Acid (PFTrDA)	ND		ng/l	1.94	0.317	1
Perfluorotetradecanoic Acid (PFTA)	ND		ng/l	1.94	0.240	1
PFOA/PFOS, Total	ND		ng/l	1.94	0.228	1

Project Name: BATH SIGNIFY OFFSITE GW SAMPLI
Project Number: 0127981-025

Lab Number: L2221593
Report Date: 05/26/22

SAMPLE RESULTS

Lab ID: L2221593-09
 Client ID: MW23A-042522-1515
 Sample Location: Not Specified

Date Collected: 04/25/22 15:15
 Date Received: 04/26/22
 Field Prep: Not Specified

Sample Depth:

Parameter	Result	Qualifier	Units	RL	MDL	Dilution Factor
Perfluorinated Alkyl Acids by Isotope Dilution - Mansfield Lab						

Surrogate (Extracted Internal Standard)	% Recovery	Qualifier	Acceptance Criteria
Perfluoro[13C4]Butanoic Acid (MPFBA)	72		58-132
Perfluoro[13C5]Pentanoic Acid (M5PFPEA)	79		62-163
Perfluoro[2,3,4-13C3]Butanesulfonic Acid (M3PFBS)	90		70-131
Perfluoro[1,2,3,4,6-13C5]Hexanoic Acid (M5PFHxA)	75		57-129
Perfluoro[1,2,3,4-13C4]Heptanoic Acid (M4PFHpA)	76		60-129
Perfluoro[1,2,3-13C3]Hexanesulfonic Acid (M3PFHxS)	91		71-134
Perfluoro[13C8]Octanoic Acid (M8PFOA)	76		62-129
1H,1H,2H,2H-Perfluoro[1,2-13C2]Octanesulfonic Acid (M2-6:2FTS)	77		14-147
Perfluoro[13C9]Nonanoic Acid (M9PFNA)	73		59-139
Perfluoro[13C8]Octanesulfonic Acid (M8PFOS)	76		69-131
Perfluoro[1,2,3,4,5,6-13C6]Decanoic Acid (M6PFDA)	67		62-124
1H,1H,2H,2H-Perfluoro[1,2-13C2]Decanesulfonic Acid (M2-8:2FTS)	73		10-162
N-Deuteriomethylperfluoro-1-octanesulfonamidoacetic Acid (d3-NMeFOSAA)	53		24-116
Perfluoro[1,2,3,4,5,6,7-13C7]Undecanoic Acid (M7-PFUDA)	64		55-137
Perfluoro[13C8]Octanesulfonamide (M8FOSA)	16		10-112
N-Deuterioethylperfluoro-1-octanesulfonamidoacetic Acid (d5-NEtFOSAA)	50		27-126
Perfluoro[1,2-13C2]Dodecanoic Acid (MPFDOA)	67		48-131
Perfluoro[1,2-13C2]Tetradecanoic Acid (M2PFTEDA)	66		22-136

Project Name: BATH SIGNIFY OFFSITE GW SAMPLI
Project Number: 0127981-025

Lab Number: L2221593
Report Date: 05/26/22

SAMPLE RESULTS

Lab ID: L2221593-10
Client ID: 4125-042522-0001
Sample Location: Not Specified

Date Collected: 04/25/22 00:00
Date Received: 04/26/22
Field Prep: Not Specified

Sample Depth:

Matrix: Water
Analytical Method: 134,LCMSMS-ID
Analytical Date: 05/06/22 18:45
Analyst: RS

Extraction Method: ALPHA 23528
Extraction Date: 05/06/22 03:28

Parameter	Result	Qualifier	Units	RL	MDL	Dilution Factor
Perfluorinated Alkyl Acids by Isotope Dilution - Mansfield Lab						
Perfluorobutanoic Acid (PFBA)	ND		ng/l	1.83	0.373	1
Perfluoropentanoic Acid (PFPeA)	ND		ng/l	1.83	0.362	1
Perfluorobutanesulfonic Acid (PFBS)	ND		ng/l	1.83	0.218	1
Perfluorohexanoic Acid (PFHxA)	ND		ng/l	1.83	0.300	1
Perfluoroheptanoic Acid (PFHpA)	ND		ng/l	1.83	0.206	1
Perfluorohexanesulfonic Acid (PFHxS)	ND		ng/l	1.83	0.344	1
Perfluorooctanoic Acid (PFOA)	ND		ng/l	1.83	0.216	1
1H,1H,2H,2H-Perfluorooctanesulfonic Acid (6:2FTS)	ND		ng/l	1.83	1.22	1
Perfluoroheptanesulfonic Acid (PFHpS)	ND		ng/l	1.83	0.630	1
Perfluorononanoic Acid (PFNA)	ND		ng/l	1.83	0.286	1
Perfluorooctanesulfonic Acid (PFOS)	ND		ng/l	1.83	0.461	1
Perfluorodecanoic Acid (PFDA)	ND		ng/l	1.83	0.278	1
1H,1H,2H,2H-Perfluorodecanesulfonic Acid (8:2FTS)	ND		ng/l	1.83	1.11	1
N-Methyl Perfluorooctanesulfonamidoacetic Acid (NMeFOSAA)	ND		ng/l	1.83	0.593	1
Perfluoroundecanoic Acid (PFUnA)	ND		ng/l	1.83	0.238	1
Perfluorodecanesulfonic Acid (PFDS)	ND		ng/l	1.83	0.897	1
Perfluorooctanesulfonamide (FOSA)	ND		ng/l	1.83	0.531	1
N-Ethyl Perfluorooctanesulfonamidoacetic Acid (NEtFOSAA)	ND		ng/l	1.83	0.736	1
Perfluorododecanoic Acid (PFDoA)	ND		ng/l	1.83	0.340	1
Perfluorotridecanoic Acid (PFTrDA)	ND		ng/l	1.83	0.299	1
Perfluorotetradecanoic Acid (PFTA)	ND		ng/l	1.83	0.227	1
PFOA/PFOS, Total	ND		ng/l	1.83	0.216	1

Project Name: BATH SIGNIFY OFFSITE GW SAMPLI
Project Number: 0127981-025

Lab Number: L2221593
Report Date: 05/26/22

SAMPLE RESULTS

Lab ID: L2221593-10
 Client ID: 4125-042522-0001
 Sample Location: Not Specified

Date Collected: 04/25/22 00:00
 Date Received: 04/26/22
 Field Prep: Not Specified

Sample Depth:

Parameter	Result	Qualifier	Units	RL	MDL	Dilution Factor
Perfluorinated Alkyl Acids by Isotope Dilution - Mansfield Lab						

Surrogate (Extracted Internal Standard)	% Recovery	Qualifier	Acceptance Criteria
Perfluoro[13C4]Butanoic Acid (MPFBA)	78		58-132
Perfluoro[13C5]Pentanoic Acid (M5PFPEA)	102		62-163
Perfluoro[2,3,4-13C3]Butanesulfonic Acid (M3PFBS)	85		70-131
Perfluoro[1,2,3,4,6-13C5]Hexanoic Acid (M5PFHxA)	78		57-129
Perfluoro[1,2,3,4-13C4]Heptanoic Acid (M4PFHpA)	77		60-129
Perfluoro[1,2,3-13C3]Hexanesulfonic Acid (M3PFHxS)	89		71-134
Perfluoro[13C8]Octanoic Acid (M8PFOA)	78		62-129
1H,1H,2H,2H-Perfluoro[1,2-13C2]Octanesulfonic Acid (M2-6:2FTS)	64		14-147
Perfluoro[13C9]Nonanoic Acid (M9PFNA)	77		59-139
Perfluoro[13C8]Octanesulfonic Acid (M8PFOS)	83		69-131
Perfluoro[1,2,3,4,5,6-13C6]Decanoic Acid (M6PFDA)	80		62-124
1H,1H,2H,2H-Perfluoro[1,2-13C2]Decanesulfonic Acid (M2-8:2FTS)	76		10-162
N-Deuteriomethylperfluoro-1-octanesulfonamidoacetic Acid (d3-NMeFOSAA)	61		24-116
Perfluoro[1,2,3,4,5,6,7-13C7]Undecanoic Acid (M7-PFUDA)	90		55-137
Perfluoro[13C8]Octanesulfonamide (M8FOSA)	14		10-112
N-Deuterioethylperfluoro-1-octanesulfonamidoacetic Acid (d5-NEtFOSAA)	65		27-126
Perfluoro[1,2-13C2]Dodecanoic Acid (MPFDOA)	85		48-131
Perfluoro[1,2-13C2]Tetradecanoic Acid (M2PFTEDA)	83		22-136

Project Name: BATH SIGNIFY OFFSITE GW SAMPLI
Project Number: 0127981-025

Lab Number: L2221593
Report Date: 05/26/22

SAMPLE RESULTS

Lab ID: L2221593-11
 Client ID: 4125-042522-0002
 Sample Location: Not Specified

Date Collected: 04/25/22 00:00
 Date Received: 04/26/22
 Field Prep: Not Specified

Sample Depth:

Matrix: Water
 Analytical Method: 1,8270D
 Analytical Date: 04/29/22 19:38
 Analyst: SZ

Extraction Method: EPA 3510C
 Extraction Date: 04/29/22 08:18

Parameter	Result	Qualifier	Units	RL	MDL	Dilution Factor
Semivolatile Organics by GC/MS - Westborough Lab						
Bis(2-chloroethyl)ether	ND		ug/l	2.0	0.50	1
3,3'-Dichlorobenzidine	ND		ug/l	5.0	1.6	1
2,4-Dinitrotoluene	ND		ug/l	5.0	1.2	1
2,6-Dinitrotoluene	ND		ug/l	5.0	0.93	1
4-Chlorophenyl phenyl ether	ND		ug/l	2.0	0.49	1
4-Bromophenyl phenyl ether	ND		ug/l	2.0	0.38	1
Bis(2-chloroisopropyl)ether	ND		ug/l	2.0	0.53	1
Bis(2-chloroethoxy)methane	ND		ug/l	5.0	0.50	1
Hexachlorocyclopentadiene	ND		ug/l	20	0.69	1
Isophorone	ND		ug/l	5.0	1.2	1
Nitrobenzene	ND		ug/l	2.0	0.77	1
NDPA/DPA	ND		ug/l	2.0	0.42	1
n-Nitrosodi-n-propylamine	ND		ug/l	5.0	0.64	1
Bis(2-ethylhexyl)phthalate	ND		ug/l	3.0	1.5	1
Butyl benzyl phthalate	ND		ug/l	5.0	1.2	1
Di-n-butylphthalate	ND		ug/l	5.0	0.39	1
Di-n-octylphthalate	ND		ug/l	5.0	1.3	1
Diethyl phthalate	ND		ug/l	5.0	0.38	1
Dimethyl phthalate	ND		ug/l	5.0	1.8	1
Biphenyl	ND		ug/l	2.0	0.46	1
4-Chloroaniline	ND		ug/l	5.0	1.1	1
2-Nitroaniline	ND		ug/l	5.0	0.50	1
3-Nitroaniline	ND		ug/l	5.0	0.81	1
4-Nitroaniline	ND		ug/l	5.0	0.80	1
Dibenzofuran	ND		ug/l	2.0	0.50	1
1,2,4,5-Tetrachlorobenzene	ND		ug/l	10	0.44	1
Acetophenone	ND		ug/l	5.0	0.53	1
2,4,6-Trichlorophenol	ND		ug/l	5.0	0.61	1

Project Name: BATH SIGNIFY OFFSITE GW SAMPLI
Project Number: 0127981-025

Lab Number: L2221593
Report Date: 05/26/22

SAMPLE RESULTS

Lab ID: L2221593-11
 Client ID: 4125-042522-0002
 Sample Location: Not Specified

Date Collected: 04/25/22 00:00
 Date Received: 04/26/22
 Field Prep: Not Specified

Sample Depth:

Parameter	Result	Qualifier	Units	RL	MDL	Dilution Factor
Semivolatile Organics by GC/MS - Westborough Lab						
p-Chloro-m-cresol	ND		ug/l	2.0	0.35	1
2-Chlorophenol	ND		ug/l	2.0	0.48	1
2,4-Dichlorophenol	ND		ug/l	5.0	0.41	1
2,4-Dimethylphenol	ND		ug/l	5.0	1.8	1
2-Nitrophenol	ND		ug/l	10	0.85	1
4-Nitrophenol	ND		ug/l	10	0.67	1
2,4-Dinitrophenol	ND		ug/l	20	6.6	1
4,6-Dinitro-o-cresol	ND		ug/l	10	1.8	1
Phenol	ND		ug/l	5.0	0.57	1
2-Methylphenol	ND		ug/l	5.0	0.49	1
3-Methylphenol/4-Methylphenol	ND		ug/l	5.0	0.48	1
2,4,5-Trichlorophenol	ND		ug/l	5.0	0.77	1
Carbazole	ND		ug/l	2.0	0.49	1
Atrazine	ND		ug/l	10	0.76	1
Benzaldehyde	ND		ug/l	5.0	0.53	1
Caprolactam	ND		ug/l	10	3.3	1
2,3,4,6-Tetrachlorophenol	ND		ug/l	5.0	0.84	1

Surrogate	% Recovery	Qualifier	Acceptance Criteria
2-Fluorophenol	63		21-120
Phenol-d6	53		10-120
Nitrobenzene-d5	80		23-120
2-Fluorobiphenyl	67		15-120
2,4,6-Tribromophenol	68		10-120
4-Terphenyl-d14	64		41-149

Project Name: BATH SIGNIFY OFFSITE GW SAMPLI
Project Number: 0127981-025

Lab Number: L2221593
Report Date: 05/26/22

SAMPLE RESULTS

Lab ID: L2221593-11
 Client ID: 4125-042522-0002
 Sample Location: Not Specified

Date Collected: 04/25/22 00:00
 Date Received: 04/26/22
 Field Prep: Not Specified

Sample Depth:

Matrix: Water
 Analytical Method: 1,8270D-SIM
 Analytical Date: 04/29/22 21:59
 Analyst: DB

Extraction Method: EPA 3510C
 Extraction Date: 04/28/22 18:00

Parameter	Result	Qualifier	Units	RL	MDL	Dilution Factor
1,4 Dioxane by 8270D-SIM - Mansfield Lab						
1,4-Dioxane	ND		ng/l	144	32.6	1
Surrogate			% Recovery	Qualifier	Acceptance Criteria	
1,4-Dioxane-d8			26		15-110	

Project Name: BATH SIGNIFY OFFSITE GW SAMPLI
Project Number: 0127981-025

Lab Number: L2221593
Report Date: 05/26/22

SAMPLE RESULTS

Lab ID: L2221593-11
 Client ID: 4125-042522-0002
 Sample Location: Not Specified

Date Collected: 04/25/22 00:00
 Date Received: 04/26/22
 Field Prep: Not Specified

Sample Depth:

Matrix: Water
 Analytical Method: 1,8270D-SIM
 Analytical Date: 05/01/22 08:24
 Analyst: JJW

Extraction Method: EPA 3510C
 Extraction Date: 04/29/22 08:19

Parameter	Result	Qualifier	Units	RL	MDL	Dilution Factor
Semivolatile Organics by GC/MS-SIM - Westborough Lab						
Acenaphthene	ND		ug/l	0.10	0.01	1
2-Chloronaphthalene	ND		ug/l	0.20	0.02	1
Fluoranthene	ND		ug/l	0.10	0.02	1
Hexachlorobutadiene	ND		ug/l	0.50	0.05	1
Naphthalene	ND		ug/l	0.10	0.05	1
Benzo(a)anthracene	0.03	J	ug/l	0.10	0.02	1
Benzo(a)pyrene	ND		ug/l	0.10	0.02	1
Benzo(b)fluoranthene	ND		ug/l	0.10	0.01	1
Benzo(k)fluoranthene	ND		ug/l	0.10	0.01	1
Chrysene	ND		ug/l	0.10	0.01	1
Acenaphthylene	ND		ug/l	0.10	0.01	1
Anthracene	ND		ug/l	0.10	0.01	1
Benzo(ghi)perylene	ND		ug/l	0.10	0.01	1
Fluorene	ND		ug/l	0.10	0.01	1
Phenanthrene	ND		ug/l	0.10	0.02	1
Dibenzo(a,h)anthracene	ND		ug/l	0.10	0.01	1
Indeno(1,2,3-cd)pyrene	ND		ug/l	0.10	0.01	1
Pyrene	ND		ug/l	0.10	0.02	1
2-Methylnaphthalene	ND		ug/l	0.10	0.02	1
Pentachlorophenol	ND		ug/l	0.80	0.01	1
Hexachlorobenzene	ND		ug/l	0.80	0.01	1
Hexachloroethane	ND		ug/l	0.80	0.06	1

Project Name: BATH SIGNIFY OFFSITE GW SAMPLI
Project Number: 0127981-025

Lab Number: L2221593
Report Date: 05/26/22

SAMPLE RESULTS

Lab ID: L2221593-11
 Client ID: 4125-042522-0002
 Sample Location: Not Specified

Date Collected: 04/25/22 00:00
 Date Received: 04/26/22
 Field Prep: Not Specified

Sample Depth:

Parameter	Result	Qualifier	Units	RL	MDL	Dilution Factor
Semivolatile Organics by GC/MS-SIM - Westborough Lab						

Surrogate	% Recovery	Qualifier	Acceptance Criteria
2-Fluorophenol	60		21-120
Phenol-d6	50		10-120
Nitrobenzene-d5	70		23-120
2-Fluorobiphenyl	64		15-120
2,4,6-Tribromophenol	80		10-120
4-Terphenyl-d14	64		41-149

Project Name: BATH SIGNIFY OFFSITE GW SAMPLI
Project Number: 0127981-025

Lab Number: L2221593
Report Date: 05/26/22

SAMPLE RESULTS

Lab ID: L2221593-12
 Client ID: 4125-042522-0003
 Sample Location: Not Specified

Date Collected: 04/25/22 00:00
 Date Received: 04/26/22
 Field Prep: Not Specified

Sample Depth:

Matrix: Water
 Analytical Method: 1,8270D
 Analytical Date: 05/03/22 18:55
 Analyst: CMM

Extraction Method: EPA 3510C
 Extraction Date: 04/29/22 08:18

Parameter	Result	Qualifier	Units	RL	MDL	Dilution Factor
Semivolatile Organics by GC/MS - Westborough Lab						
Bis(2-chloroethyl)ether	ND		ug/l	2.0	0.50	1
3,3'-Dichlorobenzidine	ND		ug/l	5.0	1.6	1
2,4-Dinitrotoluene	ND		ug/l	5.0	1.2	1
2,6-Dinitrotoluene	ND		ug/l	5.0	0.93	1
4-Chlorophenyl phenyl ether	ND		ug/l	2.0	0.49	1
4-Bromophenyl phenyl ether	ND		ug/l	2.0	0.38	1
Bis(2-chloroisopropyl)ether	ND		ug/l	2.0	0.53	1
Bis(2-chloroethoxy)methane	ND		ug/l	5.0	0.50	1
Hexachlorocyclopentadiene	ND		ug/l	20	0.69	1
Isophorone	ND		ug/l	5.0	1.2	1
Nitrobenzene	ND		ug/l	2.0	0.77	1
NDPA/DPA	ND		ug/l	2.0	0.42	1
n-Nitrosodi-n-propylamine	ND		ug/l	5.0	0.64	1
Bis(2-ethylhexyl)phthalate	ND		ug/l	3.0	1.5	1
Butyl benzyl phthalate	ND		ug/l	5.0	1.2	1
Di-n-butylphthalate	ND		ug/l	5.0	0.39	1
Di-n-octylphthalate	ND		ug/l	5.0	1.3	1
Diethyl phthalate	ND		ug/l	5.0	0.38	1
Dimethyl phthalate	ND		ug/l	5.0	1.8	1
Biphenyl	ND		ug/l	2.0	0.46	1
4-Chloroaniline	ND		ug/l	5.0	1.1	1
2-Nitroaniline	ND		ug/l	5.0	0.50	1
3-Nitroaniline	ND		ug/l	5.0	0.81	1
4-Nitroaniline	ND		ug/l	5.0	0.80	1
Dibenzofuran	ND		ug/l	2.0	0.50	1
1,2,4,5-Tetrachlorobenzene	ND		ug/l	10	0.44	1
Acetophenone	ND		ug/l	5.0	0.53	1
2,4,6-Trichlorophenol	ND		ug/l	5.0	0.61	1

Project Name: BATH SIGNIFY OFFSITE GW SAMPLI
Project Number: 0127981-025

Lab Number: L2221593
Report Date: 05/26/22

SAMPLE RESULTS

Lab ID: L2221593-12
 Client ID: 4125-042522-0003
 Sample Location: Not Specified

Date Collected: 04/25/22 00:00
 Date Received: 04/26/22
 Field Prep: Not Specified

Sample Depth:

Parameter	Result	Qualifier	Units	RL	MDL	Dilution Factor
Semivolatile Organics by GC/MS - Westborough Lab						
p-Chloro-m-cresol	ND		ug/l	2.0	0.35	1
2-Chlorophenol	ND		ug/l	2.0	0.48	1
2,4-Dichlorophenol	ND		ug/l	5.0	0.41	1
2,4-Dimethylphenol	ND		ug/l	5.0	1.8	1
2-Nitrophenol	ND		ug/l	10	0.85	1
4-Nitrophenol	ND		ug/l	10	0.67	1
2,4-Dinitrophenol	ND		ug/l	20	6.6	1
4,6-Dinitro-o-cresol	ND		ug/l	10	1.8	1
Phenol	ND		ug/l	5.0	0.57	1
2-Methylphenol	ND		ug/l	5.0	0.49	1
3-Methylphenol/4-Methylphenol	ND		ug/l	5.0	0.48	1
2,4,5-Trichlorophenol	ND		ug/l	5.0	0.77	1
Carbazole	ND		ug/l	2.0	0.49	1
Atrazine	ND		ug/l	10	0.76	1
Benzaldehyde	ND		ug/l	5.0	0.53	1
Caprolactam	ND		ug/l	10	3.3	1
2,3,4,6-Tetrachlorophenol	ND		ug/l	5.0	0.84	1

Surrogate	% Recovery	Qualifier	Acceptance Criteria
2-Fluorophenol	65		21-120
Phenol-d6	53		10-120
Nitrobenzene-d5	86		23-120
2-Fluorobiphenyl	72		15-120
2,4,6-Tribromophenol	59		10-120
4-Terphenyl-d14	66		41-149

Project Name: BATH SIGNIFY OFFSITE GW SAMPLI
Project Number: 0127981-025

Lab Number: L2221593
Report Date: 05/26/22

SAMPLE RESULTS

Lab ID: L2221593-12
 Client ID: 4125-042522-0003
 Sample Location: Not Specified

Date Collected: 04/25/22 00:00
 Date Received: 04/26/22
 Field Prep: Not Specified

Sample Depth:

Matrix: Water
 Analytical Method: 1,8270D-SIM
 Analytical Date: 04/29/22 22:22
 Analyst: DB

Extraction Method: EPA 3510C
 Extraction Date: 04/28/22 18:00

Parameter	Result	Qualifier	Units	RL	MDL	Dilution Factor
1,4 Dioxane by 8270D-SIM - Mansfield Lab						
1,4-Dioxane	ND		ng/l	144	32.6	1
Surrogate			% Recovery	Qualifier	Acceptance Criteria	
1,4-Dioxane-d8			26		15-110	

Project Name: BATH SIGNIFY OFFSITE GW SAMPLI
Project Number: 0127981-025

Lab Number: L2221593
Report Date: 05/26/22

SAMPLE RESULTS

Lab ID: L2221593-12
 Client ID: 4125-042522-0003
 Sample Location: Not Specified

Date Collected: 04/25/22 00:00
 Date Received: 04/26/22
 Field Prep: Not Specified

Sample Depth:

Matrix: Water
 Analytical Method: 1,8270D-SIM
 Analytical Date: 05/01/22 08:40
 Analyst: JJW

Extraction Method: EPA 3510C
 Extraction Date: 04/29/22 08:19

Parameter	Result	Qualifier	Units	RL	MDL	Dilution Factor
Semivolatile Organics by GC/MS-SIM - Westborough Lab						
Acenaphthene	ND		ug/l	0.10	0.01	1
2-Chloronaphthalene	ND		ug/l	0.20	0.02	1
Fluoranthene	ND		ug/l	0.10	0.02	1
Hexachlorobutadiene	ND		ug/l	0.50	0.05	1
Naphthalene	0.35		ug/l	0.10	0.05	1
Benzo(a)anthracene	0.02	J	ug/l	0.10	0.02	1
Benzo(a)pyrene	ND		ug/l	0.10	0.02	1
Benzo(b)fluoranthene	ND		ug/l	0.10	0.01	1
Benzo(k)fluoranthene	ND		ug/l	0.10	0.01	1
Chrysene	ND		ug/l	0.10	0.01	1
Acenaphthylene	ND		ug/l	0.10	0.01	1
Anthracene	ND		ug/l	0.10	0.01	1
Benzo(ghi)perylene	ND		ug/l	0.10	0.01	1
Fluorene	ND		ug/l	0.10	0.01	1
Phenanthrene	ND		ug/l	0.10	0.02	1
Dibenzo(a,h)anthracene	ND		ug/l	0.10	0.01	1
Indeno(1,2,3-cd)pyrene	0.02	J	ug/l	0.10	0.01	1
Pyrene	ND		ug/l	0.10	0.02	1
2-Methylnaphthalene	0.06	J	ug/l	0.10	0.02	1
Pentachlorophenol	ND		ug/l	0.80	0.01	1
Hexachlorobenzene	ND		ug/l	0.80	0.01	1
Hexachloroethane	ND		ug/l	0.80	0.06	1

Project Name: BATH SIGNIFY OFFSITE GW SAMPLI
Project Number: 0127981-025

Lab Number: L2221593
Report Date: 05/26/22

SAMPLE RESULTS

Lab ID: L2221593-12
 Client ID: 4125-042522-0003
 Sample Location: Not Specified

Date Collected: 04/25/22 00:00
 Date Received: 04/26/22
 Field Prep: Not Specified

Sample Depth:

Parameter	Result	Qualifier	Units	RL	MDL	Dilution Factor
Semivolatile Organics by GC/MS-SIM - Westborough Lab						

Surrogate	% Recovery	Qualifier	Acceptance Criteria
2-Fluorophenol	65		21-120
Phenol-d6	54		10-120
Nitrobenzene-d5	76		23-120
2-Fluorobiphenyl	70		15-120
2,4,6-Tribromophenol	85		10-120
4-Terphenyl-d14	71		41-149

Project Name: BATH SIGNIFY OFFSITE GW SAMPLI
Project Number: 0127981-025

Lab Number: L2221593
Report Date: 05/26/22

SAMPLE RESULTS

Lab ID: L2221593-12
 Client ID: 4125-042522-0003
 Sample Location: Not Specified

Date Collected: 04/25/22 00:00
 Date Received: 04/26/22
 Field Prep: Not Specified

Sample Depth:

Matrix: Water
 Analytical Method: 134,LCMSMS-ID
 Analytical Date: 05/06/22 19:02
 Analyst: RS

Extraction Method: ALPHA 23528
 Extraction Date: 05/06/22 03:28

Parameter	Result	Qualifier	Units	RL	MDL	Dilution Factor
Perfluorinated Alkyl Acids by Isotope Dilution - Mansfield Lab						
Perfluorobutanoic Acid (PFBA)	ND		ng/l	1.86	0.380	1
Perfluoropentanoic Acid (PFPeA)	ND		ng/l	1.86	0.369	1
Perfluorobutanesulfonic Acid (PFBS)	ND		ng/l	1.86	0.222	1
Perfluorohexanoic Acid (PFHxA)	ND		ng/l	1.86	0.306	1
Perfluoroheptanoic Acid (PFHpA)	ND		ng/l	1.86	0.210	1
Perfluorohexanesulfonic Acid (PFHxS)	ND		ng/l	1.86	0.351	1
Perfluorooctanoic Acid (PFOA)	ND		ng/l	1.86	0.220	1
1H,1H,2H,2H-Perfluorooctanesulfonic Acid (6:2FTS)	ND		ng/l	1.86	1.24	1
Perfluoroheptanesulfonic Acid (PFHpS)	ND		ng/l	1.86	0.642	1
Perfluorononanoic Acid (PFNA)	ND		ng/l	1.86	0.291	1
Perfluorooctanesulfonic Acid (PFOS)	ND		ng/l	1.86	0.470	1
Perfluorodecanoic Acid (PFDA)	ND		ng/l	1.86	0.283	1
1H,1H,2H,2H-Perfluorodecanesulfonic Acid (8:2FTS)	ND		ng/l	1.86	1.13	1
N-Methyl Perfluorooctanesulfonamidoacetic Acid (NMeFOSAA)	ND		ng/l	1.86	0.604	1
Perfluoroundecanoic Acid (PFUnA)	ND		ng/l	1.86	0.242	1
Perfluorodecanesulfonic Acid (PFDS)	ND		ng/l	1.86	0.914	1
Perfluorooctanesulfonamide (FOSA)	ND		ng/l	1.86	0.541	1
N-Ethyl Perfluorooctanesulfonamidoacetic Acid (NEtFOSAA)	ND		ng/l	1.86	0.750	1
Perfluorododecanoic Acid (PFDoA)	ND		ng/l	1.86	0.347	1
Perfluorotridecanoic Acid (PFTrDA)	ND		ng/l	1.86	0.305	1
Perfluorotetradecanoic Acid (PFTA)	ND		ng/l	1.86	0.231	1
PFOA/PFOS, Total	ND		ng/l	1.86	0.220	1

Project Name: BATH SIGNIFY OFFSITE GW SAMPLI
Project Number: 0127981-025

Lab Number: L2221593
Report Date: 05/26/22

SAMPLE RESULTS

Lab ID: L2221593-12
 Client ID: 4125-042522-0003
 Sample Location: Not Specified

Date Collected: 04/25/22 00:00
 Date Received: 04/26/22
 Field Prep: Not Specified

Sample Depth:

Parameter	Result	Qualifier	Units	RL	MDL	Dilution Factor
Perfluorinated Alkyl Acids by Isotope Dilution - Mansfield Lab						

Surrogate (Extracted Internal Standard)	% Recovery	Qualifier	Acceptance Criteria
Perfluoro[13C4]Butanoic Acid (MPFBA)	87		58-132
Perfluoro[13C5]Pentanoic Acid (M5PFPEA)	104		62-163
Perfluoro[2,3,4-13C3]Butanesulfonic Acid (M3PFBS)	85		70-131
Perfluoro[1,2,3,4,6-13C5]Hexanoic Acid (M5PFHxA)	84		57-129
Perfluoro[1,2,3,4-13C4]Heptanoic Acid (M4PFHpA)	84		60-129
Perfluoro[1,2,3-13C3]Hexanesulfonic Acid (M3PFHxS)	86		71-134
Perfluoro[13C8]Octanoic Acid (M8PFOA)	84		62-129
1H,1H,2H,2H-Perfluoro[1,2-13C2]Octanesulfonic Acid (M2-6:2FTS)	69		14-147
Perfluoro[13C9]Nonanoic Acid (M9PFNA)	84		59-139
Perfluoro[13C8]Octanesulfonic Acid (M8PFOS)	85		69-131
Perfluoro[1,2,3,4,5,6-13C6]Decanoic Acid (M6PFDA)	85		62-124
1H,1H,2H,2H-Perfluoro[1,2-13C2]Decanesulfonic Acid (M2-8:2FTS)	74		10-162
N-Deuteriomethylperfluoro-1-octanesulfonamidoacetic Acid (d3-NMeFOSAA)	70		24-116
Perfluoro[1,2,3,4,5,6,7-13C7]Undecanoic Acid (M7-PFUDA)	93		55-137
Perfluoro[13C8]Octanesulfonamide (M8FOSA)	46		10-112
N-Deuterioethylperfluoro-1-octanesulfonamidoacetic Acid (d5-NEtFOSAA)	78		27-126
Perfluoro[1,2-13C2]Dodecanoic Acid (MPFDOA)	85		48-131
Perfluoro[1,2-13C2]Tetradecanoic Acid (M2PFTEDA)	81		22-136

Project Name: BATH SIGNIFY OFFSITE GW SAMPLI
Project Number: 0127981-025

Lab Number: L2221593
Report Date: 05/26/22

SAMPLE RESULTS

Lab ID: L2221593-13
 Client ID: 4125-042522-0004
 Sample Location: Not Specified

Date Collected: 04/25/22 00:00
 Date Received: 04/26/22
 Field Prep: Not Specified

Sample Depth:

Matrix: Water
 Analytical Method: 134,LCMSMS-ID
 Analytical Date: 05/06/22 19:19
 Analyst: RS

Extraction Method: ALPHA 23528
 Extraction Date: 05/06/22 03:28

Parameter	Result	Qualifier	Units	RL	MDL	Dilution Factor
Perfluorinated Alkyl Acids by Isotope Dilution - Mansfield Lab						
Perfluorobutanoic Acid (PFBA)	ND		ng/l	1.87	0.382	1
Perfluoropentanoic Acid (PFPeA)	ND		ng/l	1.87	0.371	1
Perfluorobutanesulfonic Acid (PFBS)	ND		ng/l	1.87	0.223	1
Perfluorohexanoic Acid (PFHxA)	ND		ng/l	1.87	0.307	1
Perfluoroheptanoic Acid (PFHpA)	ND		ng/l	1.87	0.211	1
Perfluorohexanesulfonic Acid (PFHxS)	ND		ng/l	1.87	0.352	1
Perfluorooctanoic Acid (PFOA)	ND		ng/l	1.87	0.221	1
1H,1H,2H,2H-Perfluorooctanesulfonic Acid (6:2FTS)	ND		ng/l	1.87	1.25	1
Perfluoroheptanesulfonic Acid (PFHpS)	ND		ng/l	1.87	0.645	1
Perfluorononanoic Acid (PFNA)	ND		ng/l	1.87	0.292	1
Perfluorooctanesulfonic Acid (PFOS)	ND		ng/l	1.87	0.472	1
Perfluorodecanoic Acid (PFDA)	ND		ng/l	1.87	0.285	1
1H,1H,2H,2H-Perfluorodecanesulfonic Acid (8:2FTS)	ND		ng/l	1.87	1.14	1
N-Methyl Perfluorooctanesulfonamidoacetic Acid (NMeFOSAA)	ND		ng/l	1.87	0.607	1
Perfluoroundecanoic Acid (PFUnA)	ND		ng/l	1.87	0.244	1
Perfluorodecanesulfonic Acid (PFDS)	ND		ng/l	1.87	0.919	1
Perfluorooctanesulfonamide (FOSA)	ND		ng/l	1.87	0.544	1
N-Ethyl Perfluorooctanesulfonamidoacetic Acid (NEtFOSAA)	ND		ng/l	1.87	0.754	1
Perfluorododecanoic Acid (PFDoA)	ND		ng/l	1.87	0.349	1
Perfluorotridecanoic Acid (PFTrDA)	ND		ng/l	1.87	0.307	1
Perfluorotetradecanoic Acid (PFTA)	ND		ng/l	1.87	0.232	1
PFOA/PFOS, Total	ND		ng/l	1.87	0.221	1

Project Name: BATH SIGNIFY OFFSITE GW SAMPLI
Project Number: 0127981-025

Lab Number: L2221593
Report Date: 05/26/22

SAMPLE RESULTS

Lab ID: L2221593-13
 Client ID: 4125-042522-0004
 Sample Location: Not Specified

Date Collected: 04/25/22 00:00
 Date Received: 04/26/22
 Field Prep: Not Specified

Sample Depth:

Parameter	Result	Qualifier	Units	RL	MDL	Dilution Factor
Perfluorinated Alkyl Acids by Isotope Dilution - Mansfield Lab						

Surrogate (Extracted Internal Standard)	% Recovery	Qualifier	Acceptance Criteria
Perfluoro[13C4]Butanoic Acid (MPFBA)	89		58-132
Perfluoro[13C5]Pentanoic Acid (M5PFPEA)	103		62-163
Perfluoro[2,3,4-13C3]Butanesulfonic Acid (M3PFBS)	86		70-131
Perfluoro[1,2,3,4,6-13C5]Hexanoic Acid (M5PFHxA)	85		57-129
Perfluoro[1,2,3,4-13C4]Heptanoic Acid (M4PFHpA)	84		60-129
Perfluoro[1,2,3-13C3]Hexanesulfonic Acid (M3PFHxS)	89		71-134
Perfluoro[13C8]Octanoic Acid (M8PFOA)	83		62-129
1H,1H,2H,2H-Perfluoro[1,2-13C2]Octanesulfonic Acid (M2-6:2FTS)	72		14-147
Perfluoro[13C9]Nonanoic Acid (M9PFNA)	80		59-139
Perfluoro[13C8]Octanesulfonic Acid (M8PFOS)	81		69-131
Perfluoro[1,2,3,4,5,6-13C6]Decanoic Acid (M6PFDA)	85		62-124
1H,1H,2H,2H-Perfluoro[1,2-13C2]Decanesulfonic Acid (M2-8:2FTS)	71		10-162
N-Deuteriomethylperfluoro-1-octanesulfonamidoacetic Acid (d3-NMeFOSAA)	70		24-116
Perfluoro[1,2,3,4,5,6,7-13C7]Undecanoic Acid (M7-PFUDA)	83		55-137
Perfluoro[13C8]Octanesulfonamide (M8FOSA)	39		10-112
N-Deuterioethylperfluoro-1-octanesulfonamidoacetic Acid (d5-NEtFOSAA)	71		27-126
Perfluoro[1,2-13C2]Dodecanoic Acid (MPFDOA)	84		48-131
Perfluoro[1,2-13C2]Tetradecanoic Acid (M2PFTEDA)	79		22-136

Project Name: BATH SIGNIFY OFFSITE GW SAMPLI
Project Number: 0127981-025

Lab Number: L2221593
Report Date: 05/26/22

**Method Blank Analysis
Batch Quality Control**

Analytical Method: 1,8270D-SIM
Analytical Date: 04/29/22 16:55
Analyst: DB

Extraction Method: EPA 3510C
Extraction Date: 04/28/22 18:00

Parameter	Result	Qualifier	Units	RL	MDL
1,4 Dioxane by 8270D-SIM - Mansfield Lab for sample(s): 06,08-09,11-12 Batch: WG1632199-1					
1,4-Dioxane	ND		ng/l	150	33.9

Surrogate	%Recovery	Qualifier	Acceptance Criteria
1,4-Dioxane-d8	34		15-110

Project Name: BATH SIGNIFY OFFSITE GW SAMPLI
Project Number: 0127981-025

Lab Number: L2221593
Report Date: 05/26/22

**Method Blank Analysis
Batch Quality Control**

Analytical Method: 1,8270D
Analytical Date: 04/29/22 18:04
Analyst: SZ

Extraction Method: EPA 3510C
Extraction Date: 04/29/22 08:18

Parameter	Result	Qualifier	Units	RL	MDL
Semivolatile Organics by GC/MS - Westborough Lab for sample(s): 06,11-12 Batch: WG1632450-1					
Bis(2-chloroethyl)ether	ND		ug/l	2.0	0.50
3,3'-Dichlorobenzidine	ND		ug/l	5.0	1.6
2,4-Dinitrotoluene	ND		ug/l	5.0	1.2
2,6-Dinitrotoluene	ND		ug/l	5.0	0.93
4-Chlorophenyl phenyl ether	ND		ug/l	2.0	0.49
4-Bromophenyl phenyl ether	ND		ug/l	2.0	0.38
Bis(2-chloroisopropyl)ether	ND		ug/l	2.0	0.53
Bis(2-chloroethoxy)methane	ND		ug/l	5.0	0.50
Hexachlorocyclopentadiene	ND		ug/l	20	0.69
Isophorone	ND		ug/l	5.0	1.2
Nitrobenzene	ND		ug/l	2.0	0.77
NDPA/DPA	ND		ug/l	2.0	0.42
n-Nitrosodi-n-propylamine	ND		ug/l	5.0	0.64
Bis(2-ethylhexyl)phthalate	ND		ug/l	3.0	1.5
Butyl benzyl phthalate	ND		ug/l	5.0	1.2
Di-n-butylphthalate	ND		ug/l	5.0	0.39
Di-n-octylphthalate	ND		ug/l	5.0	1.3
Diethyl phthalate	ND		ug/l	5.0	0.38
Dimethyl phthalate	ND		ug/l	5.0	1.8
Biphenyl	ND		ug/l	2.0	0.46
4-Chloroaniline	ND		ug/l	5.0	1.1
2-Nitroaniline	ND		ug/l	5.0	0.50
3-Nitroaniline	ND		ug/l	5.0	0.81
4-Nitroaniline	ND		ug/l	5.0	0.80
Dibenzofuran	ND		ug/l	2.0	0.50
1,2,4,5-Tetrachlorobenzene	ND		ug/l	10	0.44
Acetophenone	ND		ug/l	5.0	0.53
2,4,6-Trichlorophenol	ND		ug/l	5.0	0.61
p-Chloro-m-cresol	ND		ug/l	2.0	0.35

Project Name: BATH SIGNIFY OFFSITE GW SAMPLI
Project Number: 0127981-025

Lab Number: L2221593
Report Date: 05/26/22

**Method Blank Analysis
Batch Quality Control**

Analytical Method: 1,8270D
Analytical Date: 04/29/22 18:04
Analyst: SZ

Extraction Method: EPA 3510C
Extraction Date: 04/29/22 08:18

Parameter	Result	Qualifier	Units	RL	MDL
Semivolatile Organics by GC/MS - Westborough Lab for sample(s): 06,11-12 Batch: WG1632450-1					
2-Chlorophenol	ND		ug/l	2.0	0.48
2,4-Dichlorophenol	ND		ug/l	5.0	0.41
2,4-Dimethylphenol	ND		ug/l	5.0	1.8
2-Nitrophenol	ND		ug/l	10	0.85
4-Nitrophenol	ND		ug/l	10	0.67
2,4-Dinitrophenol	ND		ug/l	20	6.6
4,6-Dinitro-o-cresol	ND		ug/l	10	1.8
Phenol	ND		ug/l	5.0	0.57
2-Methylphenol	ND		ug/l	5.0	0.49
3-Methylphenol/4-Methylphenol	ND		ug/l	5.0	0.48
2,4,5-Trichlorophenol	ND		ug/l	5.0	0.77
Carbazole	ND		ug/l	2.0	0.49
Atrazine	ND		ug/l	10	0.76
Benzaldehyde	ND		ug/l	5.0	0.53
Caprolactam	ND		ug/l	10	3.3
2,3,4,6-Tetrachlorophenol	ND		ug/l	5.0	0.84

Surrogate	%Recovery	Qualifier	Acceptance Criteria
2-Fluorophenol	56		21-120
Phenol-d6	46		10-120
Nitrobenzene-d5	75		23-120
2-Fluorobiphenyl	62		15-120
2,4,6-Tribromophenol	57		10-120
4-Terphenyl-d14	51		41-149

Project Name: BATH SIGNIFY OFFSITE GW SAMPLI
Project Number: 0127981-025

Lab Number: L2221593
Report Date: 05/26/22

Method Blank Analysis
Batch Quality Control

Analytical Method: 1,8270D-SIM
Analytical Date: 04/30/22 13:24
Analyst: AH

Extraction Method: EPA 3510C
Extraction Date: 04/29/22 08:19

Parameter	Result	Qualifier	Units	RL	MDL
Semivolatile Organics by GC/MS-SIM - Westborough Lab for sample(s): 06,11-12 Batch: WG1632451-1					
Acenaphthene	ND		ug/l	0.10	0.01
2-Chloronaphthalene	ND		ug/l	0.20	0.02
Fluoranthene	ND		ug/l	0.10	0.02
Hexachlorobutadiene	ND		ug/l	0.50	0.05
Naphthalene	ND		ug/l	0.10	0.05
Benzo(a)anthracene	0.02	J	ug/l	0.10	0.02
Benzo(a)pyrene	ND		ug/l	0.10	0.02
Benzo(b)fluoranthene	ND		ug/l	0.10	0.01
Benzo(k)fluoranthene	ND		ug/l	0.10	0.01
Chrysene	ND		ug/l	0.10	0.01
Acenaphthylene	ND		ug/l	0.10	0.01
Anthracene	ND		ug/l	0.10	0.01
Benzo(ghi)perylene	ND		ug/l	0.10	0.01
Fluorene	ND		ug/l	0.10	0.01
Phenanthrene	ND		ug/l	0.10	0.02
Dibenzo(a,h)anthracene	ND		ug/l	0.10	0.01
Indeno(1,2,3-cd)pyrene	ND		ug/l	0.10	0.01
Pyrene	ND		ug/l	0.10	0.02
2-Methylnaphthalene	ND		ug/l	0.10	0.02
Pentachlorophenol	ND		ug/l	0.80	0.01
Hexachlorobenzene	ND		ug/l	0.80	0.01
Hexachloroethane	ND		ug/l	0.80	0.06

Project Name: BATH SIGNIFY OFFSITE GW SAMPLI
Project Number: 0127981-025

Lab Number: L2221593
Report Date: 05/26/22

Method Blank Analysis
Batch Quality Control

Analytical Method: 1,8270D-SIM
Analytical Date: 04/30/22 13:24
Analyst: AH

Extraction Method: EPA 3510C
Extraction Date: 04/29/22 08:19

Parameter	Result	Qualifier	Units	RL	MDL
Semivolatile Organics by GC/MS-SIM - Westborough Lab for sample(s): 06,11-12 Batch: WG1632451-1					

Surrogate	%Recovery	Qualifier	Acceptance Criteria
2-Fluorophenol	62		21-120
Phenol-d6	52		10-120
Nitrobenzene-d5	75		23-120
2-Fluorobiphenyl	71		15-120
2,4,6-Tribromophenol	84		10-120
4-Terphenyl-d14	70		41-149

Project Name: BATH SIGNIFY OFFSITE GW SAMPLI
Project Number: 0127981-025

Lab Number: L2221593
Report Date: 05/26/22

Method Blank Analysis
Batch Quality Control

Analytical Method: 1,8270D
Analytical Date: 05/02/22 14:19
Analyst: SZ

Extraction Method: EPA 3510C
Extraction Date: 05/01/22 09:22

Parameter	Result	Qualifier	Units	RL	MDL
Semivolatile Organics by GC/MS - Westborough Lab for sample(s): 08-09 Batch: WG1632944-1					
Bis(2-chloroethyl)ether	ND		ug/l	2.0	0.50
3,3'-Dichlorobenzidine	ND		ug/l	5.0	1.6
2,4-Dinitrotoluene	ND		ug/l	5.0	1.2
2,6-Dinitrotoluene	ND		ug/l	5.0	0.93
4-Chlorophenyl phenyl ether	ND		ug/l	2.0	0.49
4-Bromophenyl phenyl ether	ND		ug/l	2.0	0.38
Bis(2-chloroisopropyl)ether	ND		ug/l	2.0	0.53
Bis(2-chloroethoxy)methane	ND		ug/l	5.0	0.50
Hexachlorocyclopentadiene	ND		ug/l	20	0.69
Isophorone	ND		ug/l	5.0	1.2
Nitrobenzene	ND		ug/l	2.0	0.77
NDPA/DPA	ND		ug/l	2.0	0.42
n-Nitrosodi-n-propylamine	ND		ug/l	5.0	0.64
Bis(2-ethylhexyl)phthalate	ND		ug/l	3.0	1.5
Butyl benzyl phthalate	ND		ug/l	5.0	1.2
Di-n-butylphthalate	ND		ug/l	5.0	0.39
Di-n-octylphthalate	ND		ug/l	5.0	1.3
Diethyl phthalate	ND		ug/l	5.0	0.38
Dimethyl phthalate	ND		ug/l	5.0	1.8
Biphenyl	ND		ug/l	2.0	0.46
4-Chloroaniline	ND		ug/l	5.0	1.1
2-Nitroaniline	ND		ug/l	5.0	0.50
3-Nitroaniline	ND		ug/l	5.0	0.81
4-Nitroaniline	ND		ug/l	5.0	0.80
Dibenzofuran	ND		ug/l	2.0	0.50
1,2,4,5-Tetrachlorobenzene	ND		ug/l	10	0.44
Acetophenone	ND		ug/l	5.0	0.53
2,4,6-Trichlorophenol	ND		ug/l	5.0	0.61
p-Chloro-m-cresol	ND		ug/l	2.0	0.35

Project Name: BATH SIGNIFY OFFSITE GW SAMPLI
Project Number: 0127981-025

Lab Number: L2221593
Report Date: 05/26/22

**Method Blank Analysis
Batch Quality Control**

Analytical Method: 1,8270D
Analytical Date: 05/02/22 14:19
Analyst: SZ

Extraction Method: EPA 3510C
Extraction Date: 05/01/22 09:22

Parameter	Result	Qualifier	Units	RL	MDL
Semivolatile Organics by GC/MS - Westborough Lab for sample(s): 08-09 Batch: WG1632944-1					
2-Chlorophenol	ND		ug/l	2.0	0.48
2,4-Dichlorophenol	ND		ug/l	5.0	0.41
2,4-Dimethylphenol	ND		ug/l	5.0	1.8
2-Nitrophenol	ND		ug/l	10	0.85
4-Nitrophenol	ND		ug/l	10	0.67
2,4-Dinitrophenol	ND		ug/l	20	6.6
4,6-Dinitro-o-cresol	ND		ug/l	10	1.8
Phenol	ND		ug/l	5.0	0.57
2-Methylphenol	ND		ug/l	5.0	0.49
3-Methylphenol/4-Methylphenol	ND		ug/l	5.0	0.48
2,4,5-Trichlorophenol	ND		ug/l	5.0	0.77
Carbazole	ND		ug/l	2.0	0.49
Atrazine	ND		ug/l	10	0.76
Benzaldehyde	ND		ug/l	5.0	0.53
Caprolactam	ND		ug/l	10	3.3
2,3,4,6-Tetrachlorophenol	ND		ug/l	5.0	0.84

Surrogate	%Recovery	Qualifier	Acceptance Criteria
2-Fluorophenol	64		21-120
Phenol-d6	45		10-120
Nitrobenzene-d5	78		23-120
2-Fluorobiphenyl	72		15-120
2,4,6-Tribromophenol	79		10-120
4-Terphenyl-d14	88		41-149

Project Name: BATH SIGNIFY OFFSITE GW SAMPLI
Project Number: 0127981-025

Lab Number: L2221593
Report Date: 05/26/22

Method Blank Analysis
Batch Quality Control

Analytical Method: 1,8270D-SIM
Analytical Date: 05/02/22 11:52
Analyst: JJW

Extraction Method: EPA 3510C
Extraction Date: 05/01/22 09:25

Parameter	Result	Qualifier	Units	RL	MDL
Semivolatile Organics by GC/MS-SIM - Westborough Lab for sample(s): 08-09 Batch: WG1632945-1					
Acenaphthene	ND		ug/l	0.10	0.01
2-Chloronaphthalene	ND		ug/l	0.20	0.02
Fluoranthene	ND		ug/l	0.10	0.02
Hexachlorobutadiene	ND		ug/l	0.50	0.05
Naphthalene	ND		ug/l	0.10	0.05
Benzo(a)anthracene	ND		ug/l	0.10	0.02
Benzo(a)pyrene	ND		ug/l	0.10	0.02
Benzo(b)fluoranthene	ND		ug/l	0.10	0.01
Benzo(k)fluoranthene	ND		ug/l	0.10	0.01
Chrysene	ND		ug/l	0.10	0.01
Acenaphthylene	ND		ug/l	0.10	0.01
Anthracene	ND		ug/l	0.10	0.01
Benzo(ghi)perylene	ND		ug/l	0.10	0.01
Fluorene	ND		ug/l	0.10	0.01
Phenanthrene	ND		ug/l	0.10	0.02
Dibenzo(a,h)anthracene	ND		ug/l	0.10	0.01
Indeno(1,2,3-cd)pyrene	ND		ug/l	0.10	0.01
Pyrene	ND		ug/l	0.10	0.02
2-Methylnaphthalene	ND		ug/l	0.10	0.02
Pentachlorophenol	ND		ug/l	0.80	0.01
Hexachlorobenzene	ND		ug/l	0.80	0.01
Hexachloroethane	ND		ug/l	0.80	0.06

Project Name: BATH SIGNIFY OFFSITE GW SAMPLI
Project Number: 0127981-025

Lab Number: L2221593
Report Date: 05/26/22

Method Blank Analysis
Batch Quality Control

Analytical Method: 1,8270D-SIM
Analytical Date: 05/02/22 11:52
Analyst: JJW

Extraction Method: EPA 3510C
Extraction Date: 05/01/22 09:25

Parameter	Result	Qualifier	Units	RL	MDL
Semivolatile Organics by GC/MS-SIM - Westborough Lab for sample(s): 08-09 Batch: WG1632945-1					

Surrogate	%Recovery	Qualifier	Acceptance Criteria
2-Fluorophenol	62		21-120
Phenol-d6	51		10-120
Nitrobenzene-d5	89		23-120
2-Fluorobiphenyl	79		15-120
2,4,6-Tribromophenol	109		10-120
4-Terphenyl-d14	96		41-149

Project Name: BATH SIGNIFY OFFSITE GW SAMPLI
Project Number: 0127981-025

Lab Number: L2221593
Report Date: 05/26/22

Method Blank Analysis
Batch Quality Control

Analytical Method: 134,LCMSMS-ID
Analytical Date: 05/06/22 17:23
Analyst: RS

Extraction Method: ALPHA 23528
Extraction Date: 05/06/22 03:28

Parameter	Result	Qualifier	Units	RL	MDL
Perfluorinated Alkyl Acids by Isotope Dilution - Mansfield Lab for sample(s): 05,07,09-10,12-13 Batch: WG1635192-1					
Perfluorobutanoic Acid (PFBA)	ND		ng/l	2.00	0.408
Perfluoropentanoic Acid (PFPeA)	ND		ng/l	2.00	0.396
Perfluorobutanesulfonic Acid (PFBS)	ND		ng/l	2.00	0.238
Perfluorohexanoic Acid (PFHxA)	ND		ng/l	2.00	0.328
Perfluoroheptanoic Acid (PFHpA)	ND		ng/l	2.00	0.225
Perfluorohexanesulfonic Acid (PFHxS)	ND		ng/l	2.00	0.376
Perfluorooctanoic Acid (PFOA)	ND		ng/l	2.00	0.236
1H,1H,2H,2H-Perfluorooctanesulfonic Acid (6:2FTS)	ND		ng/l	2.00	1.33
Perfluoroheptanesulfonic Acid (PFHpS)	ND		ng/l	2.00	0.688
Perfluorononanoic Acid (PFNA)	ND		ng/l	2.00	0.312
Perfluorooctanesulfonic Acid (PFOS)	ND		ng/l	2.00	0.504
Perfluorodecanoic Acid (PFDA)	ND		ng/l	2.00	0.304
1H,1H,2H,2H-Perfluorodecanesulfonic Acid (8:2FTS)	ND		ng/l	2.00	1.21
N-Methyl Perfluorooctanesulfonamidoacetic Acid (NMeFOSAA)	ND		ng/l	2.00	0.648
Perfluoroundecanoic Acid (PFUnA)	ND		ng/l	2.00	0.260
Perfluorodecanesulfonic Acid (PFDS)	ND		ng/l	2.00	0.980
Perfluorooctanesulfonamide (FOSA)	ND		ng/l	2.00	0.580
N-Ethyl Perfluorooctanesulfonamidoacetic Acid (NEtFOSAA)	ND		ng/l	2.00	0.804
Perfluorododecanoic Acid (PFDoA)	ND		ng/l	2.00	0.372
Perfluorotridecanoic Acid (PFTrDA)	ND		ng/l	2.00	0.327
Perfluorotetradecanoic Acid (PFTA)	ND		ng/l	2.00	0.248
PFOA/PFOS, Total	ND		ng/l	2.00	0.236

Project Name: BATH SIGNIFY OFFSITE GW SAMPLI
Project Number: 0127981-025

Lab Number: L2221593
Report Date: 05/26/22

Method Blank Analysis
Batch Quality Control

Analytical Method: 134,LCMSMS-ID
Analytical Date: 05/06/22 17:23
Analyst: RS

Extraction Method: ALPHA 23528
Extraction Date: 05/06/22 03:28

Parameter	Result	Qualifier	Units	RL	MDL
Perfluorinated Alkyl Acids by Isotope Dilution - Mansfield Lab for sample(s): 05,07,09-10,12-13 Batch: WG1635192-1					

Surrogate (Extracted Internal Standard)	%Recovery	Qualifier	Acceptance Criteria
Perfluoro[13C4]Butanoic Acid (MPFBA)	93		58-132
Perfluoro[13C5]Pentanoic Acid (M5PFPEA)	106		62-163
Perfluoro[2,3,4-13C3]Butanesulfonic Acid (M3PFBS)	86		70-131
Perfluoro[1,2,3,4,6-13C5]Hexanoic Acid (M5PFHxA)	95		57-129
Perfluoro[1,2,3,4-13C4]Heptanoic Acid (M4PFHpA)	94		60-129
Perfluoro[1,2,3-13C3]Hexanesulfonic Acid (M3PFHxS)	87		71-134
Perfluoro[13C8]Octanoic Acid (M8PFOA)	94		62-129
1H,1H,2H,2H-Perfluoro[1,2-13C2]Octanesulfonic Acid (M2-6:2FTS)	90		14-147
Perfluoro[13C9]Nonanoic Acid (M9PFNA)	92		59-139
Perfluoro[13C8]Octanesulfonic Acid (M8PFOS)	88		69-131
Perfluoro[1,2,3,4,5,6-13C6]Decanoic Acid (M6PFDA)	94		62-124
1H,1H,2H,2H-Perfluoro[1,2-13C2]Decanesulfonic Acid (M2-8:2FTS)	104		10-162
N-Deuteriomethylperfluoro-1-octanesulfonamidoacetic Acid (d3-NMeFOSAA)	80		24-116
Perfluoro[1,2,3,4,5,6,7-13C7]Undecanoic Acid (M7-PFUDA)	103		55-137
Perfluoro[13C8]Octanesulfonamide (M8FOSA)	46		10-112
N-Deuterioethylperfluoro-1-octanesulfonamidoacetic Acid (d5-NEtFOSAA)	76		27-126
Perfluoro[1,2-13C2]Dodecanoic Acid (MPFDOA)	96		48-131
Perfluoro[1,2-13C2]Tetradecanoic Acid (M2PFTEDA)	95		22-136

Project Name: BATH SIGNIFY OFFSITE GW SAMPLI
Project Number: 0127981-025

Lab Number: L2221593
Report Date: 05/26/22

Method Blank Analysis
Batch Quality Control

Analytical Method: 134,LCMSMS-ID
Analytical Date: 05/15/22 19:34
Analyst: SG

Extraction Method: ALPHA 23528
Extraction Date: 05/06/22 03:28

Parameter	Result	Qualifier	Units	RL	MDL
Perfluorinated Alkyl Acids by Isotope Dilution - Mansfield Lab for sample(s): 05,07,09-10,12-13 Batch: WG1635192-1					
Perfluorooctanesulfonamide (FOSA)	ND		ng/l	2.00	0.580

Surrogate (Extracted Internal Standard)	%Recovery	Qualifier	Acceptance Criteria
Perfluoro[13C8]Octanesulfonamide (M8FOSA)	75		10-112

Lab Control Sample Analysis Batch Quality Control

Project Name: BATH SIGNIFY OFFSITE GW SAMPLI
Project Number: 0127981-025

Lab Number: L2221593
Report Date: 05/26/22

Parameter	LCS %Recovery	Qual	LCSD %Recovery	Qual	%Recovery Limits	RPD	Qual	RPD Limits
1,4 Dioxane by 8270D-SIM - Mansfield Lab Associated sample(s): 06,08-09,11-12 Batch: WG1632199-2 WG1632199-3								
1,4-Dioxane	129		131		40-140	2		30

Surrogate	LCS %Recovery	Qual	LCSD %Recovery	Qual	Acceptance Criteria
1,4-Dioxane-d8	23		31		15-110

Lab Control Sample Analysis

Batch Quality Control

Project Name: BATH SIGNIFY OFFSITE GW SAMPLI

Lab Number: L2221593

Project Number: 0127981-025

Report Date: 05/26/22

Parameter	LCS		LCSD		%Recovery Limits	RPD	RPD	
	%Recovery	Qual	%Recovery	Qual			Qual	Limits
Semivolatile Organics by GC/MS - Westborough Lab Associated sample(s): 06,11-12 Batch: WG1632450-2 WG1632450-3								
Bis(2-chloroethyl)ether	71		62		40-140	14		30
3,3'-Dichlorobenzidine	60		51		40-140	16		30
2,4-Dinitrotoluene	90		74		48-143	20		30
2,6-Dinitrotoluene	88		70		40-140	23		30
4-Chlorophenyl phenyl ether	66		55		40-140	18		30
4-Bromophenyl phenyl ether	68		56		40-140	19		30
Bis(2-chloroisopropyl)ether	100		89		40-140	12		30
Bis(2-chloroethoxy)methane	76		66		40-140	14		30
Hexachlorocyclopentadiene	68		57		40-140	18		30
Isophorone	70		60		40-140	15		30
Nitrobenzene	77		68		40-140	12		30
NDPA/DPA	70		59		40-140	17		30
n-Nitrosodi-n-propylamine	71		61		29-132	15		30
Bis(2-ethylhexyl)phthalate	82		66		40-140	22		30
Butyl benzyl phthalate	83		67		40-140	21		30
Di-n-butylphthalate	70		57		40-140	20		30
Di-n-octylphthalate	80		66		40-140	19		30
Diethyl phthalate	72		61		40-140	17		30
Dimethyl phthalate	74		60		40-140	21		30
Biphenyl	72		58		40-140	22		30
4-Chloroaniline	57		49		40-140	15		30
2-Nitroaniline	95		80		52-143	17		30
3-Nitroaniline	84		70		25-145	18		30

Lab Control Sample Analysis

Batch Quality Control

Project Name: BATH SIGNIFY OFFSITE GW SAMPLI

Lab Number: L2221593

Project Number: 0127981-025

Report Date: 05/26/22

Parameter	LCS %Recovery	Qual	LCSD %Recovery	Qual	%Recovery Limits	RPD	Qual	RPD Limits
Semivolatile Organics by GC/MS - Westborough Lab Associated sample(s): 06,11-12 Batch: WG1632450-2 WG1632450-3								
4-Nitroaniline	89		75		51-143	17		30
Dibenzofuran	67		55		40-140	20		30
1,2,4,5-Tetrachlorobenzene	61		53		2-134	14		30
Acetophenone	67		57		39-129	16		30
2,4,6-Trichlorophenol	68		56		30-130	19		30
p-Chloro-m-cresol	71		59		23-97	18		30
2-Chlorophenol	72		63		27-123	13		30
2,4-Dichlorophenol	76		64		30-130	17		30
2,4-Dimethylphenol	72		59		30-130	20		30
2-Nitrophenol	91		79		30-130	14		30
4-Nitrophenol	82	Q	67		10-80	20		30
2,4-Dinitrophenol	52		35		20-130	39	Q	30
4,6-Dinitro-o-cresol	89		62		20-164	36	Q	30
Phenol	57		49		12-110	15		30
2-Methylphenol	70		59		30-130	17		30
3-Methylphenol/4-Methylphenol	80		65		30-130	21		30
2,4,5-Trichlorophenol	66		56		30-130	16		30
Carbazole	68		56		55-144	19		30
Atrazine	66		53		40-140	22		30
Benzaldehyde	66		58		40-140	13		30
Caprolactam	47		40		10-130	16		30
2,3,4,6-Tetrachlorophenol	61		45		40-140	30		30

Lab Control Sample Analysis

Batch Quality Control

Project Name: BATH SIGNIFY OFFSITE GW SAMPLI
Project Number: 0127981-025

Lab Number: L2221593
Report Date: 05/26/22

Parameter	<i>LCS</i> %Recovery	<i>Qual</i>	<i>LCSD</i> %Recovery	<i>Qual</i>	<i>%Recovery</i> Limits	<i>RPD</i>	<i>Qual</i>	<i>RPD</i> Limits
Semivolatile Organics by GC/MS - Westborough Lab Associated sample(s): 06,11-12 Batch: WG1632450-2 WG1632450-3								

<i>Surrogate</i>	<i>LCS</i> %Recovery	<i>Qual</i>	<i>LCSD</i> %Recovery	<i>Qual</i>	<i>Acceptance</i> Criteria
2-Fluorophenol	64		56		21-120
Phenol-d6	55		47		10-120
Nitrobenzene-d5	79		69		23-120
2-Fluorobiphenyl	68		57		15-120
2,4,6-Tribromophenol	70		58		10-120
4-Terphenyl-d14	64		51		41-149

Lab Control Sample Analysis

Batch Quality Control

Project Name: BATH SIGNIFY OFFSITE GW SAMPLI

Lab Number: L2221593

Project Number: 0127981-025

Report Date: 05/26/22

Parameter	LCS %Recovery	Qual	LCSD %Recovery	Qual	%Recovery Limits	RPD	Qual	RPD Limits
Semivolatile Organics by GC/MS-SIM - Westborough Lab Associated sample(s): 06,11-12 Batch: WG1632451-2 WG1632451-3								
Acenaphthene	70		72		40-140	3		40
2-Chloronaphthalene	70		72		40-140	3		40
Fluoranthene	68		68		40-140	0		40
Hexachlorobutadiene	68		72		40-140	6		40
Naphthalene	69		71		40-140	3		40
Benzo(a)anthracene	67		68		40-140	1		40
Benzo(a)pyrene	61		62		40-140	2		40
Benzo(b)fluoranthene	68		73		40-140	7		40
Benzo(k)fluoranthene	74		70		40-140	6		40
Chrysene	69		68		40-140	1		40
Acenaphthylene	65		66		40-140	2		40
Anthracene	67		68		40-140	1		40
Benzo(ghi)perylene	70		68		40-140	3		40
Fluorene	71		72		40-140	1		40
Phenanthrene	69		70		40-140	1		40
Dibenzo(a,h)anthracene	72		72		40-140	0		40
Indeno(1,2,3-cd)pyrene	72		72		40-140	0		40
Pyrene	69		68		40-140	1		40
2-Methylnaphthalene	69		72		40-140	4		40
Pentachlorophenol	57		38	Q	40-140	40		40
Hexachlorobenzene	76		78		40-140	3		40
Hexachloroethane	75		82		40-140	9		40

Lab Control Sample Analysis

Batch Quality Control

Project Name: BATH SIGNIFY OFFSITE GW SAMPLI

Lab Number: L2221593

Project Number: 0127981-025

Report Date: 05/26/22

Parameter	<i>LCS</i> %Recovery	<i>Qual</i>	<i>LCSD</i> %Recovery	<i>Qual</i>	<i>%Recovery</i> Limits	<i>RPD</i>	<i>Qual</i>	<i>RPD</i> Limits
-----------	-------------------------	-------------	--------------------------	-------------	----------------------------	------------	-------------	----------------------

Semivolatile Organics by GC/MS-SIM - Westborough Lab Associated sample(s): 06,11-12 Batch: WG1632451-2 WG1632451-3

<i>Surrogate</i>	<i>LCS</i> %Recovery	<i>Qual</i>	<i>LCSD</i> %Recovery	<i>Qual</i>	<i>Acceptance</i> Criteria
2-Fluorophenol	60		65		21-120
Phenol-d6	53		55		10-120
Nitrobenzene-d5	70		73		23-120
2-Fluorobiphenyl	65		67		15-120
2,4,6-Tribromophenol	83		84		10-120
4-Terphenyl-d14	65		64		41-149

Lab Control Sample Analysis

Batch Quality Control

Project Name: BATH SIGNIFY OFFSITE GW SAMPLI

Lab Number: L2221593

Project Number: 0127981-025

Report Date: 05/26/22

Parameter	LCS %Recovery	Qual	LCSD %Recovery	Qual	%Recovery Limits	RPD	Qual	RPD Limits
Semivolatile Organics by GC/MS - Westborough Lab Associated sample(s): 08-09 Batch: WG1632944-2 WG1632944-3								
Bis(2-chloroethyl)ether	65		76		40-140	16		30
3,3'-Dichlorobenzidine	61		44		40-140	32	Q	30
2,4-Dinitrotoluene	68		84		48-143	21		30
2,6-Dinitrotoluene	63		79		40-140	23		30
4-Chlorophenyl phenyl ether	66		80		40-140	19		30
4-Bromophenyl phenyl ether	64		79		40-140	21		30
Bis(2-chloroisopropyl)ether	67		72		40-140	7		30
Bis(2-chloroethoxy)methane	67		74		40-140	10		30
Hexachlorocyclopentadiene	44		56		40-140	24		30
Isophorone	61		69		40-140	12		30
Nitrobenzene	65		76		40-140	16		30
NDPA/DPA	69		66		40-140	4		30
n-Nitrosodi-n-propylamine	65		76		29-132	16		30
Bis(2-ethylhexyl)phthalate	72		92		40-140	24		30
Butyl benzyl phthalate	65		85		40-140	27		30
Di-n-butylphthalate	67		83		40-140	21		30
Di-n-octylphthalate	67		93		40-140	33	Q	30
Diethyl phthalate	68		82		40-140	19		30
Dimethyl phthalate	64		76		40-140	17		30
Biphenyl	64		76		40-140	17		30
4-Chloroaniline	56		59		40-140	5		30
2-Nitroaniline	66		81		52-143	20		30
3-Nitroaniline	66		79		25-145	18		30

Lab Control Sample Analysis

Batch Quality Control

Project Name: BATH SIGNIFY OFFSITE GW SAMPLI

Lab Number: L2221593

Project Number: 0127981-025

Report Date: 05/26/22

Parameter	LCS %Recovery	Qual	LCSD %Recovery	Qual	%Recovery Limits	RPD	Qual	RPD Limits
Semivolatile Organics by GC/MS - Westborough Lab Associated sample(s): 08-09 Batch: WG1632944-2 WG1632944-3								
4-Nitroaniline	67		85		51-143	24		30
Dibenzofuran	70		84		40-140	18		30
1,2,4,5-Tetrachlorobenzene	56		67		2-134	18		30
Acetophenone	65		77		39-129	17		30
2,4,6-Trichlorophenol	64		76		30-130	17		30
p-Chloro-m-cresol	67		82		23-97	20		30
2-Chlorophenol	65		71		27-123	9		30
2,4-Dichlorophenol	66		74		30-130	11		30
2,4-Dimethylphenol	64		58		30-130	10		30
2-Nitrophenol	67		78		30-130	15		30
4-Nitrophenol	60		84	Q	10-80	33	Q	30
2,4-Dinitrophenol	69		79		20-130	14		30
4,6-Dinitro-o-cresol	71		93		20-164	27		30
Phenol	48		47		12-110	2		30
2-Methylphenol	64		62		30-130	3		30
3-Methylphenol/4-Methylphenol	62		65		30-130	5		30
2,4,5-Trichlorophenol	64		79		30-130	21		30
Carbazole	73		91		55-144	22		30
Atrazine	57		78		40-140	31	Q	30
Benzaldehyde	67		75		40-140	11		30
Caprolactam	33		43		10-130	26		30
2,3,4,6-Tetrachlorophenol	62		82		40-140	28		30

Lab Control Sample Analysis

Batch Quality Control

Project Name: BATH SIGNIFY OFFSITE GW SAMPLI

Lab Number: L2221593

Project Number: 0127981-025

Report Date: 05/26/22

Parameter	<i>LCS</i> %Recovery	<i>Qual</i>	<i>LCSD</i> %Recovery	<i>Qual</i>	<i>%Recovery</i> Limits	<i>RPD</i>	<i>Qual</i>	<i>RPD</i> Limits
-----------	-------------------------	-------------	--------------------------	-------------	----------------------------	------------	-------------	----------------------

Semivolatile Organics by GC/MS - Westborough Lab Associated sample(s): 08-09 Batch: WG1632944-2 WG1632944-3

<i>Surrogate</i>	<i>LCS</i> %Recovery	<i>Qual</i>	<i>LCSD</i> %Recovery	<i>Qual</i>	<i>Acceptance</i> Criteria
2-Fluorophenol	61		58		21-120
Phenol-d6	47		45		10-120
Nitrobenzene-d5	66		74		23-120
2-Fluorobiphenyl	62		71		15-120
2,4,6-Tribromophenol	67		83		10-120
4-Terphenyl-d14	69		84		41-149

Lab Control Sample Analysis

Batch Quality Control

Project Name: BATH SIGNIFY OFFSITE GW SAMPLI

Lab Number: L2221593

Project Number: 0127981-025

Report Date: 05/26/22

Parameter	LCS %Recovery	Qual	LCSD %Recovery	Qual	%Recovery Limits	RPD	Qual	RPD Limits
Semivolatile Organics by GC/MS-SIM - Westborough Lab Associated sample(s): 08-09 Batch: WG1632945-2 WG1632945-3								
Acenaphthene	100		77		40-140	26		40
2-Chloronaphthalene	94		77		40-140	20		40
Fluoranthene	104		80		40-140	26		40
Hexachlorobutadiene	79		67		40-140	16		40
Naphthalene	124		88		40-140	34		40
Benzo(a)anthracene	104		79		40-140	27		40
Benzo(a)pyrene	97		74		40-140	27		40
Benzo(b)fluoranthene	116		92		40-140	23		40
Benzo(k)fluoranthene	114		85		40-140	29		40
Chrysene	106		83		40-140	24		40
Acenaphthylene	91		71		40-140	25		40
Anthracene	103		80		40-140	25		40
Benzo(ghi)perylene	97		75		40-140	26		40
Fluorene	104		81		40-140	25		40
Phenanthrene	105		81		40-140	26		40
Dibenzo(a,h)anthracene	106		81		40-140	27		40
Indeno(1,2,3-cd)pyrene	105		80		40-140	27		40
Pyrene	104		80		40-140	26		40
2-Methylnaphthalene	103		79		40-140	26		40
Pentachlorophenol	80		63		40-140	24		40
Hexachlorobenzene	106		85		40-140	22		40
Hexachloroethane	83		74		40-140	11		40

Lab Control Sample Analysis

Batch Quality Control

Project Name: BATH SIGNIFY OFFSITE GW SAMPLI

Lab Number: L2221593

Project Number: 0127981-025

Report Date: 05/26/22

Parameter	<i>LCS</i> %Recovery	<i>Qual</i>	<i>LCSD</i> %Recovery	<i>Qual</i>	<i>%Recovery</i> Limits	<i>RPD</i>	<i>Qual</i>	<i>RPD</i> Limits
-----------	-------------------------	-------------	--------------------------	-------------	----------------------------	------------	-------------	----------------------

Semivolatile Organics by GC/MS-SIM - Westborough Lab Associated sample(s): 08-09 Batch: WG1632945-2 WG1632945-3

<i>Surrogate</i>	<i>LCS</i> %Recovery	<i>Qual</i>	<i>LCSD</i> %Recovery	<i>Qual</i>	<i>Acceptance</i> <i>Criteria</i>
2-Fluorophenol	75		58		21-120
Phenol-d6	62		48		10-120
Nitrobenzene-d5	94		75		23-120
2-Fluorobiphenyl	84		69		15-120
2,4,6-Tribromophenol	121	Q	95		10-120
4-Terphenyl-d14	97		79		41-149

Lab Control Sample Analysis

Batch Quality Control

Project Name: BATH SIGNIFY OFFSITE GW SAMPLI

Lab Number: L2221593

Project Number: 0127981-025

Report Date: 05/26/22

Parameter	LCS	Qual	LCS	Qual	%Recovery	RPD	Qual	RPD
	%Recovery		%Recovery		Limits			Limits
Perfluorinated Alkyl Acids by Isotope Dilution - Mansfield Lab Associated sample(s): 05,07,09-10,12-13 Batch: WG1635192-2								
Perfluorobutanoic Acid (PFBA)	93		-		67-148	-		30
Perfluoropentanoic Acid (PFPeA)	92		-		63-161	-		30
Perfluorobutanesulfonic Acid (PFBS)	91		-		65-157	-		30
Perfluorohexanoic Acid (PFHxA)	93		-		69-168	-		30
Perfluoroheptanoic Acid (PFHpA)	90		-		58-159	-		30
Perfluorohexanesulfonic Acid (PFHxS)	103		-		69-177	-		30
Perfluorooctanoic Acid (PFOA)	95		-		63-159	-		30
1H,1H,2H,2H-Perfluorooctanesulfonic Acid (6:2FTS)	97		-		49-187	-		30
Perfluoroheptanesulfonic Acid (PFHpS)	96		-		61-179	-		30
Perfluorononanoic Acid (PFNA)	92		-		68-171	-		30
Perfluorooctanesulfonic Acid (PFOS)	96		-		52-151	-		30
Perfluorodecanoic Acid (PFDA)	91		-		63-171	-		30
1H,1H,2H,2H-Perfluorodecanesulfonic Acid (8:2FTS)	104		-		56-173	-		30
N-Methyl Perfluorooctanesulfonamidoacetic Acid (NMeFOSAA)	89		-		60-166	-		30
Perfluoroundecanoic Acid (PFUnA)	96		-		60-153	-		30
Perfluorodecanesulfonic Acid (PFDS)	93		-		38-156	-		30
Perfluorooctanesulfonamide (FOSA)	93		-		46-170	-		30
N-Ethyl Perfluorooctanesulfonamidoacetic Acid (NEtFOSAA)	103		-		45-170	-		30
Perfluorododecanoic Acid (PFDoA)	94		-		67-153	-		30
Perfluorotridecanoic Acid (PFTrDA)	101		-		48-158	-		30
Perfluorotetradecanoic Acid (PFTA)	99		-		59-182	-		30

Lab Control Sample Analysis

Batch Quality Control

Project Name: BATH SIGNIFY OFFSITE GW SAMPLI

Lab Number: L2221593

Project Number: 0127981-025

Report Date: 05/26/22

Parameter	LCS		LCSD		%Recovery		RPD	RPD	
	%Recovery	Qual	%Recovery	Qual	Limits			Qual	Limits
Perfluorinated Alkyl Acids by Isotope Dilution - Mansfield Lab Associated sample(s): 05,07,09-10,12-13 Batch: WG1635192-2									

Surrogate (Extracted Internal Standard)	LCS		LCSD		Acceptance Criteria
	%Recovery	Qual	%Recovery	Qual	
Perfluoro[13C4]Butanoic Acid (MPFBA)	91				58-132
Perfluoro[13C5]Pentanoic Acid (M5PFPEA)	103				62-163
Perfluoro[2,3,4-13C3]Butanesulfonic Acid (M3PFBS)	88				70-131
Perfluoro[1,2,3,4,6-13C5]Hexanoic Acid (M5PFHxA)	90				57-129
Perfluoro[1,2,3,4-13C4]Heptanoic Acid (M4PFHpA)	92				60-129
Perfluoro[1,2,3-13C3]Hexanesulfonic Acid (M3PFHxS)	87				71-134
Perfluoro[13C8]Octanoic Acid (M8PFOA)	89				62-129
1H,1H,2H,2H-Perfluoro[1,2-13C2]Octanesulfonic Acid (M2-6:2FTS)	95				14-147
Perfluoro[13C9]Nonanoic Acid (M9PFNA)	94				59-139
Perfluoro[13C8]Octanesulfonic Acid (M8PFOS)	89				69-131
Perfluoro[1,2,3,4,5,6-13C6]Decanoic Acid (M6PFDA)	92				62-124
1H,1H,2H,2H-Perfluoro[1,2-13C2]Decanesulfonic Acid (M2-8:2FTS)	103				10-162
N-Deuteriomethylperfluoro-1-octanesulfonamidoacetic Acid (d3-NMeFOSAA)	86				24-116
Perfluoro[1,2,3,4,5,6,7-13C7]Undecanoic Acid (M7-PFUDA)	97				55-137
Perfluoro[13C8]Octanesulfonamide (M8FOSA)	48				10-112
N-Deuterioethylperfluoro-1-octanesulfonamidoacetic Acid (d5-NEtFOSAA)	74				27-126
Perfluoro[1,2-13C2]Dodecanoic Acid (MPFDOA)	93				48-131
Perfluoro[1,2-13C2]Tetradecanoic Acid (M2PFTEDA)	86				22-136

Lab Control Sample Analysis

Batch Quality Control

Project Name: BATH SIGNIFY OFFSITE GW SAMPLI

Lab Number: L2221593

Project Number: 0127981-025

Report Date: 05/26/22

Parameter	LCS %Recovery	Qual	LCSD %Recovery	Qual	%Recovery Limits	RPD	Qual	RPD Limits
Perfluorinated Alkyl Acids by Isotope Dilution - Mansfield Lab Associated sample(s): 05,07,09-10,12-13 Batch: WG1635192-2								
Perfluorooctanesulfonamide (FOSA)	112		-		46-170	-		30

Surrogate (Extracted Internal Standard)	LCS %Recovery	Qual	LCSD %Recovery	Qual	Acceptance Criteria
Perfluoro[13C8]Octanesulfonamide (M8FOSA)	71				10-112

Matrix Spike Analysis

Batch Quality Control

Project Name: BATH SIGNIFY OFFSITE GW SAMPLI

Lab Number: L2221593

Project Number: 0127981-025

Report Date: 05/26/22

<i>Parameter</i>	<i>Native Sample</i>	<i>MS Added</i>	<i>MS Found</i>	<i>MS %Recovery</i>	<i>Qual</i>	<i>MSD Found</i>	<i>MSD %Recovery</i>	<i>Qual</i>	<i>Recovery Limits</i>	<i>RPD</i>	<i>Qual</i>	<i>RPD Limits</i>
Perfluorinated Alkyl Acids by Isotope Dilution - Mansfield Lab Associated sample(s): 05,07,09-10,12-13 QC Batch ID: WG1635192-3 WG1635192-4 QC Sample: L2222134-14 Client ID: MS Sample												
Perfluorobutanoic Acid (PFBA)	2.29	36.7	36.2	92		36.5	93		67-148	1		30
Perfluoropentanoic Acid (PFPeA)	4.02	36.7	37.9	92		38.6	94		63-161	2		30
Perfluorobutanesulfonic Acid (PFBS)	6.38	32.6	35.6	90		37.8	96		65-157	6		30
1H,1H,2H,2H-Perfluorohexanesulfonic Acid (4:2FTS)	ND	34.4	35.2	102		34.7	101		37-219	1		30
Perfluorohexanoic Acid (PFHxA)	3.58	36.7	36.7	90		37.7	93		69-168	3		30
Perfluoropentanesulfonic Acid (PFPeS)	ND	34.6	33.9	98		33.0	95		52-156	3		30
Perfluoroheptanoic Acid (PFHpA)	3.14	36.7	38.1	95		37.9	94		58-159	1		30
Perfluorohexanesulfonic Acid (PFHxS)	0.849JF	33.6	36.9	107		36.5	106		69-177	1		30
Perfluorooctanoic Acid (PFOA)	7.22	36.7	44.2	101		40.5	90		63-159	9		30
1H,1H,2H,2H-Perfluorooctanesulfonic Acid (6:2FTS)	ND	34.9	33.4	96		34.3	98		49-187	3		30
Perfluoroheptanesulfonic Acid (PFHpS)	ND	35	35.8	102		35.4	101		61-179	1		30
Perfluorononanoic Acid (PFNA)	1.32J	36.7	37.9	100		36.3	95		68-171	4		30
Perfluorooctanesulfonic Acid (PFOS)	8.62	34.1	43.3	102		43.0	101		52-151	1		30
Perfluorodecanoic Acid (PFDA)	0.387JF	36.7	35.7	96		33.7	90		63-171	6		30
1H,1H,2H,2H-Perfluorodecanesulfonic Acid (8:2FTS)	ND	35.2	36.1	102		39.4	112		56-173	9		30
Perfluorononanesulfonic Acid (PFNS)	ND	35.3	36.6	104		36.1	102		48-150	1		30
N-Methyl Perfluorooctanesulfonamidoacetic Acid (NMeFOSAA)	ND	36.7	43.0	117		37.2	101		60-166	14		30
Perfluoroundecanoic Acid (PFUnA)	ND	36.7	37.6	102		37.2	101		60-153	1		30
Perfluorodecanesulfonic Acid (PFDS)	ND	35.4	31.1	88		29.4	83		38-156	6		30
Perfluorooctanesulfonamide (FOSA)	ND	36.7	35.7	97		37.0F	101		46-170	4		30
N-Ethyl Perfluorooctanesulfonamidoacetic Acid (NEtFOSAA)	ND	36.7	40.4	110		36.1	98		45-170	11		30
Perfluorododecanoic Acid (PFDoA)	ND	36.7	36.6	100		32.2	88		67-153	13		30

Matrix Spike Analysis

Batch Quality Control

Project Name: BATH SIGNIFY OFFSITE GW SAMPLI
Project Number: 0127981-025

Lab Number: L2221593
Report Date: 05/26/22

Parameter	Native Sample	MS Added	MS Found	MS %Recovery	Qual	MSD Found	MSD %Recovery	Qual	Recovery Limits	RPD	Qual	RPD Limits
Perfluorinated Alkyl Acids by Isotope Dilution - Mansfield Lab Associated sample(s): 05,07,09-10,12-13 QC Batch ID: WG1635192-3 WG1635192-4 QC Sample: L2222134-14 Client ID: MS Sample												
Perfluorotridecanoic Acid (PFTrDA)	ND	36.7	35.2	96		32.4	88		48-158	8		30
Perfluorotetradecanoic Acid (PFTA)	ND	36.7	36.9	101		36.5	99		59-182	1		30

Surrogate (Extracted Internal Standard)	MS		MSD		Acceptance Criteria
	% Recovery	Qualifier	% Recovery	Qualifier	
1H,1H,2H,2H-Perfluoro[1,2-13C2]Decanesulfonic Acid (M2-8:2FTS)	105		95		10-162
1H,1H,2H,2H-Perfluoro[1,2-13C2]Hexanesulfonic Acid (M2-4:2FTS)	161	Q	157	Q	12-142
1H,1H,2H,2H-Perfluoro[1,2-13C2]Octanesulfonic Acid (M2-6:2FTS)	168	Q	159	Q	14-147
N-Deuterioethylperfluoro-1-octanesulfonamidoacetic Acid (d5-NEtFOSAA)	52		60		27-126
N-Deuteriomethylperfluoro-1-octanesulfonamidoacetic Acid (d3-NMeFOSAA)	51		61		24-116
Perfluoro[1,2,3,4,5,6,7-13C7]Undecanoic Acid (M7-PFUDA)	78		79		55-137
Perfluoro[1,2,3,4,5,6-13C6]Decanoic Acid (M6PFDA)	78		79		62-124
Perfluoro[1,2,3,4,6-13C5]Hexanoic Acid (M5PFHxA)	65		65		57-129
Perfluoro[1,2,3,4-13C4]Heptanoic Acid (M4PFHpA)	63		65		60-129
Perfluoro[1,2,3-13C3]Hexanesulfonic Acid (M3PFHxS)	85		83		71-134
Perfluoro[1,2-13C2]Dodecanoic Acid (MPFDOA)	69		77		48-131
Perfluoro[1,2-13C2]Tetradecanoic Acid (M2PFTEDA)	66		70		22-136
Perfluoro[13C4]Butanoic Acid (MPFBA)	81		81		58-132
Perfluoro[13C5]Pentanoic Acid (M5PFPEA)	98		98		62-163
Perfluoro[13C8]Octanesulfonamide (M8FOSA)	12		8	Q	10-112
Perfluoro[13C8]Octanesulfonic Acid (M8PFOS)	86		83		69-131
Perfluoro[13C8]Octanoic Acid (M8PFOA)	76		82		62-129
Perfluoro[13C9]Nonanoic Acid (M9PFNA)	80		80		59-139
Perfluoro[2,3,4-13C3]Butanesulfonic Acid (M3PFBS)	86		79		70-131

METALS

Project Name: BATH SIGNIFY OFFSITE GW SAMPLI

Lab Number: L2221593

Project Number: 0127981-025

Report Date: 05/26/22

SAMPLE RESULTS

Lab ID: L2221593-06

Date Collected: 04/25/22 11:15

Client ID: MW26B-042522-1115

Date Received: 04/26/22

Sample Location: Not Specified

Field Prep: Not Specified

Sample Depth:

Matrix: Water

Parameter	Result	Qualifier	Units	RL	MDL	Dilution Factor	Date Prepared	Date Analyzed	Prep Method	Analytical Method	Analyst
Total Metals - Mansfield Lab											
Aluminum, Total	3.76		mg/l	0.0100	0.00327	1	05/10/22 19:16	05/11/22 09:39	EPA 3005A	1,6020B	SV
Antimony, Total	ND		mg/l	0.00400	0.00042	1	05/10/22 19:16	05/11/22 09:39	EPA 3005A	1,6020B	SV
Arsenic, Total	0.00299		mg/l	0.00050	0.00016	1	05/10/22 19:16	05/11/22 09:39	EPA 3005A	1,6020B	SV
Barium, Total	0.06636		mg/l	0.00050	0.00017	1	05/10/22 19:16	05/11/22 09:39	EPA 3005A	1,6020B	SV
Beryllium, Total	0.00017	J	mg/l	0.00050	0.00010	1	05/10/22 19:16	05/11/22 09:39	EPA 3005A	1,6020B	SV
Cadmium, Total	0.00011	J	mg/l	0.00020	0.00005	1	05/10/22 19:16	05/11/22 09:39	EPA 3005A	1,6020B	SV
Calcium, Total	94.5		mg/l	0.100	0.0394	1	05/10/22 19:16	05/11/22 09:39	EPA 3005A	1,6020B	SV
Chromium, Total	0.00644		mg/l	0.00100	0.00017	1	05/10/22 19:16	05/11/22 09:39	EPA 3005A	1,6020B	SV
Cobalt, Total	0.00457		mg/l	0.00050	0.00016	1	05/10/22 19:16	05/11/22 09:39	EPA 3005A	1,6020B	SV
Copper, Total	0.01349		mg/l	0.00100	0.00038	1	05/10/22 19:16	05/11/22 09:39	EPA 3005A	1,6020B	SV
Iron, Total	8.71		mg/l	0.0500	0.0191	1	05/10/22 19:16	05/11/22 09:39	EPA 3005A	1,6020B	SV
Lead, Total	0.00571		mg/l	0.00100	0.00034	1	05/10/22 19:16	05/11/22 09:39	EPA 3005A	1,6020B	SV
Magnesium, Total	28.8		mg/l	0.0700	0.0242	1	05/10/22 19:16	05/11/22 09:39	EPA 3005A	1,6020B	SV
Manganese, Total	0.3044		mg/l	0.00100	0.00044	1	05/10/22 19:16	05/11/22 09:39	EPA 3005A	1,6020B	SV
Mercury, Total	ND		mg/l	0.00020	0.00009	1	05/10/22 22:22	05/11/22 08:28	EPA 7470A	1,7470A	DMB
Nickel, Total	0.01050		mg/l	0.00200	0.00055	1	05/10/22 19:16	05/11/22 09:39	EPA 3005A	1,6020B	SV
Potassium, Total	1.70		mg/l	0.100	0.0309	1	05/10/22 19:16	05/11/22 09:39	EPA 3005A	1,6020B	SV
Selenium, Total	ND		mg/l	0.00500	0.00173	1	05/10/22 19:16	05/11/22 09:39	EPA 3005A	1,6020B	SV
Silver, Total	ND		mg/l	0.00040	0.00016	1	05/10/22 19:16	05/11/22 09:39	EPA 3005A	1,6020B	SV
Sodium, Total	6.05		mg/l	0.100	0.0293	1	05/10/22 19:16	05/11/22 09:39	EPA 3005A	1,6020B	SV
Thallium, Total	0.00016	J	mg/l	0.00100	0.00014	1	05/10/22 19:16	05/11/22 09:39	EPA 3005A	1,6020B	SV
Vanadium, Total	0.00575		mg/l	0.00500	0.00157	1	05/10/22 19:16	05/11/22 09:39	EPA 3005A	1,6020B	SV
Zinc, Total	0.04546		mg/l	0.01000	0.00341	1	05/10/22 19:16	05/11/22 09:39	EPA 3005A	1,6020B	SV



Project Name: BATH SIGNIFY OFFSITE GW SAMPLI**Lab Number:** L2221593**Project Number:** 0127981-025**Report Date:** 05/26/22**SAMPLE RESULTS**

Lab ID: L2221593-08

Date Collected: 04/25/22 14:40

Client ID: MW25B-042522-1440

Date Received: 04/26/22

Sample Location: Not Specified

Field Prep: Not Specified

Sample Depth:

Matrix: Water

Parameter	Result	Qualifier	Units	RL	MDL	Dilution Factor	Date Prepared	Date Analyzed	Prep Method	Analytical Method	Analyst
Total Metals - Mansfield Lab											
Aluminum, Total	17.2		mg/l	0.0100	0.00327	1	05/10/22 19:16	05/11/22 09:43	EPA 3005A	1,6020B	SV
Antimony, Total	ND		mg/l	0.00400	0.00042	1	05/10/22 19:16	05/11/22 09:43	EPA 3005A	1,6020B	SV
Arsenic, Total	0.01366		mg/l	0.00050	0.00016	1	05/10/22 19:16	05/11/22 09:43	EPA 3005A	1,6020B	SV
Barium, Total	0.2001		mg/l	0.00050	0.00017	1	05/10/22 19:16	05/11/22 09:43	EPA 3005A	1,6020B	SV
Beryllium, Total	0.00058		mg/l	0.00050	0.00010	1	05/10/22 19:16	05/11/22 09:43	EPA 3005A	1,6020B	SV
Cadmium, Total	0.00034		mg/l	0.00020	0.00005	1	05/10/22 19:16	05/11/22 09:43	EPA 3005A	1,6020B	SV
Calcium, Total	74.1		mg/l	0.100	0.0394	1	05/10/22 19:16	05/11/22 09:43	EPA 3005A	1,6020B	SV
Chromium, Total	0.03500		mg/l	0.00100	0.00017	1	05/10/22 19:16	05/11/22 09:43	EPA 3005A	1,6020B	SV
Cobalt, Total	0.01696		mg/l	0.00050	0.00016	1	05/10/22 19:16	05/11/22 09:43	EPA 3005A	1,6020B	SV
Copper, Total	0.06363		mg/l	0.00100	0.00038	1	05/10/22 19:16	05/11/22 09:43	EPA 3005A	1,6020B	SV
Iron, Total	34.4		mg/l	0.0500	0.0191	1	05/10/22 19:16	05/11/22 09:43	EPA 3005A	1,6020B	SV
Lead, Total	0.01846		mg/l	0.00100	0.00034	1	05/10/22 19:16	05/11/22 09:43	EPA 3005A	1,6020B	SV
Magnesium, Total	28.1		mg/l	0.0700	0.0242	1	05/10/22 19:16	05/11/22 09:43	EPA 3005A	1,6020B	SV
Manganese, Total	0.9666		mg/l	0.00100	0.00044	1	05/10/22 19:16	05/11/22 09:43	EPA 3005A	1,6020B	SV
Mercury, Total	0.00011	J	mg/l	0.00020	0.00009	1	05/10/22 22:22	05/11/22 08:18	EPA 7470A	1,7470A	DMB
Nickel, Total	0.03589		mg/l	0.00200	0.00055	1	05/10/22 19:16	05/11/22 09:43	EPA 3005A	1,6020B	SV
Potassium, Total	138.		mg/l	0.100	0.0309	1	05/10/22 19:16	05/11/22 09:43	EPA 3005A	1,6020B	SV
Selenium, Total	0.00256	J	mg/l	0.00500	0.00173	1	05/10/22 19:16	05/11/22 09:43	EPA 3005A	1,6020B	SV
Silver, Total	0.00022	J	mg/l	0.00040	0.00016	1	05/10/22 19:16	05/11/22 09:43	EPA 3005A	1,6020B	SV
Sodium, Total	77.1		mg/l	0.100	0.0293	1	05/10/22 19:16	05/11/22 09:43	EPA 3005A	1,6020B	SV
Thallium, Total	0.00025	J	mg/l	0.00100	0.00014	1	05/10/22 19:16	05/11/22 09:43	EPA 3005A	1,6020B	SV
Vanadium, Total	0.03236		mg/l	0.00500	0.00157	1	05/10/22 19:16	05/11/22 09:43	EPA 3005A	1,6020B	SV
Zinc, Total	0.2076		mg/l	0.01000	0.00341	1	05/10/22 19:16	05/11/22 09:43	EPA 3005A	1,6020B	SV



Project Name: BATH SIGNIFY OFFSITE GW SAMPLI

Lab Number: L2221593

Project Number: 0127981-025

Report Date: 05/26/22

SAMPLE RESULTS

Lab ID: L2221593-09

Date Collected: 04/25/22 15:15

Client ID: MW23A-042522-1515

Date Received: 04/26/22

Sample Location: Not Specified

Field Prep: Not Specified

Sample Depth:

Matrix: Water

Parameter	Result	Qualifier	Units	RL	MDL	Dilution Factor	Date Prepared	Date Analyzed	Prep Method	Analytical Method	Analyst
Total Metals - Mansfield Lab											
Aluminum, Total	0.860		mg/l	0.0100	0.00327	1	05/10/22 19:16	05/11/22 09:48	EPA 3005A	1,6020B	SV
Antimony, Total	0.00044	J	mg/l	0.00400	0.00042	1	05/10/22 19:16	05/11/22 09:48	EPA 3005A	1,6020B	SV
Arsenic, Total	0.00096		mg/l	0.00050	0.00016	1	05/10/22 19:16	05/11/22 09:48	EPA 3005A	1,6020B	SV
Barium, Total	0.1186		mg/l	0.00050	0.00017	1	05/10/22 19:16	05/11/22 09:48	EPA 3005A	1,6020B	SV
Beryllium, Total	ND		mg/l	0.00050	0.00010	1	05/10/22 19:16	05/11/22 09:48	EPA 3005A	1,6020B	SV
Cadmium, Total	ND		mg/l	0.00020	0.00005	1	05/10/22 19:16	05/11/22 09:48	EPA 3005A	1,6020B	SV
Calcium, Total	111.		mg/l	0.100	0.0394	1	05/10/22 19:16	05/11/22 09:48	EPA 3005A	1,6020B	SV
Chromium, Total	0.00347		mg/l	0.00100	0.00017	1	05/10/22 19:16	05/11/22 09:48	EPA 3005A	1,6020B	SV
Cobalt, Total	0.00062		mg/l	0.00050	0.00016	1	05/10/22 19:16	05/11/22 09:48	EPA 3005A	1,6020B	SV
Copper, Total	0.00184		mg/l	0.00100	0.00038	1	05/10/22 19:16	05/11/22 09:48	EPA 3005A	1,6020B	SV
Iron, Total	1.36		mg/l	0.0500	0.0191	1	05/10/22 19:16	05/11/22 09:48	EPA 3005A	1,6020B	SV
Lead, Total	0.00115		mg/l	0.00100	0.00034	1	05/10/22 19:16	05/11/22 09:48	EPA 3005A	1,6020B	SV
Magnesium, Total	31.9		mg/l	0.0700	0.0242	1	05/10/22 19:16	05/11/22 09:48	EPA 3005A	1,6020B	SV
Manganese, Total	0.2149		mg/l	0.00100	0.00044	1	05/10/22 19:16	05/11/22 09:48	EPA 3005A	1,6020B	SV
Mercury, Total	0.00010	J	mg/l	0.00020	0.00009	1	05/10/22 22:22	05/11/22 08:31	EPA 7470A	1,7470A	DMB
Nickel, Total	0.00244		mg/l	0.00200	0.00055	1	05/10/22 19:16	05/11/22 09:48	EPA 3005A	1,6020B	SV
Potassium, Total	4.14		mg/l	0.100	0.0309	1	05/10/22 19:16	05/11/22 09:48	EPA 3005A	1,6020B	SV
Selenium, Total	ND		mg/l	0.00500	0.00173	1	05/10/22 19:16	05/11/22 09:48	EPA 3005A	1,6020B	SV
Silver, Total	ND		mg/l	0.00040	0.00016	1	05/10/22 19:16	05/11/22 09:48	EPA 3005A	1,6020B	SV
Sodium, Total	10.8		mg/l	0.100	0.0293	1	05/10/22 19:16	05/11/22 09:48	EPA 3005A	1,6020B	SV
Thallium, Total	ND		mg/l	0.00100	0.00014	1	05/10/22 19:16	05/11/22 09:48	EPA 3005A	1,6020B	SV
Vanadium, Total	0.00173	J	mg/l	0.00500	0.00157	1	05/10/22 19:16	05/11/22 09:48	EPA 3005A	1,6020B	SV
Zinc, Total	0.01148		mg/l	0.01000	0.00341	1	05/10/22 19:16	05/11/22 09:48	EPA 3005A	1,6020B	SV



Project Name: BATH SIGNIFY OFFSITE GW SAMPLI

Lab Number: L2221593

Project Number: 0127981-025

Report Date: 05/26/22

SAMPLE RESULTS

Lab ID: L2221593-11
 Client ID: 4125-042522-0002
 Sample Location: Not Specified

Date Collected: 04/25/22 00:00
 Date Received: 04/26/22
 Field Prep: Not Specified

Sample Depth:
 Matrix: Water

Parameter	Result	Qualifier	Units	RL	MDL	Dilution Factor	Date Prepared	Date Analyzed	Prep Method	Analytical Method	Analyst
Total Metals - Mansfield Lab											
Aluminum, Total	3.62		mg/l	0.0100	0.00327	1	05/10/22 19:16	05/11/22 09:53	EPA 3005A	1,6020B	SV
Antimony, Total	ND		mg/l	0.00400	0.00042	1	05/10/22 19:16	05/11/22 09:53	EPA 3005A	1,6020B	SV
Arsenic, Total	0.00256		mg/l	0.00050	0.00016	1	05/10/22 19:16	05/11/22 09:53	EPA 3005A	1,6020B	SV
Barium, Total	0.06716		mg/l	0.00050	0.00017	1	05/10/22 19:16	05/11/22 09:53	EPA 3005A	1,6020B	SV
Beryllium, Total	0.00016	J	mg/l	0.00050	0.00010	1	05/10/22 19:16	05/11/22 09:53	EPA 3005A	1,6020B	SV
Cadmium, Total	0.00009	J	mg/l	0.00020	0.00005	1	05/10/22 19:16	05/11/22 09:53	EPA 3005A	1,6020B	SV
Calcium, Total	94.1		mg/l	0.100	0.0394	1	05/10/22 19:16	05/11/22 09:53	EPA 3005A	1,6020B	SV
Chromium, Total	0.00613		mg/l	0.00100	0.00017	1	05/10/22 19:16	05/11/22 09:53	EPA 3005A	1,6020B	SV
Cobalt, Total	0.00415		mg/l	0.00050	0.00016	1	05/10/22 19:16	05/11/22 09:53	EPA 3005A	1,6020B	SV
Copper, Total	0.01236		mg/l	0.00100	0.00038	1	05/10/22 19:16	05/11/22 09:53	EPA 3005A	1,6020B	SV
Iron, Total	7.77		mg/l	0.0500	0.0191	1	05/10/22 19:16	05/11/22 09:53	EPA 3005A	1,6020B	SV
Lead, Total	0.00532		mg/l	0.00100	0.00034	1	05/10/22 19:16	05/11/22 09:53	EPA 3005A	1,6020B	SV
Magnesium, Total	28.1		mg/l	0.0700	0.0242	1	05/10/22 19:16	05/11/22 09:53	EPA 3005A	1,6020B	SV
Manganese, Total	0.2769		mg/l	0.00100	0.00044	1	05/10/22 19:16	05/11/22 09:53	EPA 3005A	1,6020B	SV
Mercury, Total	0.00012	J	mg/l	0.00020	0.00009	1	05/10/22 22:22	05/11/22 08:34	EPA 7470A	1,7470A	DMB
Nickel, Total	0.00975		mg/l	0.00200	0.00055	1	05/10/22 19:16	05/11/22 09:53	EPA 3005A	1,6020B	SV
Potassium, Total	1.66		mg/l	0.100	0.0309	1	05/10/22 19:16	05/11/22 09:53	EPA 3005A	1,6020B	SV
Selenium, Total	ND		mg/l	0.00500	0.00173	1	05/10/22 19:16	05/11/22 09:53	EPA 3005A	1,6020B	SV
Silver, Total	ND		mg/l	0.00040	0.00016	1	05/10/22 19:16	05/11/22 09:53	EPA 3005A	1,6020B	SV
Sodium, Total	6.10		mg/l	0.100	0.0293	1	05/10/22 19:16	05/11/22 09:53	EPA 3005A	1,6020B	SV
Thallium, Total	ND		mg/l	0.00100	0.00014	1	05/10/22 19:16	05/11/22 09:53	EPA 3005A	1,6020B	SV
Vanadium, Total	0.00573		mg/l	0.00500	0.00157	1	05/10/22 19:16	05/11/22 09:53	EPA 3005A	1,6020B	SV
Zinc, Total	0.04200		mg/l	0.01000	0.00341	1	05/10/22 19:16	05/11/22 09:53	EPA 3005A	1,6020B	SV



Project Name: BATH SIGNIFY OFFSITE GW SAMPLI**Lab Number:** L2221593**Project Number:** 0127981-025**Report Date:** 05/26/22**SAMPLE RESULTS**

Lab ID: L2221593-12

Date Collected: 04/25/22 00:00

Client ID: 4125-042522-0003

Date Received: 04/26/22

Sample Location: Not Specified

Field Prep: Not Specified

Sample Depth:

Matrix: Water

Parameter	Result	Qualifier	Units	RL	MDL	Dilution Factor	Date Prepared	Date Analyzed	Prep Method	Analytical Method	Analyst
Total Metals - Mansfield Lab											
Aluminum, Total	0.00348	J	mg/l	0.0100	0.00327	1	05/10/22 19:16	05/11/22 09:58	EPA 3005A	1,6020B	SV
Antimony, Total	ND		mg/l	0.00400	0.00042	1	05/10/22 19:16	05/11/22 09:58	EPA 3005A	1,6020B	SV
Arsenic, Total	ND		mg/l	0.00050	0.00016	1	05/10/22 19:16	05/11/22 09:58	EPA 3005A	1,6020B	SV
Barium, Total	ND		mg/l	0.00050	0.00017	1	05/10/22 19:16	05/11/22 09:58	EPA 3005A	1,6020B	SV
Beryllium, Total	ND		mg/l	0.00050	0.00010	1	05/10/22 19:16	05/11/22 09:58	EPA 3005A	1,6020B	SV
Cadmium, Total	ND		mg/l	0.00020	0.00005	1	05/10/22 19:16	05/11/22 09:58	EPA 3005A	1,6020B	SV
Calcium, Total	ND		mg/l	0.100	0.0394	1	05/10/22 19:16	05/11/22 09:58	EPA 3005A	1,6020B	SV
Chromium, Total	ND		mg/l	0.00100	0.00017	1	05/10/22 19:16	05/11/22 09:58	EPA 3005A	1,6020B	SV
Cobalt, Total	ND		mg/l	0.00050	0.00016	1	05/10/22 19:16	05/11/22 09:58	EPA 3005A	1,6020B	SV
Copper, Total	ND		mg/l	0.00100	0.00038	1	05/10/22 19:16	05/11/22 09:58	EPA 3005A	1,6020B	SV
Iron, Total	0.0326	J	mg/l	0.0500	0.0191	1	05/10/22 19:16	05/11/22 09:58	EPA 3005A	1,6020B	SV
Lead, Total	ND		mg/l	0.00100	0.00034	1	05/10/22 19:16	05/11/22 09:58	EPA 3005A	1,6020B	SV
Magnesium, Total	ND		mg/l	0.0700	0.0242	1	05/10/22 19:16	05/11/22 09:58	EPA 3005A	1,6020B	SV
Manganese, Total	ND		mg/l	0.00100	0.00044	1	05/10/22 19:16	05/11/22 09:58	EPA 3005A	1,6020B	SV
Mercury, Total	0.00016	J	mg/l	0.00020	0.00009	1	05/10/22 22:22	05/11/22 08:45	EPA 7470A	1,7470A	DMB
Nickel, Total	ND		mg/l	0.00200	0.00055	1	05/10/22 19:16	05/11/22 09:58	EPA 3005A	1,6020B	SV
Potassium, Total	ND		mg/l	0.100	0.0309	1	05/10/22 19:16	05/11/22 09:58	EPA 3005A	1,6020B	SV
Selenium, Total	ND		mg/l	0.00500	0.00173	1	05/10/22 19:16	05/11/22 09:58	EPA 3005A	1,6020B	SV
Silver, Total	ND		mg/l	0.00040	0.00016	1	05/10/22 19:16	05/11/22 09:58	EPA 3005A	1,6020B	SV
Sodium, Total	ND		mg/l	0.100	0.0293	1	05/10/22 19:16	05/11/22 09:58	EPA 3005A	1,6020B	SV
Thallium, Total	ND		mg/l	0.00100	0.00014	1	05/10/22 19:16	05/11/22 09:58	EPA 3005A	1,6020B	SV
Vanadium, Total	ND		mg/l	0.00500	0.00157	1	05/10/22 19:16	05/11/22 09:58	EPA 3005A	1,6020B	SV
Zinc, Total	ND		mg/l	0.01000	0.00341	1	05/10/22 19:16	05/11/22 09:58	EPA 3005A	1,6020B	SV



Project Name: BATH SIGNIFY OFFSITE GW SAMPLI
Project Number: 0127981-025

Lab Number: L2221593
Report Date: 05/26/22

Method Blank Analysis Batch Quality Control

Parameter	Result	Qualifier	Units	RL	MDL	Dilution Factor	Date Prepared	Date Analyzed	Analytical Method	Analyst
Total Metals - Mansfield Lab for sample(s): 06,08-09,11-12 Batch: WG1636741-1										
Mercury, Total	0.00009	J	mg/l	0.00020	0.00009	1	05/10/22 22:22	05/11/22 08:11	1,7470A	DMB

Prep Information

Digestion Method: EPA 7470A

Parameter	Result	Qualifier	Units	RL	MDL	Dilution Factor	Date Prepared	Date Analyzed	Analytical Method	Analyst
Total Metals - Mansfield Lab for sample(s): 06,08-09,11-12 Batch: WG1636764-1										
Aluminum, Total	ND		mg/l	0.0100	0.00327	1	05/10/22 19:16	05/11/22 08:19	1,6020B	SV
Antimony, Total	ND		mg/l	0.00400	0.00042	1	05/10/22 19:16	05/11/22 08:19	1,6020B	SV
Arsenic, Total	ND		mg/l	0.00050	0.00016	1	05/10/22 19:16	05/11/22 08:19	1,6020B	SV
Barium, Total	ND		mg/l	0.00050	0.00017	1	05/10/22 19:16	05/11/22 08:19	1,6020B	SV
Beryllium, Total	ND		mg/l	0.00050	0.00010	1	05/10/22 19:16	05/11/22 08:19	1,6020B	SV
Cadmium, Total	ND		mg/l	0.00020	0.00005	1	05/10/22 19:16	05/11/22 08:19	1,6020B	SV
Calcium, Total	ND		mg/l	0.100	0.0394	1	05/10/22 19:16	05/11/22 08:19	1,6020B	SV
Chromium, Total	ND		mg/l	0.00100	0.00017	1	05/10/22 19:16	05/11/22 08:19	1,6020B	SV
Cobalt, Total	ND		mg/l	0.00050	0.00016	1	05/10/22 19:16	05/11/22 08:19	1,6020B	SV
Copper, Total	ND		mg/l	0.00100	0.00038	1	05/10/22 19:16	05/11/22 08:19	1,6020B	SV
Iron, Total	ND		mg/l	0.0500	0.0191	1	05/10/22 19:16	05/11/22 08:19	1,6020B	SV
Lead, Total	ND		mg/l	0.00100	0.00034	1	05/10/22 19:16	05/11/22 08:19	1,6020B	SV
Magnesium, Total	ND		mg/l	0.0700	0.0242	1	05/10/22 19:16	05/11/22 08:19	1,6020B	SV
Manganese, Total	ND		mg/l	0.00100	0.00044	1	05/10/22 19:16	05/11/22 08:19	1,6020B	SV
Nickel, Total	ND		mg/l	0.00200	0.00055	1	05/10/22 19:16	05/11/22 08:19	1,6020B	SV
Potassium, Total	ND		mg/l	0.100	0.0309	1	05/10/22 19:16	05/11/22 08:19	1,6020B	SV
Selenium, Total	ND		mg/l	0.00500	0.00173	1	05/10/22 19:16	05/11/22 08:19	1,6020B	SV
Silver, Total	ND		mg/l	0.00040	0.00016	1	05/10/22 19:16	05/11/22 08:19	1,6020B	SV
Sodium, Total	ND		mg/l	0.100	0.0293	1	05/10/22 19:16	05/11/22 08:19	1,6020B	SV
Thallium, Total	0.00019	J	mg/l	0.00100	0.00014	1	05/10/22 19:16	05/11/22 08:19	1,6020B	SV
Vanadium, Total	ND		mg/l	0.00500	0.00157	1	05/10/22 19:16	05/11/22 08:19	1,6020B	SV
Zinc, Total	ND		mg/l	0.01000	0.00341	1	05/10/22 19:16	05/11/22 08:19	1,6020B	SV



Project Name: BATH SIGNIFY OFFSITE GW SAMPLI

Lab Number: L2221593

Project Number: 0127981-025

Report Date: 05/26/22

Method Blank Analysis Batch Quality Control

Prep Information

Digestion Method: EPA 3005A

Lab Control Sample Analysis**Batch Quality Control****Project Name:** BATH SIGNIFY OFFSITE GW SAMPLI**Lab Number:** L2221593**Project Number:** 0127981-025**Report Date:** 05/26/22

Parameter	LCS %Recovery	Qual	LCSD %Recovery	Qual	%Recovery Limits	RPD	Qual	RPD Limits
Total Metals - Mansfield Lab Associated sample(s): 06,08-09,11-12 Batch: WG1636741-2								
Mercury, Total	96		-		80-120	-		

Lab Control Sample Analysis

Batch Quality Control

Project Name: BATH SIGNIFY OFFSITE GW SAMPLI

Lab Number: L2221593

Project Number: 0127981-025

Report Date: 05/26/22

Parameter	LCS %Recovery	LCSD %Recovery	%Recovery Limits	RPD	RPD Limits
Total Metals - Mansfield Lab Associated sample(s): 06,08-09,11-12 Batch: WG1636764-2					
Aluminum, Total	103	-	80-120	-	
Antimony, Total	93	-	80-120	-	
Arsenic, Total	104	-	80-120	-	
Barium, Total	101	-	80-120	-	
Beryllium, Total	111	-	80-120	-	
Cadmium, Total	102	-	80-120	-	
Calcium, Total	94	-	80-120	-	
Chromium, Total	98	-	80-120	-	
Cobalt, Total	94	-	80-120	-	
Copper, Total	94	-	80-120	-	
Iron, Total	108	-	80-120	-	
Lead, Total	105	-	80-120	-	
Magnesium, Total	105	-	80-120	-	
Manganese, Total	101	-	80-120	-	
Nickel, Total	96	-	80-120	-	
Potassium, Total	103	-	80-120	-	
Selenium, Total	108	-	80-120	-	
Silver, Total	93	-	80-120	-	
Sodium, Total	99	-	80-120	-	
Thallium, Total	101	-	80-120	-	
Vanadium, Total	100	-	80-120	-	

Lab Control Sample Analysis

Batch Quality Control

Project Name: BATH SIGNIFY OFFSITE GW SAMPLI

Lab Number: L2221593

Project Number: 0127981-025

Report Date: 05/26/22

Parameter	LCS %Recovery	LCSD %Recovery	%Recovery Limits	RPD	RPD Limits
Total Metals - Mansfield Lab Associated sample(s): 06,08-09,11-12 Batch: WG1636764-2					
Zinc, Total	98	-	80-120	-	

Matrix Spike Analysis
Batch Quality Control

Project Name: BATH SIGNIFY OFFSITE GW SAMPLI
Project Number: 0127981-025

Lab Number: L2221593
Report Date: 05/26/22

<u>Parameter</u>	<u>Native Sample</u>	<u>MS Added</u>	<u>MS Found</u>	<u>MS %Recovery</u>	<u>MSD Qual</u>	<u>MSD Found</u>	<u>MSD %Recovery</u>	<u>MSD Qual</u>	<u>Recovery Limits</u>	<u>RPD</u>	<u>RPD Qual</u>	<u>RPD Limits</u>
Total Metals - Mansfield Lab Associated sample(s): 06,08-09,11-12 QC Batch ID: WG1636741-3 QC Sample: L2221593-08 Client ID: MW25B-042522-1440												
Mercury, Total	0.00011J	0.005	0.00436	87	-	-	-	-	75-125	-	-	20

Matrix Spike Analysis Batch Quality Control

Project Name: BATH SIGNIFY OFFSITE GW SAMPLI
Project Number: 0127981-025

Lab Number: L2221593
Report Date: 05/26/22

Parameter	Native Sample	MS Added	MS Found	MS %Recovery	MSD Found	MSD %Recovery	Recovery Limits	RPD	RPD Limits
Total Metals - Mansfield Lab Associated sample(s): 06,08-09,11-12 QC Batch ID: WG1636764-3 QC Sample: L2221886-01 Client ID: MS Sample									
Aluminum, Total	0.060	2	2.18	106	-	-	75-125	-	20
Antimony, Total	0.0010J	0.5	0.4502	90	-	-	75-125	-	20
Arsenic, Total	0.00184	0.12	0.1177	96	-	-	75-125	-	20
Barium, Total	0.0041	2	2.011	100	-	-	75-125	-	20
Beryllium, Total	ND	0.05	0.05321	106	-	-	75-125	-	20
Cadmium, Total	ND	0.053	0.05385	102	-	-	75-125	-	20
Calcium, Total	10.1	10	20.0	99	-	-	75-125	-	20
Chromium, Total	0.0007J	0.2	0.1989	99	-	-	75-125	-	20
Cobalt, Total	ND	0.5	0.4795	96	-	-	75-125	-	20
Copper, Total	0.0020	0.25	0.2419	96	-	-	75-125	-	20
Iron, Total	0.399	1	1.48	108	-	-	75-125	-	20
Lead, Total	0.0004J	0.53	0.5540	104	-	-	75-125	-	20
Magnesium, Total	0.990	10	11.8	108	-	-	75-125	-	20
Manganese, Total	0.0542	0.5	0.5658	102	-	-	75-125	-	20
Nickel, Total	ND	0.5	0.4831	97	-	-	75-125	-	20
Potassium, Total	1.53	10	12.2	107	-	-	75-125	-	20
Selenium, Total	ND	0.12	0.136	113	-	-	75-125	-	20
Silver, Total	ND	0.05	0.04632	93	-	-	75-125	-	20
Sodium, Total	15.0	10	24.0	90	-	-	75-125	-	20
Thallium, Total	0.0003J	0.12	0.1222	102	-	-	75-125	-	20
Vanadium, Total	ND	0.5	0.5052	101	-	-	75-125	-	20

Matrix Spike Analysis Batch Quality Control

Project Name: BATH SIGNIFY OFFSITE GW SAMPLI
Project Number: 0127981-025

Lab Number: L2221593
Report Date: 05/26/22

Parameter	Native Sample	MS Added	MS Found	MS %Recovery	MSD Found	MSD %Recovery	Recovery Limits	RPD	RPD Limits
Total Metals - Mansfield Lab Associated sample(s): 06,08-09,11-12 QC Batch ID: WG1636764-3 QC Sample: L2221886-01 Client ID: MS Sample									
Zinc, Total	0.02707	0.5	0.5356	102	-	-	75-125	-	20

Lab Duplicate Analysis *Batch Quality Control*

Project Name: BATH SIGNIFY OFFSITE GW SAMPLI
Project Number: 0127981-025

Lab Number: L2221593
Report Date: 05/26/22

Parameter	Native Sample	Duplicate Sample	Units	RPD	Qual	RPD Limits
Total Metals - Mansfield Lab Associated sample(s): 06,08-09,11-12 QC Batch ID: WG1636741-4 QC Sample: L2221593-08 Client ID: MW25B-042522-1440						
Mercury, Total	0.00011J	0.00010J	mg/l	NC		20
Total Metals - Mansfield Lab Associated sample(s): 06,08-09,11-12 QC Batch ID: WG1636764-4 QC Sample: L2221886-01 Client ID: DUP Sample						
Arsenic, Total	0.00184	0.00175	mg/l	5		20
Zinc, Total	0.02707	0.02763	mg/l	2		20



Project Name: BATH SIGNIFY OFFSITE GW SAMPLI**Lab Number:** L2221593**Project Number:** 0127981-025**Report Date:** 05/26/22**Sample Receipt and Container Information**

Were project specific reporting limits specified?

YES

Cooler Information

Cooler	Custody Seal
A	Absent

Container Information

Container ID	Container Type	Cooler	Initial pH	Final pH	Temp deg C	Pres	Seal	Frozen Date/Time	Analysis(*)
L2221593-01A	Vial HCl preserved	A	NA		3.5	Y	Absent		NYTCL-8260-R2(14)
L2221593-01B	Vial HCl preserved	A	NA		3.5	Y	Absent		NYTCL-8260-R2(14)
L2221593-02A	Vial HCl preserved	A	NA		3.5	Y	Absent		NYTCL-8260-R2(14)
L2221593-02B	Vial HCl preserved	A	NA		3.5	Y	Absent		NYTCL-8260-R2(14)
L2221593-02C	Vial HCl preserved	A	NA		3.5	Y	Absent		NYTCL-8260-R2(14)
L2221593-03A	Vial HCl preserved	A	NA		3.5	Y	Absent		NYTCL-8260-R2(14)
L2221593-03B	Vial HCl preserved	A	NA		3.5	Y	Absent		NYTCL-8260-R2(14)
L2221593-03C	Vial HCl preserved	A	NA		3.5	Y	Absent		NYTCL-8260-R2(14)
L2221593-04A	Vial HCl preserved	A	NA		3.5	Y	Absent		NYTCL-8260-R2(14)
L2221593-04B	Vial HCl preserved	A	NA		3.5	Y	Absent		NYTCL-8260-R2(14)
L2221593-04C	Vial HCl preserved	A	NA		3.5	Y	Absent		NYTCL-8260-R2(14)
L2221593-05A	Plastic 250ml unpreserved	A	NA		3.5	Y	Absent		A2-NY-537-ISOTOPE(14)
L2221593-05B	Plastic 250ml unpreserved	A	NA		3.5	Y	Absent		A2-NY-537-ISOTOPE(14)
L2221593-06A	Vial HCl preserved	A	NA		3.5	Y	Absent		NYTCL-8260-R2(14)
L2221593-06B	Vial HCl preserved	A	NA		3.5	Y	Absent		NYTCL-8260-R2(14)
L2221593-06C	Vial HCl preserved	A	NA		3.5	Y	Absent		NYTCL-8260-R2(14)
L2221593-06D	Plastic 250ml HNO3 preserved	A	<2	<2	3.5	Y	Absent		FE-6020T(180),TL-6020T(180),SE-6020T(180),BA-6020T(180),CA-6020T(180),K-6020T(180),NI-6020T(180),CR-6020T(180),NA-6020T(180),ZN-6020T(180),CU-6020T(180),PB-6020T(180),MN-6020T(180),BE-6020T(180),V-6020T(180),AS-6020T(180),SB-6020T(180),MG-6020T(180),AL-6020T(180),CD-6020T(180),AG-6020T(180),HG-T(28),CO-6020T(180)
L2221593-06E	Amber 250ml unpreserved	A	7	7	3.5	Y	Absent		NYTCL-8270-SIM-LVI(7),NYTCL-8270-LVI(7)
L2221593-06F	Amber 250ml unpreserved	A	7	7	3.5	Y	Absent		NYTCL-8270-SIM-LVI(7),NYTCL-8270-LVI(7)

Project Name: BATH SIGNIFY OFFSITE GW SAMPLI

Lab Number: L2221593

Project Number: 0127981-025

Report Date: 05/26/22

Container Information

Container ID	Container Type	Cooler	Initial pH	Final pH	Temp deg C	Pres	Seal	Frozen Date/Time	Analysis(*)
L2221593-06G	Amber 250ml unpreserved	A	7	7	3.5	Y	Absent		A2-1,4-DIOXANE-SIM(7)
L2221593-06H	Amber 250ml unpreserved	A	7	7	3.5	Y	Absent		A2-1,4-DIOXANE-SIM(7)
L2221593-07A	Plastic 250ml unpreserved	A	NA		3.5	Y	Absent		A2-NY-537-ISOTOPE(14)
L2221593-07B	Plastic 250ml unpreserved	A	NA		3.5	Y	Absent		A2-NY-537-ISOTOPE(14)
L2221593-08A	Vial HCl preserved	A	NA		3.5	Y	Absent		NYTCL-8260-R2(14)
L2221593-08B	Vial HCl preserved	A	NA		3.5	Y	Absent		NYTCL-8260-R2(14)
L2221593-08C	Vial HCl preserved	A	NA		3.5	Y	Absent		NYTCL-8260-R2(14)
L2221593-08D	Plastic 250ml HNO3 preserved	A	<2	<2	3.5	Y	Absent		TL-6020T(180),BA-6020T(180),SE-6020T(180),FE-6020T(180),CA-6020T(180),K-6020T(180),NI-6020T(180),CR-6020T(180),ZN-6020T(180),NA-6020T(180),CU-6020T(180),PB-6020T(180),BE-6020T(180),MN-6020T(180),AS-6020T(180),V-6020T(180),SB-6020T(180),MG-6020T(180),AL-6020T(180),CD-6020T(180),HG-T(28),AG-6020T(180),CO-6020T(180)
L2221593-08E	Amber 250ml unpreserved	A	10	10	3.5	Y	Absent		NYTCL-8270-SIM-LVI(7),NYTCL-8270-LVI(7)
L2221593-08F	Amber 250ml unpreserved	A	10	10	3.5	Y	Absent		NYTCL-8270-SIM-LVI(7),NYTCL-8270-LVI(7)
L2221593-08G	Amber 250ml unpreserved	A	10	10	3.5	Y	Absent		A2-1,4-DIOXANE-SIM(7)
L2221593-08H	Amber 250ml unpreserved	A	10	10	3.5	Y	Absent		A2-1,4-DIOXANE-SIM(7)
L2221593-09A	Vial HCl preserved	A	NA		3.5	Y	Absent		NYTCL-8260-R2(14)
L2221593-09B	Vial HCl preserved	A	NA		3.5	Y	Absent		NYTCL-8260-R2(14)
L2221593-09C	Vial HCl preserved	A	NA		3.5	Y	Absent		NYTCL-8260-R2(14)
L2221593-09D	Plastic 250ml HNO3 preserved	A	<2	<2	3.5	Y	Absent		SE-6020T(180),FE-6020T(180),BA-6020T(180),TL-6020T(180),K-6020T(180),NI-6020T(180),CR-6020T(180),CA-6020T(180),NA-6020T(180),ZN-6020T(180),CU-6020T(180),PB-6020T(180),MN-6020T(180),BE-6020T(180),AS-6020T(180),SB-6020T(180),V-6020T(180),HG-T(28),MG-6020T(180),AG-6020T(180),AL-6020T(180),CD-6020T(180),CO-6020T(180)
L2221593-09E	Plastic 250ml unpreserved	A	NA		3.5	Y	Absent		A2-NY-537-ISOTOPE(14)
L2221593-09F	Plastic 250ml unpreserved	A	NA		3.5	Y	Absent		A2-NY-537-ISOTOPE(14)
L2221593-09G	Amber 250ml unpreserved	A	7	7	3.5	Y	Absent		NYTCL-8270-SIM-LVI(7),NYTCL-8270-LVI(7)

Project Name: BATH SIGNIFY OFFSITE GW SAMPLI**Lab Number:** L2221593**Project Number:** 0127981-025**Report Date:** 05/26/22**Container Information**

Container ID	Container Type	Cooler	Initial pH	Final pH	Temp deg C	Pres	Seal	Frozen Date/Time	Analysis(*)
L2221593-09H	Amber 250ml unpreserved	A	7	7	3.5	Y	Absent		NYTCL-8270-SIM-LVI(7),NYTCL-8270-LVI(7)
L2221593-09I	Amber 250ml unpreserved	A	7	7	3.5	Y	Absent		A2-1,4-DIOXANE-SIM(7)
L2221593-09J	Amber 250ml unpreserved	A	7	7	3.5	Y	Absent		A2-1,4-DIOXANE-SIM(7)
L2221593-10A	Plastic 250ml unpreserved	A	NA		3.5	Y	Absent		A2-NY-537-ISOTOPE(14)
L2221593-10B	Plastic 250ml unpreserved	A	NA		3.5	Y	Absent		A2-NY-537-ISOTOPE(14)
L2221593-11A	Vial HCl preserved	A	NA		3.5	Y	Absent		NYTCL-8260-R2(14)
L2221593-11B	Vial HCl preserved	A	NA		3.5	Y	Absent		NYTCL-8260-R2(14)
L2221593-11C	Vial HCl preserved	A	NA		3.5	Y	Absent		NYTCL-8260-R2(14)
L2221593-11D	Plastic 250ml HNO3 preserved	A	<2	<2	3.5	Y	Absent		BA-6020T(180),TL-6020T(180),SE-6020T(180),FE-6020T(180),K-6020T(180),NI-6020T(180),CA-6020T(180),CR-6020T(180),ZN-6020T(180),CU-6020T(180),NA-6020T(180),PB-6020T(180),BE-6020T(180),MN-6020T(180),SB-6020T(180),AS-6020T(180),V-6020T(180),CD-6020T(180),AL-6020T(180),MG-6020T(180),AG-6020T(180),HG-T(28),CO-6020T(180)
L2221593-11E	Amber 250ml unpreserved	A	7	7	3.5	Y	Absent		NYTCL-8270-SIM-LVI(7),NYTCL-8270-LVI(7)
L2221593-11F	Amber 250ml unpreserved	A	7	7	3.5	Y	Absent		NYTCL-8270-SIM-LVI(7),NYTCL-8270-LVI(7)
L2221593-11G	Amber 250ml unpreserved	A	7	7	3.5	Y	Absent		A2-1,4-DIOXANE-SIM(7)
L2221593-11H	Amber 250ml unpreserved	A	7	7	3.5	Y	Absent		A2-1,4-DIOXANE-SIM(7)
L2221593-12A	Vial HCl preserved	A	NA		3.5	Y	Absent		NYTCL-8260-R2(14)
L2221593-12B	Vial HCl preserved	A	NA		3.5	Y	Absent		NYTCL-8260-R2(14)
L2221593-12C	Vial HCl preserved	A	NA		3.5	Y	Absent		NYTCL-8260-R2(14)
L2221593-12D	Plastic 250ml HNO3 preserved	A	<2	<2	3.5	Y	Absent		FE-6020T(180),SE-6020T(180),TL-6020T(180),BA-6020T(180),CR-6020T(180),NI-6020T(180),CA-6020T(180),K-6020T(180),ZN-6020T(180),NA-6020T(180),CU-6020T(180),PB-6020T(180),BE-6020T(180),MN-6020T(180),SB-6020T(180),V-6020T(180),AS-6020T(180),CD-6020T(180),MG-6020T(180),HG-T(28),AG-6020T(180),AL-6020T(180),CO-6020T(180)
L2221593-12E	Plastic 250ml unpreserved	A	NA		3.5	Y	Absent		A2-NY-537-ISOTOPE(14)
L2221593-12F	Plastic 250ml unpreserved	A	NA		3.5	Y	Absent		A2-NY-537-ISOTOPE(14)
L2221593-12G	Amber 250ml unpreserved	A	7	7	3.5	Y	Absent		NYTCL-8270-SIM-LVI(7),NYTCL-8270-LVI(7)

Project Name: BATH SIGNIFY OFFSITE GW SAMPLI**Lab Number:** L2221593**Project Number:** 0127981-025**Report Date:** 05/26/22**Container Information**

Container ID	Container Type	Cooler	Initial pH	Final pH	Temp deg C	Pres	Seal	Frozen Date/Time	Analysis(*)
L2221593-12H	Amber 250ml unpreserved	A	7	7	3.5	Y	Absent		NYTCL-8270-SIM-LVI(7),NYTCL-8270-LVI(7)
L2221593-12I	Amber 250ml unpreserved	A	7	7	3.5	Y	Absent		A2-1,4-DIOXANE-SIM(7)
L2221593-12J	Amber 250ml unpreserved	A	7	7	3.5	Y	Absent		A2-1,4-DIOXANE-SIM(7)
L2221593-13A	Plastic 250ml unpreserved	A	NA		3.5	Y	Absent		A2-NY-537-ISOTOPE(14)
L2221593-13B	Plastic 250ml unpreserved	A	NA		3.5	Y	Absent		A2-NY-537-ISOTOPE(14)

Project Name: BATH SIGNIFY OFFSITE GW SAMPLI
Project Number: 0127981-025

Serial_No:05262215:27
Lab Number: L2221593
Report Date: 05/26/22

PFAS PARAMETER SUMMARY

Parameter	Acronym	CAS Number
PERFLUOROALKYL CARBOXYLIC ACIDS (PFCAs)		
Perfluorooctadecanoic Acid	PFODA	16517-11-6
Perfluorohexadecanoic Acid	PFHxDA	67905-19-5
Perfluorotetradecanoic Acid	PFTA	376-06-7
Perfluorotridecanoic Acid	PFTrDA	72629-94-8
Perfluorododecanoic Acid	PFDoA	307-55-1
Perfluoroundecanoic Acid	PFUnA	2058-94-8
Perfluorodecanoic Acid	PFDA	335-76-2
Perfluorononanoic Acid	PFNA	375-95-1
Perfluorooctanoic Acid	PFOA	335-67-1
Perfluoroheptanoic Acid	PFHpA	375-85-9
Perfluorohexanoic Acid	PFHxA	307-24-4
Perfluoropentanoic Acid	PFPeA	2706-90-3
Perfluorobutanoic Acid	PFBA	375-22-4
PERFLUOROALKYL SULFONIC ACIDS (PFSAs)		
Perfluorododecanesulfonic Acid	PFDoDS	79780-39-5
Perfluorodecanesulfonic Acid	PFDS	335-77-3
Perfluorononanesulfonic Acid	PFNS	68259-12-1
Perfluorooctanesulfonic Acid	PFOS	1763-23-1
Perfluoroheptanesulfonic Acid	PFHpS	375-92-8
Perfluorohexanesulfonic Acid	PFHxS	355-46-4
Perfluoropentanesulfonic Acid	PFPeS	2706-91-4
Perfluorobutanesulfonic Acid	PFBS	375-73-5
FLUOROTELOMERS		
1H,1H,2H,2H-Perfluorododecanesulfonic Acid	10:2FTS	120226-60-0
1H,1H,2H,2H-Perfluorodecanesulfonic Acid	8:2FTS	39108-34-4
1H,1H,2H,2H-Perfluorooctanesulfonic Acid	6:2FTS	27619-97-2
1H,1H,2H,2H-Perfluorohexanesulfonic Acid	4:2FTS	757124-72-4
PERFLUOROALKANE SULFONAMIDES (FASAs)		
Perfluorooctanesulfonamide	FOSA	754-91-6
N-Ethyl Perfluorooctane Sulfonamide	NEtFOSA	4151-50-2
N-Methyl Perfluorooctane Sulfonamide	NMeFOSA	31506-32-8
PERFLUOROALKANE SULFONYL SUBSTANCES		
N-Ethyl Perfluorooctanesulfonamido Ethanol	NEtFOSE	1691-99-2
N-Methyl Perfluorooctanesulfonamido Ethanol	NMeFOSE	24448-09-7
N-Ethyl Perfluorooctanesulfonamidoacetic Acid	NEtFOSAA	2991-50-6
N-Methyl Perfluorooctanesulfonamidoacetic Acid	NMeFOSAA	2355-31-9
PER- and POLYFLUOROALKYL ETHER CARBOXYLIC ACIDS		
2,3,3,3-Tetrafluoro-2-[1,1,2,2,3,3,3-Heptafluoropropoxy]-Propanoic Acid	HFPO-DA	13252-13-6
4,8-Dioxa-3h-Perfluorononanoic Acid	ADONA	919005-14-4
CHLORO-PERFLUOROALKYL SULFONIC ACIDS		
11-Chloroeicosafuoro-3-Oxaundecane-1-Sulfonic Acid	11Cl-PF3OUdS	763051-92-9
9-Chlorohexadecafluoro-3-Oxanone-1-Sulfonic Acid	9Cl-PF3ONS	756426-58-1
PERFLUOROETHER SULFONIC ACIDS (PFESAs)		
Perfluoro(2-Ethoxyethane)Sulfonic Acid	PFEEESA	113507-82-7
PERFLUOROETHER/POLYETHER CARBOXYLIC ACIDS (PFPCAs)		
Perfluoro-3-Methoxypropanoic Acid	PFMPA	377-73-1
Perfluoro-4-Methoxybutanoic Acid	PFMBA	863090-89-5
Nonafluoro-3,6-Dioxaheptanoic Acid	NFDHA	151772-58-6

Project Name: BATH SIGNIFY OFFSITE GW SAMPLI
Project Number: 0127981-025

Lab Number: L2221593
Report Date: 05/26/22

GLOSSARY

Acronyms

DL	- Detection Limit: This value represents the level to which target analyte concentrations are reported as estimated values, when those target analyte concentrations are quantified below the limit of quantitation (LOQ). The DL includes any adjustments from dilutions, concentrations or moisture content, where applicable. (DoD report formats only.)
EDL	- Estimated Detection Limit: This value represents the level to which target analyte concentrations are reported as estimated values, when those target analyte concentrations are quantified below the reporting limit (RL). The EDL includes any adjustments from dilutions, concentrations or moisture content, where applicable. The use of EDLs is specific to the analysis of PAHs using Solid-Phase Microextraction (SPME).
EMPC	- Estimated Maximum Possible Concentration: The concentration that results from the signal present at the retention time of an analyte when the ions meet all of the identification criteria except the ion abundance ratio criteria. An EMPC is a worst-case estimate of the concentration.
EPA	- Environmental Protection Agency.
LCS	- Laboratory Control Sample: A sample matrix, free from the analytes of interest, spiked with verified known amounts of analytes or a material containing known and verified amounts of analytes.
LCSD	- Laboratory Control Sample Duplicate: Refer to LCS.
LFB	- Laboratory Fortified Blank: A sample matrix, free from the analytes of interest, spiked with verified known amounts of analytes or a material containing known and verified amounts of analytes.
LOD	- Limit of Detection: This value represents the level to which a target analyte can reliably be detected for a specific analyte in a specific matrix by a specific method. The LOD includes any adjustments from dilutions, concentrations or moisture content, where applicable. (DoD report formats only.)
LOQ	- Limit of Quantitation: The value at which an instrument can accurately measure an analyte at a specific concentration. The LOQ includes any adjustments from dilutions, concentrations or moisture content, where applicable. (DoD report formats only.) Limit of Quantitation: The value at which an instrument can accurately measure an analyte at a specific concentration. The LOQ includes any adjustments from dilutions, concentrations or moisture content, where applicable. (DoD report formats only.)
MDL	- Method Detection Limit: This value represents the level to which target analyte concentrations are reported as estimated values, when those target analyte concentrations are quantified below the reporting limit (RL). The MDL includes any adjustments from dilutions, concentrations or moisture content, where applicable.
MS	- Matrix Spike Sample: A sample prepared by adding a known mass of target analyte to a specified amount of matrix sample for which an independent estimate of target analyte concentration is available. For Method 332.0, the spike recovery is calculated using the native concentration, including estimated values.
MSD	- Matrix Spike Sample Duplicate: Refer to MS.
NA	- Not Applicable.
NC	- Not Calculated: Term is utilized when one or more of the results utilized in the calculation are non-detect at the parameter's reporting unit.
NDPA/DPA	- N-Nitrosodiphenylamine/Diphenylamine.
NI	- Not Ignitable.
NP	- Non-Plastic: Term is utilized for the analysis of Atterberg Limits in soil.
NR	- No Results: Term is utilized when 'No Target Compounds Requested' is reported for the analysis of Volatile or Semivolatile Organic TIC only requests.
RL	- Reporting Limit: The value at which an instrument can accurately measure an analyte at a specific concentration. The RL includes any adjustments from dilutions, concentrations or moisture content, where applicable.
RPD	- Relative Percent Difference: The results from matrix and/or matrix spike duplicates are primarily designed to assess the precision of analytical results in a given matrix and are expressed as relative percent difference (RPD). Values which are less than five times the reporting limit for any individual parameter are evaluated by utilizing the absolute difference between the values; although the RPD value will be provided in the report.
SRM	- Standard Reference Material: A reference sample of a known or certified value that is of the same or similar matrix as the associated field samples.
STLP	- Semi-dynamic Tank Leaching Procedure per EPA Method 1315.
TEF	- Toxic Equivalency Factors: The values assigned to each dioxin and furan to evaluate their toxicity relative to 2,3,7,8-TCDD.
TEQ	- Toxic Equivalent: The measure of a sample's toxicity derived by multiplying each dioxin and furan by its corresponding TEF and then summing the resulting values.
TIC	- Tentatively Identified Compound: A compound that has been identified to be present and is not part of the target compound list (TCL) for the method and/or program. All TICs are qualitatively identified and reported as estimated concentrations.

Report Format: DU Report with 'J' Qualifiers



Project Name: BATH SIGNIFY OFFSITE GW SAMPLI
Project Number: 0127981-025

Lab Number: L2221593
Report Date: 05/26/22

Footnotes

- 1 - The reference for this analyte should be considered modified since this analyte is absent from the target analyte list of the original method.

Terms

Analytical Method: Both the document from which the method originates and the analytical reference method. (Example: EPA 8260B is shown as 1,8260B.) The codes for the reference method documents are provided in the References section of the Addendum.

Difference: With respect to Total Oxidizable Precursor (TOP) Assay analysis, the difference is defined as the Post-Treatment value minus the Pre-Treatment value.

Final pH: As it pertains to Sample Receipt & Container Information section of the report, Final pH reflects pH of container determined after adjustment at the laboratory, if applicable. If no adjustment required, value reflects Initial pH.

Frozen Date/Time: With respect to Volatile Organics in soil, Frozen Date/Time reflects the date/time at which associated Reagent Water-preserved vials were initially frozen. Note: If frozen date/time is beyond 48 hours from sample collection, value will be reflected in 'bold'.

Initial pH: As it pertains to Sample Receipt & Container Information section of the report, Initial pH reflects pH of container determined upon receipt, if applicable.

PAH Total: With respect to Alkylated PAH analyses, the 'PAHs, Total' result is defined as the summation of results for all or a subset of the following compounds: Naphthalene, C1-C4 Naphthalenes, 2-Methylnaphthalene, 1-Methylnaphthalene, Biphenyl, Acenaphthylene, Acenaphthene, Fluorene, C1-C3 Fluorenes, Phenanthrene, C1-C4 Phenanthrenes/Anthracenes, Anthracene, Fluoranthene, Pyrene, C1-C4 Fluoranthenes/Pyrenes, Benz(a)anthracene, Chrysene, C1-C4 Chrysenes, Benzo(b)fluoranthene, Benzo(j)+(k)fluoranthene, Benzo(e)pyrene, Benzo(a)pyrene, Perylene, Indeno(1,2,3-cd)pyrene, Dibenz(ah)+(ac)anthracene, Benzo(g,h,i)perylene. If a 'Total' result is requested, the results of its individual components will also be reported.

PFAS Total: With respect to PFAS analyses, the 'PFAS, Total (5)' result is defined as the summation of results for: PFHpA, PFHxS, PFOA, PFNA and PFOS. In addition, the 'PFAS, Total (6)' result is defined as the summation of results for: PFHpA, PFHxS, PFOA, PFNA, PFDA and PFOS. For MassDEP DW compliance analysis only, the 'PFAS, Total (6)' result is defined as the summation of results at or above the RL. Note: If a 'Total' result is requested, the results of its individual components will also be reported.

The target compound Chlordane (CAS No. 57-74-9) is reported for GC ECD analyses. Per EPA, this compound "refers to a mixture of chlordane isomers, other chlorinated hydrocarbons and numerous other components." (Reference: USEPA Toxicological Review of Chlordane, In Support of Summary Information on the Integrated Risk Information System (IRIS), December 1997.)

Total: With respect to Organic analyses, a 'Total' result is defined as the summation of results for individual isomers or Aroclors. If a 'Total' result is requested, the results of its individual components will also be reported. This is applicable to 'Total' results for methods 8260, 8081 and 8082.

Data Qualifiers

- A** - Spectra identified as "Aldol Condensates" are byproducts of the extraction/concentration procedures when acetone is introduced in the process.
- B** - The analyte was detected above the reporting limit in the associated method blank. Flag only applies to associated field samples that have detectable concentrations of the analyte at less than ten times (10x) the concentration found in the blank. For MCP-related projects, flag only applies to associated field samples that have detectable concentrations of the analyte at less than ten times (10x) the concentration found in the blank. For DOD-related projects, flag only applies to associated field samples that have detectable concentrations of the analyte at less than ten times (10x) the concentration found in the blank AND the analyte was detected above one-half the reporting limit (or above the reporting limit for common lab contaminants) in the associated method blank. For NJ-Air-related projects, flag only applies to associated field samples that have detectable concentrations of the analyte above the reporting limit. For NJ-related projects (excluding Air), flag only applies to associated field samples that have detectable concentrations of the analyte, which was detected above the reporting limit in the associated method blank or above five times the reporting limit for common lab contaminants (Phthalates, Acetone, Methylene Chloride, 2-Butanone).
- C** - Co-elution: The target analyte co-elutes with a known lab standard (i.e. surrogate, internal standards, etc.) for co-extracted analyses.
- D** - Concentration of analyte was quantified from diluted analysis. Flag only applies to field samples that have detectable concentrations of the analyte.
- E** - Concentration of analyte exceeds the range of the calibration curve and/or linear range of the instrument.
- F** - The ratio of quantifier ion response to qualifier ion response falls outside of the laboratory criteria. Results are considered to be an estimated maximum concentration.
- G** - The concentration may be biased high due to matrix interferences (i.e. co-elution) with non-target compound(s). The result should be considered estimated.
- H** - The analysis of pH was performed beyond the regulatory-required holding time of 15 minutes from the time of sample collection.
- I** - The lower value for the two columns has been reported due to obvious interference.
- J** - Estimated value. The Target analyte concentration is below the quantitation limit (RL), but above the Method Detection Limit (MDL) or Estimated Detection Limit (EDL) for SPME-related analyses. This represents an estimated concentration for Tentatively Identified Compounds (TICs).
- M** - Reporting Limit (RL) exceeds the MCP CAM Reporting Limit for this analyte.
- ND** - Not detected at the method detection limit (MDL) for the sample, or estimated detection limit (EDL) for SPME-related analyses.

Report Format: DU Report with 'J' Qualifiers



Project Name: BATH SIGNIFY OFFSITE GW SAMPLI
Project Number: 0127981-025

Lab Number: L2221593
Report Date: 05/26/22

Data Qualifiers

- NJ** - Presumptive evidence of compound. This represents an estimated concentration for Tentatively Identified Compounds (TICs), where the identification is based on a mass spectral library search.
- P** - The RPD between the results for the two columns exceeds the method-specified criteria.
- Q** - The quality control sample exceeds the associated acceptance criteria. For DOD-related projects, LCS and/or Continuing Calibration Standard exceedences are also qualified on all associated sample results. Note: This flag is not applicable for matrix spike recoveries when the sample concentration is greater than 4x the spike added or for batch duplicate RPD when the sample concentrations are less than 5x the RL. (Metals only.)
- R** - Analytical results are from sample re-analysis.
- RE** - Analytical results are from sample re-extraction.
- S** - Analytical results are from modified screening analysis.
- V** - The surrogate associated with this target analyte has a recovery outside the QC acceptance limits. (Applicable to MassDEP DW Compliance samples only.)
- Z** - The batch matrix spike and/or duplicate associated with this target analyte has a recovery/RPD outside the QC acceptance limits. (Applicable to MassDEP DW Compliance samples only.)

Project Name: BATH SIGNIFY OFFSITE GW SAMPLI
Project Number: 0127981-025

Lab Number: L2221593
Report Date: 05/26/22

REFERENCES

- 1 Test Methods for Evaluating Solid Waste: Physical/Chemical Methods. EPA SW-846. Third Edition. Updates I - VI, 2018.
- 134 Determination of Selected Perfluorinated Alkyl Acids in Drinking Water by Solid Phase Extraction and Liquid Chromatography/Tandem Mass Spectrometry (LC/MS/MS) using Isotope Dilution. Alpha SOP 23528.

LIMITATION OF LIABILITIES

Alpha Analytical performs services with reasonable care and diligence normal to the analytical testing laboratory industry. In the event of an error, the sole and exclusive responsibility of Alpha Analytical shall be to re-perform the work at it's own expense. In no event shall Alpha Analytical be held liable for any incidental, consequential or special damages, including but not limited to, damages in any way connected with the use of, interpretation of, information or analysis provided by Alpha Analytical.

We strongly urge our clients to comply with EPA protocol regarding sample volume, preservation, cooling, containers, sampling procedures, holding time and splitting of samples in the field.



Certification Information

The following analytes are not included in our Primary NELAP Scope of Accreditation:

Westborough Facility

EPA 624/624.1: m/p-xylene, o-xylene, Naphthalene

EPA 625/625.1: alpha-Terpineol

EPA 8260C/8260D: NPW: 1,2,4,5-Tetramethylbenzene; 4-Ethyltoluene, Azobenzene; SCM: Iodomethane (methyl iodide), 1,2,4,5-Tetramethylbenzene; 4-Ethyltoluene.

EPA 8270D/8270E: NPW: Dimethylnaphthalene, 1,4-Diphenylhydrazine, alpha-Terpineol; SCM: Dimethylnaphthalene, 1,4-Diphenylhydrazine.

SM4500: NPW: Amenable Cyanide; SCM: Total Phosphorus, TKN, NO₂, NO₃.

Mansfield Facility

SM 2540D: TSS

EPA 8082A: NPW: PCB: 1, 5, 31, 87, 101, 110, 141, 151, 153, 180, 183, 187.

EPA TO-15: Halothane, 2,4,4-Trimethyl-2-pentene, 2,4,4-Trimethyl-1-pentene, Thiophene, 2-Methylthiophene,

3-Methylthiophene, 2-Ethylthiophene, 1,2,3-Trimethylbenzene, Indan, Indene, 1,2,4,5-Tetramethylbenzene, Benzothiophene, 1-Methylnaphthalene.

Biological Tissue Matrix: EPA 3050B

The following analytes are included in our Massachusetts DEP Scope of Accreditation

Westborough Facility:

Drinking Water

EPA 300.0: Chloride, Nitrate-N, Fluoride, Sulfate; **EPA 353.2:** Nitrate-N, Nitrite-N; **SM4500NO3-F:** Nitrate-N, Nitrite-N; **SM4500F-C, SM4500CN-CE,**

EPA 180.1, SM2130B, SM4500CI-D, SM2320B, SM2540C, SM4500H-B, SM4500NO2-B

EPA 332: Perchlorate; **EPA 524.2:** THMs and VOCs; **EPA 504.1:** EDB, DBCP.

Microbiology: **SM9215B; SM9223-P/A, SM9223B-Colilert-QT, SM9222D.**

Non-Potable Water

SM4500H,B, EPA 120.1, SM2510B, SM2540C, SM2320B, SM4500CL-E, SM4500F-BC, SM4500NH3-BH: Ammonia-N and Kjeldahl-N, **EPA 350.1:**

Ammonia-N, **LCHAT 10-107-06-1-B:** Ammonia-N, **EPA 351.1, SM4500NO3-F, EPA 353.2:** Nitrate-N, **SM4500P-E, SM4500P-B, E, SM4500SO4-E,**

SM5220D, EPA 410.4, SM5210B, SM5310C, SM4500CL-D, EPA 1664, EPA 420.1, SM4500-CN-CE, SM2540D, EPA 300: Chloride, Sulfate, Nitrate.

EPA 624.1: Volatile Halocarbons & Aromatics,

EPA 608.3: Chlordane, Toxaphene, Aldrin, alpha-BHC, beta-BHC, gamma-BHC, delta-BHC, Dieldrin, DDD, DDE, DDT, Endosulfan I, Endosulfan II,

Endosulfan sulfate, Endrin, Endrin Aldehyde, Heptachlor, Heptachlor Epoxide, PCBs

EPA 625.1: SVOC (Acid/Base/Neutral Extractables), **EPA 600/4-81-045:** PCB-Oil.

Microbiology: **SM9223B-Colilert-QT; Enterolert-QT, SM9221E, EPA 1600, EPA 1603, SM9222D.**

Mansfield Facility:

Drinking Water

EPA 200.7: Al, Ba, Cd, Cr, Cu, Fe, Mn, Ni, Na, Ag, Ca, Zn. **EPA 200.8:** Al, Sb, As, Ba, Be, Cd, Cr, Cu, Pb, Mn, Ni, Se, Ag, TL, Zn. **EPA 245.1 Hg.**

EPA 522, EPA 537.1.

Non-Potable Water


EPA 200.7: Al, Sb, As, Be, Cd, Ca, Cr, Co, Cu, Fe, Pb, Mg, Mn, Mo, Ni, K, Se, Ag, Na, Sr, TL, Ti, V, Zn.





EPA 200.8: Al, Sb, As, Be, Cd, Cr, Cu, Fe, Pb, Mn, Ni, K, Se, Ag, Na, TL, Zn.

EPA 245.1 Hg.

SM2340B

For a complete listing of analytes and methods, please contact your Alpha Project Manager.

 CHAIN OF CUSTODY	Service Centers Brewer, ME 04412 Portsmouth, NH 03801 Mahwah, NJ 07430 Albany, NY 12205 Tonawanda, NY 14150 Holmes, PA 19043	Page 1 of 2	Date Rec'd in Lab 4/27/22	ALPHA Job # L2221593
	Westborough, MA 01581 8 Walkup Dr. TEL: 508-898-9220 FAX: 508-898-9193	Mansfield, MA 02048 320 Forbes Blvd TEL: 508-822-9300 FAX: 508-822-3288	Project Information Project Name: Bath Signify Offsite GW Sampling Project Location: Project # 0127981-025 (Use Project name as Project #) <input type="checkbox"/>	
H&A Information H&A Client: Haley & Aldrich H&A Address: 200 Town Centre Dr. Rochester, NY 14623 H&A Phone: 614-564-7088 H&A Fax: H&A Email: TNg@haleyaldrich.com		Deliverables <input checked="" type="checkbox"/> Email <input type="checkbox"/> Fax <input type="checkbox"/> EQUiS (1 File) <input type="checkbox"/> EQUiS (4 File) <input checked="" type="checkbox"/> Other: A SP-A Level II		
These samples have been previously analyzed by Alpha <input type="checkbox"/> Other project specific requirements/comments: cc: smckenna@haleyaldrich.com		Regulatory Requirements (Program/Criteria) Note: Select State from menu & identify criteria.		
Please specify Metals or TAL.		Disposal Site Information Please identify below location of applicable disposal facilities. Disposal Facility: <input type="checkbox"/> NJ <input type="checkbox"/> NY <input type="checkbox"/> Other:		
ALPHA Lab ID (Lab Use Only)		ANALYSIS		
Sample ID		TCL VOCs - EPA 8240C NY TCL SVOCs - EPA 8270D-SIM(LVI) 1,4 Dioxane via EPA 8270D-SIM Target Analyte List Metals - Total Lead NY PFASs via LCMSMS-Isotope Dilution		
Collection Date Time		Sample Filtration <input type="checkbox"/> Done <input type="checkbox"/> Lab to do Preservation <input type="checkbox"/> Lab to do (Please Specify below)		
Sample Matrix		Sample Specific Comments		
Sampler's Initials		Total Boil-off		
21593		TRIP BLANK		
1 4125-042222-0001 4/22/22 - WG RSL X		2		
2 MW22B-042222-1505 4/22/22 1505 WG RSL X		3		
3 MW21A-042522-0835 4/25/22 0835 WG RSL X		3		
4 MW21B-042522-0940 4/25/22 0940 WG RSL X		3		
5 MW26B-042522-1015 4/25/22 1015 WG RSL X		2		
6 MW26B-042522-1115 4/25/22 1115 WG RSL X X X X		8		
7 MW25B-042522-1300 4/25/22 1300 WG RSL X		2		
8 MW25B-042522-1440 4/25/22 1440 WG RSL X X X X		8		
9 MW23A-042522-1515 4/25/22 1515 WG RSL X X X X		10		
10 4125-042522-0001 4/25/22 - WG RSL X		Field Dup. 2		
Preservative Code: A = None B = HCl C = HNO ₃ D = H ₂ SO ₄ E = NaOH F = MeOH G = NaHSO ₄ H = Na ₂ S ₂ O ₃ K/E = Zn Ac/NaOH O = Other		Container Code P = Plastic A = Amber Glass V = Vial G = Glass B = Bacteria Cup C = Cube O = Other E = Encore D = BOD Bottle		
Westboro: Certification No: MA935 Mansfield: Certification No: MA015		Container Type V A A P P Preservative B A A C A		
Relinquished By: [Signature]		Received By: SECURE STORAGE AAL R Cunningham AAL [Signature]		
Date/Time 4/26/22 11:55 4/26/22 12:15 4/26/22 12:15		Date/Time 4/26/22 11:55 4/26/22 12:15 4/27/22 00:00		
Document ID: 20455 Rev 1 (1/28/2016)				

 CHAIN OF CUSTODY		Service Centers Brewer, ME 04412 Portsmouth, NH 03801 Mahwah, NJ 07430 Albany, NY 12205 Tonawanda, NY 14150 Holmes, PA 19043		Page 2 of 2		Date Rec'd in Lab 4/27/22		ALPHA Job # L7221593																																																																																	
		Westborough, MA 01581 8 Walkup Dr. TEL: 508-898-8220 FAX: 508-898-9193		Mansfield, MA 02048 320 Forbes Blvd TEL: 508-822-9300 FAX: 508-822-3288		Project Information Project Name: <u>Bath Signify Offsite CW Sampling</u> Project Location: _____ Project # <u>0127981-025</u> (Use Project name as Project #) <input type="checkbox"/>		Deliverables <input checked="" type="checkbox"/> Email <input type="checkbox"/> Fax <input type="checkbox"/> EQUIS (1 File) <input type="checkbox"/> EQUIS (4 File) <input checked="" type="checkbox"/> Other: <u>ASP-A Level II</u>		Billing Information <input type="checkbox"/> Same as Client Info PO# _____																																																																															
H&A Information H&A Client: <u>Haley & Aldrich</u> H&A Address: <u>200 Town Centre Dr. Rochester, NY 14623</u> H&A Phone: <u>914-504-7888</u> H&A Fax: _____ H&A Email: <u>TNg@haleyaldrich.com</u>		Project Manager: <u>Titania Ng, Santa McKenna</u> ALPHAQuote #: _____ Turn-Around Time Standard <input checked="" type="checkbox"/> Due Date: _____ Rush (only if pre approved) <input type="checkbox"/> # of Days: _____		Regulatory Requirements (Program/Criteria) Note: Select State from menu & identify criteria.		Disposal Site Information Please identify below location of applicable disposal facilities. Disposal Facility: <input type="checkbox"/> NJ <input type="checkbox"/> NY <input type="checkbox"/> Other: _____																																																																																			
These samples have been previously analyzed by Alpha <input type="checkbox"/> Other project specific requirements/comments: <u>cc: smckenna@haleyaldrich.com</u>		ANALYSIS TCL VOCs - EPA 8160 C WYCL SVOCs via EPA 8210 BA TOD SIM (LVI) 1,4 DIOXANE - EPA 8210 BA TOD SIM Target analyte list Metals - total (G10 D) NY PFAAs - LCMSMS Isotope Dilution		Sample Filtration <input type="checkbox"/> Done <input type="checkbox"/> Lab to do Preservation <input type="checkbox"/> Lab to do (Please Specify below) Sample Specific Comments		Total Bottles																																																																																			
Please specify Metals or TAL.		<table border="1" style="width:100%; border-collapse: collapse;"> <thead> <tr> <th rowspan="2">ALPHA Lab ID (Lab Use Only)</th> <th rowspan="2">Sample ID</th> <th colspan="2">Collection</th> <th rowspan="2">Sample Matrix</th> <th rowspan="2">Sampler's Initials</th> <th colspan="5">Analysis</th> <th rowspan="2">Sample Filtration</th> <th rowspan="2">Preservation</th> <th rowspan="2">Sample Specific Comments</th> </tr> <tr> <th>Date</th> <th>Time</th> <th>TCL VOCs - EPA 8160 C</th> <th>WYCL SVOCs via EPA 8210</th> <th>BA TOD SIM (LVI)</th> <th>1,4 DIOXANE - EPA 8210</th> <th>BA TOD SIM</th> <th>Target analyte list</th> <th>Metals - total (G10 D)</th> <th>NY PFAAs - LCMSMS</th> <th>Isotope Dilution</th> </tr> </thead> <tbody> <tr> <td>21593</td> <td>11 4125-042522-0002</td> <td>4/25/22</td> <td>---</td> <td>WG</td> <td>RSL</td> <td>X</td> <td>X</td> <td>X</td> <td>X</td> <td>X</td> <td>X</td> <td>X</td> <td>Field Dup.</td> <td>8</td> </tr> <tr> <td></td> <td>12 4125-042522-0003</td> <td>4/25/22</td> <td>---</td> <td>WQ</td> <td>RSL</td> <td>X</td> <td>X</td> <td>X</td> <td>X</td> <td>X</td> <td>X</td> <td>X</td> <td>Equipment-Blank</td> <td>10</td> </tr> <tr> <td></td> <td>13 4125-042522-0004</td> <td>4/25/22</td> <td>---</td> <td>WQ</td> <td>RSL</td> <td></td> <td></td> <td></td> <td></td> <td></td> <td></td> <td></td> <td>Field Blank</td> <td>2</td> </tr> <tr> <td colspan="15" style="text-align: center; height: 100px;">  </td> </tr> </tbody> </table>		ALPHA Lab ID (Lab Use Only)	Sample ID		Collection		Sample Matrix	Sampler's Initials	Analysis					Sample Filtration	Preservation	Sample Specific Comments	Date	Time	TCL VOCs - EPA 8160 C	WYCL SVOCs via EPA 8210	BA TOD SIM (LVI)	1,4 DIOXANE - EPA 8210	BA TOD SIM	Target analyte list	Metals - total (G10 D)	NY PFAAs - LCMSMS	Isotope Dilution	21593	11 4125-042522-0002	4/25/22	---	WG	RSL	X	X	X	X	X	X	X	Field Dup.	8		12 4125-042522-0003	4/25/22	---	WQ	RSL	X	X	X	X	X	X	X	Equipment-Blank	10		13 4125-042522-0004	4/25/22	---	WQ	RSL								Field Blank	2															
ALPHA Lab ID (Lab Use Only)	Sample ID	Collection					Sample Matrix	Sampler's Initials			Analysis								Sample Filtration	Preservation	Sample Specific Comments																																																																				
		Date	Time	TCL VOCs - EPA 8160 C	WYCL SVOCs via EPA 8210				BA TOD SIM (LVI)	1,4 DIOXANE - EPA 8210	BA TOD SIM	Target analyte list	Metals - total (G10 D)	NY PFAAs - LCMSMS	Isotope Dilution																																																																										
21593	11 4125-042522-0002	4/25/22	---	WG	RSL	X	X	X	X	X	X	X	Field Dup.	8																																																																											
	12 4125-042522-0003	4/25/22	---	WQ	RSL	X	X	X	X	X	X	X	Equipment-Blank	10																																																																											
	13 4125-042522-0004	4/25/22	---	WQ	RSL								Field Blank	2																																																																											
																																																																																									
Preservative Code: A = None B = HCl C = HNO ₃ D = H ₂ SO ₄ E = NaOH F = MeOH G = NaHSO ₄ H = Na ₂ S ₂ O ₃ K/E = Zn Ac/NaOH O = Other		Container Code P = Plastic A = Amber Glass V = Vial G = Glass B = Bacteria Cup C = Cube O = Other E = Encore D = BOD Bottle		Westboro: Certification No: MA935 Mansfield: Certification No: MA015		Container Type V A A P P		Preservative B A A C A		Please print clearly, legibly and completely. Samples can not be logged in and turnaround time clock will not start until any ambiguities are resolved. Alpha Analytical's services under this Chain of Custody shall be performed in accordance with terms and conditions within Blanket Service Agreement# 2015-18-Alpha Analytical by and between Haley & Aldrich, Inc., its subsidiaries and affiliates and Alpha Analytical.																																																																															
Relinquished By: <u>James Howley Edinger</u> <u>SECURE STORAGE AAL</u> <u>R Cunningham AAL</u>		Date/Time 4/26/22 11:55 4/26/22 12:15 4/26/22 12:15		Received By: <u>SECURE STORAGE AAL</u> <u>R Cunningham</u>		Date/Time 4/26/22 11:55 4/26/22 12:15 4/27/22 02:00																																																																																			