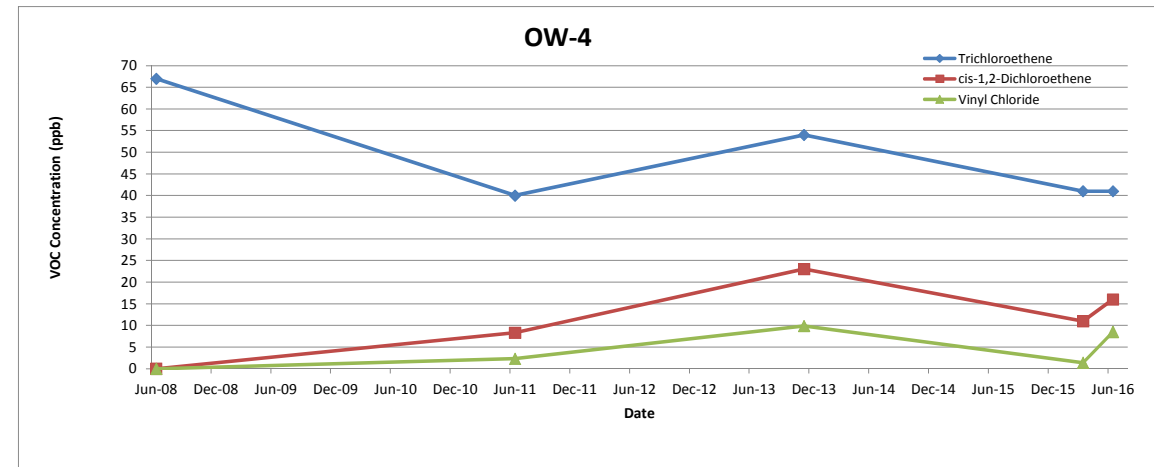
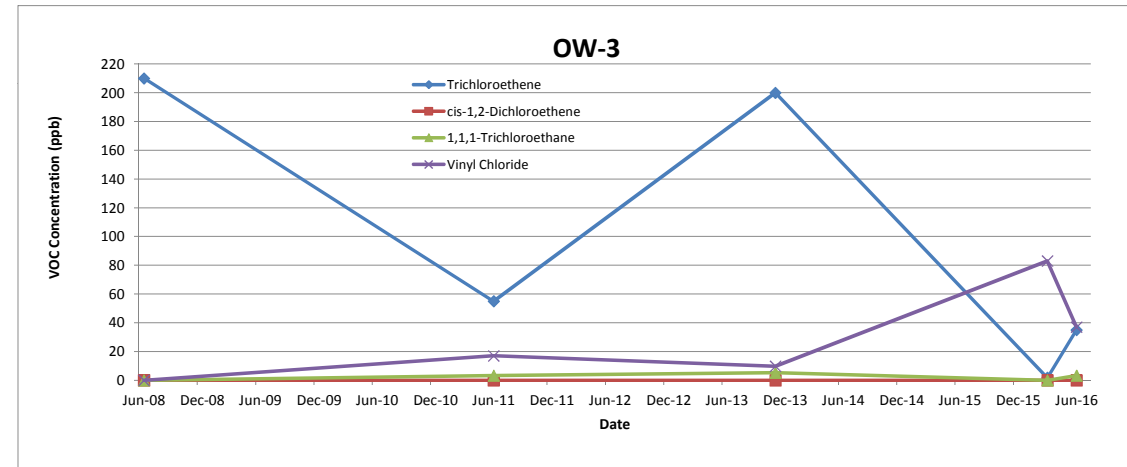
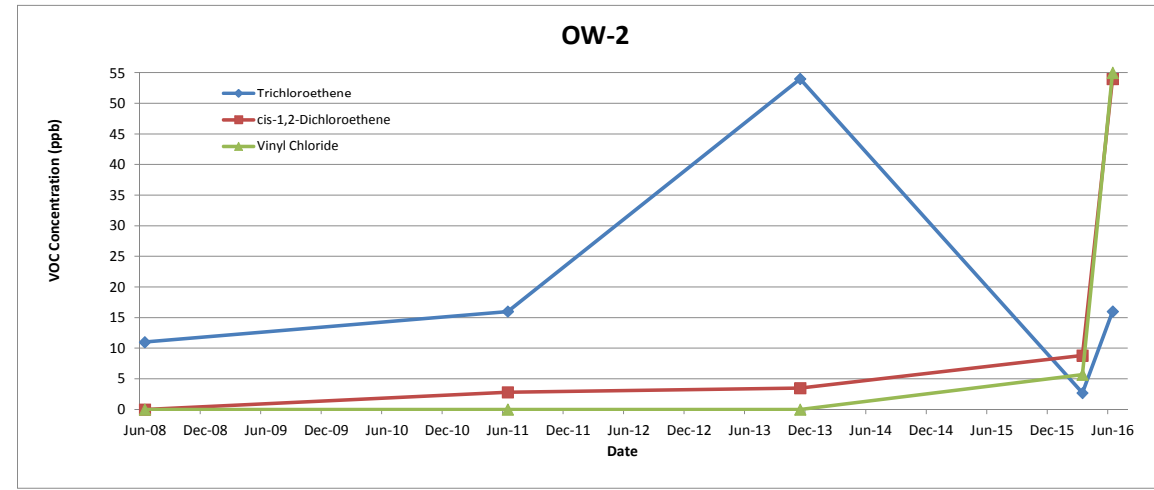
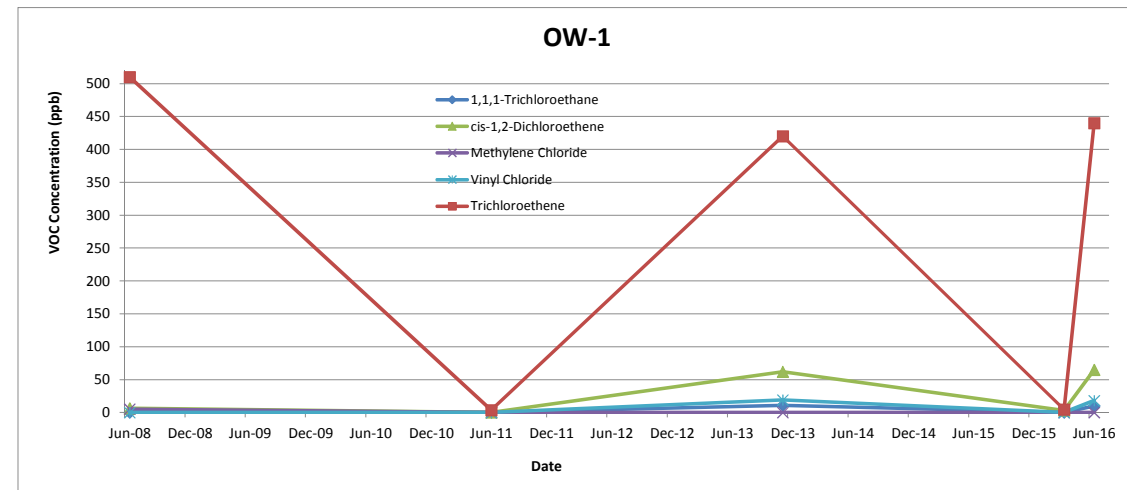


**Former Griffin Technology Site
Groundwater Sampling Results
2008-2016**

Groundwater Results - VOCs

Detected Parameters ¹	NYS GW Std ²	OW-1					OW-2					OW-3					OW-4					OW-5					OW-6/RW-2					OW-7					OW-8/MW-4					OW-9/MW-3				
		Jun-08	Jun-11	Nov-13	Mar-16	Jun-16	Jun-08	Jun-11	Nov-13	Mar-16	Jun-16	Jun-08	Jun-11	Nov-13	Mar-16	Jun-16	Jun-08	Jun-11	Nov-13	Mar-16	Jun-16	Jun-08	Jun-11	Nov-13	Mar-16	Jun-16	Jun-08	Jun-11	Nov-13	Mar-16	Jun-16	Jun-08	Jun-11	Nov-13	Mar-16	Jun-16	Jun-08	Jun-11	Nov-13	Mar-16	Jun-16	Jun-08	Jun-11	Nov-13	Mar-16	Jun-16
1,1,1-Trichloroethane	5	ND	ND	11	ND	10	ND	ND	1.4	ND	3.6	ND	3.3	5.2	0.93 J	3.2	ND	1.6	2	1.1	1.3	ND	1.7	1.6	1.3	1.3	ND	1.2	3.4	NS	NS	ND	ND	2.6	1.1	1.7	ND	ND	1	ND	ND	ND	ND	ND	ND	ND
1,1-Dichloroethane	5	ND	ND	2	ND	1.5	ND	ND	ND	ND	2.7	ND	1.4	0.9 J	3.1	2.4	ND	ND	0.95 J	ND	0.61 J	ND	0.65	2.5	0.86 J	1.7	ND	ND	2.7	NS	NS	ND	ND	3	1.3	2.3	ND	ND	0.95 J	ND	1.1	ND	ND	ND	ND	ND
1,1-Dichloroethene	5	ND	ND	0.49 J	ND	0.50 J	ND	ND	ND	ND	ND	ND	0.26 J	ND	ND	0.36 J	ND	ND	ND	ND	ND	ND	ND	ND	ND	ND	ND	0.56 J	NS	NS	NS	ND	ND	ND	ND	ND	ND	ND	ND	ND	ND					
cis-1,2-Dichloroethene	5	6.3	ND	62	3.3	65	1.1 J	2.8	3.5	8.8	54	ND	47	31	22	69	ND	8.3	23	11	16	ND	11	52	19	39	ND	7.7	67	NS	NS	5.7	0.75	65	24	43	1.1 J	1.8	24	5.7	16	0.85 J	3.0	12	3.9	8.4
Methylene Chloride	5	5.2	ND	ND	ND	ND	0.1	ND	ND	ND	2.0 JB	ND	ND	ND	ND	ND	ND	0.11 JB	ND	ND	ND	ND	ND	ND	ND	ND	ND	0.13	ND	NS	NS	2.7 JB	ND	ND	ND	ND	ND	0.11 JB	ND	ND	ND	ND	ND	ND	ND	ND
Trichloroethene	5	510	3.5	420	4.6	440	11	16	54	2.7	16	210	55	200	1.8	35	67	40	54	41	41	120	57	57	39	44	120	30	100	NS	NS	180	5.2	60	20	54	57	5.7	61	14	29	23	16	39	34	50
Vinyl Chloride	2	ND	ND	19	ND	18	ND	0.35 J	0	5.7	55	ND	17	9.8	83	37	ND	2.3	9.9	1.4	8.5	ND	1.9	30	9.2	23	ND	1.5	33	NS	NS	ND	ND	74	ND	41	ND	1.3	50	7.2	31	ND	1.5	5.8	4.6	9.6

BOLD - parameter detected above NYS Ambient Groundwater Standard or applicable NYSDEC Guidance Value
 1 - Results present in ug/L or parts per billion (ppb)
 F1 - MS and/or MSD recovery is outside acceptance limits
 ND - Parameter not detected
 NS - Well/location not sampled



Former Griffin Technology Site
Groundwater Sampling Results
2008-2016

