

10 Commerce Drive Rail Yard

WESTCHESTER COUNTY

NEW ROCHELLE, NEW YORK

SITE MANAGEMENT PLAN

NYSDEC Site Number: C360192

Prepared for:

**BRP 10 Commerce LLC
767 3rd Avenue, 33rd Floor
New York, New York 10017**

Prepared by:

**SESI CONSULTING ENGINEERS
12A Maple Avenue
Pine Brook, NJ 07058
(973) 808-9050**

Revisions to Final Approved Site Management Plan:

Revision No.	Date Submitted	Summary of Revision	NYSDEC Approval Date

DECEMBER 2021

CERTIFICATION STATEMENT

I, Fuad Dahan certify that I am currently a NYS registered professional engineer as in defined in 6 NYCRR Part 375 and that this Site Management Plan was prepared in accordance with all applicable statutes and regulations and in substantial conformance with the DER Technical Guidance for Site Investigation and Remediation (DER-10).

 _____ P.E.
_____ 12/20/2021 _____ DATE

TABLE OF CONTENTS

10 COMMERCE DRIVE RAIL YARD WESTCHESTER COUNTY NEW ROCHELLE, NEW YORK

SITE MANAGEMENT PLAN

ES	EXECUTIVE SUMMARY	i
1.0	INTRODUCTION.....	1
1.1	General	1
1.2	Revisions	2
1.3	Notifications	3
2.0	SUMMARY OF PREVIOUS INVESTIGATIONS AND REMEDIAL ACTIONS	5
2.1	Site Location and Description	5
2.2	Physical Setting	5
2.2.1	Land Use	6
2.2.2	Geology.....	6
2.2.3	Hydrogeology	7
2.3	Investigation and Remedial History	7
2.3.1	Phase I ESAs (2004, 2106, 2018) & Asbestos Investigations	7
2.3.2	Langan Limited Phase II Environmental Site Investigation Report, Geophysical Survey & Geotechnical Investigation (July – September 2017)	9
2.3.3	SESI Phase II Environmental Site Investigation Report (June 2019).....	10
2.3.4	SESI Supplemental Investigation Analytical Data (November 2019).....	11
2.3.5	SESI Soil Investigation Summary Report (July 2020)	12
2.3.6	SESI Construction Completion Report (June 2020).....	13
2.4	Remedial Action Objectives.....	13
2.5	Remaining Contamination.....	14
2.5.1	Soil.....	14
2.5.2	Groundwater	14
2.5.3	Soil Vapor.....	16
3.0	INSTITUTIONAL AND ENGINEERING CONTROL PLAN.....	18
3.1	General	18

3.2	Institutional Controls.....	18
3.3	Engineering Controls.....	19
3.3.1	Sub-slab Ventilation Piping and Vapor Sealing Membrane	20
3.3.2	Criteria for Completion of Remediation/Termination of Remedial Systems	20
4.0	MONITORING AND SAMPLING PLAN	22
4.1	General	22
4.2	Post-Remediation Media Monitoring and Sampling	23
4.2.1	Groundwater Sampling	24
4.2.2	Soil Vapor Intrusion Evaluation Sampling	26
4.2.3	Monitoring and Sampling Protocol.....	28
5.0	OPERATION AND MAINTENANCE PLAN	29
5.1	General	29
6.0	PERIODIC ASSESSMENTS/EVALUATIONS.....	30
6.1	Climate Change Vulnerability Assessment	30
6.2	Green Remediation Evaluation.....	30
6.2.1	Metrics and Reporting	31
7.0.	REPORTING REQUIREMENTS.....	32
7.1	Site Management Reports	32
7.2	Periodic Review Report.....	34
7.2.1	Certification of Institutional and Engineering Controls.....	36
7.3	Corrective Measures Work Plan.....	38
8.0	REFERENCES	39

TABLE OF CONTENTS (Continued)

TABLES

TABLE 1.1: NOTIFICATIONS

TABLE 2.1: SUMMARY OF EXCEEDANCES IN GROUNDWATER

TABLE 2.2: SUB-SLAB VAPOR CONCENTRATIONS

TABLE 4.1: POST REMEDIATION SAMPLING REQUIREMENTS AND SCHEDULE

TABLE 4.2: MONITORING WELL CONSTRUCTION DETAILS

TABLE 4.3: SUB-SLAB VAPOR/INDOOR AIR/ AMBIENT AIR POINT DETAILS

TABLE 7.1: SCHEDULE OF INSPECTION REPORTS

FIGURES

FIGURE 1.1: SITE LOCATION MAP

FIGURE 1.2: SITE PLAN

FIGURE 2.1: GROUNDWATER CONTOUR MAP

FIGURE 2.2: MONITORING WELL RESULTS PLAN

FIGURE 2.3: VAPOR SAMPLE RESULTS

FIGURE 4.1: MONITORING WELL LOCATION PLAN

FIGURE 4.2: SOIL VAPOR EVALUATION SAMPLE LOCATION PLAN

APPENDICES

APPENDIX A: ENVIRONMENTAL EASEMENT

APPENDIX B: LIST OF SITE CONTACTS

APPENDIX C: QUALITY ASSURANCE PROJECT PLAN

APPENDIX D: FIELD SAMPLING PLAN

APPENDIX E: MONITORING WELL CONSTRUCTION LOGS

APPENDIX F: SITE MANAGEMENT PLAN FORMS

APPENDIX G: HEALTH AND SAFETY PLAN

List of Acronyms

1,1,1-TCA	1,1,1-Trichloroethane
BCA	Brownfield Cleanup Agreement
BCP	Brownfield Cleanup Program
bgs	below ground surface
CCR	Construction Completion Report
COC	Certificate of Completion
DER	Division of Environmental Remediation
DUSR	Data Usability Summary Report
EC	Engineering Control
HASP	Health and Safety Plan
IC	Institutional Control
IRM	Interim Remedial Measures
MGP	Manufactured Gas Plant
NYSDEC	New York State Department of Environmental Conservation
NYSDOH	New York State Department of Health
PAH	Polycyclic Aromatic Hydrocarbons
PCBs	Polychlorinated Biphenyls
PCE	Tetrachloroethene
P.E. or PE	Professional Engineer
PFAS	Per- and Polyfluoroalkyl Substances
PFOA	Perfluorooctanoic Acid
PFOS	Perfluorooctanesulfonic Acid
PID	Photoionization Detector
PHC	Petroleum Hydrocarbon
PRR	Periodic Review Report
QA/QC	Quality Assurance/Quality Control
QAPP	Quality Assurance Project Plan
RAO	Remedial Action Objective
RAWP	Remedial Action Work Plan
RCSCO	Restricted Commercial Soil Cleanup Objectives
REC	Recognized Environmental Condition
RI/FS	Remedial Investigation/Feasibility Study
RIR	Remedial Investigation Report
RISCO	Restricted Industrial Soil Cleanup Objectives
RRSCO	Restricted Residential Use Soil Cleanup Objective
RSO	Remedial System Optimization
SCG	Standards, Criteria and Guidelines
SCO	Soil Cleanup Objective
SMP	Site Management Plan
SOE	Support of Excavation
SSD	Sub-slab Depressurization
SVI	Soil Vapor Intrusion
SVOC	Semi-volatile Organic Compounds
TAL	Target Analyte List
TCL	Target Compound List

USCO	Unrestricted Use Soil Cleanup Objective
USEPA	United States Environmental Protection Agency
UST	Underground Storage Tank
VOCs	Volatile Organic Compounds

ES EXECUTIVE SUMMARY

The following provides a brief summary of the controls implemented for the Site, as well as the inspections, monitoring, maintenance and reporting activities required by this Site Management Plan (SMP):

Site Identification: Brownfield Cleanup Program (BCP) No. C360192 10 Commerce Drive Rail Yard Site, New Rochelle, New York

Institutional Controls:	1. The property may be used for residential, restricted residential, commercial and industrial use.
	2. The BCP Site has achieved a conditional Track 1 unrestricted use remedy with remaining contamination in groundwater and soil vapor to be managed pursuant to this SMP.
	3. All ECs must be inspected at a frequency and in a manner defined in the SMP.
Engineering Controls:	Groundwater Monitoring, Sub-slab Depressurization System (if required to be continued after 5-year conditional Track 1 evaluation period)
Monitoring:	
1. Groundwater Monitoring Wells MW-1, MW-1D, MW-2, MW-3, MW-3D, MW-4R, MW-5, and MW-5D	Quarterly groundwater monitoring until the results for all parameters show contaminant concentrations are below groundwater standards, or there is a bulk reduction to asymptotic levels acceptable to the Department.
2. Soil Vapor Intrusion Evaluation for New Buildings. Vapor Points/Indoor Air/Ambient Air SV-2/IA-2, SV-5/IA-5, SVE-7/IA-7, SVE-6/IA-6, SVE-102/IA-102, and SVE-101/IA-101A, IA-101B and AA-1	Will be conducted once during the heating season in early 2022 prior to building occupancy. If construction is not completed during heating season, sampling may be repeated the following heating season.

Site Identification: Brownfield Cleanup Program (BCP) No. C360192 10
Commerce Drive Rail Yard Site, New Rochelle, New
York

Reporting:	
1. Groundwater Monitoring Data	Quarterly 3 weeks after sampling events
2. Soil Vapor Intrusion (SVI) Evaluation Data	3 weeks after sampling event
3. Periodic Review Report	Annually

Further descriptions of the above requirements are provided in detail in the latter sections of this Site Management Plan.

1.0 INTRODUCTION

1.1 General

This Site Management Plan (SMP) is a required element of the remedial program for the 10 Commerce Drive Rail Yard Site located in New Rochelle, New York (hereinafter referred to as the “Site”). See **Figure 1.1** for a Site Location Map. The Site is currently in the New York State (NYS) Brownfield Cleanup Program (BCP) Site No. C360192, which is administered by New York State Department of Environmental Conservation (NYSDEC or Department).

BRP 10 Commerce LLC (the “Volunteer”) entered into a Brownfield Cleanup Agreement (BCA) on February 5, 2020 with the NYSDEC to remediate the Site, which at that time consisted of a 0.99959 acre parcel. On September 15, 2021, pursuant to a Brownfield Cleanup Agreement (BCA) Amendment, the acreage of the Site was slight reduced to 0.965 acres since the support of excavation (SOE) could not be installed at the exact perimeter of the Site boundaries. A figure showing the site location and boundaries of this Site is provided in **Figure 1.2**. The boundaries of the Site are more fully described in the metes and bounds site description that is part of the Environmental Easement provided in **Appendix A**.

After completion of the Track 1 soil remedial work, some groundwater and soil vapor contamination was left at this site, which is hereafter referred to as “remaining contamination”. Institutional Controls (ICs) have been incorporated into the Site remedy to control exposure to remaining contamination to ensure protection of public health and the environment. An Environmental Easement granted to the NYSDEC, and recorded with the Westchester County Clerk, requires compliance with this SMP and all ECs and ICs placed on the site.

This SMP was prepared to manage remaining contamination at the Site until the Environmental Easement is extinguished in accordance with ECL Article 71, Title 36. This plan has been approved by the NYSDEC, and compliance with this plan is required by the grantor of the Environmental Easement and the grantor's successors and assigns. This SMP may only be revised with the approval of the NYSDEC.

It is important to note that:

- This SMP details the site-specific implementation procedures that are required by the Environmental Easement. Failure to properly implement the SMP is a violation of the Environmental Easement, which is grounds for revocation of the Certificate of Completion (COC);
- Failure to comply with this SMP is also a violation of Environmental Conservation Law, 6 NYCRR Part 375 and the BCA (Index #C3560192-01-20 Site #C360192) for the site, and thereby subject to applicable penalties.

All reports associated with the Site can be viewed by contacting the NYSDEC or its successor agency managing environmental issues in New York State. A list of contacts for persons involved with the Site is provided in **Appendix B** of this SMP.

This SMP was prepared by SESI Consulting Engineers, DPC, on behalf of BRP 10 Commerce LLC, in accordance with the requirements of the NYSDEC's DER-10 ("Technical Guidance for Site Investigation and Remediation"), dated May 2010, and the guidelines provided by the NYSDEC. This SMP addresses the means for implementing the ICs and/or ECs that are required by the Environmental Easement for the Site.

1.2 Revisions

Revisions to this plan will be proposed in writing to the NYSDEC's project manager. The NYSDEC can also make changes to the SMP or request revisions from the remedial party. Revisions will be necessary upon, but not limited to, the following occurring: a change in media monitoring requirements, upgrades to or shutdown of a

remedial system, post-remedial removal of contaminated sediment or soil, or other significant change to the site conditions. In accordance with the Environmental Easement for the site, the NYSDEC project manager will provide a notice of any approved changes to the SMP, and append these notices to the SMP that is retained in its files.

1.3 Notifications

Notifications will be submitted by the property owner to the NYSDEC, as needed, in accordance with NYSDEC's DER – 10 for the following reasons:

1. 60-day advance notice of any proposed changes in site use that are required under the terms of the BCA, 6 NYCRR Part 375 and/or Environmental Conservation Law.
2. 7-day advance notice of any field activity associated with the remedial program.
3. 15-day advance notice of any proposed ground-intrusive activity pursuant to the Excavation Work Plan. If the ground-intrusive activity qualifies as a change of use as defined in 6 NYCRR Part 375, the above mentioned 60-day advance notice is also required.
4. Notice within 48 hours of any damage or defect to the foundation, structures or EC that reduces or has the potential to reduce the effectiveness of an EC, and likewise, any action to be taken to mitigate the damage or defect.
5. Notice within 48 hours of any non-routine maintenance activities.
6. Verbal notice by noon of the following day of any emergency, such as a fire; flood; or earthquake that reduces or has the potential to reduce the effectiveness of ECs in place at the site, with written confirmation within 7 days that includes a summary of actions taken, or to be taken, and the potential impact to the environment and the public.
7. Follow-up status reports on actions taken to respond to any emergency event requiring ongoing responsive action submitted to the NYSDEC within 45 days describing and documenting actions taken to restore the effectiveness of the ECs.

Any change in the ownership of the Site or the responsibility for implementing this SMP will include the following notifications:

8. At least 60 days prior to the change, the NYSDEC will be notified in writing of the proposed change. This will include a certification that the prospective purchaser/Remedial Party has been provided with a copy of the BCA, and all approved work plans and reports, including this SMP.
9. Within 15 days after the transfer of all or part of the Site, the new owner's name, contact representative, and contact information will be confirmed in writing to the NYSDEC.

Table 1.1 on the following page includes contact information for the above notifications. The information on this table will be updated as necessary to provide accurate contact information. A full listing of site-related contact information is provided in **Appendix B**.

Table 1.1: Notifications*

<u>Name</u>	<u>Contact Information</u>	<u>Required Notification**</u>
Parag Amin NYSDEC Manager	(518) 402-9648 parag.amin@dec.ny.gov	All Notifications
Kevin Carpenter NYSDEC Project Manager's Supervisor	(518) 402-9799 kevin.carpenter@dec.ny.gov	All Notifications
Kelly Lewandowski: NYSDEC Site Control	(518) 402-9553 kelly.lewandowski@dec.ny.gov	Notifications 1 and 8
Shaun J. Surani NYSDOH Project Manager	(518) 402-1338 shaun.surani@health.ny.gov	Notifications 4, 6, and 7

* Note: Notifications are subject to change and will be updated as necessary.

** Note: Numbers in this column reference the numbered bullets in the notification list in this section.

2.0 SUMMARY OF PREVIOUS INVESTIGATIONS AND REMEDIAL ACTIONS

2.1 Site Location and Description

The Site is located in New Rochelle, Westchester County, New York and is identified as a portion of Section 1 Block 238 and Lot 0005 on the Westchester County Tax Map. The Site is a 0.965-acre area and is bounded by Commerce Drive to the north followed by a parking lot and railroad tracks, and commercial properties to the south, east, and west. The boundaries of the Site are more fully described in **Appendix A – Environmental Easement**. The owner(s) of the Site parcel(s) at the time of issuance of this SMP is: BRP 10 Commerce LLC, 767 3rd Avenue, 33rd floor, New York, New York 10017.

The Site was previously developed with numerous residential dwellings in the 1800s, and included a rail line spur, and warehouse storage facilities related to the rail lines. In 1896, the northern and western portions of the Site were occupied by the NYNH&H Railroad Company. In 1931, Rosa Coal & Oil Company was identified in the central and southern portions of the Site until 1951. Between 1931 and 1951, the southeast corner of the Site was occupied by the Westchester Coal & Oil Company. Prior to 1966, it appears that the NYNH&H Railroad Company, Rosa Coal & Oil Company and Westchester Coal & Oil Company structures were demolished. A commercial building was constructed on the Site circa 1982 which contained offices as well as an electronics manufacturer in the 1990s. The commercial building was demolished in 2020 as part of the current Site redevelopment. The foundation and floor slab for the new building have been constructed.

2.2 Physical Setting

2.2.1 Land Use

The Site consists of a 0.965-acre rectangular shaped parcel located in a commercial area in the City of New Rochelle, New York. The Site is zoned Downtown Mixed Use and is currently under construction. The planned new construction for the Site will be a residential apartment building that will be constructed as slab-on-grade with a partial subgrade parking garage. The foundation extends to between 3-10 feet below grade surface (ft-bgs) and the ground floor will contain offices, utilities, residences, and open-air parking.

The properties adjoining the Site and in the neighborhood surrounding the Site primarily include commercial properties. The properties immediately south of the Site include commercial properties; the properties immediately north of the Site include Commerce Drive followed by a parking lot and railroad tracks; the properties immediately east of the Site include commercial properties; and the properties to the west of the Site include commercial properties.

2.2.2 Geology

Site soils exceeding USCOs were removed as an Interim Remedial Measure (IRM) to depths between 6 and 18 ft-bgs. The stratigraphy underlying the Site prior to the IRM consisted of a surficial layer of fill material overlying dense native fine-grained sandy soil with some clay and silt and trace amounts of fine gravel. The fill extended from beneath the building foundation/pavement to between 4 and 10 feet bgs and was composed of brown, medium to fine sand with some silt, gravel, brick, concrete, wood and ash. Groundwater was encountered during the Limited Phase II Investigation at depths ranging from 8 to 10 feet below original site grade, and during the RI from 2 to 9 feet below current Site grade (approximately 4 to 11 feet below original Site grade). Bedrock was encountered in Limited Phase II boring SB-03 at about 18 feet bgs and consisted of granite. Bedrock was encountered during the IRM excavation at depths of 10 ft-bgs in the north area and 13 ft-bgs in the southwest corner. Based on the equipment used in previous investigations and during the IRM, the type of bedrock could not be verified. Locations and depths where bedrock was encountered during the IRM were presented in the Construction Completion

Report (CCR). Excavated soils have been replaced with building foundation elements. Site specific boring logs were presented in the Remedial Investigation Report (RIR).

2.2.3 Hydrogeology

Groundwater was encountered during the Limited Phase II Investigation at depths ranging from 8 to 10 feet below original Site grade, and during the RI from 2 to 9 feet below current Site grade (approximately 4 to 11 feet below original Site grade). Groundwater flow direction varies from north-northwest to south-southeast and may be heavily influenced by seasonal changes, precipitation and/or nearby well pumping or construction dewatering operations. A groundwater contour map and groundwater elevation data are provided on **Figure 2.1**. Groundwater monitoring well construction logs were provided in Appendix D of the RIR.

2.3 Investigation and Remedial History

The following narrative provides a remedial history timeline and a brief summary of the available project records to document key investigative and remedial milestones for the Site. Full titles for each of the reports referenced below are provided in Section 8.0 - References.

2.3.1 Phase I ESAs (2004, 2016, 2018) & Asbestos Investigations

The DRE 2004 Phase I Report prepared for Somnia, Inc., the IES 2004 Phase I prepared for a lender, and both the Langan 2016 and 2018 Phase I reports prepared for two different prospective buyers describe the Site as housing a former railroad freight yard, complete with sidings and freight houses as well as coal piles, which each report indicated was a recognized environmental condition (REC). However, only the SESI June 2019 Phase II Report identified the Westchester Coal & Oil Company as an occupant on the southeastern portion of the Site and off-Site property as observed on historical Sanborn

maps dated 1931 and 1951. The Langan reports note that a hydraulic elevator was in use at the Site.

Based on a review of Sanborn Maps, it appears the railyard structures and buildings were demolished in the mid-1960s and the Site was vacant until the commercial building was constructed on the Site in or about 1981-1982. From at least 1992 to 2003, an electronics manufacturer and generator of hazardous waste [F001 (chlorinated solvents), D001 (ignitables) and D002 (corrosives)], known as MF Electronics Corporation (Facility No. NYD001260041), was present at the Site. In the various Phase I reports, this manufacturer is described as both a circuit board manufacturer and manufacturer of quartz chips used in electronic timing devices. The 2016 Langan Phase I report refers to the former electronic manufacturer on the Site, MF Electronics, as a REC. According to this report, MF Electronics had manifested shipments of chlorinated solvents and ignitable and corrosive characteristic hazardous wastes from approximately 1992 to 2003.

The Phase I's noted that Consolidated Edison has also operated the Cedar Street Transfer Yard and Substation approximately 200-300 feet northeast of the Site. This is also a former Manufactured Gas Plant (MGP) site, which has had a number of releases of dielectric fluid and transformer oil, according to the IES report. Prior to Consolidated Edison's occupancy, this property was occupied by Rosa's Coal and Ice Company.

The Phase I's also noted that contaminated fill soils are a REC since most railyard sites contain coal particles, ash, and demolition debris related to the railyard operations, and which result in semi-volatile organic compounds (SVOCs) and metals contamination on the Site.

Despite the fact that the former commercial building dates back only to the early 1980s, the Phase I's noted suspect asbestos, the presence of which was confirmed in a subsequent 2018 Langan Pre-Demolition Hazardous Material Survey. The Volunteer obtained a Department of Labor variance in December 2018 for the removal of friable asbestos.

2.3.2 Langan Limited Phase II Environmental Site Investigation Report, Geophysical Survey & Geotechnical Investigation (July – September 2017)

The Langan 2017 Limited Phase II Site Investigation concluded the following:

- The geophysical survey identified minor anomalies that were consistent with subsurface utility lines; however, anomalies indicative of existing underground storage tanks (USTs) were not identified during the survey.
- The stratigraphy underlying the Site consists of a surficial layer of fill material overlying dense native fine-grained sandy soil with some clay and trace amounts of fine gravel. The fill extended from ground surface to about 4 to 9 feet bgs and is composed of brown, medium to fine sand with some silt, gravel, brick, concrete, ash, rubber, and concrete. This fill layer contained soil cleanup objective (SCO) exceedances of pesticides and metals to the unrestricted use SCOs (USCOs) and/or the restricted residential SCOs (RRSCOs).
- Groundwater was encountered at depths ranging from 8 to 10 feet bgs. Several metals and SVOCs were detected above NYSDEC Technical Operational Guidance Series (TOGS) 1.1.1 GA Ambient Water Quality Standards (AWQS) at the Site in samples collected from temporary wells.
- No visual or olfactory evidence of petroleum impacts (i.e. staining, elevated PID readings, etc.) was identified in any boring advanced as part of the investigation.
- Chromium was present in several borings and exceeded the RRSCOs at 44.7 ppm in one boring;
- The following exceedances of the NYSDEC AWQS for Class GA groundwater were identified: benzo(a)anthracene at 0.05 µg/L; benzo(a)pyrene at 0.11 µg/L; benzo(b)fluoranthene at 0.4 µg/L; indeno(1,2,3-cd)pyrene at 0.15 µg/L; barium at 1,171 µg/L (dissolved metals) and 1,007 µg/L (total metals); iron at 36,700 µg/L (dissolved metals) and 35,600 µg/L (total metals); magnesium at 113,000 µg/L (dissolved metals) and 101,000 µg/L (total metals); manganese at 1,493 µg/L (dissolved metals) and 1,340 µg/L (total metals); and sodium at 726,000 µg/L (dissolved metals) and 71,500 µg/L (total metals).
- In MW-4, the following TOGS AWOS exceedances were identified: chromium at

- 62.15 µg/L (total metals); iron at 3,740 µg/L (dissolved metals) and 26900 µg/L (total metals); magnesium at 121,000 µg/L (dissolved metals) and 13000 µg/L (total metals); manganese at 2,789 µg/L (dissolved metals) and 3404 µg/L (total metals); and sodium 287,000 µg/L (dissolved metals) and 278,000 µg/L (total metals).
- Two subsurface soil vapor samples revealed the following detections of chlorinated volatile organic compounds (VOCs): cis-1,2 DCE was detected at a concentration of 18.2 µg/m³; TCE was detected at 6.56 µg/m³; tetrachloroethene (PCE) was detected at 9.76 and 12.5 µg/m³; 1,1,1-Trichloroethane (1,1,1-TCA) was detected at 98.8 µg/m³; and vinyl chloride was detected at 11.3 µg/m³;
 - A number of petroleum-related VOCs, including benzene, ethylbenzene, toluene and xylenes (BTEX) VOCs (most notably benzene at 120 µg/m³ and 441 µg/m³ in the duplicate sample), were identified in soil vapor.

2.3.3 SESI Phase II Environmental Site Investigation Report (June 2019)

The most recent SESI Phase II investigation results identified evidence of historic fill and historic railroad operations at the Site. SVOCs were identified in soil during the investigation and are likely the result of historic operations as a railroad and coal storage. The soil data indicated the presence of SVOCs exceeding the Restricted Commercial Soil Cleanup Objectives (RCSCOs) and Restricted Industrial Soil Cleanup Objectives (RISCOs), with the greatest concentrations identified on the southwestern and central portions of the property beneath the Site building. Specifically, soil and debris collected from the soil boring location identified as B-24 exhibited the highest concentrations of SVOC contaminants. Materials recovered from this boring included railroad ties. The high SVOC detected in the wood indicates that the wood is treated with high SVOC chemicals such as creosote. Soil vapor samples indicated that benzene, butadiene and chloroform were present in soil gas beneath the pre-existing Site building. The source of these contaminants is unknown; however, SESI notes that additional petroleum-related

contaminants were detected below the NYSDEC UUSCO and RRSCO and included BTEX.

Based on the SESI's Phase II Environmental Site Assessment, the primary contaminants of concern detected are as follows:

Soil

Twenty-four (24) soil samples collected from 24 borings by SESI and analyzed identified the following:

- Polychlorinated biphenyls (PCBs): 0.12 mg/kg to 0.36 mg/kg (B-24 and B-30), above the USCO but below the RRSCO; Pesticides: 4,4'-DDD, 4,4'-DDE and Dieldrin (B-6 and B-19) above the USCO but below the RRSCO; Metals: copper: 64.1 mg/kg, lead: 213 mg/kg max, nickel: 44.8 mg/kg, and zinc: 299 mg/kg above the USCO but below the RRSCO; polycyclic aromatic hydrocarbons (PAHs): numerous PAHs exceeded the RRSCOs, RCSCOs and RISCOs:

Soil Vapor:

Three (3) sub-slab soil vapor samples were collected from the Site identified the following:

- Benzene was detected in one (1) of (3) three samples at 41 $\mu\text{g}/\text{m}^3$; Butadiene was detected in all three (3) samples at 13 $\mu\text{g}/\text{m}^3$, 4.4 $\mu\text{g}/\text{m}^3$, and 7.6 $\mu\text{g}/\text{m}^3$; Chloroform was detected in one (1) of three (3) samples at 40 $\mu\text{g}/\text{m}^3$.

2.3.4 SESI Supplemental Investigation Analytical Data (November 2019)

SESI conducted a supplemental soil investigation on November 8 and 9, 2019. Five (5) test pits were advanced to a maximum depth of 6.5 ft-bgs. Historic fill was encountered and the presence of railroad ties, brick, and wood materials was noted. Investigation findings identified SVOCs and barium in soil exceeding NYSDEC RRSCOs. The greatest concentrations of SVOCs were identified in TP-1 located in the northern portion of the

property, while the highest concentrations of metals were observed in TP-6 located in the southern portion of the property beneath the building.

Five (5) soil samples were collected by SESI and analyzed from four (4) of the test pits:

- VOCs, PCBs and pesticides: none exceeded; metals: barium 555 mg/kg, lead 184 mg/kg, nickel 47.1 mg/kg and zinc 148 mg/kg were detected above the USCO; however, barium is the only metal exceeding the RRSCO; PAHs: numerous PAHs exceeded the RRSCOs, RCSCOs and RISCOs.

2.3.5 SESI Soil Investigation Summary Report (July 2020)

SESI conducted an investigation of Site soils in April 2020 during demolition of the former Site building. The soils investigation was completed in advance of the planned excavation of all Site soils exceeding USCOs as an IRM. The complete report was submitted to NYSDEC in July 2020.

A total of 49 soil samples was collected from borings and test pits across the Site and analyzed for Target Compound List +30/Target Analyte List (TCL+30/TAL) and Per and Polyfluoroalkyl Substances (PFAS):

- Soil impacts exceeding USCOs were identified throughout the soil column and delineated extending down to 12 feet bgs; PAH impacts exceeding both USCOs and RRSCOs were identified as deep as 11 ft-bgs across the Site; metals-contaminated soils exceeding the USCOs were identified in soils as deep as 12-ft bgs; pesticides-impacted soils exceeding USCOs were identified in soils as deep as 11 ft-bgs at the Site; VOCs were identified exceeding the USCOs in soil as deep as 9 ft-bgs; perfluorooctanesulfonic acid (PFOS) and perfluorooctanoic acid (PFOA) were identified in several soil samples at the Site, and several other PFAS compounds were sporadically detected in soil samples as well. PFOA and PFOS leachate was not detected above NYSDEC criteria.

As noted above, all soils delineated in this summary report were subsequently excavated and removed from the Site as an IRM.

2.3.6 SESI Construction Completion Report (CCR) (June 2020)

SESI prepared a CCR to summarize the IRM activities performed at the Site between August 2020 and January 2021. Soil was excavated to depths ranging from 6 to 18 ft bgs across the Site and an approximate total of 25,640 tons of contaminated soil was removed from the Site. Post-excavation soil sample results collected across the Site confirmed that all soils remaining on-Site meet USCOs. The final CCR was submitted to NYSDEC in June 2021 and accepted by the Department in a letter dated June 23, 2021.

2.4 Remedial Action Objectives

The Remedial Action Objectives (RAOs) for the Site as listed in the Decision Document (DD) dated November 12, 2021, as they pertain to Site conditions that include the ~~after~~ completion of the soil IRM, are as follows:

Groundwater

RAOs for Public Health Protection

- Prevent ingestion of groundwater with contaminant levels exceeding drinking water standards.
- Prevent contact with, or inhalation of volatiles, from contaminated groundwater.

RAOs for Environmental Protection

- Restore ground water aquifer to pre-disposal/pre-release conditions, to the extent practicable.

Soil Vapor

RAOs for Public Health Protection

- Mitigate impacts to public health resulting from existing, or the potential for, soil vapor intrusion into buildings at a site.

2.5 Remaining Contamination

2.5.1 Soil

The Site remedy achieved a Track 1 unrestricted Use for soils. Soils within the support of excavation (SOE) boundary were excavated as part of the IRM. The excavation depths were based on the original Site grade elevation of approximately 56 ft above mean sea level (amsl). End-point samples were collected at a minimum frequency of 1 per 900 ft² in each grid in accordance with NYS Division of Environmental Remediation (DER) Technical Guidance for Site Investigation and Remediation (DER-10) sample frequency requirements and analyzed for TCL+30/TAL and PFAS. Clean end-point sample locations and final elevations following excavation are depicted on the post-excavation endpoint survey plan included in Appendix F of the CCR.

2.5.2 Groundwater

Five (5) RIR monitoring wells (MW-1 through MW-5) were installed and sampled in June 2021. In addition, in response to NYSDEC and New York State Department of Health (NYSDOH) comments (September 2, 2021) four (4) deeper monitoring wells (MW-1D, MW-3D, MW-4R, and MW-5D) were installed and sampled in September 2021, along with existing monitoring well MW-2.

Table 2.1 and **Figure 2.2** summarize the results of all samples of groundwater that exceed the standards, criteria and guidelines (SCGs) after completion of the remedial action. Results of the June 2021 RIR groundwater sampling identified one (1) VOC (chloroform) was detected in three (3) wells (MW-1, MW-2, and MW-3) at a concentration in excess of the Class GA standard including in MW-3 (the most upgradient well). One other VOC, total xylene, was also detected above the standard in one (1) well. Two (2) SVOCs, phenol and benzo(a)pyrene, were detected exceeding the standard in two (2) wells. Metals that exceeded the GA standard included arsenic in one well (MW-1), chromium, copper, and lead in one well (MW-4), sodium in four (4) wells and iron in all five (5) wells.

One pesticide (alpha-BHC) was detected slightly above the Class GA Standard, and PCBs were not detected in any of the groundwater samples. In addition, PFOA and PFOS were not detected in excess of the NYS Maximum Contaminant Level (MCL) of 10 ppt (parts per trillion) in any of the 10 groundwater samples, and 1,4-Dioxane was not detected in excess of the New York State MCL of 1 ppb (parts per billion) in any groundwater samples.

Table 2.1: Summary of Exceedances in Groundwater

Sample ID:	NY TOGS Class	MW-1	MW-1D	MW-2	MW-2	MW-3	MW-3D	MW-4*	MW-4R	MW-5	MW-5D
Date Sampled:	GA GW Standards	6/23/2021	9/23/2021	6/23/2021	9/23/2021	6/23/2021	9/23/2021	7/1/2021	9/23/2021	7/1/2021	9/23/2021
Chloroform	7	35.2	45	44.4	55	33.3	52	DNE	10	DNE	34
Xylene (total)	5	5.9	DNE	DNE	DNE	DNE	DNE	DNE	DNE	DNE	DNE
Phenol	1	DNE	DNE	DNE	DNE	DNE	DNE	10.9	DNE	1.7 J	DNE
Benzo(a)anthracene	0.002	DNE	DNE	DNE	DNE	DNE	DNE	DNE	DNE	DNE	0.07
Benzo(a)pyrene	0.002	DNE	DNE	DNE	DNE	DNE	DNE	0.39 J	DNE	0.74 J	0.02
Benzo(b)fluoranthene	0.002	DNE	DNE	DNE	DNE	DNE	DNE	DNE	DNE	DNE	0.04
Benzo(k)fluoranthene	0.002	DNE	DNE	DNE	DNE	DNE	DNE	DNE	DNE	DNE	0.01
Chrysene	0.002	DNE	DNE	DNE	DNE	DNE	DNE	DNE	DNE	DNE	0.06
Indeno(1,2,3-cd)pyrene	0.002	DNE	DNE	DNE	DNE	DNE	DNE	DNE	DNE	DNE	0.02
Chlordane	0.05	DNE	DNE	DNE	DNE	DNE	DNE	DNE	0.292	DNE	DNE
Aluminum	2000	DNE	4970	DNE	DNE	DNE	DNE	DNE	DNE	DNE	5170
Antimony	6	DNE	DNE	DNE	DNE	DNE	DNE	DNE	DNE	DNE	DNE
Arsenic	25	66	DNE	DNE	DNE	DNE	DNE	DNE	DNE	DNE	71.16
Iron	300	15300	5410	8030	449	4490	DNE	157000 ^f	1060	3300	12000
Sodium	20000	113000	53400	31800	29500	DNE	27100	474000 ^f	183000	26100	81900
Chromium	50	DNE	DNE	DNE	DNE	DNE	DNE	344 ^f	DNE	DNE	DNE
Copper	200	DNE	DNE	DNE	DNE	DNE	DNE	299 ^f	DNE	DNE	DNE
Lead	25	DNE	DNE	DNE	DNE	DNE	DNE	213 ^f	DNE	DNE	DNE
Manganese	300	DNE	DNE	DNE	DNE	DNE	DNE	4050 ^f	DNE	DNE	DNE
Nickel	100	DNE	DNE	DNE	DNE	DNE	DNE	291 ^f	DNE	DNE	DNE
alpha-BHC	0.01	DNE	DNE	DNE	DNE	DNE	DNE	0.016 ^g	DNE	DNE	DNE
DNE= Does Not Exceed Standard											
ND = Compound not detected											
^f Elevated sample detection limit due to difficult sample matrix.											
^g More than 40 % RPD for detected concentrations between the two GC columns.											
*MW-4 was destroyed during construction and replaced by MW-4R											

As illustrated in the **Table 2.1** above, results from the newly-installed deeper wells and the resampling of MW-2 conducted in September 2021 are generally similar to the results from the original RI groundwater sampling, with a few exceptions noted below:

- Compared to MW-1, total xylenes and arsenic do not exceed AWQS in MW-1D but aluminum is now reported above AWQS.
- Compared to MW-3, iron does not exceed AWQS in MW-3D but sodium is now reported above AWQS.

- Compared to MW-4, chromium, copper, lead, manganese, nickel, and alpha-BHC do not exceed AWQS in MW-4D, but chloroform and chlordane now exceed the AWQS.
- Compared to MW-5, phenol does not exceed AWQS in MW-5D, but chloroform, several PAHs including benzo(a)anthracene, benzo(b)fluoranthene, benzo(k)fluoranthene, chrysene, and indeno(1,2,3-cd)pyrene, and two metals including aluminum, and arsenic, now exceed AWQS.

Conclusions – Groundwater Results

Based on these more recent results from September 23, 2021, total xylenes, phenol, chromium, copper, lead, manganese, nickel, and alpha-BHC do not exceed AWQS in the deeper wells (MW-1D, MW-3D, MW-4R, MW-5D) or in MW-2. Chloroform (a common background contaminant in groundwater from drinking water discharges) and naturally-occurring metals (aluminum, iron, sodium) are still present in all or most wells. The AWQS exceedances that may potentially be derived from the Site include xylenes and arsenic in MW-1, phenol, benzo(a)pyrene, alpha-BHC, and metals in MW-4 (now destroyed), chlordane in MW-4D and PAHs and arsenic in MW-5D. PFOA, PFOS, and 1,4-dioxane did not exceed their applicable drinking water standards in any wells.

2.5.3 Soil Vapor

Numerous VOCs were detected in sub-slab vapor across the Site. New York State does not have standards, criteria, or guidance values for concentrations of volatile compounds detected in soil vapor. Both petroleum related VOCs and chlorinated VOCs were detected in the vapor samples.

Petroleum-related VOCs detected included benzene, ethylbenzene, toluene, xylenes, trimethylbenzene, propylene, and hexane. The highest concentration of petroleum-related VOCs was detected in vapor sample SV-7, with a total xylene

concentration of 292 ug/m³. The highest concentration of chlorinated VOCs was detected in sample SV-6, with PCE detected at 585 ug/m³. PCE was not detected in any groundwater samples, and xylene was detected in one monitoring well (MW-1), which is located in close proximity to SV-7; however it is at a concentration that would not be a source of VOCs in soil vapor. Ethanol, a common additive to fuels, was detected at apparent elevated concentrations in samples SV-1, SV-4, SV-5, SV-6, and SV-7, with a maximum concentration of 18,800 ug/m³ in SV-5 (see **Figure 2.3**). The data is also summarized on **Table 2.2**.

Conclusions – Soil Vapor Results

- Numerous VOCs were detected in sub-slab soil vapor. The contaminants detected included petroleum-related VOCs, PCE, and ethanol, as described below.
- The highest concentration of petroleum-related VOCs was detected in vapor sample SV-7, with a total xylene concentration of 292 ug/m³. Xylene was detected in one monitoring well (MW-1), which is located in close proximity to SV-7, but at a concentration of 5.9 ug/L, which would not be a source of VOCs in soil vapor.
- The highest concentration of chlorinated VOCs was detected in sample SV-6, with PCE detected at 585 ug/m³. PCE was not detected in any groundwater sample. Ethanol, a common additive to fuels, was detected at apparent elevated concentrations in samples SV-1, SV-4, SV-5, SV-6, and SV-7, with a maximum concentration of 18,800 ug/m³ in SV-5. These VOCs were not detected in soil vapor sampled collected during SESI's Phase II sampling. The source of these VOCs is unknown.

3.0 INSTITUTIONAL AND ENGINEERING CONTROL PLAN

3.1 General

Since remaining contamination exists at the site, Institutional Controls (ICs) and Engineering Controls (ECs) are required to protect human health and the environment. This IC/EC Plan describes the procedures for the implementation and management of all IC/ECs at the Site. The IC/EC Plan is one component of the SMP and is subject to revision by the NYSDEC project manager.

This plan provides:

- A description of all IC/ECs on the Site;
- The basic implementation and intended role of each IC/EC;
- A description of the key components of the IC set forth in the Environmental Easement;
- A description of the controls to be evaluated during each required inspection and periodic review;
- Any other provisions necessary to identify or establish methods for implementing the IC/ECs required by the Site remedy, as determined by the NYSDEC project manager.

3.2 Institutional Controls

An IC is required by the Decision Document to: (1) implement, maintain and monitor Engineering Control systems; (2) prevent future exposure to remaining contamination; and, (3) limit the use and development of the Site to residential, restricted-residential, commercial or industrial uses only. Adherence to this IC on the Site is required by the Environmental Easement and will be implemented under this SMP. ICs identified in the Environmental Easement may not be discontinued without an amendment to or extinguishment of the Environmental Easement. The IC boundaries are shown on **Figure 1.2**. This IC, as stated in the Decision Document is:

- Recording of an environmental easement for the controlled property which will:
 - require the remedial party or Site owner to complete and submit to the Department a periodic certification of institutional and engineering controls in accordance with 6 NYCRR Section 375- 1.8 (h)(3);
 - allow the use and development of the controlled property for residential use or restricted residential use or commercial use or industrial use as defined by 6 NYCRR Section 375-1.8(g), although land use is subject to local zoning laws;
 - restrict the use of groundwater as a source of potable or process water, without necessary water quality treatment as determined by the NYSDOH or County DOH; and
 - require compliance with the Department-approved SMP.

Compliance with this SMP includes the following items:

- Groundwater and other environmental or public health monitoring must be performed as defined in this SMP;
- Data and information pertinent to site management must be reported at the frequency and in a manner as defined in this SMP;
- Monitoring to assess the performance and effectiveness of the remedy must be performed as defined in this SMP;
- Access to the Site must be provided to agents, employees or other representatives of the State of New York with reasonable prior notice to the property owner to assure compliance with the restrictions identified by the Environmental Easement;
- The potential for vapor intrusion must be evaluated for any buildings developed in the area within the IC boundaries noted on **Figure 1.2**, and any potential impacts that are identified must be monitored or mitigated;

3.3 Engineering Controls

The required engineering controls listed in the DD include the following:

- Groundwater monitoring during the five-year conditional Track 1 evaluation period

- Any Engineering Controls that may be required following the five-year conditional Track 1 evaluation period (e.g., sub-slab depressurization system, active groundwater treatment)

Groundwater monitoring and well construction details are provided in Section 4.2 below.

3.3.1 Sub-slab Ventilation Piping and Vapor Sealing Membrane

Sub-slab ventilation piping and a vapor sealing layer (vapor barrier) have proactively been installed underneath the eastern portion of the building foundation in the event that the results of the soil vapor intrusion evaluation require an engineering control (sub-slab depressurization system [SSDS]) to mitigate the potential for soil vapor intrusion. The vapor barrier consists of a Florprufe 120® liner to serve as the sealing layer, which is underlain by 4-inch perforated vent pipe placed in a 6-inch layer of 3/4 crushed stone. The vent pipes are horizontally manifolded to PVC piping and a vent riser that extends to the 2nd floor. Vapor Pins™ have been installed through the concrete slab for sub-slab vapor sampling and will also be used for pressure differential testing, in the event the system is required to be activated, to demonstrate the system performance. The SSDS designs were presented in Appendix A of the RAWP.

3.3.2 Criteria for Completion of Remediation/Termination of Remedial Systems

Generally, remedial processes are considered completed when monitoring indicates that the remedy has achieved the remedial action objectives identified by the Decision Document. The framework for determining when remedial processes are complete is provided in Section 6.4 of NYSDEC DER-10. Unless waived by the NYSDEC, confirmation samples of applicable environmental media are required before terminating any remedial actions at the site. Confirmation samples require Category B deliverables and a Data Usability Summary Report (DUSR).

The remedial party will also conduct any needed Site restoration activities, such as asphalt patching and decommissioning treatment system equipment. In addition, the remedial party will conduct any necessary restoration of vegetation coverage, trees and wetlands, and will comply with NYSDEC and United States Army Corps of Engineers regulations and guidance. Also, the remedial party will ensure that no ongoing erosion is occurring on the Site.

3.3.2.1 – Sub-slab Depressurization System

If an SSD system is required based on the results of the soil vapor intrusion (SVI) evaluation, it will not be discontinued unless prior written approval is granted by the NYSDEC and the NYSDOH project managers. If monitoring data indicates that the SSD system may no longer be required, a proposal to discontinue the SSD system will be submitted by the remedial party to the NYSDEC and NYSDOH project managers.

3.3.2.2 - Monitoring Wells associated with Monitored Natural Attenuation

Groundwater monitoring activities to assess natural attenuation will continue, as determined by the NYSDEC project manager in consultation with NYSDOH project manager, until residual groundwater concentrations are found to be consistently below ambient water quality standards, the Site SCGs, or have become asymptotic at an acceptable level over an extended period. In the event that monitoring data indicates that monitoring for natural attenuation may no longer be required, a proposal to discontinue the monitoring will be submitted by the remedial party. Monitoring will continue until permission to discontinue is granted in writing by the NYSDEC project manager. If groundwater contaminant levels become asymptotic at a level that is not acceptable to the NYSDEC, additional source removal, treatment and/or control measures will be evaluated.

4.0 MONITORING AND SAMPLING PLAN

4.1 General

This Monitoring and Sampling Plan describes the measures for evaluating the overall performance and effectiveness of the remedy. This Monitoring and Sampling Plan may only be revised with the approval of the NYSDEC project manager. Details regarding the sampling procedures, data quality usability objectives, analytical methods, etc. for all samples collected as part of site management for the Site are included in the Quality Assurance Project Plan provided in **Appendix C**.

This Monitoring and Sampling Plan describes the methods to be used for:

- Sampling and analysis of all appropriate media (e.g., groundwater, indoor air, soil vapor);
- Assessing compliance with applicable NYSDEC SCGs, particularly groundwater standards and Part 375 SCOs for soil; and
- Evaluating site information periodically to confirm that the remedy continues to be effective in protecting public health and the environment;

To adequately address these issues, this Monitoring and Sampling Plan provides information on:

- Sampling locations, protocol and frequency;
- Information on all designed monitoring systems;
- Analytical sampling program requirements;
- Inspection and maintenance requirements for monitoring wells;
- Monitoring well decommissioning procedures; and
- Annual inspection and periodic certification.

Reporting requirements are provided in Section 7.0 of this SMP.

4.2 Post-Remediation Media Monitoring and Sampling

Samples shall be collected from the monitoring wells MW-1, MW-1D, MW-2, MW-3, MW-3D, MW-4R, MW-5, and MW-5D (**Figure 4.1**) on a routine basis. Sampling locations, required analytical parameters and schedule are provided in **Table 4.1 – Post Remediation Sampling Requirements and Schedule** below. Sub-slab vapor and indoor air samples will be collected once during the heating season prior to building occupancy. In the event that construction is not completed during heating season in early 2022, sampling may be repeated the following heating season based on the results. The sampling locations and required analytical parameters are provided on **Table 4.1** below, and the proposed sub-slab/indoor air sample locations are shown on **Figure 4.2**. Modification to the frequency or sampling requirements may only be modified with the approval from both the NYSDEC and NYSDOH project managers.

Table 4.1: Post Remediation Sampling Requirements and Schedule

Sampling Location	Analytical Parameters				Schedule
	VOCs (EPA Method 8260C)	As, Cr, Cu, Pb, Ni, Mn (EPA Method 6010B)	SVOCs (EPA Method 8270D)	VOC (EPA Method TO-15)	
MW-1	X	X	X		Quarterly (can be modified with DEC/DOH approval)
MW-1D	X	X	X		
MW-2	X	X	X		
MW-3	X	X	X		
MW-3D	X	X	X		
MW-4R	X	X	X		
MW-5	X	X	X		
MW-5D	X	X	X		
SV-2/IA-2				X	Will be conducted once during the heating season in early 2022 prior to building occupancy. If
SV-5/IA-5				X	
SV-7/IA-7				X	
SV-6/IA-6				X	
SV102/IA-102				X	

Sampling Location	Analytical Parameters				Schedule
	VOCs (EPA Method 8260C)	As, Cr, Cu, Pb, Ni, Mn (EPA Method 6010B)	SVOCs (EPA Method 8270D)	VOC (EPA Method TO-15)	
SV101/IA-101A AND IA-101B				X	construction is not completed during heating season, sampling may be repeated during the following heating season.
AA-1				X	See above.

Detailed sample collection and analytical procedures and protocols are provided in **Appendix D – Field Sampling Plan** and **Appendix C – Quality Assurance Project Plan**.

4.2.1 Groundwater Sampling

Groundwater monitoring will be performed quarterly to assess the performance of the remedy. After two (2) years, the remedial party/operator may request to modify the scope of the GW sampling. Modification to the frequency or sampling requirements will require approval from the NYSDEC project manager. The sampling locations, required analytical parameters, and the sampling schedule for sub-slab vapor and groundwater sampling are provided in **Table 4.1** above and on **Figures 4.1** (groundwater) and **4.2** (sub-slab vapor).

The existing network of eight (8) monitoring wells has been installed to monitor on-Site groundwater conditions at the Site to evaluate the effectiveness of the remediation. **Table 4.2** below summarizes the wells identification number, as well as the location, depths, diameter and screened intervals of the wells. The field representative will measure depth to the water table for each monitoring well in the network before sampling. Monitoring well construction logs are included in **Appendix E** of this document.

Table 4.2 – Monitoring Well Construction Details

Monitoring Well ID	Well Location	Coordinates (longitude/latitude)	Well Diameter (inches)	Elevation (above mean sea level)			
				Casing	Surface	Screen Top	Screen Bottom
MW-1	West side interior building	40° 54' 49.81" N, 73° 46' 49.74" W	1	49.00	49.04	49.00	44.50
MW-1D	West side of building	40° 54' 50" N, 73° 46' 50" W	2	58.65	52.65	48.27	38.27
MW-2	Northwest area of Site	40° 54' 50.81" N, 73° 46' 50.52" W	2	54.096	54.096	50.716	45.716
MW-3	Northwest area of Site	40° 54' 51.52" N 73° 46' 49.65" W	1	54.00	54.14	54.00	49.00
MW-3D	Northeast corner of Site	40° 54' 52" N, 73° 46' 50" W	2	51.56	52.08	46.08	36.08
MW-4R	West side of Site	40° 54' 50" N, 73° 46' 48" W	2	53.09	53.09	44.09	34.09
MW-5	Centre of Site	40° 54' 50.66" N, 73° 46' 49.53 " W	1	52.00	52.50	52.00	46.00
MW-5D	Center of Site	40° 54' 51" N, 73° 46' 50 " W	2	52.63	52.85	48.75	39.35

If biofouling or silt accumulation occurs in the on-Site and/or off-Site monitoring wells, the wells will be physically agitated/surged and redeveloped. Additionally, monitoring wells will be properly decommissioned and replaced if an event renders the wells unusable.

Repairs and/or replacement of wells in the monitoring well network will be performed based on assessments of structural integrity and overall performance.

The NYSDEC project manager will be notified prior to any repair or decommissioning of any monitoring well for the purpose of replacement, and the repair or

decommissioning and replacement process will be documented in the subsequent Periodic Review Report. Well decommissioning without replacement will be done only with the prior approval of the NYSDEC project manager. Well abandonment will be performed in accordance with NYSDEC's guidance entitled "CP-43: Groundwater Monitoring Well Decommissioning Procedures." Monitoring wells that are decommissioned because they have been rendered unusable will be replaced in kind in the nearest available location, unless otherwise approved by the NYSDEC project manager.

The sampling frequency may only be modified with the approval of the NYSDEC project manager. This SMP will be modified to reflect changes in sampling plans approved by the NYSDEC project manager.

Deliverables for the groundwater monitoring program are specified in Section 7.0 – Reporting Requirements.

4.2.2 Soil Vapor Intrusion Evaluation Sampling

Soil vapor intrusion sampling will be performed once during the heating season prior to building occupancy to assess the performance of the remedy. In the event that construction is not completed during the heating season in early 2022, sampling may be repeated the following heating season based on the results. Modification to the frequency or sampling requirements will require approval from both the NYSDEC and NYSDOH project managers. In addition, a soil vapor intrusion investigation work plan will be submitted to the NYSDEC and NYSDOH for review and approval prior to the SVI evaluation being implemented.

Sub-slab vapor points with co-located indoor air samples will be used to evaluate the potential for vapor intrusion conditions at the Site. **Table 4.3** below summarizes the vapor point identification number, as well as the location and elevation. The soil vapor evaluation sample location plan is illustrated on **Figure 4.2**.

Table 4.3 – Sub-Slab Vapor/Indoor Air/Ambient Air Point Details

Vapor Point ID	Vapor Pin Location	Coordinates (longitude/latitude)	Vapor Point Type	Elevation (above mean sea level)
SV-2/IA-2	Western side	40° 54' 50.37" N, 73° 46' 50.38" W	Vapor Pin/Sub-Slab	46.33
SV-5/IA-5	East center	40° 54' 50.87" N, 73° 46' 48.97" W	Vapor Pin/Sub-Slab	52.40
SV-7/IA-7	South side	40° 54' 49.82" N, 73° 46' 49.10" W	Vapor Pin/Sub-Slab	48.06
SV-6/IA-6	Southeast corner	40° 54' 50.17" N, 73° 46' 48.22" W	Vapor Pin/Sub-Slab	54.12
SV-102/IA-102	Northeast corner	40° 54' 51.52" N, 73° 46' 49.65" W	Vapor Pin/Sub-Slab	54.14
SV-101/IA-101A, IA101B	East side of building	TBD (to be determined)	Vapor Pin/Sub-Slab	TBD
AA-1	Outside of building	TBD	Not Applicable	TBD

The sub-slab vapor and indoor/ambient air samples will be collected in accordance with the procedures of the NYS Department of Health October 2006 Guidance for Evaluating Soil Vapor Intrusion in the State of New York as amended. The sub-slab vapor and indoor air samples will be collected into laboratory supplied 6-liter, stainless-steel summa canisters. Sample duration for all vapor/air samples will be 24 hours. The summa canisters will be equipped with a manometer to verify the canister is under vacuum, and a flow controller will be set to an appropriate flow rate for a 24-hr sample. A sample log sheet will be maintained summarizing sample identification, date and time of sample collection, sampling depth, identity of samplers, sampling methods and devices, soil vapor purge volumes, volume of the soil vapor extracted, vacuum of canisters before and after the samples are collected, apparent moisture content of the sampling zone, and chain of

custody protocols. The vapor samples will be sent to a certified laboratory for analysis of VOCs in accordance with EPA Method TO-15. In addition to the sub-slab vapor and indoor air, one ambient air sample will be collected with a 6-liter summa canister set to a flow rate of 200 ml/min. The field sampling procedures are described in the QAPP and the Field Sampling Plan, which are included as **Appendices C and D**, respectively.

As part of the vapor sampling, a tracer gas will be used to serve as a QA/QC device to verify the integrity of the soil vapor probe seal. Helium will be used as the tracer gas, and a box will serve to keep it in contact with the probe during testing. A portable monitoring device will be used to analyze a sample of soil vapor for the tracer prior to sampling. If the tracer sample results show a presence of the tracer that exceeds 10 percent, the probe seals will be adjusted to prevent infiltration. At the conclusion of the sampling round, tracer monitoring will be performed a second time to confirm.

The sampling frequency may only be modified with the approval of the NYSDEC project manager. This SMP will be modified to reflect changes in sampling plans approved by the NYSDEC project manager.

Deliverables for the soil vapor intrusion sampling program are specified in Section 7.0 – Reporting Requirements.

4.2.3 Monitoring and Sampling Protocol

All sampling activities will be recorded in a field book and associated sampling log as provided in **Appendix F** - Site Management Forms. Other observations (e.g., groundwater monitoring well integrity) will be noted on the sampling log. The sampling log will serve as the inspection form for the monitoring network. Additional detail regarding monitoring and sampling protocols are provided in the Site-specific Field Sampling Plan provided as **Appendix D** of this document. The Health and Safety Plan is provided as **Appendix G**.

5.0 OPERATION AND MAINTENANCE PLAN

5.1 General

The Site remedy does not currently rely on any mechanical systems, such as groundwater treatment systems, active sub-slab depressurization systems or air sparge/soil vapor extraction systems to protect public health and the environment. Therefore, the operation and maintenance of such components is not included in this SMP. If the SSDS must be activated, this SMP will be updated.

6.0 PERIODIC ASSESSMENTS/EVALUATIONS

6.1 Climate Change Vulnerability Assessment

Increases in both the severity and frequency of storms/weather events, an increase in sea level elevations along with accompanying flooding impacts, shifting precipitation patterns and wide temperature fluctuation, resulting from global climactic change and instability, have the potential to significantly impact the performance, effectiveness and protectiveness of a given site and associated remedial systems. Vulnerability assessments provide information so that the Site and associated remedial systems are prepared for the impacts of the increasing frequency and intensity of severe storms/weather events and associated flooding.

This section provides a summary of vulnerability assessments that will be conducted for the Site during periodic assessments, and briefly summarizes the vulnerability of the Site and/or engineering controls to severe storms/weather events and associated flooding.

1. The Site is not located in a floodplain.
2. During severe rain events low lying areas of the Site may experience brief flooding limiting access to vapor sampling points.
3. High winds are not expected to damage the wells or vapor points.
4. The wells and vapor points are not vulnerable to loss of electric power.
5. No spill or containment areas exist on the Site that would cause a release during severe weather events.

6.2 Green Remediation Evaluation

NYSDEC's DER-31 Green Remediation requires that green remediation concepts and techniques be considered during all stages of the remedial program including Site

management, with the goal of improving the sustainability of the cleanup and summarizing the net environmental benefit of any implemented green technology. This section of the SMP provides a summary of any green remediation evaluations to be completed for the Site during site management, and as reported in the Periodic Review Report (PRR).

- There will be minimal waste generated during well monitoring (well tubing, bailers, etc. water purged from wells during groundwater sampling will be drummed for off-Site disposal).
- There is no mechanical equipment required and therefore no electrical energy usage associated with the Site monitoring.
- There is no mechanical equipment required and therefore no emissions are associated with the Site monitoring.
- Small amounts of clean deionized water (less than two [2] gallons per quarter) may be used for cleaning of dedicated sampling equipment.
- The Site monitoring will not disturb the land and/or ecosystems.

6.2.1 Metrics and Reporting

As discussed in Section 7.0 and as shown in **Appendix F** – Site Management Forms, information on energy usage, solid waste generation, transportation and shipping, water usage and land use and ecosystems will be recorded to facilitate and document consistent implementation of green remediation during site management and to identify corresponding benefits. A set of metrics has been developed.

7.0. REPORTING REQUIREMENTS

7.1 Site Management Reports

All site management inspection, maintenance and monitoring events will be recorded on the appropriate site management forms provided in **Appendix F**. These forms are subject to NYSDEC revision. All site management inspection, maintenance, and monitoring events will be conducted by a qualified environmental professional as defined in 6 NYCRR Part 375, a Professional Engineer (PE) who is licensed and registered in New York State, or a qualified person who directly reports to a PE who is licensed and registered in New York State.

All applicable inspection forms and other records, including media sampling data and system maintenance reports, generated for the Site during the reporting period will be provided in electronic format to the NYSDEC in accordance with the requirements of **Table 7.1** and summarized in the Periodic Review Report.

Table 7.1: Schedule of Inspection Reports

Task/Report	Reporting Frequency*
Groundwater Monitoring Well Sampling	Quarterly
Sub-Slab and Indoor Air Sampling	Will be conducted once during the heating season in early 2022 prior to building occupancy. If construction is not completed during heating season, sampling may be repeated the following heating season.
Periodic Review Report	Annually, or as otherwise determined by the NYSDEC

* The frequency of events will be conducted as specified until otherwise approved by the NYSDEC project manager.

All interim monitoring/inspections reports will include, at a minimum:

- Date of event or reporting period;
- Name, company, and position of person(s) conducting monitoring/inspection activities;
- Description of the activities performed;
- Where appropriate, color photographs or sketches showing the approximate location of any problems or incidents noted (included either on the checklist/form or on an attached sheet);
- Type of samples collected (e.g., sub-slab vapor, indoor air, outdoor air);
- Copies of all field forms completed (e.g., well sampling logs, chain-of-custody documentation);
- Sampling results in comparison to appropriate standards/criteria;
- A figure illustrating sample type and sampling locations;
- Copies of all laboratory data sheets and the required laboratory data deliverables required for all points sampled (to be submitted electronically in the NYSDEC-identified format);
- Any observations, conclusions, or recommendations; and
- A determination as to whether contaminant conditions have changed since the last reporting event.

Non-routine maintenance event reporting forms will include, at a minimum:

- Date of event;
- Name, company, and position of person(s) conducting non-routine maintenance/repair activities;
- Description of non-routine activities performed;
- Where appropriate, color photographs or sketches showing the approximate location of any problems or incidents (included either on the form or on an attached sheet); and

- Other documentation such as copies of invoices for repair work, receipts for replacement equipment, etc. (attached to the checklist/form).

Data will be reported in digital format as determined by the NYSDEC. Currently, data is to be supplied electronically and submitted to the NYSDEC EQuIS™ database in accordance with the requirements found at this link <http://www.dec.ny.gov/chemical/62440.html>.

7.2 Periodic Review Report

A PRR will be submitted to the NYSDEC project manager beginning sixteen (16) months after the Certificate of Completion is issued. After submittal of the initial Periodic Review Report, the next PRR shall be submitted annually to the NYSDEC project manager or at another frequency as may be required by the NYSDEC project manager. In the event that the Site is subdivided into separate parcels with different ownership, a single Periodic Review Report will be prepared that addresses the Site described in **Appendix A - Environmental Easement**. The report will be prepared in accordance with NYSDEC's DER-10 and submitted within 30 days of the end of each certification period. Media sampling results will also be incorporated into the Periodic Review Report. The report will include:

- Identification, assessment and certification of all ECs/ICs required by the remedy for the site.
- Results of the required annual site inspections, fire inspections and severe condition inspections, if applicable.
- All applicable site management forms and other records generated for the Site during the reporting period in the NYSDEC-approved electronic format, if not previously submitted.
- Identification of any wastes generated during the reporting period, along with waste characterization data, manifests, and disposal documentation.
- A summary of any discharge monitoring data and/or information generated during the reporting period, with comments and conclusions.

- Data summary tables and graphical representations of contaminants of concern by media (groundwater, soil vapor, etc.), which include a listing of all compounds analyzed, along with the applicable standards, with all exceedances highlighted. These tables and figures will include a presentation of past data as part of an evaluation of contaminant concentration trends, including but not limited to:
 - Trend monitoring graphs that present groundwater contaminant levels from before the start of the remedy implementation to the most current sampling data;
 - Trend monitoring graphs depicting system influent analytical data on a per event and cumulative basis;
 - A current plume map for sites with remaining groundwater contamination; and
 - A groundwater elevation contour map for each gauging event.
- Results of all analyses, copies of all laboratory data sheets, and the required laboratory data deliverables for all samples collected during the reporting period will be submitted in digital format as determined by the NYSDEC. Currently, data is supplied electronically and submitted to the NYSDEC EQUIS™ database in accordance with the requirements found at this link: <http://www.dec.ny.gov/chemical/62440.html>.
- A Site evaluation, which includes the following:
 - The compliance of the remedy with the requirements of the site-specific Remedial Action Work Plan (RAWP), Record of Decision (ROD) or Decision Document;
 - Any new conclusions or observations regarding site contamination based on inspections or data generated by the Monitoring and Sampling Plan for the media being monitored;
 - Recommendations regarding any necessary changes to the remedy and/or Monitoring and Sampling Plan;
 - An evaluation of trends in contaminant levels in the affected media to determine if the remedy continues to be effective in achieving remedial goals as specified by the RAWP, ROD or Decision Document; and
 - The overall performance and effectiveness of the remedy.

7.2.1 Certification of Institutional and Engineering Controls

Following the last inspection of the reporting period, a qualified environmental professional as defined in 6 NYCRR Part 375 or Professional Engineer licensed to practice and registered in New York State will prepare, and include in the Periodic Review Report, the following certification as per the requirements of NYSDEC DER-10:

“For each institutional or engineering control identified for the site, I certify that all of the following statements are true:

- *The inspection of the Site to confirm the effectiveness of the institutional and engineering controls required by the remedial program was performed under my direction;*
- *The institutional control and/or engineering control employed at this Site is unchanged from the date the control was put in place, or last approved by the Department;*
- *Nothing has occurred that would impair the ability of the control to protect the public health and environment;*
- *Nothing has occurred that would constitute a violation or failure to comply with any site management plan for this control;*
- *Access to the Site will continue to be provided to the Department to evaluate the remedy, including access to evaluate the continued maintenance of this control;*
- *If a financial assurance mechanism is required under the oversight document for the site, the mechanism remains valid and sufficient for the intended purpose under the document;*
- *Use of the Site is compliant with the environmental easement;*
- *The engineering control systems are performing as designed and are effective;*
- *To the best of my knowledge and belief, the work and conclusions described in this certification are in accordance with the requirements of the Site remedial program and generally accepted engineering practices; and*
- *The information presented in this report is accurate and complete.*

“I certify that all information and statements in this certification form are true. I understand that a false statement made herein is punishable as a Class “A” misdemeanor, pursuant to Section 210.45 of the Penal Law. I, Fuad Dahan, of 12A Maple Avenue, Pine Brook, New Jersey, am certifying as Owner’s/Remedial Party’s Designated Site Representative for the site.”

“I certify that the New York State Education Department has granted a Certificate of Authorization to provide Professional Engineering services to the firm that prepared this Periodic Review Report.”

At the end of each certifying period, as determined by the NYSDEC project manager, the following certification will be provided to the NYSDEC project manager:

“For each institutional identified for the site, I certify that all of the following statements are true:

- *The institutional control employed at this Site is unchanged from the date the control was put in place, or last approved by the Department;*
- *Nothing has occurred that would impair the ability of the control to protect the public health and environment;*
- *Nothing has occurred that would constitute a violation or failure to comply with any site management plan for this control;*
- *Access to the Site will continue to be provided to the Department to evaluate the remedy, including access to evaluate the continued maintenance of this control;*
- *If a financial assurance mechanism is required under the oversight document for the site, the mechanism remains valid and sufficient for the intended purpose under the document;*
- *Use of the Site is compliant with the environmental easement.*
- *The information presented in this report is accurate and complete.*

I certify that all information and statements in this certification form are true. I understand that a false statement made herein is punishable as a Class “A” misdemeanor, pursuant to Section 210.45 of the Penal Law. I, Fuad Dahan, of 12A Maple Avenue, Pine Brook, New Jersey, am certifying as Owner’s Designated Site Representative for the site.”

- No new information has come to my attention, including groundwater monitoring data from wells located at the Site boundary, if any, to indicate that the assumptions made in the qualitative exposure assessment of off-site contamination are no longer valid; and*
- The assumptions made in the qualitative exposure assessment remain valid.*

The signed certification will be included in the Periodic Review Report.

The Periodic Review Report will be submitted, in electronic format, to the NYSDEC project manager and the NYSDOH project manager. The Periodic Review Report may also need to be submitted in hard-copy format if requested by the NYSDEC project manager.

7.3 Corrective Measures Work Plan

If any component of the remedy is found to have failed, or if the periodic certification cannot be provided due to the failure of an institutional or engineering control or failure to conduct site management activities, a Corrective Measures Work Plan will be submitted to the NYSDEC project manager for approval. This plan will explain the failure and provide the details and schedule for performing work necessary to correct the failure. Unless an emergency condition exists, no work will be performed pursuant to the Corrective Measures Work Plan until it has been approved by the NYSDEC project manager.

8.0 REFERENCES

- A. 2004 DRE Environmental, Inc. Phase I Environmental Site Assessment Report prepared for Somnia, Inc. (prior owner);
- B. 2004 IES of Connecticut Phase I Environmental Site Assessment Report for Citibank
- C. 2016 January Langan Phase I Environmental Site Assessment Report for a prior prospective purchaser;
- D. 2017 July Langan Limited Phase II Investigation for BRP;
- E. 2018 January Langan Final Phase I Environmental Site Assessment Report;
- F. 2018 September Langan Pre-Demolition Hazardous Material Survey;
- G. 2018 September Langan Geotechnical Report;
- H. 2018 December DOL Variance Approval for the Removal of Friable Asbestos;
- I. 2019 April 1 – SESI Letter Report Summarizing Soil Sample Results;
- J. 2019 June 4 – SESI Phase II Environmental Investigation Report
- K. 6 NYCRR Part 375, Environmental Remediation Programs. December 14, 2006.
- L. NYSDEC DER-10 – “Technical Guidance for Site Investigation and Remediation”.
- M. NYSDEC, 1998. Ambient Water Quality Standards and Guidance Values and Groundwater Effluent Limitations Division of Water Technical and Operational Guidance Series (TOGS) 1.1.1. June 1998 (April 2000 addendum).

Tables

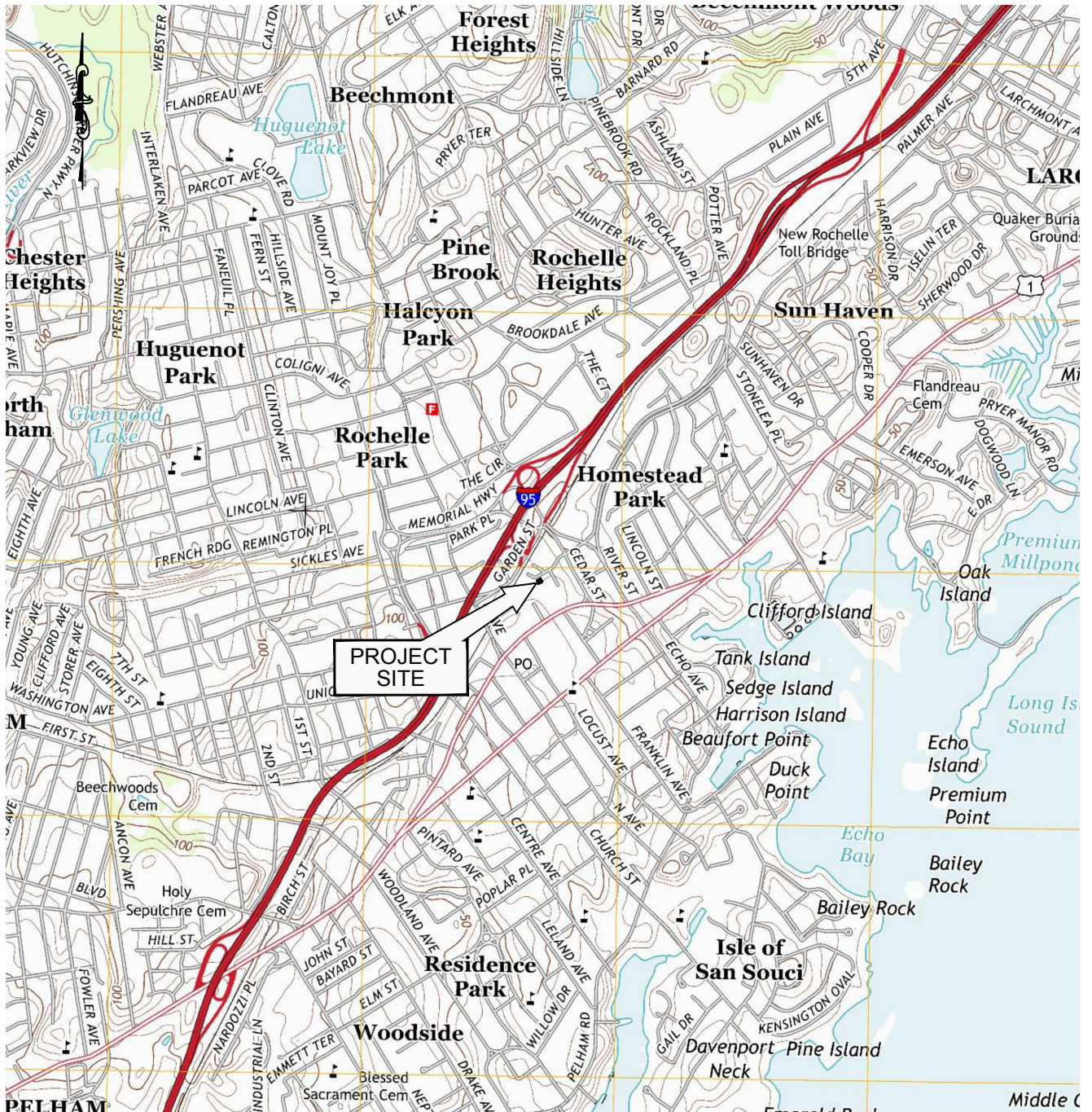
Table 2.2
Sub-Slab Vapor Concentrations
10 Commerce Drive, New Rochelle, NY

Sample ID:		SV-2	SV-1	SV-7	SV-4	SV-5	SV-3	SV-8	SV-6	AMBIENT
Lab Sample ID:		JD27723-1	JD27723-2	JD27723-3	JD27723-4	JD27723-5	JD27723-6	JD27723-7	JD27723-8	JD27723-9
Date Sampled:		7/2/2021	7/2/2021	7/2/2021	7/2/2021	7/2/2021	7/2/2021	7/2/2021	7/2/2021	7/2/2021
Matrix:	Units	Soil Vapor Comp.	Soil Vapor Comp.	Soil Vapor Comp.	Soil Vapor Comp.	Soil Vapor Comp.	Soil Vapor Comp.	Soil Vapor Comp.	Soil Vapor Comp.	Ambient Air Comp.
MS Volatiles (TO-15) - ug/m3										
Acetone	ug/m3	22	31.8	43.5	91	706	22	29.9	75.8	17
1,3-Butadiene	ug/m3	12	56.4	ND (2.0)	ND (0.40)	ND (2.0)	0.62	1.3	ND (0.40)	ND (0.082)
Benzene	ug/m3	25	40.3	ND (0.77)	3.5	8.3 J	3.5	6.1	6.7	1.2
Bromodichloromethane	ug/m3	ND (0.18)	109	103	8	ND (3.6)	ND (0.18)	ND (0.18)	ND (0.74)	ND (0.14)
Bromoform	ug/m3	ND (0.38)	ND (7.8)	ND (7.8)	ND (1.6)	ND (7.8)	ND (0.38)	ND (0.38)	ND (1.6)	ND (0.31)
Bromomethane	ug/m3	ND (0.085)	ND (1.7)	ND (1.7)	ND (0.34)	ND (1.7)	ND (0.085)	ND (0.085)	ND (0.34)	ND (0.070)
Bromoethene	ug/m3	ND (0.096)	ND (1.9)	ND (1.9)	ND (0.38)	ND (1.9)	ND (0.096)	ND (0.096)	ND (0.38)	ND (0.079)
Benzyl Chloride	ug/m3	ND (0.29)	ND (5.7)	ND (5.7)	ND (1.2)	ND (5.7)	ND (0.29)	ND (0.29)	ND (1.2)	ND (0.23)
Carbon disulfide	ug/m3	1.2	13	ND (1.5)	34.3	34.3	ND (0.075)	ND (0.075)	27	ND (0.059)
Chlorobenzene	ug/m3	ND (0.12)	ND (2.4)	ND (2.4)	ND (0.46)	ND (2.4)	ND (0.12)	ND (0.12)	ND (0.46)	ND (0.097)
Chloroethane	ug/m3	ND (0.13)	ND (2.6)	6.1 J	ND (0.50)	ND (2.6)	ND (0.13)	ND (0.13)	ND (0.50)	ND (0.10)
Chloroform	ug/m3	8.3	2250	3020	393	59.1	0.35 J	0.68 J	72.3	ND (0.078)
Chloromethane	ug/m3	1.2	ND (0.64)	ND (0.64)	ND (0.13)	ND (0.64)	1.2	1.1	ND (0.13)	0.97
3-Chloropropene	ug/m3	ND (0.13)	ND (2.5)	ND (2.5)	ND (0.50)	ND (2.5)	ND (0.13)	ND (0.13)	ND (0.50)	ND (0.10)
2-Chlorotoluene	ug/m3	ND (0.13)	ND (2.6)	ND (2.6)	ND (0.52)	ND (2.6)	ND (0.13)	ND (0.13)	ND (0.52)	ND (0.10)
Carbon tetrachloride	ug/m3	0.34 J	ND (3.0)	ND (3.0)	ND (0.59)	ND (3.0)	ND (0.15)	ND (0.15)	7.5	0.34 J
Cyclohexane	ug/m3	7.9	317	ND (1.5)	246	321	4.1	8.9	434	1.3
1,1-Dichloroethane	ug/m3	ND (0.049)	ND (0.93)	ND (0.93)	ND (0.19)	ND (0.93)	ND (0.049)	ND (0.049)	ND (0.19)	ND (0.038)
1,1-Dichloroethylene	ug/m3	ND (0.067)	ND (1.3)	ND (1.3)	ND (0.27)	ND (1.3)	ND (0.067)	ND (0.067)	ND (0.27)	ND (0.052)
1,2-Dibromoethane	ug/m3	ND (0.14)	ND (2.8)	ND (2.8)	ND (0.55)	ND (2.8)	ND (0.14)	ND (0.14)	ND (0.55)	ND (0.11)
1,2-Dichloroethylene	ug/m3	ND (0.085)	ND (1.7)	ND (1.7)	ND (0.34)	ND (1.7)	ND (0.085)	ND (0.085)	ND (0.34)	ND (0.069)
1,2-Dichloropropane	ug/m3	ND (0.088)	ND (1.8)	ND (1.8)	ND (0.36)	ND (1.8)	ND (0.088)	ND (0.088)	ND (0.36)	ND (0.069)
1,4-Dioxane	ug/m3	ND (0.19)	ND (3.6)	ND (3.6)	ND (0.76)	ND (3.6)	ND (0.19)	ND (0.19)	ND (0.76)	ND (0.15)
Dichlorodifluoromethane	ug/m3	1.9	ND (1.6)	ND (1.6)	2.2 J	ND (1.6)	2	1.9	2.0 J	1.7
Dibromochloromethane	ug/m3	ND (0.28)	ND (5.7)	ND (5.7)	ND (1.1)	ND (5.7)	ND (0.28)	ND (0.28)	ND (1.1)	ND (0.23)
trans-1,2-Dichloroethylene	ug/m3	ND (0.029)	ND (0.59)	ND (0.59)	ND (0.11)	ND (0.59)	ND (0.029)	ND (0.029)	ND (0.11)	ND (0.023)
cis-1,2-Dichloroethylene	ug/m3	0.38 J	ND (0.91)	ND (0.91)	0.91 J	ND (0.91)	ND (0.048)	ND (0.048)	ND (0.19)	5.9
cis-1,3-Dichloropropene	ug/m3	ND (0.091)	ND (1.8)	ND (1.8)	ND (0.35)	ND (1.8)	ND (0.091)	ND (0.091)	ND (0.35)	ND (0.073)
m-Dichlorobenzene	ug/m3	ND (0.11)	ND (2.3)	ND (2.3)	ND (0.46)	ND (2.3)	ND (0.11)	ND (0.11)	ND (0.46)	ND (0.090)
o-Dichlorobenzene	ug/m3	ND (0.13)	ND (2.6)	ND (2.6)	ND (0.52)	ND (2.6)	ND (0.13)	ND (0.13)	ND (0.52)	ND (0.10)
p-Dichlorobenzene	ug/m3	ND (0.11)	ND (2.1)	ND (2.1)	ND (0.42)	ND (2.1)	ND (0.11)	ND (0.11)	ND (0.42)	ND (0.084)
trans-1,3-Dichloropropene	ug/m3	ND (0.091)	ND (1.8)	ND (1.8)	ND (0.35)	ND (1.8)	ND (0.091)	ND (0.091)	ND (0.35)	ND (0.073)
Ethanol	ug/m3	19	1730 E	1580 E	2490 E	18800 E	38.8	38.1	3580 E	18
Ethylbenzene	ug/m3	8.3	44.7	76	36	16 J	3	6.5	59.9	0.74
Ethyl Acetate	ug/m3	11	ND (2.7)	14 J	8.6	ND (2.7)	2.6	ND (0.14)	ND (0.54)	ND (0.11)
4-Ethyltoluene	ug/m3	7.9	ND (2.9)	ND (2.9)	ND (0.59)	ND (2.9)	5.9	9.8	ND (0.59)	ND (0.12)
Freon 113	ug/m3	ND (0.13)	ND (2.6)	ND (2.6)	ND (0.52)	ND (2.6)	ND (0.13)	ND (0.13)	ND (0.52)	ND (0.11)
Freon 114	ug/m3	ND (0.13)	ND (2.7)	ND (2.7)	ND (0.53)	ND (2.7)	ND (0.13)	ND (0.13)	ND (0.53)	ND (0.10)
Heptane	ug/m3	6.1	16 J	ND (1.4)	4.1	18	4.1	8.6	20	1.3
Hexachlorobutadiene	ug/m3	ND (0.49)	ND (9.7)	ND (9.7)	ND (1.9)	ND (9.7)	ND (0.49)	ND (0.49)	ND (1.9)	ND (0.38)
Hexane	ug/m3	15	ND (0.74)	ND (0.74)	ND (0.15)	ND (0.74)	9.2	18	52.5	2
2-Hexanone	ug/m3	ND (0.15)	ND (3.0)	ND (3.0)	ND (0.61)	ND (3.0)	ND (0.15)	ND (0.15)	ND (0.61)	ND (0.12)
Isopropyl Alcohol	ug/m3	5.2	15	12	12	38.3	4.4	4.2	14	3.7
Methylene chloride	ug/m3	0.83	ND (1.0)	ND (1.0)	ND (0.20)	ND (1.0)	0.9	1.1	ND (0.20)	0.97
Methyl ethyl ketone	ug/m3	4.1	ND (2.5)	ND (2.5)	12	34.5	3.2	11	5	1.7
Methyl Isobutyl Ketone	ug/m3	ND (0.15)	ND (3.0)	ND (3.0)	ND (0.57)	ND (3.0)	ND (0.15)	ND (0.15)	ND (0.57)	ND (0.12)
Methyl Tert Butyl Ether	ug/m3	ND (0.069)	ND (1.4)	ND (1.4)	ND (0.28)	ND (1.4)	ND (0.069)	ND (0.069)	ND (0.28)	ND (0.054)
Methylmethacrylate	ug/m3	ND (0.14)	ND (2.7)	ND (2.7)	ND (0.53)	ND (2.7)	ND (0.14)	ND (0.14)	ND (0.53)	ND (0.11)
Propylene	ug/m3	24.2	ND (0.55)	278	436	253	4.1	8.6	81.6	1.7
Styrene	ug/m3	5.1	ND (1.6)	ND (1.6)	2.0 J	ND (1.6)	0.43 J	0.51 J	3.5	ND (0.064)
1,1,1-Trichloroethane	ug/m3	ND (0.18)	ND (3.6)	ND (3.6)	ND (0.71)	ND (3.6)	ND (0.18)	ND (0.18)	ND (0.71)	0.93
1,1,2,2-Tetrachloroethane	ug/m3	ND (0.19)	ND (3.7)	ND (3.7)	ND (0.76)	ND (3.7)	ND (0.19)	ND (0.19)	ND (0.76)	ND (0.15)
1,1,2-Trichloroethane	ug/m3	ND (0.16)	ND (3.3)	ND (3.3)	ND (0.65)	ND (3.3)	ND (0.16)	ND (0.16)	ND (0.65)	ND (0.13)
1,2,4-Trichlorobenzene	ug/m3	ND (0.66)	ND (13)	ND (13)	ND (2.6)	ND (13)	ND (0.66)	ND (0.66)	ND (2.6)	ND (0.53)
1,2,4-Trimethylbenzene	ug/m3	8.8	ND (3.2)	ND (3.2)	2.7 J	ND (3.2)	6.9	13	2.8 J	1.4
1,3,5-Trimethylbenzene	ug/m3	2.5	ND (3.3)	ND (3.3)	ND (0.64)	ND (3.3)	1.9	3.3	ND (0.64)	0.54 J
2,2,4-Trimethylpentane	ug/m3	19	ND (2.1)	ND (2.1)	8.4	ND (2.1)	9.8	20	286	2
Tertiary Butyl Alcohol	ug/m3	ND (0.042)	21	24	24	181	2.1	ND (0.042)	25	ND (0.033)
Tetrachloroethylene	ug/m3	0.66	ND (4.2)	ND (4.2)	2.6	47	0.57	0.61	585	4.1
Tetrahydrofuran	ug/m3	4.7	ND (2.9)	ND (2.9)	4.1	6780	2.9	7.4	69.3	ND (0.12)
Toluene	ug/m3	23	36	ND (1.1)	22	27	15	27	38.1	4.9
Trichloroethylene	ug/m3	ND (0.10)	ND (2.0)	6.4	6.4	ND (2.0)	ND (0.10)	ND (0.10)	ND (0.41)	0.7
Trichlorofluoromethane	ug/m3	1.0 J	ND (3.1)	ND (3.1)	ND (0.62)	ND (3.1)	1.0 J	1.1 J	ND (0.62)	1
Vinyl chloride	ug/m3	ND (0.056)	ND (1.2)	ND (1.2)	ND (0.23)	ND (1.2)	ND (0.056)	ND (0.056)	ND (0.23)	ND (0.046)
Vinyl Acetate	ug/m3	ND (0.12)	ND (2.4)	ND (2.4)	ND (0.49)	ND (2.4)	ND (0.12)	ND (0.12)	ND (0.49)	ND (0.095)
m,p-Xylene	ug/m3	30	116	228	76.9	43	11	23	80.4	2.4
o-Xylene	ug/m3	11	42	64.3	29	19	4.2	9.6	26	1.1
Xylenes (total)	ug/m3	41	157	292	106	62.1	16	33	107	3.5

J = An estimated value

Highlight = Compound detected

Figures



REFERENCE:
INFORMATION TAKEN FROM MOUNT VERNON, HISTORICAL TOPO MAP, 2013
7.5 MINUTE SERIES



10 COMMERCE STREET
NEW ROCHELLE, N.Y.

SITE LOCATION MAP

SESI
CONSULTING
ENGINEERS D.P.C.

12A MAPLE AVE. PINE BROOK, N.J. 07058 PH: 973-808-9050

SOILS / FOUNDATIONS
SITE DESIGN
ENVIRONMENTAL

FIG-1.1

DRAWN BY: RDM

CHECKED BY: TK

SCALE: AS NOTED

DATE: 4/11/19

JOB NO.: 10658



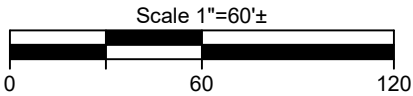
N:\ACAD\10790\CAD\10790 - FIG-1.2 - SITE PLAN.DWG 10/20/21 03:19:33PM, yelena.zolotova, LAYOUT: FIG-1.2

NOTE:
THIS PLAN IS FOR LOCATING BORINGS ONLY.
OTHER SITE WORK SHOWN HERE IS NOT INTENDED FOR CONSTRUCTION.

REFERENCE
1. MAPPING TAKEN FROM GOOGLE MAPS, DATED 3/18/2019.

© SESI CONSULTING ENGINEERS D.P.C. 2021
This drawing and all information contained hereon is proprietary
information of SESI CONSULTING ENGINEERS D.P.C. and may not
be copied or reproduced, either in whole or in part, by any method,
without written permission of SESI CONSULTING ENGINEERS D.P.C.

- LEGEND:**
- SITE PROPERTY BOUNDARY
 - BCP SITE / INSTITUTIONAL CONTROL BOUNDARY



dwg by: RDM chk by: TK scale: AS NOTED date: 10/20/2021	
SOILS / FOUNDATIONS SITE DESIGN ENVIRONMENTAL	
SESI CONSULTING ENGINEERS D.P.C. 12A MAPLE AVE. PINE BROOK, N.J. 07058 PH: 973-808-9050	
project: 10 COMMERCE STREET NEW ROCHELLE, WESTCHESTER COUNTY, N.Y.	drawing title: SITE PLAN
job no: 10790 drawing no:	
FIG-1.2	

N:\ACAD\10790\CAD\10790 GW CONTOUR MAP 2021-10-05.DWG 10/07/21 02:23:20PM, yelena.zolotova, LAYOUT:FIG-4

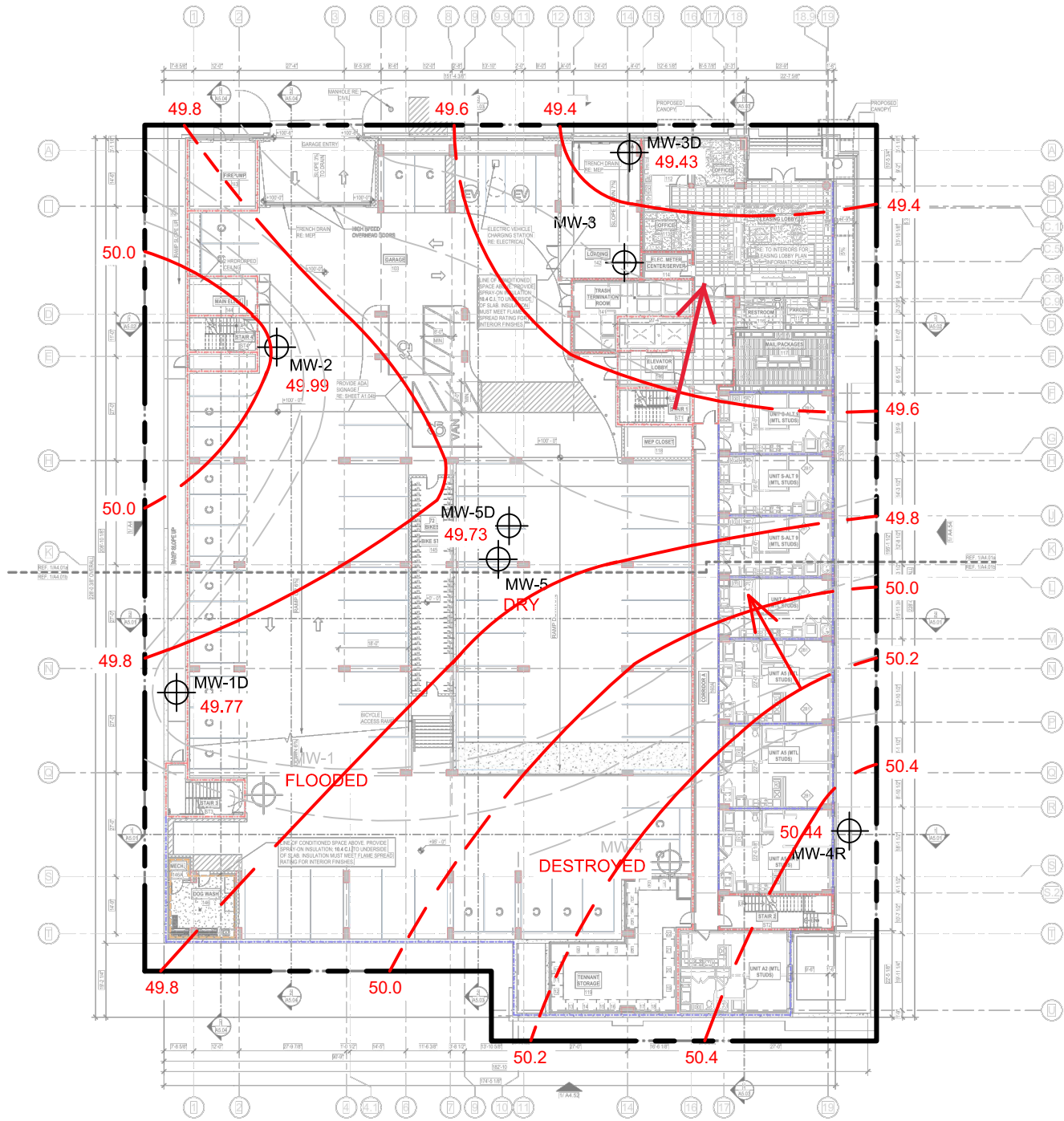
NOTES:

- THIS PLAN IS FOR LOCATING MONITORING WELLS ONLY. OTHER SITE WORK SHOWN HERE IS NOT INTENDED FOR CONSTRUCTION.
- CONTOUR INTERVAL = 0.2 FEET

© SESI CONSULTING ENGINEERS D.P.C. 2021
This drawing and all information contained hereon is proprietary information of SESI CONSULTING ENGINEERS D.P.C. and may not be copied or reproduced, either in whole or in part, by any method, without written permission of SESI CONSULTING ENGINEERS D.P.C.

REFERENCE

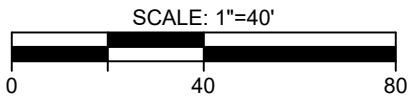
- BUILDING INFORMATION TAKEN FROM "OVERALL BUILDING PLAN - LEVEL 1" PREPARED BY HUMPHREY'S URBAN ARCHITECTURE, DATED SEPTEMBER 20, 2020.
- GROUNDWATER ELEVATIONS DERIVED FROM WELL SURVEY PERFORMED BY CONTRATORS LINE & GRADE AND SESI FIELD MEASUREMENTS (SEPTEMBER 23, 2021)



LEGEND:

- MW-4 45.25' - MONITORING WELL LOCATION AND DESIGNATION WITH GROUNDWATER ELEVATION IN FT AMSL
- SITE PROPERTY BOUNDARY
- GROUNDWATER ELEVATION CONTOUR IN FT AMSL (DASHED WHERE INFERRED)
- INFERRED GROUNDWATER FLOW DIRECTION

	ELEV.	DTW	GWE
MW-1D	54.27	4.50	49.77
MW-2	54.10	4.11	49.99
MW-3D	52.08	2.65	49.43
MW-4R	53.09	2.65	50.44
MW-5D	52.85	3.12	49.73



project:
10 COMMERCE DRIVE
NEW ROCHELLE, WESTCHESTER COUNTY, N.Y.

job no: 10790
drawing no:

FIG-2.1

SESI
CONSULTING
ENGINEERS D.P.C.

SOILS / FOUNDATIONS
SITE DESIGN
ENVIRONMENTAL

12A MAPLE AVE. PINE BROOK, N.J. 07058 PH: 973-808-9050

dwg by: aas
chk by: TK
scale: AS NOTED
date: 10/07/2021

N:\ACAD\10790\CAD\10790 PROPOSED SOIL VAPOR & MONITORING WELL PLAN 2021-10-05.DWG 10/05/21 04:18:57PM, yelena.zolotova, LAYOUT.FIG-3

Client Sample ID:	NY TOGS Class	MW-2	MW-2
Date Sampled:	GA GW Standards	6/23/2021	9/23/2021
Chloroform	7	44.4	55
Iron	300	8030	449
Sodium	20000	31800	29500

Client Sample ID:	NY TOGS Class	MW-5
Date Sampled:	GA GW Standards	7/1/2021
Phenol	1	1.7 J
Benzo(a)pyrene	ND	0.74 J
Iron	300	3300
Sodium	20000	26100

Sample ID:	NY TOGS Class	MW-1D
Date Sampled:	GA GW Standards	9/23/2021
Chloroform	7	45
Aluminum	2000	4970
Iron	300	5410
Sodium	20000	53400

Client Sample ID:	NY TOGS Class	MW-1
Date Sampled:	GA GW Standards	6/23/2021
Chloroform	7	35.2
Xylene (total)	5	5.9
Arsenic	25	66
Iron	300	15300
Sodium	20000	113000

Sample ID:	NY TOGS Class	MW-3D
Date Sampled:	GA GW Standards	9/23/2021
Chloroform	7	52
Sodium	20000	27100

Client Sample ID:	NY TOGS Class	MW-3
Date Sampled:	GA GW Standards	6/23/2021
Chloroform	7	33.3
Iron	300	4490

Sample ID:	NY TOGS Class	MW-5D
Date Sampled:	GA GW Standards	9/23/2021
Chloroform	7	34
Benzo(a)anthracene	0.002	0.07
Benzo(a)pyrene	0.002	0.02
Benzo(b)fluoranthene	0.002	0.04
Benzo(k)fluoranthene	0.002	0.01
Chrysene	0.002	0.06
Indeno(1,2,3-cd)pyrene	0.002	0.02
Aluminum	2000	5170
Arsenic	25	71.16
Iron	300	12000
Sodium	20000	81900

Client Sample ID:	NY TOGS Class	MW-4
Date Sampled:	GA GW Standards	7/1/2021
Phenol	1	10.9
Benzo(a)pyrene	ND	0.39 J
alpha-BHC	0.01	0.016
Chromium	50	344
Copper	200	299
Iron	300	157000
Lead	25	213
Manganese	300	4050
Nickel	100	291
Sodium	20000	474000

Sample ID:	NY TOGS Class	MW-4R
Date Sampled:	GA GW Standards	9/23/2021
Chloroform	7	10
Chlordane	0.05	0.292
Iron	300	1060
Sodium	20000	183000

NOTES:

- THIS PLAN IS FOR LOCATING MONITORING WELLS ONLY. OTHER SITE WORK SHOWN HERE IS NOT INTENDED FOR CONSTRUCTION.
- ALL CONCENTRATIONS ARE IN ug/l (PARTS PER BILLION).
- NYSDEC TECHNICAL OPERATIONAL GUIDANCE SERIES (TOGS) CLASS GA GROUNDWATER STANDARDS (2004).



Unauthorized alterations or additions to this plan are a violation of section 7209 (2) of the New York State Education Law. Copies of this map not having the seal of the engineer shall not be valid.

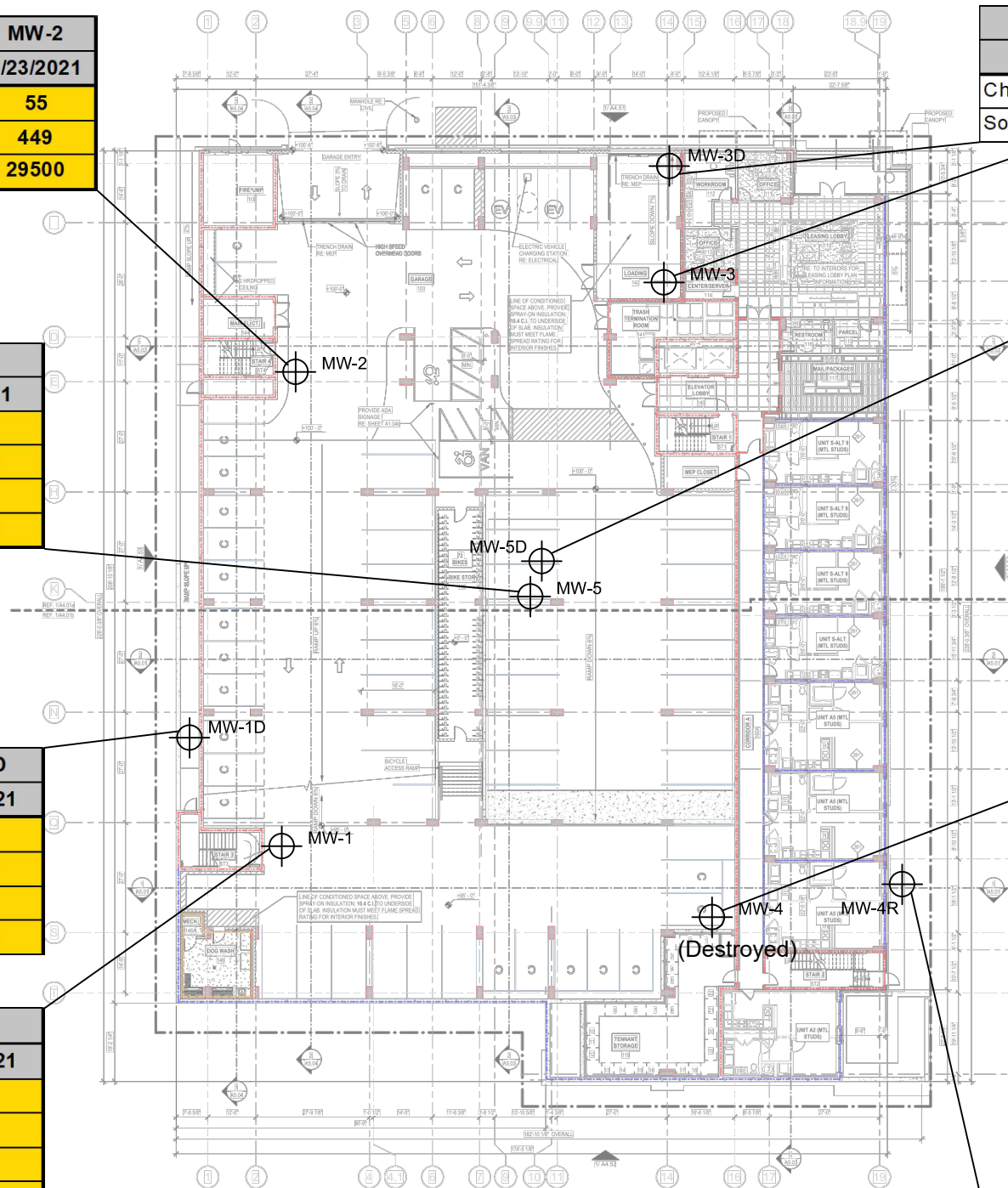
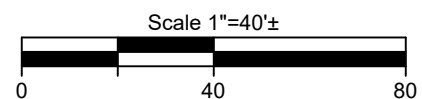
© SESI CONSULTING ENGINEERS 2021
This drawing and all information contained here on is proprietary information of SESI CONSULTING ENGINEERS and may not be copied or reproduced, either in whole or in part, by any method, without written permission of SESI CONSULTING ENGINEERS

REFERENCE

- BUILDING INFORMATION TAKEN FROM "OVERALL BUILDING PLAN - LEVEL 1" PREPARED BY HUMPHREY'S URBAN ARCHITECTURE, DATED SEPTEMBER 20, 2020.

LEGEND:

-  MW-4 - MONITORING WELL LOCATION AND DESIGNATION
-  - SITE PROPERTY BOUNDARY



dwg by: aas
chk by: TK
scale: AS NOTED
date: 10/05/2021

SOILS / FOUNDATIONS
SITE DESIGN
ENVIRONMENTAL

SESI
CONSULTING
ENGINEERS

12A MAPLE AVE. PINE BROOK, N.J. 07058 PH: 973-808-9050

project:
10 COMMERCE STREET
NEW ROCHELLE, WESTCHESTER COUNTY, N.Y.

drawing title:
GROUNDWATER SAMPLING RESULTS
PLAN

job no: 10790
drawing no:

FIG-2.2

N:\ACAD\10790\CAD\10790 VAPOR SAMPLE LOCATION & RESULTS PLAN.DWG 09/02/21 01:29:08PM, aas, LAYOUT:FIG-5

Client Sample ID:	SV-3
Date Sampled:	7/2/2021
Acetone	22
1,3-Butadiene	0.62
Benzene	3.5
Chloroform	0.35 J
Chloromethane	1.2
Cyclohexane	4.1
Dichlorodifluoromethane	2
Ethanol	38.8
Ethylbenzene	3
Ethyl Acetate	2.6
4-Ethyltoluene	5.9
Heptane	4.1
Hexane	9.2
Isopropyl Alcohol	4.4
Methylene chloride	0.9
Methyl ethyl ketone	3.2
Propylene	4.1
Styrene	0.43 J
1,2,4-Trimethylbenzene	6.9
1,3,5-Trimethylbenzene	1.9
2,2,4-Trimethylpentane	9.8
Tertiary Butyl Alcohol	2.1
Tetrachloroethylene	0.57
Tetrahydrofuran	2.9
Toluene	15
Trichlorofluoromethane	1.0 J
m,p-Xylene	11
o-Xylene	4.2
Xylenes (total)	16

Client Sample ID:	SV-1
Date Sampled:	7/2/2021
Acetone	31.8
1,3-Butadiene	56.4
Benzene	40.3
Bromodichloromethane	109
Carbon disulfide	13
Chloroform	2250
Cyclohexane	317
Ethanol	1730 E
Ethylbenzene	44.7
Heptane	16 J
Isopropyl Alcohol	15
Tertiary Butyl Alcohol	21
Toluene	36
m,p-Xylene	116
o-Xylene	42
Xylenes (total)	157

Client Sample ID:	SV-2
Date Sampled:	7/2/2021
Acetone	22
1,3-Butadiene	12
Benzene	25
Carbon disulfide	1.2
Chloroform	8.3
Chloromethane	1.2
Carbon tetrachloride	0.34 J
Cyclohexane	7.9
Dichlorodifluoromethane	1.9
cis-1,2-Dichloroethylene	0.38 J
Ethanol	19
Ethylbenzene	8.3
Ethyl Acetate	11
4-Ethyltoluene	7.9
Heptane	6.1
Hexane	15
Isopropyl Alcohol	5.2
Methylene chloride	0.83
Methyl ethyl ketone	4.1
Propylene	24.2
Styrene	5.1
1,2,4-Trimethylbenzene	8.8
1,3,5-Trimethylbenzene	2.5
2,2,4-Trimethylpentane	19
Tetrachloroethylene	0.66
Tetrahydrofuran	4.7
Toluene	23
Trichlorofluoromethane	1.0 J
m,p-Xylene	30
o-Xylene	11
Xylenes (total)	41

Client Sample ID:	SV-7
Date Sampled:	7/2/2021
Acetone	43.5
Bromodichloromethane	103
Chloroethane	6.1 J
Chloroform	3020
Ethanol	1580 E
Ethylbenzene	76
Ethyl Acetate	14 J
Isopropyl Alcohol	12
Propylene	278
Tertiary Butyl Alcohol	24
Trichloroethylene	6.4
m,p-Xylene	228
o-Xylene	64.3
Xylenes (total)	292

Client Sample ID:	SV-5
Date Sampled:	7/2/2021
Acetone	706
Benzene	8.3 J
Carbon disulfide	34.3
Chloroform	59.1
Cyclohexane	321
Ethanol	18800 E
Ethylbenzene	16 J
Heptane	18
Isopropyl Alcohol	38.3
Methyl ethyl ketone	34.5
Propylene	253
Tertiary Butyl Alcohol	181
Tetrachloroethylene	47
Tetrahydrofuran	6780
Toluene	27
m,p-Xylene	43
o-Xylene	19
Xylenes (total)	62.1

Client Sample ID:	SV-6
Date Sampled:	7/2/2021
Acetone	75.8
Benzene	6.7
Carbon disulfide	27
Chloroform	72.3
Carbon tetrachloride	7.5
Cyclohexane	434
Dichlorodifluoromethane	2.0 J
Ethanol	3580 E
Ethylbenzene	59.9
Heptane	20
Hexane	52.5
Isopropyl Alcohol	14
Methyl ethyl ketone	5
Propylene	81.6
Styrene	3.5
1,2,4-Trimethylbenzene	2.8 J
2,2,4-Trimethylpentane	286
Tertiary Butyl Alcohol	25
Tetrachloroethylene	585
Tetrahydrofuran	69.3
Toluene	38.1
m,p-Xylene	80.4
o-Xylene	26
Xylenes (total)	107

Client Sample ID:	SV-8
Date Sampled:	7/2/2021
Acetone	29.9
1,3-Butadiene	1.3
Benzene	6.1
Chloroform	0.68 J
Chloromethane	1.1
Cyclohexane	8.9
Dichlorodifluoromethane	1.9
Ethanol	38.1
Ethylbenzene	6.5
4-Ethyltoluene	9.8
Heptane	8.6
Hexane	18
Isopropyl Alcohol	4.2
Methylene chloride	1.1
Methyl ethyl ketone	11
Propylene	8.6
Styrene	0.51 J
1,2,4-Trimethylbenzene	13
1,3,5-Trimethylbenzene	3.3
2,2,4-Trimethylpentane	20
Tetrachloroethylene	0.61
Tetrahydrofuran	7.4
Toluene	27
Trichlorofluoromethane	1.1 J
m,p-Xylene	23
o-Xylene	9.6
Xylenes (total)	33

LEGEND:

- SV-1 - SUB-SLAB VAPOR SAMPLE POINT AND DESIGNATION
- SITE PROPERTY BOUNDARY
- 19 - CONSTITUENT DETECTED IN SAMPLE

NOTES:

THIS PLAN IS FOR LOCATING SUB-SLAB VAPOR POINTS ONLY. OTHER SITE WORK SHOWN HERE IS NOT INTENDED FOR CONSTRUCTION.

REFERENCE

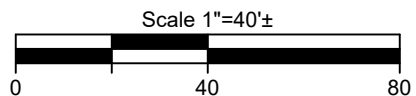
1. BUILDING INFORMATION TAKEN FROM "OVERALL BUILDING PLAN - LEVEL 1" PREPARED BY HUMPHREY'S URBAN ARCHITECTURE, DATED SEPTEMBER 20, 2020.

NYS Education Law

Unauthorized alterations or additions to this plan are a violation of section 7209 (2) of the New York State Education Law. Copies of this map not having the seal of the engineer shall not be valid.

© SESI CONSULTING ENGINEERS 2021

This drawing and all information contained here on is proprietary information of SESI CONSULTING ENGINEERS and may not be copied or reproduced, either in whole or in part, by any method, without written permission of SESI CONSULTING ENGINEERS



project:

10 COMMERCE STREET
NEW ROCHELLE, WESTCHESTER COUNTY, N.Y.

drawing title:

SUB-SLAB VAPOR RESULTS
PLAN

job no: 10790
drawing no:

FIG-2.3

SOILS / FOUNDATIONS

SITE DESIGN

ENVIRONMENTAL

SESI
CONSULTING
ENGINEERS

12A MAPLE AVE., PINE BROOK, N.J. 07058 PH: 973-808-9050

dwg by: aas

chk by: TK

scale: AS NOTED

date: 09/02/2021

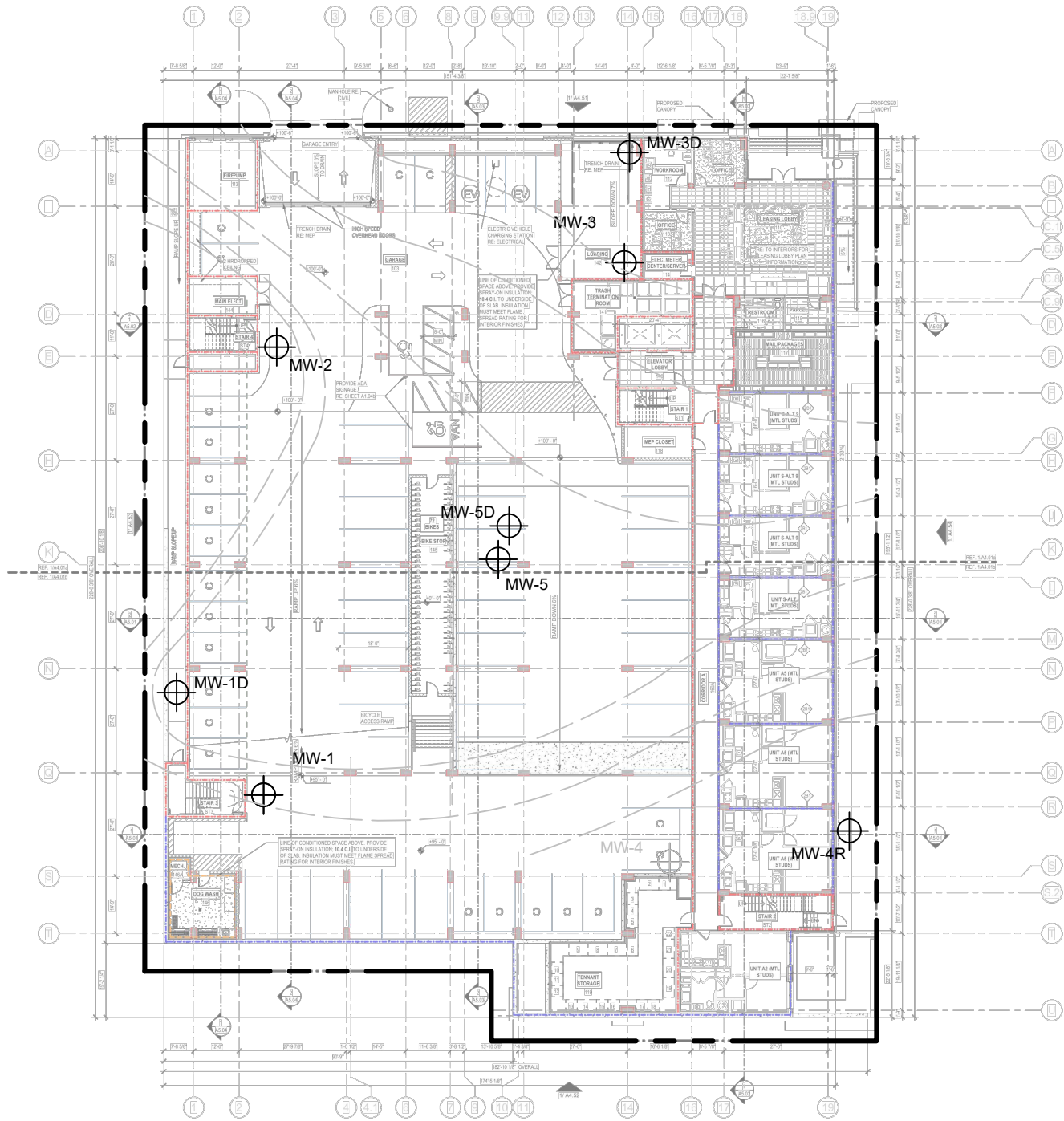
NOTES:

1. THIS PLAN IS FOR LOCATING MONITORING WELLS ONLY. OTHER SITE WORK SHOWN HERE IS NOT INTENDED FOR CONSTRUCTION.

REFERENCE

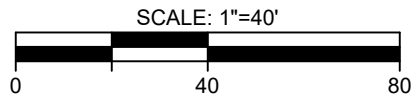
1. BUILDING INFORMATION TAKEN FROM "OVERALL BUILDING PLAN - LEVEL 1" PREPARED BY HUMPHREY'S URBAN ARCHITECTURE, DATED SEPTEMBER 20, 2020.
2. GROUNDWATER ELEVATIONS DERIVED FROM WELL SURVEY PERFORMED BY CONTRATORS LINE & GRADE AND SESI FIELD MEASUREMENTS (SEPTEMBER 23, 2021)

© SESI CONSULTING ENGINEERS D.P.C. 2021
This drawing and all information contained hereon is proprietary information of SESI CONSULTING ENGINEERS D.P.C. and may not be copied or reproduced, either in whole or in part, by any method, without written permission of SESI CONSULTING ENGINEERS D.P.C.



LEGEND:

- MONITORING WELL LOCATION AND DESIGNATION WITH GROUNDWATER ELEVATION IN FT AMSL
- SITE PROPERTY BOUNDARY



project:

10 COMMERCE DRIVE
NEW ROCHELLE, WESTCHESTER COUNTY, N.Y.

drawing title:

MONITORING WELL LOCATION PLAN

job no: 10790
drawing no:

FIG-4.1

SESI
CONSULTING
ENGINEERS D.P.C.

SOILS / FOUNDATIONS
SITE DESIGN
ENVIRONMENTAL

12A MAPLE AVE. PINE BROOK, N.J. 07058 PH: 973-808-9050

dwg by: aas

chk by: TK

scale: AS NOTED

date: 11/30/2021

N:\ACAD\10790\CAD\10790 SOIL VAPOR EVALUATION PLAN 2021-10-15.dwg, 12/13/2021 3:49:24 PM, DWG To PDF.pc3

N:\ACAD\10790\CAD\10790 SOIL VAPOR EVALUATION PLAN 2021-10-15.DWG 12/13/21 03:49:25PM, fl, LAYOUT:FIG-5.1

NOTES:

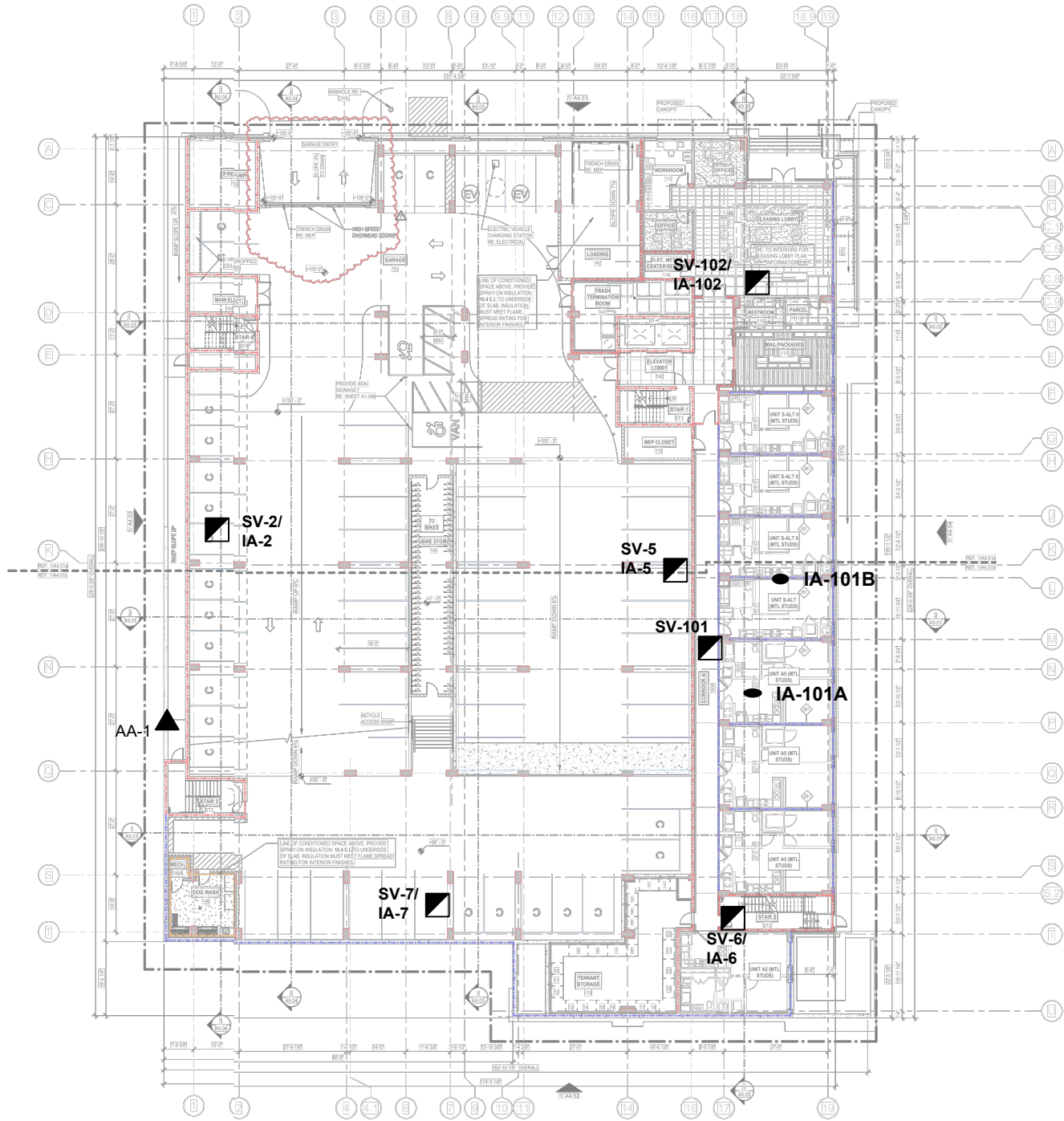
THIS PLAN IS FOR LOCATING SUB-SLAB VAPOR POINTS ONLY. OTHER SITE WORK SHOWN HERE IS NOT INTENDED FOR CONSTRUCTION.

NYS Education Law
Unauthorized alterations or additions to this plan are a violation of section 7209 (2) of the New York State Education Law. Copies of this map not having the seal of the engineer shall not be valid.

© SESI CONSULTING ENGINEERS 2021
This drawing and all information contained here on is proprietary information of SESI CONSULTING ENGINEERS and may not be copied or reproduced, either in whole or in part, by any method, without written permission of SESI CONSULTING ENGINEERS

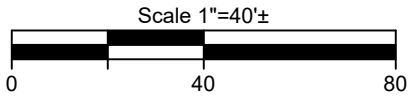
REFERENCE

1. BUILDING INFORMATION TAKEN FROM "OVERALL BUILDING PLAN - LEVEL 1" PREPARED BY HUMPHREY'S URBAN ARCHITECTURE, DATED SEPTEMBER 20, 2020.



LEGEND:

- SV-1 - PROPOSED SUB-SLAB VAPOR/INDOOR AIR SAMPLE LOCATION
- AA-1 - PROPOSED AMBIENT AIR SAMPLE LOCATION
- IA-1 - PROPOSED INDOOR AIR SAMPLE LOCATION
- SITE PROPERTY BOUNDARY



project:
10 COMMERCE STREET
NEW ROCHELLE, WESTCHESTER COUNTY, N.Y.

drawing title:
SOIL VAPOR EVALUATION PLAN

job no: 10790
drawing no:

FIG-4.2

SOILS / FOUNDATIONS
SITE DESIGN
ENVIRONMENTAL

SESI
CONSULTING
ENGINEERS

12A MAPLE AVE. PINE BROOK, N.J. 07058 PH: 973-808-9050

dwg by: aas
chk by: TK
scale: AS NOTED
date: 12/13/2021

Appendix A: Environmental Easement

The Office of the Westchester County Clerk: This page is part of the instrument; the County Clerk will rely on the information provided on this page for purposes of indexing this instrument. To the best of submitter's knowledge, the information contained on this Recording and Endorsement Cover Page is consistent with the information contained in the attached document.



612293824EAS0021

Westchester County Recording & Endorsement Page

Submitter Information

Name: CHICAGO TITLE Phone: 212 880 1249
Address 1: 711 THIRD AVENUE Fax: 2128801405
Address 2: 5TH FLOOR Email: Ctinyrecording@ctt.com
City/State/Zip: NEW YORK NY 10017 Reference for Submitter: CT21-80132-W

Document Details

Control Number: **612293824** Document Type: **Easement (EAS)**
Package ID: 2021081700359001004 Document Page Count: **12** Total Page Count: **13**

Parties

☐ Additional Parties on Continuation page

1st PARTY

1: BRP 10 COMMERCE LLC - Other
2:

2nd PARTY

1: NYS DEPARTMENT OF ENVIRONMENTAL CONSERVATION - Other
2:

Property

☐ Additional Properties on Continuation page

Street Address: 10 COMMERCE DR Tax Designation: 1-238-0005
City/Town: NEW ROCHELLE Village:

Cross- References

☐ Additional Cross-Refs on Continuation page

1: 2: 3: 4:

Supporting Documents

1: TP-584

Recording Fees

Statutory Recording Fee: \$40.00
Page Fee: \$65.00
Cross-Reference Fee: \$0.00
Mortgage Affidavit Filing Fee: \$0.00
RP-5217 Filing Fee: \$0.00
TP-584 Filing Fee: \$5.00
RPL 291 Notice Fee: \$0.00
Total Recording Fees Paid: **\$110.00**

Transfer Taxes

Consideration: \$0.00
Transfer Tax: \$0.00
Mansion Tax: \$0.00
Transfer Tax Number: 5687

Mortgage Taxes

Document Date:
Mortgage Amount:

Basic: \$0.00
Westchester: \$0.00
Additional: \$0.00
MTA: \$0.00
Special: \$0.00
Yonkers: \$0.00
Total Mortgage Tax: **\$0.00**

Dwelling Type: Exempt: ☐
Serial #:

RECORDED IN THE OFFICE OF THE WESTCHESTER COUNTY CLERK



Recorded: 11/15/2021 at 03:02 PM
Control Number: **612293824**
Witness my hand and official seal

Timothy C. Idoni

Timothy C. Idoni
Westchester County Clerk

Record and Return To

☐ Pick-up at County Clerk's office

Knauf Shaw LLP
1400 Crossroads Building
2 State Street
Rochester, NY 14614
Attn: Rebecca Stevens

**ENVIRONMENTAL EASEMENT GRANTED PURSUANT TO ARTICLE 71, TITLE 36
OF THE NEW YORK STATE ENVIRONMENTAL CONSERVATION LAW**

THIS INDENTURE made this 19th day of October, 2021, between Owner, BRP 10 Commerce LLC, having an office at 100 Park Avenue, 36th Floor, New York, New York 10017 (the "Grantor"), and The People of the State of New York (the "Grantee"), acting through their Commissioner of the Department of Environmental Conservation (the "Commissioner", or "NYSDEC" or "Department" as the context requires) with its headquarters located at 625 Broadway, Albany, New York 12233,

WHEREAS, the Legislature of the State of New York has declared that it is in the public interest to encourage the remediation of abandoned and likely contaminated properties ("sites") that threaten the health and vitality of the communities they burden while at the same time ensuring the protection of public health and the environment; and

WHEREAS, the Legislature of the State of New York has declared that it is in the public interest to establish within the Department a statutory environmental remediation program that includes the use of Environmental Easements as an enforceable means of ensuring the performance of operation, maintenance, and/or monitoring requirements and the restriction of future uses of the land, when an environmental remediation project leaves residual contamination at levels that have been determined to be safe for a specific use, but not all uses, or which includes engineered structures that must be maintained or protected against damage to perform properly and be effective, or which requires groundwater use or soil management restrictions; and

WHEREAS, the Legislature of the State of New York has declared that Environmental Easement shall mean an interest in real property, created under and subject to the provisions of Article 71, Title 36 of the New York State Environmental Conservation Law ("ECL") which contains a use restriction and/or a prohibition on the use of land in a manner inconsistent with engineering controls which are intended to ensure the long term effectiveness of a site remedial program or eliminate potential exposure pathways to hazardous waste or petroleum; and

WHEREAS, Grantor, is the owner of real property located at the address of 10 Commerce Drive in the City of New Rochelle, County of Westchester and State of New York, known and designated on the tax map of the County Clerk of Westchester as tax map parcel number: Section 1 Block 238 Lot 0005, being a portion of the property conveyed to Grantor by deed dated March 1, 2018 and recorded in the Westchester County Clerk's Office as Control # 580463382. The property subject to this Environmental Easement (the "Controlled Property") comprises approximately 0.965 +/- acres, and is hereinafter more fully described in the Land Title Survey dated August 12, 2021 prepared by Steven J. Willard, L.L.S. of Line & Grade Surveyors D.P.C., which will be attached to the Site Management Plan. The Controlled Property description is set forth in and attached hereto as Schedule A; and

WHEREAS, the Department accepts this Environmental Easement in order to ensure the protection of public health and the environment and to achieve the requirements for remediation established for the Controlled Property until such time as this Environmental Easement is extinguished pursuant to ECL Article 71, Title 36; and

NOW THEREFORE, in consideration of the mutual covenants contained herein and the terms and conditions of Brownfield Cleanup Agreement Index Number: C360192-01-20, as amended, Grantor conveys to Grantee a permanent Environmental Easement pursuant to ECL Article 71, Title 36 in, on, over, under, and upon the Controlled Property as more fully described herein ("Environmental Easement").

1. Purposes. Grantor and Grantee acknowledge that the Purposes of this Environmental Easement are: to convey to Grantee real property rights and interests that will run with the land in perpetuity in order to provide an effective and enforceable means of encouraging the reuse and redevelopment of this Controlled Property at a level that has been determined to be safe for a specific use while ensuring the performance of operation, maintenance, and/or monitoring requirements; and to ensure the restriction of future uses of the land that are inconsistent with the above-stated purpose.

2. Institutional and Engineering Controls. The controls and requirements listed in the Department approved Site Management Plan ("SMP") including any and all Department approved amendments to the SMP are incorporated into and made part of this Environmental Easement. These controls and requirements apply to the use of the Controlled Property, run with the land, are binding on the Grantor and the Grantor's successors and assigns, and are enforceable in law or equity against any owner of the Controlled Property, any lessees and any person using the Controlled Property.

A. (1) The Controlled Property may be used for:

Residential as described in 6 NYCRR Part 375-1.8(g)(2)(i), Restricted Residential as described in 6 NYCRR Part 375-1.8(g)(2)(ii), Commercial as described in 6 NYCRR Part 375-1.8(g)(2)(iii) and Industrial as described in 6 NYCRR Part 375-1.8(g)(2)(iv)

(2) All Engineering Controls must be operated and maintained as specified in the Site Management Plan (SMP);

(3) All Engineering Controls must be inspected at a frequency and in a manner defined in the SMP;

(4) The use of groundwater underlying the property is prohibited without necessary water quality treatment as determined by the NYSDOH or the Westchester County Department of Health to render it safe for use as drinking water or for industrial purposes, and the user must first notify and obtain written approval to do so from the Department;

(5) Groundwater and other environmental or public health monitoring must be performed as defined in the SMP;

(6) Data and information pertinent to Site Management of the Controlled Property must be reported at the frequency and in a manner defined in the SMP;

(7) All future activities on the property that will disturb remaining contaminated material must be conducted in accordance with the SMP;

(8) Monitoring to assess the performance and effectiveness of the remedy must be performed as defined in the SMP;

(9) Operation, maintenance, monitoring, inspection, and reporting of any mechanical or physical components of the remedy shall be performed as defined in the SMP;

(10) Access to the site must be provided to agents, employees or other representatives of the State of New York with reasonable prior notice to the property owner to assure compliance with the restrictions identified by this Environmental Easement.

B. The Controlled Property shall not be used for raising livestock or producing animal products for human consumption, and the above-stated engineering controls may not be discontinued without an amendment or extinguishment of this Environmental Easement.

C. The SMP describes obligations that the Grantor assumes on behalf of Grantor, its successors and assigns. The Grantor's assumption of the obligations contained in the SMP which may include sampling, monitoring, and/or operating a treatment system, and providing certified reports to the NYSDEC, is and remains a fundamental element of the Department's determination that the Controlled Property is safe for a specific use, but not all uses. The SMP may be modified in accordance with the Department's statutory and regulatory authority. The Grantor and all successors and assigns, assume the burden of complying with the SMP and obtaining an up-to-date version of the SMP from:

Site Control Section
Division of Environmental Remediation
NYSDEC
625 Broadway
Albany, New York 12233
Phone: (518) 402-9553

D. Grantor must provide all persons who acquire any interest in the Controlled Property a true and complete copy of the SMP that the Department approves for the Controlled Property and all Department-approved amendments to that SMP.

E. Grantor covenants and agrees that until such time as the Environmental Easement is extinguished in accordance with the requirements of ECL Article 71, Title 36 of the ECL, the property deed and all subsequent instruments of conveyance relating to the Controlled Property shall state in at least fifteen-point bold-faced type:

This property is subject to an Environmental Easement held by the New York State Department of Environmental Conservation pursuant to Title 36 of Article 71 of the Environmental Conservation Law.

F. Grantor covenants and agrees that this Environmental Easement shall be incorporated in full or by reference in any leases, licenses, or other instruments granting a right to

use the Controlled Property.

G. Grantor covenants and agrees that it shall, at such time as NYSDEC may require, submit to NYSDEC a written statement by an expert the NYSDEC may find acceptable certifying under penalty of perjury, in such form and manner as the Department may require, that:

- (1) the inspection of the site to confirm the effectiveness of the institutional and engineering controls required by the remedial program was performed under the direction of the individual set forth at 6 NYCRR Part 375-1.8(h)(3).
- (2) the institutional controls and/or engineering controls employed at such site:
 - (i) are in-place;
 - (ii) are unchanged from the previous certification, or that any identified changes to the controls employed were approved by the NYSDEC and that all controls are in the Department-approved format; and
 - (iii) that nothing has occurred that would impair the ability of such control to protect the public health and environment;
- (3) the owner will continue to allow access to such real property to evaluate the continued maintenance of such controls;
- (4) nothing has occurred that would constitute a violation or failure to comply with any site management plan for such controls;
- (5) the report and all attachments were prepared under the direction of, and reviewed by, the party making the certification;
- (6) to the best of his/her knowledge and belief, the work and conclusions described in this certification are in accordance with the requirements of the site remedial program, and generally accepted engineering practices; and
- (7) the information presented is accurate and complete.

3. Right to Enter and Inspect. Grantee, its agents, employees, or other representatives of the State may enter and inspect the Controlled Property in a reasonable manner and at reasonable times to assure compliance with the above-stated restrictions.

4. Reserved Grantor's Rights. Grantor reserves for itself, its assigns, representatives, and successors in interest with respect to the Property, all rights as fee owner of the Property, including:

A. Use of the Controlled Property for all purposes not inconsistent with, or limited by the terms of this Environmental Easement;

B. The right to give, sell, assign, or otherwise transfer part or all of the underlying fee interest to the Controlled Property, subject and subordinate to this Environmental Easement;

5. Enforcement

A. This Environmental Easement is enforceable in law or equity in perpetuity by Grantor, Grantee, or any affected local government, as defined in ECL Section 71-3603, against the owner of the Property, any lessees, and any person using the land. Enforcement shall not be defeated because of any subsequent adverse possession, laches, estoppel, or waiver. It is not a defense in any action to enforce this Environmental Easement that: it is not appurtenant to an interest in real property; it is not of a character that has been recognized traditionally at common law; it imposes a negative burden; it imposes affirmative obligations upon the owner of any interest

in the burdened property; the benefit does not touch or concern real property; there is no privity of estate or of contract; or it imposes an unreasonable restraint on alienation.

B. If any person violates this Environmental Easement, the Grantee may revoke the Certificate of Completion with respect to the Controlled Property.

C. Grantee shall notify Grantor of a breach or suspected breach of any of the terms of this Environmental Easement. Such notice shall set forth how Grantor can cure such breach or suspected breach and give Grantor a reasonable amount of time from the date of receipt of notice in which to cure. At the expiration of such period of time to cure, or any extensions granted by Grantee, the Grantee shall notify Grantor of any failure to adequately cure the breach or suspected breach, and Grantee may take any other appropriate action reasonably necessary to remedy any breach of this Environmental Easement, including the commencement of any proceedings in accordance with applicable law.

D. The failure of Grantee to enforce any of the terms contained herein shall not be deemed a waiver of any such term nor bar any enforcement rights.

6. Notice. Whenever notice to the Grantee (other than the annual certification) or approval from the Grantee is required, the Party providing such notice or seeking such approval shall identify the Controlled Property by referencing the following information:

County, NYSDEC Site Number, NYSDEC Brownfield Cleanup Agreement, State Assistance Contract or Order Number, and the County tax map number or the Liber and Page or computerized system identification number.

Parties shall address correspondence to: Site Number: C360192
Office of General Counsel
NYSDEC
625 Broadway
Albany New York 12233-5500

With a copy to: Site Control Section
Division of Environmental Remediation
NYSDEC
625 Broadway
Albany, NY 12233

All notices and correspondence shall be delivered by hand, by registered mail or by Certified mail and return receipt requested. The Parties may provide for other means of receiving and communicating notices and responses to requests for approval.

7. Recordation. Grantor shall record this instrument, within thirty (30) days of execution of this instrument by the Commissioner or her/his authorized representative in the office of the recording officer for the county or counties where the Property is situated in the manner prescribed by Article 9 of the Real Property Law.

8. Amendment. Any amendment to this Environmental Easement may only be executed by the Commissioner of the New York State Department of Environmental Conservation or the

Commissioner's Designee, and filed with the office of the recording officer for the county or counties where the Property is situated in the manner prescribed by Article 9 of the Real Property Law.

9. Extinguishment. This Environmental Easement may be extinguished only by a release by the Commissioner of the New York State Department of Environmental Conservation, or the Commissioner's Designee, and filed with the office of the recording officer for the county or counties where the Property is situated in the manner prescribed by Article 9 of the Real Property Law.

10. Joint Obligation. If there are two or more parties identified as Grantor herein, the obligations imposed by this instrument upon them shall be joint and several.

11. Consistency with the SMP. To the extent there is any conflict or inconsistency between the terms of this Environmental Easement and the SMP, regarding matters specifically addressed by the SMP, the terms of the SMP will control.

Remainder of Page Intentionally Left Blank

IN WITNESS WHEREOF, Grantor has caused this instrument to be signed in its name.

BRP 10 Commerce LLC:

By: [Signature]

Print Name: Steven C. Smith


Title: Authorized Signatory Date: 10.08.2021

Grantor's Acknowledgment

STATE OF NEW YORK)
) ss:
COUNTY OF New York)


On the 8th day of October, in the year 20 21, before me, the undersigned, personally appeared Steven C. Smith, personally known to me or proved to me on the basis of satisfactory evidence to be the individual(s) whose name is (are) subscribed to the within instrument and acknowledged to me that he/she/they executed the same in his/her/their capacity(ies), and that by his/her/their signature(s) on the instrument, the individual(s), or the person upon behalf of which the individual(s) acted, executed the instrument.

[Signature]
Notary Public - State of New York



THIS ENVIRONMENTAL EASEMENT IS HEREBY ACCEPTED BY THE PEOPLE OF THE STATE OF NEW YORK, Acting by and Through the Department of Environmental Conservation as Designee of the Commissioner,


By:


Michael J. Ryan, Director
Division of Environmental Remediation

Grantee's Acknowledgment

STATE OF NEW YORK)
) ss:
COUNTY OF ALBANY)

On the 19th day of October, in the year 2021, before me, the undersigned, personally appeared Michael J. Ryan, personally known to me or proved to me on the basis of satisfactory evidence to be the individual(s) whose name is (are) subscribed to the within instrument and acknowledged to me that he/she/ executed the same in his/her/ capacity as Designee of the Commissioner of the State of New York Department of Environmental Conservation, and that by his/her/ signature on the instrument, the individual, or the person upon behalf of which the individual acted, executed the instrument.


Notary Public - State of New York

Dale L. Thiel
Notary Public, State of New York
Qualified in Columbia County
No 01TH6414394
Commission Expires February 2/28/2025

SCHEDULE "A" PROPERTY DESCRIPTION

Legal Description for BCP Site Area

All that certain plot, piece or parcel of land, situate, lying and being in the City of New Rochelle, County of Westchester and State of New York, being a portion of Block 238, Lot 1 n/k/a Lot 5 as shown on the official Tax Assessment Maps of the City of New Rochelle, N.Y., more particularly bounded and described as follows:

BEGINNING at a point located within aforesaid Lot 5, said point being distant South 46 degrees 59 minutes 44 seconds East a distance of 1.57 feet from the point formed by the intersection of the westerly and southerly boundary line of Renewal Place (now Commerce Drive), also known as a Point of Beginning of said Lot 5 as described in Control No. 580463382 and filed in the Westchester County Clerk's Office, Division of Land Records on March 9, 2018;

THENCE through the lands of Lot 5 the following one hundred thirty one-(131) courses and distances:

1. North 73 degrees 15 minutes 35 seconds East a distance of 4.94
2. North 65 degrees 30 minutes 28 seconds East a distance of 6.78
3. North 69 degrees 32 minutes 57 seconds East a distance of 13.97
4. North 69 degrees 43 minutes 02 seconds East a distance of 6.95
5. North 71 degrees 15 minutes 05 seconds East a distance of 6.83
6. North 68 degrees 36 minutes 12 seconds East a distance of 7.15
7. North 67 degrees 17 minutes 45 seconds East a distance of 13.97
8. North 69 degrees 45 minutes 16 seconds East a distance of 8.16
9. North 70 degrees 16 minutes 14 seconds East a distance of 7.83
10. North 68 degrees 42 minutes 18 seconds East a distance of 7.76
11. North 70 degrees 14 minutes 23 seconds East a distance of 8.24
12. North 70 degrees 37 minutes 34 seconds East a distance of 8.34
13. North 66 degrees 53 minutes 23 seconds East a distance of 7.89
14. North 69 degrees 20 minutes 49 seconds East a distance of 7.99
15. North 66 degrees 42 minutes 42 seconds East a distance of 7.67
16. North 70 degrees 07 minutes 03 seconds East a distance of 8.34
17. North 70 degrees 28 minutes 40 seconds East a distance of 8.31
18. North 68 degrees 54 minutes 47 seconds East a distance of 8.39
19. North 70 degrees 33 minutes 44 seconds East a distance of 7.55
20. North 68 degrees 48 minutes 46 seconds East a distance of 7.70
21. North 67 degrees 56 minutes 11 seconds East a distance of 7.89
22. South 45 degrees 02 minutes 29 seconds East a distance of 6.38
23. South 81 degrees 00 minutes 33 seconds East a distance of 7.20
24. North 52 degrees 05 minutes 09 seconds East a distance of 5.11
25. South 19 degrees 48 minutes 37 seconds East a distance of 7.56
26. South 22 degrees 02 minutes 06 seconds East a distance of 8.24
27. South 21 degrees 13 minutes 10 seconds East a distance of 8.01
28. South 18 degrees 09 minutes 09 seconds East a distance of 7.95
29. South 22 degrees 52 minutes 36 seconds East a distance of 7.94

30. South 19 degrees 22 minutes 54 seconds East a distance of 6.65
31. South 20 degrees 41 minutes 43 seconds East a distance of 7.34
32. South 23 degrees 02 minutes 28 seconds East a distance of 6.79
33. South 20 degrees 20 minutes 48 seconds East a distance of 7.34
34. South 20 degrees 12 minutes 50 seconds East a distance of 6.84
35. South 19 degrees 38 minutes 31 seconds East a distance of 6.97
36. South 20 degrees 47 minutes 30 seconds East a distance of 6.88
37. South 20 degrees 55 minutes 04 seconds East a distance of 7.06
38. South 23 degrees 22 minutes 27 seconds East a distance of 6.84
39. South 19 degrees 36 minutes 17 seconds East a distance of 7.26
40. South 22 degrees 25 minutes 58 seconds East a distance of 6.98
41. South 16 degrees 11 minutes 49 seconds East a distance of 7.08
42. South 22 degrees 20 minutes 46 seconds East a distance of 7.00
43. South 22 degrees 10 minutes 48 seconds East a distance of 6.73
44. South 17 degrees 03 minutes 53 seconds East a distance of 7.09
45. South 25 degrees 11 minutes 00 seconds East a distance of 7.16
46. South 18 degrees 34 minutes 09 seconds East a distance of 5.85
47. South 20 degrees 27 minutes 11 seconds East a distance of 6.08
48. South 19 degrees 04 minutes 08 seconds East a distance of 5.92
49. South 20 degrees 50 minutes 44 seconds East a distance of 6.12
50. South 19 degrees 52 minutes 03 seconds East a distance of 6.06
51. South 21 degrees 49 minutes 14 seconds East a distance of 5.95
52. South 21 degrees 41 minutes 28 seconds East a distance of 5.90
53. South 18 degrees 15 minutes 56 seconds East a distance of 6.04
54. South 25 degrees 27 minutes 09 seconds East a distance of 5.71
55. South 30 degrees 58 minutes 19 seconds East a distance of 6.55
56. South 22 degrees 07 minutes 44 seconds East a distance of 5.59
57. South 17 degrees 23 minutes 36 seconds East a distance of 6.40
58. South 21 degrees 51 minutes 09 seconds East a distance of 4.00
59. South 70 degrees 15 minutes 40 seconds West a distance of 4.03
60. South 69 degrees 06 minutes 25 seconds West a distance of 6.71
61. South 68 degrees 58 minutes 15 seconds West a distance of 5.97
62. South 69 degrees 55 minutes 12 seconds West a distance of 6.14
63. South 68 degrees 58 minutes 41 seconds West a distance of 5.86
64. South 70 degrees 26 minutes 28 seconds West a distance of 5.79
65. South 68 degrees 06 minutes 30 seconds West a distance of 6.28
66. South 67 degrees 58 minutes 40 seconds West a distance of 5.92
67. South 69 degrees 52 minutes 33 seconds West a distance of 5.89
68. South 68 degrees 49 minutes 58 seconds West a distance of 6.14
69. South 71 degrees 23 minutes 59 seconds West a distance of 6.06
70. South 67 degrees 27 minutes 47 seconds West a distance of 5.83
71. South 71 degrees 41 minutes 05 seconds West a distance of 6.20
72. South 70 degrees 48 minutes 55 seconds West a distance of 5.61
73. South 69 degrees 00 minutes 53 seconds West a distance of 6.29
74. South 62 degrees 27 minutes 20 seconds West a distance of 4.64
75. South 81 degrees 35 minutes 46 seconds West a distance of 3.12

76. North 18 degrees 50 minutes 03 seconds West a distance of 5.45
77. North 20 degrees 59 minutes 55 seconds West a distance of 5.51
78. North 32 degrees 59 minutes 03 seconds West a distance of 6.31
79. South 74 degrees 10 minutes 19 seconds West a distance of 6.10
80. South 65 degrees 40 minutes 35 seconds West a distance of 6.17
81. South 69 degrees 58 minutes 19 seconds West a distance of 5.91
82. South 72 degrees 13 minutes 21 seconds West a distance of 5.88
83. South 70 degrees 39 minutes 48 seconds West a distance of 6.12
84. South 69 degrees 13 minutes 17 seconds West a distance of 6.10
85. South 71 degrees 00 minutes 31 seconds West a distance of 5.90
86. South 67 degrees 08 minutes 42 seconds West a distance of 6.04
87. South 69 degrees 55 minutes 21 seconds West a distance of 5.98
88. South 71 degrees 09 minutes 26 seconds West a distance of 6.09
89. South 66 degrees 48 minutes 49 seconds West a distance of 5.80
90. South 68 degrees 15 minutes 03 seconds West a distance of 6.04
91. South 70 degrees 01 minutes 02 seconds West a distance of 6.00
92. South 71 degrees 21 minutes 48 seconds West a distance of 5.92
93. South 67 degrees 48 minutes 42 seconds West a distance of 6.01
94. North 16 degrees 38 minutes 39 seconds West a distance of 5.05
95. North 21 degrees 39 minutes 40 seconds West a distance of 5.82
96. North 20 degrees 17 minutes 22 seconds West a distance of 6.07
97. North 21 degrees 29 minutes 20 seconds West a distance of 6.05
98. North 19 degrees 15 minutes 54 seconds West a distance of 5.64
99. North 20 degrees 14 minutes 24 seconds West a distance of 6.32
100. North 18 degrees 36 minutes 01 seconds West a distance of 6.06
101. North 22 degrees 10 minutes 18 seconds West a distance of 6.04
102. North 20 degrees 56 minutes 29 seconds West a distance of 4.81
103. North 23 degrees 28 minutes 15 seconds West a distance of 4.91
104. North 20 degrees 53 minutes 35 seconds West a distance of 10.26
105. North 18 degrees 47 minutes 48 seconds West a distance of 4.55
106. North 13 degrees 12 minutes 21 seconds West a distance of 5.01
107. North 30 degrees 04 minutes 18 seconds West a distance of 5.45
108. North 13 degrees 15 minutes 40 seconds West a distance of 5.36
109. North 27 degrees 29 minutes 16 seconds West a distance of 4.81
110. North 19 degrees 27 minutes 35 seconds West a distance of 4.99
111. North 20 degrees 15 minutes 26 seconds West a distance of 5.03
112. North 21 degrees 40 minutes 36 seconds West a distance of 4.82
113. North 18 degrees 58 minutes 55 seconds West a distance of 4.90
114. North 24 degrees 22 minutes 16 seconds West a distance of 5.01
115. North 20 degrees 29 minutes 11 seconds West a distance of 5.43
116. North 12 degrees 28 minutes 24 seconds West a distance of 5.22
117. North 31 degrees 04 minutes 55 seconds West a distance of 4.67
118. North 17 degrees 18 minutes 10 seconds West a distance of 4.96
119. North 18 degrees 00 minutes 56 seconds West a distance of 5.01
120. North 23 degrees 35 minutes 27 seconds West a distance of 4.83
121. North 21 degrees 17 minutes 11 seconds West a distance of 5.61

122. North 18 degrees 59 minutes 54 seconds West a distance of 4.60
123. North 20 degrees 36 minutes 04 seconds West a distance of 4.97
124. North 22 degrees 53 minutes 10 seconds West a distance of 6.97
125. North 19 degrees 50 minutes 52 seconds West a distance of 7.00
126. North 21 degrees 00 minutes 24 seconds West a distance of 7.16
127. North 17 degrees 39 minutes 53 seconds West a distance of 6.86
128. North 21 degrees 32 minutes 02 seconds West a distance of 6.89
129. North 24 degrees 48 minutes 51 seconds West a distance of 7.76
130. North 17 degrees 29 minutes 27 seconds West a distance of 5.14
131. North 23 degrees 11 minutes 25 seconds West a distance of 7.36 to the point and place of BEGINNING.

Containing within said bounds 42,035± sq. ft. (0.9650 Ac) of land.

Parcel Line Table		
Line #	Length	Direction
L1	4.94'	N 73° 15' 35" E
L2	6.70'	N 65° 30' 28" E
L3	13.93'	N 69° 32' 57" E
L4	6.93'	N 69° 43' 02" E
L5	6.83'	N 71° 15' 05" E
L6	7.15'	N 68° 36' 12" E
L7	13.93'	N 67° 17' 45" E
L8	8.16'	N 69° 45' 16" E
L9	7.85'	N 70° 16' 14" E
L10	7.86'	N 68° 42' 18" E
L11	8.34'	N 70° 14' 23" E
L12	8.34'	N 70° 37' 34" E
L13	7.86'	N 66° 53' 23" E
L14	7.86'	N 69° 20' 48" E
L15	7.67'	N 66° 42' 42" E
L16	8.34'	N 70° 07' 03" E
L17	8.31'	N 70° 28' 40" E
L18	8.30'	N 68° 54' 47" E
L19	7.26'	N 70° 33' 44" E
L20	7.70'	N 68° 46' 46" E

Parcel Line Table		
Line #	Length	Direction
L21	7.68'	N 67° 56' 11" E
L22	6.38'	S 45° 02' 29" E
L23	7.20'	S 81° 00' 33" E
L24	5.11'	N 52° 05' 09" E
L25	7.56'	S 19° 46' 37" E
L26	8.24'	S 22° 02' 06" E
L27	8.01'	S 21° 13' 10" E
L28	7.95'	S 18° 09' 04" E
L29	7.94'	S 22° 52' 36" E
L30	6.65'	S 19° 22' 54" E
L31	7.34'	S 20° 41' 43" E
L32	6.79'	S 23° 02' 28" E
L33	7.34'	S 20° 20' 48" E
L34	8.64'	S 20° 12' 30" E
L35	6.97'	S 19° 38' 31" E
L36	6.88'	S 20° 47' 30" E
L37	7.08'	S 20° 55' 04" E
L38	6.84'	S 23° 22' 27" E
L39	7.26'	S 19° 36' 17" E
L40	6.96'	S 22° 25' 58" E

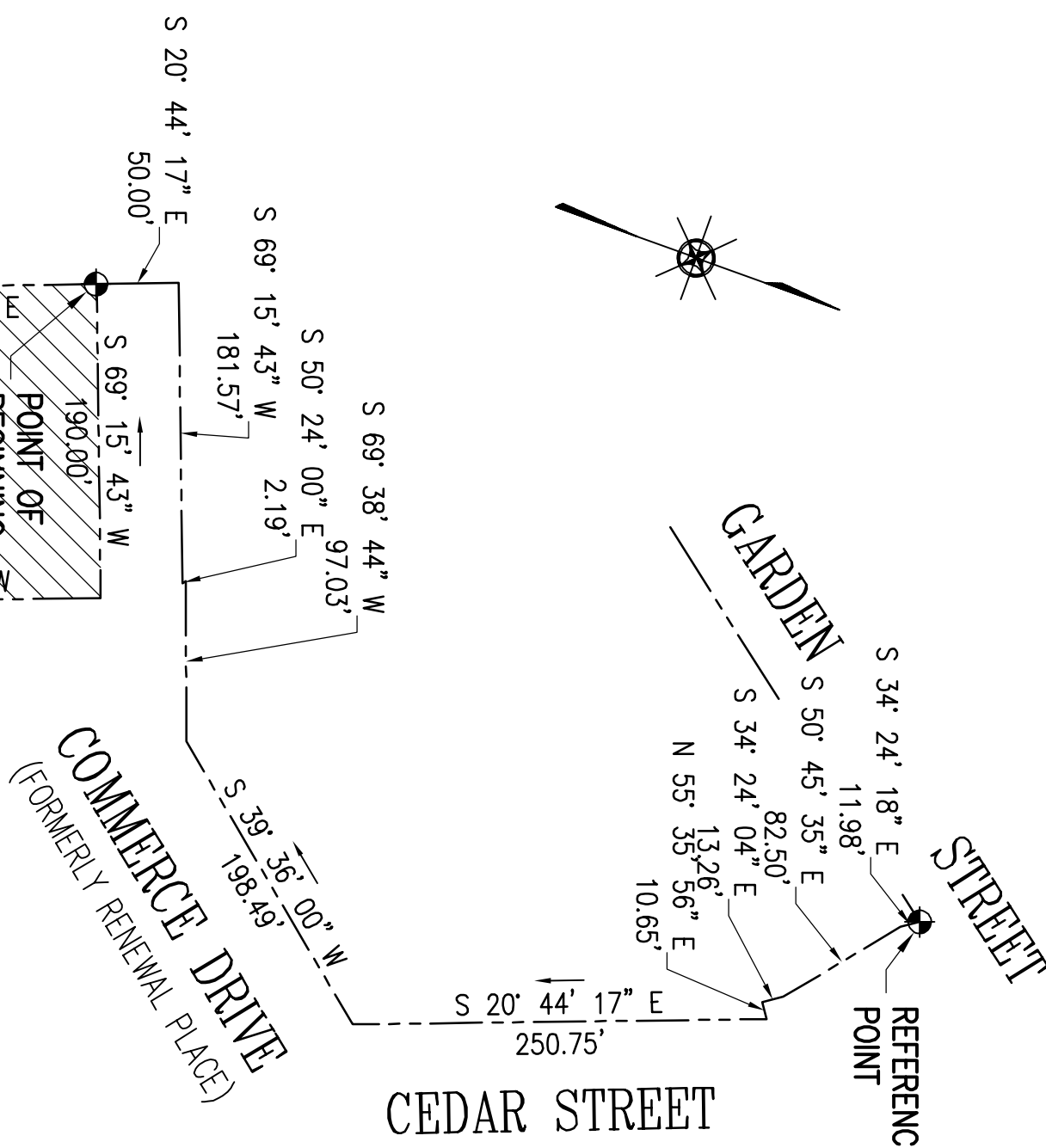
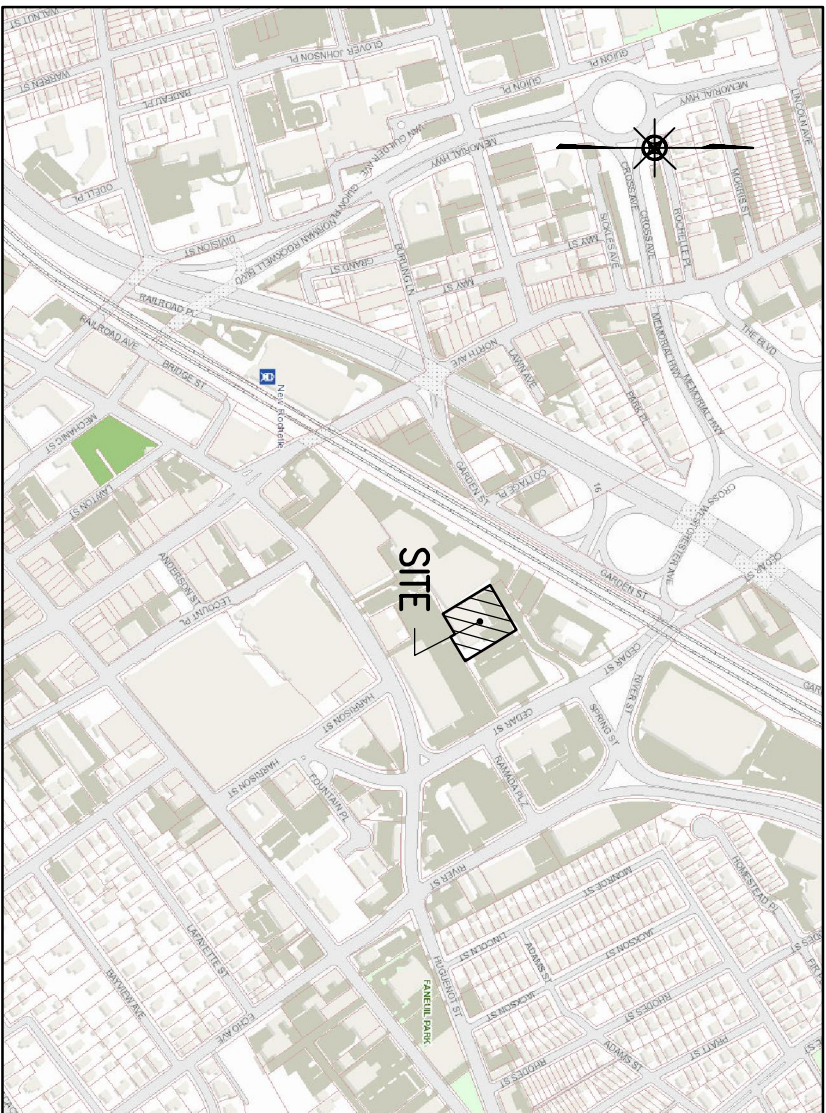
Parcel Line Table		
Line #	Length	Direction
L41	7.08'	S 16° 11' 49" E
L42	7.00'	S 22° 20' 46" E
L43	6.33'	S 22° 10' 46" E
L44	7.69'	S 17° 03' 53" E
L45	7.46'	S 25° 11' 00" E
L46	5.65'	S 18° 34' 09" E
L47	6.08'	S 20° 27' 11" E
L48	5.92'	S 19° 04' 06" E
L49	6.12'	S 20° 50' 44" E
L50	6.06'	S 19° 52' 02" E
L51	5.85'	S 21° 41' 14" E
L52	5.90'	S 21° 41' 28" E
L53	6.04'	S 21° 15' 56" E
L54	5.31'	S 25° 27' 08" E
L55	6.55'	S 30° 58' 19" E
L56	5.99'	S 22° 07' 44" E
L57	6.40'	S 17° 23' 36" E
L58	4.00'	S 21° 51' 09" E
L59	4.03'	S 20° 15' 40" W
L60	6.71'	S 69° 06' 25" W

Parcel Line Table		
Line #	Length	Direction
L61	5.93'	S 66° 56' 15" W
L62	6.14'	S 69° 55' 12" W
L63	5.86'	S 68° 58' 41" W
L64	5.70'	S 70° 26' 28" W
L65	6.26'	S 68° 06' 30" W
L66	5.92'	S 67° 56' 40" W
L67	5.86'	S 69° 55' 21" W
L68	6.14'	S 68° 46' 58" W
L69	6.06'	S 71° 23' 59" W
L70	5.83'	S 67° 27' 47" W
L71	6.20'	S 71° 41' 05" W
L72	5.61'	S 70° 46' 55" W
L73	6.29'	S 69° 48' 53" W
L74	4.46'	S 62° 27' 20" W
L75	3.12'	S 81° 35' 46" W
L76	5.46'	N 16° 50' 03" W
L77	5.51'	N 20° 56' 55" W
L78	6.31'	N 32° 59' 03" W
L79	6.10'	S 74° 10' 18" W
L80	6.17'	S 65° 40' 35" W

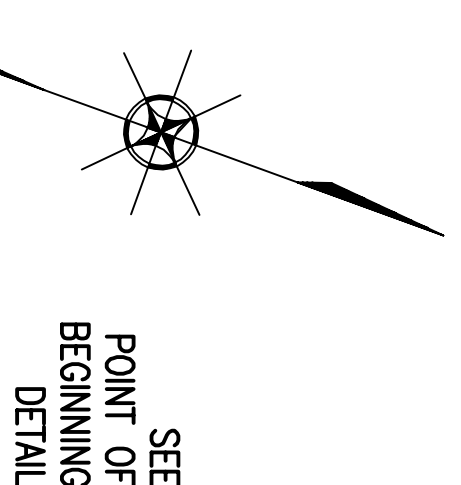
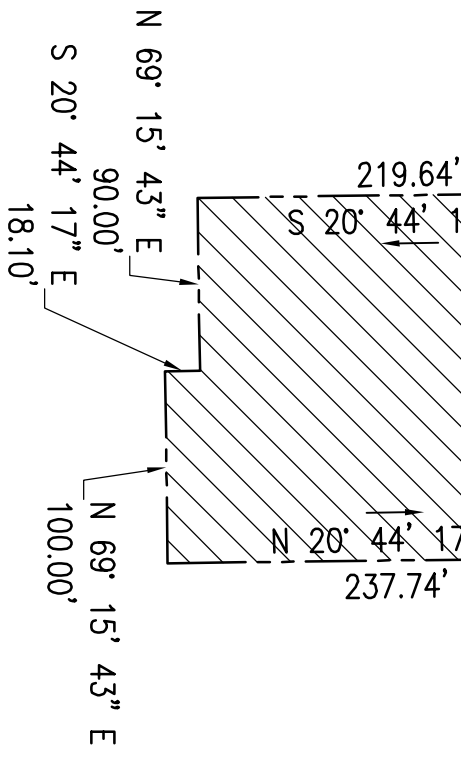
Parcel Line Table		
Line #	Length	Direction
L81	5.91'	S 69° 56' 19" W
L82	5.88'	S 72° 13' 21" W
L83	6.12'	S 70° 39' 48" W
L84	6.10'	S 69° 13' 17" W
L85	5.90'	S 77° 00' 31" W
L86	6.04'	S 67° 06' 42" W
L87	5.86'	S 69° 55' 21" W
L88	6.09'	S 77° 00' 26" W
L89	5.80'	S 66° 46' 48" W
L90	6.04'	S 68° 15' 03" W
L91	6.00'	S 70° 01' 02" W
L92	5.92'	S 71° 21' 46" W
L93	6.01'	S 67° 46' 42" W
L94	5.08'	N 16° 38' 39" W
L95	5.82'	N 21° 39' 40" W
L96	6.07'	N 20° 17' 22" W
L97	6.05'	N 21° 29' 20" W
L98	5.64'	N 19° 15' 54" W
L99	6.32'	N 20° 14' 24" W
L100	6.06'	N 16° 36' 01" W

Parcel Line Table		
Line #	Length	Direction
L101	6.04'	N 22° 10' 16" W
L102	4.80'	N 20° 56' 29" W
L103	4.93'	N 23° 28' 15" W
L104	10.26'	N 20° 53' 55" W
L105	4.55'	N 18° 47' 46" W
L106	5.01'	N 13° 12' 21" W
L107	5.45'	N 30° 04' 16" W
L108	5.36'	N 13° 15' 40" W
L109	4.81'	N 27° 29' 16" W
L110	4.99'	N 19° 27' 35" W
L111	5.03'	N 20° 15' 26" W
L112	4.82'	N 21° 40' 36" W
L113	4.90'	N 18° 56' 55" W
L114	5.01'	N 24° 22' 16" W
L115	5.43'	N 20° 29' 11" W
L116	5.22'	N 12° 28' 24" W
L117	4.67'	N 31° 04' 55" W
L118	4.96'	N 17° 18' 10" W
L119	5.01'	N 18° 00' 56" W
L120	4.83'	N 23° 35' 27" W

Parcel Line Table		
Line #	Length	Direction
L121	5.61'	N 21° 17' 11" W
L122	4.60'	N 16° 59' 54" W
L123	4.97'	N 20° 36' 04" W
L124	6.97'	N 22° 53' 10" W
L125	7.00'	N 19° 50' 52" W
L126	7.16'	N 21° 00' 24" W
L127	6.86'	N 17° 39' 53" W
L128	6.89'	N 21° 32' 02" W
L129	7.16'	N 24° 46' 51" W
L130	5.14'	N 17° 50' 27" W
L131	7.36'	N 23° 11' 25" W



DEED PLOT
SECT. 1, BLOCK 238, LOT 1 n/k/a LOT 5
CONTROL No. 5804633382



"This property is subject to an environmental easement held by the New York State Department of Environmental Conservation pursuant to Title 36 of Article 71 of the New York Environmental Conservation Law. The engineering and institutional controls for this Easement are set forth in the Site Management Plan (SMP). A copy of the SMP must be obtained by any party with an interest in the property. The SMP can be obtained from NYS Department of Environmental Conservation, Division of Environmental Remediation, Site Control Section, 625 Broadway, Albany, NY 12233 or at denweb@dec.ny.gov."

THE PURPOSE OF THIS MAP IS TO INDICATE THE AREA (BOUNDED BY THE METES AND BOUNDS SHOWN ON THIS MAP) INCLUDED FOR A BROWNFELD SUBMISSION. THE METES AND BOUNDS OF THE BOUNDARY SHOWN IN THIS MAP DOES NOT INDICATED OWNERSHIP FOR WHOM THIS MAP IS PREPARED AND IS INAPPLICABLE FOR USE IN TRANSFER OF TITLE.

THE SURVEYOR'S SEAL, SIGNATURE AND ANY CERTIFICATION APPEARING HEREON SIGNIFY THAT, TO THE BEST OF HIS KNOWLEDGE AND BELIEF, THIS SURVEY WAS PREPARED IN ACCORDANCE WITH THE MINIMUM STANDARDS FOR LAND SURVEYS AS SET FORTH IN THE CODE OF PRACTICE ADOPTED BY THE NEW YORK STATE ASSOCIATION OF PROFESSIONAL LAND SURVEYORS, INC.

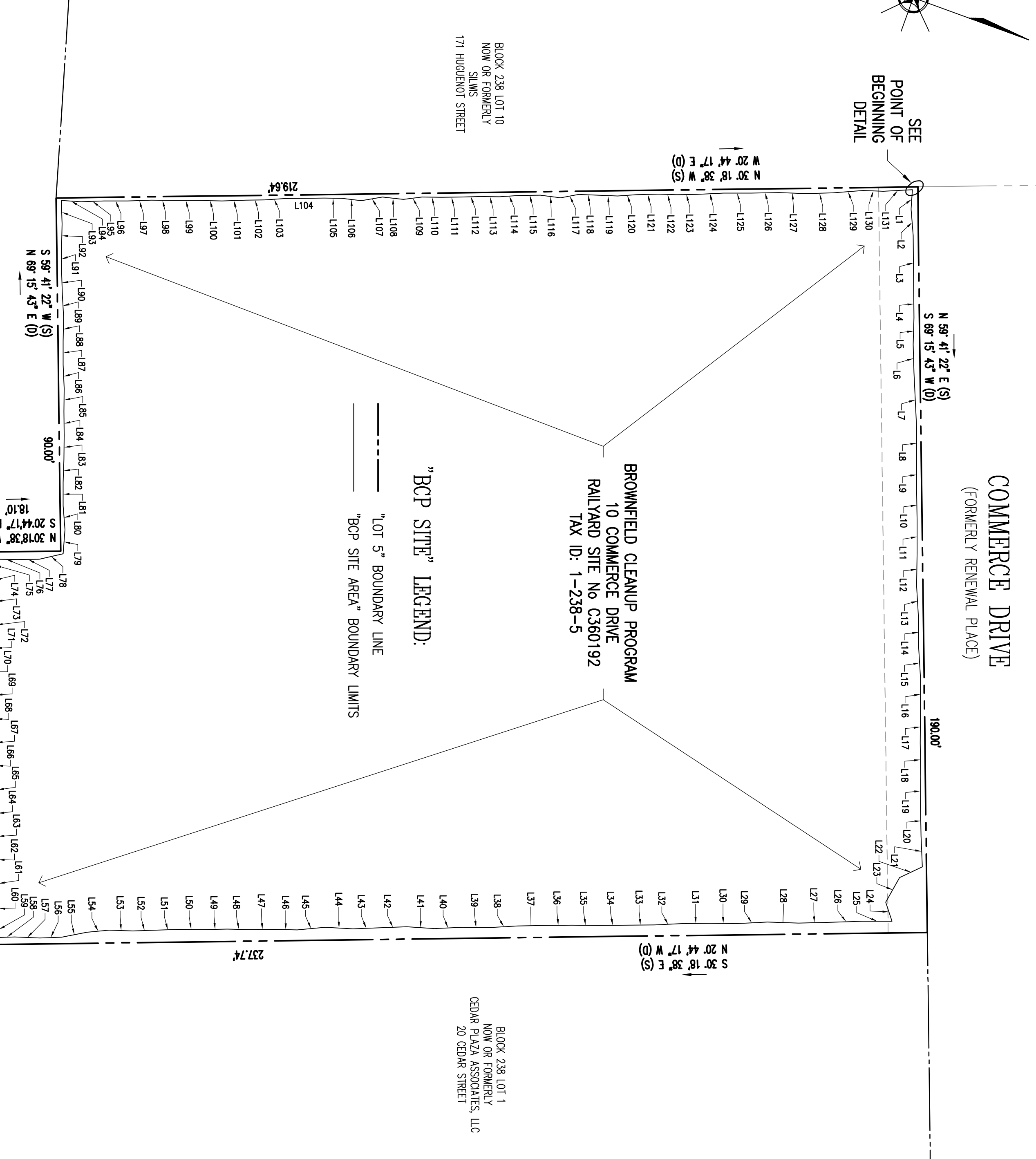

UNAUTHORIZED ALTERATION OR ADDITION TO A SURVEY MAP BEARING A LICENSED LAND SURVEYOR'S SEAL IS A VIOLATION OF SECTION 7208, SUB-DIVISION 2 OF THE NEW YORK STATE EDUCATION LAW.

LINE & GRADE SURVEYORS D.P.C.

23 Nepehan Avenue
Elmsford, New York 10523

Phone: (914) 347-3141 Fax : (914) 347-3120
email: Office@lineandgrade.net

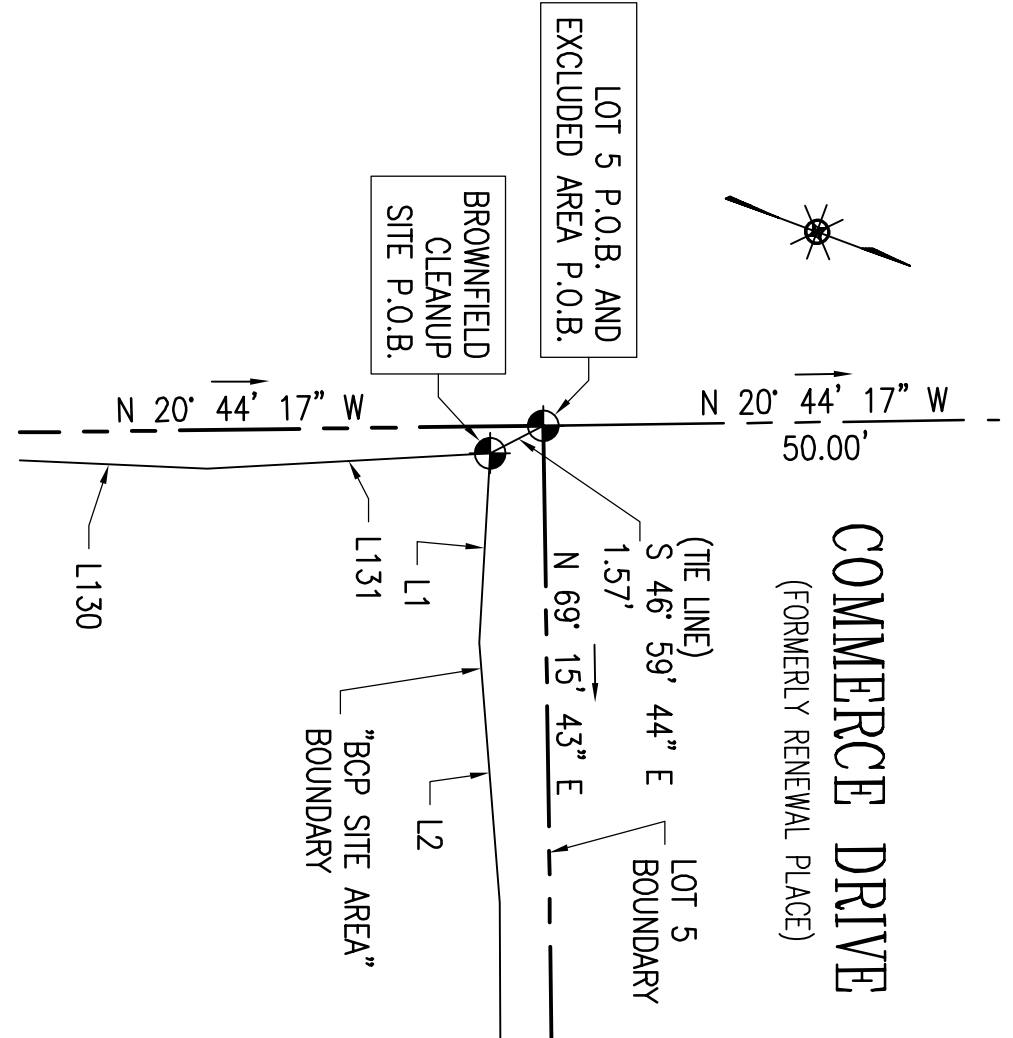
Copyright (c) 2021 LINE & GRADE SURVEYORS D.P.C. All Rights Reserved.



ACREAGE SCHEDULE:

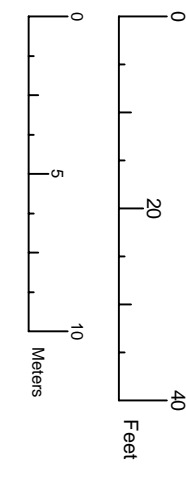
PARCEL	SQ. FT.	ACRES
LOT 5	43,542 ±	0.996 Ac.
"BCP SITE"	42,035 ±	0.960 Ac.

POINT OF BEGINNING DETAIL
SCALE: 1" = 5'



BROWNFELD CLEANUP PROGRAM
PREPARED FOR
10 COMMERCE DRIVE
RAIL YARD SITE No. C360192
TAX ID: 1-238-5

BCP SITE AREA: 42,035 S.F. (0.965 Ac.)
PROPERTY SITUATE IN THE
CITY OF NEW ROCHELLE
COUNTY OF WESTCHESTER
STATE OF NEW YORK



DATE: AUGUST 12, 2021

CD0 FILE: /CD/20-35239 10 COMMERCE BROWNFELD-2.DWG

Schedule A
Legal Description for Lot 1-238-5

All that certain plot, piece or parcel of land, situate, lying and being in the City of New Rochelle, County of Westchester and State of New York, being known and designated as the westerly portion of Block 238, Lot 1 n/k/a Lot 5 as shown on the official Tax Assessment Map of the City of New Rochelle, N.Y., more particularly bounded and described as follows:

BEGINNING at a point on the southerly boundary line of nor Renewal Place, said point being distant the following courses and distances from the point formed by the intersection of the southwesterly boundary line of Cedar Street with the southeasterly boundary line of Garden Street shown on a map of land taken by the People of the State of New York for the Cedar Street Arterial filed in the Westchester County Clerk's Office, Division of Land Records in November 20, 1967 as Map No. 15653.

South 34 degrees 24 minutes 18 seconds East 11.98 feet;
South 50 degrees 45 minutes 35 seconds East 82.50 feet;
South 34 degrees 24 minutes 04 seconds East 13.26 feet;
North 55 degrees 35 minutes 56 seconds East 10.65 feet;
South 20 degrees 44 minutes 17 seconds East 250.75 feet to a point of intersection with the westerly boundary line of Cedar Street with the northerly boundary line of Renewal Place;

THENCE along said northerly boundary line;

South 39 degrees 36 minutes 00 seconds West 198.49 feet;
South 69 degrees 38 minutes 44 seconds West 97.03 feet;
South 50 degrees 24 minutes 00 seconds East 2.19 feet;
South 69 degrees 15 minutes 43 seconds West 181.57 feet to the westerly boundary line of Renewal Place;

THENCE South 50 degrees 44 minutes 17 seconds East 50.00 feet to the point of intersection of the westerly and southerly boundary line of Renewal Place and the point or place of BEGINNING.

THENCE South 20 degrees 44 minutes 17 seconds East 219.64 feet;
North 69 degrees 15 minutes 43 seconds East 90.00 feet;
South 20 degrees 44 minutes 17 seconds East 18.10 feet;
North 69 degrees 15 minutes 43 seconds East 100.00 feet;
North 20 degrees 44 minutes 17 seconds West 237.74 feet to a point on the southerly boundary line of Renewal Place;

THENCE along said southerly boundary line South 69 degrees 15 minutes 43 seconds West 190.00 feet to the point or place of BEGINNING.

Containing within said bounds 43,542 ± sq. ft. (0.9996 Ac.) of land.

THE PURPOSE OF THIS MAP IS TO INDICATE THE AREA BOUNDED BY THE METES AND BOUNDS SHOWN ON THIS MAP INCLUSIVE FOR A BROWNFIELDED SUBMISSION. THE METES AND BOUNDS OF THE BOUNDARY SHOWN IN THIS MAP DOES NOT INDICATE OWNERSHIP FOR WHOM THIS MAP IS PREPARED AND IS UNLAWFUL FOR USE IN TRANSFER OF TITLE.


THE SURVEYOR'S SEAL, SIGNATURE AND ANY CERTIFICATION APPEARING HEREON SIGNIFY THAT, TO THE BEST OF HIS KNOWLEDGE AND BELIEF, THIS SURVEY WAS PREPARED IN ACCORDANCE WITH THE MINIMUM STANDARDS FOR LAND SURVEYS AS SET FORTH IN THE CODE OF PRACTICE ADOPTED BY THE NEW YORK STATE ASSOCIATION OF PROFESSIONAL LAND SURVEYORS, INC.

UNAUTHORIZED ALTERATION OR ADDITION TO A SURVEY MAP BEARING A LICENSED LAND SURVEYOR'S SEAL IS A VIOLATION OF SECTION 7208, SUB-DIVISION 2 OF THE NEW YORK STATE EDUCATION LAW.

LINIE & GRADE SURVEYORS D.P.C.

23 Nepepton Avenue
Elmsford, New York 10523
Phone: (914) 347-3141 Fax : (914) 347-3120
email: Office@linieandgrade.net

Copyright (c) 2021 LINIE & GRADE SURVEYORS D.P.C. All Rights Reserved.



Schedule A
Legal Description for BCP Site Area

All that certain plot, piece or parcel of land, situate, lying and being in the City of New Rochelle, County of Westchester and State of New York, being a portion of Block 238, Lot 1 n/k/a Lot 5 as shown on the official Tax Assessment Maps of the City of New Rochelle, N.Y., more particularly bounded and described as follows:

BEGINNING at a point located within aforesaid Lot 5, said point being distant South 46 degrees 59 minutes 44 seconds East a distance of 1.57 feet from the point formed by the intersection of the westerly and southerly boundary line of Renewal Place (now Commerce Drive), also known as the Point of Beginning of said Lot 5 as described in Control No. 580463382 and filed in the Westchester County Clerk's Office, Division of Land Records on March 9, 2018,;

THENCE through the lands of Lot 5 the following one hundred thirty one-(131) courses and distances:

1. North 73 degrees 15 minutes 35 seconds East a distance of 4.94
2. North 65 degrees 30 minutes 28 seconds East a distance of 6.78
3. North 69 degrees 32 minutes 57 seconds East a distance of 13.97
4. North 69 degrees 43 minutes 02 seconds East a distance of 6.95
5. North 71 degrees 15 minutes 05 seconds East a distance of 6.83
6. North 68 degrees 36 minutes 12 seconds East a distance of 7.15
7. North 67 degrees 17 minutes 45 seconds East a distance of 13.97
8. North 69 degrees 45 minutes 16 seconds East a distance of 8.16
9. North 70 degrees 16 minutes 14 seconds East a distance of 7.83
10. North 68 degrees 42 minutes 18 seconds East a distance of 7.76
11. North 70 degrees 14 minutes 23 seconds East a distance of 8.24
12. North 70 degrees 37 minutes 34 seconds East a distance of 8.34
13. North 66 degrees 53 minutes 23 seconds East a distance of 7.89
14. North 69 degrees 20 minutes 49 seconds East a distance of 7.99
15. North 66 degrees 42 minutes 42 seconds East a distance of 7.67
16. North 70 degrees 07 minutes 03 seconds East a distance of 8.34
17. North 70 degrees 28 minutes 40 seconds East a distance of 8.31
18. North 68 degrees 54 minutes 47 seconds East a distance of 8.39
19. North 70 degrees 33 minutes 44 seconds East a distance of 7.55
20. North 68 degrees 48 minutes 46 seconds East a distance of 7.70
21. North 67 degrees 56 minutes 11 seconds East a distance of 7.89
22. South 45 degrees 02 minutes 29 seconds East a distance of 6.38
23. South 81 degrees 00 minutes 33 seconds East a distance of 7.20
24. North 52 degrees 05 minutes 09 seconds East a distance of 5.11
25. South 19 degrees 48 minutes 37 seconds East a distance of 7.56
26. South 22 degrees 02 minutes 06 seconds East a distance of 8.24
27. South 21 degrees 13 minutes 10 seconds East a distance of 8.01
28. South 18 degrees 09 minutes 09 seconds East a distance of 7.95
29. South 22 degrees 52 minutes 36 seconds East a distance of 7.94
30. South 19 degrees 22 minutes 54 seconds East a distance of 6.65
31. South 20 degrees 41 minutes 43 seconds East a distance of 7.34
32. South 23 degrees 02 minutes 28 seconds East a distance of 6.79
33. South 20 degrees 20 minutes 48 seconds East a distance of 7.34
34. South 20 degrees 12 minutes 50 seconds East a distance of 6.84
35. South 19 degrees 38 minutes 31 seconds East a distance of 6.97
36. South 20 degrees 47 minutes 30 seconds East a distance of 6.88
37. South 20 degrees 55 minutes 04 seconds East a distance of 7.06
38. South 23 degrees 22 minutes 27 seconds East a distance of 6.84
39. South 19 degrees 36 minutes 17 seconds East a distance of 7.26
40. South 22 degrees 25 minutes 58 seconds East a distance of 6.98
41. South 16 degrees 11 minutes 49 seconds East a distance of 7.08
42. South 22 degrees 20 minutes 46 seconds East a distance of 7.00
43. South 22 degrees 10 minutes 48 seconds East a distance of 6.73
44. South 17 degrees 03 minutes 53 seconds East a distance of 7.09
45. South 25 degrees 11 minutes 00 seconds East a distance of 7.16

46. South 18 degrees 34 minutes 09 seconds East a distance of 5.85
47. South 20 degrees 27 minutes 11 seconds East a distance of 6.08
48. South 19 degrees 04 minutes 08 seconds East a distance of 5.92
49. South 20 degrees 50 minutes 44 seconds East a distance of 6.12
50. South 19 degrees 52 minutes 03 seconds East a distance of 6.06
51. South 21 degrees 49 minutes 14 seconds East a distance of 5.95
52. South 21 degrees 41 minutes 28 seconds East a distance of 5.90
53. South 18 degrees 15 minutes 56 seconds East a distance of 6.04
54. South 25 degrees 27 minutes 09 seconds East a distance of 5.71
55. South 30 degrees 58 minutes 19 seconds East a distance of 6.55
56. South 22 degrees 07 minutes 44 seconds East a distance of 5.59
57. South 17 degrees 23 minutes 36 seconds East a distance of 6.40
58. South 21 degrees 51 minutes 09 seconds East a distance of 4.00
59. South 70 degrees 15 minutes 40 seconds West a distance of 4.03
60. South 69 degrees 06 minutes 25 seconds West a distance of 6.71
61. South 68 degrees 58 minutes 15 seconds West a distance of 5.97
62. South 69 degrees 55 minutes 12 seconds West a distance of 6.14
63. South 68 degrees 58 minutes 41 seconds West a distance of 5.86
64. South 70 degrees 26 minutes 28 seconds West a distance of 5.79
65. South 68 degrees 06 minutes 30 seconds West a distance of 6.28
66. South 67 degrees 58 minutes 40 seconds West a distance of 5.92
67. South 69 degrees 52 minutes 33 seconds West a distance of 5.89
68. South 68 degrees 49 minutes 58 seconds West a distance of 6.14
69. South 71 degrees 23 minutes 59 seconds West a distance of 6.06
70. South 67 degrees 27 minutes 47 seconds West a distance of 5.83
71. South 71 degrees 41 minutes 05 seconds West a distance of 6.20
72. South 70 degrees 48 minutes 55 seconds West a distance of 5.61
73. South 69 degrees 00 minutes 53 seconds West a distance of 6.29
74. South 62 degrees 27 minutes 20 seconds West a distance of 4.64
75. South 81 degrees 35 minutes 46 seconds West a distance of 3.12
76. North 18 degrees 50 minutes 03 seconds West a distance of 5.45
77. North 20 degrees 59 minutes 55 seconds West a distance of 5.51
78. North 32 degrees 59 minutes 03 seconds West a distance of 6.31
79. South 74 degrees 10 minutes 19 seconds West a distance of 6.10
80. South 65 degrees 40 minutes 35 seconds West a distance of 6.17
81. South 69 degrees 58 minutes 19 seconds West a distance of 5.91
82. South 72 degrees 13 minutes 21 seconds West a distance of 5.88
83. South 70 degrees 39 minutes 48 seconds West a distance of 6.12
84. South 69 degrees 13 minutes 17 second West a distance of 6.10
85. South 71 degrees 00 minutes 31 seconds West a distance of 5.90
86. South 67 degrees 08 minutes 42 seconds West a distance of 6.04
87. South 69 degrees 55 minutes 21 seconds West a distance of 5.98
88. South 71 degrees 09 minutes 26 seconds West a distance of 6.09
89. South 66 degrees 48 minutes 49 seconds West a distance of 5.80
90. South 68 degrees 15 minutes 03 seconds West a distance of 6.04
91. South 70 degrees 01 minutes 02 seconds West a distance of 6.00
92. South 71 degrees 21 minutes 48 seconds West a distance of 5.92
93. South 67 degrees 48 minutes 42 seconds West a distance of 6.01
94. North 16 degrees 38 minutes 39 seconds West a distance of 5.05
95. North 21 degrees 39 minutes 40 seconds West a distance of 5.82
96. North 20 degrees 17 minutes 22 seconds West a distance of 6.07
97. North 21 degrees 29 minutes 20 seconds West a distance of 6.05
98. North 19 degrees 15 minutes 54 seconds West a distance of 5.64
99. North 20 degrees 14 minutes 24 seconds West a distance of 6.32
100. North 18 degrees 36 minutes 01 seconds West a distance of 6.06
101. North 22 degrees 10 minutes 18 seconds West a distance of 6.04
102. North 20 degrees 56 minutes 29 seconds West a distance of 4.81
103. North 23 degrees 28 minutes 15 seconds West a distance of 4.91
104. North 20 degrees 53 minutes 35 seconds West a distance of 10.26
105. North 18 degrees 47 minutes 48 seconds West a distance of 4.55
106. North 13 degrees 12 minutes 21 seconds West a distance of 5.01
107. North 30 degrees 04 minutes 18 seconds West a distance of 5.45
108. North 13 degrees 15 minutes 40 seconds West a distance of 5.36
109. North 27 degrees 29 minutes 16 seconds West a distance of 4.81

110. North 19 degrees 27 minutes 35 seconds West a distance of 4.99
111. North 20 degrees 15 minutes 26 seconds West a distance of 5.03
112. North 21 degrees 40 minutes 36 seconds West a distance of 4.82
113. North 18 degrees 58 minutes 55 seconds West a distance of 4.90
114. North 24 degrees 22 minutes 16 seconds West a distance of 5.01
115. North 20 degrees 29 minutes 11 seconds West a distance of 5.43
116. North 12 degrees 08 minutes 24 seconds West a distance of 5.22
117. North 31 degrees 04 minutes 55 seconds West a distance of 4.67
118. North 17 degrees 18 minutes 18 seconds West a distance of 4.96
119. North 18 degrees 00 minutes 56 seconds West a distance of 5.01
120. North 23 degrees 35 minutes 27 seconds West a distance of 4.83
121. North 21 degrees 17 minutes 11 seconds West a distance of 5.61
122. North 18 degrees 59 minutes 54 seconds West a distance of 4.60
123. North 20 degrees 36 minutes 04 seconds West a distance of 4.97
124. North 22 degrees 53 minutes 10 seconds West a distance of 6.97
125. North 19 degrees 50 minutes 52 seconds West a distance of 7.00
126. North 21 degrees 00 minutes 24 seconds West a distance of 7.16
127. North 17 degrees 39 minutes 53 seconds West a distance of 6.86
128. North 21 degrees 32 minutes 02 seconds West a distance of 6.89
129. North 24 degrees 48 minutes 51 seconds West a distance of 7.76
130. North 17 degrees 29 minutes 27 seconds West a distance of 5.14
131. North 23 degrees 11 minutes 25 seconds West a distance of 7.36 to the point and place of BEGINNING.

Containing within said bounds 42,035± sq. ft. (0.9650 Ac.) of land.

SHEET 2 OF 2
BROWNFIELD CLEANUP PROGRAM
PREPARED FOR
10 COMMERCE DRIVE
RAIL YARD SITE No. C360192

TAX ID: 1-238-5
BCP SITE AREA: 42,035 S.F. (0.965 Ac.)
PROPERTY SITUATE IN THE
CITY OF NEW ROCHELLE
COUNTY OF WESTCHESTER
STATE OF NEW YORK

DATE: AUGUST 12, 2021

CDP FILE: /C30/20-35239 10 COMMERCE BROWNFELD-2.DWG

Appendix B:

List of Site Contacts

Name	Company	Project Position	Address	Phone Number/Email
Rashid A. Walker	BRP 10 Commerce LLC	Volunteer Contact	767 Third Avenue, 33 rd Floor, NY, NY 10017	(917) 620-5168
Linda Shaw	Knauf Shaw	Attorney for Volunteer	1400 Cross Roads Building, 2 State Street, Rochester, NY 14614	(585) 546-8430 lshaw@nyenvlaw.com
Parag Amin	NYSDEC	Project Manager	NYSDEC, 625 Broadway, 11th Floor, Albany, NY 12233	(518) 402-9648 parag.amin@dec.ny.gov
Kevin Carpenter	NYSDEC	Project Manager Supervisor	NYSDEC, 625 Broadway, 11th Floor, Albany, NY 12233	(518) 402-9799 kevin.carpenter@dec.ny.gov
Kelly Lewandowski	NYSDEC	Site Control	NYSDEC, 625 Broadway, 11th Floor, Albany, NY 12233	(518) 402-9553 kelly.lewandowski@dec.ny.gov
Maureen Schuck	NYSDOH	Region Chief	NYSDOH Bureau of Environmental investigation, Empire State Plaza, Corning Tower Room 1787, Albany, NY 12237	maureen.schuck@health.ny.gov
Shaun J. Surani	NYSDOH	Health Specialist	NYSDOH Bureau of Environmental investigation, Empire State Plaza, Corning Tower Room 1787, Albany, NY 12237	shaun.surani@health.ny.gov
Fuad Dahan, P.E.	SESI Consulting Engineers, DPC	Principal Engineer of Record	12A Maple Ave, Pine Brook, NJ 07058	(973) 808-9050 fd@sesi.org
Jesse Mausner P.G.	SESI Consulting Engineers, DPC	Project Manager Supervisor	12A Maple Ave, Pine Brook, NJ 07058	(973) 808-9050 jam@sesi.org

Appendix C: Quality Assurance Project Plan

Quality Assurance Project Plan

**10 Commerce Drive
Parcel ID 1-238-0005
New Rochelle, Westchester County, New York**

1.0 PROJECT DESCRIPTION

This document presents the Quality Assurance Project Plan (QAPP) for the Site Management Plan (SMP) for the proposed development at 10 Commerce Drive, New Rochelle, New York (Site).

The Site consists of a 0.96-acre commercial lot located at 10 Commerce Drive, New Rochelle, Westchester County, New York. The property is improved by a two-story vacant office building, associated asphalt parking areas, and landscaping. The Site is identified on tax map records as Parcel 1-238-0005. The Site is located in a commercial area with similar commercial properties to the east, south, and west of the Site. The closest surface water body is Echo Bay and its associated tributaries located approximately 0.5 miles east of the Site. The Site is bound to the north by Renewal Place, beyond which lies commercial property and railroad property; and to the east, south and west by commercial properties and associated asphalt parking areas. The Site topography is generally flat and slopes gently downward from the northwest to the southeast.

The planned new construction for the Site will be a multi-story residential apartment building.

2.0 PROJECT ORGANIZATION

The RAWP will be conducted by Soils Engineering Services, Inc. (SESI), on behalf of BRP 10 Commerce LLC (Volunteer). The organization of SESI's key project management and field staff, and respective areas of responsibility, is presented below.

2.1 Project Principal

Michael St. Pierre, P.E.

Provide technical and administrative oversight and guidance throughout the project, assist in securing company resources, participate in technical review of deliverables, and attend key meetings as needed.

2.2 Principal Engineer

Fuad Dahan, PhD, P.E.

Provide technical guidance and review of reports, analytical data. Will have key involvement in screening and development of remedial alternatives.

2.3 Project Manager

Jesse Mausner, PG, LSRP

Responsible for maintaining the day-to-day schedule for completing the fieldwork and deliverables according to BCP program requirements and client expectations.

2.4 Remedial Action Program Manager

Jesse Mausner, PG, LSRP

Responsible for coordinating and directing field efforts of SESI staff and subcontractors, and for maintaining that work is done according to QAPP specifications.

2.5 Field Team Leader

Joe Scardino

Responsible for overseeing field work during the RI and IRM, including observing subcontractors, maintaining field notes, and collecting samples of various environmental media, in accordance with the NYSDEC-approved Work Plan.

2.5 Quality Assurance Officer

Joe Scardino

Responsible for will reviewing sampling procedures and certify that the data was collected and analyzed using the appropriate procedures.

3.0 QA/QC OBJECTIVES FOR MEASUREMENT OF DATA

In cases where NYSDOH ELAP Certification exists for a specific group or category of parameters, the laboratories performing analysis in connection with this project will have appropriate NYSDOH ELAP Certification. For analysis of samples where Analytical Service Protocol (ASP, June 2000) Category B deliverables are required.

Detection limits set by NYSDEC-ASP (June 2000) will be used for all sample analyses unless otherwise noted. If NYSDEC-ASP-dictated detection limits prove insufficient to assess project goals (i.e., comparison to drinking water standards or attainment of ARARs), then ASP Special Analytical Services (SAS) or other appropriate methods will be utilized.

The quality assurance/quality control objectives for all measurement data include completeness, representativeness, comparability, precision and accuracy.

3.1 COMPLETENESS

The analyses performed must be appropriate and inclusive. The parameters selected for analysis are chosen to meet the objectives of the study.

Completeness of the analyses will be assessed by comparing the number of parameters intended to be analyzed with the number of parameters successfully determined and validated. Data must meet QC acceptance criteria for 100 percent or more of requested determinations.

3.2 REPRESENTATIVENESS

Samples must be taken of the population and, where appropriate, the population will be characterized statistically to express the degree to which the data accurately and precisely represent a characteristic of a population, parameter variations at a sampling point, a process, or environmental condition.

Non-dedicated sampling devices will be cleaned between sampling points by washing and rinsing with pesticide-grade methanol, followed by a thorough rinse with distilled water. Specific cleaning techniques are described in the Field Sampling Procedure. Two types of blank samples will accompany each sample set where Target Compound List (TCL) volatiles are to be analyzed (water matrix only). A trip blank, consisting of a 40 ml VOA vial of organic-free water prepared by the laboratory, will accompany each set of sample bottles from the laboratory to the field and back. This bottle will remain sealed throughout the shipment and sampling process. This blank will be analyzed for TCL volatile organic compounds along with the groundwater samples to ensure that contamination with TCL volatile compounds has not occurred during the bottle preparation, shipment and sampling phase of the project. In order to check for contaminant carryover when non-dedicated sampling equipment is used, a rinsate blank will be submitted to the laboratory. This blank will also be analyzed for TCL volatile organic compounds. The TCL compounds are identified in the United States Environmental Protection Agency (USEPA) Contract Laboratory Program dated 7/85 or as periodically updated.

The analysis results obtained from the determination of identical parameters in field duplicate samples can be used to further assess the representativeness of the sample data.

3.3 COMPARABILITY

Consistency in the acquisition, preparation, handling and analysis of samples is necessary in order for the results to be compared where appropriate. Additionally, the results obtained from analyses of the samples will be compared with the results obtained in previous studies, if available.

To ensure the comparability of analytical results with those obtained in previous or future testing, all samples will be analyzed by NYSDEC-approved methods. The NYSDEC-ASP mandated holding times for various analyses will be strictly adhered to.

3.4 PRECISION AND ACCURACY

The validity of the data produced will be assessed for precision and accuracy. Analytical methods which will be used include gas chromatography/mass spectrometry (GC/MS), gas chromatography (GC), colorimetry, atomic spectroscopy, gravimetric and titrametric techniques. The following outlines the procedures for evaluating precision and accuracy, routine monitoring procedures, and corrective actions to maintain analytical quality control. All data evaluations will be consistent with NYSDEC-ASP procedures (June 2000). Data will be 100 percent compliant with NYSDEC-ASP requirements.

The number of duplicate, spiked and blank samples analyzed will a minimum of 1 duplicate for every 20 samples per each medium of groundwater and soil. The inclusion and frequency of analysis of field blanks will be on the order of one per every 20 samples (soil) but not more than one per day. For the aqueous matrix field blanks will be collected at a frequency of one per day. Samples to be analyzed for volatile organic compounds will be accompanied by a trip blank for each shipment and field blanks (water matrix) or field blanks (soil).

Quality assurance audit samples will be prepared and submitted by the laboratory QA manager for each analytical procedure used. The degree of accuracy and the recovery of analyte to be expected for the analysis of QA samples and spiked samples is dependent upon the matrix, method of analysis, and compound or element being determined. The concentration of the analyte relative to the detection limit is also a major factor in determining the accuracy of the measurement. The lower end of the analytical range for most analyses is generally accepted to be five times the detection limit. At or above this level, the determination and spike recoveries for metals in water samples will be expected to range from 75 to 125 percent. The recovery of organic surrogate compounds and matrix spiking compounds determined by GC/MS will be compared to the guidelines for recovery of individual compounds as established by the United States Environmental Protection Agency Contract Laboratory Program dated 7/85 or as periodically updated.

The quality of results obtained for inorganic ion and demand parameters will be assessed by comparison of QC data with laboratory control charts for each test.

4.0 SAMPLING PROCEDURES

4.1 SAMPLING PROGRAM

The sampling program for this project will include soil, groundwater and soil vapor. Soil samples will be collected from split spoon sampling or macro-core devices retrieved from soil borings. Groundwater samples will be collected from groundwater monitoring wells using low flow purging techniques. Soil vapor samples will be collected from vapor points screened in the vadose zone using Summa Canisters.

4.1.1 Drilling/Sampling Procedures

Soil and groundwater samples will be collected by means of a soil boring program. Soil borings shall be completed using the hollow stem auger drilling methods, direct push methods, or rotary drilling methods, whichever methods are determined to be best suited to site conditions by the SESI project manager and SESI field team leader.

Soil samples will be collected from soil borings and analyzed in accordance with the NYSDEC-approved Work Plan. Monitoring wells for groundwater sample collection will be installed in select completed soil borings. Either hollow stem auger (HSA) or direct push drilling methods may be utilized for monitoring well completion.

Samples of the encountered overburden materials shall be collected continuously during drilling so that a complete soil profile is examined and described by the SESI field geologist. The sampling method employed shall be ASTM D-1586/Split Barrel Sampling using a standard 2-foot long, 2-inch outside diameter split- spoon sampler with a 140-pound hammer, in cases where HSA methods are used. When direct-push methods are used, samples will be obtained using a 4-foot or 5-foot long, 2-inch outside diameter macro-core sampler in acetate sleeves. Upon retrieval of the sampling barrel or sleeve, the samples shall be collected from appropriate intervals and placed in glass jars or EnCore devices and labeled, stored on site (on ice in a cooler if necessary), and transmitted to the appropriate testing laboratory or storage facility. Chain-of-custody procedures will be practiced following Section 15, EPA-600/4-82-029, Handbook for Sampling and Sample Preservation of Water and Waste Waters.

A geologist or engineer will be on site during the drilling operations to fully describe each soil sample, following the New York State Soil Description Procedure, and to retain representative portions of each sample.

The drilling contractor will be responsible for obtaining accurate and representative samples, informing the geologist of changes in drilling pressure, keeping a separate general log of soils encountered including blow counts [i.e., the number of blows from a soil sampling drive weight (140 pounds)] required to drive the split-spoon sampler in 6-inch increments and installing monitoring wells to levels directed by the supervising geologist following specifications further outlined in this protocol.

4.1.2 Monitoring Well Completion

Monitoring wells will be constructed of 0.010-inch slot size PVC well screen and riser casing. Other materials utilized for completion will be washed silica sand (Q-Rock No. 4 or approved equivalent) bentonite grout, Portland cement, and a protective steel locking well casing and cap with locks. The depth of the wells will be determined based on the depth to water, type of contaminant and field conditions encountered.

The monitoring well installation method for wells installed within unconsolidated sediments shall be to place the screen and riser assembly into the casing once the screen interval has been selected. At that time, a washed silica sand pack will be placed around the well screen if required to prevent screen plugging. If a sand pack is not warranted, the auger string will be pulled back to allow the native aquifer material to collapse 2 to 3 feet above the top of the screen. Bentonite pellets will then be added to the annulus between the casing and the inside auger to insure proper sealing. Cement/bentonite grout will continue to be added during the extraction of the augers until the entire aquifer thickness has been sufficiently sealed off from horizontal and/or vertical flow above the screened interval. During placement of sand and bentonite pellets, frequent measurements will be made to check the height of the sand pack and thickness of bentonite layers by a weighted drop tape measure.

A bolt-down protective curb box will be installed, flush with the ground, or steel "stick-up" protective casing and secured by a Portland cement seal. The cement seal shall extend laterally at least 1 foot in all directions from the protective casing and shall slope gently away to drain water away from the well.

4.1.3 Well Development

All monitoring wells will be developed or cleared of all fine-grained materials and sediments that have settled in or around the well during installation so that the screen is transmitting representative portions of the groundwater. The development will be by one of two methods, pumping or bailing groundwater from the well until it yields relatively sediment-free water. Wells will be developed at least one day after installation.

A decontaminated pump or bailer will be used and subsequently decontaminated after each use following procedures outlined in the Decontamination Protocol. Pumping or bailing will cease when the turbidity falls below 50 NTUs or until specific conductivity, pH, and temperature are stable (i.e., consecutive readings are within 10 percent with no overall upward or downward trends in measurements). Well development water will be disposed of on the ground surface at each well location or contained in drums as conditions warrant.

4.1.4 Decontamination

All drilling equipment and associated tools including augers, drill rods, sampling equipment, wrenches and any other non-dedicated equipment or tools that have come in contact with contaminated materials will be decontaminated before any drilling on site begins, between each well, and prior to removing any equipment from the site. The preferred decontamination procedure will be to scrape the equipment from any residual soils and then rinse with water and Alconox®. Every effort will be made to minimize the generation of contaminated water. All onsite decontamination activities will be conducted on a properly constructed decontamination pad.

4.2 Groundwater Sampling Program.

4.2.1 Well Purging

Prior to sampling a monitoring well, the static water level will be recorded. All well data will be recorded on a field sampling record. The wells will be sampled in accordance with the USEPA guidelines for the Low Flow Purging Sampling (LFPS). The purpose of LFPS is to collect groundwater samples from monitoring wells that are representative of ambient groundwater conditions in the aquifer. The LFPS method reduces turbidity which is needed particularly when sampling for metals.

4.2.2 Sampling Procedure

The wells will be sampled using the LFPS technique. A flow rate of 100 ml to 250 ml per minute is used to purge the wells. Drawdown should not exceed 0.3 feet. QED bladder pumps are used for this method. The pump intake is lowered to the mid-point of the water column or as subsurface features such as bedrock fractures or more permeable zones warrant. At the initiation of low flow purging a water level is recorded as well as field parameters. Field parameters are then monitored every five minutes during low flow purging using a flow through cell. When three consecutive measurements of pH differ by 0.1 units or less, with ORP within 10 mv or less, turbidity varies 10 percent or less, conductivity differs by 3 percent or less and dissolved oxygen by 10 percent or less, sampling may begin. Flow through cells are used so continuous real time readings are made. When the parameters stabilize the flow through cell is disconnected and sample bottles are filled directly from the tubing.

In addition to water samples collected from the monitoring wells, two types of "blanks" will be collected and submitted to the chemical laboratory for analyses. The blanks will consist of 40 ml VOA vials, as follows:

A trip blank will be prepared before the sample bottles are sent by the laboratory. It consists of a sample of distilled, deionized water which accompanies the other sample bottles into the field and back to the laboratory. A trip blank will be included with each

shipment of samples where sampling and analysis for TCL volatiles is planned (water matrix only). The trip blank will be analyzed for TCL volatile organic compounds as a measure of the internal laboratory procedures and their effect on the results.

4.3 Soil Vapor Sampling

Soil vapor sampling will be conducted in accordance with the Guidance for Evaluating Soil Vapor Intrusion in the State of New York, with updates (SVI Guidance). Soil vapor samples will be collected in the vadose zone from shallow (5 feet) vapor points. Each vapor point will be installed in a shallow boring drilled either by hand-operated equipment (e.g. hand auger or percussion hammer drill), or by a small truck-mounted drill rig. Drilling equipment used shall be based on soil conditions, and the method that provides the most practical approach.

Each vapor point will consist of an inert sampling tube (polyethylene, stainless steel, or Teflon®) with a 6-inch screened section at the bottom through which soil vapors can be sampled. The screen slot size will be 0.0075 inches. A sampling zone will be created around the screened section by backfilling with 1 to 2 feet of porous coarse sand or glass beads, and at least three feet of bentonite will be placed above the porous sampling zone to form a seal from the surface. Native clean soil will be packed around the remaining annulus to the ground surface.

Each designated soil vapor sampling location will be purged of a minimum of three volumes using a low volume pump, and then attached to a regulator, and secured with a clamp. The regulator will then be attached to a 1-liter summa canister.

The regulator will be set to collect a soil vapor sample at a flow rate not to exceed 0.2 liters per minute, with a maximum 1-hour sample duration. After the summa canister is filled, the valve will be closed.

Each canister will be listed according to a specific sample I.D. on a chain of custody form. Sample canisters will be delivered to the laboratory within 24 hours and analyzed for VOCs by method TO-15. The detection limit for VOCs will be 1 µg/m³ or less.

The soil vapor sampling effort will include the use inert helium tracer gas to verify that the soil vapor samples are not diluted by ambient air. The atmosphere around the sampling tube will be enriched with the tracer gas, and the soil vapor sample will be collected in the presence of the enriched tracer atmosphere. This will be accomplished by placing an inverted plastic pail over the sampling point and filling the pail with the tracer gas via a small tube penetrating the side of the pail. Refer to the SVI Guidance.

Weather conditions in the 48 hours prior to the test, and during the test, will be noted, including average wind speed, precipitation, temperature, and barometric pressure.

4.4 SAMPLE PRESERVATION AND SHIPMENT

Since all bottles will contain the necessary preservatives as shown in Table 4.1, they need only be filled. The 40 ml VOA vials must be filled brim full with no air bubbles. The other bottles should be filled to within about 1 inch from the top.

The bottles will be sent from the laboratory in coolers which will be organized on a per site basis. Following sample collection, the bottles should be placed on ice in the shipping cooler. The samples will be cooled to 4°C, but not frozen.

Final packing and shipment of coolers will be performed in accordance with guidelines outlined in the ASP.

5.0 SAMPLE CUSTODY

The program for sample custody and sample transfer is in compliance with the NYSDEC-ASP, as periodically updated. If samples may be needed for legal purposes, chain-of-custody procedures, as defined by NEIC Policies and Procedures (USEPA-330/9-78-001-R, Revised June 1988) will be used. Sample chain-of-custody is initiated by the laboratory with selection and preparation of the sample containers. To reduce the chance for error, the number of personnel handling the samples should be minimized.

5.1 FIELD SAMPLE CUSTODY

A chain-of-custody record accompanies the samples from initial sample container selection and preparation at the laboratory, shipment to the field for sample containment and preservation, and return to the laboratory. Two copies of this record follow the samples to the laboratory. The laboratory maintains one file copy and the completed original is returned to the site inspection team. Individual sample containers provided by the laboratory are used for shipping samples. The shipping containers are insulated and ice is used to maintain samples at approximately 4°C until samples are returned and in the custody of the laboratory. All sample bottles within each shipping container are individually labeled and controlled. Samples are to be shipped to the laboratory within 24-48 hours of the day of collection depending on parameter holding times.

Each sample shipping container is assigned a unique identification number by the laboratory. This number is recorded on the chain-of-custody record and is marked with indelible ink on the outside of the shipping container. The field sampler will indicate the sample designation/location number in the space provided on the appropriate chain-of-custody form for each sample collected. The shipping container is closed and a seal provided by the laboratory is affixed to the latch. This seal must be broken to open the container, and this indicates possible tampering if the seal is broken before receipt at the laboratory. The laboratory will contact the site remedial action team leader and the sample will not be analyzed if tampering is apparent.

5.2 LABORATORY SAMPLE CUSTODY

The site remedial action team leader or Project Quality Assurance Officer notifies the laboratory of upcoming field sampling activities and the subsequent transfer of samples to the laboratory. This notification will include information concerning the number and type of samples to be shipped as well as the anticipated date of arrival.

The laboratory sample program meets the following criteria:

1. The laboratory has designated a sample custodian who is responsible for maintaining custody of the samples and for maintaining all associated records documenting that custody.
2. Upon receipt of the samples, the custodian will check the original chain-of-custody documents and compare them with the labeled contents of each sample container for correctness and traceability. The sample custodian signs the chain-of-custody record and records the date and time received.
3. Care is exercised to annotate any labeling or descriptive errors. In the event of discrepant documentation, the laboratory will immediately contact the site remedial action team leader as part of the corrective action process. A qualitative assessment of each sample container is performed to note any anomalies, such as broken or leaking bottles. This assessment is recorded as part of the incoming chain-of-custody procedure.
4. The samples are stored in a secured area at a temperature of approximately 4°C until analyses are to commence.
5. A laboratory chain-of-custody record accompanies the sample or sample fraction through final analysis for control.
6. A copy of the chain-of-custody form will accompany the laboratory report and will become a permanent part of the project records.

5.3 FINAL EVIDENCE FILES

Final evidence files include all originals of laboratory reports and are maintained under documented control in a secure area.

A sample or an evidence file is under custody if:

- It is in your possession; it is in your view, after being in your possession.
- It was in your possession and you placed it in a secure area.
- It is in a designated secure area.

6.0 CALIBRATION PROCEDURES

Instruments and equipment used to gather, generate or measure environmental data will be calibrated with sufficient frequency and in such a manner that accuracy and reproducibility of results are consistent with the appropriate manufacturer's specifications or project specific requirements. The procedures for instrument calibration, calibration verification, and the frequency of calibrations are described in the ASP. The calibration

of instruments used for the determination of metals will be as described in the appropriate CLP standard operating procedures.

Calibration of other instruments required for measurements associated with these analyses will be in accordance with the manufacturer's recommendations and the standard operating procedures of the laboratory.

7.0 ANALYTICAL PROCEDURES

Analytical procedures shall conform to the most recent revision of the NYSDEC-ASP (June 2000) and are summarized on Table 7.1. In the absence of USEPA or NYSDEC guidelines, appropriate procedures shall be submitted for approval by NYSDEC prior to use.

The procedures for the sample preparation and analysis for organic compounds are as specified in the NYSDEC-ASP. Analytical cleanups are mandatory where matrix interferences are noted. No sample shall be diluted any more than 1 to 5. The sample shall be either re-extracted, re-sonicated, re-stream distilled, etc. or be subjected to any one analytical cleanup noted in SW846 or a combination thereof. The analytical laboratory shall expend such effort and discretion to demonstrate good laboratory practice and demonstrate an attempt to best achieve the method detection limit.

7.1 VOLATILE ORGANICS (VOA)

For the analysis of water samples for Target Compound List (TCL), volatile organic compounds (VOCs), no sample preparation is required. The analytical procedure for volatiles is detailed in NYSDEC-ASP (Volume I, Section D-I). A measured portion of the sample is placed in the purge and trap apparatus and the sample analysis is performed by gas chromatography/mass spectrometry for the first round. USEPA Method 8260 will be used, plus tentatively identified compounds (TICs). USEPA Methods 8010 or 8020 (gas chromatography with different detectors) will be used if subsequent rounds with lower limits of detection are warranted.

7.2 SEMI-VOLATILE ORGANIC COMPOUNDS

The extraction and analytical procedures used for preparation of water, soil and sediment samples for the analysis of the TCL semi-volatile organic compounds are described in NYSDEC-ASP Volume I, Section D-III. USEPA Method 8270 will be used, plus tentatively identified compounds (TICs).

Instrument calibration, compound identification, and quantitation are performed as described in Section 6 of this document and in the NYSDEC-ASP.

7.3 PESTICIDE AND PCB COMPOUNDS

The sample preservation procedures for gas chromatography for pesticides and PCB's will be as described in the NYSDEC-ASP methods (Section D-IV). The analysis of

standard mixes, blanks and spiked samples will be performed at the prescribed frequency with adherence to the 72-hour requirement described in the method.

7.4 METALS

Water, soil and waste samples will be analyzed for the metals listed in Table 7.1. The detection limits for these metals are as specified in the NYSDEC-ASP, Section D-V. The instrument detection limits will be determined using calibration standards and procedures specified in the NYSDEC-ASP. The detection limits for individual samples may be higher due to the sample matrix. The procedures for these analyses will be as described in the NYSDEC-ASP.

The analyses for metals will be performed by atomic absorption spectroscopy (AAS) or inductively-coupled plasma emission spectroscopy (ICPES), as specified in the ASP with regard to AAS flame analysis.

7.5 SITE SPECIFICITY OF ANALYSES

Work plans prepared for remedial action waste sites contain recommendations for the chemical parameters to be determined for each site. Thus, some or all of the referenced methods will apply to the analysis of samples collected at the individual waste sites. Analyses of Target Compound List (TCL) analytes will be performed on all samples.

TABLE 4.1 – SAMPLE CONTAINERIZATION

PARAMETER & ANALYTICAL METHOD	NO.	CONTAINER TYPE	PRESERVATIVE⁽¹⁾	HOLDING TIME
Aqueous Samples				
SVOCs (BNAs) – USEPA 8270C	2	1-liter amber glass bottle	None	7 days (until extraction) 40 days (extracted)
Pesticides – USEPA 8081A	2	1-liter amber glass bottle	None	7 days (until extraction) 40 days (extracted)
PCBs – USEPA 8082	2	1-liter amber glass bottle	None	7 days (until extraction) 40 days (extracted)
VOCs – USEPA 8260B	2	40 mL, glass vial with septum cap	Hydrochloric Acid to pH <2	14 days
Metals ⁽²⁾	1	1-liter, plastic bottle	Nitric acid to pH <2	180 days Mercury: 28 days
Cyanide – SM 4500-CN-E	1	1-liter, plastic	Sodium Hydroxide to pH >12	14 days
PFAS Compounds – USEPA 537	2	500 ml HDPE or Polypropylene with non-Teflon lid	None	
Soil, Sediment, Solid Waste Samples				
VOCs – USEPA 8260B	3	15-gram EnCore samplers	None	14 days
SVOCs (BNAs) – USEPA 8270C	1	4-oz. glass jar with Teflon lid	None	7 days (until extraction, 40 days extracted)
Pesticides – USEPA 8081A	1	4-oz. glass jar with Teflon lid	None	7 days (until extraction) 40 days (extracted)
PCBs – USEPA 8082	1	4-oz. glass jar with Teflon lid	None	7 days (until extraction) 40 days (extracted)
Metals ⁽²⁾	1	4-oz. glass jar with Teflon lid	None	180 days Cyanide: 14 days Mercury: 28 days
PFAS Compounds – USEPA 537	2	500 ml HDPE or Polypropylene with non-Teflon lid	None	
Soil Vapor / Indoor Air Samples				
VOCs – USEPA TO-15	1	Summa Canister	None	30 days

(1) All samples will be preserved with ice during collection and shipment.

(2) From verified time of sample receipt by the analytical laboratory (within 24 to 48 hours of collection).

(3) A complete list of compounds is provided on Table 7.1.

TABLE 4.2 – SAMPLING PROCEDURE FOR MONITORING WELLS USING VOLUME AVERAGED PURGING

1. Initial static water level recorded with an electric contact probe accurate to the nearest 0.1 foot.
2. Sampling device and electric contact probe decontaminated.
 - a. Sampling device and probe are rinsed with pesticide-grade methanol and distilled water.
 - b. Methanol is collected into a large funnel which empties into a five- gallon container.
3. Sampling device lowered into well.
 - a. Bailer lowered by dedicated PVC or polypropylene line.
4. Sample taken.
 - a. Sample is poured slowly from the open end of the bailer and the sample bottle tilted so that aeration and turbulence are minimized.
 - b. Duplicate sample is collected when appropriate.
5. Samples are capped, labeled and placed in laboratory coolers with ice packs or bagged ice.
6. All equipment is cleaned with successive rinses of pesticide-grade methanol and distilled water.
 - a. Dedicated line is disposed of or left at well site.
7. Equipment/wash blanks are collected when non-dedicated sampling equipment is used.
8. Chain-of-custody forms are completed in triplicate.
 - a. The original and one carbon copy are put into a zip-lock bag and placed into the cooler.
9. The original will be returned following sample analysis.
 - a. A second carbon copy is kept on file.
10. Cooler is sealed with strapping tape and chain-of-custody seals to assure integrity and to prevent tampering of sample.

TABLE 4.3 – SAMPLING PROCEDURE FOR MONITORING WELLS USING LOW-STRESS (LOW-FLOW) METHODS

1. Initial static water level recorded with an electric contact probe accurate to the nearest 0.1 foot.
2. Sampling device is lowered into well. Slowly lower the pump, safety cable, tubing and electrical lines into the well to the depth specified for that well. Pump intake must be no less than 2 feet from the bottom of the well to prevent disturbance and resuspension of sediments which may be at the bottom of the well.
3. Measure water level again: Before starting the pump, measure the water level again with the pump in the well. Leave the water level measuring device in the well.
4. Purge Well: Start pumping the well at 200 to 500 milliliters per minute (ml/min). The water level should be monitored approximately every five minutes. Ideally, a steady flow rate should be maintained that results in a stabilized water level (drawdown of 0.3 ft or less). Pumping rates should, if needed, be reduced to the minimum capabilities of the pump to ensure stabilization of the water level. As noted above, care should be taken to maintain pump suction and to avoid entrainment of air in the tubing. Record each adjustment made to the pumping rate and the water level measured immediately after each adjustment.
5. Monitor Indicator Parameters: During purging of the well, monitor and record the field indicator parameters (turbidity, temperature, specific conductance, pH, Eh, and DO) approximately every five minutes. The well is considered stabilized and ready for sample collection when the indicator parameters have stabilized for three consecutive readings as follows (Puls and Barcelona, 1996):
 - a. 0.1 for pH
 - b. 3% for specific conductance (conductivity)
 - c. 10 mv for redox potential
 - d. 10% for DO and turbidity
6. Dissolved oxygen and turbidity usually require the longest time to achieve stabilization. The pump must not be removed from the well between purging and sampling.
7. Collect Samples: Collect samples at a flow rate between 100 and 250 ml/min and such that drawdown of the water level within the well does not exceed the maximum allowable drawdown of 0.3 ft. VOC samples must be collected first and directly into sample containers. All sample containers should be filled with minimal turbulence by allowing the ground water to flow from the tubing gently down the inside of the container.
8. Ground water samples to be analyzed for volatile organic compounds (VOCs) require pH adjustment. The appropriate EPA Program Guidance should be consulted to determine whether pH adjustment is necessary. If pH adjustment is necessary for VOC sample preservation, the amount of acid to be added to each sample vial prior to sampling should be determined, drop by drop, on a separate and

equal volume of water (e.g., 40 ml). Groundwater purged from the well prior to sampling can be used for this purpose.

9. Remove Pump and Tubing: After collection of the samples, the tubing, unless permanently installed, must be properly discarded or dedicated to the well for resampling by hanging the tubing inside the well.
10. Measure and record well depth.
11. Close and lock the well.
12. Samples are capped, labeled and placed in laboratory coolers with ice packs or bagged ice.
13. All equipment is cleaned with successive rinses of pesticide-grade methanol and distilled water.
 - a. Dedicated line is disposed of or left at well site.
14. Equipment/wash blanks are collected when non-dedicated sampling equipment is used.
15. Chain-of-custody forms are completed in triplicate.
 - a. The original and one carbon copy are put into a zip-lock bag and placed into the cooler. The original will be returned following sample analysis.
 - b. A second carbon copy is kept on file.
16. Cooler is sealed with strapping tape and chain-of-custody seals to assure integrity and to prevent tampering of sample.

TABLE 7-1 – CONTRACT-REQUIRED QUANTITATION LEVELS AND ANALYTICAL METHODS FOR ASP INORGANICS, ASP VOLATILES, ASP SEMI-VOLATILES, ASP PESTICIDES, AND PCBS

Target Compound List (TCL) and Contract-Required Quantitation Limit

SECTION 1 - ASP INORGANICS Method: NYSDEC-ASP-91-4					
METALS (GW)		REPORTING LIMIT * (µg/l)	METALS (GW)		REPORTING LIMIT* (µg/l)
1.	Aluminum	10	13.	Magnesium	70
2.	Antimony	4	14.	Manganese	1
3.	Arsenic	0.5	15.	Mercury	0.2
4.	Barium	0.5	16.	Nickel	2
5.	Beryllium	0.5	17.	Potassium	100
6.	Cadmium	0.2	18.	Selenium	5
7.	Calcium	100	19.	Silver	0.4
8.	Chromium	1	20.	Sodium	100
9.	Cobalt	0.5	21.	Thallium	0.5
10.	Copper	1	22.	Vanadium	5
11.	Iron	50	23.	Zinc	10
12.	Lead	1	24.	Cyanide	5

VOLATILES (GROUNDWATER)	REPORTING LIMIT (ug/L)	VOLATILES (GROUNDWATER)	REPORTING LIMIT (ug/L)
1,2-Dibromo-3-chloropropane	2.5	Benzene	0.5
1,4-Dioxane	250	Toluene	0.75
1,2-Dibromoethane	2	Ethylbenzene	0.5
Methylene chloride	2.5	Chloromethane	2.5
1,1-Dichloroethane	0.75	Bromomethane	1
Chloroform	0.75	Vinyl chloride	0.2
Carbon tetrachloride	0.5	Chloroethane	1
1,2-Dichloropropane	1	1,1-Dichloroethene	0.5
Dibromochloromethane	0.5	trans-1,2-Dichloroethene	0.75
1,1,2-Trichloroethane	0.75	Trichloroethene	0.5
Tetrachloroethene	0.5	1,2-Dichlorobenzene	2.5
Chlorobenzene	0.5	1,3-Dichlorobenzene	2.5
Trichlorofluoromethane	2.5	1,4-Dichlorobenzene	2.5
1,2-Dichloroethane	0.5	Methyl tert butyl ether	1
1,1,1-Trichloroethane	0.5	p/m-Xylene	1
Bromodichloromethane	0.5	o-Xylene	1
trans-1,3-Dichloropropene	0.5	Xylene (Total)	1
cis-1,3-Dichloropropene	0.5	cis-1,2-Dichloroethene	0.5
1,3-Dichloropropene, Total	0.5	1,2-Dichloroethene (total)	0.5
Bromoform	2	Styrene	1
1,1,2,2-Tetrachloroethane	0.5	Dichlorodifluoromethane	5

PCBs (Groundwater)	REPORTING LIMIT (ug/L)
Aroclor 1016	0.25
Aroclor 1221	0.25
Aroclor 1232	0.25
Aroclor 1242	0.25
Aroclor 1248	0.25
Aroclor 1254	0.25
Aroclor 1260	0.25
Aroclor 1262	0.25
Aroclor 1268	0.25
PCBs, Total	0.25

SVOCs (Groundwater)	REPORTING LIMIT (ug/L)	SVOCs (Groundwater)	REPORTING LIMIT (ug/L)
Acenaphthene	2	Benzo(a)pyrene	2
3-Methylphenol/4-Methylphenol	5	Benzo(b)fluoranthene	2
Hexachlorobenzene	2	Benzo(k)fluoranthene	2
Bis(2-chloroethyl)ether	2	Chrysene	2
2-Chloronaphthalene	2	Acenaphthylene	2
2,4-Dinitrotoluene	5	Anthracene	2
2,6-Dinitrotoluene	5	Benzo(ghi)perylene	2
Fluoranthene	2	Fluorene	2
4-Chlorophenyl phenyl ether	2	Phenanthrene	2
Bis(2-chloroisopropyl)ether	2	Dibenzo(a,h)anthracene	2
Bis(2-chloroethoxy)methane	5	Indeno(1,2,3-cd)Pyrene	2
Hexachlorobutadiene	2	Pyrene	2
Hexachlorocyclopentadiene	20	4-Chloroaniline	5
Hexachloroethane	2	2-Nitroaniline	5
Isophorone	5	3-Nitroaniline	5
Naphthalene	2	4-Nitroaniline	5
Nitrobenzene	2	4,6-Dinitro-o-cresol	0.7
NitrosoDiPhenylAmine(NDPA)/DPA	2	Benzo(a)anthracene SIM	0.1
n-Nitrosodi-n-propylamine	5	Benzo(a)pyrene SIM	0.1
Bis(2-Ethylhexyl)phthalate	3	Benzo(b)fluoranthene SIM	0.1
Butyl benzyl phthalate	5	Benzo(k)fluoranthene SIM	0.1
Di-n-butylphthalate	5	Dibenzo(a,h)anthracene SIM	0.1
Di-n-octylphthalate	5	Indeno(1,2,3-cd)Pyrene SIM	0.1
Diethyl phthalate	5	Hexachlorobenzene SIM	0.02

Dimethyl phthalate	5	Pentachlorophenol SIM	0.3
Benzo(a)anthracene	2	Hexachlorobutadiene SIM	1
Pesticides (Groundwater)	REPORTING LIMIT (ug/L)	Pesticides (Groundwater)	REPORTING LIMIT (ug/L)
Delta-BHC	0.02	4,4'-DDE	0.04
Lindane	0.02	4,4'-DDD	0.04
Alpha-BHC	0.02	4,4'-DDT	0.04
Beta-BHC	0.02	Endosulfan I	0.02
Heptachlor	0.02	Endosulfan II	0.04
Aldrin	0.02	Endosulfan sulfate	0.04
Heptachlor epoxide	0.02	Methoxychlor	0.2
Endrin	0.04	Toxaphene	0.2
Endrin aldehyde	0.04	Chlordane	0.2
Endrin ketone	0.04	cis-Chlordane	0.02
Dieldrin	0.03	trans-Chlordane	0.02

PFAS (Groundwater)	REPORTING LIMIT (ng/L)
Perfluorobutanoic Acid (PFBA)	2
Perfluoropentanoic Acid (PFPeA)	2
Perfluorobutanesulfonic Acid (PFBS)	2
Perfluorohexanoic Acid (PFHxA)	2
Perfluoroheptanoic Acid (PFHpA)	2
Perfluorohexanesulfonic Acid (PFHxS)	2
Perfluorooctanoic Acid (PFOA)	2
Perfluorooctanesulfonic Acid (PFOS)	2

Metals (Soil)	REPORTING LIMIT (mg/kg)	Metals (Soil)	REPORTING LIMIT (mg/kg)
Aluminum, Total	4	Lead, Total	2
Antimony, Total	2	Magnesium, Total	4
Arsenic, Total	0.4	Manganese, Total	0.4
Barium, Total	0.4	Nickel, Total	1
Beryllium, Total	0.2	Potassium, Total	100
Cadmium, Total	0.4	Selenium, Total	0.8
Calcium, Total	4	Silver, Total	0.4
Chromium, Total	0.4	Sodium, Total	80
Cobalt, Total	0.8	Thallium, Total	0.8
Copper, Total	0.4	Vanadium, Total	0.4
Iron, Total	2	Zinc, Total	2

PCBs (soil)	REPORTING LIMIT (mg/kg)
--------------------	--------------------------------

Aroclor 1016	0.0335
Aroclor 1221	0.0335
Aroclor 1232	0.0335
Aroclor 1242	0.0335
Aroclor 1248	0.0335
Aroclor 1254	0.0335
Aroclor 1260	0.0335
Aroclor 1262	0.0335
Aroclor 1268	0.0335
PCBs, Total	0.0335

VOCs (soil)	REPORTING LIMIT (mg/kg)	VOCs (soil)	REPORTING LIMIT (mg/kg)
1,2-Dibromo-3-chloropropane	0.003	Benzene	0.0005
1,4-Dioxane	0.08	Toluene	0.001
1,2-Dibromoethane	0.001	Ethylbenzene	0.001
Methylene chloride	0.005	Chloromethane	0.004
1,1-Dichloroethane	0.001	Bromomethane	0.002
Chloroform	0.0015	Vinyl chloride	0.001
Carbon tetrachloride	0.001	Chloroethane	0.002
1,2-Dichloropropane	0.001	1,1-Dichloroethene	0.001
Dibromochloromethane	0.001	trans-1,2-Dichloroethene	0.0015
1,1,2-Trichloroethane	0.001	Trichloroethene	0.0005
Tetrachloroethene	0.0005	1,2-Dichlorobenzene	0.002
Chlorobenzene	0.0005	1,3-Dichlorobenzene	0.002
Trichlorofluoromethane	0.004	1,4-Dichlorobenzene	0.002
1,2-Dichloroethane	0.001	Methyl tert butyl ether	0.002
1,1,1-Trichloroethane	0.0005	p/m-Xylene	0.002
Bromodichloromethane	0.0005	o-Xylene	0.001
trans-1,3-Dichloropropene	0.001	Xylene (Total)	0.001
cis-1,3-Dichloropropene	0.0005	cis-1,2-Dichloroethene	0.001
1,3-Dichloropropene, Total	0.0005	1,2-Dichloroethene (total)	0.001
Bromoform	0.004	Styrene	0.001
1,1,2,2-Tetrachloroethane	0.0005	Dichlorodifluoromethane	0.01

SVOCs (soil)	REPORTING LIMIT (mg/kg)	SVOCs (soil)	REPORTING LIMIT (mg/kg)
Acenaphthene	0.1332	Di-n-butylphthalate	0.1665
2-Chloronaphthalene	0.1665	Di-n-octylphthalate	0.1665
Hexachlorobenzene	0.047952	Diethyl phthalate	0.1665

Bis(2-chloroethyl)ether	0.05994	Dimethyl phthalate	0.1665
3,3'-Dichlorobenzidine	0.127872	Benzo(a)anthracene	0.055944
2,4-Dinitrotoluene	0.082917	Benzo(a)pyrene	0.121878
2,6-Dinitrotoluene	0.065934	Benzo(b)fluoranthene	0.041958
Fluoranthene	0.0999	Benzo(k)fluoranthene	0.034965
4-Chlorophenyl phenyl ether	0.1665	Chrysene	0.0999
Bis(2-chloroisopropyl)ether	0.1998	Acenaphthylene	0.1332
Bis(2-chloroethoxy)methane	0.17982	Anthracene	0.0999
Hexachlorobutadiene	0.061938	Benzo(ghi)perylene	0.1332
Hexachlorocyclopentadiene	0.47619	Fluorene	0.1665
Hexachloroethane	0.080919	Phenanthrene	0.0999
Isophorone	0.055944	Dibenzo(a,h)anthracene	0.057942
Naphthalene	0.1665	Indeno(1,2,3-cd)Pyrene	0.06993
Nitrobenzene	0.073926	Pyrene	0.0999
NitrosoDiPhenylAmine(NDPA)/DPA	0.040959	4-Chloroaniline	0.1665
n-Nitrosodi-n-propylamine	0.041958	2-Nitroaniline	0.1665
Bis(2-Ethylhexyl)phthalate	0.1665	3-Nitroaniline	0.1665
Butyl benzyl phthalate	0.1665	4-Nitroaniline	0.1665

Pesticides (soil)	REPORTING LIMIT (mg/kg)	Pesticides (soil)	REPORTING LIMIT (mg/kg)
Delta-BHC	0.0016008	4,4'-DDE	0.0016008
Lindane	0.000667	4,4'-DDD	0.0016008
Alpha-BHC	0.000667	4,4'-DDT	0.0030015
Beta-BHC	0.0016008	Endosulfan I	0.0016008
Heptachlor	0.0008004	Endosulfan II	0.0016008
Aldrin	0.0016008	Endosulfan sulfate	0.000667
Heptachlor epoxide	0.0030015	Methoxychlor	0.0030015
Endrin	0.000667	Toxaphene	0.030015
Endrin aldehyde	0.002001	Chlordane	0.01334
Endrin ketone	0.0016008	cis-Chlordane	0.002001
Dieldrin	0.0010005	trans-Chlordane	0.002001

PFAS (Soil)	REPORTING LIMIT (ug/kg)
Perfluorobutanoic Acid (PFBA)	1.5
Perfluoropentanoic Acid (PFPeA)	1.5
Perfluorobutanesulfonic Acid (PFBS)	1.5
Perfluorohexanoic Acid (PFHxA)	1.5
Perfluoroheptanoic Acid (PFHpA)	1.5
Perfluorohexanesulfonic Acid (PFHxS)	1.5
Perfluorooctanoic Acid (PFOA)	1.5
Perfluorooctanesulfonic Acid (PFOS)	1.5

Appendix D: Field Sampling Plan

10 Commerce Drive Rail Yard
NEW ROCHELLE, NEW YORK

FIELD SAMPLING PLAN

NYSDEC BCP Site Number: C360192

Prepared for:

**BRP 10 Commerce LLC
767 3rd Avenue, 33rd Floor
New York, New York 10017**

Prepared by:

**SESI CONSULTING ENGINEERS, D.P.C.
12A Maple Avenue
Pine Brook, NJ 07058**

DECEMBER 2021

TABLE OF CONTENTS

1.0	INTRODUCTION	1
2.0	GROUNDWATER SAMPLING PLAN	1
2.1	Groundwater Sample Locations	1
2.2	Groundwater Sampling Protocol	2
3.0	SUB-SLAB VAPOR/INDOOR AIR/AMBIENT AIR SAMPLING PLAN.....	3
3.1	Sub-Slab Vapor Sample Locations	3
3.2	Sub-Slab Vapor Sampling Protocols	4
3.3	Indoor Air/Ambient Air Sampling Protocols	5

Attachment

Soil Vapor Pin Standard Operating Procedure

1.0 INTRODUCTION

The New York State Department of Environmental Conservation (NYSDEC) entered into a Brownfield Cleanup Program (BCP) Agreement (BCA) on February 5, 2020 for 10 Commerce Drive Rail Yard, known as BCP Site No. C360192. The Site is approximately 1.0 acres in size and is bounded by Commerce Drive to the north followed by a parking lot and railroad tracks, and commercial properties to the south, east, and west. This document comprises a Field Sampling Plan (FSP) to be conducted at the Site, as part of the Site Management Plan (SMP). It includes a description of the planned field sampling including sampling methodology (groundwater, soil vapor, and indoor and ambient air), analytical methodology (analytical methods and analytes), and quality assurance procedures.

2.0 GROUNDWATER SAMPLING PLAN

2.1 Groundwater Sample Locations

This sampling plan is for post remedial groundwater sampling at the 10 Commerce Drive Rail Yard Site located in New Rochelle, New York. SESI will collect ground water samples from eight (8) groundwater monitoring wells as shown in **Figure 4.1** of the SMP. The monitoring well locations, required analytical parameters, and the sampling schedule for groundwater sampling are provided in Table 2.1 below – Groundwater Post Remediation Sampling Requirements and Schedule. All samples will be sent to an ELAP-certified laboratory for analysis of volatile organic compounds (VOCs) in accordance with EPA Method 8260.

Table 2.1 – Groundwater Post Remediation Sampling Requirements and Schedule

Sampling Location	Analytical Parameters			Schedule
	VOCs (EPA Method 8260C)	As, Cr, Cu. Pb, Ni, Mn (EPA Method 6010B)	SVOCs (EPA Method 8270D)	
MW-1	X	X	X	
MW-1D	X	X	X	
MW-2	X	X	X	Quarterly (can be modified with DEC/DOH approval)
MW-3	X	X	X	
MW-3D	X	X	X	
MW-4R	X	X	X	
MW-5	X	X	X	
MW-5D	X	X	X	

2.2 Groundwater Sampling Protocol

Prior to sampling, the monitoring wells will be gauged for depth to water and groundwater elevation data will be calculated from the top of casing elevations. The wells will be sampled using the low flow purging technique. A flow rate of 100 ml to 250 ml per minute will be used to purge the wells. Drawdown should not exceed 0.3 feet if possible. QED bladder pumps or peristaltic pumps will be used for this method. The pump intake will be lowered to the mid-point of the water column. At the initiation of low flow purging, depth to water will be recorded as well as field parameters. Field parameters and depth to water will then be monitored using a flow through cell and water level indicator every five minutes during low flow purging.. When three consecutive measurements of pH differ by 0.1 units or less and ORP within 10 mv or less, turbidity varies 10 percent or less, conductivity differs by 3 percent or less and dissolved oxygen by 10 percent or less, sampling may begin. Flow through cells are used so continuous real time readings are made. When the parameters stabilize the flow through cell is disconnected and sample bottles are filled directly from the tubing.

In addition to the groundwater samples collected from the monitoring wells, two types of "blanks" will be collected and submitted to the chemical laboratory for analyses. The blanks will consist of 40 ml VOA vials, as follows:

A trip blank will be prepared by the laboratory and sent with each sample bottle shipment. The trip blank consists of two 40 mil sample bottles filled with distilled, deionized water which accompany the other sample bottles into the field and back to the laboratory. A trip blank will be included with each shipment of samples where sampling and analysis for target compound list (TCL) VOCs is planned (water matrix only). The trip blank will be analyzed for TCL VOCs to determine whether the volatile sample results could have been affected by external contamination such as exhaust fumes or background conditions at the Site.

In addition to the laboratory analytical data, field measurements will be collected as described above during low flow purging.

3.0 SUB-SLAB VAPOR/INDOOR AIR/AMBIENT AIR SAMPLING PLAN

3.1 Sub-Slab Vapor Sample Locations

To evaluate the potential for future human exposures from vapor intrusion into the proposed buildings, six (6) sub-slab vapor (SSV) samples will be collected across the Site upon completion of the basement slab for each building. as the SSV sample locations are shown on **Figure 4.2** of the SMP. The sample locations required analytical parameters and the sampling schedule for sub-slab vapor sampling are provided in **Table 3.1** below – Sub-Slab Vapor Evaluation Sampling Requirements and Schedule. The SSV point locations are located throughout the ground floor of the building, including within the enclosed portion and the parking garage. All samples will be sent to an ELAP-certified laboratory for analysis of VOCs in accordance with EPA method TO-15.

Table 3.1 – Sub-Slab Vapor/Indoor Air/Ambient Air Evaluation Sampling Requirements and Schedule

Sampling Location	Analytical Parameters: VOC (EPA Method TO-15)	Schedule
SV-2/IA-2	X	Will be conducted once during the heating season in early 2022 prior to building occupancy. If construction is not completed during heating season, sampling may be repeated during the following heating season.
SV-5/IA-5	X	
SV-7/IA-7	X	
SV-6/IA-6	X	
SV102/IA-102	X	
SV101/IA-101A AND IA-101B	X	
AA-1	X	

3.2 Sub-Slab Vapor Sampling Protocols

Permanent sub-slab Vapor Pins™ will be installed with an adequate surface seal to prevent outdoor air infiltration. Soil vapor pins will be constructed in the same manner at all locations to minimize possible discrepancies and as described in the attached standard operating procedures. The following procedures will be included in constructing the probes:

- Vapor implants will be installed using a hammer drill to penetrate the concrete slab.
- Drive the vapor pin in the drilled hole using a dead blow hammer;
- The implants will be fitted with inert tubing (e.g., polyethylene or Teflon ®) of laboratory or food grade quality to the surface;
- A flush mount cover will be installed over the vapor pin.

Soil vapor samples will be collected in the following manner at all locations:

- Shortly after the installation of the probes, three implant volumes (the volume of the sample probe and tube) will be purged prior to collecting the samples;
- Flow rates for both purging and collecting will not exceed 0.2 liters per minute (30-minute sample interval) to minimize outdoor air infiltration during sampling;

- Samples will be collected in 6-L Summa ® canisters that are certified clean by the laboratory;
- A tracer gas (e.g., helium) will be used when collecting soil vapor samples to verify that no infiltration of outdoor air is occurring as detailed below.

Tracer Gas Test:

The tracer gas serves as a quality assurance/quality control measure to verify the integrity of the soil vapor probe seal. The atmosphere in the immediate vicinity of the area where the probe intersects the ground surface will be enriched with the tracer gas. A plastic pail will be placed to enclose the tracer gas and keep in contact with the probe tubing. A soil gas sample will be collected with a Tedlar® bag from the probe while the plastic pail is holding the atmosphere enriched with tracer gas (helium) around the probe tube. A portable helium monitoring device will analyze the collected Tedlar® bag sample prior to and after sampling for helium. If high concentrations (> 10%) of helium are observed in the Tedlar bag sample, the probe seal will be enhanced to reduce the infiltration. The tracer test will be repeated until the helium concentration is below 10%.

3.3 Indoor Air/Ambient Air Sampling Protocols

The indoor/ambient air samples will be collected in accordance with the procedures of the NYS Department of Health October 2006 Guidance for Evaluating Soil Vapor Intrusion in the State of New York as amended. The indoor/ambient air samples will be collected into laboratory supplied 6-liter, stainless-steel summa canisters. Sample duration for all air samples will be 24 hours. The summa canisters will be equipped with a manometer to verify the canister is under vacuum, and a flow controller will be set to an appropriate flow rate for a 24-hr sample. A sample log sheet will be maintained summarizing sample identification, date and time of sample collection, sampling depth, identity of samplers, sampling methods and devices, soil vapor purge volumes, volume of the air extracted, vacuum of canisters before and after the samples are collected, apparent moisture content of the sampling zone, and chain of custody protocols. The air samples will be sent to a certified laboratory for analysis of VOCs in accordance with EPA Method

TO-15. The ambient air sample will be collected with a six (6)-liter summa canister set to a flow rate of 200 ml/min.

VAPOR PIN INSTALLATION SOP



Standard Operating Procedure Installation and Extraction of the Vapor Pin™

Updated February 27, 2015

Scope:

This standard operating procedure describes the installation and extraction of the Vapor Pin™ for use in sub-slab soil-gas sampling.

Purpose:

The purpose of this procedure is to assure good quality control in field operations and uniformity between field personnel in the use of the Vapor Pin™ for the collection of sub-slab soil-gas samples or pressure readings.

Equipment Needed:

- Assembled Vapor Pin™ [Vapor Pin™ and silicone sleeve(Figure 1)]; Because of sharp edges, gloves are recommended for sleeve installation;
- Hammer drill;
- 5/8-inch (16mm) diameter hammer bit (Hilti™ TE-YX 5/8" x 22" (400 mm) #00206514 or equivalent);
- 1½-inch (38mm) diameter hammer bit (Hilti™ TE-YX 1½" x 23" #00293032 or equivalent) for flush mount applications;
- ¾-inch (19mm) diameter bottle brush;
- Wet/Dry vacuum with HEPA filter (optional);
- Vapor Pin™ installation/extraction tool;
- Dead blow hammer;
- Vapor Pin™ flush mount cover, if desired;
- Vapor Pin™ drilling guide, if desired;
- Vapor Pin™ protective cap; and
- VOC-free hole patching material (hydraulic cement) and putty knife or

trowel for repairing the hole following the extraction of the Vapor Pin™.



Figure 1. Assembled Vapor Pin™

Installation Procedure:

- 1) Check for buried obstacles (pipes, electrical lines, etc.) prior to proceeding.
- 2) Set up wet/dry vacuum to collect drill cuttings.
- 3) If a flush mount installation is required, drill a 1½-inch (38mm) diameter hole at least 1¾-inches (45mm) into the slab. Use of a Vapor Pin™ drilling guide is recommended.
- 4) Drill a 5/8-inch (16mm) diameter hole through the slab and approximately 1-inch (25mm) into the underlying soil to form a void.
- 5) Remove the drill bit, brush the hole with the bottle brush, and remove the loose cuttings with the vacuum.

- 6) Place the lower end of Vapor Pin™ assembly into the drilled hole. Place the small hole located in the handle of the installation/extraction tool over the Vapor Pin™ to protect the barb fitting, and tap the Vapor Pin™ into place using a dead blow hammer (Figure 2). Make sure the installation/extraction tool is aligned parallel to the Vapor Pin™ to avoid damaging the barb fitting.



Figure 2. Installing the Vapor Pin™.

During installation, the silicone sleeve will form a slight bulge between the slab and the Vapor Pin™ shoulder. Place the protective cap on Vapor Pin™ to prevent vapor loss prior to sampling (Figure 3).



Figure 3. Installed Vapor Pin™

- 7) For flush mount installations, cover the Vapor Pin™ with a flush mount cover, using either the plastic cover or the optional stainless-steel Secure Cover (Figure 4).



Figure 4. Secure Cover Installed

- 8) Allow 20 minutes or more (consult applicable guidance for your situation) for the sub-slab soil-gas conditions to re-equilibrate prior to sampling.
- 9) Remove protective cap and connect sample tubing to the barb fitting of the Vapor Pin™. This connection can be made using a short piece of Tygon™ tubing to join the Vapor Pin™ with the Nylaflow tubing (Figure 5). Put the Nylaflow tubing as close to the Vapor Pin as possible to minimize contact between soil gas and Tygon™ tubing.



Figure 5. Vapor Pin™ sample connection.

10) Conduct leak tests in accordance with applicable guidance. If the method of leak testing is not specified, an alternative can be the use of a water dam and vacuum pump, as described in SOP Leak Testing the Vapor Pin™ via Mechanical Means (Figure 6). For flush-mount installations, distilled water can be poured directly into the 1 1/2 inch (38mm) hole.



Figure 6. Water dam used for leak detection

11) Collect sub-slab soil gas sample or pressure reading. When finished, replace the protective cap and flush mount cover until the next event. If the sampling is complete, extract the Vapor Pin™.

Extraction Procedure:

- 1) Remove the protective cap, and thread the installation/extraction tool onto the barrel of the Vapor Pin™ (Figure 7). Continue turning the tool clockwise to pull the Vapor Pin™ from the hole into the installation/extraction tool.
- 2) Fill the void with hydraulic cement and smooth with a trowel or putty knife.



Figure 7. Removing the Vapor Pin™.

- 3) Prior to reuse, remove the silicone sleeve and protective cap and discard. Decontaminate the Vapor Pin™ in a hot water and Alconox® wash, then heat in an oven to a temperature of 265° F (130° C) for 15 to 30 minutes.

The Vapor Pin™ is designed to be used repeatedly, however, replacement parts and supplies will be required periodically. These parts are available on-line at VaporPin.CoxColvin.com.

Appendix E: Well Construction Log

MONITORING WELL NO.

MW-1

JOB NO.

10790

GROUND ELEVATION:

BORING BY: AARCO

DATE STARTED 06/23/21

DEVELOPMENT PERIOD

INSIDE CASING DIAMETER (in)

1

INSPECTOR: Joe Noonan

DATE COMPLETED 06/23/21

DEVELOPMENT METHOD

BOREHOLE DIAMETER (in)

1

NJ DEP PERMIT NO.:

DATE DEVELOPED 06/23/21

DEVELOPMENT RATE

qpm

INITIAL WATER LEVEL (ft):

1.42

WELL CONSTRUCTION		DEPTH (ft)	Sample	Blows on Spoon				REC	SOIL DESCRIPTION AND STRATIFICATION	P.I.D.
		0		0/6	6/12	12/18	18/24	(in)		
Depth (feet below grade)									DTB: 5.07'	N/A
Top of Casing	0								DTW: 1.42'	
Ground Surface	NA									
Top of Riser										
0.1'		5								
Top of Seal	#									
N/A										
Top of Sand Pack	#									
0.25'		10								
Riser Pipe:										
1" PVC										
Top of Screen	0.1	15								
Sand/Gravel		20								
Pack Size: #2 Sand										
Screen Size:										
.1"		25								
		30								
		35								
Bottom of Screen	5.07									
Bottom of Boring	5.2									
Remarks:										
		40								

The subsurface information shown hereon was obtained for the design and estimating purposes for our client. It is made available to authorized users only that they may have access to the same information available to our client. It is presented in good faith, but it is not intended as a substitute for investigations, interpretations or judgment of such authorized users. Information on the logs should not be relied upon without the geotechnical engineers recommendations contained in the report from which these logs were extracted. Soil descriptions represent a field identification after D. M. Burmister unless otherwise noted.

MW-1D

10790

2

4

4.9'

Approximate Change in Strata: _____ Inferred Change in Strata: _____

Page 1 of 2

MONITORING WELL NO.

MW-2

JOB NO.

10790

GROUND ELEVATION:

BORING BY: AARCO

DATE STARTED 06-22-21

DEVELOPMENT PERIOD

INSIDE CASING DIAMETER (in)

1

INSPECTOR: Joe Noonan

DATE COMPLETED 06-22-21

DEVELOPMENT METHOD

BOREHOLE DIAMETER (in)

1

NJ DEP PERMIT NO. 1

DATE DEVELOPED 06-22-21

DEVELOPMENT RATE


qpm

INITIAL WATER LEVEL (ft):

6.43

WELL CONSTRUCTION		DEPTH (ft)	Sample	Blows on Spoon				REC	SOIL DESCRIPTION AND STRATIFICATION	P.I.D.
		0		0/6	6/12	12/18	18/24	(in)		
Depth (feet below grade)									Depth to water: 6.43'	.6'
Top of Casing	#								Standing Water Column: 2.45'	
Ground Surface	0								Sample Depth: 6.5'	
Top of Riser	.1								DTB: 8.38'	
		5							Installed via direct push method, no soils extracted	
Top of Seal	#									
Top of Sand Pack	.25									
		10								
Top of Screen	3.38'	15								
		20								
		25								
		30								
		35								
Bottom of Screen	8.38									
Bottom of Boring	8.5									
Remarks		40								

The subsurface information shown hereon was obtained for the design and estimating purposes for our client. It is made available to authorized users only that they may have access to the same information available to our client. It is presented in good faith, but it is not intended as a substitute for investigations, interpretations or judgment of such authorized users. Information on the logs should not be relied upon without the geotechnical engineers recommendations contained in the report from which these logs were extracted. Soil descriptions represent a field identification after D. M. Burmister unless otherwise noted.

	PROJECT NAME:	10970 New Rochelle				MONITORING WELL NO.		MW-3		
	PROJECT LOCATION:	10 Commerce, New Rochelle NY				JOB NO.		10790		
					GROUND ELEVATION:					
BORING BY: Aarco	DATE STARTED 06/22/21			DEVELOPMENT PERIOD				INSIDE CASING DIAMETER (in)	1	
INSPECTOR: Joe Noonan	DATE COMPLETED 06/22/21			DEVELOPMENT METHOD				BOREHOLE DIAMETER (in)	1	
NJ DEP PERMIT NO.:	DATE DEVELOPED 06/22/21			DEVELOPMENT RATE		# gpm		INITIAL WATER LEVEL (ft):	1.97	
WELL CONSTRUCTION		DEPTH (ft)	Sample	Blows on Spoon				REC	SOIL DESCRIPTION AND STRATIFICATION	P.I.D.
		0		0/6	6/12	12/18	18/24	(in)		
Depth (feet below grade) Top of Casing 5 Ground Surface 0 Top of Riser # 0.1' Top of Seal # N/A Top of Sand Pack # 0.25' Top of Screen # Bottom of Screen 4.02 Bottom of Boring 4.10 Remarks: installed during site work, done below street level									Depth to water: 1.97' Standing Water column: 2.53' sample depth: 3.8' DTB: 4.02' Installed by direct push method. No soils extracted.	0
Casing Type: N/A										
No cover, no bolts, concrete pad n/a		5								
Well Cap: gripper										
Grout Type: N/A										
Well Key: N/A		10								
Riser Pipe: 1" PVC										
		15								
Sand/Gravel										
Pack Size: #2 Sand		20								
Screen Size: .1"										
		25								
		30								
		35								
		40								

Approximate Change in Strata: _____ Inferred Change in Strata: _____

The subsurface information shown hereon was obtained for the design and estimating purposes for our client. It is made available to authorized users only that they may have access to the same information available to our client. It is presented in good faith, but it is not intended as a substitute for investigations, interpretations or judgment of such authorized users. Information on the logs should not be relied upon without the geotechnical engineers recommendations contained in the report from which these logs were extracted. Soil descriptions represent a field identification after D. M. Burmister unless otherwise noted.

MONITORING WELL NO.

MW-3D

JOB NO.

10790

GROUND ELEVATION:

BORING BY: AARCO

DATE STARTED 09/15/21

DEVELOPMENT PERIOD

30 mins

INSIDE CASING DIAMETER (in)

2

INSPECTOR: Chris Malvicini

DATE COMPLETED 09/15/21

DEVELOPMENT METHOD

Purge

BOREHOLE DIAMETER (in)

4

NJ DEP PERMIT NO.:

DATE DEVELOPED 09/15/21

DEVELOPMENT RATE

gpm

INITIAL WATER LEVEL (ft):

3.1

WELL CONSTRUCTION		DEPTH (ft)	Sample	Blows on Spoon				REC	SOIL DESCRIPTION AND STRATIFICATION	P.I.D.
		0		0/6	6/12	12/18	18/24	(in)		
Depth (feet below grade)										N/A
Concrete depth	6"									Slightly sloped concrete pad construction
Ground Surface	0									
Top of PVC	2"									Water level measured to top of ground surface
Top of Sand Pack	0.5'									
		5								
Top of Seal	1'									
Top of Sand Pack	2'									
		10								
Top of Screen	6'	15								
		20								
		25								
		30								
		35								
Bottom of Screen	16'									
Bottom of Boring	17'									
Remarks:									Overdrilled boring to avoid fallback	
		40								

The subsurface information shown hereon was obtained for the design and estimating purposes for our client. It is made available to authorized users only that they may have access to the same information available to our client. It is presented in good faith, but it is not intended as a substitute for investigations, interpretations or judgment of such authorized users. Information on the logs should not be relied upon without the geotechnical engineers recommendations contained in the report from which these logs were extracted. Soil descriptions represent a field identification after D. M. Burmister unless otherwise noted.

MONITORING WELL NO.

MW-4R

JOB NO.

10790

GROUND ELEVATION:

BORING BY: AARCO

DATE STARTED 09/15/21

DEVELOPMENT PERIOD

1 hour

INSIDE CASING DIAMETER (in)

2

INSPECTOR: Chris Malvicini

DATE COMPLETED 09/15/21

DEVELOPMENT METHOD

Purge

BOREHOLE DIAMETER (in)

4

NJ DEP PERMIT NO.:

DATE DEVELOPED 09/15/21

DEVELOPMENT RATE

```
# gpm
```


INITIAL WATER LEVEL (ft):

6.9

WELL CONSTRUCTION		DEPTH (ft)	Sample	Blows on Spoon				REC	SOIL DESCRIPTION AND STRATIFICATION	P.I.D.
		0		0/6	6/12	12/18	18/24	(in)		
Depth (feet below grade)									Depth to water measured from surface (subtracting stickup)	N/A
Top of Stickup	4'									
Ground Surface	0									
Top of Sand Pack	0.5'	5								
Top of Seal	1.5'									
Top of Sand Pack	2.5'									
		10								
Top of Screen	9'	15								


Approximate Change in Strata: _____ Inferred Change in Strata: _____

The subsurface information shown hereon was obtained for the design and estimating purposes for our client. It is made available to authorized users only that they may have access to the same information available to our client. It is presented in good faith, but it is not intended as a substitute for investigations, interpretations or judgment of such authorized users. Information on the logs should not be relied upon without the geotechnical engineers recommendations contained in the report from which these logs were extracted. Soil descriptions represent a field identification after D. M. Burmister unless otherwise noted.

	PROJECT NAME: New Rochelle				MONITORING WELL NO.		MW-5				
	PROJECT LOCATION: 10 Commerce				JOB NO.		10790				
	New Rochelle NY				GROUND ELEVATION:						
BORING BY: AARCO		DATE STARTED 06/22/21		DEVELOPMENT PERIOD		INSIDE CASING DIAMETER (in)		1			
INSPECTOR: Joe Noonan		DATE COMPLETED 06/22/21		DEVELOPMENT METHOD		BOREHOLE DIAMETER (in)		1			
NJ DEP PERMIT NO.:		DATE DEVELOPED 06/22/21		DEVELOPMENT RATE		# gpm	INITIAL WATER LEVEL (ft): 4.7				
WELL CONSTRUCTION			DEPTH (ft)	Sample	Blows on Spoon				REC	SOIL DESCRIPTION AND STRATIFICATION	P.I.D.
			0		0/6	6/12	12/18	18/24	(in)		
Depth (feet below grade) Top of Casing 0 Ground Surface 0 Top of Riser # 0.1' Top of Seal # N/A Top of Sand Pack # 0.25' Top of Screen # Bottom of Screen 5.0' Bottom of Boring 5' Remarks:									DTW: 4.7'		
Casing Type: N/A										DTB: 5'	
Well Cap: gripper			5								
N/A											
Well Key: N/A			10								
Riser Pipe: 1" PVC											
			15								
Sand/Gravel											
Pack Size: #2 Sand			20								
Screen Size: .1"											
			25								
			30								
			35								
			40								

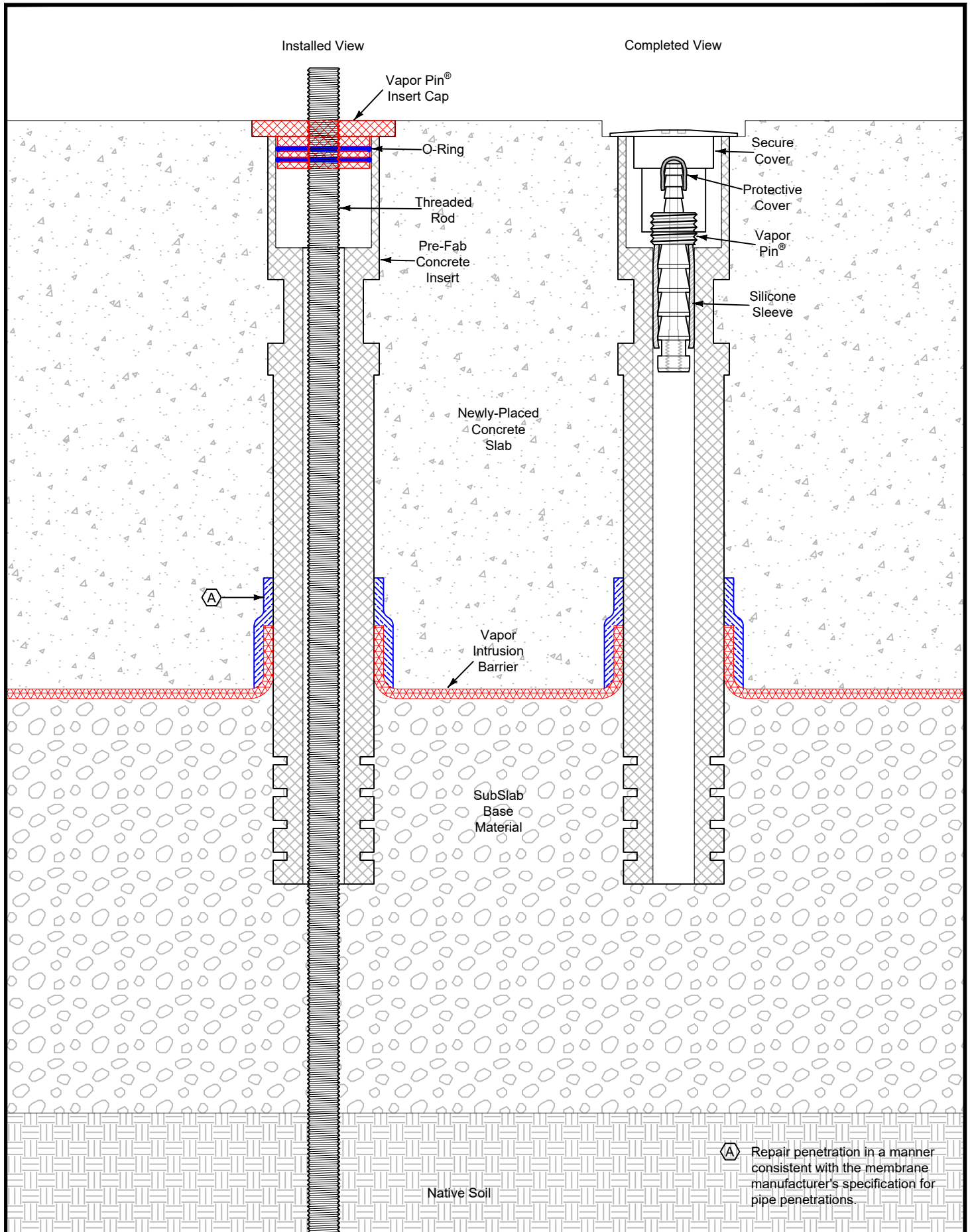
Approximate Change in Strata: _____ Inferred Change in Strata: _____

The subsurface information shown hereon was obtained for the design and estimating purposes for our client. It is made available to authorized users only that they may have access to the same information available to our client. It is presented in good faith, but it is not intended as a substitute for investigations, interpretations or judgment of such authorized users. Information on the logs should not be relied upon without the geotechnical engineers recommendations contained in the report from which these logs were extracted. Soil descriptions represent a field identification after D. M. Burmister unless otherwise noted.

	PROJECT NAME: New Rochelle					MONITORING WELL NO.		MW-5D		
	PROJECT LOCATION: 10 Commerce					JOB NO.		10790		
	New Rochelle, NY					GROUND ELEVATION:				
BORING BY: AARCO	DATE STARTED 09/21/21			DEVELOPMENT PERIOD		30 min	INSIDE CASING DIAMETER (in)		2	
INSPECTOR: Chris Malvicini	DATE COMPLETED 09/21/21			DEVELOPMENT METHOD		Purge	BOREHOLE DIAMETER (in)		4	
NJ DEP PERMIT NO.:	DATE DEVELOPED 09/21/21			DEVELOPMENT RATE		# gpm	INITIAL WATER LEVEL (ft):		5'	
WELL CONSTRUCTION		DEPTH (ft)	Sample	Blows on Spoon				REC	SOIL DESCRIPTION AND STRATIFICATION	P.I.D.
		0		0/6	6/12	12/18	18/24	(in)		
Depth (feet below grade) Top of Stickup 0 Ground Surface 0 Top of Sand Pack 0.5' Top of Seal 1.5' Top of Sand Pack 2.5' Top of Screen 4.1' Casing Type: N/A Well Cap: gripper N/A Well Key: N/A Riser Pipe: 2" PVC Sand Pack Size: #2 Sand Screen Size: .1" Bottom of Screen 13.1' Bottom of Boring 13.5' Bottom of Screen 13.1' Bottom of Boring 13.5' Remarks:		5								
		10								
		15								
		20								
		25								
		30								
		35								
		40								

Approximate Change in Strata: _____ Inferred Change in Strata: _____

The subsurface information shown hereon was obtained for the design and estimating purposes for our client. It is made available to authorized users only that they may have access to the same information available to our client. It is presented in good faith, but it is not intended as a substitute for investigations, interpretations or judgment of such authorized users. Information on the logs should not be relied upon without the geotechnical engineers recommendations contained in the report from which these logs were extracted. Soil descriptions represent a field identification after D. M. Burmister unless otherwise noted.



Appendix F: SMP Forms

Summary of Green Remediation Metrics for Site Management

Site Name: _____ Site Code: _____
Address: _____ City: _____
State: _____ Zip Code: _____ County: _____

Initial Report Period (Start Date of period covered by the Initial Report submittal)

Start Date: _____

Current Reporting Period

Reporting Period From: _____ To: _____

Contact Information

Preparer's Name: _____ Phone No.: _____

Preparer's Affiliation: _____

I. Energy Usage: Quantify the amount of energy used directly on-site and the portion of that derived from renewable energy sources.

	Current Reporting Period	Total to Date
Fuel Type 1 (e.g. natural gas (cf))		
Fuel Type 2 (e.g. fuel oil, propane (gals))		
Electricity (kWh)		
Of that Electric usage, provide quantity:		
Derived from renewable sources (e.g. solar, wind)		
Other energy sources (e.g. geothermal, solar thermal (Btu))		

Provide a description of all energy usage reduction programs for the site in the space provided on Page 3.

II. Solid Waste Generation: Quantify the management of solid waste generated on-site.

	Current Reporting Period (tons)	Total to Date (tons)
Total waste generated on-site		
OM&M generated waste		
Of that total amount, provide quantity:		
Transported off-site to landfills		
Transported off-site to other disposal facilities		
Transported off-site for recycling/reuse		
Reused on-site		

Provide a description of any implemented waste reduction programs for the site in the space provided on Page 3.

III. Transportation/Shipping: Quantify the distances travelled for delivery of supplies, shipping of laboratory samples, and the removal of waste.

	Current Reporting Period (miles)	Total to Date (miles)
Standby Engineer/Contractor		
Laboratory Courier/Delivery Service		
Waste Removal/Hauling		

Provide a description of all mileage reduction programs for the site in the space provided on Page 3. Include specifically any local vendor/services utilized that are within 50 miles of the site.

IV. Water Usage: Quantify the volume of water used on-site from various sources.

	Current Reporting Period (gallons)	Total to Date (gallons)
Total quantity of water used on-site		
Of that total amount, provide quantity:		
Public potable water supply usage		
Surface water usage		
On-site groundwater usage		
Collected or diverted storm water usage		

Provide a description of any implemented water consumption reduction programs for the site in the space provided on Page 3.

V. Land Use and Ecosystems: Quantify the amount of land and/or ecosystems disturbed and the area of land and/or ecosystems restored to a pre-development condition (i.e. Green Infrastructure).


	Current Reporting Period (acres)	Total to Date (acres)
Land disturbed		
Land restored		

Provide a description of any implemented land restoration/green infrastructure programs for the site in the space provided on Page 3.

Description of green remediation programs reported above (Attach additional sheets if needed)
Energy Usage:
Waste Generation:
Transportation/Shipping:
Water usage:
Land Use and Ecosystems:
Other:

CERTIFICATION BY CONTRACTOR I, _____ (Name) do hereby certify that I am _____ (Title) of the Company/Corporation herein referenced and contractor for the work described in the foregoing application for payment. According to my knowledge and belief, all items and amounts shown on the face of this application for payment are correct, all work has been performed and/or materials supplied, the foregoing is a true and correct statement of the contract account up to and including that last day of the period covered by this application. <div style="display: flex; justify-content: space-between;"> <div>_____</div> <div>_____</div> </div> <div style="display: flex; justify-content: space-between;"> <div>Date</div> <div>Contractor</div> </div>
--

LOW-FLOW GROUNDWATER SAMPLING LOG

Location: _____ Personnel: _____				Job Number: _____ Date: _____		WELL I.D. : _____			
				PID: _____					
Stickup? Y/N	Distance From Rim to PVC	Total Depth of Well Rim/PVC	Depth to Product Rim/PVC	Depth to Water (Rim/PVC)	Standing Water Column (feet)	Middle of Saturated Zone (feet)	Depth to Sample Tube (feet)	TOV @ Well Head (ppmv)	Pump Peristaltic or Bladder
Distance ground to Stickup Rim/PVC									
Turbidity at collection (NTU):			(Less than 5 NTU is desirable)		Duplicate Collected? Y/N			Filtered Sample Y/N	
Stabilization Parameters		+/- 0.5 deg C.	+/- 0.1 Unit	+/- 10 umhos/cm or within 3% if >300umho	1 ppm	+/- 10 mV	No Limit	<.3 feet drawdown desirable	No Limit
Volume Purged (gallons)	Time (actual Time) 5 minute Intervals	TEMP. (Deg. C)	pH	Specific Conductivity uS/cm	Dissolved Oxygen (mg/L)	ORP mV millivolts	Turbidity NTUs	DTW (feet)	Odors Y/N
Well Condition Summary									
Cover: Y / N		Bolts: Y / N		Concrete Pad OK: Y / N		Gripper: Y / N			
Sample Collection Information									
Sample Time:		Appearance:		Filtered Sample Turbidity:			OTHER:		
<small>Desired purge flow rate <100mL/min (slow drip) & turbidity <10 if possible. If turbidity > 10 collect filtered and unfiltered samples. Notify PM of high turbidity and collection of filtered samples prior to lab submittal.</small>									
<small>Notes/ Calculations: Volume? Linear Ft of well casing: 1"=0.041 gal. 2"= 0.163 gal. 4"=0.653 gal.</small>									
ABSORBENT SOCK									
Sock Length (ft) =		Capacity (Qt.) =		Present:		Y / N		Product Measured (Inches) :	
Sock Installation Date:				Sock Changed :		Y / N			
Sock Depth (Depth to sock mid point):									

Air Sampling Data Sheet

VI Sampling Event Date: _____

Project: _____

Building Site Address: _____

Weather Conditions: _____

Building HVAC Status: _____

Sampling Personnel: _____

Sample ID	Sampling Location	Sampling Time		Vacuum (in Hg)		Canister Details	
		Start		Initial		Canister ID #	
		End		Final		Flow Controller #	

Canister Pressure Check

Time							
Vacuum (in Hg)							

Sample Type: Soil-Gas ____ Sub-Slab ____ Indoor ____ Ambient ____ Other ____ Timeframe: 24-Hr ____ 8-Hr ____ Grab ____ Canister Type: 6L Summa ____ 1L Summa ____ Other ____

Notes: _____ Sample Height / Depth (ft.): _____ Analytical Method: TO-15 ____ TO-15 SIM ____ Shortlist _____

Sample ID	Sampling Location	Sampling Time		Vacuum (in Hg)		Canister Details	
		Start		Initial		Canister ID #	
		End		Final		Flow Controller #	

Canister Pressure Check

Time							
Vacuum (in Hg)							

Sample Type: Soil-Gas ____ Sub-Slab ____ Indoor ____ Ambient ____ Other ____ Timeframe: 24-Hr ____ 8-Hr ____ Grab ____ Canister Type: 6L Summa ____ 1L Summa ____ Other ____

Notes: _____ Sample Height / Depth (ft.): _____ Analytical Method: TO-15 ____ TO-15 SIM ____ Shortlist _____

Sample ID	Sampling Location	Sampling Time		Vacuum (in Hg)		Canister Details	
		Start		Initial		Canister ID #	
		End		Final		Flow Controller #	

Canister Pressure Check

Time							
Vacuum (in Hg)							

Sample Type: Soil-Gas ____ Sub-Slab ____ Indoor ____ Ambient ____ Other ____ Timeframe: 24-Hr ____ 8-Hr ____ Grab ____ Canister Type: 6L Summa ____ 1L Summa ____ Other ____

Notes: _____ Sample Height / Depth (ft.): _____ Analytical Method: TO-15 ____ TO-15 SIM ____ Shortlist _____

Appendix G: Health and Safety Plan



SITE-SPECIFIC HEALTH AND SAFETY PLAN

**10 Commerce Drive
Parcel ID 1-238-0005**

Prepared For:

**BRP 10 Commerce LLC
767 3rd Avenue, 33rd floor
New York, New York 10017**

Prepared By:

**SESI CONSULTING ENGINEERS
12A Maple Avenue
Pine Brook, NJ 07058**

Project No.: 10790

August 2021

Disclaimer: This Health and Safety Plan (HASP) is based upon information provided [and, if applicable, conditions discovered during a site visit], and is limited by the project scope. The HASP should be periodically reviewed and updated based on a number of factors, including but not limited to: (1) changes in applicable governmental requirements; (2) changes in procedures at the site; and (3) site conditions which were unknown to Sesi Consulting Engineers (SESI) as of the time the HASP was prepared. This HASP has been prepared for the sole and exclusive use of BRP 10 Commerce LLC, and may not be relied upon by any other person without the express written consent and authorization of Sesi.

SITE-SPECIFIC HEALTH AND SAFETY PLAN

For

**10 Commerce Drive
Parcel ID 1-238-0005
New Rochelle, Westchester County, New York**

Prepared by: _____

Date: 08/03/21

Jesse Mausner
SESI- Project Manager

Approved by: _____

Date: 08/03/21

Fuad Dahan
SESI-Principal



.....	0
HEALTH AND SAFETY PLAN SUMMARY.....	8
1.0 INTRODUCTION.....	9
1.1 OBJECTIVE	9
1.2 SITE AND FACILITY DESCRIPTION	9
1.3 POLICY STATEMENT.....	9
1.4 REFERENCES	10
1.5 DEFINITIONS	10
2.0 PROJECT SCOPE OF WORK.....	11
3.0 ROLES AND RESPONSIBILITIES.....	11
3.1 ALL PERSONNEL	11
3.2 KEY SAFETY PERSONNEL.....	11
3.2.1 <i>Project Officer (PO)</i>	11
3.2.2 <i>Project Manager (PM)</i>	11
3.2.3 <i>Health and Safety Manager (HSM)</i>	12
3.2.4 <i>Site Safety Officer (SSO)</i>	12
3.2.5 <i>Field Supervisor (FS)</i>	12
3.2.6 <i>Field Personnel (FP)</i>	13
3.3 SUBCONTRACTORS.....	13
3.4 STOP WORK AUTHORITY	13
3.5 ALL ON-SITE PERSONNEL.....	13
3.6 VISITORS.....	14
4.0 PERSONAL PROTECTIVE EQUIPMENT.....	15
4.1 LEVELS OF PROTECTION	15
4.1.1 <i>Level D Protection</i>	15
4.1.2 <i>Modified Level D Protection</i>	15
4.1.3 <i>Level C Protection</i>	15
4.2 SELECTION OF PPE	16
4.3 SITE RESPIRATORY PROTECTION PROGRAM.....	16
4.4 USING PPE.....	16
4.4.1 <i>Donning Procedures</i>	17
4.4.2 <i>Doffing Procedures</i>	17
4.5 SELECTION MATRIX.....	17
5.0 AIR AND NOISE MONITORING.....	18

5.1	AIR MONITORING.....	18
5.2	NOISE MONITORING.....	18
5.3	MONITORING EQUIPMENT MAINTENANCE AND CALIBRATION.....	18
5.4	ACTION LEVELS.....	19
6.0	WORK ZONES AND DECONTAMINATION.....	20
6.1	WORK ZONES.....	20
6.1.1	<i>Authorization to Enter.....</i>	20
6.1.2	<i>Site Orientation and Hazard Briefing.....</i>	20
6.1.3	<i>Certification Documents.....</i>	20
6.1.4	<i>Entry Log.....</i>	20
6.1.5	<i>Entry Requirements.....</i>	20
6.1.6	<i>Emergency Entry and Exit.....</i>	20
6.1.7	<i>Contamination Control Zones.....</i>	21
6.1.8	<i>Exclusion Zone (EZ).....</i>	21
6.1.9	<i>Contamination Reduction Zone.....</i>	21
6.1.10	<i>Support Zone (SZ).....</i>	21
6.1.11	<i>Posting.....</i>	21
6.1.12	<i>Site Inspections.....</i>	21
6.2	DECONTAMINATION.....	21
6.2.1	<i>Personnel Decontamination.....</i>	21
6.2.2	<i>Equipment Decontamination.....</i>	22
6.2.3	<i>Personal Protective Equipment Decontamination.....</i>	22
7.0	TRAINING AND MEDICAL SURVEILLANCE	22
7.1	TRAINING.....	22
7.1.1	<i>General.....</i>	22
7.1.2	<i>Basic 40-Hour Course.....</i>	22
7.1.3	<i>Supervisor Course.....</i>	23
7.1.4	<i>Site-Specific Training.....</i>	23
7.1.5	<i>Daily Safety Meetings.....</i>	23
7.1.6	<i>First Aid and CPR.....</i>	23
7.2	MEDICAL SURVEILLANCE	23
7.2.1	<i>Medical Examination.....</i>	23
7.2.2	<i>Pre-placement Medical Examination.....</i>	24
7.2.3	<i>Other Medical Examinations.....</i>	24
7.2.4	<i>Periodic Exam.....</i>	24
7.2.5	<i>Medical Restriction.....</i>	24
8.0	GENERAL SAFETY PRACTICES.....	25
8.1	GENERAL SAFETY RULES.....	25
8.2	BUDDY SYSTEM.....	26
8.3	HEAT STRESS	26
8.4	HEAT STRESS SAFETY PRECAUTIONS.....	28
	<i>Table 4 – Work/Rest Schedule</i>	28
8.5	COLD STRESS.....	29
8.6	SAFETY PRECAUTIONS FOR COLD STRESS PREVENTION	30

8.7	SAFE WORK PRACTICES	30
8.8	BIOLOGICAL HAZARDS	31
8.8.1	<i>Tick Borne Diseases</i>	31
8.8.2	<i>Poisonous Plants</i>	32
8.8.3	<i>Snakes</i>	32
8.8.4	<i>Spiders</i>	32
8.9	NOISE	33
8.10	SPILL CONTROL	33
8.11	SANITATION	33
8.11.1	<i>Break Area</i>	33
8.11.2	<i>Potable Water</i>	34
8.11.3	<i>Sanitary Facilities</i>	34
8.11.4	<i>Lavatory</i>	34
8.12	EMERGENCY EQUIPMENT	34
8.13	LOCKOUT/TAGOUT PROCEDURES	34
8.14	ELECTRICAL SAFETY	35
8.15	LIFTING SAFETY	35
8.16	LADDER SAFETY	36
8.17	TRAFFIC SAFETY	37
9.0	SITE-SPECIFIC HAZARDS AND CONTROL MEASURES	38
9.1	EVALUATION OF HAZARDS	38
9.1.1	<i>Hazard Characteristics</i>	38
9.1.2	<i>Potential Health and Safety Hazards</i>	38
9.2	FIELD ACTIVITIES, HAZARDS, AND CONTROL PROCEDURES	39
9.2.1	<i>Mobilization/Construction Stakeout</i>	39
9.2.2	<i>Demolition/Site Clearing</i>	39
9.2.3	<i>Excavation and Cut/Fill Operations</i>	41
9.2.4	<i>Drilling/Subsurface Intrusion Activities</i>	43
9.2.5	<i>Subsurface Chemical Sample Collection/Analysis</i>	47
9.2.6	<i>UST Closure</i>	47
9.2.7	<i>Site Capping System Construction</i>	48
9.2.8	<i>Creek Relocation</i>	48
9.2.9	<i>Decontamination</i>	48
9.2.10	<i>Demobilization</i>	48
9.3	CHEMICAL HAZARDS	49
10.0	EMERGENCY PROCEDURES	50
10.1	GENERAL	50
10.2	EMERGENCY RESPONSE	50
10.2.1	<i>Fire</i>	50
10.2.2	<i>Contaminant Release</i>	51
10.3	MEDICAL EMERGENCY	51
10.3.1	<i>Emergency Care Steps</i>	51
10.4	FIRST AID - GENERAL	51
10.4.1	<i>First Aid - Inhalation</i>	52
10.4.2	<i>First Aid - Ingestion</i>	52

10.4.3	<i>First Aid - Skin Contact</i>	52
10.4.4	<i>First Aid - Eye Contact</i>	52
10.5	REPORTING INJURIES, ILLNESSES, AND SAFETY INCIDENTS	52
10.6	EMERGENCY INFORMATION	52
10.6.1	<i>Directions to Hospital</i>	53
11.0	LOGS, REPORTS, AND RECORD KEEPING	54
11.1	HASP FIELD CHANGE REQUEST	54
11.2	MEDICAL AND TRAINING RECORDS	54
11.3	EXPOSURE RECORDS.....	54
11.4	ACCIDENT/INCIDENT REPORT	54
11.5	OSHA FORM 200.....	54
11.6	ON-SITE HEALTH AND SAFETY FIELD LOGBOOKS	54
11.7	MATERIAL SAFETY DATA SHEETS	55
12.0	COVID-19 RESPONSE ACTION PLAN.....	55

LIST OF FIGURES

<u>Figure No.</u>	<u>Title</u>
--------------------------	---------------------

Fig-1	Directions to Saint Joseph's Medical Center
-------	---

LIST OF EMBEDDED TABLES

<u>Table</u>	<u>Title</u>	<u>Page</u>
1.	Key Safety Personnel	14
2.	PPE Selection Matrix	18
3.	Airborne Contaminant Action Levels	19
4.	Work/Rest Schedule	28
5.	Wind Chill Temperature Chart	29
6	List of Primary Contaminants	49
7	Emergency Contacts	52

LIST OF ATTACHMENTS

Attachment 1	Air Monitoring Log
Attachment 2	OSHA Poster
Attachment 3	HASP Field Change Request Form
Attachment 4	Accident/Incident Report
Attachment 5	Signatory Page
Attachment 6	Material Safety Data Sheets

LIST OF ACRONYMS AND ABBREVIATIONS

ACGIH	American Conference of Governmental Industrial Hygienists
COC	Constituent(s) of Concern
CRZ	Contamination Reduction Zone
EZ	Exclusion Zone
FS	Field Supervisor
GFCI	Ground Fault Circuit Interrupter
HASP	Health and Safety Plan
HSM	Health and Safety Manager
LEL	Lower Explosive Limit
MSDS	Material Safety Data Sheet
OSHA	Occupational Safety and Health Administration
PCB	Polychlorinated Biphenyls
PEL	Permissible Exposure Limit
PID	Photoionization Detector
PM	Project Manager
PO	Project Officer
PPE	Personal Protective Equipment
SESI	SESI Consulting Engineers
SSO	Site Safety Officer
SVOC	Semi-Volatile Organic Compound
SZ	Support Zone
TLV	Threshold Limit Value
USCG	United States Coast Guard
USEPA	United States Environmental Protection Agency
VOC	Volatile Organic Compound

HEALTH AND SAFETY PLAN SUMMARY

The chemical hazards associated with site operations are related to inhalation, ingestion, and skin exposure to site Chemicals of Concern (COCs). COCs at the site include PAHs and metals in soil, tetrachloroethene (PCE), tetrachloroethene (TCE) in groundwater and VOCs in soil vapor. Concentrations of airborne COCs during site tasks may be measurable and will require air monitoring during certain operations.

The potential for inhalation of site COCs is moderate. The potential for dermal contact with soils containing site COCs during remedial operations is moderate.

The following table summarizes airborne contaminant action levels that will be used to determine the procedures and protective equipment necessary based on conditions as measured at the site.

Parameter	Reading	Action
Dust	0 to .5 mg/m ³	Normal operations
	0.5 to 1 mg/m ³	Begin soil wetting procedure (Level C protection would be needed beyond this point)
	> 1 mg/m ³	Stop work, fully implement dust control plan
Oxygen	≤ 19.5%	Stop work, evacuate confined spaces/work area, investigate cause of reading, and ventilate area
	> 19.5% to < 23.5%	Normal operations
	≥ 23.5%	Stop work, evacuate confined spaces/work area, investigate cause of reading, and ventilate area
Carbon Monoxide	0 ppm to ≤ 20 ppm	Normal operations
	> 20 ppm	Stop work, evacuate confined spaces/work area, investigate cause of reading, and ventilate area

The level of personal protection selected will be based on air monitoring of the work environment and an assessment by the Field Supervisor and Site Safety Officer. The following table presents a selection matrix to determine appropriate Personal Protective Equipment.

Task	Anticipated Level of Protection
Mobilization	Level D
Subsurface Intrusive Activities (Mass Excavation, Drilling, Soil Grouting)	Modified Level D/Level C
Earthwork/Grading	Level D/Level C
Additional Chemical Sampling / Delineation	Modified Level D/Level C
Decontamination	Modified Level D
Demobilization	Level D

1.0 INTRODUCTION

1.1 Objective

The objective of this Health and Safety Plan (HASP) is to provide a mechanism for establishing safe working conditions during activities at the 10 Commerce Drive, New Rochelle, New York 10801 (Site). The safety organization, procedures, and protective equipment have been established based on an analysis of potential physical, chemical and biological hazards. Specific hazard control methodologies have been evaluated and selected to minimize the potential of injury, illness, or other hazardous incident.

The HASP was written to meet the requirements of all applicable Federal, State, and local health and safety regulations, including 29 CFR 1910.120. The HASP is based on current knowledge regarding the specific chemical and physical hazards that are known or anticipated at the Site. This HASP is a dynamic document, for which changes and/or revisions may be realized as changes in scope and/or site conditions are encountered. Should revised documents be produced, said revised documents will refer to the specific changes and why they were made.

1.2 Site and Facility Description

The property is improved by a two-story vacant office building, associated asphalt parking areas, and landscaping. The Site consists of a 0.96-acre commercial lot located at 10 Commerce Drive, New Rochelle, Westchester County, New York. The Site is located in a commercial area with similar commercial properties to the east, south, and west of the Site. The closest surface water body is Echo Bay and its associated tributaries located approximately 0.5 miles east of the Site. The Site is bound to the north by Renewal Place, beyond which lies commercial property and railroad property; and to the east, south and west by commercial properties and associated asphalt parking areas. The Site topography is generally flat and slopes gently downward from the northwest to the southeast.

The planned new construction for the Site will be a multi-story residential apartment building.

1.3 Policy Statement

The policy of SESI Consulting Engineers (SESI) is to provide a safe and healthful work environment. No aspect of operations is of greater importance than injury and illness prevention. A fundamental principle of safety management is that all injuries, illnesses, and incidents are preventable. SESI will take every reasonable step to eliminate or control hazards in order to minimize the possibility of injury, illness, or incident.

This HASP prescribes the procedures that must be followed by SESI personnel during activities at the site. Operational changes that could affect the health and safety of personnel, the community, or the environment will not be made without the prior approval of the Project Manager (PM) and the Health and Safety Manager (HSM). This document will be reviewed periodically by the HSM to ensure that it is current and technically correct. Any changes in site conditions and/or the scope of work will require a review and modification to this HASP. Such changes will be completed in the form of an addendum or a revision to the plan.

The provisions of this plan are mandatory for all SESI personnel and are advisory for all contractors, and subcontractors assigned to the project. ***Subcontractors will be responsible for preparing their own site-specific HASPs that meet the basic requirements outlined in this HASP.*** All visitors to SESI work areas at the site must abide by the requirements of this plan.

1.4 References

This HASP complies with applicable Occupational Safety and Health Administration (OSHA) regulations, United States Environmental Protection Agency (USEPA) regulations, and SESI health and safety policies and procedures. This plan follows the guidelines established in the following:

- *Standard Operating Safety Guides*, USEPA (Publication 9285.1-03, June 1992).
- *Occupational Safety and Health Guidance Manual for Hazardous Waste Site Activities*, NIOSH, OSHA, USCG, USEPA (86116, October 1985).
- *Title 29 of the Code of Federal Regulations (CFR)*, Part 1910.
- *Title 29 of the Code of Federal Regulations (CFR)*, Part 1926.
- *Pocket Guide to Chemical Hazards*, DHHS, PHS, CDC, NIOSH (2004).
- *Threshold Limit Values*, ACGIH (2005).
- *Guide to Occupational Exposure Values*, ACGIH (2005).
- *Quick Selection Guide to Chemical Protective Clothing*, Forsberg, K. and S.Z. Mansdorf, 2nd Ed. (1993).

1.5 Definitions

The following definitions (listed alphabetically) are applicable to this HASP:

- *Contamination Reduction Zone (CRZ)* - Area between the exclusion zone and support zone that provides a transition between contaminated and clean areas. Decontamination stations are located in this zone.
- *Exclusion Zone (EZ)* - Any portions of the site where hazardous substances are, or are reasonably suspected to be present, and pose an exposure hazard to on-site personnel.
- *Incident* - All losses, including first aid cases, injuries, illnesses, spills/leaks, equipment and property damage, motor vehicle accidents, regulatory violations, fires, and business interruptions.
- *On-Site Personnel* - All SESI and subcontractors involved with the project.
- *Project* - All on-site work performed under the scope of work.
- *Site* - The area described in Section 1.2, Site and Facility Description, where the work is to be performed by SESI personnel and subcontractors.
- *Support Zone (SZ)* - All areas of the site except the EZ and CRZ. The SZ surrounds the CRZ and EZ. Support equipment and break areas are located in this zone.
- *Subcontractor* - Includes contractor personnel hired by SESI.
- *Visitor* - All other personnel, except the on-site personnel.
- *Work Area* - The portion of the site where work activities are actively being performed. This area may change daily as work progresses and includes the SZ, CRZ, and EZ. If the work area is located in an area on the site that is not

contaminated, or suspected of being contaminated, the entire work area may be a SZ.

2.0 PROJECT SCOPE OF WORK

This HASP contains information for the following tasks that SESI is anticipated to conduct at the Site. Should additional and/or different tasks be identified, amendments to this HASP will be required to address these changed items.

- Mobilization/Sample location stakeout;
- Soil Borings, vapor points and Monitoring Well Installation;
- Excavation of contaminated soil “hot spots”;
- Earthwork and grading;
- Chemical sampling of soil, soil vapor and groundwater; and
- Decontamination and demobilization/site restoration.

3.0 ROLES AND RESPONSIBILITIES

3.1 All Personnel

All SESI project personnel must adhere to the procedures outlined in this HASP during the performance of their work. Each person is responsible for completing tasks safely and reporting any unsafe acts or conditions to their supervisor. No person may work in a manner that conflicts with these procedures. After due warnings, the PM will dismiss from the site any SESI employee or subcontractor who violates safety procedures.

All SESI project personnel will receive training in accordance with applicable regulations and be familiar with the requirements and procedures contained in this HASP prior to initiating site activities. In addition, all SESI personnel will attend an initial hazard briefing prior to beginning work at the site.

The roles of key safety personnel and subcontractors are outlined in the following sections. Key project personnel and contacts are summarized in Table 1.

3.2 Key Safety Personnel

3.2.1 Project Officer (PO)

The PO is responsible for providing resources to assure project activities are completed in accordance with this HASP, and for meeting all regulatory and contractual requirements.

3.2.2 Project Manager (PM)

The PM is responsible for verifying that project activities are completed in accordance with the requirements of this HASP. The PM is responsible for confirming that the Field Supervisor (FS) has the equipment, materials, and qualified personnel to fully implement the safety requirements of this HASP, and/or that subcontractors assigned to this project meet the requirements established by SESI. It is also the responsibility of the PM to:

- Consult with the HSM on site health and safety issues;
- Verify that subcontractors meet health and safety requirements prior to commencing work;

- Verify that all incidents are thoroughly investigated;
- Approve, in writing, addenda or modifications of this HASP; and
- Suspend work or modify work practices, as necessary, for personal safety, protection of property, and regulatory compliance.

3.2.3 Health and Safety Manager (HSM)

The HSM or his designee, the health and safety manager (HSM), has overall responsibility for the technical health and safety aspects of the project, including review and approval of this HASP. Inquiries regarding health and safety procedures, project procedures, and other technical or regulatory issues should be addressed to this individual. The HSM or his designee must approve changes or addenda to this HASP.

3.2.4 Site Safety Officer (SSO)

The SSO is responsible for field health and safety issues, including the execution of this HASP. Questions in the field regarding health and safety procedures, project procedures, and other technical or regulatory issues should be addressed to this individual. The SSO will advise the PM on health and safety issues and will establish and coordinate the project air-monitoring program if one is deemed necessary (see Section 5.1, Air Monitoring). The SSO is the primary site contact on health and safety matters. It is the responsibility of the SSO to:

- Provide on-site technical assistance, if necessary;
- Participate in all accident/incident reports and ensure that they are reported to the HSM, client, and PM within 24 hours;
- Coordinate site and personal air monitoring as required, including equipment maintenance and calibration;
- Conduct site safety orientation training and daily safety meetings;
- Verify that project personnel have received the required physical examinations, medical certifications and training;
- Review site activities with respect to compliance with this HASP;
- Maintain required health and safety documents and records; and
- Assist the FS in instructing field personnel on project hazards and protective procedures.

3.2.5 Field Supervisor (FS)

The FS is responsible for implementing this HASP, including communicating requirements to on-site personnel and subcontractors. The FS will be responsible for informing the PM of changes in the work plan, procedures, or site conditions so that those changes may be addressed in this HASP. Other responsibilities are to:

- Consult with the SSO on site health and safety issues;
- Stop work, as necessary, for personal safety, protection of property, and regulatory compliance;
- Obtain a site map and determine and post routes to medical facilities and emergency telephone numbers;
- Notify local public emergency representatives (as appropriate) of the nature of the site operations, and post their telephone numbers (i.e., local fire department personnel who would respond for a confined space rescue);
- Observe on-site project personnel for signs of ill health effects;

- Investigate and report any incidents to the SSO;
- Verify that all on-site personnel have had applicable training;
- Verify that on-site personnel are informed of the physical, chemical, and biological hazards associated with the site activities, and the procedures and protective equipment necessary to control the hazards; and
- Issue/obtain any required work permits (hot work, confined space, etc.).

3.2.6 Field Personnel (FP)

All SESI field personnel are responsible for following the Health and Safety procedures specified in this HASP and work practices specified in applicable operation procedures. Some specific responsibilities include, but are not limited to:

- Reading and understanding the HASP;
- Reporting all accidents, incidents, injuries, or illnesses to the FS;
- Complying with the requests of the SSO;
- Immediately communicating newly identified hazards or noncompliance issues to the FS or SSO; and
- Stopping work in cases of immediate danger.

3.3 Subcontractors

Subcontractors and their personnel must understand and comply with applicable regulations and site requirements established in this HASP. Subcontractors will prepare their own site-specific HASP that must be consistent with the requirements of this HASP.

All subcontractor personnel will receive training in accordance with applicable regulations and be familiar with the requirements and procedures contained in this HASP prior to initiating site activities. All subcontractor personnel will attend an initial hazard briefing prior to beginning work at the site. Additionally, on-site subcontractor personnel must conduct daily site safety meetings.

Subcontractors must designate individuals to function as the PM, HSM, SSO, and FS. In some firms the HSM to be carried out by the PM. This is acceptable provided the PM has the required knowledge, training, and experience to properly address all hazards associated with the work, and to prepare, approve, and oversee the execution of the site-specific HASP. A subcontractor may designate the same person to perform the duties of both the SSO and the FS. However, depending on the level of complexity of a contractor's scope of work, it may be infeasible for one person to perform both functions satisfactorily.

3.4 Stop Work Authority

Every SESI employee and subcontractor is empowered, expected, and has the responsibility to stop the work of another co-worker if the working conditions or behaviors are considered unsafe.

3.5 All On-Site Personnel

All on-site SESI personnel (including SESI subcontractors) must read and acknowledge their understanding of their respective HASPs before commencing work and abide by the requirements of the plans. All on-site SESI personnel shall sign their HASP Acknowledgement Form following their review of their HASP.

All SESI project personnel will receive training in accordance with applicable regulations and be familiar with the requirements and procedures contained in this HASP prior to initiating site activities. In addition, all on-site personnel will attend an initial hazard briefing provided by the SSO prior to beginning work at the site and conduct daily safety meetings thereafter.

On-site personnel will immediately report the following to the FS or SSO:

- Personal injuries and illnesses no matter how minor;
- Unexpected or uncontrolled release of chemical substances;
- Symptoms of chemical exposure;
- Unsafe or hazardous situations;
- Unsafe or malfunctioning equipment;
- Changes in site conditions that may affect the health and safety of project personnel;
- Damage to equipment or property; and
- Situations or activities for which they are not properly trained.

3.6 Visitors

All SESI personnel and subcontractors visiting the Site must check in with the FS. Visitors will be cautioned to avoid skin contact with surfaces, soils, groundwater, or other materials that may impacted or be suspected to be impacted by constituents of concern (COCs).

Visitors requesting to observe work at the site must don appropriate personal protective equipment (PPE) prior to entry to the work area and must have the appropriate training and medical clearances to do so. If respiratory protective devices are necessary, visitors who wish to enter the work area must have been respirator-trained and fit tested for a respirator within the past 12 months.

Table 1 – Key Safety Personnel

SESI Personnel		
Role	Name	Address/Telephone No.
Project Officer (PO)	Jesse Mausner	Pine Brook / (973) 809-6809
Project Manager (PM)	Jesse Mausner	Pine Brook / (973) 809-6809
Senior Project Engineer (SPE)	Fuad Dahan	Pine Brook / (973) 747-9567
Health and Safety Manager (HSM)	Joe Scardino	Pine Brook / (973) 809-0835
Site Safety Officer (SSO)	Jon Stuart	Pine Brook / (973) 809-8979
Field Supervisor (FS)	Joseph Noonan	Pine Brook / (973) 518-8188
Field Personnel	TBD	
Field Personnel	TBD	
Subcontractors		
Company/Role	Name	Address/Telephone No.
TBD	TBD	TBD

4.0 PERSONAL PROTECTIVE EQUIPMENT

4.1 Levels of Protection

PPE is required to safeguard site personnel from various hazards. Varying levels of protection may be required depending on the levels of COCs and the degree of physical hazard. This section presents the various levels of protection and defines the conditions of use for each level. A summary of the levels is presented in Table 2 in this section.

4.1.1 Level D Protection

The minimum level of protection that will be required of project personnel at the site will be Level D, which will be worn when site conditions or air monitoring indicates no inhalation hazard exists. The following equipment will be used:

- Work clothing as prescribed by weather;
- Steel toe work boots, meeting American National Standards Institute (ANSI) Z41;
- Safety glasses or goggles, meeting ANSI Z87;
- Leather work gloves and/or nitrile surgical gloves;
- Hard hat, meeting ANSI Z89, when falling object hazards are present;
- Hearing protection (if noise levels exceed 85 dBA, then hearing protection with a USEPA NRR of at least 20 dBA must be used); and
- PFD if working on or near the water.

4.1.2 Modified Level D Protection

Modified Level D will be used when airborne contaminants are not present at levels of concern, but site activities present an increased potential for skin contact with contaminated materials. Modified Level D consists of:

- Nitrile gloves worn over nitrile surgical gloves;
- Latex/polyvinyl chloride (PVC) overboots when contact with COC-impacted media is anticipated;
- Steel toe work boots, meeting ANSI Z41;
- Safety glasses or goggles, meeting ANSI Z87;
- Face shield in addition to safety glasses or goggles when projectiles or splash hazards exist (e.g. during Power Washing activities);
- Hard hat, meeting ANSI Z89, when falling object hazards are present;
- Hearing protection (if noise levels exceed 85 dBA, then hearing protection with a USEPA NRR of at least 20 dBA must be used);
- Tyvek[®] suit (polyethylene coated Tyvek[®] suits for handling liquids) when body contact with COC-impacted media is anticipated; and
- PFD if working on or near the water.

4.1.3 Level C Protection

Level C protection will be required when the airborne concentration of COC reaches one-half of the OSHA Permissible Exposure Limit or ACGIH TLV. The following equipment will be used for Level C protection:

- Full-face, air-purifying respirator with combination organic vapor/HEPA cartridges;

- Polyethylene-coated Tyvek® suit, with ankles and cuffs taped to boots and gloves;
- Nitrile gloves worn over nitrile surgical gloves;
- Steel toe work boots, meeting ANSI Z41;
- Chemical-resistant boots with steel toes or latex/PVC overboots over steel toe boots;
- Hard hat, meeting ANSI Z89;
- Hearing protection (if noise levels exceed 85 dBA, then hearing protection with a USEPA NRR of at least 20 dBA must be used); and
- PFD if working on or near the water.

4.2 Selection of PPE

Equipment for personal protection will be selected based on the potential for contact, site conditions, ambient air quality, and the judgment of supervising site personnel and health and safety professionals. The PPE used will be chosen to be effective against the COCs present on the site.

4.3 Site Respiratory Protection Program

Respiratory protection is an integral part of employee health and safety at the site due to potentially hazardous concentrations of airborne COCs. The site respiratory protection program will consist of the following (as a minimum):

- All on-site personnel who may use respiratory protection will have an assigned respirator.
- All on-site personnel who may use respiratory protection will have been fit tested and trained in the use of a full-face air-purifying respirator within the past 12 months. Documentation of the fit test must be provided to the SSO prior to commencement of work.
- All on-site personnel who may use respiratory protection must within the past year have been medically certified as being capable of wearing a respirator. Documentation of the medical certification must be provided to the SSO, prior to commencement of site work.
- Only cleaned, maintained, NIOSH-approved respirators will be used.
- If respirators are used, the respirator cartridge is to be properly disposed of at the end of each work shift, or when load-up or breakthrough occurs.
- Contact lenses are not to be worn when a respirator is worn.
- All on-site personnel who may use respiratory protection must be clean-shaven. Mustaches and sideburns are permitted, but they must not touch the sealing surface of the respirator.
- Respirators will be inspected, and a negative pressure test performed prior to each use.
- After each use, the respirator will be wiped with a disinfectant, cleansing wipe. When used, the respirator will be thoroughly cleaned at the end of the work shift. The respirator will be stored in a clean plastic bag, away from direct sunlight in a clean, dry location, in a manner that will not distort the face piece.

4.4 Using PPE

Depending upon the level of protection selected, specific donning and doffing procedures may be required. The procedures presented in this section are mandatory if

Modified Level D or Level C PPE is used. All personnel entering the EZ must put on the required PPE in accordance with the requirements of this HASP. When leaving the EZ, PPE will be removed in accordance with the procedures listed, to minimize the spread of COCs.

4.4.1 Donning Procedures

These procedures are mandatory only if Modified Level D or Level C PPE is used on the site:

- Remove bulky outerwear. Remove street clothes and store in clean location;
- Put on work clothes or coveralls;
- Put on the required chemical protective coveralls;
- Put on the required chemical protective boots or boot covers;
- Tape the legs of the coveralls to the boots with duct tape;
- Put on the required chemical protective gloves;
- Tape the wrists of the protective coveralls to the gloves;
- Don the required respirator and perform appropriate fit check (Level C);
- Put hood or head covering over head and respirator straps and tape hood to facepiece (Level C); and
- Don remaining PPE, such as safety glasses or goggles and hard hat.

When these procedures are instituted, one person must remain outside the work area to ensure that each person entering has the proper protective equipment.

4.4.2 Doffing Procedures

The following procedures are only mandatory if Modified Level D or Level C PPE is required for the site. Whenever a person leaves the work area, the following decontamination sequence will be followed:

- Upon entering the CRZ, rinse contaminated materials from the boots or remove contaminated boot covers;
- Clean reusable protective equipment;
- Remove protective garments, equipment, and respirator (Level C). All disposable clothing should be placed in plastic bags, which are labeled with contaminated waste labels;
- Wash hands, face, and neck (or shower if necessary);
- Proceed to clean area and dress in clean clothing; and
- Clean and disinfect respirator for next use.

All disposable equipment, garments, and PPE must be bagged in plastic bags, labeled for disposal. See Section 7, Decontamination, for detailed information on decontamination stations.

4.5 Selection Matrix

The level of personal protection selected will be based on air monitoring of the work environment and an assessment by the FS and SSO of the potential for skin contact with COCs. The PPE selection matrix is presented in Table 2. This matrix is based on information available at the time this plan was written. The Airborne Contaminant Action

Levels in Table 3, Airborne Contaminant Action Levels, should be used to verify that the PPE prescribed in these matrices is appropriate.

Table 2 – PPE Selection Matrix

Task	Anticipated Level of Protection
Mobilization	Level D
Subsurface Intrusive Activities (Excavation, Drilling)	Modified Level D/Level C
Earthwork/Grading	Level D/Level C
Chemical Sampling / Delineation	Modified Level D/Level C
Decontamination	Modified Level D
Demobilization	Level D

5.0 AIR AND NOISE MONITORING

5.1 Air Monitoring

Air monitoring, sampling, and testing will be conducted to determine employee exposure to airborne constituents. The monitoring results will dictate work procedures and the selection of PPE. The SESI SSO will be responsible for defining appropriate air monitoring procedures and for utilizing the air monitoring results to determine appropriate procedures and PPE for project personnel. Air monitoring results should be recorded in field notebooks or on an air monitoring log (see Attachment 1 for a copy of the Air Monitoring Log). Any deviations from the procedures listed here should be documented and explained in the Air Monitoring Log.

The monitoring device to be used is a Rae Systems MultiRAE detector (PID with a 11.7 eV lamp/oxygen/LEL/hydrogen sulfide sensors). Colorimetric detector tubes may be utilized to estimate airborne concentrations of benzene and should be onsite during any activities that may result in elevated PID readings including drilling, excavating, and groundwater sampling.

Air monitoring will be conducted continuously with the LEL/Oxygen meter during drilling in areas where flammable vapors or gases are suspect. All work activity must stop where tests indicate the concentration of flammable vapors exceeds 10% of the LEL at a location with a potential ignition source. Such an area must be ventilated to reduce the concentration to an acceptable level.

5.2 Noise Monitoring

Noise monitoring may be conducted as required. Hearing protection is mandatory for all employees in noise hazardous areas, such as around heavy equipment. As a general rule, sound levels that cause speech interference at normal conversation distance should require the use of hearing protection.

5.3 Monitoring Equipment Maintenance and Calibration

All direct-reading instrumentation calibrations should be conducted under the approximate environmental conditions the instrument will be used. Instruments must be calibrated before and after use, noting the reading(s) and any adjustments that are necessary. All air monitoring equipment calibrations, including the standard used for calibration, must be documented on a calibration log or in the field notebook. All completed health and safety documentation/forms must be reviewed by the SSO and

maintained by the FS.

All air monitoring equipment will be maintained and calibrated in accordance with the specific manufacturer's procedures. Preventive maintenance and repairs will be conducted in accordance with the respective manufacturer's procedures. When applicable, only manufacturer-trained and/or authorized personnel will be allowed to perform instrument repairs or preventive maintenance.

If an instrument is found to be inoperative or suspected of giving erroneous readings, the SSO must be responsible for immediately removing the instrument from service and obtaining a replacement unit. If the instrument is essential for safe operation during a specific activity, that activity must cease until an appropriate replacement unit is obtained. The SSO will be responsible for ensuring a replacement unit is obtained and/or repairs are initiated on the defective equipment.

5.4 Action Levels

Table 3 presents airborne contaminant action levels that will be used to determine the procedures and protective equipment necessary based on conditions as measured at the site.

Table 3 – Airborne Contaminant Action Levels

Parameter	Reading	Action
Total Hydrocarbons	0 ppm to \leq 1 ppm	Normal operations; continue hourly breathing zone monitoring
	> 1 ppm to 5 ppm	Increase monitoring frequency to every 15 minutes and use benzene detector tube to screen for the presence of benzene
	\geq 5 ppm to \leq 50 ppm	Upgrade to Level C PPE; continue screening for benzene
	> 50 ppm	Stop work; investigate cause of reading
Benzene	\geq 1 ppm to 5 ppm	Upgrade to Level C PPE
	> 5 ppm	Stop work; investigate cause of reading
Dust	0 to .5 mg/m ³	Normal operations
	0.5 to 1 mg/m ³	Begin soil wetting procedure (Level C protection would be needed beyond this point)
	> 1 mg/m ³	Stop work, fully implement dust control plan
Oxygen	\leq 19.5%	Stop work, evacuate confined spaces/work area, investigate cause of reading, and ventilate area
	> 19.5% to < 23.5%	Normal operations
	\geq 23.5%	Stop work, evacuate confined spaces/work area, investigate cause of reading, and ventilate area
Carbon Monoxide	0 ppm to \leq 20 ppm	Normal operations
	> 20 ppm	Stop work, evacuate confined spaces/work area, investigate cause of reading, and ventilate area
Hydrogen Sulfide	0 ppm to \leq 5 ppm	Normal operations
	> 5 ppm	Stop work, evacuate confined spaces/work area, investigate cause of reading, and ventilate area
Flammable Vapors (LEL)	< 10% LEL	Normal operations
	\geq 10% LEL	Stop work, ventilate area, investigate source of vapors

6.0 WORK ZONES AND DECONTAMINATION

6.1 Work Zones

6.1.1 Authorization to Enter

Only personnel with the appropriate training and medical certifications (if respirators are required) will be allowed to work at the project site. The FS will maintain a list of authorized persons; only personnel on the authorized persons list will be allowed to enter the site work areas.

6.1.2 Site Orientation and Hazard Briefing

No person will be allowed in the work area during site operations without first being given a site orientation and hazard briefing. This orientation will be presented by the FS or SSO and will consist of a review of this HASP. This review must cover the chemical, physical, and biological hazards, protective equipment, safe work procedures, and emergency procedures for the project. Following this initial meeting, daily safety meetings will be held each day before work begins.

All people entering the site work areas, including visitors, must document their attendance at this briefing, as well as the daily safety meetings on the forms included with this plan.

6.1.3 Certification Documents

A training and medical file may be established for the project and kept on site during all site operations. Specialty training, such as first aid/cardiopulmonary resuscitation (CPR) certificates, as well as current medical clearances for all project field personnel required to wear respirators, will be maintained within that file. All project personnel must provide their training and medical documentation to the SSO prior to starting work.

6.1.4 Entry Log

A log-in/log-out sheet will be maintained at the site by the FS. Personnel must sign in and out on a log sheet as they enter and leave the work area, and the FS may document entry and exit in the field notebook.

6.1.5 Entry Requirements

In addition to the authorization, hazard briefing, and certification requirements listed above, no person will be allowed in any SESI work area unless they are wearing the minimum PPE as described in Section 4.0.

6.1.6 Emergency Entry and Exit

People who must enter the work area on an emergency basis will be briefed of the hazards by the FS or SSO. All activities will cease in the event of an emergency. People exiting the work area because of an emergency will gather in a designated safe area for a head count. The FS is responsible for ensuring that all people who entered the work area have exited in the event of an emergency.

6.1.7 Contamination Control Zones

Contamination control zones are maintained to prevent the spread of contamination and to prevent unauthorized people from entering hazardous areas.

6.1.8 Exclusion Zone (EZ)

An EZ may consist of a specific work area or may be the entire area of potential contamination. All employees entering an EZ must use the required PPE and must have the appropriate training and medical clearance for hazardous waste work. The EZ is the defined area where there is a possible respiratory and/or contact health hazard. Cones, caution tape, or a posted site diagram will identify the location of each EZ.

6.1.9 Contamination Reduction Zone

The CRZ or transition area will be established, if necessary, to perform decontamination of personnel and equipment. All personnel entering or leaving the EZ will pass through this area to prevent any cross-contamination. Tools, equipment, and machinery will be decontaminated in a specific location. The decontamination of all personnel will be performed on site adjacent to the EZ. Personal protective outer garments and respiratory protection will be removed in the CRZ and prepared for cleaning or disposal. This zone is the only appropriate corridor between the EZ and the support zone (SZ) discussed below.

6.1.10 Support Zone (SZ)

The SZ is a clean area outside the CRZ located to prevent employee exposure to hazardous substances. Eating and drinking will be permitted in the support area only after proper decontamination. Smoking may be permitted in the SZ, subject to site requirements.

6.1.11 Posting

Work areas will be prominently marked and delineated using cones, caution tape, or a posted site diagram.

6.1.12 Site Inspections

The FS will conduct a daily inspection of site activities, equipment, and procedures to verify that the required elements are in place.

6.2 Decontamination

6.2.1 Personnel Decontamination

All personnel wearing Modified Level D or Level C protective equipment in the EZ must undergo personal decontamination prior to entering the SZ. The personnel decontamination area will consist of the following stations at a minimum:

- *Station 1:* Personnel leaving the contaminated zone will remove the gross contamination from their outer clothing and boots.
- *Station 2:* Personnel will remove their outer garment and gloves and dispose of it in properly labeled containers. Personnel will then decontaminate their hard hats, and boots with an aqueous solution of detergent or other appropriate cleaning solution. These items are then hand carried to the next station.

- *Station 3:* Personnel will thoroughly wash their hands and face before leaving the CRZ. Respirators will be sanitized and then placed in a clean plastic bag.

6.2.2 Equipment Decontamination

All vehicles that have entered the EZ will be decontaminated at the decontamination pad prior to leaving the zone. If the level of vehicle contamination is low, decontamination may be limited to rinsing of tires and wheel wells with water. If the vehicle is significantly contaminated, steam cleaning or pressure washing of vehicles and equipment may be required.

6.2.3 Personal Protective Equipment Decontamination

Where and whenever possible, single-use, external protective clothing must be used for work within the EZ or CRZ. This protective clothing must be disposed of in properly labeled containers. Reusable protective clothing will be rinsed at the site with detergent and water. The rinsate will be collected for disposal.

When removed from the CRZ, the respirator will be thoroughly cleaned with soap and water. The respirator face piece, straps, valves, and covers must be thoroughly cleaned at the end of each work shift, and ready for use prior to the next shift. Respirator parts may be disinfected with a solution of bleach and water (mixed at 2% bleach by volume), or by using a spray disinfectant.

7.0 TRAINING AND MEDICAL SURVEILLANCE

7.1 Training

7.1.1 General

All on-site project personnel who work in areas where they may be exposed to site contaminants must be trained as required by OSHA Regulation 29 CFR 1910.120 (HAZWOPER). Field employees also must receive a minimum of three days of actual field experience under the direct supervision of a trained, experienced supervisor. Personnel who completed their initial training more than 12 months prior to the start of the project must have completed an eight-hour refresher course within the past 12 months. The FS must have completed an additional eight hours of supervisory training and must have a current first-aid/CPR certificate (See Attachment 2).

7.1.2 Basic 40-Hour Course

The following is a list of the topics typically covered in a 40-hour HAZWOPER training course:

- General safety procedures;
- Physical hazards (fall protection, noise, heat stress, cold stress);
- Names and job descriptions of key personnel responsible for site health and safety;
- Safety, health, and other hazards typically present at hazardous waste sites;
- Use, application, and limitations of PPE;
- Work practices by which employees can minimize risks from hazards;
- Safe use of engineering controls and equipment on site;

- Medical surveillance requirements;
- Recognition of symptoms and signs which might indicate overexposure to hazards;
- Worker right-to-know (Hazard Communication OSHA 1910.1200);
- Routes of exposure to contaminants;
- Engineering controls and safe work practices;
- Components of a health and safety program and a site-specific HASP;
- Decontamination practices for personnel and equipment;
- Confined-space entry procedures; and
- General emergency response procedures.

7.1.3 Supervisor Course

Management and supervisors must receive an additional eight hours of training, which typically includes:

- General site safety and health procedures;
- PPE programs; and
- Air monitoring techniques.

7.1.4 Site-Specific Training

Site-specific training will be accomplished by on-site personnel reading this HASP, and through a thorough site briefing by the PM, FS, or SSO on the contents of this HASP before work begins. The review must include a discussion of the chemical, physical, and biological hazards; the protective equipment and safety procedures; and emergency procedures.

7.1.5 Daily Safety Meetings

Daily safety meetings will be held to cover the work to be accomplished, the hazards anticipated, the PPE and procedures required to minimize site hazards, and emergency procedures. The FS or SSO should present these meetings prior to beginning the day's fieldwork. No work will be performed in an EZ before a daily safety meeting has been held. An additional safety meeting must also be held prior to new tasks, or if new hazards are encountered. The daily safety meetings will be logged in the field notebook.

7.1.6 First Aid and CPR

At least one employee current in first aid/CPR will be assigned to the work crew and will be on the site during operations. Site records will document the presence of this individual. Refresher training in first aid (triennially) and CPR (annually) is required to keep the certificate current. These individuals must also receive training regarding the precautions and protective equipment necessary to protect against exposure to blood-borne pathogens.

7.2 Medical Surveillance

7.2.1 Medical Examination

All personnel who are potentially exposed to site contaminants must participate in a medical surveillance program as defined by OSHA at 29 CFR 1910.120 (f).

7.2.2 Pre-placement Medical Examination

All potentially exposed personnel must have completed a comprehensive medical examination prior to assignment, and periodically thereafter as defined by applicable regulations. The pre-placement and periodic medical examinations typically include the following elements:

- Medical and occupational history questionnaire;
- Physical examination;
- Complete blood count, with differential;
- Liver enzyme profile;
- Chest X-ray, at a frequency determined by the physician;
- Pulmonary function test;
- Audiogram;
- Electrocardiogram for persons older than 45 years of age, or if indicated during the physical examination;
- Drug and alcohol screening, as required by job assignment;
- Visual acuity; and
- Follow-up examinations, at the discretion of the examining physician or the corporate medical director.

The examining physician provides the employee with a letter summarizing his findings and recommendations, confirming the worker's fitness for work and ability to wear a respirator. Documentation of medical clearance will be available for each employee during all project site work.

Subcontractors will certify that all their employees have successfully completed a physical examination by a qualified physician. The physical examinations must meet the requirements of 29 CFR 1910.120 and 29 CFR 1910.134. Subcontractors will supply copies of the medical examination certificate for each on-site employee.

7.2.3 Other Medical Examinations

In addition to pre-employment, annual, and exit physicals, personnel may be examined:

- At employee request after known or suspected exposure to toxic or hazardous materials; and
- At the discretion of the SSO, HSM, or occupational physician in anticipation of, or after known or suspected exposure to toxic or hazardous materials.

7.2.4 Periodic Exam

Following the placement examination, all employees must undergo a periodic examination, similar in scope to the placement examination. For employees potentially exposed over 30 days per year, the frequency of periodic examinations will be annual. For employees potentially exposed less than 30 days per year, the frequency for periodic examinations will be 24 months.

7.2.5 Medical Restriction

When the examining physician identifies a need to restrict work activity, the employee's supervisor must communicate the restriction to the employee and the SSO. The terms of the restriction will be discussed with the employee and the supervisor.

8.0 GENERAL SAFETY PRACTICES

8.1 General Safety Rules

General safety rules for site activities include, but are not limited to, the following:

- At least one copy of this HASP must be in a location at the site that is readily available to personnel, and all project personnel shall review the plan prior to starting work.
- Consume or use food, beverages, chewing gum, and tobacco products only in the SZ or other designated area outside the EZ and CRZ. Cosmetics shall not be applied in the EZ or CRZ.
- Wash hands before eating, drinking, smoking, or using toilet facilities.
- Wear all PPE as required and stop work and replace damaged PPE immediately.
- Secure disposable coveralls, boots, and gloves at the wrists and legs and ensure closure of the suit around the neck.
- Upon skin contact with materials that may be impacted by COCs, remove contaminated clothing and wash the affected area immediately. Contaminated clothing must be changed. Any skin contact with materials potentially impacted by COCs must be reported to the FS or SSO immediately. If needed, medical attention should be sought.
- Practice contamination avoidance. Avoid contact with surfaces either suspected or known to be impacted by COCs, such as standing water, mud, or discolored soil. Equipment must be stored on elevated or protected surfaces to reduce the potential for incidental contamination.
- Remove PPE as required in the CRZ to limit the spread of COC-containing materials.
- At the end of each shift or as required, dispose of all single-use coveralls, soiled gloves, and respirator cartridges in designated receptacles designated for this purpose.
- Removing soil containing site COCs from protective clothing or equipment with compressed air, shaking, or any other means that disperses contaminants into the air is prohibited.
- Inspect all non-disposable PPE for contamination in the CRZ. Any PPE found to be contaminated must be decontaminated or disposed of appropriately.
- Recognize emergency signals used for evacuation, injury, fire, etc.
- Report all injuries, illnesses, and unsafe conditions or work practices to the FS or SSO.
- Use the “buddy system” during all operations requiring Level C PPE, and when appropriate, during Modified Level D operations.
- Obey all warning signs, tags, and barriers. Do not remove any warnings unless authorized to do so.
- Use, adjust, alter, and repair equipment only if trained and authorized to do so, and in accordance with the manufacturer’s directions.
- Personnel are to perform only tasks for which they have been properly trained and will advise their supervisor if they have been assigned a task for which they are not trained.

- The presence or consumption of alcoholic beverages or illicit drugs during the workday, including breaks, is strictly prohibited. Notify your supervisor if you must take prescription or over-the-counter drugs that indicate they may cause drowsiness or, that you should not operate heavy equipment.
- Remain upwind during site activities whenever possible.

8.2 Buddy System

On-site personnel must use the buddy system as required by operations. Use of the “buddy system” is required during all operations requiring Level C to Level A PPE, and when appropriate, during Level D operations. Crewmembers must observe each other for signs of chemical exposure, and heat or cold stress. Indications of adverse effects include, but are not limited to:

- Changes in complexion and skin coloration;
- Changes in coordination;
- Changes in demeanor;
- Excessive salivation and pupillary response; and
- Changes in speech pattern.

Crewmembers must also be aware of the potential exposure to possible safety hazards, unsafe acts, or non-compliance with safety procedures.

Field personnel must inform their partners or fellow crewmembers of non-visible effects of exposure to toxic materials that they may be experiencing. The symptoms of such exposure may include, but are not limited to:

- Headaches;
- Dizziness;
- Nausea;
- Blurred vision;
- Cramps; and
- Irritation of eyes, skin, or respiratory tract.

If protective equipment or noise levels impair communications, prearranged hand signals must be used for communication. Personnel must stay within line of sight of another team member.

8.3 Heat Stress

Heat stress is caused by a number of interacting factors, including environmental conditions, clothing, workload, etc., as well as the physical and conditioning characteristics of the individual. Since heat stress is one of the most common illnesses associated with heavy outdoor work conducted with direct solar load and, in particular, because wearing PPE can increase the risk of developing heat stress, workers must be capable of recognizing the signs and symptoms of heat-related illnesses. Personnel must be aware of the types and causes of heat-related illnesses and be able to recognize the signs and symptoms of these illnesses in both themselves and their co-workers.

Heat rashes are one of the most common problems in hot work environments. Commonly known as prickly heat, a heat rash is manifested as red papules and usually

appears in areas where the clothing is restrictive. As sweating increases, these papules give rise to a prickling sensation. Prickly heat occurs in skin that is persistently wetted by unevaporated sweat, and heat rash papules may become infected if they are not treated. In most cases, heat rashes will disappear when the affected individual returns to a cool environment.

Heat cramps are usually caused by performing hard physical labor in a hot environment. These cramps have been attributed to an electrolyte imbalance caused by sweating. It is important to understand that cramps can be caused both by too much or too little salt.

Cramps appear to be caused by the lack of water replenishment. Because sweat is a hypotonic solution (plus or minus 0.3% NaCl), excess salt can build up in the body if the water lost through sweating is not replaced. Thirst cannot be relied on as a guide to the need for water; instead, water must be taken every 15 to 20 minutes in hot environments.

Under extreme conditions, such as working for 6 to 8 hours in heavy protective gear, a loss of sodium may occur. Drinking commercially available carbohydrate electrolyte replacement liquids is effective in minimizing physiological disturbances during recovery.

Heat exhaustion occurs from increased stress on various body organs due to inadequate blood circulation, cardiovascular insufficiency, or dehydration. Signs and symptoms include pale, cool, moist skin; heavy sweating; dizziness; nausea; headache, vertigo, weakness, thirst, and giddiness. Fortunately, this condition responds readily to prompt treatment.

Heat exhaustion should not be dismissed lightly, however, for several reasons. One is that the fainting associated with heat exhaustion can be dangerous because the victim may be operating machinery or controlling an operation that should not be left unattended; moreover, the victim may be injured when he or she faints. Also, the signs and symptoms seen in heat exhaustion are similar to those of heat stroke, which is a medical emergency.

Workers suffering from heat exhaustion should be removed from the hot environment, be given fluid replacement, and be encouraged to get adequate rest.

Heat stroke is the most serious form of heat stress. Heat stroke occurs when the body's system of temperature regulation fails and the body's temperature rises to critical levels. This condition is caused by a combination of highly variable factors, and its occurrence is difficult to predict. Heat stroke is a medical emergency. The primary signs and symptoms of heat stroke are confusion; irrational behavior; loss of consciousness; convulsions; a lack of sweating (usually); hot, dry skin; and an abnormally high body temperature, e.g., a rectal temperature of 41°C (105.8°F). If body temperature is too high, it causes death. The elevated metabolic temperatures caused by a combination of workload and environmental heat load, both of which contribute to heat stroke, are also highly variable and difficult to predict.

If a worker shows signs of possible heat stroke, professional medical treatment should be obtained immediately. The worker should be placed in a shady area and the outer clothing should be removed. The worker's skin should be wetted and air movement around the worker should be increased to improve evaporative cooling until professional

methods of cooling are initiated and the seriousness of the condition can be assessed. Fluids should be replaced as soon as possible. The medical outcome of an episode of heat stroke depends on the victim's physical fitness and the timing and effectiveness of first aid treatment.

Regardless of the worker's protestations, no employee suspected of being ill from heat stroke should be sent home or left unattended unless a physician has specifically approved such an order.

Proper training and preventive measures will help avert serious illness and loss of work productivity. Preventing heat stress is particularly important because once someone suffers from heat stroke or exhaustion, that person may be predisposed to additional heat injuries.

8.4 Heat Stress Safety Precautions

Heat stress monitoring and work rest cycle implementation should commence when the ambient adjusted temperature exceeds 72°F. A minimum work rest regimen and procedures for calculating ambient adjusted temperature are described in Table 4.

Table 4 – Work/Rest Schedule

Adjusted Temperature^b	Work/Rest Regimen Normal Work Ensemble^c	Work/Rest Regimen Impermeable Ensemble
90°F (32.2°C) or above	After each 45 minutes of work	After each 15 minutes of work
87.5° - 90°F (30.8°-32.2°C)	After each 60 minutes of work	After each 30 minutes of work
82.5° - 87.5°F (28.1° - 30.8°C)	After each 90 minutes of work	After each 60 minutes of work
77.5° - 82.5°F (25.3° - 28.1°C)	After each 120 minutes of work	After each 90 minutes of work
72.5° - 77.5°F (30.8° - 32.2°C)	After each 150 minutes of work	After each 120 minutes of work

- For work levels of 250 kilocalories/hour (Light-Moderate Type of Work)
- Calculate the adjusted air temperature (ta adj) by using this equation: $ta\ adj\ ^\circ F = ta\ ^\circ F + (13 \times \% \text{ sunshine})$. Measure air temperature (ta) with a standard mercury-in-glass thermometer, with the bulb shielded from radiant heat. Estimate percent sunshine by judging what percent time the sun is not covered by clouds that are thick enough to produce a shadow. (100 percent sunshine = no cloud cover and a sharp, distinct shadow; 0 percent sunshine = no shadows.)
- A normal work ensemble consists of cotton coveralls or other cotton clothing with long sleeves and pants.
- The information presented above was generated using the information provided in the American Conference of Governmental Industrial Hygienists (ACGIH) Threshold Limit Values (TLV) Handbook.

In order to determine if the work rest cycles are adequate for the personnel and specific site conditions, additional monitoring of individual heart rates will be conducted during the rest cycle. To check the heart rate, count the radial pulse for 30 seconds at the beginning of the rest period. If the heart rate exceeds 110 beats per minute, shorten the next work period by one third and maintain the same rest period.

Additionally, one or more of the following control measures can be used to help control heat stress and are mandatory if any site worker has a heart rate (measure immediately prior to rest period) exceeding 115 beats per minute:

- Site workers will be encouraged to drink plenty of water and electrolyte replacement fluids throughout the day.
- On-site drinking water will be kept cool (50 to 60°F).
- A work regimen that will provide adequate rest periods for cooling down will be established, as required.
- All personnel will be advised of the dangers and symptoms of heat stroke, heat exhaustion, and heat cramps.
- Cooling devices, such as vortex tubes or cooling vests, should be used when personnel must wear impermeable clothing in conditions of extreme heat.
- Employees should be instructed to monitor themselves and co-workers for signs of heat stress and to take additional breaks as necessary.
- A shaded rest area must be provided. All breaks should take place in the shaded rest area.
- Employees must not be assigned to other tasks during breaks.
- Employees must remove impermeable garments during rest periods. This includes white Tyvek-type garments.

All employees must be informed of the importance of adequate rest, acclimation, and proper diet in the prevention of heat stress disorders.

8.5 Cold Stress

Cold stress normally occurs in temperatures at or below freezing, or under certain circumstances, in temperatures of 40°F. Extreme cold for a short time may cause severe injury to exposed body surfaces or result in profound generalized cooling, causing death. Areas of the body that have high surface area-to-volume ratio, such as fingers, toes, and ears, are the most susceptible. Two factors influence the development of a cold weather injury: ambient temperature and the velocity of the wind. For instance, 10°F with a wind of 15 miles per hour (mph) is equivalent in chilling effect to still air at 18°F. An equivalent chill temperature chart relating the actual dry bulb temperature and wind velocity is presented in Table 5.

Table 5 – Wind Chill Temperature Chart

Estimated Wind Speed (in mph)	Actual Temperature Reading (°F)											
	50	40	30	20	10	0	-10	-20	-30	-40	-50	-60
	Equivalent Chill Temperature (°F)											
Calm	50	40	30	20	10	0	-10	-20	-30	-40	-50	-60
5	48	37	27	16	6	-5	-15	-26	-36	-47	-57	-68
10	40	28	16	4	-9	-24	-33	-46	-58	-70	-83	-95
15	36	22	9	-5	-18	-32	-45	-58	-72	-85	-99	-112
20	32	18	4	-10	-25	-39	-53	-67	-82	-96	-110	-121
25	30	16	0	-15	-29	-44	-59	-74	-88	-104	-118	-133
30	28	13	-2	-18	-33	-48	-63	-79	-94	-109	-125	-140
35	27	11	-4	-20	-35	-51	-67	-82	-98	-113	-129	-145
40	26	10	-6	-21	-37	-53	-69	-85	-100	-116	-132	-148
(Wind speeds greater than 40 mph have little additional effect.)	LITTLE DANGER Maximum danger of false sense of security.				INCREASING DANGER Danger from freezing of exposed flesh within one minute.				GREAT DANGER Flesh may freeze within 30 seconds.			
	Trench foot and immersion foot may occur at any point on this chart.											

[This chart was developed by the U.S. Army Research Institute of Environmental Medicine, Natick, MA (Source: ACGIH Threshold Limit Values for Chemical Substances and Physical Agents)].

Local injury resulting from cold is included in the generic term frostbite. There are several degrees of tissue damage associated with frostbite. Frostbite of the extremities can be categorized into:

- *Frost Nip or Incipient Frostbite* - characterized by sudden blanching or whitening of skin.
- *Superficial Frostbite* - skin has a waxy or white appearance and is firm to the touch, but tissue beneath is resilient.
- *Deep Frostbite* - tissues are cold, pale, and solid; extremely serious injury.

Systemic hypothermia is caused by exposure to freezing or rapidly dropping temperature. It can be fatal. Its symptoms are usually exhibited in five stages: 1) shivering; 2) apathy, listlessness, sleepiness, and (sometimes) rapid cooling of the body to less than 95°F; 3) unconsciousness, glassy stare, slow pulse, and slow respiratory rate; 4) freezing of the extremities; and 5) death. Trauma sustained in freezing or sub-zero conditions requires special attention because an injured worker is predisposed to secondary cold injury. Special provisions must be made to prevent hypothermia and secondary freezing of damaged tissues in addition to providing for first aid treatment. To avoid cold stress, site personnel must wear protective clothing appropriate for the level of cold and physical activity. In addition to protective clothing, preventive safe work practices, additional training, and warming regimens may be utilized to prevent cold stress.

8.6 Safety Precautions for Cold Stress Prevention

For air temperature of 0°F or less, mittens should be used to protect the hands. For exposed skin, continuous exposure should not be permitted when air speed and temperature results in a wind chill temperature of -25°F.

At air temperatures of 36°F or less, field personnel who become immersed in water or whose clothing becomes wet must be immediately provided with a change of clothing and be treated for hypothermia.

If work is done at normal temperature or in a hot environment before entering the cold, the field personnel must ensure that their clothing is not wet as a consequence of sweating. Wet field personnel must change into dry clothes prior to entering the cold area.

If the available clothing does not give adequate protection to prevent hypothermia or frostbite, work must be modified or suspended until adequate clothing is made available or until weather conditions improve.

Field personnel handling evaporative liquid (e.g., gasoline, alcohol, or cleaning fluids) at air temperatures below 40°F must take special precaution to avoid soaking of clothing or gloves with the liquids because of the added danger of cold injury due to evaporative cooling.

8.7 Safe Work Practices

Direct contact between bare skin and cold surfaces (< 20°F) should be avoided. Metal tool handles and/or equipment controls should be covered by thermal insulating material.

For work performed in a wind chill temperature at or below 10°F, workers should be under constant protective observation (buddy system). The work rate should be established to prevent heavy sweating that will result in wet clothing. For heavy work, rest periods must be taken in heated shelters and workers should be provided with an opportunity to change into dry clothing if needed.

Field personnel should be provided the opportunity to become accustomed to cold-weather working conditions and required protective clothing. Work should be arranged in such a way that sitting or standing still for long periods is minimized.

During the warming regimen (rest period), field personnel should be encouraged to remove outer clothing to permit sweat evaporation or to change into dry work clothing. Dehydration, or loss of body fluids, occurs insidiously in the cold environment and may increase susceptibility to cold injury due to a significant change in blood flow to the extremities. Fluid replacement with warm, sweet drinks and soups is recommended. The intake of coffee should be limited because of diuretic and circulatory effects.

8.8 Biological Hazards

Biological hazards may include poison ivy, snakes, thorny bushes and trees, ticks, mosquitoes, spiders, and other pests.

8.8.1 Tick Borne Diseases

Lyme Disease - The disease commonly occurs in summer and is transmitted by the bite of infected ticks. "Hot spots" in the United States include New York, New Jersey, Pennsylvania, Massachusetts, Connecticut, Rhode Island, Minnesota, and Wisconsin.

Erlchiosis - The disease also commonly occurs in summer and is transmitted by the bite of infected ticks. "Hot spots" in the United States include New York, Massachusetts, Connecticut, Rhode Island, Minnesota, and Wisconsin.

These diseases are transmitted primarily by the deer tick, which is smaller and redder than the common wood tick. The disease may be transmitted by immature ticks, which are small and hard to see. The tick may be as small as a period on this page.

Symptoms of Lyme disease include a rash or a peculiar red spot, like a bull's eye, which expands outward in a circular manner. The victim may have headache, weakness, fever, a stiff neck, and swelling and pain in the joints, and eventually, arthritis. Symptoms of erlichiosis include muscle and joint aches, flu-like symptoms, but there is typically no skin rash.

Rocky Mountain Spotted Fever (RMSF) - This disease is transmitted via the bite of an infected tick. The tick must be attached 4 to 6 hours before the disease-causing organism (*Rickettsia rickettsii*) becomes reactivated and can infect humans. The primary symptom of RMSF is the sudden appearance of a moderate-to-high fever. The fever may persist for two to three weeks. The victim may also have a headache, deep muscle pain, and chills. A rash appears on the hands and feet on about the third day and eventually spreads to all parts of the body. For this reason, RMSF may be confused with measles or meningitis. The disease may cause death, if untreated, but if identified and treated promptly, death is uncommon.

Control - Tick repellant containing diethyltoluamide (DEET) should be used when working in tick-infested areas, and pant legs should be tucked into boots. In addition, workers should search the entire body every three or four hours for attached ticks. Ticks should be removed promptly and carefully without crushing, since crushing can squeeze the disease-causing organism into the skin. A gentle and steady pulling action should be used to avoid leaving the head or mouth parts in the skin. Hands should be protected with surgical gloves when removing ticks.

8.8.2 Poisonous Plants

Poisonous plants may be present in the work area. Personnel should be alerted to its presence and instructed on methods to prevent exposure.

Control - The main control is to avoid contact with the plant, cover arms and hands, and frequently wash potentially exposed skin. Particular attention must be given to avoiding skin contact with objects or protective clothing that have touched the plants. Treat every surface that may have touched the plant as contaminated, and practice contamination avoidance. If skin contact is made, the area should be washed immediately with soap and water and observed for signs of reddening.

8.8.3 Snakes

The possibility of encountering snakes exists, specifically for personnel working in wooded/vegetated areas. Snake venoms are complex and include proteins, some of which have enzymatic activity. The effects produced by venoms include neurotoxic effects with sensory, motor, cardiac, and respiratory difficulties; cytotoxic effects on red blood cells, blood vessels, heart muscle, kidneys, and lungs; defects in coagulation; and effects from local release of substances by enzymatic actions. Other noticeable effects of venomous snakebites include swelling, edema, and pain around the bite, and the development of ecchymosis (the escape of blood into tissues from ruptured blood vessels).

Control - To minimize the threat of snakebites, all personnel walking through vegetated areas must be aware of the potential for encountering snakes, and the need to avoid actions potentiating encounters, such as turning over logs, etc. If a snakebite occurs, an attempt should be made to safely identify the snake via size and markings. The victim must be transported to the nearest hospital within 30 minutes; first aid consists of applying a constriction band and washing the area around the wound to remove any unabsorbed venom.

8.8.4 Spiders

Personnel may encounter spiders during work activities.

Two spiders are of concern, the black widow and the brown recluse. Both prefer dark sheltered areas such as basements, equipment sheds and enclosures, and around woodpiles or other scattered debris. The black widow is shiny black, approximately one inch long, and found throughout the United States. There is a distinctive red hourglass marking on the underside of the black widows body. The bite of a black widow is seldom fatal to healthy adults, but effects include respiratory distress, nausea, vomiting, and muscle spasms. The brown recluse is smaller than the black widow and gets its name from its brown coloring and behavior. The brown recluse is more prevalent in the southern United States. The brown recluse has a distinctive violin shape on the top of

its body. The bite of the brown recluse is painful and the bite site ulcerates and takes many weeks to heal completely.

Control - To minimize the threat of spider bites, all personnel walking through vegetated areas must be aware of the potential for encountering these arachnids. Personnel need to avoid actions that may result in encounters, such as turning over logs, and placing hands in dark places such as behind equipment or in corners of equipment sheds or enclosures. If a spider bite occurs, the victim must be transported to the nearest hospital as soon as possible; first aid consists of applying ice packs and washing the area around the wound to remove any unabsorbed venom.

8.9 Noise

Exposure to noise over the OSHA action level can cause temporary impairment of hearing; prolonged and repeated exposure can cause permanent damage to hearing. The risk and severity of hearing loss increases with the intensity and duration of exposure to noise. In addition to damaging hearing, noise can impair voice communication, thereby increasing the risk of accidents on site.

Control - All personnel must wear hearing protection, with a Noise Reduction Rating (NRR) of at least 20, when noise levels exceed 85 dBA. When it is difficult to hear a co-worker at normal conversation distance, the noise level is approaching or exceeding 85 dBA, and hearing protection is necessary. All site personnel who may be exposed to noise must also receive baseline and annual audiograms and training as to the causes and prevention of hearing loss. Noise monitoring is discussed in Section 5.2, Noise Monitoring.

Whenever possible, equipment that does not generate excessive noise levels will be selected for this project. If the use of noisy equipment is unavoidable, barriers or increased distance will be used to minimize worker exposure to noise, if feasible.

8.10 Spill Control

All personnel must take every precaution to minimize the potential for spills during site operations. All on-site personnel shall immediately report any discharge, no matter how small, to the FS.

Spill control equipment and materials will be located on the site at locations that present the potential for discharge. All sorbent materials used for the cleanup of spills will be containerized and labeled appropriately. In the event of a spill, the FS will follow the provisions in Section 10.0, Emergency Procedures, to contain and control released materials and to prevent their spread to off-site areas.

8.11 Sanitation

Site sanitation will be maintained according to OSHA requirements.

8.11.1 Break Area

Breaks must be taken in the SZ, away from the active work area after site personnel go through decontamination procedures. There will be no smoking, eating, drinking, or chewing gum or tobacco in any area other than the SZ.

8.11.2 Potable Water

The following rules apply to all field operations:

- An adequate supply of potable water will be provided at each project site. Potable water must be kept away from hazardous materials or media, and contaminated clothing or equipment.
- Portable containers used to dispense drinking water must be capable of being tightly closed and must be equipped with a tap dispenser. Water must not be consumed directly from the container (drinking from the tap is prohibited) nor may it be removed from the container by dipping.
- Containers used for drinking water must be clearly marked and shall not be used for any other purpose.
- Disposable drinking cups must be provided. A sanitary container for dispensing cups and a receptacle for disposing of used cups is required.

8.11.3 Sanitary Facilities

Access to facilities for washing before eating, drinking, or smoking, or alternate methods such as waterless hand-cleaner and paper towels will be provided.

8.11.4 Lavatory

If permanent toilet facilities are not available, an appropriate number of portable chemical toilets will be provided. This requirement does not apply to mobile crews or to normally unattended site locations so long as employees at these locations have transportation immediately available to nearby toilet facilities.

8.12 Emergency Equipment

Adequate emergency equipment for the activities being conducted on site and as required by applicable sections of 29 CFR 1910 and 29 CFR 1926 will be on site prior to the commencement of project activities. Personnel will be provided with access to emergency equipment, including, but not limited to, the following:

- Fire extinguishers of adequate size, class, number, and location as required by applicable sections of 29 CFR 1910 and 1926;
- Industrial first aid kits of adequate size for the number of personnel on site; and
- Emergency eyewash and/or shower if required by operations being conducted on site.

8.13 Lockout/Tagout Procedures

Only fully qualified and trained personnel will perform maintenance procedures. Before maintenance begins, lockout/tagout procedures per OSHA 29 CFR 1910.147 will be followed.

Lockout is the placement of a device that uses a positive means, such as lock, to hold an energy or material-isolating device such that the equipment cannot be operated until the lockout device is removed. If a device cannot be locked out, a tagout system shall be used. Tagout is the placement of a warning tag on an energy or material isolating device indicating that the equipment controls may not be operated until the personnel who attached the tag remove the tag.

8.14 Electrical Safety

Electricity may pose a particular hazard to site workers due to the use of portable electrical equipment. If wiring or other electrical work is needed, a qualified electrician must perform it.

General electrical safety requirements include:

- All electrical wiring and equipment must be a type listed by Underwriters Laboratories (UL), Factory Mutual Engineering Corporation (FM), or other recognized testing or listing agency.
- All installations must comply with the National Electrical Safety Code (NESC), the National Electrical Code (NEC), or USCG regulations.
- Portable and semi-portable tools and equipment must be grounded by a multi-conductor cord having an identified grounding conductor and a multi-contact polarized plug-in receptacle.
- Tools protected by an approved system of double insulation, or its equivalent, need not be grounded. Double insulated tools must be distinctly marked and listed by UL or FM.
- Live parts of wiring or equipment must be guarded to prevent persons or objects from touching them.
- Electric wire or flexible cord passing through work areas must be covered or elevated to protect it from damage by foot traffic, vehicles, sharp corners, projections, or pinching.
- All circuits must be protected from overload.
- Temporary power lines, switchboxes, receptacle boxes, metal cabinets, and enclosures around equipment must be marked to indicate the maximum operating voltage.
- Plugs and receptacles must be kept out of water unless of an approved submersible construction.
- All extension cord outlets must be equipped with ground fault circuit interrupters (GFCI).
- Attachment plugs or other connectors must be equipped with a cord grip and be constructed to endure rough treatment.
- Extension cords or cables must be inspected prior to each use and replaced if worn or damaged. Cords and cables must not be fastened with staples, hung from nails, or suspended by bare wire.
- Flexible cords must be used only in continuous lengths without splice, with the exception of molded or vulcanized splices made by a qualified electrician.

8.15 Lifting Safety

Using proper lifting techniques may prevent back strain or injury. The fundamentals of proper lifting include:

- Consider the size, shape, and weight of the object to be lifted. A mechanical lifting device or additional persons must be used to lift an object if it cannot be lifted safely alone.
- The hands and the object should be free of dirt or grease that could prevent a firm grip.

- Gloves must be used, and the object inspected for metal slivers, jagged edges, burrs, or rough or slippery surfaces.
- Fingers must be kept away from points that could crush or pinch them, especially when putting an object down.
- Feet must be placed far enough apart for balance. The footing should be solid and the intended pathway should be clear.
- The load should be kept as low as possible, close to the body with the knees bent.
- To lift the load, grip firmly and lift with the legs, keeping the back as straight as possible.
- A worker should not carry a load that he or she cannot see around or over.
- When putting an object down, the stance and position are identical to that for lifting; the legs are bent at the knees, and the back is straight as the object is lowered.

8.16 Ladder Safety

When portable ladders are used for access to an upper landing surface, the ladder side rails shall extend at least 3 feet (9 m) above the upper landing surface to which the ladder is used to gain access; or, when such an extension is not possible because of the ladder's length, then the ladder shall be secured at its top to a rigid support that will not deflect, and a grasping device, such as a grabrail, shall be provided to assist employees in mounting and dismounting the ladder. In no case shall the extension be such that ladder deflection under a load would, by itself, cause the ladder to slip off its support.

- Ladders shall be maintained free of oil, grease, and other slipping hazards.
- Ladders shall not be loaded beyond the maximum intended load for which they were built, or beyond their manufacturer's rated capacity.
- Ladders shall be used only for the purpose for which they were designed.
- Non-self-supporting ladders shall be used at an angle such that the horizontal distance from the top support to the foot of the ladder is approximately one-quarter of the working length of the ladder (the distance along the ladder between the foot and the top support).
- Wood job-made ladders with spliced side rails shall be used at an angle such that the horizontal distance is one-eighth the working length of the ladder.
- Fixed ladders shall be used at a pitch no greater than 90 degrees from the horizontal, as measured to the back side of the ladder.
- Ladders shall be used only on stable and level surfaces unless secured to prevent accidental displacement.
- Ladders shall not be used on slippery surfaces unless secured or provided with slip-resistant feet to prevent accidental displacement. Slip-resistant feet shall not be used as a substitute for care in placing, lashing, or holding a ladder that is used upon slippery surfaces, including, but not limited to, flat metal or concrete surfaces that are constructed so they cannot be prevented from becoming slippery.
- Ladders placed in any location where they can be displaced by workplace activities or traffic, such as in passageways, doorways, or driveways, shall be secured to prevent accidental displacement, or a barricade shall be used to keep the activities or traffic away from the ladder.
- The area around the top and bottom of ladders shall be kept clear.

- The top of a non-self-supporting ladder shall be placed with the two rails supported equally unless it is equipped with a single support attachment.
- Ladders shall not be moved, shifted, or extended while occupied.
- Ladders shall have non-conductive side rails if they are used where the employee or the ladder could contact exposed energized electrical equipment.
- The top, top step, or the step labeled that it or any step above it should not be used as a step.
- Cross-bracing on the rear section of stepladders shall not be used for climbing unless the ladders are designed and provided with steps for climbing on both front and rear sections.
- Ladders shall be inspected by the HSM for visible defects on a daily basis and after any occurrence that could affect their safe use.
- Portable ladders with structural defects, such as, but not limited to, broken or missing rungs, cleats, or steps; broken or split rails; corroded components; or other faulty or defective components shall either be immediately marked in a manner that readily identifies them as defective or be tagged with "Do Not Use" or similar language and shall be withdrawn from service.
- Fixed ladders with structural defects, such as, but not limited to, broken or missing rungs, cleats, or steps; broken or split rails; or corroded components; shall be withdrawn from service.
- Ladder repairs shall restore the ladder to a condition meeting its original design criteria, before the ladder is returned to use.
- Single-rail ladders shall not be used.
- When ascending or descending a ladder, the user shall face the ladder.
- Each employee shall use at least one hand to grasp the ladder when progressing up and/or down the ladder.
- An employee shall not carry any object or load that could cause the employee to lose balance and fall.

8.17 Traffic Safety

The project site may be located adjacent to a public roadway where exposure to vehicular traffic is likely. Traffic may also be encountered as vehicles enter and exit the area. To minimize the likelihood of project personnel and activities being affected by traffic, the following procedures will be implemented.

Cones must be placed along the shoulder of the roadway starting 100 feet from the work area to alert passing motorists to the presence of personnel and equipment. A "Slow" or "Men Working" sign must be placed at the first cone. Barricades with flashing lights should be placed between the roadway and the work area.

During activities along a roadway, equipment will be aligned parallel to the roadway to the extent feasible, facing into the oncoming traffic so as to place a barrier between the work crew and the oncoming traffic. All crewmembers must remain behind the equipment and the traffic barrier.

All site personnel who are potentially exposed to vehicular traffic must wear an outer layer of orange warning garments, such as vests, jackets, or shirts. If work is performed in hours of dusk or darkness, workers will be outfitted with reflective garments either orange, white (including silver-coated reflective coatings or elements that reflect white light), yellow, fluorescent red-orange, or fluorescent yellow-orange.

The flow of traffic into and out of the adjacent business must be assessed, and precautions taken to warn motorists of the presence of workers and equipment. Where possible, vehicles should be aligned to provide physical protection of people and equipment.

9.0 SITE-SPECIFIC HAZARDS AND CONTROL MEASURES

9.1 Evaluation of Hazards

The evaluation of hazards is provided as a quick reference as to the known conditions for the Site, wherein the level of detail for each of the subsections is identified.

9.1.1 Hazard Characteristics

Existing information for Site:

☒ Detailed ☐ Preliminary ☐ None

Hazardous/Contaminated Material Form(s):

☒ Solid ☒ Liquid ☐ Sludge ☐ Gas ☒ Vapor

Containment Type(s):

☐ Drum ☐ Tank ☐ Pit ☒ Debris
☐ Pond ☐ Lagoon Other: Historic Fill

Hazardous Material Characteristics:

☒ Volatile ☐ Corrosive ☐ Reactive ☐ Radioactive
☐ Ignitable ☒ Toxic ☒ Unknown

Routes of Exposure:

☒ Oral ☒ Dermal ☒ Eye ☒ Respiratory

9.1.2 Potential Health and Safety Hazards

<input checked="" type="checkbox"/> Heat	<input type="checkbox"/> Congested areas
<input checked="" type="checkbox"/> Cold	<input checked="" type="checkbox"/> General Construction
<input type="checkbox"/> Confined space entry	<input checked="" type="checkbox"/> Physical injury
<input type="checkbox"/> Oxygen depletion	<input type="checkbox"/> Electrical hazards
<input type="checkbox"/> Asphyxiation	<input type="checkbox"/> Handling and product transfer
<input checked="" type="checkbox"/> Excavation	<input checked="" type="checkbox"/> Fire
<input checked="" type="checkbox"/> Cave-ins	<input checked="" type="checkbox"/> Explosion
<input checked="" type="checkbox"/> Falls, slippage	<input checked="" type="checkbox"/> Biological Hazards
	<input checked="" type="checkbox"/> Plants – Poison Ivy, Poison Oak
	<input checked="" type="checkbox"/> Insects – Ticks
	<input checked="" type="checkbox"/> Insects – Mosquitoes
	<input checked="" type="checkbox"/> Insects – Bees and Wasps
	<input checked="" type="checkbox"/> Rats and Mice
<input checked="" type="checkbox"/> Heavy equipment	<input type="checkbox"/> Non-ionizing Radiation (i.e. UV, IR,
etc.)	
<input type="checkbox"/> Other: Potential Ignition Hazard.	

9.2 Field Activities, Hazards, and Control Procedures

The following task-specific safety analyses identify potential health, safety, and environmental hazards associated with each type of field activity. Because of the complex and changing nature of field projects, supervisors must continually inspect the site to identify hazards that may affect on-site personnel, the community, or the environment. The FS must be aware of these changing conditions and discuss them with the PM whenever these changes impact employee health, safety, the environment, or performance of the project. The FS will keep on-site personnel informed of the changing conditions, and the PM will write and/or approve addenda or revisions to this HASP as necessary.

9.2.1 Mobilization/Construction Stakeout

Description of Tasks

Site mobilization will include establishing excavation locations, determining the location of utilities and other installations, and establishing work areas. Mobilization will also include setting up equipment and establishing a temporary site office. A break area will be set up outside of regulated work areas. Mobilization may involve clearing areas for the SZ and CRZ. During this initial phase, project personnel will walk the site to confirm the existence of anticipated hazards and identify safety and health issues that may have arisen since the writing of this plan.

Hazard Identification

The hazards of this phase of activity are associated with heavy equipment operation, manual materials handling, installation of temporary on-site facilities, and manual site preparation.

Manual materials handling and manual site preparation may cause blisters, sore muscles, and joint and skeletal injuries; and may present eye, contusion, and laceration hazards. Installation of temporary field office and support facilities may expose personnel to electrical hazards, underground and overhead utilities, and physical injury due to the manual lifting and moving of materials. The work area presents slip, trip, and fall hazards from scattered debris and irregular walking surfaces. Rainy weather may cause wet, muddy, slick walking surfaces, and unstable soil. Freezing weather hazards include frozen, slick, and irregular walking surfaces.

Environmental hazards include plants, such as poison ivy and poison oak; aggressive fauna, such as ticks, fleas, mosquitoes, wasps, spiders, and snakes; weather, such as sunburn, lightning, rain, and heat- or cold-related illnesses; and pathogens, such as rabies, Lyme disease, and blood-borne pathogens.

Controls

Control procedures for these hazards are discussed in Section 8.0, General Safety Practices.

9.2.2 Demolition/Site Clearing

Description of Tasks

Site clearance will involve manual or mechanical removal of objects impeding access to the construction footprint. These obstructions are both natural and man-made items and will include, but not be limited to, fabricated metal and concrete structures, trees, vegetation, rubble, and miscellaneous trash/debris.

Hazard Identification

Hazards associated with demolition and site clearance include personnel working in and around potentially unstable structures, or locations of potential contact with hazardous chemicals, utilities, and/or falling objects. This task will involve manual, as well as mechanical demolition/clearance efforts so exertion and equipment hazards exist.

Controls

PPE – Personnel shall be protected from hazards of irritant and toxic plants and suitably instructed in the first aid treatment available.

Preparatory Operations – Prior to permitting employees to start demolition operations, an engineering survey shall be made, by a licensed Professional Engineer, of the structure to determine the stability of the structure. Any adjacent structure shall where personnel may be exposed shall also be similarly checked. The PO shall have in writing evidence that such a survey has been performed. All structural instabilities shall be shored or braced, under the supervision of a licensed Professional Engineer, prior to access by an FP.

Utilities – All electric, gas, water, steam, sewer, and other service lines shall be shut off, capped, or otherwise controlled, outside the building line before demolition work is started. In each case, any utility company that is involved shall be notified in advance. If it is necessary to maintain any power, water or other utilities during demolition, such lines shall be temporarily relocated, as necessary.

Hazardous Substances – It shall also be determined if any type of hazardous chemicals, gases, explosives, flammable materials, or similarly dangerous substances have been used in any pipes, tanks, or other equipment on the property. When the presence of any such substances is apparent or suspected, testing and purging shall be performed and the hazard eliminated before demolition is started.

Falling Debris/Objects – No material shall be dropped to any point lying outside the exterior walls of the structure unless the area is effectively protected. Access to the area where falling objects/debris may be encountered must be gated and controlled.

Structural Collapse – Structural or load supporting members on any floor shall not be cut or removed until all stories above such a floor have been demolished and removed. Walls, which are to serve as retaining walls against which debris will be piled, shall not be so used unless capable of safely supporting the imposed load. Mechanical equipment shall not be used on floors or working surfaces unless such floors or surfaces are not of sufficient strength to support the imposed load.

Rollover Guards – All equipment used in site clearing operations shall be equipped with rollover guards meeting the applicable requirements. In addition, rider-operated equipment shall be equipped with an overhead and rear canopy guard meeting the applicable requirements.

Inspections – During demolition, continuing inspections by a licensed Professional Engineer shall be made as the work progresses to detect hazards resulting from weakened or deteriorated floors, walls, or loosened material. No FP shall be permitted

to work where such hazards exist until they are corrected by shoring, bracing, or other effective means.

9.2.3 Excavation and Cut/Fill Operations

9.2.3.1 Excavation/Trenching

Description of Tasks

This task includes the excavation of contaminated soils and superficial debris. Excavation depths vary across the site.

Hazard Identification

The hazards of this activity are associated with heavy equipment operation, subsurface intrusion, manual materials handling, stockpiling, and disposal. Subsurface intrusion presents hazards associated with negotiating buried utilities, cave-ins of the excavated areas, and regress methods for personnel working inside the excavated areas. Disruption of contaminated soil also presents a health hazard.

Controls

Underground Utilities – The estimated locations of utility installations, such as sewer, telephone, fuel, electric, water lines, or any other underground installations that reasonably may be expected to be encountered during the excavation work, shall be determined prior to opening an excavation. Utility companies or owners shall be contacted (“Call Before You Dig”) within established or customary local response times, advised of the proposed work, and asked to establish the location of the utility underground installations prior to the start of actual excavation.

When excavation operations approach the estimated location of underground installations, the exact location of the installations shall be determined by safe and acceptable means. While the excavation is open, underground installations shall be protected, supported, or removed, as necessary, to safeguard site personnel.

Cave-Ins – Project personnel in an excavation shall be protected from cave-ins by an adequate protective system, except when:

- Excavations are made entirely in stable rock or excavations are less than five feet in depth and examination of the ground by the SSO provides no indication of a potential cave-in.
- Protective systems shall have the capacity to resist, without failure, all loads that are intended or could reasonably be expected to be applied or transmitted to the system.

Project personnel shall be protected from excavated or other materials or equipment that could pose a hazard by falling or rolling into excavations. Protection shall be provided by placing and keeping such materials or equipment at least two feet from the edge of excavations, or by the use of retaining devices that are sufficient to prevent materials or equipment from falling or rolling into excavations, or by a combination of both if necessary.

Daily inspections of excavations, the adjacent areas, and protective systems shall be made by the SSO for evidence of a situation that could result in possible cave-ins,

indications of failure of protective systems, hazardous atmospheres, or other hazardous conditions. An inspection shall be conducted by the SSO prior to the start of work and as needed throughout operations. Inspections shall also be made after every rainstorm or other hazard-increasing occurrence. These inspections are only required when project personnel exposure can be reasonably anticipated.

Where the SSO finds evidence of a situation that could result in a possible cave-in, indications of failure of protective systems, hazardous atmospheres, or other hazardous conditions, exposed personnel shall be removed from the hazardous area until the necessary precautions have been taken to ensure their safety.

Excavation Egress – A stairway, ladder, ramp, or other safe means of egress shall be located in trench excavations that are four feet or more in depth so as to require no more than 25 feet or lateral travel for project personnel.

9.2.3.2 Heavy Equipment Operation

Description of Tasks

Heavy equipment to be used for this task include, but are not limited to, excavators, dozers, dump trucks, and water sprayers (if required).

Hazard Identification

The most common type of accident that occurs in material handling operations is the “caught between” situation when a load is being handled and an object gets caught between two moving parts of the equipment. Operation of the heavy construction equipment may produce harmful noise.

Controls

Equipment Inspection – All vehicles in use shall be checked prior to operation to ensure that all parts, equipment, and accessories that affect safe operations are in proper operating condition and free from defects. All defects shall be corrected before the vehicle is placed in service.

Ground Guides – No personnel shall use any motor vehicle, earthmoving, or compacting equipment having an obstructed view to the rear, unless:

- The vehicle has a reverse signal alarm distinguishable from the surrounding noise level; or
- The vehicle is backed up only when an observer signals that it is safe to do so.

Blocking – Heavy machinery, equipment, or parts thereof that are suspended or held aloft shall be substantially blocked to prevent falling or shifting before employees are permitted to work under or between them.

Noise – Control measures for noise are addressed in Section 4.9.

Traffic – Control measures for traffic are addressed in Section 8.17.

9.2.3.3 Disturbance/Handling of Contaminated Material

Description of Tasks

After the contaminated soil is excavated from below the Site’s surface, the material will be stockpiled, dried, and either transported offsite or relocated and backfilled on site.

Hazard Identification

The hazards associated with materials handling include contact of the contaminated material with project personnel, or cross contamination with other site soil.

Controls

Cross Contamination – Following excavation, contaminated soil stockpiles will be placed on a structure constructed to separate the material from the site soil and collect any groundwater leachate. The material shall be covered to prevent storm water erosion or migration of contaminants through storm water.

Air Monitoring – Air and particulate monitoring will be conducted during soil excavation activities to assess the potential for exposure to airborne COCs. If the results of air monitoring indicate the presence of organic vapors or particulates in a concentration causing concern, personnel will upgrade to Level C protection. Refer to Section 5.1, Air Monitoring, for a description of air monitoring requirements and action levels. A description of each level of personal protection is included in Section 4.0, Personal Protective Equipment.

Traffic – Control measures for traffic are addressed in Section 8.17.

9.2.4 Drilling/Subsurface Intrusion Activities

Description of Tasks

This component of work includes the project tasks of delineation and sampling the PCB-impacted soil, installation of the groundwater cutoff wall, and in-situ soil grouting. Geotechnical testing of the grout and existing site soils will also be conducted.

Hazard Identification

The primary physical hazards for this activity are associated with the use of soil boring and grouting equipment. The equipment is hydraulically powered and uses static force and dynamic percussion force to advance sampling and penetrating tubes.

Accidents can occur as a result of improperly placing the equipment on uneven or unstable terrain or failing to adequately secure the equipment prior to the start of operations. Overhead utility lines can create hazardous conditions if contacted by the equipment. Underground installations such as electrical lines, conduit, and product lines pose a significant hazard if contacted.

Controls

Geoprobe and Drill Rig Safety Procedures - The operator of the equipment must possess required state or local licenses to perform such work. All members of the crew shall receive site-specific training prior to beginning work.

The operator is responsible for the safe operation of the rig, as well as the crew's adherence to the requirements of this HASP. The operator must ensure that all safety equipment is in proper condition and is properly used. The members of the crew must follow all instructions of the operator, wear all personal protective equipment, and be aware of all hazards and control procedures. The operator and crew must participate in the Daily Safety Meetings and be aware of all emergency procedures.

Equipment Inspection - Each day, prior to the start of work, the rig and associated equipment must be inspected by the operator. The following items must be inspected:

- Vehicle condition;
- Proper storage of equipment;
- Condition of all hydraulic lines;
- Fire extinguisher; and
- First aid kit.

Equipment Set Up - The drill rig must be properly blocked and leveled prior to raising the derrick. The wheels which remain on the ground must be chocked. The leveling jacks shall not be raised until the derrick is lowered. The rig shall be moved only after the derrick has been lowered.

All well sites will be inspected by the driller prior to the location of the rig to verify a stable surface exists. This is especially important in areas where soft, unstable terrain is common.

The drill rig must be properly blocked and leveled prior to raising the derrick. Blocking provides a more stable drilling structure by evenly distributing the weight of the rig. Proper blocking ensures that differential settling of the rig does not occur.

When the ground surface is soft or otherwise unstable, wooden blocks, at least 24" by 24" and 4" to 8" thick shall be placed between the jack swivels and the ground. The emergency brake shall be engaged, and the wheels that are on the ground shall be chocked.

Rules for Intrusive Activity - Before beginning any intrusive activity, the existence and location of underground pipe, conduit, electrical equipment, and other installations will be determined. This will be done, if possible, by contacting the appropriate client representative to mark the location of the lines. "Call Before You Dig" will verify the potential for encountering subsurface utilities. If the client's knowledge of the area is incomplete, an appropriate device, such as a magnetometer, will be used to locate the line.

Combustible gas readings of the general work area will be made regularly in areas where and/or during operations when the presence of flammable vapors or gases is suspected, such as during intrusive activities (see Section 5.1). Operations must be suspended and corrective action taken if the airborne flammable concentration reaches 10% of the LEL in the immediate area (a one-foot radius) of the point of drilling, or near any other ignition sources.

Overhead Electrical Clearances - If equipment is operated in the vicinity of overhead power lines, the power to the lines must be shut off or the equipment must be positioned and blocked such that no part, including cables, can come within the minimum clearances as follows:

Nominal Voltage	System	Minimum Clearance	Required
0-50kV		10 feet	
51-100kV		12 feet	
101-200kV		15 feet	
201-300kV		20 feet	
301-500kV		25 feet	
501-750kV		35 feet	
751-1,000kV		45 feet	

When the drill rig is in transit, with the boom lowered and no load, the equipment clearance must be at least 4 feet for voltages less than 50kV, 10 feet for voltages of 50 kV to 345 kV, and 16 feet for voltages above 345 kV.

Hoisting Operations - Drillers should never engage the rotary clutch without watching the rotary table, and ensuring it is clear of personnel and equipment.

Unless the drawworks is equipped with an automatic feed control, the brake should not be left unattended without first being tied down.

Drill pipe, auger strings or casing should be picked up slowly. Drill pipe should not be hoisted until the driller is sure that the pipe is latched in the elevator, or the derrickman has signaled that he may safely hoist the pipe.

During instances of unusual loading of the derrick or mast, such as when making an unusually hard pull, only the driller should be on the rig floor; no one else should be on the rig or derrick.

The brakes on the drawworks of the drill rig should be tested by the driller each day. The brakes should be thoroughly inspected by a competent individual each week.

A hoisting line with a load imposed should not be permitted to be in direct contact with any derrick member or stationary equipment, unless it has been specifically designed for line contact.

Workers should never stand near the borehole whenever any wire line device is being run.

Hoisting control stations should be kept clean and controls labeled as to their functions.

Catline Operations - Only experienced workers will be allowed to operate the cathead controls. The kill switch must be clearly labeled and operational prior to operation of the catline. The cathead area must be kept free of obstructions and entanglements.

The operator should not use more wraps than necessary to pick up the load. More than one layer of wrapping is not permitted.

Personnel should not stand near, step over, or go under a cable or catline which is under tension.

Employees rigging loads on catlines shall:

- Keep out from under the load;
- Keep fingers and feet where they will not be crushed;
- Be sure to signal clearly when the load is being picked;
- Use standard visual signals only and not depend on shouting to coworkers; and
- Make sure the load is properly rigged, since a sudden jerk in the catline will shift or drop the load.

Wire Rope - When two wires are broken or rust or corrosion is found adjacent to a socket or end fitting, the wire rope shall be removed from service or re-socketed. Special attention shall be given to the inspection of end fittings on boom support, pendants, and guy ropes.

Wire rope removed from service due to defects shall be cut up or plainly marked as being unfit for further use as rigging.

Wire rope clips attached with U-bolts shall have the U-bolts on the dead or short end of the rope; the clip nuts shall be re-tightened immediately after initial load carrying use and at frequent intervals thereafter.

When a wedge socket fastening is used, the dead or short end of the wire rope shall have a clip attached to it or looped back and secured to itself by a clip; the clip shall not be attached directly to the live end.

Protruding ends of strands in splices on slings and bridles shall be covered or blunted.

Except for eye splices in the ends of wires and for endless wire rope slings, wire rope used in hoisting, lowering, or pulling loads, shall consist of one continuous piece without knot or splice.

An eye splice made in any wire rope shall have not less than five full tucks.

Wire rope shall not be secured by knots. Wire rope clips shall not be used to splice rope.

Eyes in wire rope bridles, slings, or bull wires shall not be formed by wire clips or knots.

Pipe/Auger Handling - Pipe and auger sections shall be transported by cart or carried by two persons. Individuals should not carry auger or pipe sections without assistance.

Workers should not be permitted on top of the load during loading, unloading, or transferring of pipe or rolling stock.

Employees should be instructed never to try to stop rolling pipe or casing; they should be instructed to stand clear of rolling pipe.

Slip handles should be used to lift and move slips. Employees are not permitted to kick slips into position.

When pipe is being hoisted, personnel should not stand where the bottom end of the pipe could whip and strike them.

Pipe and augers stored in racks, catwalks or on flatbed trucks should be secured to prevent rolling.

9.2.5 Subsurface Chemical Sample Collection/Analysis

Description of Tasks

This sub-task consists of the collection of soil samples for subsequent field and laboratory analysis. The physical hazards of soil sampling are primarily associated with the sample collection methods, procedures utilized, and the environment itself.

Hazard Identification

Incidental contact with COCs is the primary hazard associated with sampling the stabilized material. This contact may occur through the manipulation of sample media and equipment, manual transfer of media into sample containers, and proximity of operations to the breathing zone. The primary hazards associated with these sampling procedures are not potentially serious; however, other operations in the area, or the conditions under which samples must be collected, may present chemical and physical hazards. The hazards directly associated with sampling procedures are generally limited to strains/sprains and potential eye hazards. Potential chemical hazards may include contact with media containing site COCs and potential contact with chemicals used for equipment decontamination.

Controls

PPE – To control dermal exposure during sampling activities, a minimum of Level D protection will be worn. If necessary, based on field observations and site conditions, air monitoring may be conducted during sediment sampling activities. If the results of air monitoring indicate the presence of airborne contaminants in a concentration causing concern, personnel will upgrade to Level C protection. Refer to Section 5.1, Air Monitoring, for a description of air monitoring requirements and action levels. A description of each level of personal protection is included in Section 4.0, Personal Protective Equipment.

9.2.6 UST Closure

9.2.6.1 Working in Confined Spaces

Description of Tasks

The project will involve the closure of several USTs.

Hazard Identification

Closure activities may require the entrance into confined spaces to facilitate cleaning and removal of the USTs.

Controls

All personnel required to enter into confined or enclosed spaces must be instructed as to the nature of the hazards involved, the necessary precautions to be taken, and in the use of required protective and emergency equipment. The PO shall comply with all specific regulations that apply to work in dangerous or potentially dangerous areas.

9.2.6.2 Working with Compressed Air

Description of Tasks

The proposed method of purging the USTs includes the injection of compressed gas into the tank and attached piping network.

Hazard Identification

Uncontrolled release of the highly pressured air can cause injury to FP during this task. Cylinders must also be properly managed to ensure they are not compromised during storage and/or use.

Controls

Pressure Regulation – Compressed air used for cleaning purposes shall be reduced to less than 30 pounds per square inch and then only with effective chip guarding and personal protective equipment.

Cylinder Storage – Valve protection caps shall be in place and secured when compressed gas cylinders are transported, moved, or stored. Cylinder valves shall be closed when work is finished and when cylinders are empty or are moved. Compressed gas cylinders shall be secured in an upright position at all times, except if necessary for short periods of time when cylinders are actually being hoisted or carried. Cylinders shall be placed in a location where they cannot become part of an electrical circuit.

9.2.7 Site Capping System Construction

Refer to Section 8.0 for general safety procedures.

9.2.8 Creek Relocation

Refer to Section 8.0 for general safety procedures.

9.2.9 Decontamination

All equipment will be decontaminated before leaving the site. Personnel involved in decontamination activities may be inadvertently exposed to skin contact with contaminated materials and chemicals brought from the EZ. Personnel involved in decontamination activities must wear PPE that is, at a minimum, one level below the level worn by personnel working in the EZ.

9.2.10 Demobilization

Demobilization involves the removal of all tools, equipment, supplies, and vehicles brought to the site. The hazards of this phase of activity are associated with heavy equipment operation and manual materials handling.

Manual materials handling may cause blisters, sore muscles, and joint and skeletal injuries; and may present eye, contusion, and laceration hazards. Heavy equipment operation presents noise and vibration hazards, and hot surfaces, to operators. Personnel in the vicinity of heavy equipment operation may be exposed to physical hazards resulting in fractures, contusions, and lacerations and may be exposed to high noise levels. The work area presents slip, trip, and fall hazards from scattered debris and irregular walking surfaces. Rainy weather may cause wet, muddy, slick walking surfaces, and unstable soil. Freezing weather hazards include frozen, slick, and irregular walking surfaces.

Environmental hazards include plants, such as poison ivy and poison oak; aggressive fauna, such as ticks, fleas, mosquitoes, wasps, spiders, and snakes; weather, such as sunburn, lightning, rain, and heat-or cold-related illnesses; and pathogens, such as rabies, Lyme disease, and blood-borne pathogens.

Control procedures for these hazards are discussed in Section 8.0, General Safety Practices.

9.3 Chemical Hazards

The chemical hazards associated with site operations are related to inhalation, ingestion, and skin exposure to site COCs. Concentrations of airborne COCs during site tasks may be measurable and will require air monitoring during certain operations. Air monitoring requirements for site tasks are outlined in Section 5.1.

COCs at the site include heavy metals, some VOC compounds, some SVOC compounds and potentially other industrial chemicals including PCBs and pesticides.

The potential for inhalation of site COCs is low. The potential for dermal contact with soils containing site COCs during remedial operations is moderate. Table 6 lists the primary contaminants that have been identified at the Site and the media in which they are present.

Table 6 – List of Primary Contaminants

Media: Soil		
Metals	Highest Concentration (mg/kg)	Applicable Monitoring Instrument
Copper	61.8	Not Applicable
Lead	67.4	Not Applicable
Nickel	35.7	Not Applicable
Zinc	240	Not Applicable
SVOCs	Concentration (mg/kg)	Applicable Monitoring Instrument
Acenaphthene	770	Not Applicable
Anthracene	900	Not Applicable
Benzo(a)Pyrene	38	Not Applicable
Benzo(a)Anthracene	160	Not Applicable
Benzo(b)Fluoranthene	69	Not Applicable
Benzo(k)Fluoranthene	24	Not Applicable
Chrysene	160	Not Applicable
Dibenzo(a,h)Anthracene	3.6	Not Applicable
Dibenzofuran	600	Not Applicable
Fluoranthene	960	Not Applicable
Fluorene	850	Not Applicable
Indeno(1,2,3-c,d)Pyrene	9.2	Not Applicable
Naphthalene	720	Not Applicable
Phenanthrene	2400	Not Applicable
Pyrene	630	Not Applicable

PCBs		
Aroclor 1260	0.36	Not Applicable
Pesticides	Concentration (mg/kg)	Applicable Monitoring Instrument
4,4-DDD	0.013	Not Applicable
4,4-DDE	0.0052	Not Applicable
Dieldrin	0.0082	Not Applicable

Media: Soil Vapor		
Volatile Organic Compounds	Highest Concentration (ug/m3)	Applicable Monitoring Instrument
Benzene	41	PID
Butadiene	13	PID
Chloroform	40	PID

10.0 EMERGENCY PROCEDURES

10.1 General

Prior to the start of operations, the work area will be evaluated for the potential for fire, contaminant release, or other catastrophic event. Unusual conditions or events, activities, chemicals, and conditions will be reported to the FS/SSO immediately.

The FS/SSO will establish evacuation routes and assembly areas for the site. All personnel entering the site will be informed of this route and the assembly area.

10.2 Emergency Response

If an incident occurs, the following steps will be taken:

- The FS/SSO will evaluate the incident and assess the need for assistance and/or evacuation;
- The FS/SSO will call for outside assistance as needed;
- The FS/SSO will ensure the PM is notified promptly of the incident; and
- The FS/SSO will take appropriate measures to stabilize the incident scene.

10.2.1 Fire

In the case of a fire at the site, the FS/SSO will assess the situation and direct fire-fighting activities. The FS/SSO will ensure that the PM is immediately notified of any fires. Site personnel will attempt to extinguish the fire with available extinguishers, if safe to do so. In the event of a fire that site personnel are unable to safely extinguish with one fire extinguisher, the local fire department will be summoned.

10.2.2 Contaminant Release

In the event of a contaminant release, the following steps will be taken:

- Notify FS/SSO immediately;
- Evacuate immediate area of release;
- Conduct air monitoring to determine needed level of PPE; and
- Don required level of PPE and prepare to implement control procedures.

The FS/SSO has the authority to commit resources as needed to contain and control released material and to prevent its spread to off-site areas.

10.3 Medical Emergency

All employee injuries must be promptly reported to the SSO/FS, who will:

- Ensure that the injured employee receives prompt first aid and medical attention;
- In emergency situations, the worker is to be transported by appropriate means to the nearest urgent care facility (normally a hospital emergency room); and
- If the injured person is a SESI employee, notify SESI at 973-808-9050.

10.3.1 Emergency Care Steps

Survey the scene. Determine if it is safe to proceed. Try to determine if the conditions that caused the incident are still a threat. Protect yourself from exposure before attempting to rescue the victim.

- Do a primary survey of the victim. Check for airway obstruction, breathing, and pulse. Assess likely routes of chemical exposure by examining the eyes, mouth, nose, and skin of the victim for symptoms.
- Phone Emergency Medical Services (EMS). Give the location, telephone number used, caller's name, what happened, number of victims, victim's condition, and help being given.
- Maintain airway and perform rescue breathing as necessary.
- Perform CPR as necessary.
- Do a secondary survey of the victim. Check vital signs and do a head-to-toe exam.

Treat other conditions as necessary. If the victim can be moved, take him/her to a location away from the work area where EMS can gain access.

10.4 First Aid - General

All persons must report any injury or illness to their immediate supervisor or the FS. Trained personnel will provide first aid. Injuries and illnesses requiring medical treatment must be documented. The FS and SSO must fill out an accident/incident report as soon as emergency conditions no longer exist and first aid and/or medical treatment has been ensured. The report must be completed and submitted to the PM within 24 hours after the incident.

If first-aid treatment is required, first aid kits are kept at the CRZ. If treatment beyond first aid is required, the injured person(s) should be transported to the medical facility. If the injured person is not ambulatory or shows any sign of not being in a comfortable and

stable condition for transport, then an ambulance/paramedics should be summoned. If there is any doubt as to the injured worker's condition, it is best to let the local paramedic or ambulance service examine and transport the worker.

10.4.1 First Aid - Inhalation

Any employee complaining of symptoms of chemical overexposure as described in Section 4, General Site Safety Procedures, will be removed from the work area and transported to the designated medical facility for examination and treatment.

10.4.2 First Aid - Ingestion

Call EMS and consult a poison control center for advice. If available, refer to the MSDS for treatment information. If the victim is unconscious, keep them on their side and clear the airway if vomiting occurs.

10.4.3 First Aid - Skin Contact

Project personnel who have had skin contact with contaminants will, unless the contact is severe, proceed through the CRZ, to the wash area. Personnel will remove any contaminated clothing, and then flush the affected area with water for at least 15 minutes. The worker should be transported to the medical facility if he/she shows any sign of skin reddening, irritation, or if he/she requests a medical examination.

10.4.4 First Aid - Eye Contact

Project personnel who have had contaminants splashed in their eyes or who have experienced eye irritation while in the EZ, must immediately proceed to the eyewash station in the CRZ. Do not decontaminate prior to using the eyewash. Remove whatever protective clothing is necessary to use the eyewash. Flush the eye with clean running water for at least 15 minutes. Arrange prompt transport to the designated medical facility.

10.5 Reporting Injuries, Illnesses, and Safety Incidents

Injuries and illnesses, however minor, will be reported to the FS immediately. The FS will complete an injury report and submit it to the HSM, and the PM by end of shift.

10.6 Emergency Information

The means to summon local public response agencies such as police, fire, and ambulance will be reviewed in the daily safety meeting. These agencies are identified in Table 7.

Table 7 – Emergency Contacts

Local Emergency Contacts	Telephone No.
EMERGENCY	911
Montefiore New Rochelle Hospital	(914) 632-5000
Police Emergency	911
Fire Emergency	911
Rescue Squad	911
Ambulance	911
Miscellaneous Contacts	Telephone No.
N.Y. Poison Control Center	(800) 222-1222
National Response Center and Terrorist	(800) 424-8802

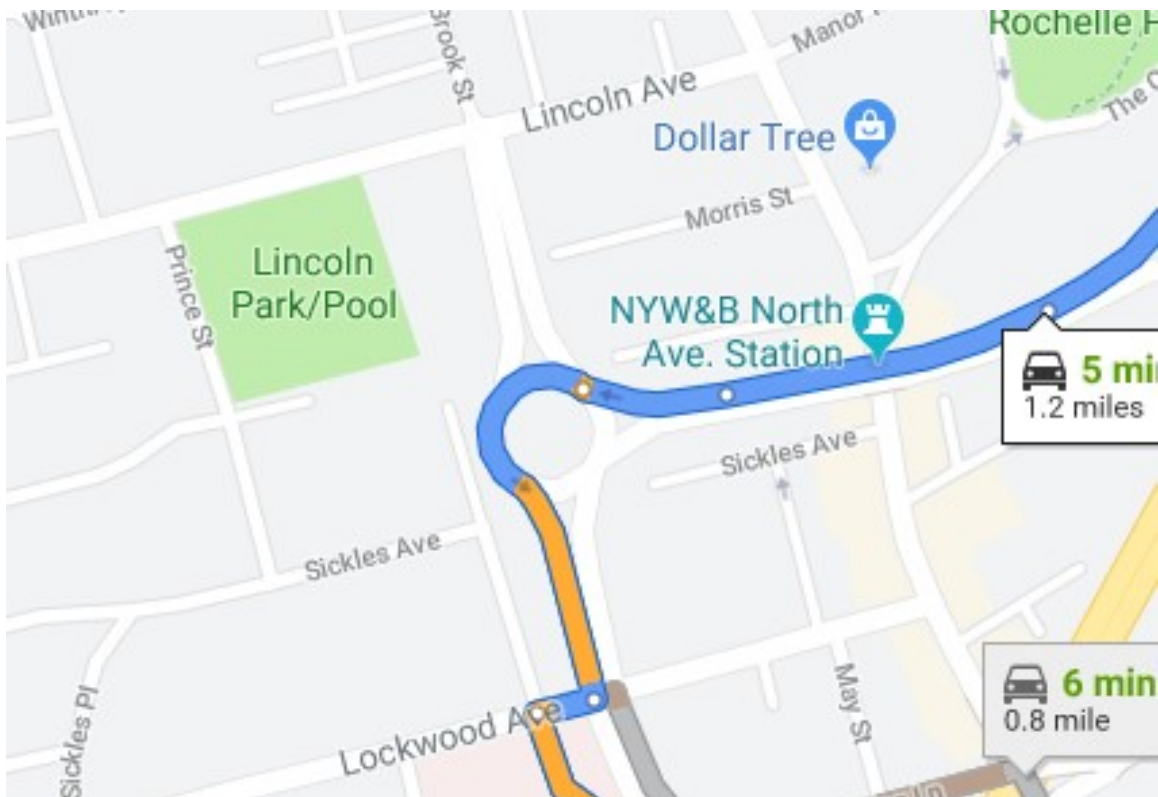
Hotline	
Center for Disease Control	(800) 311-3435
Utility Mark-Out	(800) 962-7962

10.6.1 Directions to Hospital

Montefiore New Rochelle Hospital
16 Guion Place, New Rochelle, NY 10801
(914) 632-5000

Directions to Hospital:

1. Head northeast on Renewal Pl toward Commerce Dr
 2. Turn right onto Cedar St
 3. Use the left lane to turn left onto Radisson Plaza
 - Continue on River St. Take Cedar St, Memorial Hwy and Norman Rockwell Blvd to Guion Pl
 4. Turn left onto River St
 5. Merge onto Cedar St
 6. Continue straight
 7. Continue onto Memorial Hwy
 8. Continue onto Norman Rockwell Blvd
 9. At the traffic circle, take the 2nd exit and stay on Norman Rockwell Blvd
 10. Turn left at the 1st cross street onto Guion Pl
- Destination will be on the right



11.0 LOGS, REPORTS, AND RECORD KEEPING

The following is a summary of required health and safety logs, reports, and record keeping for the operations at the subject site.

11.1 HASP Field Change Request

To be completed for initiating a change to the HASP. PM approval is required. The original will be kept in the project file (See Attachment 3).

11.2 Medical and Training Records

The HSM must obtain and keep a log of personnel meeting appropriate training and medical qualifications for the site work. The log will be kept in the project file. Each company's Human Resources Department will maintain medical records, in accordance with 29 CFR 1910.1020.

11.3 Exposure Records

Any personnel monitoring results, laboratory reports, calculations, and air sampling data sheets are part of an employee exposure record. These records will be kept in accordance with 29 CFR 1910.1020. For SESI employees, the originals will be sent to the Human Resources Manager. For subcontractor employees, the original file will be sent to the subcontractor employer with a copy maintained in the SESI project file.

11.4 Accident/Incident Report

Any accident/incident reports must be completed following procedures given in Section 10.5 of this HASP. The originals will be sent to the HSM for maintenance. A copy of the forms will be kept in the project file. (See Attachment 4)

11.5 OSHA Form 200

An OSHA Form 200 (Log of Occupational Injuries and Illnesses) will be kept at the project site. All recordable injuries or illnesses will be recorded on this form. At the end of the project, the original will be sent to the Human Resources Manager for maintenance. Subcontractor employees must also meet the requirements of maintaining an OSHA 200 Form. The accident/incident report meets the requirements of the OSHA Form 101 (Supplemental Record), which must be maintained with the OSHA Form 200 for all recordable injuries or illnesses.

11.6 On-Site Health and Safety Field Logbooks

The HSM or designee will maintain an on-site health and safety log book in which daily Site conditions, activities, personnel, and significant events will be recorded. Calibration records and personnel monitoring results, if available, will also be recorded in the field logbook. The original logbook will be kept in the project file.

Whenever any personnel monitoring is conducted onsite, the monitoring results will be noted in the filed logbook. These will become part of the exposure records file and will be maintained by the HSM.

A signatory page is included (See Attachment 5) and is to be signed by those working on and/or visiting the site.

11.7 Material Safety Data Sheets

Material Safety Data Sheets (MSDS) will be obtained and kept on file at the project site for each hazardous chemical brought to, use, or stored at the Site (See Attachment 6).

12.0 COVID-19 RESPONSE ACTION PLAN

SESI is concerned with the safety and well-being of its employees, vendors, subcontractors, and others with access to its offices and job sites, with particular emphasis on the unique challenges posed by COVID-19.

SESI has established the following protocols in keeping with the recommendations of the CDC and other sources including State Governor Executive Orders for work taking place on construction sites.

We request that all SESI employees, vendors, and subcontractors help with our prevention efforts while at work. In order to minimize the spread of COVID-19, we must all cooperate in doing the following:

- Frequently wash your hands with soap and water for at least 20 seconds. When soap and running water are unavailable, use an alcohol-based hand rub with at least 60% alcohol. Always wash hands that are visibly soiled.
- Cover your mouth and nose with a tissue when you cough or sneeze or use the inside of your elbow.
- Discourage handshaking, avoid touching your eyes, nose, or mouth with unwashed hands.
- Limit the sharing of tools, machinery, equipment, phones, desks, and computers.
- Wear cloth face coverings on all construction sites.
- Avoid close contact with people who are sick.
- Employees who have symptoms (i.e., fever, cough, or shortness of breath) should notify their supervisor and stay home—DO NOT GO TO WORK.
- Sick employees should follow CDC-recommended steps. Employees should not return to work until the criteria to discontinue home isolation are met, in consultation with healthcare providers and state and local health departments.

The following are the specific jobsite protocols and response actions to be taken in the event someone on site has been in contact with, or has themselves, the COVID-19 virus:

OFFICE/JBSITE PROTOCOL

- If an employee/worker exhibits COVID-19 symptoms, the employee/worker must remain at home until he or she is symptom free for 72 hours (3 full days) without the use of fever-reducing or other symptom-altering medicines (e.g. acetaminophen, cough suppressants). SESI will similarly require an employee or worker that reports to work with symptoms to return home until they are symptom free for 72 hours (3 full days).
- Limit person to person contact, and when unavoidable, maintain CDC distancing guidelines.

- Avoid eating lunch in groups.
- Avoid in-person meetings if possible. If an in-person meeting is necessary, conduct it in a well-ventilated area with enough space for attendees to distance themselves from one another. Field jobsite meetings should be conducted in smaller group meetings (no more than 5 persons when possible) versus one large meeting.
- Only workers necessary to the execution of the work should be at the jobsites. No non-essential visitors should be permitted at the worksite.

RESPONSE ACTION TRIGGER EVENTS:

- an employee/worker at work has tested positive for COVID-19
- an employee/worker at work has suspected, but unconfirmed, case of COVID-19
- an employee/worker self-reported that they came in contact with someone who had a presumptive positive case of COVID-19
- an employee/worker has been exposed to the virus but only found out after they have interacted with others

RESPONSE ACTIONS:

- Upon occurrence of any of the Trigger Events above, employees/subcontractors shall notify SESI Management about the suspected employee/worker infected with, or exposed to, COVID-19.
- SESI Management will investigate the incident to confirm the report is valid.
- Employees/Subcontractors shall investigate their respective infected employee(s) and report the following to SESI Management and HR:
 - a) Identify all individuals who worked in proximity (six feet) of the infected employee/worker,
 - b) Employee(s)/Worker(s) infected with the COVID-19 virus, and employee(s)/worker(s) that came in contact with the infected employee/worker shall be sent home for a period of 14 days,
 - c) Do not identify the infected employee/worker by name to avoid violation of privacy/confidentiality laws, and,
 - d) Keep SESI Management informed of progress and updates.
- If an infected person was in the office, SESI will clean and disinfect common areas and surfaces, in accordance with CDC recommendations.
- SESI Management will notify affected employees/workers of the Trigger Event and instruct them to take the response actions above.
- **SESI Management policy requires written documentation from a health care professional, that confirmed infected employees can return to work.**

Except for circumstances in which SESI is legally required to report workplace occurrences of communicable disease, the confidentiality of all medical conditions will be maintained in accordance with applicable law and to the extent practical under the circumstances. When required, the number of persons who will be informed of an employee's/worker's condition will be kept at the minimum needed to appropriately notify other potentially affected employees/workers of Trigger Events and to attempt to minimize the potential for transmission of the virus.

ATTACHMENT 1
AIR MONITOR LOG

Form for recording the results of the assessment

Discipline / Module	Assessment Criteria	Assessment Criteria	Mark	Mark (generate line for Mark)	Mark Result	Assessment Criteria	Result

ATTACHMENT 2

OSHA POSTER

Job Safety and Health

It's the law!




EMPLOYEES:

- You have the right to notify your employer or OSHA about workplace hazards. You may ask OSHA to keep your name confidential.
- You have the right to request an OSHA inspection if you believe that there are unsafe and unhealthful conditions in your workplace. You or your representative may participate in that inspection.
- You can file a complaint with OSHA within 30 days of retaliation or discrimination by your employer for making safety and health complaints or for exercising your rights under the *OSH Act*.
- You have the right to see OSHA citations issued to your employer. Your employer must post the citations at or near the place of the alleged violations.
- Your employer must correct workplace hazards by the date indicated on the citation and must certify that these hazards have been reduced or eliminated.
- You have the right to copies of your medical records and records of your exposures to toxic and harmful substances or conditions.
- Your employer must post this notice in your workplace.
- You must comply with all occupational safety and health standards issued under the *OSH Act* that apply to your own actions and conduct on the job.

EMPLOYERS:

- You must furnish your employees a place of employment free from recognized hazards.
- You must comply with the occupational safety and health standards issued under the *OSH Act*.

This free poster available from OSHA –
The Best Resource for Safety and Health



Free assistance in identifying and correcting hazards or complying with standards is available to employers, without citation or penalty, through OSHA-supported consultation programs in each state.

1-800-321-OSHA (6742)
www.osha.gov

OSHA 3165-02 2012R



ATTACHMENT 3
FILED CHANGE REQUEST FORM

HEALTH & SAFETY PLAN CHANGE NOTICE

Pages ____ of ____

Project: _____ H&S-CN

1) HASP VERSION: _____ SECTION: _____ PAGE (s): _____

RE: --- Change to existing HASP Anticipated Revision Date: _____

--- Addition to existing HASP

--- Other: _____
_____ CONT. _____

2) PROPOSED CHANGE: _____

3) REASON FOR PROPOSED CHANGE(s):

--- Required by SPEC or Change Order --- Other: _____

--- Disposition of Deficiency _____ CONT. _____

--- Change in Regulatory or Other Requirements

--- Operational Experience

4) EXHIBITS ATTACHED ____ NO ____ YES (If YES, describe) _____
_____ CONT. _____

5) PMK APPROVALS PROJECT MANAGER: _____ Date: _____
SITE MANAGER: _____ Date: _____
H&S MANAGER: _____ Date: _____

Client Approval Required: ____ NO ____ YES (If YES, date submitted) _____

6) CLIENT APPROVAL ____ APPROVED ____ REMANDED ____ REJECTED

Comments: _____

_____ CONT. _____

Client Representative: _____ Date: _____

7) DISTRIBUTION AFTER APPROVAL

☒ HASP UPDATE LIST --- OTHER: _____

☒ CLIENT _____

☒ PROJECT FILES _____

8) PREPARED BY: _____ Date: _____
Title: _____

ATTACHMENT 4
INJURY REPORT FORM

OSHA's Form 301

Injury and Illness Incident Report

Attention: This form contains information relating to employee health and must be used in a manner that protects the confidentiality of employees to the extent possible while the information is being used for occupational safety and health purposes.

U.S. Department of Labor
Occupational Safety and Health Administration

Form approved OMB no. 1218-0176

Information about the employee

This *Injury and Illness Incident Report* is one of the first forms you must fill out when a recordable work-related injury or illness has occurred. Together with the *Log of Work-Related Injuries and Illnesses* and the accompanying *Summary*, these forms help the employer and OSHA develop a picture of the extent and severity of work-related incidents.

Within 7 calendar days after you receive information that a recordable work-related injury or illness has occurred, you must fill out this form or an equivalent. Some state workers' compensation, insurance, or other reports may be acceptable substitutes. To be considered an equivalent form, any substitute must contain all the information asked for on this form.

According to Public Law 91-596 and 29 CFR 1904, OSHA's recordkeeping rule, you must keep this form on file for 5 years following the year to which it pertains.

If you need additional copies of this form, you may photocopy and use as many as you need.

- 1) Full name _____
- 2) Street _____
City _____ State _____ ZIP _____
- 3) Date of birth ____/____/____
- 4) Date hired ____/____/____
- 5) ☐ Male
☐ Female

Information about the physician or other health care professional

- 6) Name of physician or other health care professional _____

- 7) If treatment was given away from the worksite, where was it given?
Facility _____
Street _____
City _____ State _____ ZIP _____

- 8) Was employee treated in an emergency room?
☐ Yes
☐ No

- 9) Was employee hospitalized overnight as an inpatient?
☐ Yes
☐ No

Information about the case

- 10) Case number from the *Log* _____ (Transfer the case number from the *Log* after you record the case.)
- 11) Date of injury or illness ____/____/____
- 12) Time employee began work ____ AM / PM
- 13) Time of event ____ AM / PM ☐ Check if time cannot be determined

- 14) **What was the employee doing just before the incident occurred?** Describe the activity, as well as the tools, equipment, or material the employee was using. Be specific. *Examples:* "climbing a ladder while carrying roofing materials"; "spraying chlorine from hand sprayer"; "daily computer key-entry."

- 15) **What happened?** Tell us how the injury occurred. *Examples:* "When ladder slipped on wet floor, worker fell 20 feet"; "Worker was sprayed with chlorine when gasket broke during replacement"; "Worker developed soreness in wrist over time."

- 16) **What was the injury or illness?** Tell us the part of the body that was affected and how it was affected; be more specific than "hurt," "pain," or "sore." *Examples:* "strained back"; "chemical burn, hand"; "carpal tunnel syndrome."

- 17) **What object or substance directly harmed the employee?** *Examples:* "concrete floor"; "chlorine"; "radial arm saw." If this question does not apply to the incident, leave it blank.

- 18) **If the employee died, when did death occur?** Date of death ____/____/____

Completed by _____
Title _____
Phone (____) _____ Date ____/____/____

Attention: This form contains information relating to employee health and must be used in a manner that protects the confidentiality of employees to the extent possible while the information is being used for occupational safety and health purposes.

Form approved OMB no. 1218-0176

City


Describe the case

(F)
Describe injury or illness, parts of body affected, and object/substance that directly injured or made person ill (e.g., Second degree burns on right forearm from acetylene torch)

CHECK ONLY ONE box for each case based on the most serious outcome for that case:

Check the "Injury" column or choose one type of illness:

(M)

Luxury 

Skin disorders

Respiratory condition

Poisoning

Hearing loss

All other illnesses

Be sure to transfer these totals to the Summary Page (Form 300A) before you post it.

Page of

- (1) Injury
- (2) Skin disorder
- (3) Respiratory condition
- (4) Poisoning
- (5) Hearing loss
- (6) All other illnesses

Summary of Work-Related Injuries and Illnesses

All establishments covered by Part 1904 must complete this Summary page, even if no work-related injuries or illnesses occurred during the year. Remember to review the Log to verify that the entries are complete and accurate before completing this summary.

Using the Log, count the individual entries you made for each category. Then write the totals below, making sure you've added the entire from every page of the Log. If you had no cases, write "0."

Employers, former employees, and their representatives have the right to review the OSHA Form 300 in its entirety. They also have limited access to the OSHA Form 301 or its equivalent. See 29 CFR Part 1904.35, in OSHA's recordkeeping rule, for further details on the access provisions for these forms.

Number of Cases

Total number of deaths	Total number of cases with days away from work	Total number of cases with job transfer or restriction	Total number of other recordable cases
(g) _____	(h) _____	(i) _____	(j) _____

Number of Days

Total number of days away from work	Total number of days of job transfer or restriction
(k) _____	(l) _____

Injury and Illness Types

Total number of ... (m) _____	
(1) Injuries _____	(4) Poisonings _____
(2) Skin disorders _____	(5) Hearing loss _____
(3) Respiratory conditions _____	(6) All other illnesses _____

Post this Summary page from February 1 to April 30 of the year following the year covered by the form.

Public reporting burden for this collection of information is estimated to average 58 minutes per response, including time to review the instructions, search and gather the data needed, and complete and review the collection of information. Persons are not required to respond to the collection of information unless it displays a currently valid OMB control number. If you have any comments about these estimates or any other aspect of this data collection, contact: US Department of Labor, OSHA Office of Statistical Analysis, Room N-3644, 200 Constitution Avenue, NW, Washington, DC 20210. Do not send the completed forms to this office.

Establishment information

Your establishment name _____

Street _____

City _____ State _____ ZIP _____

Industry description (e.g., *Manufacture of motor truck trailers*) _____

Standard Industrial Classification (SIC), if known (e.g., 3715) _____

OR

North American Industrial Classification (NAICS), if known (e.g., 336212) _____

Employment information (If you don't have these figures, see the Worksheet on the back of this page to estimate.)

Annual average number of employees _____

Total hours worked by all employees last year _____

Sign here

Knowingly falsifying this document may result in a fine.

I certify that I have examined this document and that to the best of my knowledge the entries are true, accurate, and complete.

Company executive _____ Title _____
() _____ / /
Phone _____ Date _____

ATTACHMENT 5
SIGNATORY PAGE

5- Health and Safety Plan (HASP) and Site-Specific Information and Orientation

D

r Dr R

Project Manager:	Health and Safety Manager:	

I have read the attached Health and Safety Plan (HASP) and have received site-specific information and orientation regarding the identified physical, chemical, and biological hazards anticipated at this site. My signature certifies that I understand the procedures, equipment, and restrictions applicable to this project site and agree to abide by them.

- ☐
- ☐
- ☐
- ☐
- ☐

ATTACHMENT 6
SAFETY DATA SHEETS
(SDS)

SAFETY DATA SHEET

Version 4.9

Revision Date 07/27/2018

Print Date 11/10/2018

1. PRODUCT AND COMPANY IDENTIFICATION

1.1 Product identifiers

Product name : 1,1,1-Trichloroethane solution

Product Number : 48614
Brand : Supelco
Index-No. : 603-001-00-X

1.2 Relevant identified uses of the substance or mixture and uses advised against

Identified uses : Laboratory chemicals, Synthesis of substances

1.3 Details of the supplier of the safety data sheet

Company : Sigma-Aldrich
3050 Spruce Street
SAINT LOUIS MO 63103
USATelephone : +1 800-325-5832
Fax : +1 800-325-5052

1.4 Emergency telephone number

Emergency Phone # : +1-703-527-3887 (CHEMTREC)

2. HAZARDS IDENTIFICATION

2.1 Classification of the substance or mixture

GHS Classification in accordance with 29 CFR 1910 (OSHA HCS)Flammable liquids (Category 2), H225
Acute toxicity, Oral (Category 3), H301
Acute toxicity, Inhalation (Category 3), H331
Acute toxicity, Dermal (Category 3), H311
Specific target organ toxicity - single exposure (Category 1), H370

For the full text of the H-Statements mentioned in this Section, see Section 16.

2.2 GHS Label elements, including precautionary statements

Pictogram



Signal word

Danger

Hazard statement(s)

H225 Highly flammable liquid and vapour.
H301 + H311 + H331 Toxic if swallowed, in contact with skin or if inhaled.
H370 Causes damage to organs.

Precautionary statement(s)

P210 Keep away from heat/sparks/open flames/hot surfaces. No smoking.
P233 Keep container tightly closed.
P240 Ground/bond container and receiving equipment.
P241 Use explosion-proof electrical/ ventilating/ lighting/ equipment.
P242 Use only non-sparking tools.
P243 Take precautionary measures against static discharge.

P260	Do not breathe dust/ fume/ gas/ mist/ vapours/ spray.
P264	Wash skin thoroughly after handling.
P270	Do not eat, drink or smoke when using this product.
P271	Use only outdoors or in a well-ventilated area.
P280	Wear protective gloves/ eye protection/ face protection.
P301 + P310 + P330	IF SWALLOWED: Immediately call a POISON CENTER/doctor. Rinse mouth.
P303 + P361 + P353	IF ON SKIN (or hair): Remove/ Take off immediately all contaminated clothing. Rinse skin with water/ shower.
P304 + P340 + P311	IF INHALED: Remove victim to fresh air and keep at rest in a position comfortable for breathing. Call a POISON CENTER or doctor/ physician.
P307 + P311	IF exposed: Call a POISON CENTER or doctor/ physician.
P363	Wash contaminated clothing before reuse.
P370 + P378	In case of fire: Use dry sand, dry chemical or alcohol-resistant foam for extinction.
P403 + P233	Store in a well-ventilated place. Keep container tightly closed.
P403 + P235	Store in a well-ventilated place. Keep cool.
P405	Store locked up.
P501	Dispose of contents/ container to an approved waste disposal plant.

2.3 Hazards not otherwise classified (HNOC) or not covered by GHS - none

3. COMPOSITION/INFORMATION ON INGREDIENTS

3.2 Mixtures

Synonyms : Methyl chloroform

Molecular weight : 32.04 g/mol

Hazardous components

Component	Classification	Concentration
Methanol		
CAS-No. 67-56-1	Flam. Liq. 2; Acute Tox. 3; STOT SE 1; H225, H301 + H311 + H331, H370	90 - 100 %
EC-No. 200-659-6		
Index-No. 603-001-00-X		
Registration number 01-2119433307-44-XXXX		

For the full text of the H-Statements mentioned in this Section, see Section 16.

4. FIRST AID MEASURES

4.1 Description of first aid measures

General advice

Consult a physician. Show this safety data sheet to the doctor in attendance. Move out of dangerous area.

If inhaled

If breathed in, move person into fresh air. If not breathing, give artificial respiration. Consult a physician.

In case of skin contact

Wash off with soap and plenty of water. Take victim immediately to hospital. Consult a physician.

In case of eye contact

Flush eyes with water as a precaution.

If swallowed

Do NOT induce vomiting. Never give anything by mouth to an unconscious person. Rinse mouth with water. Consult a physician.

4.2 Most important symptoms and effects, both acute and delayed

The most important known symptoms and effects are described in the labelling (see section 2.2) and/or in section 11

4.3 Indication of any immediate medical attention and special treatment needed

No data available

5. FIREFIGHTING MEASURES

5.1 Extinguishing media

Suitable extinguishing media

Use water spray, alcohol-resistant foam, dry chemical or carbon dioxide.

5.2 Special hazards arising from the substance or mixture

No data available

5.3 Advice for firefighters

Wear self-contained breathing apparatus for firefighting if necessary.

5.4 Further information

Use water spray to cool unopened containers.

6. ACCIDENTAL RELEASE MEASURES

6.1 Personal precautions, protective equipment and emergency procedures

Wear respiratory protection. Avoid breathing vapours, mist or gas. Ensure adequate ventilation. Remove all sources of ignition. Evacuate personnel to safe areas. Beware of vapours accumulating to form explosive concentrations. Vapours can accumulate in low areas.

For personal protection see section 8.

6.2 Environmental precautions

Prevent further leakage or spillage if safe to do so. Do not let product enter drains.

6.3 Methods and materials for containment and cleaning up

Contain spillage, and then collect with an electrically protected vacuum cleaner or by wet-brushing and place in container for disposal according to local regulations (see section 13).

6.4 Reference to other sections

For disposal see section 13.

7. HANDLING AND STORAGE

7.1 Precautions for safe handling

Avoid contact with skin and eyes. Avoid inhalation of vapour or mist.

Use explosion-proof equipment. Keep away from sources of ignition - No smoking. Take measures to prevent the build up of electrostatic charge.

For precautions see section 2.2.

7.2 Conditions for safe storage, including any incompatibilities

Keep container tightly closed in a dry and well-ventilated place. Containers which are opened must be carefully resealed and kept upright to prevent leakage.

Store at room temperature.

Storage class (TRGS 510): 3: Flammable liquids

7.3 Specific end use(s)

Apart from the uses mentioned in section 1.2 no other specific uses are stipulated

8. EXPOSURE CONTROLS/PERSONAL PROTECTION

8.1 Control parameters

Components with workplace control parameters

Component	CAS-No.	Value	Control parameters	Basis
Methanol	67-56-1	TWA	200 ppm	USA. ACGIH Threshold Limit Values (TLV)
	Remarks	Headache Nausea Dizziness Eye damage		

		Substances for which there is a Biological Exposure Index or Indices (see BEI® section) Danger of cutaneous absorption		
		STEL	250 ppm	USA. ACGIH Threshold Limit Values (TLV)
		Headache Nausea Dizziness Eye damage Substances for which there is a Biological Exposure Index or Indices (see BEI® section) Danger of cutaneous absorption		
		TWA	200 ppm 260 mg/m3	USA. NIOSH Recommended Exposure Limits
		Potential for dermal absorption		
		ST	250 ppm 325 mg/m3	USA. NIOSH Recommended Exposure Limits
		Potential for dermal absorption		
		TWA	200 ppm 260 mg/m3	USA. Occupational Exposure Limits (OSHA) - Table Z-1 Limits for Air Contaminants
		The value in mg/m3 is approximate.		
		C	1,000 ppm	California permissible exposure limits for chemical contaminants (Title 8, Article 107)
		Skin		
		PEL	200 ppm 260 mg/m3	California permissible exposure limits for chemical contaminants (Title 8, Article 107)
		Skin		
		STEL	250 ppm 325 mg/m3	California permissible exposure limits for chemical contaminants (Title 8, Article 107)
		Skin		

Biological occupational exposure limits

Component	CAS-No.	Parameters	Value	Biological specimen	Basis
	-	Methanol	15 mg/l	Urine	ACGIH - Biological Exposure Indices (BEI)
	Remarks	End of shift (As soon as possible after exposure ceases)			

8.2 Exposure controls

Appropriate engineering controls

Avoid contact with skin, eyes and clothing. Wash hands before breaks and immediately after handling the product.

Personal protective equipment

Eye/face protection

Face shield and safety glasses Use equipment for eye protection tested and approved under appropriate government standards such as NIOSH (US) or EN 166(EU).

Skin protection

Handle with gloves. Gloves must be inspected prior to use. Use proper glove removal technique (without touching glove's outer surface) to avoid skin contact with this product. Dispose of contaminated gloves after use in accordance with applicable laws and good laboratory practices. Wash and dry hands.

Full contact

Material: butyl-rubber

Minimum layer thickness: 0.3 mm

Break through time: 480 min

Material tested: Butoject® (KCL 897 / Aldrich Z677647, Size M)

Splash contact

Material: Nitrile rubber

Minimum layer thickness: 0.4 mm

Break through time: 30 min

Material tested: Camatril® (KCL 730 / Aldrich Z677442, Size M)

data source: KCL GmbH, D-36124 Eichenzell, phone +49 (0)6659 87300, e-mail sales@kcl.de, test method: EN374

If used in solution, or mixed with other substances, and under conditions which differ from EN 374, contact the supplier of the CE approved gloves. This recommendation is advisory only and must be evaluated by an industrial hygienist and safety officer familiar with the specific situation of anticipated use by our customers. It should not be construed as offering an approval for any specific use scenario.

Body Protection

Complete suit protecting against chemicals, Flame retardant antistatic protective clothing., The type of protective equipment must be selected according to the concentration and amount of the dangerous substance at the specific workplace.

Respiratory protection

Where risk assessment shows air-purifying respirators are appropriate use a full-face respirator with multi-purpose combination (US) or type AXBEK (EN 14387) respirator cartridges as a backup to engineering controls. If the respirator is the sole means of protection, use a full-face supplied air respirator. Use respirators and components tested and approved under appropriate government standards such as NIOSH (US) or CEN (EU).

Control of environmental exposure

Prevent further leakage or spillage if safe to do so. Do not let product enter drains.

9. PHYSICAL AND CHEMICAL PROPERTIES

9.1 Information on basic physical and chemical properties

- | | |
|---|--|
| a) Appearance | Form: liquid |
| b) Odour | No data available |
| c) Odour Threshold | No data available |
| d) pH | No data available |
| e) Melting point/freezing point | Melting point/range: -98 °C (-144 °F) |
| f) Initial boiling point and boiling range | 64.6 - 64.7 °C (148.3 - 148.5 °F) at 1,013 hPa (760 mmHg) |
| g) Flash point | 11 °C (52 °F) - closed cup |
| h) Evaporation rate | No data available |
| i) Flammability (solid, gas) | No data available |
| j) Upper/lower flammability or explosive limits | Upper explosion limit: 36 %(V)
Lower explosion limit: 6 %(V) |
| k) Vapour pressure | 130.23 hPa (97.68 mmHg) at 20 °C (68 °F)
547 hPa (410 mmHg) at 50 °C (122 °F) |
| l) Vapour density | No data available |
| m) Relative density | 0.791 g/cm ³ |
| n) Water solubility | No data available |
| o) Partition coefficient: n-octanol/water | No data available |
| p) Auto-ignition temperature | 385 °C (725 °F) |
| q) Decomposition temperature | No data available |

- r) Viscosity No data available
- s) Explosive properties No data available
- t) Oxidizing properties No data available

9.2 Other safety information

No data available

10. STABILITY AND REACTIVITY

10.1 Reactivity

No data available

10.2 Chemical stability

Stable under recommended storage conditions.

10.3 Possibility of hazardous reactions

Vapours may form explosive mixture with air.

10.4 Conditions to avoid

Heat, flames and sparks.

10.5 Incompatible materials

Acids, Oxidizing agents, Alkali metals, Acid chlorides, Acid anhydrides, Reducing agents

10.6 Hazardous decomposition products

Hazardous decomposition products formed under fire conditions. - Carbon oxides

Other decomposition products - No data available

In the event of fire: see section 5

11. TOXICOLOGICAL INFORMATION

11.1 Information on toxicological effects

Acute toxicity

LD50 Oral - Rat - male and female - > 1,187 - 2,769 mg/kg

Remarks: (ECHA) (Regulation (EC) No 1272/2008, Annex VI)

LDLO Oral - Human - 143 mg/kg

Remarks: Lungs, Thorax, or Respiration: Dyspnea. Ingestion may cause gastrointestinal irritation, nausea, vomiting and diarrhoea.

LC50 Inhalation - Rat - male and female - 4 h - 131.25 mg/l

Remarks: (ECHA) (Regulation (EC) No 1272/2008, Annex VI)

LD50 Dermal - Rabbit - 17,100 mg/kg

Remarks: (External MSDS) (Regulation (EC) No 1272/2008, Annex VI)

No data available

No data available

Skin corrosion/irritation

No data available

Skin - Rabbit

Result: No skin irritation

Remarks: (ECHA) Drying-out effect resulting in rough and chapped skin.

Serious eye damage/eye irritation

No data available

Eyes - Rabbit

Result: No eye irritation

Remarks: (ECHA) Irritation of mucous membranes

Respiratory or skin sensitisation

Maximisation Test - Guinea pig

Result: negative

(OECD Test Guideline 406)

Germ cell mutagenicity

No data available

Based on available data the classification criteria are not met.

Ames test

S. typhimurium

Result: negative

In vitro mammalian cell gene mutation test

fibroblast

Result: negative

OECD Test Guideline 474

Mouse - male and female - Bone marrow

Result: negative

Carcinogenicity

Did not show carcinogenic effects in animal experiments.

IARC: No component of this product present at levels greater than or equal to 0.1% is identified as probable, possible or confirmed human carcinogen by IARC.

ACGIH: No component of this product present at levels greater than or equal to 0.1% is identified as a carcinogen or potential carcinogen by ACGIH.

NTP: No component of this product present at levels greater than or equal to 0.1% is identified as a known or anticipated carcinogen by NTP.

OSHA: No component of this product present at levels greater than or equal to 0.1% is on OSHA's list of regulated carcinogens.

Reproductive toxicity

No data available

No data available

Based on available data the classification criteria are not met.

Specific target organ toxicity - single exposure

No data available

Acute inhalation toxicity - Irritation symptoms in the respiratory tract.

Specific target organ toxicity - repeated exposure

No data available

Aspiration hazard

No data available

Additional Information

Repeated dose toxicity Rat - male and female - Inhalation - 28 d - NOAEL : 6.66 mg/l - OECD Test Guideline 412 -Subacute toxicity

Rat - male and female - Inhalation - 365 d - NOAEL : 0.13 mg/l - LOAEL : 1.3 mg/l - OECD Test Guideline 453

RTECS: Not available

Methyl alcohol may be fatal or cause blindness if swallowed., Cannot be made non-poisonous., Effects due to ingestion may include:, Nausea, Dizziness, Gastrointestinal disturbance, Weakness, Confusion., Drowsiness, Unconsciousness, To the best of our knowledge, the chemical, physical, and toxicological properties have not been thoroughly investigated.

Headache, Dizziness, Drowsiness, Coma, narcosis, Blindness, Impairment of vision, irritant effects, Nausea, Vomiting, agitation, spasms, inebriation

Drying-out effect resulting in rough and chapped skin., To the best of our knowledge, the chemical, physical, and toxicological properties have not been thoroughly investigated.

Stomach - Irregularities - Based on Human Evidence

Stomach - Irregularities - Based on Human Evidence

12. ECOLOGICAL INFORMATION

12.1 Toxicity

No data available

Toxicity to fish	flow-through test LC50 - <i>Lepomis macrochirus</i> (Bluegill) - 15,400.0 mg/l - 96 h (US-EPA)
Toxicity to daphnia and other aquatic invertebrates	EC50 - <i>Daphnia magna</i> (Water flea) - > 10,000 mg/l - 48 h Remarks: (ECHA) semi-static test EC50 - <i>Daphnia magna</i> (Water flea) - 18,260 mg/l - 96 h (OECD Test Guideline 202)
Toxicity to algae	static test ErC50 - <i>Pseudokirchneriella subcapitata</i> (green algae) - ca. 22,000.0 mg/l - 96 h (OECD Test Guideline 201)
Toxicity to bacteria	EC5 - <i>Pseudomonas fluorescens</i> - 6,600 mg/l - 16 h Remarks: (IUCLID) static test IC50 - activated sludge - > 1,000 mg/l - 3 h (OECD Test Guideline 209)

12.2 Persistence and degradability

No data available

Biochemical Oxygen Demand (BOD)	600 - 1,120 mg/g Remarks: (IUCLID)
Chemical Oxygen Demand (COD)	1,420 mg/g Remarks: (IUCLID)
Theoretical oxygen demand	1,500 mg/g Remarks: (Lit.)
Ratio BOD/ThBOD	76 % Remarks: Closed Bottle test(IUCLID)

12.3 Bioaccumulative potential

No data available

12.4 Mobility in soil

No data available

12.5 Results of PBT and vPvB assessment

PBT/vPvB assessment not available as chemical safety assessment not required/not conducted

12.6 Other adverse effects

Additional ecological information	Avoid release to the environment.
Stability in water	at 19 °C83 - 91 % - 72 h Remarks: Hydrolyses on contact with water.Hydrolyses readily.

13. DISPOSAL CONSIDERATIONS

13.1 Waste treatment methods

Product

Burn in a chemical incinerator equipped with an afterburner and scrubber but exert extra care in igniting as this material is highly flammable. Offer surplus and non-recyclable solutions to a licensed disposal company. Contact a licensed professional waste disposal service to dispose of this material.

Contaminated packaging

Dispose of as unused product.

14. TRANSPORT INFORMATION

DOT (US)

UN number: 1230 Class: 3 Packing group: II
Proper shipping name: Methanol
Reportable Quantity (RQ): 5000 lbs
Poison Inhalation Hazard: No

IMDG

UN number: 1230 Class: 3 (6.1) Packing group: II EMS-No: F-E, S-D
Proper shipping name: METHANOL

IATA

UN number: 1230 Class: 3 (6.1) Packing group: II
Proper shipping name: Methanol

15. REGULATORY INFORMATION

SARA 302 Components

No chemicals in this material are subject to the reporting requirements of SARA Title III, Section 302.

SARA 313 Components

The following components are subject to reporting levels established by SARA Title III, Section 313:

	CAS-No.	Revision Date
Methanol	67-56-1	2007-07-01

SARA 311/312 Hazards

Fire Hazard, Acute Health Hazard, Chronic Health Hazard

Massachusetts Right To Know Components

	CAS-No.	Revision Date
Methanol	67-56-1	2007-07-01

Pennsylvania Right To Know Components

	CAS-No.	Revision Date
Methanol	67-56-1	2007-07-01
1,1,1-Trichloroethane	71-55-6	2007-07-01

New Jersey Right To Know Components

	CAS-No.	Revision Date
Methanol	67-56-1	2007-07-01

California Prop. 65 Components

	CAS-No.	Revision Date
WARNING: This product contains a chemical known to the State of California to cause birth defects or other reproductive harm.	67-56-1	2012-03-16

Methanol

16. OTHER INFORMATION

Full text of H-Statements referred to under sections 2 and 3.

Acute Tox.	Acute toxicity
Flam. Liq.	Flammable liquids
H225	Highly flammable liquid and vapour.
H301	Toxic if swallowed.
H301 + H311 + H331	Toxic if swallowed, in contact with skin or if inhaled.
H311	Toxic in contact with skin.
H331	Toxic if inhaled.
H370	Causes damage to organs.
STOT SE	Specific target organ toxicity - single exposure

Further information

Copyright 2016 Sigma-Aldrich Co. LLC. License granted to make unlimited paper copies for internal use only. The above information is believed to be correct but does not purport to be all inclusive and shall be used only as a guide. The information in this document is based on the present state of our knowledge and is applicable to the product with regard to appropriate safety precautions. It does not represent any guarantee of the properties of the product. Sigma-Aldrich Corporation and its Affiliates shall not be held liable for any damage resulting from handling or from contact with the above product. See www.sigma-aldrich.com and/or the reverse side of invoice or packing slip for additional terms and conditions of sale.

Preparation Information

Sigma-Aldrich Corporation
Product Safety – Americas Region
1-800-521-8956

Version: 4.9

Revision Date: 07/27/2018

Print Date: 11/10/2018

SAFETY DATA SHEET

Version 6.0
Revision Date 05/25/2018
Print Date 01/21/2019

1. PRODUCT AND COMPANY IDENTIFICATION**1.1 Product identifiers**

Product name : 1,1,2-Trichloroethane

Product Number : 46262
Brand : Sigma-Aldrich
Index-No. : 602-014-00-8

CAS-No. : 79-00-5

1.2 Relevant identified uses of the substance or mixture and uses advised against

Identified uses : Laboratory chemicals, Synthesis of substances

1.3 Details of the supplier of the safety data sheet

Company : Sigma-Aldrich Inc.
3050 Spruce Street
ST. LOUIS MO 63103
UNITED STATES

Telephone : +1 314 771-5765
Fax : +1 800 325-5052

1.4 Emergency telephone number

Emergency Phone # : (314) 776-6555

2. HAZARDS IDENTIFICATION**2.1 Classification of the substance or mixture****GHS Classification in accordance with 29 CFR 1910 (OSHA HCS)**

Acute toxicity, Oral (Category 4), H302

Acute toxicity, Inhalation (Category 3), H331

Acute toxicity, Dermal (Category 4), H312

Carcinogenicity (Category 2), H351

Acute aquatic toxicity (Category 3), H402

Chronic aquatic toxicity (Category 3), H412

For the full text of the H-Statements mentioned in this Section, see Section 16.

2.2 GHS Label elements, including precautionary statements

Pictogram



Signal word	Danger
Hazard statement(s)	
H302 + H312	Harmful if swallowed or in contact with skin.
H331	Toxic if inhaled.
H351	Suspected of causing cancer.
H412	Harmful to aquatic life with long lasting effects.
Precautionary statement(s)	
P201	Obtain special instructions before use.
P202	Do not handle until all safety precautions have been read and understood.
P261	Avoid breathing dust/ fume/ gas/ mist/ vapours/ spray.
P264	Wash skin thoroughly after handling.
P270	Do not eat, drink or smoke when using this product.
P271	Use only outdoors or in a well-ventilated area.
P273	Avoid release to the environment.
P280	Wear protective gloves/ protective clothing.
P302 + P352	IF ON SKIN: Wash with plenty of soap and water.
P304 + P340	IF INHALED: Remove victim to fresh air and keep at rest in a position comfortable for breathing.
P311	Call a POISON CENTER /doctor.
P322	Specific measures (see supplemental first aid instructions on this label).
P330	Rinse mouth.
P363	Wash contaminated clothing before reuse.
P403 + P233	Store in a well-ventilated place. Keep container tightly closed.
P405	Store locked up.
P501	Dispose of contents/ container to an approved waste disposal plant.

2.3 Hazards not otherwise classified (HNOC) or not covered by GHS

Repeated exposure may cause skin dryness or cracking.

3. COMPOSITION/INFORMATION ON INGREDIENTS

3.1 Substances

Formula	: C ₂ H ₃ Cl ₃
Molecular weight	: 133.40 g/mol
CAS-No.	: 79-00-5
EC-No.	: 201-166-9
Index-No.	: 602-014-00-8

Hazardous components

Component	Classification	Concentration
1,1,2-Trichloroethane		
	Acute Tox. 4; Acute Tox. 3; Acute Tox. 4; Carc. 2; Aquatic Acute 3; Aquatic Chronic 3; H302 + H312, H331, H351, H412	<= 100 %

For the full text of the H-Statements mentioned in this Section, see Section 16.

4. FIRST AID MEASURES

4.1 Description of first aid measures

General advice

Move out of dangerous area. Consult a physician. Show this safety data sheet to the doctor in attendance.

If inhaled

If breathed in, move person into fresh air. If not breathing, give artificial respiration. Consult a physician.

In case of skin contact

Wash off with soap and plenty of water. Take victim immediately to hospital. Consult a physician.

In case of eye contact

Rinse thoroughly with plenty of water for at least 15 minutes and consult a physician.

If swallowed

Never give anything by mouth to an unconscious person. Rinse mouth with water. Consult a physician.

4.2 Most important symptoms and effects, both acute and delayed

The most important known symptoms and effects are described in the labelling (see section 2.2) and/or in section 11

4.3 Indication of any immediate medical attention and special treatment needed

No data available

5. FIREFIGHTING MEASURES**5.1 Extinguishing media****Suitable extinguishing media**

Use water spray, alcohol-resistant foam, dry chemical or carbon dioxide.

5.2 Special hazards arising from the substance or mixture

Carbon oxides, Hydrogen chloride gas

5.3 Advice for firefighters

Wear self-contained breathing apparatus for firefighting if necessary.

5.4 Further information

No data available

6. ACCIDENTAL RELEASE MEASURES**6.1 Personal precautions, protective equipment and emergency procedures**

Wear respiratory protection. Avoid breathing vapours, mist or gas. Ensure adequate ventilation. Evacuate personnel to safe areas.

For personal protection see section 8.

6.2 Environmental precautions

Prevent further leakage or spillage if safe to do so. Do not let product enter drains. Discharge into the environment must be avoided.

6.3 Methods and materials for containment and cleaning up

Soak up with inert absorbent material and dispose of as hazardous waste. Keep in suitable, closed containers for disposal.

6.4 Reference to other sections

For disposal see section 13.

7. HANDLING AND STORAGE**7.1 Precautions for safe handling**

Avoid contact with skin and eyes. Avoid inhalation of vapour or mist.

For precautions see section 2.2.

7.2 Conditions for safe storage, including any incompatibilities

Keep container tightly closed in a dry and well-ventilated place. Containers which are opened must be carefully resealed and kept upright to prevent leakage.

Storage class (TRGS 510): 6.1D: Non-combustible, acute toxic Cat.3 / toxic hazardous materials or hazardous materials causing chronic effects

7.3 Specific end use(s)

Apart from the uses mentioned in section 1.2 no other specific uses are stipulated

8. EXPOSURE CONTROLS/PERSONAL PROTECTION**8.1 Control parameters**

Components with workplace control parameters

Component	CAS-No.	Value	Control parameters	Basis
1,1,2-Trichloroethane	79-00-5	TWA	10 ppm	USA. ACGIH Threshold Limit Values (TLV)
	Remarks	Central Nervous System impairment Liver damage Confirmed animal carcinogen with unknown relevance to humans Danger of cutaneous absorption		
		TWA	10 ppm 45 mg/m3	USA. NIOSH Recommended Exposure Limits
		Potential Occupational Carcinogen See Appendix C See Appendix A Potential for dermal absorption		
		TWA	10 ppm 45 mg/m3	USA. Occupational Exposure Limits (OSHA) - Table Z-1 Limits for Air Contaminants
		Skin designation The value in mg/m3 is approximate.		
		PEL	10 ppm 45 mg/m3	California permissible exposure limits for chemical contaminants (Title 8, Article 107)
		Skin		

8.2 Exposure controls

Appropriate engineering controls

Avoid contact with skin, eyes and clothing. Wash hands before breaks and immediately after handling the product.

Personal protective equipment

Eye/face protection

Face shield and safety glasses Use equipment for eye protection tested and approved under appropriate government standards such as NIOSH (US) or EN 166(EU).

Skin protection

Handle with gloves. Gloves must be inspected prior to use. Use proper glove removal technique (without touching glove's outer surface) to avoid skin contact with this product. Dispose of contaminated gloves after use in accordance with applicable laws and good laboratory practices. Wash and dry hands.

Full contact

Material: Fluorinated rubber

Minimum layer thickness: 0.7 mm

Break through time: 480 min

Material tested: Vitoject® (KCL 890 / Aldrich Z677698, Size M)

Splash contact

Material: Nitrile rubber

Minimum layer thickness: 0.4 mm

Break through time: 60 min

Material tested: Camatril® (KCL 730 / Aldrich Z677442, Size M)

data source: KCL GmbH, D-36124 Eichenzell, phone +49 (0)6659 87300, e-mail sales@kcl.de, test method: EN374

If used in solution, or mixed with other substances, and under conditions which differ from EN 374, contact the supplier of the CE approved gloves. This recommendation is advisory only and must be evaluated by an industrial hygienist and safety officer familiar with the specific situation of anticipated use by our customers. It should not be construed as offering an approval for any specific use scenario.

Body Protection

Complete suit protecting against chemicals, The type of protective equipment must be selected according to the concentration and amount of the dangerous substance at the specific workplace.

Respiratory protection

Where risk assessment shows air-purifying respirators are appropriate use a full-face respirator with multi-purpose combination (US) or type ABEK (EN 14387) respirator cartridges as a backup to engineering controls.

If the respirator is the sole means of protection, use a full-face supplied air respirator. Use respirators and components tested and approved under appropriate government standards such as NIOSH (US) or CEN (EU).

Control of environmental exposure

Prevent further leakage or spillage if safe to do so. Do not let product enter drains. Discharge into the environment must be avoided.

9. PHYSICAL AND CHEMICAL PROPERTIES

9.1 Information on basic physical and chemical properties

a) Appearance	Form: liquid Colour: colourless
b) Odour	No data available
c) Odour Threshold	No data available
d) pH	No data available
e) Melting point/freezing point	-37.0 °C (-34.6 °F)
f) Initial boiling point and boiling range	110 - 115 °C (230 - 239 °F) - lit.
g) Flash point	No data available
h) Evaporation rate	No data available
i) Flammability (solid, gas)	No data available
j) Upper/lower flammability or explosive limits	No data available
k) Vapour pressure	No data available
l) Vapour density	No data available
m) Relative density	1.435 g/cm ³ at 25 °C (77 °F)
n) Water solubility	No data available
o) Partition coefficient: n-octanol/water	No data available
p) Auto-ignition temperature	No data available
q) Decomposition temperature	No data available
r) Viscosity	No data available
s) Explosive properties	No data available
t) Oxidizing properties	No data available

9.2 Other safety information

No data available

10. STABILITY AND REACTIVITY

10.1 Reactivity

No data available

10.2 Chemical stability

Stable under recommended storage conditions.

10.3 Possibility of hazardous reactions

No data available

10.4 Conditions to avoid

No data available

10.5 Incompatible materials

Strong bases, Strong oxidizing agents, Reacts violently with:, Sodium/sodium oxides, Potassium, Magnesium, Aluminum

10.6 Hazardous decomposition products

Hazardous decomposition products formed under fire conditions. - Carbon oxides, Hydrogen chloride gas

Other decomposition products - No data available

In the event of fire: see section 5

11. TOXICOLOGICAL INFORMATION

11.1 Information on toxicological effects

Acute toxicity

LD50 Oral - Rat - 836.0 mg/kg

Inhalation: No data available

Dermal: No data available

No data available

Skin corrosion/irritation

Skin - Rabbit

Result: Severe skin irritation - 24 h

Skin - Rabbit

Result: Mild skin irritation - 24 h

Serious eye damage/eye irritation

Eyes - Rabbit

Result: Mild eye irritation - 24 h

Respiratory or skin sensitisation

No data available

Germ cell mutagenicity

No data available

Carcinogenicity

This product is or contains a component that has been reported to be possibly carcinogenic based on its IARC, ACGIH, NTP, or EPA classification. The National Cancer Institute (NCI) has found clear evidence for carcinogenicity. Limited evidence of carcinogenicity in animal studies

IARC: No component of this product present at levels greater than or equal to 0.1% is identified as probable, possible or confirmed human carcinogen by IARC.

NTP: No component of this product present at levels greater than or equal to 0.1% is identified as a known or anticipated carcinogen by NTP.

OSHA: No component of this product present at levels greater than or equal to 0.1% is on OSHA's list of regulated carcinogens.

Reproductive toxicity

No data available

No data available

Specific target organ toxicity - single exposure

No data available

Specific target organ toxicity - repeated exposure

No data available

Aspiration hazard

No data available

Additional Information

RTECS: KJ3150000

Central nervous system depression, prolonged or repeated exposure can cause:, narcosis, To the best of our knowledge, the chemical, physical, and toxicological properties have not been thoroughly investigated.

12. ECOLOGICAL INFORMATION

12.1 Toxicity

Toxicity to fish	LC50 - Lepomis macrochirus (Bluegill) - 40.00 mg/l - 96 h(1,1,2-Trichloroethane)
	LC50 - Pimephales promelas (fathead minnow) - 81.60 mg/l - 96 h(1,1,2-Trichloroethane)
Toxicity to daphnia and other aquatic invertebrates	EC50 - Daphnia magna (Water flea) - 43.00 mg/l - 48 h(1,1,2-Trichloroethane)

12.2 Persistence and degradability

No data available

12.3 Bioaccumulative potential

No data available

12.4 Mobility in soil

No data available(1,1,2-Trichloroethane)

12.5 Results of PBT and vPvB assessment

PBT/vPvB assessment not available as chemical safety assessment not required/not conducted

12.6 Other adverse effects

An environmental hazard cannot be excluded in the event of unprofessional handling or disposal.
Harmful to aquatic life with long lasting effects.

An environmental hazard cannot be excluded in the event of unprofessional handling or disposal.
Harmful to aquatic life with long lasting effects.

13. DISPOSAL CONSIDERATIONS

13.1 Waste treatment methods

Product

Offer surplus and non-recyclable solutions to a licensed disposal company. Contact a licensed professional waste disposal service to dispose of this material.

Contaminated packaging

Dispose of as unused product.

14. TRANSPORT INFORMATION

DOT (US)

UN number: 2810	Class: 6.1	Packing group: III
Proper shipping name: Toxic, liquids, organic, n.o.s. (1,1,2-Trichloroethane)		
Reportable Quantity (RQ)	:	100 lbs

no

Poison Inhalation Hazard: No

IMDG

UN number: 2810	Class: 6.1	Packing group: III	EMS-No: F-A, S-A
Proper shipping name: TOXIC LIQUID, ORGANIC, N.O.S. (1,1,2-Trichloroethane)			

IATA

UN number: 2810	Class: 6.1	Packing group: III
Proper shipping name: Toxic liquid, organic, n.o.s. (1,1,2-Trichloroethane)		

15. REGULATORY INFORMATION

SARA 302 Components

No chemicals in this material are subject to the reporting requirements of SARA Title III, Section 302.

SARA 313 Components

The following components are subject to reporting levels established by SARA Title III, Section 313:

	CAS-No.	Revision Date
1,1,2-Trichloroethane	79-00-5	2007-07-01

SARA 311/312 Hazards

Acute Health Hazard

Massachusetts Right To Know Components

	CAS-No.	Revision Date
1,1,2-Trichloroethane	79-00-5	2007-07-01

Pennsylvania Right To Know Components

	CAS-No.	Revision Date
1,1,2-Trichloroethane	79-00-5	2007-07-01

New Jersey Right To Know Components

	CAS-No.	Revision Date
1,1,2-Trichloroethane	79-00-5	2007-07-01

California Prop. 65 Components

WARNING! This product contains a chemical known to the State of California to cause cancer.

	CAS-No.	Revision Date
1,1,2-Trichloroethane	79-00-5	2007-09-28

16. OTHER INFORMATION

Full text of H-Statements referred to under sections 2 and 3.

H302	Harmful if swallowed.
H302 + H312	Harmful if swallowed or in contact with skin.
H312	Harmful in contact with skin.
H331	Toxic if inhaled.
H351	Suspected of causing cancer.
H402	Harmful to aquatic life.
H412	Harmful to aquatic life with long lasting effects.

HMIS Rating

Health hazard:	2
Chronic Health Hazard:	
Flammability:	0
Physical Hazard	0

NFPA Rating

Health hazard:	1
Fire Hazard:	0
Reactivity Hazard:	0

Further information

Copyright 2016 Sigma-Aldrich Co. LLC. License granted to make unlimited paper copies for internal use only. The above information is believed to be correct but does not purport to be all inclusive and shall be used only as a guide. The information in this document is based on the present state of our knowledge and is applicable to the product with regard to appropriate safety precautions. It does not represent any guarantee of the properties of the product. Sigma-Aldrich Corporation and its Affiliates shall not be held liable for any damage resulting from handling or from contact with the above product. See www.sigma-aldrich.com and/or the reverse side of invoice or packing slip for additional terms and conditions of sale.

Preparation Information

Sigma-Aldrich Corporation
Product Safety – Americas Region
1-800-521-8956
Version: 6.0

Revision Date: 05/25/2018

Print Date: 01/21/2019

SAFETY DATA SHEET

Version 5.4
Revision Date 05/27/2016
Print Date 04/26/2019

1. PRODUCT AND COMPANY IDENTIFICATION**1.1 Product identifiers**

Product name : 1,1-Dichloroethane

Product Number : 48512

Brand : Supelco

Index-No. : 602-011-00-1

CAS-No. : 75-34-3

1.2 Relevant identified uses of the substance or mixture and uses advised against

Identified uses : Laboratory chemicals, Synthesis of substances

1.3 Details of the supplier of the safety data sheet

Company : Sigma-Aldrich
3050 Spruce Street
SAINT LOUIS MO 63103
USA

Telephone : +1 800-325-5832

Fax : +1 800-325-5052

1.4 Emergency telephone number

Emergency Phone # : +1-703-527-3887 (CHEMTREC)

2. HAZARDS IDENTIFICATION**2.1 Classification of the substance or mixture****GHS Classification in accordance with 29 CFR 1910 (OSHA HCS)**

Flammable liquids (Category 2), H225

Acute toxicity, Oral (Category 4), H302

Eye irritation (Category 2A), H319

Specific target organ toxicity - single exposure (Category 3), Respiratory system, H335

Acute aquatic toxicity (Category 3), H402

Chronic aquatic toxicity (Category 3), H412

For the full text of the H-Statements mentioned in this Section, see Section 16.

2.2 GHS Label elements, including precautionary statements

Pictogram



Signal word

Danger

Hazard statement(s)

H225 Highly flammable liquid and vapour.

H302 Harmful if swallowed.

H319 Causes serious eye irritation.

H335 May cause respiratory irritation.

H412 Harmful to aquatic life with long lasting effects.

Precautionary statement(s)

P210 Keep away from heat/sparks/open flames/hot surfaces. No smoking.

P233	Keep container tightly closed.
P240	Ground/bond container and receiving equipment.
P241	Use explosion-proof electrical/ ventilating/ lighting/ equipment.
P242	Use only non-sparking tools.
P243	Take precautionary measures against static discharge.
P261	Avoid breathing dust/ fume/ gas/ mist/ vapours/ spray.
P264	Wash skin thoroughly after handling.
P270	Do not eat, drink or smoke when using this product.
P271	Use only outdoors or in a well-ventilated area.
P273	Avoid release to the environment.
P280	Wear protective gloves/ eye protection/ face protection.
P301 + P312 + P330	IF SWALLOWED: Call a POISON CENTER/doctor if you feel unwell. Rinse mouth.
P303 + P361 + P353	IF ON SKIN (or hair): Take off immediately all contaminated clothing. Rinse skin with water/shower.
P304 + P340 + P312	IF INHALED: Remove person to fresh air and keep comfortable for breathing. Call a POISON CENTER/doctor if you feel unwell.
P305 + P351 + P338	IF IN EYES: Rinse cautiously with water for several minutes. Remove contact lenses, if present and easy to do. Continue rinsing.
P337 + P313	If eye irritation persists: Get medical advice/ attention.
P370 + P378	In case of fire: Use dry sand, dry chemical or alcohol-resistant foam to extinguish.
P403 + P233	Store in a well-ventilated place. Keep container tightly closed.
P403 + P235	Store in a well-ventilated place. Keep cool.
P405	Store locked up.
P501	Dispose of contents/ container to an approved waste disposal plant.

2.3 Hazards not otherwise classified (HNOC) or not covered by GHS - none

3. COMPOSITION/INFORMATION ON INGREDIENTS

3.1 Substances

Synonyms	: Ethylidene chloride
Formula	: C ₂ H ₄ Cl ₂
Molecular weight	: 98.96 g/mol
CAS-No.	: 75-34-3
EC-No.	: 200-863-5
Index-No.	: 602-011-00-1

Hazardous components

Component	Classification	Concentration
1,1-Dichloroethane		
	Flam. Liq. 2; Acute Tox. 4; Eye Irrit. 2A; STOT SE 3; Aquatic Acute 3; Aquatic Chronic 3; H225, H302, H319, H335, H412	<= 100 %

For the full text of the H-Statements mentioned in this Section, see Section 16.

4. FIRST AID MEASURES

4.1 Description of first aid measures

General advice

Consult a physician. Show this safety data sheet to the doctor in attendance. Move out of dangerous area.

If inhaled

If breathed in, move person into fresh air. If not breathing, give artificial respiration. Consult a physician.

In case of skin contact

Wash off with soap and plenty of water. Consult a physician.

In case of eye contact

Rinse thoroughly with plenty of water for at least 15 minutes and consult a physician.

If swallowed

Do NOT induce vomiting. Never give anything by mouth to an unconscious person. Rinse mouth with water. Consult a physician.

4.2 Most important symptoms and effects, both acute and delayed

The most important known symptoms and effects are described in the labelling (see section 2.2) and/or in section 11

4.3 Indication of any immediate medical attention and special treatment needed

No data available

5. FIREFIGHTING MEASURES**5.1 Extinguishing media****Suitable extinguishing media**

Use water spray, alcohol-resistant foam, dry chemical or carbon dioxide.

5.2 Special hazards arising from the substance or mixture

No data available

5.3 Advice for firefighters

Wear self-contained breathing apparatus for firefighting if necessary.

5.4 Further information

Use water spray to cool unopened containers.

6. ACCIDENTAL RELEASE MEASURES**6.1 Personal precautions, protective equipment and emergency procedures**

Use personal protective equipment. Avoid breathing vapours, mist or gas. Ensure adequate ventilation. Remove all sources of ignition. Evacuate personnel to safe areas. Beware of vapours accumulating to form explosive concentrations. Vapours can accumulate in low areas.

For personal protection see section 8.

6.2 Environmental precautions

Prevent further leakage or spillage if safe to do so. Do not let product enter drains. Discharge into the environment must be avoided.

6.3 Methods and materials for containment and cleaning up

Contain spillage, and then collect with an electrically protected vacuum cleaner or by wet-brushing and place in container for disposal according to local regulations (see section 13).

6.4 Reference to other sections

For disposal see section 13.

7. HANDLING AND STORAGE**7.1 Precautions for safe handling**

Avoid contact with skin and eyes. Avoid inhalation of vapour or mist.

Use explosion-proof equipment. Keep away from sources of ignition - No smoking. Take measures to prevent the build up of electrostatic charge.

For precautions see section 2.2.

7.2 Conditions for safe storage, including any incompatibilities

Keep container tightly closed in a dry and well-ventilated place. Containers which are opened must be carefully resealed and kept upright to prevent leakage.

Storage class (TRGS 510): Flammable liquids

7.3 Specific end use(s)

Apart from the uses mentioned in section 1.2 no other specific uses are stipulated

8. EXPOSURE CONTROLS/PERSONAL PROTECTION

8.1 Control parameters

Components with workplace control parameters

Component	CAS-No.	Value	Control parameters	Basis
1,1-Dichloroethane	75-34-3	TWA	100.000000 ppm	USA. ACGIH Threshold Limit Values (TLV)
	Remarks	Upper Respiratory Tract irritation Eye irritation Liver damage Kidney damage Not classifiable as a human carcinogen		
		TWA	100.000000 ppm 400.000000 mg/m3	USA. NIOSH Recommended Exposure Limits
		See Appendix C		
		TWA	100.000000 ppm 400.000000 mg/m3	USA. Occupational Exposure Limits (OSHA) - Table Z-1 Limits for Air Contaminants
		The value in mg/m3 is approximate.		
		PEL	100 ppm 400 mg/m3	California permissible exposure limits for chemical contaminants (Title 8, Article 107)

8.2 Exposure controls

Appropriate engineering controls

Handle in accordance with good industrial hygiene and safety practice. Wash hands before breaks and at the end of workday.

Personal protective equipment

Eye/face protection

Face shield and safety glasses Use equipment for eye protection tested and approved under appropriate government standards such as NIOSH (US) or EN 166(EU).

Skin protection

Handle with gloves. Gloves must be inspected prior to use. Use proper glove removal technique (without touching glove's outer surface) to avoid skin contact with this product. Dispose of contaminated gloves after use in accordance with applicable laws and good laboratory practices. Wash and dry hands.

Full contact

Material: Fluorinated rubber

Minimum layer thickness: 0.7 mm

Break through time: 480 min

Material tested: Vitoject® (KCL 890 / Aldrich Z677698, Size M)

Splash contact

Material: butyl-rubber

Minimum layer thickness: 0.3 mm

Break through time: 60 min

Material tested: Butoject® (KCL 897 / Aldrich Z677647, Size M)

data source: KCL GmbH, D-36124 Eichenzell, phone +49 (0)6659 87300, e-mail sales@kcl.de, test method: EN374

If used in solution, or mixed with other substances, and under conditions which differ from EN 374, contact the supplier of the CE approved gloves. This recommendation is advisory only and must be evaluated by an industrial hygienist and safety officer familiar with the specific situation of anticipated use by our customers. It should not be construed as offering an approval for any specific use scenario.

Body Protection

Complete suit protecting against chemicals, Flame retardant antistatic protective clothing., The type of protective equipment must be selected according to the concentration and amount of the dangerous substance at the specific workplace.

Respiratory protection

Where risk assessment shows air-purifying respirators are appropriate use a full-face respirator with multi-purpose combination (US) or type AXBEK (EN 14387) respirator cartridges as a backup to engineering controls. If the respirator is the sole means of protection, use a full-face supplied air respirator. Use respirators and components tested and approved under appropriate government standards such as NIOSH (US) or CEN (EU).

Control of environmental exposure

Prevent further leakage or spillage if safe to do so. Do not let product enter drains. Discharge into the environment must be avoided.

9. PHYSICAL AND CHEMICAL PROPERTIES**9.1 Information on basic physical and chemical properties**

- | | |
|---|-----------------------------------|
| a) Appearance | Form: liquid |
| b) Odour | No data available |
| c) Odour Threshold | No data available |
| d) pH | No data available |
| e) Melting point/freezing point | -98.0 °C (-144.4 °F) |
| f) Initial boiling point and boiling range | 55.0 - 58.0 °C (131.0 - 136.4 °F) |
| g) Flash point | -10.0 °C (14.0 °F) - closed cup |
| h) Evaporation rate | No data available |
| i) Flammability (solid, gas) | No data available |
| j) Upper/lower flammability or explosive limits | No data available |
| k) Vapour pressure | No data available |
| l) Vapour density | No data available |
| m) Relative density | 1.17 g/cm ³ |
| n) Water solubility | No data available |
| o) Partition coefficient: n-octanol/water | No data available |
| p) Auto-ignition temperature | No data available |
| q) Decomposition temperature | No data available |
| r) Viscosity | No data available |
| s) Explosive properties | No data available |
| t) Oxidizing properties | No data available |

9.2 Other safety information

No data available

10. STABILITY AND REACTIVITY**10.1 Reactivity**

No data available

10.2 Chemical stability

Stable under recommended storage conditions.

10.3 Possibility of hazardous reactions

Vapours may form explosive mixture with air.

10.4 Conditions to avoid

Heat, flames and sparks.

10.5 Incompatible materials

Oxidizing agents

10.6 Hazardous decomposition products

Other decomposition products - No data available

Hazardous decomposition products formed under fire conditions. - Carbon oxides, Hydrogen chloride gas

In the event of fire: see section 5

11. TOXICOLOGICAL INFORMATION

11.1 Information on toxicological effects

Acute toxicity

LD50 Oral - Rat - 725.0 mg/kg

LC50 Inhalation - Rat - 4 h - 13000 ppm

Dermal: No data available

No data available

Skin corrosion/irritation

No data available

Serious eye damage/eye irritation

No data available

Respiratory or skin sensitisation

Chronic exposure may cause dermatitis.

Germ cell mutagenicity

No data available

Carcinogenicity

This product is or contains a component that is not classifiable as to its carcinogenicity based on its IARC, ACGIH, NTP, or EPA classification.

IARC: No component of this product present at levels greater than or equal to 0.1% is identified as probable, possible or confirmed human carcinogen by IARC.

NTP: No component of this product present at levels greater than or equal to 0.1% is identified as a known or anticipated carcinogen by NTP.

OSHA: No component of this product present at levels greater than or equal to 0.1% is identified as a carcinogen or potential carcinogen by OSHA.

Reproductive toxicity

No data available

No data available

Specific target organ toxicity - single exposure

May cause respiratory irritation.

Specific target organ toxicity - repeated exposure

No data available

Aspiration hazard

No data available

Additional Information

RTECS: KI0175000

Liver injury may occur., Kidney injury may occur., narcosis, To the best of our knowledge, the chemical, physical, and toxicological properties have not been thoroughly investigated.

Central nervous system -

12. ECOLOGICAL INFORMATION**12.1 Toxicity**

No data available

12.2 Persistence and degradability

No data available

12.3 Bioaccumulative potential

No data available

12.4 Mobility in soil

No data available

12.5 Results of PBT and vPvB assessment

PBT/vPvB assessment not available as chemical safety assessment not required/not conducted

12.6 Other adverse effects

An environmental hazard cannot be excluded in the event of unprofessional handling or disposal.
Harmful to aquatic life.

13. DISPOSAL CONSIDERATIONS**13.1 Waste treatment methods****Product**

Burn in a chemical incinerator equipped with an afterburner and scrubber but exert extra care in igniting as this material is highly flammable. Offer surplus and non-recyclable solutions to a licensed disposal company. Contact a licensed professional waste disposal service to dispose of this material.

Contaminated packaging

Dispose of as unused product.

14. TRANSPORT INFORMATION**DOT (US)**

UN number: 2362 Class: 3 Packing group: II
Proper shipping name: 1,1-Dichloroethane
Reportable Quantity (RQ): 1000 lbs

Poison Inhalation Hazard: No

IMDG

UN number: 2362 Class: 3 Packing group: II EMS-No: F-E, S-D
Proper shipping name: 1,1-DICHLOROETHANE

IATA

UN number: 2362 Class: 3 Packing group: II
Proper shipping name: 1,1-Dichloroethane

15. REGULATORY INFORMATION**SARA 302 Components**

No chemicals in this material are subject to the reporting requirements of SARA Title III, Section 302.

SARA 313 Components

The following components are subject to reporting levels established by SARA Title III, Section 313:

	CAS-No.	Revision Date
1,1-Dichloroethane	75-34-3	2007-07-01

SARA 311/312 Hazards

Fire Hazard, Acute Health Hazard

Massachusetts Right To Know Components

1,1-Dichloroethane

CAS-No.
75-34-3Revision Date
2007-07-01**Pennsylvania Right To Know Components**

1,1-Dichloroethane

CAS-No.
75-34-3Revision Date
2007-07-01**New Jersey Right To Know Components**

1,1-Dichloroethane

CAS-No.
75-34-3Revision Date
2007-07-01**California Prop. 65 Components**

WARNING! This product contains a chemical known to the State of California to cause cancer.

1,1-Dichloroethane

CAS-No.
75-34-3Revision Date
2007-09-28

16. OTHER INFORMATION**Full text of H-Statements referred to under sections 2 and 3.**

Acute Tox.	Acute toxicity
Aquatic Acute	Acute aquatic toxicity
Aquatic Chronic	Chronic aquatic toxicity
Eye Irrit.	Eye irritation
Flam. Liq.	Flammable liquids
H225	Highly flammable liquid and vapour.
H302	Harmful if swallowed.
H319	Causes serious eye irritation.
H335	May cause respiratory irritation.

HMIS Rating

Health hazard:	2
Chronic Health Hazard:	*
Flammability:	3
Physical Hazard	0

NFPA Rating

Health hazard:	2
Fire Hazard:	3
Reactivity Hazard:	0

Further information

Copyright 2016 Sigma-Aldrich Co. LLC. License granted to make unlimited paper copies for internal use only. The above information is believed to be correct but does not purport to be all inclusive and shall be used only as a guide. The information in this document is based on the present state of our knowledge and is applicable to the product with regard to appropriate safety precautions. It does not represent any guarantee of the properties of the product. Sigma-Aldrich Corporation and its Affiliates shall not be held liable for any damage resulting from handling or from contact with the above product. See www.sigma-aldrich.com and/or the reverse side of invoice or packing slip for additional terms and conditions of sale.

Preparation Information

Sigma-Aldrich Corporation
Product Safety – Americas Region
1-800-521-8956

Version: 5.4

Revision Date: 05/27/2016

Print Date: 04/26/2019

SAFETY DATA SHEET

Creation Date 22-Sep-2009

Revision Date 25-Apr-2019

Revision Number 6

1. Identification

Product Name Vinylidene chloride, stabilized

Cat No. : AC172290000; AC172290010; AC172290025; AC172290250

CAS-No 75-35-4
Synonyms 1,1-Dichloroethylene

Recommended Use Laboratory chemicals.
Uses advised against Food, drug, pesticide or biocidal product use

Details of the supplier of the safety data sheet

Company

Fisher Scientific	Acros Organics
One Reagent Lane	One Reagent Lane
Fair Lawn, NJ 07410	Fair Lawn, NJ 07410
Tel: (201) 796-7100	

Emergency Telephone Number

For information **US** call: 001-800-ACROS-01 / **Europe** call: +32 14 57 52 11
Emergency Number **US**:001-201-796-7100 / **Europe**: +32 14 57 52 99
CHEMTREC Tel. No.**US**:001-800-424-9300 / **Europe**:001-703-527-3887

2. Hazard(s) identification

Classification

This chemical is considered hazardous by the 2012 OSHA Hazard Communication Standard (29 CFR 1910.1200)

Flammable liquids	Category 1
Acute oral toxicity	Category 4
Acute Inhalation Toxicity - Vapors	Category 4
Serious Eye Damage/Eye Irritation	Category 2
Carcinogenicity	Category 2
Specific target organ toxicity - (repeated exposure)	Category 2

Label Elements

Signal Word

Danger

Hazard Statements

Extremely flammable liquid and vapor
Harmful if swallowed
Causes serious eye irritation
Harmful if inhaled

Suspected of causing cancer
May cause damage to organs through prolonged or repeated exposure

**Precautionary Statements****Prevention**

Obtain special instructions before use
Do not handle until all safety precautions have been read and understood
Use personal protective equipment as required
Wash face, hands and any exposed skin thoroughly after handling
Do not eat, drink or smoke when using this product
Use only outdoors or in a well-ventilated area
Wear eye/face protection
Do not breathe dust/fume/gas/mist/vapors/spray
Keep away from heat/sparks/open flames/hot surfaces. - No smoking
Keep container tightly closed
Ground/bond container and receiving equipment
Use explosion-proof electrical/ventilating/lighting/equipment
Use only non-sparking tools
Take precautionary measures against static discharge

Response

IF exposed or concerned: Get medical attention/advice

Inhalation

IF INHALED: Remove victim to fresh air and keep at rest in a position comfortable for breathing

Skin

IF ON SKIN (or hair): Take off immediately all contaminated clothing. Rinse skin with water/shower

Eyes

IF IN EYES: Rinse cautiously with water for several minutes. Remove contact lenses, if present and easy to do. Continue rinsing
If eye irritation persists: Get medical advice/attention

Ingestion

IF SWALLOWED: Call a POISON CENTER or doctor/physician if you feel unwell

Rinse mouth

Fire

In case of fire: Use CO₂, dry chemical, or foam for extinction

Storage

Store locked up
Store in a well-ventilated place. Keep cool

Disposal

Dispose of contents/container to an approved waste disposal plant

Hazards not otherwise classified (HNOC)

Toxic to aquatic life with long lasting effects

3. Composition/Information on Ingredients

Component	CAS-No	Weight %
Vinylidene chloride	75-35-4	>95
4-Methoxyphenol	150-76-5	0.02

4. First-aid measures

Eye Contact	Rinse immediately with plenty of water, also under the eyelids, for at least 15 minutes. Get medical attention.
Skin Contact	Wash off immediately with plenty of water for at least 15 minutes. Obtain medical attention.
Inhalation	Move to fresh air. If breathing is difficult, give oxygen. Obtain medical attention.
Ingestion	Do not induce vomiting. Obtain medical attention.
Most important symptoms and effects	Breathing difficulties. . Inhalation of high vapor concentrations may cause symptoms like headache, dizziness, tiredness, nausea and vomiting
Notes to Physician	Treat symptomatically

5. Fire-fighting measures

Suitable Extinguishing Media	Water spray. Carbon dioxide (CO ₂). Dry chemical. Use water spray to cool unopened containers. Chemical foam. Cool closed containers exposed to fire with water spray.
Unsuitable Extinguishing Media	No information available
Flash Point	-25 °C / -13 °F
Method -	No information available
Autoignition Temperature	520 °C / 968 °F
Explosion Limits	
Upper	16.5%
Lower	8.4%
Sensitivity to Mechanical Impact	No information available
Sensitivity to Static Discharge	No information available

Specific Hazards Arising from the Chemical

Extremely flammable. Vapors may travel to source of ignition and flash back. Vapors may form explosive mixture with air. Containers may explode when heated. Vapors may form explosive mixtures with air.

Hazardous Combustion Products

Hydrogen chloride gas Carbon monoxide (CO) Carbon dioxide (CO₂) Formaldehyde peroxides

Protective Equipment and Precautions for Firefighters

Vapors are heavier than air and may spread along floors. As in any fire, wear self-contained breathing apparatus pressure-demand, MSHA/NIOSH (approved or equivalent) and full protective gear.

NFPA

Health	Flammability	Instability	Physical hazards
2	4	1	N/A

6. Accidental release measures

Personal Precautions	Remove all sources of ignition. Take precautionary measures against static discharges.
Environmental Precautions	Do not flush into surface water or sanitary sewer system. See Section 12 for additional ecological information. Avoid release to the environment. Collect spillage.
Methods for Containment and Clean Up	Soak up with inert absorbent material (e.g. sand, silica gel, acid binder, universal binder, sawdust). Keep in suitable, closed containers for disposal. Remove all sources of ignition. Use spark-proof tools and explosion-proof equipment. Do not let this chemical enter the environment.

7. Handling and storage

Handling	Ensure adequate ventilation. Wear personal protective equipment. Avoid contact with skin and eyes. Take precautionary measures against static discharges. Do not ingest. Use only
-----------------	---

in area provided with appropriate exhaust ventilation. Use explosion-proof equipment. Use only non-sparking tools. Avoid shock and friction. Avoid breathing dust/fume/gas/mist/vapors/spray. Keep away from open flames, hot surfaces and sources of ignition. To avoid ignition of vapors by static electricity discharge, all metal parts of the equipment must be grounded.

Storage

Refrigerator/flammables. Keep away from heat and sources of ignition. Protect from light. May form explosive peroxides on prolonged storage. Keep under nitrogen. Keep containers tightly closed in a dry, cool and well-ventilated place.

8. Exposure controls / personal protection

Exposure Guidelines

Component	ACGIH TLV	OSHA PEL	NIOSH IDLH	Mexico OEL (TWA)
Vinylidene chloride	TWA: 5 ppm	(Vacated) TWA: 1 ppm (Vacated) TWA: 4 mg/m ³		TWA: 5 ppm
4-Methoxyphenol	TWA: 5 mg/m ³	(Vacated) TWA: 5 mg/m ³	TWA: 5 mg/m ³	TWA: 5 mg/m ³

Legend

ACGIH - American Conference of Governmental Industrial Hygienists

OSHA - Occupational Safety and Health Administration

NIOSH IDLH: The National Institute for Occupational Safety and Health Immediately Dangerous to Life or Health

Engineering Measures

Use explosion-proof electrical/ventilating/lighting/equipment. Ensure adequate ventilation, especially in confined areas. Ensure that eyewash stations and safety showers are close to the workstation location.

Personal Protective Equipment**Eye/face Protection**

Wear appropriate protective eyeglasses or chemical safety goggles as described by OSHA's eye and face protection regulations in 29 CFR 1910.133 or European Standard EN166.

Skin and body protection

Wear appropriate protective gloves and clothing to prevent skin exposure.

Respiratory Protection

Follow the OSHA respirator regulations found in 29 CFR 1910.134 or European Standard EN 149. Use a NIOSH/MSHA or European Standard EN 149 approved respirator if exposure limits are exceeded or if irritation or other symptoms are experienced.

Hygiene Measures

Handle in accordance with good industrial hygiene and safety practice.

9. Physical and chemical properties

Physical State	Liquid
Appearance	Colorless
Odor	aromatic
Odor Threshold	No information available
pH	7 2.5 g/l aq.sol
Melting Point/Range	-122 °C / -187.6 °F
Boiling Point/Range	31.2 - 32 °C / 88.2 - 89.6 °F @ 760 mmHg
Flash Point	-25 °C / -13 °F
Evaporation Rate	No information available
Flammability (solid,gas)	Not applicable
Flammability or explosive limits	
Upper	16.5%
Lower	8.4%
Vapor Pressure	665 mbar @ 20 °C
Vapor Density	3.4 (Air = 1.0)

Specific Gravity	1.218
Solubility	No information available
Partition coefficient; n-octanol/water	No data available
Autoignition Temperature	520 °C / 968 °F
Decomposition Temperature	No information available
Viscosity	.377 mPa.s at 15 °C
Molecular Formula	C ₂ H ₂ Cl ₂
Molecular Weight	96.94

10. Stability and reactivity

Reactive Hazard	None known, based on information available
Stability	May form explosive peroxides. Hazardous polymerization may occur upon depletion of inhibitor. Moisture sensitive. Air sensitive. Light sensitive.
Conditions to Avoid	Keep away from open flames, hot surfaces and sources of ignition. Excess heat. Exposure to air. Exposure to light. Incompatible products. Exposure to moist air or water.
Incompatible Materials	Strong oxidizing agents, Strong bases, Powdered metal salts, oxygen, Peroxides, Metals, copper, Powdered metals, Acids
Hazardous Decomposition Products	Hydrogen chloride gas, Carbon monoxide (CO), Carbon dioxide (CO ₂), Formaldehyde, peroxides
Hazardous Polymerization	Hazardous polymerization may occur.
Hazardous Reactions	None under normal processing.

11. Toxicological information

Acute Toxicity

Product Information

Oral LD50 Category 4. ATE = 300 - 2000 mg/kg.

Vapor LC50 Category 4. ATE = 10 - 20 mg/l.

Component Information

Component	LD50 Oral	LD50 Dermal	LC50 Inhalation
Vinylidene chloride	LD50 = 1500 mg/kg (Rat) LD50 = 200 mg/kg (Rat)	Not listed	LC50 = 1.66 mg/L (Rat) 4 h LC50 = 6350 ppm (Rat) 4 h
4-Methoxyphenol	1600 mg/kg (Rat)	LD50 > 2000 mg/kg (Rabbit)	Not listed

Toxicologically Synergistic Products No information available

Delayed and immediate effects as well as chronic effects from short and long-term exposure

Irritation May cause eye, skin, and respiratory tract irritation

Sensitization No information available

Carcinogenicity Limited evidence of a carcinogenic effect. The table below indicates whether each agency has listed any ingredient as a carcinogen.

Component	CAS-No	IARC	NTP	ACGIH	OSHA	Mexico
Vinylidene chloride	75-35-4	Group 2B	Not listed	Not listed	X	Not listed
4-Methoxyphenol	150-76-5	Not listed	Not listed	Not listed	Not listed	Not listed

Mutagenic Effects Ames test: positive.

Reproductive Effects No information available.

Developmental Effects	No information available.
Teratogenicity	No information available.
STOT - single exposure	None known
STOT - repeated exposure	None known
Aspiration hazard	No information available
Symptoms / effects, both acute and delayed	Inhalation of high vapor concentrations may cause symptoms like headache, dizziness, tiredness, nausea and vomiting
Endocrine Disruptor Information	No information available
Other Adverse Effects	The toxicological properties have not been fully investigated. See actual entry in RTECS for complete information.

12. Ecological information

Ecotoxicity

The product contains following substances which are hazardous for the environment. Toxic to aquatic organisms, may cause long-term adverse effects in the aquatic environment.

Component	Freshwater Algae	Freshwater Fish	Microtox	Water Flea
Vinylidene chloride	Not listed	LC50: 85 - 117 mg/L, 96h flow-through (Pimephales promelas) LC50: 161 - 179 mg/L, 96h static (Pimephales promelas) LC50: 57 - 91 mg/L, 96h static (Lepomis macrochirus)	EC50 > 2000 mg/L 17 h	LC50: 62 - 110 mg/L, 48h Static (Daphnia magna) LC50: 9.0 - 14.0 mg/L, 48h Static (Daphnia magna)
4-Methoxyphenol	Not listed	LC50: = 84.3 mg/L, 96h flow-through (Pimephales promelas) LC50: = 28.5 mg/L, 96h flow-through (Oncorhynchus mykiss)	EC50 = 3.66 mg/L 5 min EC50 = 4.30 mg/L 15 min EC50 = 4.61 mg/L 30 min	Not listed

Persistence and Degradability	No information available
Bioaccumulation/ Accumulation	No information available.
Mobility	Will likely be mobile in the environment due to its volatility.

Component	log Pow
Vinylidene chloride	2.02
4-Methoxyphenol	1.3

13. Disposal considerations

Waste Disposal Methods Chemical waste generators must determine whether a discarded chemical is classified as a hazardous waste. Chemical waste generators must also consult local, regional, and national hazardous waste regulations to ensure complete and accurate classification.

Component	RCRA - U Series Wastes	RCRA - P Series Wastes
Vinylidene chloride - 75-35-4	U078	-

14. Transport information

DOT

UN-No

UN1303

Proper Shipping Name	VINYLDENE CHLORIDE, STABILIZED
Hazard Class	3
Packing Group	I
TDG	
UN-No	UN1303
Proper Shipping Name	VINYLDENE CHLORIDE, STABILIZED
Hazard Class	3
Packing Group	I
IATA	
UN-No	UN1303
Proper Shipping Name	VINYLDENE CHLORIDE, STABILIZED
Hazard Class	3
Packing Group	I
IMDG/IMO	
UN-No	UN1303
Proper Shipping Name	VINYLDENE CHLORIDE, STABILIZED
Hazard Class	3
Subsidiary Hazard Class	P
Packing Group	I

15. Regulatory information

United States of America Inventory

Component	CAS-No	TSCA	TSCA Inventory notification - Active/Inactive	TSCA - EPA Regulatory Flags
Vinylidene chloride	75-35-4	X	ACTIVE	-
4-Methoxyphenol	150-76-5	X	ACTIVE	-

Legend:

TSCA - Toxic Substances Control Act, (40 CFR Part 710)

X - Listed

'-' - Not Listed

TSCA 12(b) - Notices of Export Not applicable

International Inventories

Canada (DSL/NDSL), Europe (EINECS/ELINCS/NLP), Philippines (PICCS), Japan (ENCS), Australia (AICS), China (IECSC), Korea (ECL).

Component	CAS-No	DSL	NDSL	EINECS	PICCS	ENCS	AICS	IECSC	KECL
Vinylidene chloride	75-35-4	X	-	200-864-0	X	X	X	X	KE-10122
4-Methoxyphenol	150-76-5	X	-	205-769-8	X	X	X	X	KE-23353

U.S. Federal Regulations

SARA 313

Component	CAS-No	Weight %	SARA 313 - Threshold Values %
Vinylidene chloride	75-35-4	>95	1.0

SARA 311/312 Hazard Categories See section 2 for more information

CWA (Clean Water Act)

Component	CWA - Hazardous Substances	CWA - Reportable Quantities	CWA - Toxic Pollutants	CWA - Priority Pollutants
Vinylidene chloride	X	100 lb	X	X

Clean Air Act

Component	HAPS Data	Class 1 Ozone Depletors	Class 2 Ozone Depletors
Vinylidene chloride	X		-

OSHA - Occupational Safety and Health Administration Not applicable

CERCLA This material, as supplied, contains one or more substances regulated as a hazardous substance under the Comprehensive Environmental Response Compensation and Liability Act (CERCLA) (40 CFR 302)

Component	Hazardous Substances RQs	CERCLA EHS RQs
Vinylidene chloride	100 lb 1 lb	-

California Proposition 65 This product does not contain any Proposition 65 chemicals

Component	CAS-No	California Prop. 65	Prop 65 NSRL	Category
Vinylidene chloride	75-35-4	Carcinogen	0.88 µg/day	Carcinogen

U.S. State Right-to-Know Regulations

Component	Massachusetts	New Jersey	Pennsylvania	Illinois	Rhode Island
Vinylidene chloride	X	X	X	X	X
4-Methoxyphenol	X	X	X	-	X

U.S. Department of Transportation

Reportable Quantity (RQ): N
DOT Marine Pollutant N
DOT Severe Marine Pollutant N

U.S. Department of Homeland Security

This product contains the following DHS chemicals:
Legend - STQs = Screening Threshold Quantities, APA = A placarded amount

Component	DHS Chemical Facility Anti-Terrorism Standard
Vinylidene chloride	Release STQs - 10000lb

Other International Regulations

Mexico - Grade No information available

16. Other information

Prepared By Regulatory Affairs
Thermo Fisher Scientific
Email: EMSDS.RA@thermofisher.com

Creation Date 22-Sep-2009

Revision Date 25-Apr-2019

Print Date 25-Apr-2019

Revision Summary This document has been updated to comply with the US OSHA HazCom 2012 Standard replacing the current legislation under 29 CFR 1910.1200 to align with the Globally Harmonized System of Classification and Labeling of Chemicals (GHS).

Disclaimer

The information provided in this Safety Data Sheet is correct to the best of our knowledge, information and belief at the date of its publication. The information given is designed only as a guidance for safe handling, use, processing, storage, transportation, disposal and release and is not to be considered a warranty or quality specification. The information relates only to the specific material designated and may not be valid for such material used in combination with any other materials or in any process, unless specified in the text

End of SDS

SAFETY DATA SHEET

Creation Date 04-Feb-2010

Revision Date 18-Jan-2018

Revision Number 6

1. Identification

Product Name 1,2-Dichloroethane

Cat No. : E175-4; E175-20; E175-500; E175RS-19; E175RS-50; E190-4

CAS-No 107-06-2

Synonyms Ethylene dichloride; Ethylene chloride (Certified ACS/Spectranalyzed)

Recommended Use Laboratory chemicals.

Uses advised against Not for food, drug, pesticide or biocidal product use

Details of the supplier of the safety data sheet

Company

Fisher Scientific
One Reagent Lane
Fair Lawn, NJ 07410
Tel: (201) 796-7100

Emergency Telephone Number

CHEMTREC®, Inside the USA: 800-424-9300
CHEMTREC®, Outside the USA: 001-703-527-3887

2. Hazard(s) identification

Classification

This chemical is considered hazardous by the 2012 OSHA Hazard Communication Standard (29 CFR 1910.1200)

Flammable liquids	Category 2
Acute oral toxicity	Category 4
Acute Inhalation Toxicity - Vapors	Category 3
Skin Corrosion/irritation	Category 2
Serious Eye Damage/Eye Irritation	Category 2
Carcinogenicity	Category 1B
Specific target organ toxicity (single exposure)	Category 3
Target Organs - Respiratory system, Central nervous system (CNS).	
Specific target organ toxicity - (repeated exposure)	Category 2
Target Organs - Kidney, Liver, Heart, Blood.	

Label Elements

Signal Word

Danger

Hazard Statements

Highly flammable liquid and vapor
Harmful if swallowed
Causes skin irritation
Causes serious eye irritation

Toxic if inhaled
May cause respiratory irritation
May cause drowsiness or dizziness
May cause cancer
May cause damage to organs through prolonged or repeated exposure

**Precautionary Statements****Prevention**

Obtain special instructions before use
Do not handle until all safety precautions have been read and understood
Use personal protective equipment as required
Wash face, hands and any exposed skin thoroughly after handling
Do not eat, drink or smoke when using this product
Use only outdoors or in a well-ventilated area
Wear eye/face protection
Do not breathe dust/fume/gas/mist/vapors/spray
Keep away from heat/sparks/open flames/hot surfaces. - No smoking
Keep container tightly closed
Ground/bond container and receiving equipment
Use explosion-proof electrical/ventilating/lighting/equipment
Use only non-sparking tools
Take precautionary measures against static discharge
Keep cool

Response

IF exposed or concerned: Get medical attention/advice

Inhalation

IF INHALED: Remove victim to fresh air and keep at rest in a position comfortable for breathing
Call a POISON CENTER or doctor/physician

Skin

If skin irritation occurs: Get medical advice/attention
IF ON SKIN (or hair): Take off immediately all contaminated clothing. Rinse skin with water/shower
Wash contaminated clothing before reuse

Eyes

IF IN EYES: Rinse cautiously with water for several minutes. Remove contact lenses, if present and easy to do. Continue rinsing
If eye irritation persists: Get medical advice/attention

Ingestion

IF SWALLOWED: Call a POISON CENTER or doctor/physician if you feel unwell
Rinse mouth

Fire

In case of fire: Use CO₂, dry chemical, or foam for extinction

Storage

Store locked up
Store in a well-ventilated place. Keep container tightly closed

Disposal

Dispose of contents/container to an approved waste disposal plant

Hazards not otherwise classified (HNOC)

WARNING. Cancer - <https://www.p65warnings.ca.gov/>.

3. Composition/Information on Ingredients

Component	CAS-No	Weight %
Ethylene dichloride	107-06-2	>95

4. First-aid measures

General Advice	Show this safety data sheet to the doctor in attendance. Immediate medical attention is required.
Eye Contact	Rinse immediately with plenty of water, also under the eyelids, for at least 15 minutes. Immediate medical attention is required.
Skin Contact	Wash off immediately with plenty of water for at least 15 minutes. Immediate medical attention is required.
Inhalation	Move to fresh air. If breathing is difficult, give oxygen. Do not use mouth-to-mouth method if victim ingested or inhaled the substance; give artificial respiration with the aid of a pocket mask equipped with a one-way valve or other proper respiratory medical device. Immediate medical attention is required.
Ingestion	Do not induce vomiting. Call a physician or Poison Control Center immediately.
Most important symptoms and effects	Breathing difficulties. May cause cardiac arrhythmia. May cause central nervous system depression: Symptoms may include tightness in the chest, flushing, headache, nausea, vomiting, respiratory depression, weakness, irregular heartbeat, abdominal pain, convulsions, and shock
Notes to Physician	Treat symptomatically

5. Fire-fighting measures

Suitable Extinguishing Media	Use water spray, alcohol-resistant foam, dry chemical or carbon dioxide. Cool closed containers exposed to fire with water spray.
Unsuitable Extinguishing Media	Water may be ineffective
Flash Point	13 °C / 55.4 °F
Method -	No information available
Autoignition Temperature	440 °C / 824 °F
Explosion Limits	
Upper	15.9 vol %
Lower	6.2 vol %
Sensitivity to Mechanical Impact	No information available
Sensitivity to Static Discharge	No information available

Specific Hazards Arising from the Chemical

Flammable. Containers may explode when heated. Vapors may form explosive mixtures with air. Vapors may travel to source of ignition and flash back. Keep product and empty container away from heat and sources of ignition. Thermal decomposition can lead to release of irritating gases and vapors.

Hazardous Combustion Products

Carbon monoxide (CO) Carbon dioxide (CO₂) Hydrogen chloride gas Phosgene

Protective Equipment and Precautions for Firefighters

As in any fire, wear self-contained breathing apparatus pressure-demand, MSHA/NIOSH (approved or equivalent) and full protective gear. Thermal decomposition can lead to release of irritating gases and vapors.

NFPA

Health
3Flammability
3Instability
0Physical hazards
N/A**6. Accidental release measures****Personal Precautions**

Use personal protective equipment. Evacuate personnel to safe areas. Keep people away from and upwind of spill/leak. Ensure adequate ventilation. Remove all sources of ignition. Take precautionary measures against static discharges.

Environmental Precautions

Should not be released into the environment. See Section 12 for additional ecological information.

Methods for Containment and Clean Up

Soak up with inert absorbent material. Keep in suitable, closed containers for disposal. Remove all sources of ignition. Use spark-proof tools and explosion-proof equipment.

7. Handling and storage**Handling**

Wear personal protective equipment. Do not get in eyes, on skin, or on clothing. Do not ingest. Use only under a chemical fume hood. Do not breathe vapors or spray mist. Keep away from open flames, hot surfaces and sources of ignition. Use only non-sparking tools. To avoid ignition of vapors by static electricity discharge, all metal parts of the equipment must be grounded. Take precautionary measures against static discharges.

Storage

Keep containers tightly closed in a dry, cool and well-ventilated place. Keep away from heat and sources of ignition.

8. Exposure controls / personal protection**Exposure Guidelines**

Component	ACGIH TLV	OSHA PEL	NIOSH IDLH	Mexico OEL (TWA)
Ethylene dichloride	TWA: 10 ppm	(Vacated) TWA: 1 ppm (Vacated) TWA: 4 mg/m ³ Ceiling: 100 ppm (Vacated) STEL: 2 ppm (Vacated) STEL: 8 mg/m ³ TWA: 50 ppm	IDLH: 50 ppm TWA: 1 ppm TWA: 4 mg/m ³ STEL: 2 ppm STEL: 8 mg/m ³	TWA: 10 ppm TWA: 40 mg/m ³

Legend

ACGIH - American Conference of Governmental Industrial Hygienists

OSHA - Occupational Safety and Health Administration

NIOSH IDLH: The National Institute for Occupational Safety and Health Immediately Dangerous to Life or Health

Engineering Measures

Use only under a chemical fume hood. Use explosion-proof electrical/ventilating/lighting/equipment. Ensure that eyewash stations and safety showers are close to the workstation location. Ensure adequate ventilation, especially in confined areas.

Personal Protective Equipment**Eye/face Protection**

Wear appropriate protective eyeglasses or chemical safety goggles as described by OSHA's eye and face protection regulations in 29 CFR 1910.133 or European Standard EN166. Tightly fitting safety goggles. Face-shield.

Skin and body protection

Wear appropriate protective gloves and clothing to prevent skin exposure.

Respiratory Protection

Follow the OSHA respirator regulations found in 29 CFR 1910.134 or European Standard EN 149. Use a NIOSH/MSHA or European Standard EN 149 approved respirator if exposure limits are exceeded or if irritation or other symptoms are experienced.

Hygiene Measures

Handle in accordance with good industrial hygiene and safety practice.

9. Physical and chemical properties

Physical State	Liquid
Appearance	Colorless
Odor	sweet
Odor Threshold	400 ppm
pH	No information available
Melting Point/Range	-35 °C / -31 °F
Boiling Point/Range	81 - 85 °C / 177.8 - 185 °F
Flash Point	13 °C / 55.4 °F
Evaporation Rate	6.5 (Butyl Acetate = 1.0)
Flammability (solid,gas)	Not applicable
Flammability or explosive limits	
Upper	15.9 vol %
Lower	6.2 vol %
Vapor Pressure	65 mmHg @ 29 °C
Vapor Density	3.4
Specific Gravity	1.250
Solubility	Insoluble in water
Partition coefficient; n-octanol/water	No data available
Autoignition Temperature	440 °C / 824 °F
Decomposition Temperature	No information available
Viscosity	0.8 mPa s at 20 °C
Molecular Formula	C ₂ H ₄ Cl ₂
Molecular Weight	98.96

10. Stability and reactivity

Reactive Hazard	None known, based on information available
Stability	Stable under normal conditions.
Conditions to Avoid	Incompatible products. Excess heat. Keep away from open flames, hot surfaces and sources of ignition.
Incompatible Materials	Strong oxidizing agents, Bases, Alkali metals
Hazardous Decomposition Products	Carbon monoxide (CO), Carbon dioxide (CO ₂), Hydrogen chloride gas, Phosgene
Hazardous Polymerization	Hazardous polymerization does not occur.
Hazardous Reactions	None under normal processing.

11. Toxicological information

Acute Toxicity

Product Information Component Information

Component	LD50 Oral	LD50 Dermal	LC50 Inhalation
Ethylene dichloride	625 mg/kg (Rat) 413 mg/kg (Mouse)	2800 mg/kg (Rabbit)	28.79 mg/L (Rat) 1h 7.8 mg/l (Rat) 4h

Toxicologically Synergistic Products No information available

Delayed and immediate effects as well as chronic effects from short and long-term exposure

Irritation	Irritating to eyes, respiratory system and skin
Sensitization	No information available

Carcinogenicity

The table below indicates whether each agency has listed any ingredient as a carcinogen.

Component	CAS-No	IARC	NTP	ACGIH	OSHA	Mexico
Ethylene dichloride	107-06-2	Group 2B	Reasonably Anticipated	Not listed	X	Not listed

IARC: (International Agency for Research on Cancer)

IARC: (International Agency for Research on Cancer)

Group 1 - Carcinogenic to Humans

Group 2A - Probably Carcinogenic to Humans

Group 2B - Possibly Carcinogenic to Humans

NTP: (National Toxicity Program)

Known - Known Carcinogen

Reasonably Anticipated - Reasonably Anticipated to be a Human Carcinogen

NTP: (National Toxicity Program)

Mutagenic Effects

No information available

Reproductive Effects

No information available.

Developmental Effects

No information available.

Teratogenicity

No information available.

STOT - single exposure

Respiratory system Central nervous system (CNS)

STOT - repeated exposure

Kidney Liver Heart Blood

Aspiration hazard

No information available

Symptoms / effects, both acute and delayed

May cause central nervous system depression: Symptoms may include tightness in the chest, flushing, headache, nausea, vomiting, respiratory depression, weakness, irregular heartbeat, abdominal pain, convulsions, and shock

Endocrine Disruptor Information

No information available

Other Adverse Effects

The toxicological properties have not been fully investigated.

12. Ecological information

Ecotoxicity

Do not empty into drains.

Component	Freshwater Algae	Freshwater Fish	Microtox	Water Flea
Ethylene dichloride	EC50: = 166 mg/L, 96h static (Desmodesmus subspicatus) EC50: > 433 mg/L, 96h (Pseudokirchneriella subcapitata)	LC50: 110 - 123 mg/L, 96h flow-through (Pimephales promelas) LC50: 230 - 710 mg/L, 96h flow-through (Lepomis macrochirus) LC50: = 225 mg/L, 96h static (Oncorhynchus mykiss)	Not listed	EC50: 140 - 190 mg/L, 48h Static (Daphnia magna)

Persistence and Degradability

Persistence is unlikely based on information available.

Bioaccumulation/ Accumulation

No information available.

Mobility

Will likely be mobile in the environment due to its volatility.

Component	log Pow
Ethylene dichloride	1.45

13. Disposal considerations

Waste Disposal Methods

Chemical waste generators must determine whether a discarded chemical is classified as a hazardous waste. Chemical waste generators must also consult local, regional, and national hazardous waste regulations to ensure complete and accurate classification.

Component	RCRA - U Series Wastes	RCRA - P Series Wastes
Ethylene dichloride - 107-06-2	U077	-

14. Transport information

DOT

UN-No	UN1184
Proper Shipping Name	ETHYLENE DICHLORIDE
Hazard Class	3
Subsidiary Hazard Class	6.1
Packing Group	II

TDG

UN-No	UN1184
Proper Shipping Name	ETHYLENE DICHLORIDE
Hazard Class	3
Subsidiary Hazard Class	6.1
Packing Group	II

IATA

UN-No	UN1184
Proper Shipping Name	ETHYLENE DICHLORIDE
Hazard Class	3
Subsidiary Hazard Class	6.1
Packing Group	II

IMDG/IMO

UN-No	UN1184
Proper Shipping Name	ETHYLENE DICHLORIDE
Hazard Class	3
Subsidiary Hazard Class	6.1
Packing Group	II

15. Regulatory information

All of the components in the product are on the following Inventory lists: X = listed

International Inventories

Component	TSCA	DSL	NDSL	EINECS	ELINCS	NLP	PICCS	ENCS	AICS	IECSC	KECL
Ethylene dichloride	X	X	-	203-458-1	-		X	X	X	X	X

Legend:

X - Listed

E - Indicates a substance that is the subject of a Section 5(e) Consent order under TSCA.

F - Indicates a substance that is the subject of a Section 5(f) Rule under TSCA.

N - Indicates a polymeric substance containing no free-radical initiator in its inventory name but is considered to cover the designated polymer made with any free-radical initiator regardless of the amount used.

P - Indicates a commenced PMN substance

R - Indicates a substance that is the subject of a Section 6 risk management rule under TSCA.

S - Indicates a substance that is identified in a proposed or final Significant New Use Rule

T - Indicates a substance that is the subject of a Section 4 test rule under TSCA.

XU - Indicates a substance exempt from reporting under the Inventory Update Rule, i.e. Partial Updating of the TSCA Inventory Data Base Production and Site Reports (40 CFR 710(B)).

Y1 - Indicates an exempt polymer that has a number-average molecular weight of 1,000 or greater.

Y2 - Indicates an exempt polymer that is a polyester and is made only from reactants included in a specified list of low concern reactants that comprises one of the eligibility criteria for the exemption rule.

U.S. Federal Regulations

TSCA 12(b)

Component	TSCA 12(b)
Ethylene dichloride	Section 4

SARA 313

Component	CAS-No	Weight %	SARA 313 - Threshold Values %
Ethylene dichloride	107-06-2	>95	0.1

SARA 311/312 Hazard Categories See section 2 for more information

CWA (Clean Water Act)

Component	CWA - Hazardous Substances	CWA - Reportable Quantities	CWA - Toxic Pollutants	CWA - Priority Pollutants
Ethylene dichloride	X	100 lb	X	X

Clean Air Act

Component	HAPS Data	Class 1 Ozone Depletors	Class 2 Ozone Depletors
Ethylene dichloride	X		-

OSHA Occupational Safety and Health Administration
Not applicable

CERCLA

This material, as supplied, contains one or more substances regulated as a hazardous substance under the Comprehensive Environmental Response Compensation and Liability Act (CERCLA) (40 CFR 302)

Component	Hazardous Substances RQs	CERCLA EHS RQs
Ethylene dichloride	100 lb 1 lb	-

California Proposition 65 This product contains the following proposition 65 chemicals

Component	CAS-No	California Prop. 65	Prop 65 NSRL	Category
Ethylene dichloride	107-06-2	Carcinogen	10 µg/day	Carcinogen

U.S. State Right-to-Know Regulations

Component	Massachusetts	New Jersey	Pennsylvania	Illinois	Rhode Island
Ethylene dichloride	X	X	X	X	-

U.S. Department of Transportation

Reportable Quantity (RQ): Y
DOT Marine Pollutant N
DOT Severe Marine Pollutant N

U.S. Department of Homeland Security

This product does not contain any DHS chemicals.

Other International Regulations

Mexico - Grade Serious risk, Grade 3

16. Other information

Prepared By Regulatory Affairs
Thermo Fisher Scientific
Email: EMSDS.RA@thermofisher.com

Creation Date 04-Feb-2010
Revision Date 18-Jan-2018
Print Date 18-Jan-2018
Revision Summary This document has been updated to comply with the US OSHA HazCom 2012 Standard replacing the current legislation under 29 CFR 1910.1200 to align with the Globally Harmonized System of Classification and Labeling of Chemicals (GHS).

Disclaimer

The information provided in this Safety Data Sheet is correct to the best of our knowledge, information and belief at the date of its publication. The information given is designed only as a guidance for safe handling, use, processing, storage, transportation, disposal and release and is not to be considered a warranty or quality specification. The information relates only to the specific material designated and may not be valid for such material used in combination with any other materials or in any process, unless specified in the text

End of SDS

SAFETY DATA SHEET

Creation Date 05-May-2009

Revision Date 18-Jan-2018

Revision Number 3

1. Identification

Product Name 1,4-Dioxane

Cat No. : D111-4; D111-4LC; D111-500; D56S-4; D116-4; D116-200

CAS-No 123-91-1

Synonyms Diox

Recommended Use Laboratory chemicals.

Uses advised against Not for food, drug, pesticide or biocidal product use

Details of the supplier of the safety data sheet

Company

Fisher Scientific
One Reagent Lane
Fair Lawn, NJ 07410
Tel: (201) 796-7100

Emergency Telephone Number

CHEMTREC®, Inside the USA: 800-424-9300
CHEMTREC®, Outside the USA: 001-703-527-3887

2. Hazard(s) identification

Classification

This chemical is considered hazardous by the 2012 OSHA Hazard Communication Standard (29 CFR 1910.1200)

Flammable liquids	Category 2
Serious Eye Damage/Eye Irritation	Category 2
Carcinogenicity	Category 2
Specific target organ toxicity (single exposure)	Category 3
Target Organs - Respiratory system, Central nervous system (CNS), Eyes.	
Specific target organ toxicity - (repeated exposure)	Category 2
Target Organs - Kidney, Liver.	

Label Elements

Signal Word

Danger

Hazard Statements

Highly flammable liquid and vapor
Causes serious eye irritation
May cause respiratory irritation
May cause drowsiness or dizziness
May cause cancer
May cause damage to organs through prolonged or repeated exposure

**Precautionary Statements****Prevention**

Obtain special instructions before use
Do not handle until all safety precautions have been read and understood
Use personal protective equipment as required
Wash face, hands and any exposed skin thoroughly after handling
Wear eye/face protection
Do not breathe dust/fume/gas/mist/vapors/spray
Use only outdoors or in a well-ventilated area
Keep away from heat/sparks/open flames/hot surfaces. - No smoking
Keep container tightly closed
Ground/bond container and receiving equipment
Use explosion-proof electrical/ventilating/lighting/equipment
Use only non-sparking tools
Take precautionary measures against static discharge
Keep cool

Response

IF exposed or concerned: Get medical attention/advice

Inhalation

IF INHALED: Remove victim to fresh air and keep at rest in a position comfortable for breathing

Skin

IF ON SKIN (or hair): Take off immediately all contaminated clothing. Rinse skin with water/shower

Eyes

IF IN EYES: Rinse cautiously with water for several minutes. Remove contact lenses, if present and easy to do. Continue rinsing
If eye irritation persists: Get medical advice/attention

Fire

In case of fire: Use CO₂, dry chemical, or foam for extinction

Storage

Store locked up
Store in a well-ventilated place. Keep container tightly closed

Disposal

Dispose of contents/container to an approved waste disposal plant

Hazards not otherwise classified (HNOC)

May form explosive peroxides
Repeated exposure may cause skin dryness or cracking
WARNING. Cancer - <https://www.p65warnings.ca.gov/>.

3. Composition/Information on Ingredients

Component	CAS-No	Weight %
1,4-Dioxane	123-91-1	>95

4. First-aid measures

Eye Contact

Rinse immediately with plenty of water, also under the eyelids, for at least 15 minutes.
Immediate medical attention is required.

Skin Contact

Wash off immediately with plenty of water for at least 15 minutes. Immediate medical attention is required.

Inhalation	Move to fresh air. If breathing is difficult, give oxygen. Do not use mouth-to-mouth method if victim ingested or inhaled the substance; give artificial respiration with the aid of a pocket mask equipped with a one-way valve or other proper respiratory medical device. Immediate medical attention is required.
Ingestion	Do not induce vomiting. Call a physician or Poison Control Center immediately.
Most important symptoms and effects	Breathing difficulties. Inhalation of high vapor concentrations may cause symptoms like headache, dizziness, tiredness, nausea and vomiting
Notes to Physician	Treat symptomatically

5. Fire-fighting measures

Suitable Extinguishing Media	Use water spray, alcohol-resistant foam, dry chemical or carbon dioxide. Cool closed containers exposed to fire with water spray.
Unsuitable Extinguishing Media	Water may be ineffective
Flash Point	12 °C / 53.6 °F
Method -	No information available
Autoignition Temperature	355 °C / 671 °F
Explosion Limits	
Upper	22%
Lower	2%
Sensitivity to Mechanical Impact	No information available
Sensitivity to Static Discharge	No information available

Specific Hazards Arising from the Chemical

Flammable. Risk of ignition. Vapors may form explosive mixtures with air. Vapors may travel to source of ignition and flash back. Containers may explode when heated. May form explosive peroxides. Vapors may form explosive mixtures with air.

Hazardous Combustion Products

Carbon monoxide (CO) Carbon dioxide (CO₂) peroxides

Protective Equipment and Precautions for Firefighters

As in any fire, wear self-contained breathing apparatus pressure-demand, MSHA/NIOSH (approved or equivalent) and full protective gear.

NFPA

Health	Flammability	Instability	Physical hazards
2	3	1	N/A

6. Accidental release measures

Personal Precautions	Remove all sources of ignition. Use personal protective equipment. Take precautionary measures against static discharges. Do not get in eyes, on skin, or on clothing. Ensure adequate ventilation.
Environmental Precautions	Should not be released into the environment. See Section 12 for additional ecological information.
Methods for Containment and Clean Up	Remove all sources of ignition. Soak up with inert absorbent material. Take precautionary measures against static discharges. Keep in suitable, closed containers for disposal. Use spark-proof tools and explosion-proof equipment.

7. Handling and storage

Handling	Wear personal protective equipment. Ensure adequate ventilation. Handle under an inert atmosphere. Keep away from open flames, hot surfaces and sources of ignition. Do not breathe vapors or spray mist. Do not get in eyes, on skin, or on clothing. Take precautionary measures against static discharges. If peroxide formation is suspected, do
-----------------	--

not open or move container. Use only non-sparking tools. To avoid ignition of vapors by static electricity discharge, all metal parts of the equipment must be grounded. Wash hands before breaks and immediately after handling the product.

Storage

Keep containers tightly closed in a dry, cool and well-ventilated place. Store under an inert atmosphere. Flammables area. May form explosive peroxides. Containers should be dated when opened and tested periodically for the presence of peroxides. Should crystals form in a peroxidizable liquid, peroxidation may have occurred and the product should be considered extremely dangerous. In this instance, the container should only be opened remotely by professionals. Keep away from heat and sources of ignition.

8. Exposure controls / personal protection

Exposure Guidelines

Component	ACGIH TLV	OSHA PEL	NIOSH IDLH	Mexico OEL (TWA)
1,4-Dioxane	TWA: 20 ppm Skin	(Vacated) TWA: 25 ppm (Vacated) TWA: 90 mg/m ³ Skin TWA: 100 ppm TWA: 360 mg/m ³	IDLH: 500 ppm Ceiling: 1 ppm Ceiling: 3.6 mg/m ³	TWA: 25 ppm TWA: 90 mg/m ³ STEL: 100 ppm STEL: 360 mg/m ³

Legend

ACGIH - American Conference of Governmental Industrial Hygienists

OSHA - Occupational Safety and Health Administration

NIOSH IDLH: The National Institute for Occupational Safety and Health Immediately Dangerous to Life or Health

Engineering Measures

Ensure adequate ventilation, especially in confined areas. Use explosion-proof electrical/ventilating/lighting/equipment. Ensure that eyewash stations and safety showers are close to the workstation location.

Personal Protective Equipment**Eye/face Protection**

Wear appropriate protective eyeglasses or chemical safety goggles as described by OSHA's eye and face protection regulations in 29 CFR 1910.133 or European Standard EN166.

Skin and body protection

Long sleeved clothing.

Respiratory Protection

Follow the OSHA respirator regulations found in 29 CFR 1910.134 or European Standard EN 149. Use a NIOSH/MSHA or European Standard EN 149 approved respirator if exposure limits are exceeded or if irritation or other symptoms are experienced.

Hygiene Measures

Handle in accordance with good industrial hygiene and safety practice.

9. Physical and chemical properties

Physical State	Liquid
Appearance	Colorless
Odor	Petroleum distillates
Odor Threshold	No information available
pH	6-8 500 g/l aq.sol
Melting Point/Range	12 °C / 53.6 °F
Boiling Point/Range	101 °C / 213.8 °F @ 760 mmHg
Flash Point	12 °C / 53.6 °F
Evaporation Rate	No information available
Flammability (solid,gas)	Not applicable
Flammability or explosive limits	
Upper	22%
Lower	2%

Vapor Pressure	41 mbar @ 20 °C
Vapor Density	3
Specific Gravity	1.034
Solubility	Soluble in water
Partition coefficient; n-octanol/water	No data available
Autoignition Temperature	355 °C / 671 °F
Decomposition Temperature	No information available
Viscosity	1.32 mPa.s @ 20 °C
Molecular Formula	C4 H8 O2
Molecular Weight	88.11

10. Stability and reactivity

Reactive Hazard	None known, based on information available
Stability	May form explosive peroxides. Hygroscopic.
Conditions to Avoid	Incompatible products. Heat, flames and sparks. Exposure to air or moisture over prolonged periods. Keep away from open flames, hot surfaces and sources of ignition.
Incompatible Materials	Strong oxidizing agents, Reducing agents, Halogens
Hazardous Decomposition Products	Carbon monoxide (CO), Carbon dioxide (CO ₂), peroxides
Hazardous Polymerization	Hazardous polymerization does not occur.
Hazardous Reactions	May form explosive peroxides.

11. Toxicological information

Acute Toxicity

Product Information Component Information

Component	LD50 Oral	LD50 Dermal	LC50 Inhalation
1,4-Dioxane	5170 mg/kg (Rat) 4200 mg/kg (Rat)	LD50 = 7600 mg/kg (Rabbit)	48.5 mg/L (Rat) 4 h

Toxicologically Synergistic Products Acetonitrile; Tetrachloroethylene

Delayed and immediate effects as well as chronic effects from short and long-term exposure

Irritation	Irritating to eyes, respiratory system and skin
Sensitization	No information available
Carcinogenicity	The table below indicates whether each agency has listed any ingredient as a carcinogen.

Component	CAS-No	IARC	NTP	ACGIH	OSHA	Mexico
1,4-Dioxane	123-91-1	Group 2B	Reasonably Anticipated	A3	X	Not listed

IARC: (International Agency for Research on Cancer)

NTP: (National Toxicity Program)

ACGIH: (American Conference of Governmental Industrial Hygienists)

IARC: (International Agency for Research on Cancer)

Group 1 - Carcinogenic to Humans

Group 2A - Probably Carcinogenic to Humans

Group 2B - Possibly Carcinogenic to Humans

NTP: (National Toxicity Program)

Known - Known Carcinogen

Reasonably Anticipated - Reasonably Anticipated to be a Human Carcinogen

A1 - Known Human Carcinogen

A2 - Suspected Human Carcinogen

A3 - Animal Carcinogen

ACGIH: (American Conference of Governmental Industrial Hygienists)

Mutagenic Effects	No information available
Reproductive Effects	No information available.
Developmental Effects	No information available.
Teratogenicity	No information available.
STOT - single exposure	Respiratory system Central nervous system (CNS) Eyes
STOT - repeated exposure	Kidney Liver
Aspiration hazard	No information available
Symptoms / effects, both acute and delayed	Inhalation of high vapor concentrations may cause symptoms like headache, dizziness, tiredness, nausea and vomiting
Endocrine Disruptor Information	No information available
Other Adverse Effects	See actual entry in RTECS for complete information.

12. Ecological information

Ecotoxicity

Component	Freshwater Algae	Freshwater Fish	Microtox	Water Flea
1,4-Dioxane	Not listed	LC50: = 9850 mg/L, 96h (Pimephales promelas) LC50: 10306 - 14742 mg/L, 96h static (Pimephales promelas) LC50: = 9850 mg/L, 96h flow-through (Pimephales promelas) LC50: > 10000 mg/L, 96h semi-static (Lepomis macrochirus) LC50: > 10000 mg/L, 96h static (Lepomis macrochirus)	EC50 = 610 mg/L 5 min EC50 = 668 mg/L 15 min EC50 = 733 mg/L 30 min	EC50 = 163 mg/L 48h

Persistence and Degradability Soluble in water Persistence is unlikely based on information available.

Bioaccumulation/ Accumulation No information available.

Mobility . Will likely be mobile in the environment due to its water solubility.

Component	log Pow
1,4-Dioxane	-0.42

13. Disposal considerations

Waste Disposal Methods Chemical waste generators must determine whether a discarded chemical is classified as a hazardous waste. Chemical waste generators must also consult local, regional, and national hazardous waste regulations to ensure complete and accurate classification.

Component	RCRA - U Series Wastes	RCRA - P Series Wastes
1,4-Dioxane - 123-91-1	U108	-

14. Transport information

DOT

UN-No UN1165
Proper Shipping Name DIOXANE

Hazard Class	3
Packing Group	II
TDG	
UN-No	UN1165
Proper Shipping Name	DIOXANE
Hazard Class	3
Packing Group	II
IATA	
UN-No	UN1165
Proper Shipping Name	DIOXANE
Hazard Class	3
Packing Group	II
IMDG/IMO	
UN-No	UN1165
Proper Shipping Name	DIOXANE
Hazard Class	3
Packing Group	II

15. Regulatory information

International Inventories

Component	TSCA	DSL	NDSL	EINECS	ELINCS	NLP	PICCS	ENCS	AICS	IECSC	KECL
1,4-Dioxane	X	X	-	204-661-8	-		X	X	X	X	X

Legend:

X - Listed

E - Indicates a substance that is the subject of a Section 5(e) Consent order under TSCA.

F - Indicates a substance that is the subject of a Section 5(f) Rule under TSCA.

N - Indicates a polymeric substance containing no free-radical initiator in its inventory name but is considered to cover the designated polymer made with any free-radical initiator regardless of the amount used.

P - Indicates a commenced PMN substance

R - Indicates a substance that is the subject of a Section 6 risk management rule under TSCA.

S - Indicates a substance that is identified in a proposed or final Significant New Use Rule

T - Indicates a substance that is the subject of a Section 4 test rule under TSCA.

XU - Indicates a substance exempt from reporting under the Inventory Update Rule, i.e. Partial Updating of the TSCA Inventory Data Base Production and Site Reports (40 CFR 710(B)).

Y1 - Indicates an exempt polymer that has a number-average molecular weight of 1,000 or greater.

Y2 - Indicates an exempt polymer that is a polyester and is made only from reactants included in a specified list of low concern reactants that comprises one of the eligibility criteria for the exemption rule.

U.S. Federal Regulations

TSCA 12(b) Not applicable

SARA 313

Component	CAS-No	Weight %	SARA 313 - Threshold Values %
1,4-Dioxane	123-91-1	>95	0.1

SARA 311/312 Hazard Categories See section 2 for more information

CWA (Clean Water Act) Not applicable

Clean Air Act

Component	HAPS Data	Class 1 Ozone Depletors	Class 2 Ozone Depletors
1,4-Dioxane	X		-

OSHA Occupational Safety and Health Administration
Not applicable

CERCLA This material, as supplied, contains one or more substances regulated as a hazardous substance under the Comprehensive Environmental Response Compensation and Liability

Act (CERCLA) (40 CFR 302)

Component	Hazardous Substances RQs	CERCLA EHS RQs
1,4-Dioxane	100 lb	-

California Proposition 65 This product contains the following proposition 65 chemicals

Component	CAS-No	California Prop. 65	Prop 65 NSRL	Category
1,4-Dioxane	123-91-1	Carcinogen	30 µg/day	Carcinogen

U.S. State Right-to-Know Regulations

Component	Massachusetts	New Jersey	Pennsylvania	Illinois	Rhode Island
1,4-Dioxane	X	X	X	X	X

U.S. Department of Transportation

Reportable Quantity (RQ): Y
DOT Marine Pollutant N
DOT Severe Marine Pollutant N

U.S. Department of Homeland Security

This product does not contain any DHS chemicals.

Other International Regulations**Mexico - Grade** Serious risk, Grade 3**16. Other information**

Prepared By Regulatory Affairs
Thermo Fisher Scientific
Email: EMSDS.RA@thermofisher.com

Creation Date 05-May-2009
Revision Date 18-Jan-2018
Print Date 18-Jan-2018

Revision Summary This document has been updated to comply with the US OSHA HazCom 2012 Standard replacing the current legislation under 29 CFR 1910.1200 to align with the Globally Harmonized System of Classification and Labeling of Chemicals (GHS).

Disclaimer

The information provided in this Safety Data Sheet is correct to the best of our knowledge, information and belief at the date of its publication. The information given is designed only as a guidance for safe handling, use, processing, storage, transportation, disposal and release and is not to be considered a warranty or quality specification. The information relates only to the specific material designated and may not be valid for such material used in combination with any other materials or in any process, unless specified in the text

End of SDS

Barium

[Print](#)

SAFETY DATA SHEET

1 PRODUCT AND SUPPLIER IDENTIFICATION

Product Name: Barium

Formula: Ba

Supplier: ESPI Metals
1050 Benson Way
Ashland, OR 97520

Telephone: 800-638-2581

Fax: 541-488-8313

Email: sales@espimetals.com

Emergency: Infotrac 800-535-5053 (US) or 352-323-3500 (24 hour)

Recommended Uses: Scientific Research

2 HAZARDS IDENTIFICATION

GHS Classification (29 CFR 1910.1200): Substances and mixtures which, in contact with water, emit flammable gases, category 2, Skin corrosion/irritation, category 2, Eye damage/irritation, category 2A.

GHS Label Elements:



Signal Word: Danger

Hazard Statements: H261 In contact with water releases flammable gas, H315 Causes skin irritation, H319 Causes serious eye irritation.

Precautionary Statements: P223 Do not allow contact with water, P231+P232 Handle and store contents under inert gas, protect from moisture, P264 Wash skin thoroughly after handling, P280 Wear protective gloves/protective clothing/eye protection/face protection, P302+P335+P334+352 IF ON SKIN: Brush off loose particles from skin, and immerse in cool water, wash with plenty of soap and water,

P332+P313 IF SKIN irritation occurs: Get medical advice/attention, P305+P351+P338 IF IN EYES: rinse cautiously with water for several minutes. Remove contact lenses, if present and easy to do. Continue rinsing, P337+P313 IF eye irritation persists: Get medical advice/attention, P362+P364 Take off contaminated clothing and wash it before reuse, P370+P378 In case of fire: Use Class D dry powder for extinction, P402+P404 Store in a dry place. Store in a closed container, P501 Dispose of contents/container in accordance with local, state or federal regulations.

3 COMPOSITION/INFORMATION ON INGREDIENTS

Ingredient:	Barium
CAS#:	7440-39-3
%:	100
EC#:	231-149-1

4 FIRST AID MEASURES

General Measures: Remove patient from area of exposure.

INHALATION: Remove to fresh air, keep warm and quiet, give oxygen if breathing is difficult. Seek immediate medical attention.

INGESTION: Quickly wipe material from mouth and rinse with water. Do not induce vomiting. Seek medical attention immediately.

SKIN: Remove contaminated clothing if necessary. Brush off any visible solids. Wash the affected area with water for at least 15 minutes. Seek medical attention.

EYES: Immediately flush eyes with copious amounts of water, including under eyelids for at least 10-15 minutes. A victim may need assistance in keeping their eyelids open. Seek immediate medical attention.

Most Important Symptoms/Effects, Acute and Delayed: May cause severe irritation in contact with moist skin. See section 11 for more information.

Indication of Immediate Medical Attention and Special Treatment: No other relevant information available.

5 FIREFIGHTING MEASURES

Extinguishing Media: Use Class D dry powder extinguishing agent.

Unsuitable Extinguishing Media: Do not use water, carbon dioxide or halogenated extinguishers.

Specific Hazards Arising from the Material: Material readily reacts with water generating flammable hydrogen gas. May emit toxic fumes under fire conditions.

Special Protective Equipment and Precautions for Firefighters: Full face, self-contained breathing apparatus and full protective clothing to prevent contact with skin and eyes. Barium metal can reignite after fire is initially extinguished. Never leave extinguished fire unattended.

6 ACCIDENTAL RELEASE MEASURES

Personal Precautions, Protective Equipment, and Emergency Procedures: Wear appropriate respiratory and protective equipment specified in section 8. Isolate spill area and provide ventilation. Avoid breathing dust or fume. Avoid contact with skin and eyes. Eliminate all sources of ignition.

Methods and Materials for Containment and Cleaning Up: Sweep or scoop spilled product and place in a closed container for further handling and disposal. Do not use water for spill clean-up. Cover very small quantities in the open with powdered limestone and let decompose. Use only non-sparking tools and natural bristle brushes.

Environmental Precautions: Do not flush to sewer, stream, or other bodies of water. Do not allow to enter drains or to be released to the environment.

7 HANDLING AND STORAGE

Precautions for Safe Handling: Handle in an enclosed, controlled process under dry protective gas such as argon. Protect from water and moisture. Avoid breathing dust or fumes. Avoid contact with skin and eyes. Wash thoroughly before eating or smoking. See section 8 for information on personal protection equipment.

Conditions for Safe Storage, Including Any Incompatibilities: Store in tightly-sealed containers under argon or mineral oil. Storage containers should be properly labeled and kept in a cool, dry, well-ventilated area, protected from heat and direct sunlight. Do not allow contact with water. Storage area should be free of combustibles and ignition sources. Do not store together with acids or oxidizers. See section 10 for more information on incompatible materials.

8 EXPOSURE CONTROLS AND PERSONAL PROTECTION

Exposure Limits: Barium

OSHA/PEL: 0.5 mg/m³

ACGIH/TLV: 0.5 mg/m³

Appropriate Engineering Controls: Handle in an enclosed, controlled process under dry argon. Whenever possible the use of local exhaust ventilation or other engineering controls is the preferred method of controlling exposure to airborne dust and fume to meet established occupational exposure limits. Do not use tobacco or food in work area. Wash thoroughly before eating or smoking. Do not blow dust off clothing or skin with compressed air. Prepare for the possibility of a fire. Keep extinguishing agents, tools for handling and protective clothing readily available.

Individual Protection Measures, Such as Personal Protective Equipment:

Respiratory Protection: Wear a NIOSH/MSHA approved respirator when high concentrations are present.

Eye Protection: Always wear approved chemical splash proof goggles.

Skin Protection: Rubber gloves, flame retardant protective work clothing.

9 PHYSICAL AND CHEMICAL PROPERTIES

Appearance:

Form: Solid in various forms

Color: Silver-gray metallic

Odor: Not determined

Barium

Odor Threshold:	Not determined
pH:	N/A
Melting Point:	725 °C
Boiling Point:	1640 °C
Flash Point:	N/A
Evaporation Rate:	N/A
Flammability:	No data
Upper Flammable Limit:	No data
Lower Flammable Limit:	No data
Vapor Pressure:	10 mm at 1049 °C
Vapor Density:	N/A
Relative Density (Specific Gravity):	3.51 g/cc at 20 °C
Solubility in H₂O:	Decomposes
Partition Coefficient (n-octanol/water):	Not determined
Autoignition Temperature:	No data
Decomposition Temperature:	No data
Viscosity:	N/A

10 STABILITY AND REACTIVITY

Reactivity: No specific test data available.

Chemical Stability: Stable under recommended storage conditions.

Possibility of Hazardous Reactions: Reacts readily with water releasing flammable hydrogen gas.

Conditions to Avoid: Avoid contact with water or moist air and possible ignition sources such as sparks or flame.

Incompatible Materials: Water or moisture, oxidizing agents, oxygen, acids, alcohols, halocarbons, carbon dioxide, ammonia.

Hazardous Decomposition Products: Barium hydroxides, barium oxides, hydrogen gas.

11 TOXICOLOGICAL INFORMATION

Likely Routes of Exposure: Inhalation, skin, eyes.

Symptoms of Exposure: May cause severe irritation to the nose, throat, and upper respiratory tract, mouth, throat, and esophagus. Contact with skin can cause mild to moderate irritation. May cause chemical burns in eyes or on skin as it reacts with moisture on living tissue.

Acute and Chronic Effects: Barium compounds may cause severe gastroenteritis, including abdominal pain, vomiting and diarrhea, tremors, faintness, paralysis of the arms and legs, and slow or irregular heartbeat. Severe cases may produce collapse and death due to respiratory failure. Soluble barium compounds are more likely to cause these effects than insoluble compounds. Inhalation of fumes may

Barium

cause sore throat, coughing, labored breathing, and irritation of the respiratory tract as well as the above symptoms. Chronic exposure to barium may cause sensitization, chronic barium poisoning, dermatitis, corneal opacity and blindness.

Acute Toxicity: No data

Carcinogenicity: **NTP:** Not identified as carcinogenic **IARC:** Not identified as carcinogenic

To the best of our knowledge the chemical, physical and toxicological characteristics of the substance are not fully known.

12 ECOLOGICAL INFORMATION

Ecotoxicity: No data

Persistence and Degradability: No data

Bioaccumulative Potential: No data

Mobility in Soil: No data

Other Adverse Effects: Do not allow material to be released to the environment. No further relevant information available.

13 DISPOSAL CONSIDERATIONS

Waste Disposal Method:

Product: Dispose of in accordance with Federal, State and Local regulations.

Packaging: Dispose of in accordance with Federal, State and Local regulations.

14 TRANSPORT INFORMATION

UN Number: UN1400

UN Proper Shipping Name: Barium

Transport Hazard Class: 4.3

Packing Group: II

Marine Pollutant: No

Special Precautions: Warning, substances which, in contact with water, emit flammable gases.

15 REGULATORY INFORMATION

TSCA Listed: Yes

DSL Listed: Yes

Regulation (EC) No 1272/2008 (CLP): Substances and mixtures which, in contact with water, emit flammable gases, category 2, Skin corrosion/irritation, category 2, Eye damage/irritation, category 2A.

WHMIS 2015 Classification: Substances and mixtures which, in contact with water, emit flammable gases, Skin corrosion/irritation, Eye damage/irritation.

HMIS Ratings: Health: 2 Flammability: 2 Physical: 2

NFPA Ratings: Health: 2 Flammability: 2 Instability: 2 Special Hazard: W

Chemical Safety Assessment: A chemical safety assessment has not been carried out.

16 OTHER INFORMATION

The information contained in this document is based on the state of our knowledge at the time of publication and is believed to be correct, but does not purport to be all inclusive and shall be used only as a guide. ESPI Metals makes no representation, warranty, or guarantee of any kind with respect to the information contained in this document or any use of the product based on this information. ESPI Metals shall not be held liable for any damages resulting from handling or from contact with the above product. Users should satisfy themselves that they have all current data relevant to their particular use.

Prepared by: ESPI Metals

Revised/Reviewed: July 2016

POCH Safety Data Sheet

According to Regulation (EC) No. 1907/2006 (REACH). Creation date / last update: 2002-10-15 / 2005-04-22

1. Identification of the substance/preparation and of the company/undertaking

BENZENE

Catalogue Numbers: 99,9% standard for GC-162500320; pure-162500426; pure p. a.-162500110; for HPLC-162503155;
Pochsolv-162505156;

Use of the substance / preparation: analytical and chemical reagent for synthesis solvent

POCH SA

44-101 Gliwice, Sowinskiego Str. 11

tel.: +48 32 23-92-381; fax: +48 32 23-92-370; e-mail: export@poch.com.pl

Emergency telephone no: +48 606-659-006

2. Hazard identification

Highly flammable. May cause cancer. Toxic: danger of serious damage to health by prolonged exposure through inhalation, in contact with skin and if swallowed.



3. Composition/information on ingredients

CAS-No.: 71-43-2

Molecular mass: 78.11

Molecular formula: C_6H_6

WE Number: 200-753-7

EC-Index No.: 601-020-00-8

4. First aid measures

After eye contact: *rinse out with plenty of water with the eyelid held wide open. Call in ophthalmologist.*

After skin contact: *wash off with plenty of water. Remove contaminated clothing.*

After swallowing: *make victim drink plenty of water. Avoid vomiting (risk of aspiration). Laxative: paraffin oil (3 mg/kg), sodium sulfate (1 tablespoon 1/4 l water). Lavage of stomach only if necessary. Call in physician.*

After inhalation: *fresh air. If necessary, apply mouth- to- mouth resuscitation or mechanical ventilation.*

5. Fire-fighting measures

Suitable extinguishing media: *foam, powder*

Special risk: *combustible. Vapours heavier than air. Formation of explosive mixtures possible with air. Keep away from sources of fire.*

Take measures to prevent electrostatic charging. Development of hazardous gases or vapours possible in the event of fire.

Special protective equipment for fire fighting:

Other information: *contain escaping vapours with spray water. Do not stay in dangerous zone without self- contained breathing apparatus. Prevent fire- fighting water from entering surface water or groundwater*

Prevent fire-fighting water from entering surface water or groundwater. Cool container with spray water from a safe distance.

Contain escaping vapours with water.

6. Accidental release measures

Do not inhale vapours/aerosols. Avoid substance contact. Ensure supply of fresh air in enclosed rooms. Take up with liquid- absorbent material. Forward for disposal. Clean up affected area. Do not allow to enter sewerage system (risk of explosion).

BENZENE

7. Handling and storage

Handling: *Use with adequate ventilation. Use of the basic principles of Industrial Hygiene. Use according to good industry practice. Work under hood. Do not inhale substance. Do not empty into sewerage system. Use protective equipment according to p.8. Avoid skin contact. Protect against electrostatic charges. Keep away from source of ignition.*

Storage: *tightly closed. Dry well-ventilated place. Protect from light. Keep away from sources of ignition and heat. At +15 to + 25 deg C.*

8. Exposure controls/personal protection

Specific control parameter:

Provide exhaust ventilation. Ensure the eye wash station and safety showers. Protective equipment should be selected for the working place, depending on concentration and quantity of the hazardous product handled. The resistance of the protective clothing to chemicals should be ascertained with respective supplier.

Personal protective equipment:

respiratory protection: *required when vapours/aerosols are generated - gas mask with specific absorber.*

eye protection: *required - safety goggles.*

hand protection: *required - protective clothing.*

body protection: *required - protective clothing.*

industrial hygiene: *immediately change contaminated clothing. Apply skin - protective barrier cream. Wash hands and face after working with substance.*

9. Physical and chemical properties

Form: *liquid*

Colour: *colourless*

Odour: *characteristic*

pH value: *not available*

Melting point: *5°C*

Boiling point: *80°C*

Autoignition temperature: *555°C*

Flash point: *-11°C*

Explosion limit:

lower: *1,4 Vol%*

upper: *8 Vol%*

dynamic viscosity: (20°C): *0,66 mPa*s*

kinematical viscosity: *0,75 mm²/s*

Vapour pressure: *100 mbar (20°C)*

Density: *0,88 g/cm³ (20°C)*

Bulk density: *not applicable*

Solubility:

in water: *1,8 g/l (20°C)*

in organic solvents: *soluble*

log P(w/o): *2,65. Bioconcentration factor: 1,10.*

BENZENE

10. Stability and reactivity

Conditions to be avoided: *high temperature*

Substances to be avoided: *nonorganic acids, sulfur, halogen-halogen compounds, oxidizing agents, peroxide compounds, oxyhalogenic compounds, halogenic hydrocarbons, rubber.*

Hazardous decomposition products: *no information available*

Other information: *volatile in steam. Unsuitable workings materials: various plastics*

11. Toxicological information

Toxicological information: *LD50 (oral rat) 930 mg/kg, LC50 (inhalation rat) 10 000 ppm (vol.) /7h. Experience has shown this substance to be carcinogenic to man.*

Other information: *After skin contact: irritations, danger of absorption, Degreasing effect on the skin possibly followed by secondary inflammation; After swallowing: nausea and vomiting; After absorption: pain and dizziness, cardiac arrhythmia, drop in blood pressure, dyspnoea, spasms, narcosis, respiratory paralysis, death; After eye contact: irritations of mucous membranes. Carcinogenic class 1. This substance should be handled with particular care.*

12. Ecological information

Log P(w/o): 2,65. No appreciable bioaccumulation potential is to be expected. Toxicity: Fish: Onchorhynchus mykiss LC50: 5,3 mg/l/96h. C. auratus LC50: 34 mg/l/96h. Daphnia: Daphnia magna EC50: 200 mg/l/48h. Algae: Chlorella vulgaris: LC50: 530 mg/l/24h. Bacteria: Ps. putida EC10: 168 mg/l. Toxic effect on aquatic organisms. Biologic degradation: ThOD 3,1 g/g, B.O.D 10% ThOD, C.O.D. 19% ThOD. Hazard for drinking water supplies. Do not allow to enter waters, waste water or soil!

13. Disposal considerations

POCH product packaging must be disposed of in compliance with the country-specific regulations or must be passed to a packaging return system. Handle contaminated packing in the same way as the substrate itself. Always contact a permitted waste disposal to assure compliance with all current local, state and federal regulations.

14. Transport information

ADR Class and package group: *3,II*

UN Number: *1114*

Name (acc. to UN): *benzene*

BENZENE

15. Regulatory information

Labelling according to EC Directives.

Symbol: F, T; Flammable. Toxic.

R-phrases: 45-11-48/23/24/25; Highly flammable. May cause cancer. Toxic: danger of serious damage to health by prolonged exposure through inhalation, in contact with skin and if swallowed.

S-phrases: 53-45; In case of accident or if you feel unwell, seek medical advice immediately (show the label where possible). Avoid exposure - obtain special instructions before use. Restricted to professional users.

EC label.

16. Other information

Reason for alteration: general update.

Informations contained in this SDS while accurate to the best knowledge



SAFETY DATA SHEET

Version 5.8
Revision Date 02/02/2018
Print Date 10/19/2018

1. PRODUCT AND COMPANY IDENTIFICATION**1.1 Product identifiers**

Product name : Benzo[a]pyrene

Product Number : 48564
Brand : Supelco
Index-No. : 601-032-00-3

CAS-No. : 50-32-8

1.2 Relevant identified uses of the substance or mixture and uses advised against

Identified uses : Laboratory chemicals, Synthesis of substances

1.3 Details of the supplier of the safety data sheet

Company : Sigma-Aldrich
3050 Spruce Street
SAINT LOUIS MO 63103
USA

Telephone : +1 800-325-5832
Fax : +1 800-325-5052

1.4 Emergency telephone number

Emergency Phone # : +1-703-527-3887 (CHEMTREC)

2. HAZARDS IDENTIFICATION**2.1 Classification of the substance or mixture****GHS Classification in accordance with 29 CFR 1910 (OSHA HCS)**

Skin sensitisation (Category 1), H317
Germ cell mutagenicity (Category 1B), H340
Carcinogenicity (Category 1B), H350
Reproductive toxicity (Category 1B), H360
Acute aquatic toxicity (Category 1), H400
Chronic aquatic toxicity (Category 1), H410

For the full text of the H-Statements mentioned in this Section, see Section 16.

2.2 GHS Label elements, including precautionary statements

Pictogram



Signal word

Danger

Hazard statement(s)

H317 : May cause an allergic skin reaction.
H340 : May cause genetic defects.
H350 : May cause cancer.
H360 : May damage fertility or the unborn child.
H410 : Very toxic to aquatic life with long lasting effects.

Precautionary statement(s)

P201 : Obtain special instructions before use.
P202 : Do not handle until all safety precautions have been read and

P261	understood.
P272	Avoid breathing dust/ fume/ gas/ mist/ vapours/ spray.
P273	Contaminated work clothing should not be allowed out of the workplace.
P280	Avoid release to the environment.
	Wear protective gloves/ protective clothing/ eye protection/ face protection.
P302 + P352	IF ON SKIN: Wash with plenty of soap and water.
P308 + P313	IF exposed or concerned: Get medical advice/ attention.
P333 + P313	If skin irritation or rash occurs: Get medical advice/ attention.
P363	Wash contaminated clothing before reuse.
P391	Collect spillage.
P405	Store locked up.
P501	Dispose of contents/ container to an approved waste disposal plant.

2.3 Hazards not otherwise classified (HNOC) or not covered by GHS - none

3. COMPOSITION/INFORMATION ON INGREDIENTS

3.1 Substances

Synonyms : 3,4-Benzpyrene
3,4-Benzopyrene
Benzo[def]chrysene
benzo[pqr]tetraphene

Formula : C₂₀H₁₂
Molecular weight : 252.31 g/mol
CAS-No. : 50-32-8
EC-No. : 200-028-5
Index-No. : 601-032-00-3

Hazardous components

Component	Classification	Concentration
Benzo[a]pyrene		
	Skin Sens. 1; Muta. 1B; Carc. 1B; Repr. 1B; Aquatic Acute 1; Aquatic Chronic 1; H317, H340, H350, H360, H410	90 - 100 %

For the full text of the H-Statements mentioned in this Section, see Section 16.

4. FIRST AID MEASURES

4.1 Description of first aid measures

General advice

Consult a physician. Show this safety data sheet to the doctor in attendance. Move out of dangerous area.

If inhaled

If breathed in, move person into fresh air. If not breathing, give artificial respiration. Consult a physician.

In case of skin contact

Wash off with soap and plenty of water. Consult a physician.

In case of eye contact

Flush eyes with water as a precaution.

If swallowed

Never give anything by mouth to an unconscious person. Rinse mouth with water. Consult a physician.

4.2 Most important symptoms and effects, both acute and delayed

The most important known symptoms and effects are described in the labelling (see section 2.2) and/or in section 11

4.3 Indication of any immediate medical attention and special treatment needed

No data available

5. FIREFIGHTING MEASURES

5.1 Extinguishing media

Suitable extinguishing media

Use water spray, alcohol-resistant foam, dry chemical or carbon dioxide.

5.2 Special hazards arising from the substance or mixture

No data available

5.3 Advice for firefighters

Wear self-contained breathing apparatus for firefighting if necessary.

5.4 Further information

No data available

6. ACCIDENTAL RELEASE MEASURES

6.1 Personal precautions, protective equipment and emergency procedures

Use personal protective equipment. Avoid dust formation. Avoid breathing vapours, mist or gas. Ensure adequate ventilation. Evacuate personnel to safe areas. Avoid breathing dust.

For personal protection see section 8.

6.2 Environmental precautions

Prevent further leakage or spillage if safe to do so. Do not let product enter drains. Discharge into the environment must be avoided.

6.3 Methods and materials for containment and cleaning up

Pick up and arrange disposal without creating dust. Sweep up and shovel. Keep in suitable, closed containers for disposal.

6.4 Reference to other sections

For disposal see section 13.

7. HANDLING AND STORAGE

7.1 Precautions for safe handling

Avoid contact with skin and eyes. Avoid formation of dust and aerosols. Further processing of solid materials may result in the formation of combustible dusts. The potential for combustible dust formation should be taken into consideration before additional processing occurs.

Provide appropriate exhaust ventilation at places where dust is formed.

For precautions see section 2.2.

7.2 Conditions for safe storage, including any incompatibilities

Keep container tightly closed in a dry and well-ventilated place.

Store at room temperature.

Storage class (TRGS 510): 6.1D: Non-combustible, acute toxic Cat.3 / toxic hazardous materials or hazardous materials causing chronic effects

7.3 Specific end use(s)

Apart from the uses mentioned in section 1.2 no other specific uses are stipulated

8. EXPOSURE CONTROLS/PERSONAL PROTECTION

8.1 Control parameters

Components with workplace control parameters

Component	CAS-No.	Value	Control parameters	Basis
	Remarks	Cancer Substances for which there is a Biological Exposure Index or Indices (see BEI® section), see BEI® for Polycyclic Aromatic Hydrocarbons (PAHs) Exposure by all routes should be carefully controlled to levels as low		

		as possible. Suspected human carcinogen		
		Cancer Substances for which there is a Biological Exposure Index or Indices (see BEI® section), see BEI® for Polycyclic Aromatic Hydrocarbons (PAHs) Exposure by all routes should be carefully controlled to levels as low as possible. Suspected human carcinogen		
Benzo[a]pyrene	50-32-8	TWA	0.200000 mg/m3	USA. Occupational Exposure Limits (OSHA) - Table Z-1 Limits for Air Contaminants
		TWA	0.200000 mg/m3	USA. Occupational Exposure Limits (OSHA) - Table Z-1 Limits for Air Contaminants
		1910.1002 As used in §1910.1000 (Table Z-1), coal tar pitch volatiles include the fused polycyclic hydrocarbons which volatilize from the distillation residues of coal, petroleum (excluding asphalt), wood, and other organic matter. Asphalt (CAS 8052-42-4, and CAS 64742-93-4) is not covered under the 'coal tar pitch volatiles' standard OSHA specifically regulated carcinogen		
		TWA	0.100000 mg/m3	USA. NIOSH Recommended Exposure Limits
		Potential Occupational Carcinogen NIOSH considers coal tar, coal tar pitch, and creosote to be coal tar products. cyclohexane-extractable fraction See Appendix C See Appendix A		
		TWA	0.2 mg/m3	USA. Occupational Exposure Limits (OSHA) - Table Z-1 Limits for Air Contaminants
		1910.1002 As used in §1910.1000 (Table Z-1), coal tar pitch volatiles include the fused polycyclic hydrocarbons which volatilize from the distillation residues of coal, petroleum (excluding asphalt), wood, and other organic matter. Asphalt (CAS 8052-42-4, and CAS 64742-93-4) is not covered under the 'coal tar pitch volatiles' standard OSHA specifically regulated carcinogen		
		TWA	0.1 mg/m3	USA. NIOSH Recommended Exposure Limits
		Potential Occupational Carcinogen NIOSH considers coal tar, coal tar pitch, and creosote to be coal tar products. cyclohexane-extractable fraction See Appendix C See Appendix A		
		TWA	0.2 mg/m3	USA. OSHA - TABLE Z-1 Limits for Air Contaminants - 1910.1000
		PEL	0.2 mg/m3	California permissible exposure limits for chemical contaminants (Title 8, Article 107)
		PEL	0.2 mg/m3	California permissible exposure limits for chemical contaminants (Title 8, Article 107)

Biological occupational exposure limits

Component	CAS-No.	Parameters	Value	Biological	Basis
-----------	---------	------------	-------	------------	-------

				specimen	
	-	1-Hydroxypyrene		Urine	ACGIH - Biological Exposure Indices (BEI)
	Remarks	End of shift at end of workweek			
		1-Hydroxypyrene		Urine	ACGIH - Biological Exposure Indices (BEI)
		End of shift at end of workweek			

8.2 Exposure controls

Appropriate engineering controls

Handle in accordance with good industrial hygiene and safety practice. Wash hands before breaks and at the end of workday.

Personal protective equipment

Eye/face protection

Face shield and safety glasses Use equipment for eye protection tested and approved under appropriate government standards such as NIOSH (US) or EN 166(EU).

Skin protection

Handle with gloves. Gloves must be inspected prior to use. Use proper glove removal technique (without touching glove's outer surface) to avoid skin contact with this product. Dispose of contaminated gloves after use in accordance with applicable laws and good laboratory practices. Wash and dry hands.

Full contact

Material: Nitrile rubber

Minimum layer thickness: 0.11 mm

Break through time: 480 min

Material tested:Dermatril® (KCL 740 / Aldrich Z677272, Size M)

Splash contact

Material: Nitrile rubber

Minimum layer thickness: 0.11 mm

Break through time: 480 min

Material tested:Dermatril® (KCL 740 / Aldrich Z677272, Size M)

data source: KCL GmbH, D-36124 Eichenzell, phone +49 (0)6659 87300, e-mail sales@kcl.de, test method: EN374

If used in solution, or mixed with other substances, and under conditions which differ from EN 374, contact the supplier of the CE approved gloves. This recommendation is advisory only and must be evaluated by an industrial hygienist and safety officer familiar with the specific situation of anticipated use by our customers. It should not be construed as offering an approval for any specific use scenario.

Body Protection

Complete suit protecting against chemicals, The type of protective equipment must be selected according to the concentration and amount of the dangerous substance at the specific workplace.

Respiratory protection

Where risk assessment shows air-purifying respirators are appropriate use a full-face particle respirator type N100 (US) or type P3 (EN 143) respirator cartridges as a backup to engineering controls. If the respirator is the sole means of protection, use a full-face supplied air respirator. Use respirators and components tested and approved under appropriate government standards such as NIOSH (US) or CEN (EU).

Control of environmental exposure

Prevent further leakage or spillage if safe to do so. Do not let product enter drains. Discharge into the environment must be avoided.

9. PHYSICAL AND CHEMICAL PROPERTIES

9.1 Information on basic physical and chemical properties

- | | |
|---------------|-------------------|
| a) Appearance | Form: solid |
| b) Odour | No data available |

c) Odour Threshold	No data available
d) pH	No data available
e) Melting point/freezing point	Melting point/range: 177 - 180 °C (351 - 356 °F)
f) Initial boiling point and boiling range	495 °C (923 °F)
g) Flash point	No data available
h) Evaporation rate	No data available
i) Flammability (solid, gas)	No data available
j) Upper/lower flammability or explosive limits	No data available
k) Vapour pressure	No data available
l) Vapour density	No data available
m) Relative density	1.35 g/cm ³
n) Water solubility	No data available
o) Partition coefficient: n-octanol/water	log Pow: 5.97
p) Auto-ignition temperature	No data available
q) Decomposition temperature	No data available
r) Viscosity	No data available
s) Explosive properties	No data available
t) Oxidizing properties	No data available

9.2 Other safety information

No data available

10. STABILITY AND REACTIVITY

10.1 Reactivity

No data available

10.2 Chemical stability

Stable under recommended storage conditions.

10.3 Possibility of hazardous reactions

No data available

10.4 Conditions to avoid

No data available

10.5 Incompatible materials

Strong oxidizing agents

10.6 Hazardous decomposition products

Hazardous decomposition products formed under fire conditions. - Carbon oxides

Other decomposition products - No data available

In the event of fire: see section 5

11. TOXICOLOGICAL INFORMATION

11.1 Information on toxicological effects

Acute toxicity

No data available

Inhalation: No data available

Dermal: No data available

LD50 Subcutaneous - Rat - 50 mg/kg

Skin corrosion/irritation

Skin - Mouse

Result: Mild skin irritation

Serious eye damage/eye irritation

No data available

Respiratory or skin sensitisation

Chronic exposure may cause dermatitis.

Germ cell mutagenicity

May alter genetic material.

In vivo tests showed mutagenic effects

Carcinogenicity

This product is or contains a component that has been reported to be probably carcinogenic based on its IARC, OSHA, ACGIH, NTP, or EPA classification.

Possible human carcinogen

IARC: 1 - Group 1: Carcinogenic to humans (Benzo[a]pyrene)

NTP: RAHC - Reasonably anticipated to be a human carcinogen (Benzo[a]pyrene)

OSHA: OSHA specifically regulated carcinogen (Benzo[a]pyrene)

Reproductive toxicity

May cause congenital malformation in the fetus.

Presumed human reproductive toxicant

May cause reproductive disorders.

Specific target organ toxicity - single exposure

No data available

Specific target organ toxicity - repeated exposure

No data available

Aspiration hazard

No data available

Additional Information

RTECS: Not available

burning sensation, Cough, wheezing, laryngitis, Shortness of breath, Headache, Nausea, Vomiting

12. ECOLOGICAL INFORMATION

12.1 Toxicity

Toxicity to daphnia and other aquatic invertebrates EC50 - Daphnia magna (Water flea) - 0.25 mg/l - 48 h

Toxicity to algae EC50 - Pseudokirchneriella subcapitata (green algae) - 0.02 mg/l - 72 h

12.2 Persistence and degradability

12.3 Bioaccumulative potential

Bioaccumulation Lepomis macrochirus (Bluegill) - 48 h
- 0.0005 mg/l

Bioconcentration factor (BCF): 3,208

12.4 Mobility in soil

No data available

12.5 Results of PBT and vPvB assessment

PBT/vPvB assessment not available as chemical safety assessment not required/not conducted

12.6 Other adverse effects

An environmental hazard cannot be excluded in the event of unprofessional handling or disposal.
Very toxic to aquatic life with long lasting effects.

13. DISPOSAL CONSIDERATIONS

13.1 Waste treatment methods

Product

Offer surplus and non-recyclable solutions to a licensed disposal company. Contact a licensed professional waste disposal service to dispose of this material. Dissolve or mix the material with a combustible solvent and burn in a chemical incinerator equipped with an afterburner and scrubber.

Contaminated packaging

Dispose of as unused product.

14. TRANSPORT INFORMATION

DOT (US)

UN number: 3077 Class: 9 Packing group: III
Proper shipping name: Environmentally hazardous substances, solid, n.o.s. (Benzo[a]pyrene)
Reportable Quantity (RQ): 1 lbs
Poison Inhalation Hazard: No

IMDG

UN number: 3077 Class: 9 Packing group: III EMS-No: F-A, S-F
Proper shipping name: ENVIRONMENTALLY HAZARDOUS SUBSTANCE, SOLID, N.O.S. (Benzo[a]pyrene)
Marine pollutant: yes

IATA

UN number: 3077 Class: 9 Packing group: III
Proper shipping name: Environmentally hazardous substance, solid, n.o.s. (Benzo[a]pyrene)

Further information

EHS-Mark required (ADR 2.2.9.1.10, IMDG code 2.10.3) for single packagings and combination packagings containing inner packagings with Dangerous Goods > 5L for liquids or > 5kg for solids.

15. REGULATORY INFORMATION

SARA 302 Components

No chemicals in this material are subject to the reporting requirements of SARA Title III, Section 302.

SARA 313 Components

The following components are subject to reporting levels established by SARA Title III, Section 313:

	CAS-No.	Revision Date
Benzo[a]pyrene	50-32-8	2007-03-01

SARA 311/312 Hazards

Acute Health Hazard, Chronic Health Hazard

Massachusetts Right To Know Components

	CAS-No.	Revision Date
Benzo[a]pyrene	50-32-8	2007-03-01

Pennsylvania Right To Know Components

	CAS-No.	Revision Date
Benzo[a]pyrene	50-32-8	2007-03-01

	CAS-No.	Revision Date
Benzo[a]pyrene	50-32-8	2007-03-01

New Jersey Right To Know Components

	CAS-No.	Revision Date
--	---------	---------------

Benzo[a]pyrene

50-32-8

2007-03-01

California Prop. 65 Components

WARNING! This product contains a chemical known to the State of California to cause cancer.

Benzo[a]pyrene

CAS-No.
50-32-8

Revision Date
1990-01-01

16. OTHER INFORMATION

Full text of H-Statements referred to under sections 2 and 3.

Aquatic Acute	Acute aquatic toxicity
Aquatic Chronic	Chronic aquatic toxicity
Carc.	Carcinogenicity
H317	May cause an allergic skin reaction.
H340	May cause genetic defects.
H350	May cause cancer.
H360	May damage fertility or the unborn child.
H400	Very toxic to aquatic life.
H410	Very toxic to aquatic life with long lasting effects.
Muta.	Germ cell mutagenicity

HMIS Rating

Health hazard:	3
Chronic Health Hazard:	*
Flammability:	0
Physical Hazard	0

NFPA Rating

Health hazard:	3
Fire Hazard:	0
Reactivity Hazard:	0

Further information

Copyright 2016 Sigma-Aldrich Co. LLC. License granted to make unlimited paper copies for internal use only. The above information is believed to be correct but does not purport to be all inclusive and shall be used only as a guide. The information in this document is based on the present state of our knowledge and is applicable to the product with regard to appropriate safety precautions. It does not represent any guarantee of the properties of the product. Sigma-Aldrich Corporation and its Affiliates shall not be held liable for any damage resulting from handling or from contact with the above product. See www.sigma-aldrich.com and/or the reverse side of invoice or packing slip for additional terms and conditions of sale.

Preparation Information

Sigma-Aldrich Corporation
Product Safety – Americas Region
1-800-521-8956

Version: 5.8

Revision Date: 02/02/2018

Print Date: 10/19/2018

SAFETY DATA SHEET

Version 6.1
Revision Date 07/17/2018
Print Date 01/21/2019

1. PRODUCT AND COMPANY IDENTIFICATION

1.1 Product identifiers

Product name : Benzo[*a*]fluoranthene

Product Number : 48490

Brand : Supelco

Index-No. : 601-034-00-4

CAS-No. : 205-99-2

1.2 Relevant identified uses of the substance or mixture and uses advised against

Identified uses : Laboratory chemicals, Synthesis of substances

1.3 Details of the supplier of the safety data sheet

Company : Sigma-Aldrich Inc.
3050 Spruce Street
ST. LOUIS MO 63103
UNITED STATES

Telephone : +1 314 771-5765

Fax : +1 800 325-5052

1.4 Emergency telephone number

Emergency Phone # : (314) 776-6555

2. HAZARDS IDENTIFICATION

2.1 Classification of the substance or mixture

GHS Classification in accordance with 29 CFR 1910 (OSHA HCS)

Carcinogenicity (Category 1B), H350

Acute aquatic toxicity (Category 1), H400

Chronic aquatic toxicity (Category 1), H410

For the full text of the H-Statements mentioned in this Section, see Section 16.

2.2 GHS Label elements, including precautionary statements

Pictogram



Signal word : Danger

Hazard statement(s)

H350

May cause cancer.

H410

Very toxic to aquatic life with long lasting effects.

Precautionary statement(s)	
P201	Obtain special instructions before use.
P202	Do not handle until all safety precautions have been read and understood.
P273	Avoid release to the environment.
P281	Use personal protective equipment as required.
P308 + P313	IF exposed or concerned: Get medical advice/ attention.
P391	Collect spillage.
P405	Store locked up.
P501	Dispose of contents/ container to an approved waste disposal plant.

2.3 Hazards not otherwise classified (HNOC) or not covered by GHS - none

3. COMPOSITION/INFORMATION ON INGREDIENTS

3.1 Substances

Synonyms : 3,4-Benzofluoranthene

Formula : C₂₀H₁₂
Molecular weight : 252.31 g/mol
CAS-No. : 205-99-2
EC-No. : 205-911-9
Index-No. : 601-034-00-4

Hazardous components

Component	Classification	Concentration
Benz[e]acephenanthrylene		
	Carc. 1B; Aquatic Acute 1; Aquatic Chronic 1; H350, H410	<= 100 %

For the full text of the H-Statements mentioned in this Section, see Section 16.

4. FIRST AID MEASURES

4.1 Description of first aid measures

General advice

Consult a physician. Show this safety data sheet to the doctor in attendance. Move out of dangerous area.

If inhaled

If breathed in, move person into fresh air. If not breathing, give artificial respiration. Consult a physician.

In case of skin contact

Wash off with soap and plenty of water. Consult a physician.

In case of eye contact

Flush eyes with water as a precaution.

If swallowed

Never give anything by mouth to an unconscious person. Rinse mouth with water. Consult a physician.

4.2 Most important symptoms and effects, both acute and delayed

The most important known symptoms and effects are described in the labelling (see section 2.2) and/or in section 11

4.3 Indication of any immediate medical attention and special treatment needed

No data available

5. FIREFIGHTING MEASURES

5.1 Extinguishing media

Suitable extinguishing media

Use water spray, alcohol-resistant foam, dry chemical or carbon dioxide.

5.2 Special hazards arising from the substance or mixture

Carbon oxides

5.3 Advice for firefighters

Wear self-contained breathing apparatus for firefighting if necessary.

5.4 Further information

No data available

6. ACCIDENTAL RELEASE MEASURES

6.1 Personal precautions, protective equipment and emergency procedures

Use personal protective equipment. Avoid dust formation. Avoid breathing vapours, mist or gas. Ensure adequate ventilation. Evacuate personnel to safe areas. Avoid breathing dust.

For personal protection see section 8.

6.2 Environmental precautions

Prevent further leakage or spillage if safe to do so. Do not let product enter drains. Discharge into the environment must be avoided.

6.3 Methods and materials for containment and cleaning up

Pick up and arrange disposal without creating dust. Sweep up and shovel. Keep in suitable, closed containers for disposal.

6.4 Reference to other sections

For disposal see section 13.

7. HANDLING AND STORAGE

7.1 Precautions for safe handling

Avoid formation of dust and aerosols. Further processing of solid materials may result in the formation of combustible dusts. The potential for combustible dust formation should be taken into consideration before additional processing occurs.

Provide appropriate exhaust ventilation at places where dust is formed.

For precautions see section 2.2.

7.2 Conditions for safe storage, including any incompatibilities

Keep container tightly closed in a dry and well-ventilated place.

Recommended storage temperature 2 - 8 °C

Storage class (TRGS 510): 6.1D: Non-combustible, acute toxic Cat.3 / toxic hazardous materials or hazardous materials causing chronic effects

7.3 Specific end use(s)

Apart from the uses mentioned in section 1.2 no other specific uses are stipulated

8. EXPOSURE CONTROLS/PERSONAL PROTECTION

8.1 Control parameters

Components with workplace control parameters

	Remarks	Cancer Substances for which there is a Biological Exposure Index or Indices (see BEI® section), see BEI® for Polycyclic Aromatic Hydrocarbons (PAHs) Exposure by all routes should be carefully controlled to levels as low as possible. Suspected human carcinogen
--	---------	--

Biological occupational exposure limits

Component	CAS-No.	Parameters	Value	Biological specimen	Basis
Benz[e]acephenant hrylene	205-99-2	1- Hydroxypyren e		Urine	ACGIH - Biological Exposure Indices (BEI)
	Remarks	End of shift at end of workweek			

8.2 Exposure controls

Appropriate engineering controls

Handle in accordance with good industrial hygiene and safety practice. Wash hands before breaks and at the end of workday.

Personal protective equipment

Eye/face protection

Safety glasses with side-shields conforming to EN166 Use equipment for eye protection tested and approved under appropriate government standards such as NIOSH (US) or EN 166(EU).

Skin protection

Handle with gloves. Gloves must be inspected prior to use. Use proper glove removal technique (without touching glove's outer surface) to avoid skin contact with this product. Dispose of contaminated gloves after use in accordance with applicable laws and good laboratory practices. Wash and dry hands.

Full contact

Material: Nitrile rubber

Minimum layer thickness: 0.11 mm

Break through time: 480 min

Material tested: Dermatril® (KCL 740 / Aldrich Z677272, Size M)

Splash contact

Material: Nitrile rubber

Minimum layer thickness: 0.11 mm

Break through time: 480 min

Material tested: Dermatril® (KCL 740 / Aldrich Z677272, Size M)

data source: KCL GmbH, D-36124 Eichenzell, phone +49 (0)6659 87300, e-mail sales@kcl.de, test method: EN374

If used in solution, or mixed with other substances, and under conditions which differ from EN 374, contact the supplier of the CE approved gloves. This recommendation is advisory only and must be evaluated by an industrial hygienist and safety officer familiar with the specific situation of anticipated use by our customers. It should not be construed as offering an approval for any specific use scenario.

Body Protection

Impervious clothing, The type of protective equipment must be selected according to the concentration and amount of the dangerous substance at the specific workplace.

Respiratory protection

Where risk assessment shows air-purifying respirators are appropriate use a full-face particle respirator type N100 (US) or type P3 (EN 143) respirator cartridges as a backup to engineering controls. If the respirator is the sole means of protection, use a full-face supplied air respirator. Use respirators and components tested and approved under appropriate government standards such as NIOSH (US) or CEN (EU).

Control of environmental exposure

Prevent further leakage or spillage if safe to do so. Do not let product enter drains. Discharge into the environment must be avoided.

9. PHYSICAL AND CHEMICAL PROPERTIES

9.1 Information on basic physical and chemical properties

- | | |
|--|---|
| a) Appearance | Form: solid |
| b) Odour | No data available |
| c) Odour Threshold | No data available |
| d) pH | No data available |
| e) Melting point/freezing point | Melting point/range: 163 - 165 °C (325 - 329 °F) - lit. |
| f) Initial boiling point and boiling range | No data available |
| g) Flash point | No data available |
| h) Evaporation rate | No data available |
| i) Flammability (solid, gas) | No data available |

j)	Upper/lower flammability or explosive limits	No data available
k)	Vapour pressure	No data available
l)	Vapour density	No data available
m)	Relative density	No data available
n)	Water solubility	No data available
o)	Partition coefficient: n-octanol/water	No data available
p)	Auto-ignition temperature	No data available
q)	Decomposition temperature	No data available
r)	Viscosity	No data available
s)	Explosive properties	No data available
t)	Oxidizing properties	No data available

9.2 Other safety information

No data available

10. STABILITY AND REACTIVITY

10.1 Reactivity

No data available

10.2 Chemical stability

Stable under recommended storage conditions.

10.3 Possibility of hazardous reactions

No data available

10.4 Conditions to avoid

No data available

10.5 Incompatible materials

Strong oxidizing agents

10.6 Hazardous decomposition products

Hazardous decomposition products formed under fire conditions. - Carbon oxides

Other decomposition products - No data available

In the event of fire: see section 5

11. TOXICOLOGICAL INFORMATION

11.1 Information on toxicological effects

Acute toxicity

TDLo Oral - Mouse - 7.57 mg/kg

Remarks: Liver:Changes in liver weight. Endocrine:Changes in thymus weight.

Inhalation: No data available

Dermal: No data available

No data available

Skin corrosion/irritation

No data available

Serious eye damage/eye irritation

No data available

Respiratory or skin sensitisation

No data available

Germ cell mutagenicity

No data available

Carcinogenicity

This product is or contains a component that has been reported to be probably carcinogenic based on its IARC, OSHA, ACGIH, NTP, or EPA classification.

Possible human carcinogen

IARC: 2B - Group 2B: Possibly carcinogenic to humans (Benz[e]acephenanthrylene)

NTP: RAHC - Reasonably anticipated to be a human carcinogen (Benz[e]acephenanthrylene)

OSHA: No component of this product present at levels greater than or equal to 0.1% is on OSHA's list of regulated carcinogens.

Reproductive toxicity

No data available

No data available

Specific target organ toxicity - single exposure

No data available

Specific target organ toxicity - repeated exposure

No data available

Aspiration hazard

No data available

Additional Information

RTECS: Not available

To the best of our knowledge, the chemical, physical, and toxicological properties have not been thoroughly investigated.

12. ECOLOGICAL INFORMATION**12.1 Toxicity**

Toxicity to daphnia and other aquatic invertebrates Immobilization EC50 - Daphnia magna (Water flea) - > 1.024 mg/l - 24 h(Benz[e]acephenanthrylene)

12.2 Persistence and degradability

No data available

12.3 Bioaccumulative potential

No data available

12.4 Mobility in soil

No data available(Benz[e]acephenanthrylene)

12.5 Results of PBT and vPvB assessment

PBT/vPvB assessment not available as chemical safety assessment not required/not conducted

12.6 Other adverse effects

An environmental hazard cannot be excluded in the event of unprofessional handling or disposal.
Very toxic to aquatic life.

13. DISPOSAL CONSIDERATIONS

13.1 Waste treatment methods

Product

Offer surplus and non-recyclable solutions to a licensed disposal company. Contact a licensed professional waste disposal service to dispose of this material. Dissolve or mix the material with a combustible solvent and burn in a chemical incinerator equipped with an afterburner and scrubber.

Contaminated packaging

Dispose of as unused product.

14. TRANSPORT INFORMATION

DOT (US)

Not dangerous goods

IMDG

UN number: 3077 Class: 9 Packing group: III EMS-No: F-A, S-F

Proper shipping name: ENVIRONMENTALLY HAZARDOUS SUBSTANCE, SOLID, N.O.S.

(Benz[e]acephenanthrylene)

Marine pollutant : yes

IATA

UN number: 3077 Class: 9 Packing group: III

Proper shipping name: Environmentally hazardous substance, solid, n.o.s. (Benz[e]acephenanthrylene)

Further information

EHS-Mark required (ADR 2.2.9.1.10, IMDG code 2.10.3) for single packagings and combination packagings containing inner packagings with Dangerous Goods > 5L for liquids or > 5kg for solids.

15. REGULATORY INFORMATION

SARA 302 Components

No chemicals in this material are subject to the reporting requirements of SARA Title III, Section 302.

SARA 313 Components

The following components are subject to reporting levels established by SARA Title III, Section 313:

	CAS-No.	Revision Date
Benz[e]acephenanthrylene	205-99-2	2007-03-01

SARA 311/312 Hazards

Chronic Health Hazard

Massachusetts Right To Know Components

	CAS-No.	Revision Date
Benz[e]acephenanthrylene	205-99-2	2007-03-01

Pennsylvania Right To Know Components

	CAS-No.	Revision Date
Benz[e]acephenanthrylene	205-99-2	2007-03-01

California Prop. 65 Components

, which is/are known to the State of California to cause cancer.

For more information go to www.P65Warnings.ca.gov.

Benz[e]acephenanthrylene

CAS-No.	Revision Date
205-99-2	2007-09-28

16. OTHER INFORMATION

Full text of H-Statements referred to under sections 2 and 3.

H350

May cause cancer.

H400 Very toxic to aquatic life.
H410 Very toxic to aquatic life with long lasting effects.

Further information

Copyright 2016 Sigma-Aldrich Co. LLC. License granted to make unlimited paper copies for internal use only. The above information is believed to be correct but does not purport to be all inclusive and shall be used only as a guide. The information in this document is based on the present state of our knowledge and is applicable to the product with regard to appropriate safety precautions. It does not represent any guarantee of the properties of the product. Sigma-Aldrich Corporation and its Affiliates shall not be held liable for any damage resulting from handling or from contact with the above product. See www.sigma-aldrich.com and/or the reverse side of invoice or packing slip for additional terms and conditions of sale.

Preparation Information

Sigma-Aldrich Corporation
Product Safety – Americas Region
1-800-521-8956

Version: 6.1

Revision Date: 07/17/2018

Print Date: 01/21/2019

SAFETY DATA SHEET

Version 6.1
Revision Date 07/16/2018
Print Date 01/21/2019

1. PRODUCT AND COMPANY IDENTIFICATION

1.1 Product identifiers

Product name : Benzo[*k*]fluoranthene

Product Number : 48492
Brand : Supelco
Index-No. : 601-036-00-5

CAS-No. : 207-08-9

1.2 Relevant identified uses of the substance or mixture and uses advised against

Identified uses : Laboratory chemicals, Synthesis of substances

1.3 Details of the supplier of the safety data sheet

Company : Sigma-Aldrich Inc.
3050 Spruce Street
ST. LOUIS MO 63103
UNITED STATES

Telephone : +1 314 771-5765
Fax : +1 800 325-5052

1.4 Emergency telephone number

Emergency Phone # : (314) 776-6555

2. HAZARDS IDENTIFICATION

2.1 Classification of the substance or mixture

GHS Classification in accordance with 29 CFR 1910 (OSHA HCS)

Carcinogenicity (Category 1B), H350

Acute aquatic toxicity (Category 1), H400

Chronic aquatic toxicity (Category 1), H410

For the full text of the H-Statements mentioned in this Section, see Section 16.

2.2 GHS Label elements, including precautionary statements

Pictogram



Signal word : Danger

Hazard statement(s)

H350

May cause cancer.

H410

Very toxic to aquatic life with long lasting effects.

Precautionary statement(s)	
P201	Obtain special instructions before use.
P202	Do not handle until all safety precautions have been read and understood.
P273	Avoid release to the environment.
P281	Use personal protective equipment as required.
P308 + P313	IF exposed or concerned: Get medical advice/ attention.
P391	Collect spillage.
P405	Store locked up.
P501	Dispose of contents/ container to an approved waste disposal plant.

2.3 Hazards not otherwise classified (HNOC) or not covered by GHS - none

3. COMPOSITION/INFORMATION ON INGREDIENTS

3.1 Substances

Formula	: C ₂₀ H ₁₂
Molecular weight	: 252.31 g/mol
CAS-No.	: 207-08-9
EC-No.	: 205-916-6
Index-No.	: 601-036-00-5

Hazardous components

Component	Classification	Concentration
Benzo[k]fluoranthene		
	Carc. 1B; Aquatic Acute 1; Aquatic Chronic 1; H350, H410	<= 100 %

For the full text of the H-Statements mentioned in this Section, see Section 16.

4. FIRST AID MEASURES

4.1 Description of first aid measures

General advice

Consult a physician. Show this safety data sheet to the doctor in attendance. Move out of dangerous area.

If inhaled

If breathed in, move person into fresh air. If not breathing, give artificial respiration. Consult a physician.

In case of skin contact

Wash off with soap and plenty of water. Consult a physician.

In case of eye contact

Flush eyes with water as a precaution.

If swallowed

Never give anything by mouth to an unconscious person. Rinse mouth with water. Consult a physician.

4.2 Most important symptoms and effects, both acute and delayed

The most important known symptoms and effects are described in the labelling (see section 2.2) and/or in section 11

4.3 Indication of any immediate medical attention and special treatment needed

No data available

5. FIREFIGHTING MEASURES

5.1 Extinguishing media

Suitable extinguishing media

Use water spray, alcohol-resistant foam, dry chemical or carbon dioxide.

5.2 Special hazards arising from the substance or mixture

Carbon oxides

5.3 Advice for firefighters

Wear self-contained breathing apparatus for firefighting if necessary.

5.4 Further information

No data available

6. ACCIDENTAL RELEASE MEASURES

6.1 Personal precautions, protective equipment and emergency procedures

Use personal protective equipment. Avoid dust formation. Avoid breathing vapours, mist or gas. Ensure adequate ventilation. Evacuate personnel to safe areas. Avoid breathing dust.

For personal protection see section 8.

6.2 Environmental precautions

Prevent further leakage or spillage if safe to do so. Do not let product enter drains. Discharge into the environment must be avoided.

6.3 Methods and materials for containment and cleaning up

Pick up and arrange disposal without creating dust. Sweep up and shovel. Keep in suitable, closed containers for disposal.

6.4 Reference to other sections

For disposal see section 13.

7. HANDLING AND STORAGE

7.1 Precautions for safe handling

Avoid formation of dust and aerosols. Further processing of solid materials may result in the formation of combustible dusts. The potential for combustible dust formation should be taken into consideration before additional processing occurs.

Provide appropriate exhaust ventilation at places where dust is formed.

For precautions see section 2.2.

7.2 Conditions for safe storage, including any incompatibilities

Keep container tightly closed in a dry and well-ventilated place.

Recommended storage temperature 2 - 8 °C

Storage class (TRGS 510): 6.1D: Non-combustible, acute toxic Cat.3 / toxic hazardous materials or hazardous materials causing chronic effects

7.3 Specific end use(s)

Apart from the uses mentioned in section 1.2 no other specific uses are stipulated

8. EXPOSURE CONTROLS/PERSONAL PROTECTION

8.1 Control parameters

Components with workplace control parameters

Biological occupational exposure limits

Component	CAS-No.	Parameters	Value	Biological specimen	Basis
Benzo[k]fluoranthene	207-08-9	1-Hydroxypyrene		Urine	ACGIH - Biological Exposure Indices (BEI)
	Remarks	End of shift at end of workweek			

8.2 Exposure controls

Appropriate engineering controls

Handle in accordance with good industrial hygiene and safety practice. Wash hands before breaks and at the end of workday.

Personal protective equipment

Eye/face protection

Safety glasses with side-shields conforming to EN166 Use equipment for eye protection tested and approved under appropriate government standards such as NIOSH (US) or EN 166(EU).

Skin protection

Handle with gloves. Gloves must be inspected prior to use. Use proper glove removal technique (without touching glove's outer surface) to avoid skin contact with this product. Dispose of contaminated gloves after use in accordance with applicable laws and good laboratory practices. Wash and dry hands.

Full contact

Material: Nitrile rubber

Minimum layer thickness: 0.11 mm

Break through time: 480 min

Material tested: Dermatril® (KCL 740 / Aldrich Z677272, Size M)

Splash contact

Material: Nitrile rubber

Minimum layer thickness: 0.11 mm

Break through time: 480 min

Material tested: Dermatril® (KCL 740 / Aldrich Z677272, Size M)

data source: KCL GmbH, D-36124 Eichenzell, phone +49 (0)6659 87300, e-mail sales@kcl.de, test method: EN374

If used in solution, or mixed with other substances, and under conditions which differ from EN 374, contact the supplier of the CE approved gloves. This recommendation is advisory only and must be evaluated by an industrial hygienist and safety officer familiar with the specific situation of anticipated use by our customers. It should not be construed as offering an approval for any specific use scenario.

Body Protection

Impervious clothing, The type of protective equipment must be selected according to the concentration and amount of the dangerous substance at the specific workplace.

Respiratory protection

Where risk assessment shows air-purifying respirators are appropriate use a full-face particle respirator type N100 (US) or type P3 (EN 143) respirator cartridges as a backup to engineering controls. If the respirator is the sole means of protection, use a full-face supplied air respirator. Use respirators and components tested and approved under appropriate government standards such as NIOSH (US) or CEN (EU).

Control of environmental exposure

Prevent further leakage or spillage if safe to do so. Do not let product enter drains. Discharge into the environment must be avoided.

9. PHYSICAL AND CHEMICAL PROPERTIES**9.1 Information on basic physical and chemical properties**

- | | |
|---|---|
| a) Appearance | Form: crystalline
Colour: yellow |
| b) Odour | No data available |
| c) Odour Threshold | No data available |
| d) pH | No data available |
| e) Melting point/freezing point | Melting point/range: 215 - 217 °C (419 - 423 °F) - lit. |
| f) Initial boiling point and boiling range | No data available |
| g) Flash point | No data available |
| h) Evaporation rate | No data available |
| i) Flammability (solid, gas) | No data available |
| j) Upper/lower flammability or explosive limits | No data available |
| k) Vapour pressure | No data available |
| l) Vapour density | No data available |

m) Relative density	No data available
n) Water solubility	No data available
o) Partition coefficient: n-octanol/water	No data available
p) Auto-ignition temperature	No data available
q) Decomposition temperature	No data available
r) Viscosity	No data available
s) Explosive properties	No data available
t) Oxidizing properties	No data available

9.2 Other safety information

No data available

10. STABILITY AND REACTIVITY

10.1 Reactivity

No data available

10.2 Chemical stability

Stable under recommended storage conditions.

10.3 Possibility of hazardous reactions

No data available

10.4 Conditions to avoid

No data available

10.5 Incompatible materials

Strong oxidizing agents

10.6 Hazardous decomposition products

Hazardous decomposition products formed under fire conditions. - Carbon oxides

Other decomposition products - No data available

In the event of fire: see section 5

11. TOXICOLOGICAL INFORMATION

11.1 Information on toxicological effects

Acute toxicity

No data available

Inhalation: No data available

Dermal: No data available

No data available

Skin corrosion/irritation

No data available

Serious eye damage/eye irritation

No data available

Respiratory or skin sensitisation

No data available

Germ cell mutagenicity

No data available

Carcinogenicity

Carcinogenicity- Rat- Implant

This product is or contains a component that has been reported to be probably carcinogenic based on its IARC, OSHA, ACGIH, NTP, or EPA classification.

Possible human carcinogen

IARC: 2B - Group 2B: Possibly carcinogenic to humans (Benzo[k]fluoranthene)

NTP: RAHC - Reasonably anticipated to be a human carcinogen (Benzo[k]fluoranthene)

OSHA: No component of this product present at levels greater than or equal to 0.1% is on OSHA's list of regulated carcinogens.

Reproductive toxicity

No data available

No data available

Specific target organ toxicity - single exposure

No data available

Specific target organ toxicity - repeated exposure

No data available

Aspiration hazard

No data available

Additional Information

RTECS: DF6350000

To the best of our knowledge, the chemical, physical, and toxicological properties have not been thoroughly investigated.

12. ECOLOGICAL INFORMATION

12.1 Toxicity

No data available

12.2 Persistence and degradability

No data available

12.3 Bioaccumulative potential

No data available

12.4 Mobility in soil

No data available (Benzo[k]fluoranthene)

12.5 Results of PBT and vPvB assessment

PBT/vPvB assessment not available as chemical safety assessment not required/not conducted

12.6 Other adverse effects

An environmental hazard cannot be excluded in the event of unprofessional handling or disposal.

Very toxic to aquatic life with long lasting effects.

13. DISPOSAL CONSIDERATIONS

13.1 Waste treatment methods

Product

Offer surplus and non-recyclable solutions to a licensed disposal company. Contact a licensed professional waste disposal service to dispose of this material. Dissolve or mix the material with a combustible solvent and burn in a chemical incinerator equipped with an afterburner and scrubber.

Contaminated packaging

Dispose of as unused product.

14. TRANSPORT INFORMATION

DOT (US)

UN number: 3077

Class: 9

Packing group: III

Proper shipping name: Environmentally hazardous substance, solid, n.o.s. (Benzo[k]fluoranthene)

Supelco- 48492

Reportable Quantity (RQ) : 5000 lbs

no

Poison Inhalation Hazard: No

IMDG

UN number: 3077 Class: 9 Packing group: III EMS-No: F-A, S-F
Proper shipping name: ENVIRONMENTALLY HAZARDOUS SUBSTANCE, SOLID, N.O.S. (Benzo[k]fluoranthene)
Marine pollutant : yes

IATA

UN number: 3077 Class: 9 Packing group: III
Proper shipping name: Environmentally hazardous substance, solid, n.o.s. (Benzo[k]fluoranthene)

Further information

EHS-Mark required (ADR 2.2.9.1.10, IMDG code 2.10.3) for single packagings and combination packagings containing inner packagings with Dangerous Goods > 5L for liquids or > 5kg for solids.

15. REGULATORY INFORMATION

SARA 302 Components

No chemicals in this material are subject to the reporting requirements of SARA Title III, Section 302.

SARA 313 Components

This material does not contain any chemical components with known CAS numbers that exceed the threshold (De Minimis) reporting levels established by SARA Title III, Section 313.

Massachusetts Right To Know Components

	CAS-No.	Revision Date
Benzo[k]fluoranthene	207-08-9	1994-04-01

Pennsylvania Right To Know Components

	CAS-No.	Revision Date
Benzo[k]fluoranthene	207-08-9	1994-04-01

California Prop. 65 Components

	CAS-No.	Revision Date
, which is/are known to the State of California to cause cancer. For more information go to www.P65Warnings.ca.gov . Benzo[k]fluoranthene	207-08-9	2007-09-28

16. OTHER INFORMATION

Full text of H-Statements referred to under sections 2 and 3.

H350	May cause cancer.
H400	Very toxic to aquatic life.
H410	Very toxic to aquatic life with long lasting effects.

Further information

Copyright 2016 Sigma-Aldrich Co. LLC. License granted to make unlimited paper copies for internal use only. The above information is believed to be correct but does not purport to be all inclusive and shall be used only as a guide. The information in this document is based on the present state of our knowledge and is applicable to the product with regard to appropriate safety precautions. It does not represent any guarantee of the properties of the product. Sigma-Aldrich Corporation and its Affiliates shall not be held liable for any damage resulting from handling or from contact with the above product. See www.sigma-aldrich.com and/or the reverse side of invoice or packing slip for additional terms and conditions of sale.

Preparation Information

Sigma-Aldrich Corporation
Product Safety – Americas Region
1-800-521-8956
Version: 6.1

Revision Date: 07/16/2018

Print Date: 01/21/2019

SAFETY DATA SHEET

Version 6.1
Revision Date 07/17/2018
Print Date 01/21/2019

1. PRODUCT AND COMPANY IDENTIFICATION**1.1 Product identifiers**

Product name : Benz[*a*]anthracene

Product Number : 48563
Brand : Supelco
Index-No. : 601-033-00-9

CAS-No. : 56-55-3

1.2 Relevant identified uses of the substance or mixture and uses advised against

Identified uses : Laboratory chemicals, Synthesis of substances

1.3 Details of the supplier of the safety data sheet

Company : Sigma-Aldrich Inc.
3050 Spruce Street
ST. LOUIS MO 63103
UNITED STATES

Telephone : +1 314 771-5765
Fax : +1 800 325-5052

1.4 Emergency telephone number

Emergency Phone # : (314) 776-6555

2. HAZARDS IDENTIFICATION**2.1 Classification of the substance or mixture****GHS Classification in accordance with 29 CFR 1910 (OSHA HCS)**

Carcinogenicity (Category 1B), H350

Acute aquatic toxicity (Category 1), H400

Chronic aquatic toxicity (Category 1), H410

For the full text of the H-Statements mentioned in this Section, see Section 16.

2.2 GHS Label elements, including precautionary statements

Pictogram



Signal word : Danger

Hazard statement(s)

H350

May cause cancer.

H410

Very toxic to aquatic life with long lasting effects.

Precautionary statement(s)	
P201	Obtain special instructions before use.
P202	Do not handle until all safety precautions have been read and understood.
P273	Avoid release to the environment.
P281	Use personal protective equipment as required.
P308 + P313	IF exposed or concerned: Get medical advice/ attention.
P391	Collect spillage.
P405	Store locked up.
P501	Dispose of contents/ container to an approved waste disposal plant.

2.3 Hazards not otherwise classified (HNOC) or not covered by GHS - none

3. COMPOSITION/INFORMATION ON INGREDIENTS

3.1 Substances

Synonyms : 1,2-Benzanthracene
Tetraphene

Formula : C₁₈H₁₂
Molecular weight : 228.29 g/mol
CAS-No. : 56-55-3
EC-No. : 200-280-6
Index-No. : 601-033-00-9

Hazardous components

Component	Classification	Concentration
Benz[a]anthracene		
	Carc. 1B; Aquatic Acute 1; Aquatic Chronic 1; H350, H410	<= 100 %

For the full text of the H-Statements mentioned in this Section, see Section 16.

4. FIRST AID MEASURES

4.1 Description of first aid measures

General advice

Consult a physician. Show this safety data sheet to the doctor in attendance. Move out of dangerous area.

If inhaled

If breathed in, move person into fresh air. If not breathing, give artificial respiration. Consult a physician.

In case of skin contact

Wash off with soap and plenty of water. Consult a physician.

In case of eye contact

Flush eyes with water as a precaution.

If swallowed

Never give anything by mouth to an unconscious person. Rinse mouth with water. Consult a physician.

4.2 Most important symptoms and effects, both acute and delayed

The most important known symptoms and effects are described in the labelling (see section 2.2) and/or in section 11

4.3 Indication of any immediate medical attention and special treatment needed

No data available

5. FIREFIGHTING MEASURES

5.1 Extinguishing media

Suitable extinguishing media

Use water spray, alcohol-resistant foam, dry chemical or carbon dioxide.

5.2 Special hazards arising from the substance or mixture

Carbon oxides

5.3 Advice for firefighters

Wear self-contained breathing apparatus for firefighting if necessary.

5.4 Further information

No data available

6. ACCIDENTAL RELEASE MEASURES

6.1 Personal precautions, protective equipment and emergency procedures

Use personal protective equipment. Avoid dust formation. Avoid breathing vapours, mist or gas. Ensure adequate ventilation. Evacuate personnel to safe areas. Avoid breathing dust.

For personal protection see section 8.

6.2 Environmental precautions

Prevent further leakage or spillage if safe to do so. Do not let product enter drains. Discharge into the environment must be avoided.

6.3 Methods and materials for containment and cleaning up

Pick up and arrange disposal without creating dust. Sweep up and shovel. Keep in suitable, closed containers for disposal.

6.4 Reference to other sections

For disposal see section 13.

7. HANDLING AND STORAGE

7.1 Precautions for safe handling

Avoid formation of dust and aerosols. Further processing of solid materials may result in the formation of combustible dusts. The potential for combustible dust formation should be taken into consideration before additional processing occurs.

Provide appropriate exhaust ventilation at places where dust is formed.

For precautions see section 2.2.

7.2 Conditions for safe storage, including any incompatibilities

Keep container tightly closed in a dry and well-ventilated place.

Store at room temperature.

Storage class (TRGS 510): 6.1D: Non-combustible, acute toxic Cat.3 / toxic hazardous materials or hazardous materials causing chronic effects

7.3 Specific end use(s)

Apart from the uses mentioned in section 1.2 no other specific uses are stipulated

8. EXPOSURE CONTROLS/PERSONAL PROTECTION

8.1 Control parameters

Components with workplace control parameters

Contains no substances with occupational exposure limit values.

8.2 Exposure controls

Appropriate engineering controls

Handle in accordance with good industrial hygiene and safety practice. Wash hands before breaks and at the end of workday.

Personal protective equipment

Eye/face protection

Safety glasses with side-shields conforming to EN166 Use equipment for eye protection tested and approved under appropriate government standards such as NIOSH (US) or EN 166(EU).

Skin protection

Handle with gloves. Gloves must be inspected prior to use. Use proper glove removal technique (without touching glove's outer surface) to avoid skin contact with this product. Dispose of contaminated gloves after use in accordance with applicable laws and good laboratory practices. Wash and dry hands.

Full contact

Material: Nitrile rubber

Minimum layer thickness: 0.11 mm

Break through time: 480 min

Material tested: Dermatril® (KCL 740 / Aldrich Z677272, Size M)

Splash contact

Material: Nitrile rubber

Minimum layer thickness: 0.11 mm

Break through time: 480 min

Material tested: Dermatril® (KCL 740 / Aldrich Z677272, Size M)

data source: KCL GmbH, D-36124 Eichenzell, phone +49 (0)6659 87300, e-mail sales@kcl.de, test method: EN374

If used in solution, or mixed with other substances, and under conditions which differ from EN 374, contact the supplier of the CE approved gloves. This recommendation is advisory only and must be evaluated by an industrial hygienist and safety officer familiar with the specific situation of anticipated use by our customers. It should not be construed as offering an approval for any specific use scenario.

Body Protection

Impervious clothing, The type of protective equipment must be selected according to the concentration and amount of the dangerous substance at the specific workplace.

Respiratory protection

Where risk assessment shows air-purifying respirators are appropriate use a full-face particle respirator type N100 (US) or type P3 (EN 143) respirator cartridges as a backup to engineering controls. If the respirator is the sole means of protection, use a full-face supplied air respirator. Use respirators and components tested and approved under appropriate government standards such as NIOSH (US) or CEN (EU).

Control of environmental exposure

Prevent further leakage or spillage if safe to do so. Do not let product enter drains. Discharge into the environment must be avoided.

9. PHYSICAL AND CHEMICAL PROPERTIES

9.1 Information on basic physical and chemical properties

- | | |
|---|--|
| a) Appearance | Form: solid |
| b) Odour | No data available |
| c) Odour Threshold | No data available |
| d) pH | No data available |
| e) Melting point/freezing point | Melting point/range: 157 - 159 °C (315 - 318 °F) |
| f) Initial boiling point and boiling range | 437.6 °C (819.7 °F) |
| g) Flash point | No data available |
| h) Evaporation rate | No data available |
| i) Flammability (solid, gas) | No data available |
| j) Upper/lower flammability or explosive limits | No data available |
| k) Vapour pressure | No data available |
| l) Vapour density | No data available |
| m) Relative density | No data available |

- | | | |
|----|--|-------------------|
| n) | Water solubility | No data available |
| o) | Partition coefficient: n-octanol/water | No data available |
| p) | Auto-ignition temperature | No data available |
| q) | Decomposition temperature | No data available |
| r) | Viscosity | No data available |
| s) | Explosive properties | No data available |
| t) | Oxidizing properties | No data available |

9.2 Other safety information

No data available

10. STABILITY AND REACTIVITY

10.1 Reactivity

No data available

10.2 Chemical stability

Stable under recommended storage conditions.

10.3 Possibility of hazardous reactions

No data available

10.4 Conditions to avoid

No data available

10.5 Incompatible materials

Strong oxidizing agents

10.6 Hazardous decomposition products

Hazardous decomposition products formed under fire conditions. - Carbon oxides

Other decomposition products - No data available

In the event of fire: see section 5

11. TOXICOLOGICAL INFORMATION

11.1 Information on toxicological effects

Acute toxicity

No data available

Inhalation: No data available

Dermal: No data available

LD50 Intravenous - Rat - > 200 mg/kg

Skin corrosion/irritation

No data available

Serious eye damage/eye irritation

No data available

Respiratory or skin sensitisation

No data available

Germ cell mutagenicity

No data available

Carcinogenicity

This product is or contains a component that has been reported to be probably carcinogenic based on its IARC, OSHA, ACGIH, NTP, or EPA classification.

Possible human carcinogen

IARC: 2B - Group 2B: Possibly carcinogenic to humans (Benz[a]anthracene)
IARC: 2B - Group 2B: Possibly carcinogenic to humans (Benz[a]anthracene)
NTP: RAHC - Reasonably anticipated to be a human carcinogen (Benz[a]anthracene)
NTP: RAHC - Reasonably anticipated to be a human carcinogen (Benz[a]anthracene)
OSHA: No component of this product present at levels greater than or equal to 0.1% is on OSHA's list of regulated carcinogens.
No component of this product present at levels greater than or equal to 0.1% is on OSHA's list of regulated carcinogens.

Reproductive toxicity

No data available
No data available

Specific target organ toxicity - single exposure

No data available

Specific target organ toxicity - repeated exposure

No data available

Aspiration hazard

No data available

Additional Information

RTECS: Not available

To the best of our knowledge, the chemical, physical, and toxicological properties have not been thoroughly investigated.

12. ECOLOGICAL INFORMATION

12.1 Toxicity

No data available

12.2 Persistence and degradability

No data available

12.3 Bioaccumulative potential

No data available

12.4 Mobility in soil

No data available(Benz[a]anthracene)

12.5 Results of PBT and vPvB assessment

PBT/vPvB assessment not available as chemical safety assessment not required/not conducted

12.6 Other adverse effects

An environmental hazard cannot be excluded in the event of unprofessional handling or disposal.
Very toxic to aquatic life with long lasting effects.

13. DISPOSAL CONSIDERATIONS

13.1 Waste treatment methods

Product

Offer surplus and non-recyclable solutions to a licensed disposal company. Contact a licensed professional waste disposal service to dispose of this material. Dissolve or mix the material with a combustible solvent and burn in a chemical incinerator equipped with an afterburner and scrubber.

Contaminated packaging

Dispose of as unused product.

14. TRANSPORT INFORMATION

DOT (US)

Not dangerous goods

IMDG

UN number: 3077

Class: 9

Packing group: III

EMS-No: F-A, S-F

Proper shipping name: ENVIRONMENTALLY HAZARDOUS SUBSTANCE, SOLID, N.O.S. (Benz[a]anthracene)

Marine pollutant : yes

IATA

UN number: 3077

Class: 9

Packing group: III

Proper shipping name: Environmentally hazardous substance, solid, n.o.s. (Benz[a]anthracene)

Further information

EHS-Mark required (ADR 2.2.9.1.10, IMDG code 2.10.3) for single packagings and combination packagings containing inner packagings with Dangerous Goods > 5L for liquids or > 5kg for solids.

15. REGULATORY INFORMATION

SARA 302 Components

No chemicals in this material are subject to the reporting requirements of SARA Title III, Section 302.

SARA 313 Components

This material does not contain any chemical components with known CAS numbers that exceed the threshold (De Minimis) reporting levels established by SARA Title III, Section 313.

SARA 311/312 Hazards

Chronic Health Hazard

Massachusetts Right To Know Components

Benz[a]anthracene

CAS-No.
56-55-3

Revision Date
1993-04-24

Pennsylvania Right To Know Components

Benz[a]anthracene

CAS-No.
56-55-3

Revision Date
1993-04-24

Benz[a]anthracene

CAS-No.
56-55-3

Revision Date
1993-04-24

New Jersey Right To Know Components

Benz[a]anthracene

CAS-No.
56-55-3

Revision Date
1993-04-24

California Prop. 65 Components

WARNING! This product contains a chemical known to the State of California to cause cancer.

Benz[a]anthracene

CAS-No.
56-55-3

Revision Date
2007-09-28

WARNING! This product contains a chemical known to the State of California to cause cancer.

Benz[a]anthracene

CAS-No.
56-55-3

Revision Date
2007-09-28

16. OTHER INFORMATION

Full text of H-Statements referred to under sections 2 and 3.

H350

May cause cancer.

H400

Very toxic to aquatic life.

H410

Very toxic to aquatic life with long lasting effects.

Further information

Copyright 2016 Sigma-Aldrich Co. LLC. License granted to make unlimited paper copies for internal use only. The above information is believed to be correct but does not purport to be all inclusive and shall be used only as a guide. The information in this document is based on the present state of our knowledge and is applicable to the product with regard to appropriate safety precautions. It does not represent any guarantee of the properties of the product. Sigma-Aldrich Corporation and its Affiliates shall not be held liable for any damage resulting from handling or from contact with the above product. See www.sigma-aldrich.com and/or the reverse side of invoice or packing slip for additional terms and conditions of sale.

Preparation Information

Sigma-Aldrich Corporation
Product Safety – Americas Region
1-800-521-8956
Version: 6.1

Revision Date: 07/17/2018

Print Date: 01/21/2019

SAFETY DATA SHEET

Version 5.11
Revision Date 03/19/2018
Print Date 11/10/2018

1. PRODUCT AND COMPANY IDENTIFICATION

1.1 Product identifiers

Product name : Carbon disulfide

Product Number : 335266
Brand : Sigma-Aldrich
Index-No. : 006-003-00-3

CAS-No. : 75-15-0

1.2 Relevant identified uses of the substance or mixture and uses advised against

Identified uses : Laboratory chemicals, Synthesis of substances

1.3 Details of the supplier of the safety data sheet

Company : Sigma-Aldrich
3050 Spruce Street
SAINT LOUIS MO 63103
USA

Telephone : +1 800-325-5832
Fax : +1 800-325-5052

1.4 Emergency telephone number

Emergency Phone # : +1-703-527-3887 (CHEMTREC)

2. HAZARDS IDENTIFICATION

2.1 Classification of the substance or mixture

GHS Classification in accordance with 29 CFR 1910 (OSHA HCS)

Flammable liquids (Category 2), H225
Acute toxicity, Inhalation (Category 4), H332
Skin irritation (Category 2), H315
Eye irritation (Category 2A), H319
Reproductive toxicity (Category 2), H361
Specific target organ toxicity - repeated exposure, Inhalation (Category 1), H372
Acute aquatic toxicity (Category 2), H401

For the full text of the H-Statements mentioned in this Section, see Section 16.

2.2 GHS Label elements, including precautionary statements

Pictogram



Signal word

Danger

Hazard statement(s)

H225	Highly flammable liquid and vapour.
H315	Causes skin irritation.
H319	Causes serious eye irritation.
H332	Harmful if inhaled.
H361	Suspected of damaging fertility or the unborn child.
H372	Causes damage to organs through prolonged or repeated exposure if inhaled.
H401	Toxic to aquatic life.

Precautionary statement(s)	
P201	Obtain special instructions before use.
P202	Do not handle until all safety precautions have been read and understood.
P210	Keep away from heat/sparks/open flames/hot surfaces. No smoking.
P233	Keep container tightly closed.
P240	Ground/bond container and receiving equipment.
P241	Use explosion-proof electrical/ ventilating/ lighting/ equipment.
P242	Use only non-sparking tools.
P243	Take precautionary measures against static discharge.
P260	Do not breathe dust/ fume/ gas/ mist/ vapours/ spray.
P264	Wash skin thoroughly after handling.
P270	Do not eat, drink or smoke when using this product.
P271	Use only outdoors or in a well-ventilated area.
P273	Avoid release to the environment.
P280	Wear protective gloves/ protective clothing/ eye protection/ face protection.
P303 + P361 + P353	IF ON SKIN (or hair): Take off immediately all contaminated clothing. Rinse skin with water/shower.
P304 + P340 + P312	IF INHALED: Remove person to fresh air and keep comfortable for breathing. Call a POISON CENTER/doctor if you feel unwell.
P305 + P351 + P338	IF IN EYES: Rinse cautiously with water for several minutes. Remove contact lenses, if present and easy to do. Continue rinsing.
P308 + P313	IF exposed or concerned: Get medical advice/ attention.
P332 + P313	If skin irritation occurs: Get medical advice/ attention.
P337 + P313	If eye irritation persists: Get medical advice/ attention.
P362	Take off contaminated clothing and wash before reuse.
P370 + P378	In case of fire: Use dry sand, dry chemical or alcohol-resistant foam to extinguish.
P403 + P235	Store in a well-ventilated place. Keep cool.
P405	Store locked up.
P501	Dispose of contents/ container to an approved waste disposal plant.

2.3 Hazards not otherwise classified (HNOC) or not covered by GHS - none

3. COMPOSITION/INFORMATION ON INGREDIENTS

3.1 Substances

Formula	: CS ₂
Molecular weight	: 76.14 g/mol
CAS-No.	: 75-15-0
EC-No.	: 200-843-6
Index-No.	: 006-003-00-3

Hazardous components

Component	Classification	Concentration
Carbon disulphide		
	Flam. Liq. 2; Acute Tox. 4; Skin Irrit. 2; Eye Irrit. 2A; Repr. 2; STOT RE 1; Aquatic Acute 2; H225, H315, H319, H332, H361, H372, H401	90 - 100 %

For the full text of the H-Statements mentioned in this Section, see Section 16.

4. FIRST AID MEASURES

4.1 Description of first aid measures

General advice

Consult a physician. Show this safety data sheet to the doctor in attendance. Move out of dangerous area.

If inhaled

If breathed in, move person into fresh air. If not breathing, give artificial respiration. Consult a physician.

In case of skin contact

Wash off with soap and plenty of water. Take victim immediately to hospital. Consult a physician.

In case of eye contact

Rinse thoroughly with plenty of water for at least 15 minutes and consult a physician.

If swallowed

Do NOT induce vomiting. Never give anything by mouth to an unconscious person. Rinse mouth with water. Consult a physician.

4.2 Most important symptoms and effects, both acute and delayed

The most important known symptoms and effects are described in the labelling (see section 2.2) and/or in section 11

4.3 Indication of any immediate medical attention and special treatment needed

No data available

5. FIREFIGHTING MEASURES

5.1 Extinguishing media

Suitable extinguishing media

Use water spray, alcohol-resistant foam, dry chemical or carbon dioxide.

5.2 Special hazards arising from the substance or mixture

Flash back possible over considerable distance., Container explosion may occur under fire conditions., Vapours may form explosive mixture with air., May explode when heated.

5.3 Advice for firefighters

Wear self-contained breathing apparatus for firefighting if necessary.

5.4 Further information

Use water spray to cool unopened containers.

6. ACCIDENTAL RELEASE MEASURES

6.1 Personal precautions, protective equipment and emergency procedures

Use personal protective equipment. Avoid breathing vapours, mist or gas. Ensure adequate ventilation. Remove all sources of ignition. Evacuate personnel to safe areas. Beware of vapours accumulating to form explosive concentrations. Vapours can accumulate in low areas.
For personal protection see section 8.

6.2 Environmental precautions

Prevent further leakage or spillage if safe to do so. Do not let product enter drains. Discharge into the environment must be avoided.

6.3 Methods and materials for containment and cleaning up

Contain spillage, and then collect with an electrically protected vacuum cleaner or by wet-brushing and place in container for disposal according to local regulations (see section 13).

6.4 Reference to other sections

For disposal see section 13.

7. HANDLING AND STORAGE

7.1 Precautions for safe handling

Avoid contact with skin and eyes. Avoid inhalation of vapour or mist.

Use explosion-proof equipment. Keep away from sources of ignition - No smoking. Take measures to prevent the build up of electrostatic charge.

For precautions see section 2.2.

7.2 Conditions for safe storage, including any incompatibilities

Keep container tightly closed in a dry and well-ventilated place. Containers which are opened must be carefully resealed and kept upright to prevent leakage.

Refrigerate before opening.

Storage class (TRGS 510): 3: Flammable liquids

7.3 Specific end use(s)

Apart from the uses mentioned in section 1.2 no other specific uses are stipulated

8. EXPOSURE CONTROLS/PERSONAL PROTECTION

8.1 Control parameters

Components with workplace control parameters

Component	CAS-No.	Value	Control parameters	Basis
Carbon disulphide	75-15-0	TWA	1 ppm	USA. ACGIH Threshold Limit Values (TLV)
	Remarks	Peripheral Nervous System impairment Substances for which there is a Biological Exposure Index or Indices (see BEI® section) Not classifiable as a human carcinogen Danger of cutaneous absorption		
		TWA	1 ppm 3 mg/m3	USA. NIOSH Recommended Exposure Limits
		Potential for dermal absorption		
		ST	10 ppm 30 mg/m3	USA. NIOSH Recommended Exposure Limits
		Potential for dermal absorption		
		See Table Z-2		
		TWA	20 ppm	USA. Occupational Exposure Limits (OSHA) - Table Z-2
		Z37.3-1968		
		CEIL	30 ppm	USA. Occupational Exposure Limits (OSHA) - Table Z-2
		Z37.3-1968		
		Peak	100 ppm	USA. Occupational Exposure Limits (OSHA) - Table Z-2
		Z37.3-1968		
		PEL	1 ppm 3 mg/m3	California permissible exposure limits for chemical contaminants (Title 8, Article 107)
		Skin		
		STEL	12 ppm 36 mg/m3	California permissible exposure limits for chemical contaminants (Title 8, Article 107)
		Skin		
		C	30 ppm	California permissible exposure limits for chemical contaminants (Title 8, Article 107)
		Skin		

Biological occupational exposure limits

Component	CAS-No.	Parameters	Value	Biological specimen	Basis
	-	2-Thiothiazolidine-4-carboxylic acid (TTCA)	0.5mg/g Creatinine	Urine	ACGIH - Biological Exposure Indices (BEI)

	Remarks	End of shift (As soon as possible after exposure ceases)
--	---------	--

8.2 Exposure controls

Appropriate engineering controls

Handle in accordance with good industrial hygiene and safety practice. Wash hands before breaks and at the end of workday.

Personal protective equipment

Eye/face protection

Face shield and safety glasses Use equipment for eye protection tested and approved under appropriate government standards such as NIOSH (US) or EN 166(EU).

Skin protection

Handle with gloves. Gloves must be inspected prior to use. Use proper glove removal technique (without touching glove's outer surface) to avoid skin contact with this product. Dispose of contaminated gloves after use in accordance with applicable laws and good laboratory practices. Wash and dry hands.

Full contact

Material: Fluorinated rubber

Minimum layer thickness: 0.7 mm

Break through time: 480 min

Material tested: Vitoject® (KCL 890 / Aldrich Z677698, Size M)

Splash contact

Material: Fluorinated rubber

Minimum layer thickness: 0.7 mm

Break through time: 480 min

Material tested: Vitoject® (KCL 890 / Aldrich Z677698, Size M)

data source: KCL GmbH, D-36124 Eichenzell, phone +49 (0)6659 87300, e-mail sales@kcl.de, test method: EN374

If used in solution, or mixed with other substances, and under conditions which differ from EN 374, contact the supplier of the CE approved gloves. This recommendation is advisory only and must be evaluated by an industrial hygienist and safety officer familiar with the specific situation of anticipated use by our customers. It should not be construed as offering an approval for any specific use scenario.

Body Protection

Complete suit protecting against chemicals, Flame retardant antistatic protective clothing., The type of protective equipment must be selected according to the concentration and amount of the dangerous substance at the specific workplace.

Respiratory protection

Where risk assessment shows air-purifying respirators are appropriate use a full-face respirator with multi-purpose combination (US) or type AXBEK (EN 14387) respirator cartridges as a backup to engineering controls. If the respirator is the sole means of protection, use a full-face supplied air respirator. Use respirators and components tested and approved under appropriate government standards such as NIOSH (US) or CEN (EU).

Control of environmental exposure

Prevent further leakage or spillage if safe to do so. Do not let product enter drains. Discharge into the environment must be avoided.

9. PHYSICAL AND CHEMICAL PROPERTIES

9.1 Information on basic physical and chemical properties

- | | |
|---------------------------------|--|
| a) Appearance | Form: liquid
Colour: colourless |
| b) Odour | Stench. |
| c) Odour Threshold | No data available |
| d) pH | No data available |
| e) Melting point/freezing point | Melting point/range: -112 - -111 °C (-170 - -168 °F) |

f)	Initial boiling point and boiling range	46 °C (115 °F)
g)	Flash point	-30 °C (-22 °F) - closed cup
h)	Evaporation rate	No data available
i)	Flammability (solid, gas)	No data available
j)	Upper/lower flammability or explosive limits	Upper explosion limit: 50 %(V) Lower explosion limit: 1.3 %(V)
k)	Vapour pressure	394.956 hPa (296.241 mmHg) at 20 °C (68 °F) 1,342.711 hPa (1,007.116 mmHg) at 55 °C (131 °F)
l)	Vapour density	2.63 - (Air = 1.0)
m)	Relative density	1.266 g/mL at 25 °C (77 °F)
n)	Water solubility	2.9 g/l at 20 °C (68 °F) - OECD Test Guideline 105
o)	Partition coefficient: n-octanol/water	log Pow: 2.7 at 25 °C (77 °F)
p)	Auto-ignition temperature	97 - 107 °C (207 - 225 °F)
q)	Decomposition temperature	No data available
r)	Viscosity	No data available
s)	Explosive properties	No data available
t)	Oxidizing properties	No data available

9.2 Other safety information

Surface tension	71.9 mN/m at 19.5 °C (67.1 °F)
Relative vapour density	2.63 - (Air = 1.0)

10. STABILITY AND REACTIVITY

10.1 Reactivity

No data available

10.2 Chemical stability

Stable under recommended storage conditions.

10.3 Possibility of hazardous reactions

Vapours may form explosive mixture with air.

10.4 Conditions to avoid

Heat, flames and sparks.

10.5 Incompatible materials

Alkali metals, Zinc, Amines, Azides, Oxidizing agents

10.6 Hazardous decomposition products

Hazardous decomposition products formed under fire conditions. - Carbon oxides, Sulphur oxides

Other decomposition products - No data available

In the event of fire: see section 5

11. TOXICOLOGICAL INFORMATION

11.1 Information on toxicological effects

Acute toxicity

LD50 Oral - Rat - female - > 2,000 mg/kg
(OECD Test Guideline 423)

LC50 Inhalation - Rat - male and female - 4 h - 10.35 mg/l
(OECD Test Guideline 403)

Dermal: No data available

No data available

Skin corrosion/irritation

No data available

Serious eye damage/eye irritation

No data available

Respiratory or skin sensitisation

- Mouse

Result: Does not cause skin sensitisation.
(OECD Test Guideline 429)

Germ cell mutagenicity

Laboratory experiments have shown mutagenic effects.

Ames test

Salmonella typhimurium

Result: negative

Carcinogenicity

IARC: No component of this product present at levels greater than or equal to 0.1% is identified as probable, possible or confirmed human carcinogen by IARC.

NTP: No component of this product present at levels greater than or equal to 0.1% is identified as a known or anticipated carcinogen by NTP.

OSHA: No component of this product present at levels greater than or equal to 0.1% is on OSHA's list of regulated carcinogens.

Reproductive toxicity

Suspected human reproductive toxicant

May cause reproductive disorders.

Specific target organ toxicity - single exposure

No data available

Specific target organ toxicity - repeated exposure

No data available

Aspiration hazard

No data available

Additional Information

RTECS: FF6650000

May cause convulsions.

Liver - Irregularities - Based on Human Evidence

Liver - Irregularities - Based on Human Evidence

12. ECOLOGICAL INFORMATION

12.1 Toxicity

Toxicity to fish	LC50 - Poecilia reticulata (guppy) - 4 mg/l - 96 h (OECD Test Guideline 203)
Toxicity to daphnia and other aquatic invertebrates	Immobilization EC50 - Daphnia magna (Water flea) - 2.1 mg/l - 48 h (OECD Test Guideline 202)
Toxicity to algae	Growth inhibition EC50 - Chlorella pyrenoidosa - 21 mg/l - 96 h (OECD Test Guideline 201)

12.2 Persistence and degradability

Biodegradability aerobic - Exposure time 28 d
Result: > 80 % - Readily biodegradable.
(OECD Test Guideline 301D)

12.3 Bioaccumulative potential

12.4 Mobility in soil

No data available

12.5 Results of PBT and vPvB assessment

PBT/vPvB assessment not available as chemical safety assessment not required/not conducted

12.6 Other adverse effects

An environmental hazard cannot be excluded in the event of unprofessional handling or disposal.

Toxic to aquatic life.

No data available

13. DISPOSAL CONSIDERATIONS

13.1 Waste treatment methods

Product

Burn in a chemical incinerator equipped with an afterburner and scrubber but exert extra care in igniting as this material is highly flammable. Offer surplus and non-recyclable solutions to a licensed disposal company. Contact a licensed professional waste disposal service to dispose of this material.

Contaminated packaging

Dispose of as unused product.

14. TRANSPORT INFORMATION

DOT (US)

UN number: 1131 Class: 3 (6.1) Packing group: I
Proper shipping name: Carbon disulfide
Reportable Quantity (RQ): 100 lbs
Poison Inhalation Hazard: No

IMDG

UN number: 1131 Class: 3 (6.1) Packing group: I EMS-No: F-E, S-D
Proper shipping name: CARBON DISULPHIDE

IATA

UN number: 1131 Class: 3 (6.1)
Proper shipping name: Carbon disulphide
IATA Passenger: Not permitted for transport
IATA Cargo: Not permitted for transport

15. REGULATORY INFORMATION

SARA 302 Components

The following components are subject to reporting levels established by SARA Title III, Section 302:

	CAS-No.	Revision Date
Carbon disulphide	75-15-0	2008-11-03

SARA 313 Components

The following components are subject to reporting levels established by SARA Title III, Section 313:

	CAS-No.	Revision Date
Carbon disulphide	75-15-0	2008-11-03

SARA 311/312 Hazards

Fire Hazard, Acute Health Hazard, Chronic Health Hazard

Massachusetts Right To Know Components

	CAS-No.	Revision Date
Carbon disulphide	75-15-0	2008-11-03

Pennsylvania Right To Know Components

Carbon disulphide

CAS-No.
75-15-0

Revision Date
2008-11-03

New Jersey Right To Know Components

Carbon disulphide

CAS-No.
75-15-0

Revision Date
2008-11-03

California Prop. 65 Components

WARNING: This product contains a chemical known to the State of California to cause birth defects or other reproductive harm.

Carbon disulphide

CAS-No.
75-15-0

Revision Date
2008-06-17

16. OTHER INFORMATION

Full text of H-Statements referred to under sections 2 and 3.

Acute Tox.	Acute toxicity
Aquatic Acute	Acute aquatic toxicity
Eye Irrit.	Eye irritation
Flam. Liq.	Flammable liquids
H225	Highly flammable liquid and vapour.
H315	Causes skin irritation.
H319	Causes serious eye irritation.
H332	Harmful if inhaled.
H361	Suspected of damaging fertility or the unborn child.
H372	Causes damage to organs through prolonged or repeated exposure if inhaled.
H401	Toxic to aquatic life.
Repr.	Reproductive toxicity

HMIS Rating

Health hazard:	2
Chronic Health Hazard:	*
Flammability:	3
Physical Hazard	0

NFPA Rating

Health hazard:	2
Fire Hazard:	3
Reactivity Hazard:	0

Further information

Copyright 2016 Sigma-Aldrich Co. LLC. License granted to make unlimited paper copies for internal use only. The above information is believed to be correct but does not purport to be all inclusive and shall be used only as a guide. The information in this document is based on the present state of our knowledge and is applicable to the product with regard to appropriate safety precautions. It does not represent any guarantee of the properties of the product. Sigma-Aldrich Corporation and its Affiliates shall not be held liable for any damage resulting from handling or from contact with the above product. See www.sigma-aldrich.com and/or the reverse side of invoice or packing slip for additional terms and conditions of sale.

Preparation Information

Sigma-Aldrich Corporation
Product Safety – Americas Region
1-800-521-8956

Version: 5.11

Revision Date: 03/19/2018

Print Date: 11/10/2018

SAFETY DATA SHEET

Version 3.18
Revision Date 08/14/2018
Print Date 11/10/2018

1. PRODUCT AND COMPANY IDENTIFICATION**1.1 Product identifiers**

Product name : Chloroform

Product Number : C2432
Brand : Sigma-Aldrich
Index-No. : 602-006-00-4

CAS-No. : 67-66-3

1.2 Relevant identified uses of the substance or mixture and uses advised against

Identified uses : Laboratory chemicals, Synthesis of substances

1.3 Details of the supplier of the safety data sheet

Company : Sigma-Aldrich
3050 Spruce Street
SAINT LOUIS MO 63103
USA

Telephone : +1 800-325-5832
Fax : +1 800-325-5052

1.4 Emergency telephone number

Emergency Phone # : +1-703-527-3887 (CHEMTREC)

2. HAZARDS IDENTIFICATION**2.1 Classification of the substance or mixture****GHS Classification in accordance with 29 CFR 1910 (OSHA HCS)**

Acute toxicity, Oral (Category 4), H302
Acute toxicity, Inhalation (Category 3), H331
Skin irritation (Category 2), H315
Eye irritation (Category 2A), H319
Carcinogenicity (Category 2), H351
Reproductive toxicity (Category 2), H361d
Specific target organ toxicity - single exposure (Category 3), Central nervous system, H336
Specific target organ toxicity - repeated exposure (Category 1), Liver, Kidney, H372
Acute aquatic toxicity (Category 3), H402

For the full text of the H-Statements mentioned in this Section, see Section 16.

2.2 GHS Label elements, including precautionary statements

Pictogram



Signal word

Danger

Hazard statement(s)

H302	Harmful if swallowed.
H315	Causes skin irritation.
H319	Causes serious eye irritation.
H331	Toxic if inhaled.
H336	May cause drowsiness or dizziness.
H351	Suspected of causing cancer.

H361d	Suspected of damaging the unborn child.
H372	Causes damage to organs (Liver, Kidney) through prolonged or repeated exposure.
H402	Harmful to aquatic life.
Precautionary statement(s)	
P201	Obtain special instructions before use.
P202	Do not handle until all safety precautions have been read and understood.
P260	Do not breathe dust/ fume/ gas/ mist/ vapours/ spray.
P264	Wash skin thoroughly after handling.
P270	Do not eat, drink or smoke when using this product.
P271	Use only outdoors or in a well-ventilated area.
P273	Avoid release to the environment.
P280	Wear protective gloves/ protective clothing/ eye protection/ face protection.
P301 + P312 + P330	IF SWALLOWED: Call a POISON CENTER/doctor if you feel unwell. Rinse mouth.
P302 + P352	IF ON SKIN: Wash with plenty of soap and water.
P304 + P340 + P311	IF INHALED: Remove person to fresh air and keep comfortable for breathing. Call a POISON CENTER/doctor.
P305 + P351 + P338	IF IN EYES: Rinse cautiously with water for several minutes. Remove contact lenses, if present and easy to do. Continue rinsing.
P308 + P313	IF exposed or concerned: Get medical advice/ attention.
P332 + P313	If skin irritation occurs: Get medical advice/ attention.
P337 + P313	If eye irritation persists: Get medical advice/ attention.
P362	Take off contaminated clothing and wash before reuse.
P403 + P233	Store in a well-ventilated place. Keep container tightly closed.
P405	Store locked up.
P501	Dispose of contents/ container to an approved waste disposal plant.

2.3 Hazards not otherwise classified (HNOC) or not covered by GHS - none

3. COMPOSITION/INFORMATION ON INGREDIENTS

3.1 Substances

Synonyms	: Trichloromethane Methyldiyne trichloride
Formula	: CHCl_3
Molecular weight	: 119.38 g/mol
CAS-No.	: 67-66-3
EC-No.	: 200-663-8
Index-No.	: 602-006-00-4

Hazardous components

Component	Classification	Concentration
Chloroform		
	Acute Tox. 4; Acute Tox. 3; Skin Irrit. 2; Eye Irrit. 2A; Carc. 2; Repr. 2; STOT SE 3; STOT RE 1; Aquatic Acute 3; H302, H315, H319, H331, H336, H351, H361d, H372, H402	90 - 100 %

For the full text of the H-Statements mentioned in this Section, see Section 16.

4. FIRST AID MEASURES

4.1 Description of first aid measures

General advice

Move out of dangerous area. Consult a physician. Show this safety data sheet to the doctor in attendance.

If inhaled

If breathed in, move person into fresh air. If not breathing, give artificial respiration. Consult a physician.

In case of skin contact

Wash off with soap and plenty of water. Take victim immediately to hospital. Consult a physician.

In case of eye contact

Rinse thoroughly with plenty of water for at least 15 minutes and consult a physician.

If swallowed

Never give anything by mouth to an unconscious person. Rinse mouth with water. Consult a physician.

4.2 Most important symptoms and effects, both acute and delayed

The most important known symptoms and effects are described in the labelling (see section 2.2) and/or in section 11

4.3 Indication of any immediate medical attention and special treatment needed

No data available

5. FIREFIGHTING MEASURES

5.1 Extinguishing media

Suitable extinguishing media

Use water spray, alcohol-resistant foam, dry chemical or carbon dioxide.

5.2 Special hazards arising from the substance or mixture

No data available

5.3 Advice for firefighters

Wear self-contained breathing apparatus for firefighting if necessary.

5.4 Further information

No data available

6. ACCIDENTAL RELEASE MEASURES

6.1 Personal precautions, protective equipment and emergency procedures

Wear respiratory protection. Avoid breathing vapours, mist or gas. Ensure adequate ventilation. Evacuate personnel to safe areas.

For personal protection see section 8.

6.2 Environmental precautions

Prevent further leakage or spillage if safe to do so. Do not let product enter drains. Discharge into the environment must be avoided.

6.3 Methods and materials for containment and cleaning up

Soak up with inert absorbent material and dispose of as hazardous waste. Keep in suitable, closed containers for disposal.

6.4 Reference to other sections

For disposal see section 13.

7. HANDLING AND STORAGE

7.1 Precautions for safe handling

Avoid contact with skin and eyes. Avoid inhalation of vapour or mist.

For precautions see section 2.2.

7.2 Conditions for safe storage, including any incompatibilities

Keep container tightly closed in a dry and well-ventilated place. Containers which are opened must be carefully resealed and kept upright to prevent leakage.

Storage class (TRGS 510): 6.1D: Non-combustible, acute toxic Cat.3 / toxic hazardous materials or hazardous materials causing chronic effects

7.3 Specific end use(s)

Apart from the uses mentioned in section 1.2 no other specific uses are stipulated

8. EXPOSURE CONTROLS/PERSONAL PROTECTION

8.1 Control parameters

Components with workplace control parameters

Component	CAS-No.	Value	Control parameters	Basis
Chloroform	67-66-3	TWA	10 ppm	USA. ACGIH Threshold Limit Values (TLV)
	Remarks	Central Nervous System impairment Liver damage Embryo/fetal damage Confirmed animal carcinogen with unknown relevance to humans		
		ST	2 ppm 9.78 mg/m3	USA. NIOSH Recommended Exposure Limits
		Potential Occupational Carcinogen See Appendix A		
		C	50 ppm 240 mg/m3	USA. Occupational Exposure Limits (OSHA) - Table Z-1 Limits for Air Contaminants
		The value in mg/m3 is approximate. Ceiling limit is to be determined from breathing-zone air samples.		
		PEL	2 ppm 9.78 mg/m3	California permissible exposure limits for chemical contaminants (Title 8, Article 107)

8.2 Exposure controls

Appropriate engineering controls

Avoid contact with skin, eyes and clothing. Wash hands before breaks and immediately after handling the product.

Personal protective equipment

Eye/face protection

Face shield and safety glasses Use equipment for eye protection tested and approved under appropriate government standards such as NIOSH (US) or EN 166(EU).

Skin protection

Handle with gloves. Gloves must be inspected prior to use. Use proper glove removal technique (without touching glove's outer surface) to avoid skin contact with this product. Dispose of contaminated gloves after use in accordance with applicable laws and good laboratory practices. Wash and dry hands.

Full contact

Material: Fluorinated rubber

Minimum layer thickness: 0.7 mm

Break through time: 480 min

Material tested: Vitoject® (KCL 890 / Aldrich Z677698, Size M)

Splash contact

Material: Fluorinated rubber

Minimum layer thickness: 0.7 mm

Break through time: 480 min

Material tested: Vitoject® (KCL 890 / Aldrich Z677698, Size M)

data source: KCL GmbH, D-36124 Eichenzell, phone +49 (0)6659 87300, e-mail sales@kcl.de, test method: EN374

If used in solution, or mixed with other substances, and under conditions which differ from EN 374, contact the supplier of the CE approved gloves. This recommendation is advisory only and must be evaluated by an industrial hygienist and safety officer familiar with the specific situation of anticipated use by our customers. It should not be construed as offering an approval for any specific use scenario.

Body Protection

Complete suit protecting against chemicals, The type of protective equipment must be selected according to the concentration and amount of the dangerous substance at the specific workplace.

Respiratory protection

Where risk assessment shows air-purifying respirators are appropriate use a full-face respirator with multi-purpose combination (US) or type AXBEK (EN 14387) respirator cartridges as a backup to engineering controls. If the respirator is the sole means of protection, use a full-face supplied air respirator. Use respirators and components tested and approved under appropriate government standards such as NIOSH (US) or CEN (EU).

Control of environmental exposure

Prevent further leakage or spillage if safe to do so. Do not let product enter drains. Discharge into the environment must be avoided.

9. PHYSICAL AND CHEMICAL PROPERTIES**9.1 Information on basic physical and chemical properties**

a) Appearance	Form: liquid, clear Colour: colourless
b) Odour	sweet
c) Odour Threshold	No data available
d) pH	No data available
e) Melting point/freezing point	Melting point/range: -63 °C (-81 °F)
f) Initial boiling point and boiling range	60.5 - 61.5 °C (140.9 - 142.7 °F)
g) Flash point	- DIN 51755 Part 1 does not flash
h) Evaporation rate	No data available
i) Flammability (solid, gas)	No data available
j) Upper/lower flammability or explosive limits	No data available
k) Vapour pressure	210 hPa (158 mmHg) at 20 °C (68 °F)
l) Vapour density	4.12 - (Air = 1.0)
m) Relative density	1.492 g/mL at 25 °C (77 °F)
n) Water solubility	8.7 g/l at 23 °C (73 °F) - OECD Test Guideline 105
o) Partition coefficient: n-octanol/water	log Pow: 1.97 at 25 °C (77 °F) - (ECHA), Bioaccumulation is not expected.
p) Auto-ignition temperature	> 600 °C (> 1,112 °F) at 1,013 hPa (760 mmHg) - DIN 51794
q) Decomposition temperature	Distillable in an undecomposed state at normal pressure.
r) Viscosity	No data available
s) Explosive properties	No data available
t) Oxidizing properties	No data available

9.2 Other safety information

Solubility in other solvents	organic solvent at 20 °C (68 °F) - miscible
Surface tension	27.1 mN/m at 20.0 °C (68.0 °F)
Relative vapour density	4.12 - (Air = 1.0)

10. STABILITY AND REACTIVITY

10.1 Reactivity

No data available

10.2 Chemical stability

Stable under recommended storage conditions.

Contains the following stabiliser(s):

2-Methyl-2-butene (≥ 0.001 - ≤ 0.015 %)

10.3 Possibility of hazardous reactions

No data available

10.4 Conditions to avoid

No data available

10.5 Incompatible materials

various plastics, Rubber

10.6 Hazardous decomposition products

Hazardous decomposition products formed under fire conditions. - Carbon oxides, Hydrogen chloride gas

Other decomposition products - No data available

In the event of fire: see section 5

11. TOXICOLOGICAL INFORMATION

11.1 Information on toxicological effects

Acute toxicity

LD50 Oral - Rat - male - 908 mg/kg

(OECD Test Guideline 401)

Remarks: Behavioral:Change in motor activity (specific assay). Behavioral:Ataxia. Lungs, Thorax, or

Respiration:Respiratory stimulation.

LOEC Inhalation - Rat - male - 6 h - 500 ppm

Remarks: Classified according to Regulation (EU) 1272/2008, Annex VI (Table 3.1/3.2)

LD50 Dermal - Rabbit - $> 20,000$ mg/kg

Remarks: (RTECS)

No data available

Skin corrosion/irritation

Skin - Rabbit

Result: Irritating to skin. - 24 h

Remarks: (ECHA)

Serious eye damage/eye irritation

Eyes - Rabbit

Result: Irritating to eyes.

Remarks: (ECHA)

Respiratory or skin sensitisation

Sensitisation test: - Guinea pig

Result: negative

(Maximisation Test)

Remarks: (ECHA)

Germ cell mutagenicity

Ames test

Salmonella typhimurium

Result: negative

reverse mutation assay

Escherichia coli

Result: negative

(ECHA)

OECD Test Guideline 474
Rat - male and female - Bone marrow
Result: negative

OECD Test Guideline 486
Rat - male - Other cell types
Result: negative

Carcinogenicity

Carcinogenicity - Rat - Oral
Tumorigenic: Carcinogenic by RTECS criteria. Leukaemia
Suspected of causing cancer.

IARC: 2B - Group 2B: Possibly carcinogenic to humans (Chloroform)
NTP: RAHC - Reasonably anticipated to be a human carcinogen (Chloroform)
OSHA: No component of this product present at levels greater than or equal to 0.1% is on OSHA's list of regulated carcinogens.

Reproductive toxicity

Suspected of damaging the unborn child.

Specific target organ toxicity - single exposure

May cause drowsiness or dizziness.

Specific target organ toxicity - repeated exposure

Causes damage to organs through prolonged or repeated exposure. - Liver, Kidney

Aspiration hazard

No data available

Additional Information

RTECS: FS9100000

Vomiting, Cough, irritant effects, Shortness of breath, respiratory arrest, narcosis, Dizziness, Nausea, agitation, spasms, inebriation, Headache, Stomach/intestinal disorders, ataxia (impaired locomotor coordination), cardiovascular disorders
Drying-out effect resulting in rough and chapped skin.

Stomach - Irregularities - Based on Human Evidence

Stomach - Irregularities - Based on Human Evidence

12. ECOLOGICAL INFORMATION

12.1 Toxicity

Toxicity to fish	flow-through test LC50 - Danio rerio (zebra fish) - 121 mg/l - 48 h (OECD Test Guideline 203)
	static test LC50 - Pimephales promelas (fathead minnow) - 103 - 171 mg/l - 96 h Remarks: (ECHA)
	flow-through test LC50 - Oncorhynchus mykiss (rainbow trout) - 18.2 mg/l - 96 h Remarks: (ECHA)
	flow-through test LC50 - Micropterus dolomieu - 51 mg/l - 96 h Remarks: (ECHA)
Toxicity to daphnia and other aquatic invertebrates	static test EC50 - Daphnia magna (Water flea) - 79 mg/l - 48 h Remarks: (ECHA)
Toxicity to algae	static test ErC50 - Chlamydomonas reinhardtii (green algae) - 13.3 mg/l - 72 h Remarks: (ECHA)

12.2 Persistence and degradability

Biodegradability aerobic - Exposure time 14 d

Result: 0 % - Not readily biodegradable.
(OECD Test Guideline 301C)

12.3 Bioaccumulative potential

Bioaccumulation

Cyprinus carpio (Carp) - 42 d
at 25 °C - 0.1 mg/l

Bioconcentration factor (BCF): 4.1 - 13
(OECD Test Guideline 305)

Cyprinus carpio (Carp) - 42 d
at 25 °C - 1 mg/l

Bioconcentration factor (BCF): 1.4 - 4.7
(OECD Test Guideline 305)

12.4 Mobility in soil

No data available

12.5 Results of PBT and vPvB assessment

PBT/vPvB assessment not available as chemical safety assessment not required/not conducted

12.6 Other adverse effects

An environmental hazard cannot be excluded in the event of unprofessional handling or disposal.
Harmful to aquatic life.

13. DISPOSAL CONSIDERATIONS

13.1 Waste treatment methods

Product

Offer surplus and non-recyclable solutions to a licensed disposal company. Contact a licensed professional waste disposal service to dispose of this material. Dissolve or mix the material with a combustible solvent and burn in a chemical incinerator equipped with an afterburner and scrubber.

Contaminated packaging

Dispose of as unused product.

14. TRANSPORT INFORMATION

DOT (US)

UN number: 1888 Class: 6.1 Packing group: III
Proper shipping name: Chloroform
Reportable Quantity (RQ): 10 lbs Reportable Quantity (RQ): 10 lbs
Poison Inhalation Hazard: No

IMDG

UN number: 1888 Class: 6.1 Packing group: III EMS-No: F-A, S-A
Proper shipping name: CHLOROFORM

IATA

UN number: 1888 Class: 6.1 Packing group: III
Proper shipping name: Chloroform

15. REGULATORY INFORMATION

SARA 302 Components

Chloroform

CAS-No.
67-66-3

Revision Date
2008-11-03

SARA 313 Components

The following components are subject to reporting levels established by SARA Title III, Section 313:

Chloroform

CAS-No.
67-66-3

Revision Date
2008-11-03

SARA 311/312 Hazards

Acute Health Hazard, Chronic Health Hazard

Reportable Quantity : D022 lbs

Massachusetts Right To Know Components

	CAS-No.	Revision Date
Chloroform	67-66-3	2008-11-03

Pennsylvania Right To Know Components

	CAS-No.	Revision Date
Chloroform	67-66-3	2008-11-03

California Prop. 65 Components

	CAS-No.	Revision Date
, which is/are known to the State of California to cause cancer and birth defects or other reproductive harm. For more information go to www.P65Warnings.ca.gov . Chloroform	67-66-3	2011-09-01

16. OTHER INFORMATION

Full text of H-Statements referred to under sections 2 and 3.

Acute Tox.	Acute toxicity
Aquatic Acute	Acute aquatic toxicity
Carc.	Carcinogenicity
Eye Irrit.	Eye irritation
H302	Harmful if swallowed.
H315	Causes skin irritation.
H319	Causes serious eye irritation.
H331	Toxic if inhaled.
H336	May cause drowsiness or dizziness.
H351	Suspected of causing cancer.
H361d	Suspected of damaging the unborn child.
H372	Causes damage to organs through prolonged or repeated exposure.
H402	Harmful to aquatic life.
Repr.	Reproductive toxicity
Skin Irrit.	Skin irritation
STOT RE	Specific target organ toxicity - repeated exposure
STOT SE	Specific target organ toxicity - single exposure

Further information

Copyright 2016 Sigma-Aldrich Co. LLC. License granted to make unlimited paper copies for internal use only.

The above information is believed to be correct but does not purport to be all inclusive and shall be used only as a guide. The information in this document is based on the present state of our knowledge and is applicable to the product with regard to appropriate safety precautions. It does not represent any guarantee of the properties of the product. Sigma-Aldrich Corporation and its Affiliates shall not be held liable for any damage resulting from handling or from contact with the above product. See www.sigma-aldrich.com and/or the reverse side of invoice or packing slip for additional terms and conditions of sale.

Preparation Information

Sigma-Aldrich Corporation
Product Safety – Americas Region
1-800-521-8956

Version: 3.18

Revision Date: 08/14/2018

Print Date: 11/10/2018



Fisher Scientific

Part of Thermo Fisher Scientific

SAFETY DATA SHEET

Creation Date 13-Sep-2013

Revision Date 21-Jul-2015

Revision Number 2

1. Identification

Product Name Chromium

Cat No. : C318-500

Synonyms Chrome

Recommended Use Laboratory chemicals.

Uses advised against No Information available

Details of the supplier of the safety data sheet

Company

Fisher Scientific
One Reagent Lane
Fair Lawn, NJ 07410
Tel: (201) 796-7100

Emergency Telephone Number

CHEMTREC®, Inside the USA: 800-424-9300
CHEMTREC®, Outside the USA: 001-703-527-3887

2. Hazard(s) identification

Classification

This chemical is considered hazardous by the 2012 OSHA Hazard Communication Standard (29 CFR 1910.1200)

Specific target organ toxicity (single exposure)
Target Organs - Respiratory system.

Category 3

Label Elements

Signal Word

Warning

Hazard Statements

May cause respiratory irritation



Precautionary Statements

Prevention

Avoid breathing dust/fume/gas/mist/vapors/spray
Use only outdoors or in a well-ventilated area

Inhalation

IF INHALED: Remove victim to fresh air and keep at rest in a position comfortable for breathing
Call a POISON CENTER or doctor/physician if you feel unwell

Storage

Store in a well-ventilated place. Keep container tightly closed
Store locked up

Disposal

Dispose of contents/container to an approved waste disposal plant

Hazards not otherwise classified (HNOC)

Very toxic to aquatic life

3. Composition / information on ingredients

Component	CAS-No	Weight %
Chromium	7440-47-3	>95

4. First-aid measures

General Advice	If symptoms persist, call a physician.
Eye Contact	Rinse immediately with plenty of water, also under the eyelids, for at least 15 minutes. Obtain medical attention.
Skin Contact	Wash off immediately with plenty of water for at least 15 minutes. Obtain medical attention.
Inhalation	Move to fresh air. If breathing is difficult, give oxygen. Obtain medical attention.
Ingestion	Do not induce vomiting. Obtain medical attention.
Most important symptoms/effects	None reasonably foreseeable.
Notes to Physician	Treat symptomatically

5. Fire-fighting measures

Unsuitable Extinguishing Media	Carbon dioxide (CO ₂)
Flash Point	Not applicable
Method -	No information available
Autoignition Temperature	Not applicable
Explosion Limits	
Upper	No data available
Lower	No data available
Sensitivity to Mechanical Impact	No information available
Sensitivity to Static Discharge	No information available

Specific Hazards Arising from the Chemical

Dust can form an explosive mixture in air. Do not allow run-off from fire fighting to enter drains or water courses.

Hazardous Combustion Products

Chromium oxide

Protective Equipment and Precautions for Firefighters

As in any fire, wear self-contained breathing apparatus pressure-demand, MSHA/NIOSH (approved or equivalent) and full protective gear.

NFPA

Health
2

Flammability
1

Instability
1

Physical hazards
N/A

6. Accidental release measures

Personal Precautions	Ensure adequate ventilation. Use personal protective equipment. Avoid dust formation.
Environmental Precautions	Do not flush into surface water or sanitary sewer system. Do not allow material to contaminate ground water system. Prevent product from entering drains. Local authorities should be advised if significant spillages cannot be contained. See Section 12 for additional ecological information. Avoid release to the environment. Collect spillage.

Methods for Containment and Clean Up	Avoid dust formation. Sweep up or vacuum up spillage and collect in suitable container for disposal. Keep in suitable, closed containers for disposal.
---	--

7. Handling and storage

Handling	Avoid dust formation. Wear personal protective equipment. Ensure adequate ventilation. Do not get in eyes, on skin, or on clothing. Avoid ingestion and inhalation.
Storage	Keep containers tightly closed in a dry, cool and well-ventilated place. Store under an inert atmosphere.

8. Exposure controls / personal protection

Exposure Guidelines

Component	ACGIH TLV	OSHA PEL	NIOSH IDLH
Chromium	TWA: 0.5 mg/m ³	(Vacated) TWA: 1 mg/m ³ TWA: 1 mg/m ³	IDLH: 250 mg/m ³ TWA: 0.5 mg/m ³

Component	Quebec	Mexico OEL (TWA)	Ontario TWA EV
Chromium	TWA: 0.5 mg/m ³	TWA: 0.5 mg/m ³	TWA: 0.5 mg/m ³

Legend

ACGIH - American Conference of Governmental Industrial Hygienists

OSHA - Occupational Safety and Health Administration

NIOSH IDLH: The National Institute for Occupational Safety and Health Immediately Dangerous to Life or Health

Engineering Measures	Ensure adequate ventilation, especially in confined areas. Ensure that eyewash stations and safety showers are close to the workstation location.
-----------------------------	---

Personal Protective Equipment

Eye/face Protection	Wear appropriate protective eyeglasses or chemical safety goggles as described by OSHA's eye and face protection regulations in 29 CFR 1910.133 or European Standard EN166.
Skin and body protection	Wear appropriate protective gloves and clothing to prevent skin exposure.
Respiratory Protection	Follow the OSHA respirator regulations found in 29 CFR 1910.134 or European Standard EN 149. Use a NIOSH/MSHA or European Standard EN 149 approved respirator if exposure limits are exceeded or if irritation or other symptoms are experienced.
Hygiene Measures	Handle in accordance with good industrial hygiene and safety practice.

9. Physical and chemical properties

Physical State	Powder
Appearance	Silver
Odor	Odorless
Odor Threshold	No information available
pH	No information available
Melting Point/Range	1857.2 °C / 3375 °F

Boiling Point/Range	2640 °C / 4784 °F
Flash Point	Not applicable
Evaporation Rate	Not applicable
Flammability (solid,gas)	No information available
Flammability or explosive limits	
Upper	No data available
Lower	No data available
Vapor Pressure	No information available
Vapor Density	Not applicable
Relative Density	7.2
Solubility	Insoluble in water
Partition coefficient; n-octanol/water	No data available
Autoignition Temperature	Not applicable
Decomposition Temperature	No information available
Viscosity	Not applicable
Molecular Formula	Cr
Molecular Weight	51.996

10. Stability and reactivity

Reactive Hazard	None known, based on information available
Stability	Sensitive to air.
Conditions to Avoid	Incompatible products. Excess heat. Avoid dust formation.
Incompatible Materials	Strong oxidizing agents, Strong acids
Hazardous Decomposition Products	Chromium oxide
Hazardous Polymerization	Hazardous polymerization does not occur.
Hazardous Reactions	None under normal processing.

11. Toxicological information

Acute Toxicity

Component Information	
Toxicologically Synergistic Products	No information available
<u>Delayed and immediate effects as well as chronic effects from short and long-term exposure</u>	

Irritation	May cause irritation of respiratory tract
Sensitization	No information available
Carcinogenicity	The table below indicates whether each agency has listed any ingredient as a carcinogen.

Component	CAS-No	IARC	NTP	ACGIH	OSHA	Mexico
Chromium	7440-47-3	Not listed	Not listed	Not listed	Not listed	Not listed

Mutagenic Effects	No information available
Reproductive Effects	No information available.
Developmental Effects	No information available.
Teratogenicity	No information available.
STOT - single exposure	Respiratory system
STOT - repeated exposure	None known

Aspiration hazard No information available

Symptoms / effects, both acute and delayed No information available

Endocrine Disruptor Information No information available

Other Adverse Effects The toxicological properties have not been fully investigated. See actual entry in RTECS for complete information.

12. Ecological information

Ecotoxicity

The product contains following substances which are hazardous for the environment. Very toxic to aquatic organisms.

Component	Freshwater Algae	Freshwater Fish	Microtox	Water Flea
Chromium	Not listed	LC50: 14.3 mg/l/96 H (Pimephales promelas)	Not listed	EC50: 0.07 mg/l/48 H

Persistence and Degradability Insoluble in water
Bioaccumulation/ Accumulation No information available.

Mobility Is not likely mobile in the environment due its low water solubility.

13. Disposal considerations

Waste Disposal Methods Chemical waste generators must determine whether a discarded chemical is classified as a hazardous waste. Chemical waste generators must also consult local, regional, and national hazardous waste regulations to ensure complete and accurate classification.

14. Transport information

DOT

UN-No UN3077
Proper Shipping Name ENVIRONMENTALLY HAZARDOUS SUBSTANCES, SOLID, N.O.S.
Proper technical name Chromium
Hazard Class 9
Packing Group III

TDG

UN-No UN3077
Proper Shipping Name ENVIRONMENTALLY HAZARDOUS SUBSTANCES, SOLID, N.O.S.
Hazard Class 9
Packing Group III

IATA

UN-No UN3077
Proper Shipping Name Environmentally hazardous substance, solid, n.o.s
Hazard Class 9
Packing Group III

IMDG/IMO

UN-No UN3077
Proper Shipping Name Environmentally hazardous substance, solid, n.o.s
Hazard Class 9
Packing Group III

15. Regulatory information

International Inventories

Component	TSCA	DSL	NDSL	EINECS	ELINCS	NLP	PICCS	ENCS	AICS	IECSC	KECL
Chromium	X	X	-	231-157-5	-		X	-	X	X	X

Legend:

X - Listed

E - Indicates a substance that is the subject of a Section 5(e) Consent order under TSCA.

F - Indicates a substance that is the subject of a Section 5(f) Rule under TSCA.

N - Indicates a polymeric substance containing no free-radical initiator in its inventory name but is considered to cover the designated polymer made with any free-radical initiator regardless of the amount used.

P - Indicates a commenced PMN substance

R - Indicates a substance that is the subject of a Section 6 risk management rule under TSCA.

S - Indicates a substance that is identified in a proposed or final Significant New Use Rule

T - Indicates a substance that is the subject of a Section 4 test rule under TSCA.

XU - Indicates a substance exempt from reporting under the Inventory Update Rule, i.e. Partial Updating of the TSCA Inventory Data Base Production and Site Reports (40 CFR 710(B)).

Y1 - Indicates an exempt polymer that has a number-average molecular weight of 1,000 or greater.

Y2 - Indicates an exempt polymer that is a polyester and is made only from reactants included in a specified list of low concern reactants that comprises one of the eligibility criteria for the exemption rule.

U.S. Federal Regulations

TSCA 12(b) Not applicable

SARA 313

Component	CAS-No	Weight %	SARA 313 - Threshold Values %
Chromium	7440-47-3	>95	1.0

SARA 311/312 Hazardous Categorization

Acute Health Hazard	Yes
Chronic Health Hazard	No
Fire Hazard	No
Sudden Release of Pressure Hazard	No
Reactive Hazard	No

Clean Water Act

Component	CWA - Hazardous Substances	CWA - Reportable Quantities	CWA - Toxic Pollutants	CWA - Priority Pollutants
Chromium	-	-	X	X

Clean Air Act

Component	HAPS Data	Class 1 Ozone Depletors	Class 2 Ozone Depletors
Chromium	X		-

OSHA Occupational Safety and Health Administration

Not applicable

CERCLA

Not applicable

Component	Hazardous Substances RQs	CERCLA EHS RQs
Chromium	5000 lb 10 lb	-

California Proposition 65 This product does not contain any Proposition 65 chemicals

State Right-to-Know

Component	Massachusetts	New Jersey	Pennsylvania	Illinois	Rhode Island
Chromium	X	X	X	X	X

U.S. Department of Transportation

Reportable Quantity (RQ): N
DOT Marine Pollutant N
DOT Severe Marine Pollutant N

U.S. Department of Homeland Security

This product does not contain any DHS chemicals.

Other International Regulations

Mexico - Grade No information available

Canada

This product has been classified in accordance with the hazard criteria of the Controlled Products Regulations (CPR) and the MSDS contains all the information required by the CPR

WHMIS Hazard Class D2B Toxic materials



16. Other information

Prepared By Regulatory Affairs
Thermo Fisher Scientific
Email: EMSDS.RA@thermofisher.com

Creation Date 13-Sep-2013

Revision Date 21-Jul-2015

Print Date 21-Jul-2015

Revision Summary This document has been updated to comply with the US OSHA HazCom 2012 Standard replacing the current legislation under 29 CFR 1910.1200 to align with the Globally Harmonized System of Classification and Labeling of Chemicals (GHS)

Disclaimer

The information provided on this Safety Data Sheet is correct to the best of our knowledge, information and belief at the date of its publication. The information given is designed only as a guide for safe handling, use, processing, storage, transportation, disposal and release and is not to be considered as a warranty or quality specification. The information relates only to the specific material designated and may not be valid for such material used in combination with any other material or in any process, unless specified in the text.

End of SDS

SAFETY DATA SHEET

Version 5.5
Revision Date 01/10/2018
Print Date 01/21/2019

1. PRODUCT AND COMPANY IDENTIFICATION

1.1 Product identifiers

Product name : Chrysene

Product Number : 35754
Brand : Sigma-Aldrich
Index-No. : 601-048-00-0

CAS-No. : 218-01-9

1.2 Relevant identified uses of the substance or mixture and uses advised against

Identified uses : Laboratory chemicals, Synthesis of substances

1.3 Details of the supplier of the safety data sheet

Company : Sigma-Aldrich
3050 Spruce Street
SAINT LOUIS MO 63103
USA

Telephone : +1 800-325-5832
Fax : +1 800-325-5052

1.4 Emergency telephone number

Emergency Phone # : +1-703-527-3887 (CHEMTREC)

2. HAZARDS IDENTIFICATION

2.1 Classification of the substance or mixture

GHS Classification in accordance with 29 CFR 1910 (OSHA HCS)

Germ cell mutagenicity (Category 2), H341
Carcinogenicity (Category 1B), H350
Acute aquatic toxicity (Category 1), H400
Chronic aquatic toxicity (Category 1), H410

For the full text of the H-Statements mentioned in this Section, see Section 16.

2.2 GHS Label elements, including precautionary statements

Pictogram



Signal word

Danger

Hazard statement(s)

H341 Suspected of causing genetic defects.
H350 May cause cancer.
H410 Very toxic to aquatic life with long lasting effects.

Precautionary statement(s)

P201 Obtain special instructions before use.
P202 Do not handle until all safety precautions have been read and understood.
P273 Avoid release to the environment.
P281 Use personal protective equipment as required.
P308 + P313 IF exposed or concerned: Get medical advice/ attention.

P391 Collect spillage.
P405 Store locked up.
P501 Dispose of contents/ container to an approved waste disposal plant.

2.3 Hazards not otherwise classified (HNOC) or not covered by GHS - none

3. COMPOSITION/INFORMATION ON INGREDIENTS

3.1 Substances

Formula : C₁₈H₁₂
Molecular weight : 228.29 g/mol
CAS-No. : 218-01-9
EC-No. : 205-923-4
Index-No. : 601-048-00-0

Hazardous components

Component	Classification	Concentration
Chrysene	Muta. 2; Carc. 1B; Aquatic Acute 1; Aquatic Chronic 1; H341, H350, H410	90 - 100 %

For the full text of the H-Statements mentioned in this Section, see Section 16.

4. FIRST AID MEASURES

4.1 Description of first aid measures

General advice

Consult a physician. Show this safety data sheet to the doctor in attendance. Move out of dangerous area.

If inhaled

If breathed in, move person into fresh air. If not breathing, give artificial respiration. Consult a physician.

In case of skin contact

Wash off with soap and plenty of water. Consult a physician.

In case of eye contact

Flush eyes with water as a precaution.

If swallowed

Never give anything by mouth to an unconscious person. Rinse mouth with water. Consult a physician.

4.2 Most important symptoms and effects, both acute and delayed

The most important known symptoms and effects are described in the labelling (see section 2.2) and/or in section 11

4.3 Indication of any immediate medical attention and special treatment needed

No data available

5. FIREFIGHTING MEASURES

5.1 Extinguishing media

Suitable extinguishing media

Use water spray, alcohol-resistant foam, dry chemical or carbon dioxide.

5.2 Special hazards arising from the substance or mixture

No data available

5.3 Advice for firefighters

Wear self-contained breathing apparatus for firefighting if necessary.

5.4 Further information

No data available

6. ACCIDENTAL RELEASE MEASURES

6.1 Personal precautions, protective equipment and emergency procedures

Use personal protective equipment. Avoid dust formation. Avoid breathing vapours, mist or gas. Ensure adequate ventilation. Evacuate personnel to safe areas. Avoid breathing dust.
For personal protection see section 8.

6.2 Environmental precautions

Prevent further leakage or spillage if safe to do so. Do not let product enter drains. Discharge into the environment must be avoided.

6.3 Methods and materials for containment and cleaning up

Pick up and arrange disposal without creating dust. Sweep up and shovel. Keep in suitable, closed containers for disposal.

6.4 Reference to other sections

For disposal see section 13.

7. HANDLING AND STORAGE

7.1 Precautions for safe handling

Avoid contact with skin and eyes. Avoid formation of dust and aerosols.
Provide appropriate exhaust ventilation at places where dust is formed.
For precautions see section 2.2.

7.2 Conditions for safe storage, including any incompatibilities

Keep container tightly closed in a dry and well-ventilated place.
Storage class (TRGS 510): 6.1D: Non-combustible, acute toxic Cat.3 / toxic hazardous materials or hazardous materials causing chronic effects

7.3 Specific end use(s)

Apart from the uses mentioned in section 1.2 no other specific uses are stipulated

8. EXPOSURE CONTROLS/PERSONAL PROTECTION

8.1 Control parameters

Components with workplace control parameters

Component	CAS-No.	Value	Control parameters	Basis
	Remarks	Cancer Substances for which there is a Biological Exposure Index or Indices (see BEI® section), see BEI® for Polycyclic Aromatic Hydrocarbons (PAHs) Exposure by all routes should be carefully controlled to levels as low as possible. Confirmed animal carcinogen with unknown relevance to humans		
Chrysene	218-01-9	TWA	0.200000 mg/m3	USA. Occupational Exposure Limits (OSHA) - Table Z-1 Limits for Air Contaminants
		TWA	0.200000 mg/m3	USA. Occupational Exposure Limits (OSHA) - Table Z-1 Limits for Air Contaminants
		1910.1002 As used in §1910.1000 (Table Z-1), coal tar pitch volatiles include the fused polycyclic hydrocarbons which volatilize from the distillation residues of coal, petroleum (excluding asphalt), wood, and other organic matter. Asphalt (CAS 8052-42-4, and CAS 64742-93-4) is not covered under the 'coal tar pitch volatiles' standard OSHA specifically regulated carcinogen		
		TWA	0.100000 mg/m3	USA. NIOSH Recommended Exposure Limits
		Potential Occupational Carcinogen		

		NIOSH considers coal tar, coal tar pitch, and creosote to be coal tar products. cyclohexane-extractable fraction See Appendix C See Appendix A		
		PEL	0.2 mg/m3	California permissible exposure limits for chemical contaminants (Title 8, Article 107)

Biological occupational exposure limits

Component	CAS-No.	Parameters	Value	Biological specimen	Basis
	-	1-Hydroxypyrene		Urine	ACGIH - Biological Exposure Indices (BEI)
	Remarks	End of shift at end of workweek			

8.2 Exposure controls

Appropriate engineering controls

Handle in accordance with good industrial hygiene and safety practice. Wash hands before breaks and at the end of workday.

Personal protective equipment

Eye/face protection

Safety glasses with side-shields conforming to EN166 Use equipment for eye protection tested and approved under appropriate government standards such as NIOSH (US) or EN 166(EU).

Skin protection

Handle with gloves. Gloves must be inspected prior to use. Use proper glove removal technique (without touching glove's outer surface) to avoid skin contact with this product. Dispose of contaminated gloves after use in accordance with applicable laws and good laboratory practices. Wash and dry hands.

Full contact

Material: Nitrile rubber

Minimum layer thickness: 0.11 mm

Break through time: 480 min

Material tested: Dermatrill® (KCL 740 / Aldrich Z677272, Size M)

Splash contact

Material: Nitrile rubber

Minimum layer thickness: 0.11 mm

Break through time: 480 min

Material tested: Dermatrill® (KCL 740 / Aldrich Z677272, Size M)

data source: KCL GmbH, D-36124 Eichenzell, phone +49 (0)6659 87300, e-mail sales@kcl.de, test method: EN374

If used in solution, or mixed with other substances, and under conditions which differ from EN 374, contact the supplier of the CE approved gloves. This recommendation is advisory only and must be evaluated by an industrial hygienist and safety officer familiar with the specific situation of anticipated use by our customers. It should not be construed as offering an approval for any specific use scenario.

Body Protection

Impervious clothing, The type of protective equipment must be selected according to the concentration and amount of the dangerous substance at the specific workplace.

Respiratory protection

Where risk assessment shows air-purifying respirators are appropriate use a full-face particle respirator type N100 (US) or type P3 (EN 143) respirator cartridges as a backup to engineering controls. If the respirator is the sole means of protection, use a full-face supplied air respirator. Use respirators and components tested and approved under appropriate government standards such as NIOSH (US) or CEN (EU).

Control of environmental exposure

Prevent further leakage or spillage if safe to do so. Do not let product enter drains. Discharge into the environment must be avoided.

9. PHYSICAL AND CHEMICAL PROPERTIES

9.1 Information on basic physical and chemical properties

a) Appearance	Form: solid
b) Odour	No data available
c) Odour Threshold	No data available
d) pH	No data available
e) Melting point/freezing point	Melting point/range: 252 - 254 °C (486 - 489 °F) - lit.
f) Initial boiling point and boiling range	448 °C (838 °F) - lit.
g) Flash point	No data available
h) Evaporation rate	No data available
i) Flammability (solid, gas)	No data available
j) Upper/lower flammability or explosive limits	No data available
k) Vapour pressure	No data available
l) Vapour density	No data available
m) Relative density	No data available
n) Water solubility	insoluble
o) Partition coefficient: n-octanol/water	log Pow: 5.73
p) Auto-ignition temperature	No data available
q) Decomposition temperature	No data available
r) Viscosity	No data available
s) Explosive properties	No data available
t) Oxidizing properties	No data available

9.2 Other safety information

No data available

10. STABILITY AND REACTIVITY

10.1 Reactivity

No data available

10.2 Chemical stability

Stable under recommended storage conditions.

10.3 Possibility of hazardous reactions

No data available

10.4 Conditions to avoid

No data available

10.5 Incompatible materials

Strong oxidizing agents

10.6 Hazardous decomposition products

Hazardous decomposition products formed under fire conditions. - Carbon oxides

Other decomposition products - No data available

In the event of fire: see section 5

11. TOXICOLOGICAL INFORMATION

11.1 Information on toxicological effects

Acute toxicity

No data available

Inhalation: No data available

Dermal: No data available

LD50 Intraperitoneal - Mouse - > 320 mg/kg

Skin corrosion/irritation

No data available

Serious eye damage/eye irritation

No data available

Respiratory or skin sensitisation

No data available

Germ cell mutagenicity

Laboratory experiments have shown mutagenic effects.

In vitro tests showed mutagenic effects

Carcinogenicity

This product is or contains a component that has been reported to be probably carcinogenic based on its IARC, OSHA, ACGIH, NTP, or EPA classification.

Possible human carcinogen

IARC: 2B - Group 2B: Possibly carcinogenic to humans (Chrysene)

NTP: No component of this product present at levels greater than or equal to 0.1% is identified as a known or anticipated carcinogen by NTP.

OSHA: OSHA specifically regulated carcinogen (Chrysene)

Reproductive toxicity

No data available

No data available

Specific target organ toxicity - single exposure

No data available

Specific target organ toxicity - repeated exposure

No data available

Aspiration hazard

No data available

Additional Information

RTECS: GC0700000

To the best of our knowledge, the chemical, physical, and toxicological properties have not been thoroughly investigated.

12. ECOLOGICAL INFORMATION

12.1 Toxicity

Toxicity to daphnia and other aquatic invertebrates EC50 - Daphnia magna (Water flea) - 1.90 mg/l - 2 h

12.2 Persistence and degradability

No data available

12.3 Bioaccumulative potential

No data available

12.4 Mobility in soil

No data available

12.5 Results of PBT and vPvB assessment

PBT/vPvB assessment not available as chemical safety assessment not required/not conducted

12.6 Other adverse effects

An environmental hazard cannot be excluded in the event of unprofessional handling or disposal.

Very toxic to aquatic life.

13. DISPOSAL CONSIDERATIONS

13.1 Waste treatment methods

Product

Offer surplus and non-recyclable solutions to a licensed disposal company. Contact a licensed professional waste disposal service to dispose of this material. Dissolve or mix the material with a combustible solvent and burn in a chemical incinerator equipped with an afterburner and scrubber.

Contaminated packaging

Dispose of as unused product.

14. TRANSPORT INFORMATION

DOT (US)

UN number: 3077 Class: 9

Packing group: III

Proper shipping name: Environmentally hazardous substances, solid, n.o.s. (Chrysene)

Reportable Quantity (RQ): 100 lbs

Poison Inhalation Hazard: No

IMDG

UN number: 3077 Class: 9

Packing group: III

EMS-No: F-A, S-F

Proper shipping name: ENVIRONMENTALLY HAZARDOUS SUBSTANCE, SOLID, N.O.S. (Chrysene)

Marine pollutant: yes

IATA

UN number: 3077 Class: 9

Packing group: III

Proper shipping name: Environmentally hazardous substance, solid, n.o.s. (Chrysene)

Further information

EHS-Mark required (ADR 2.2.9.1.10, IMDG code 2.10.3) for single packagings and combination packagings containing inner packagings with Dangerous Goods > 5L for liquids or > 5kg for solids.

15. REGULATORY INFORMATION

SARA 302 Components

No chemicals in this material are subject to the reporting requirements of SARA Title III, Section 302.

SARA 313 Components

The following components are subject to reporting levels established by SARA Title III, Section 313:

	CAS-No.	Revision Date
Chrysene	218-01-9	1994-04-01

SARA 311/312 Hazards

Chronic Health Hazard

Massachusetts Right To Know Components

	CAS-No.	Revision Date
Chrysene	218-01-9	1994-04-01

Pennsylvania Right To Know Components

	CAS-No.	Revision Date
Chrysene	218-01-9	1994-04-01

Chrysene

CAS-No.
218-01-9

Revision Date
1994-04-01

New Jersey Right To Know Components

Chrysene

CAS-No.
218-01-9

Revision Date
1994-04-01

California Prop. 65 Components

WARNING! This product contains a chemical known to the State of California to cause cancer.

Chrysene

CAS-No.
218-01-9

Revision Date
2007-09-28

16. OTHER INFORMATION

Full text of H-Statements referred to under sections 2 and 3.

Aquatic Acute	Acute aquatic toxicity
Aquatic Chronic	Chronic aquatic toxicity
Carc.	Carcinogenicity
H341	Suspected of causing genetic defects.
H350	May cause cancer.
H400	Very toxic to aquatic life.
H410	Very toxic to aquatic life with long lasting effects.

HMIS Rating

Health hazard:	0
Chronic Health Hazard:	*
Flammability:	0
Physical Hazard	0

NFPA Rating

Health hazard:	0
Fire Hazard:	0
Reactivity Hazard:	0

Further information

Copyright 2016 Sigma-Aldrich Co. LLC. License granted to make unlimited paper copies for internal use only. The above information is believed to be correct but does not purport to be all inclusive and shall be used only as a guide. The information in this document is based on the present state of our knowledge and is applicable to the product with regard to appropriate safety precautions. It does not represent any guarantee of the properties of the product. Sigma-Aldrich Corporation and its Affiliates shall not be held liable for any damage resulting from handling or from contact with the above product. See www.sigma-aldrich.com and/or the reverse side of invoice or packing slip for additional terms and conditions of sale.

Preparation Information

Sigma-Aldrich Corporation
Product Safety – Americas Region
1-800-521-8956

Version: 5.5

Revision Date: 01/10/2018

Print Date: 01/21/2019

SAFETY DATA SHEET

Version 6.1
Revision Date 07/17/2018
Print Date 01/21/2019

1. PRODUCT AND COMPANY IDENTIFICATION

1.1 Product identifiers

Product name : Dibenz[*a,h*]anthracene

Product Number : 48574

Brand : Supelco

Index-No. : 601-041-00-2

CAS-No. : 53-70-3

1.2 Relevant identified uses of the substance or mixture and uses advised against

Identified uses : Laboratory chemicals, Synthesis of substances

1.3 Details of the supplier of the safety data sheet

Company : Sigma-Aldrich Inc.
3050 Spruce Street
ST. LOUIS MO 63103
UNITED STATES

Telephone : +1 314 771-5765

Fax : +1 800 325-5052

1.4 Emergency telephone number

Emergency Phone # : (314) 776-6555

2. HAZARDS IDENTIFICATION

2.1 Classification of the substance or mixture

GHS Classification in accordance with 29 CFR 1910 (OSHA HCS)

Carcinogenicity (Category 1B), H350

Acute aquatic toxicity (Category 1), H400

Chronic aquatic toxicity (Category 1), H410

For the full text of the H-Statements mentioned in this Section, see Section 16.

2.2 GHS Label elements, including precautionary statements

Pictogram



Signal word : Danger

Hazard statement(s)

H350

May cause cancer.

H410

Very toxic to aquatic life with long lasting effects.

Precautionary statement(s)	
P201	Obtain special instructions before use.
P202	Do not handle until all safety precautions have been read and understood.
P273	Avoid release to the environment.
P280	Wear protective gloves/ protective clothing/ eye protection/ face protection.
P308 + P313	IF exposed or concerned: Get medical advice/ attention.
P391	Collect spillage.
P405	Store locked up.
P501	Dispose of contents/ container to an approved waste disposal plant.

2.3 Hazards not otherwise classified (HNOC) or not covered by GHS - none

3. COMPOSITION/INFORMATION ON INGREDIENTS

3.1 Substances

Synonyms	: 1,2:5,6-Dibenzanthracene
Formula	: C ₂₂ H ₁₄
Molecular weight	: 278.35 g/mol
CAS-No.	: 53-70-3
EC-No.	: 200-181-8
Index-No.	: 601-041-00-2

Hazardous components

Component	Classification	Concentration
Dibenz[a,h]anthracene		
	Carc. 1B; Aquatic Acute 1; Aquatic Chronic 1; H350, H410	<= 100 %

For the full text of the H-Statements mentioned in this Section, see Section 16.

4. FIRST AID MEASURES

4.1 Description of first aid measures

General advice

Consult a physician. Show this safety data sheet to the doctor in attendance. Move out of dangerous area.

If inhaled

If breathed in, move person into fresh air. If not breathing, give artificial respiration. Consult a physician.

In case of skin contact

Wash off with soap and plenty of water. Consult a physician.

In case of eye contact

Flush eyes with water as a precaution.

If swallowed

Never give anything by mouth to an unconscious person. Rinse mouth with water. Consult a physician.

4.2 Most important symptoms and effects, both acute and delayed

The most important known symptoms and effects are described in the labelling (see section 2.2) and/or in section 11

4.3 Indication of any immediate medical attention and special treatment needed

No data available

5. FIREFIGHTING MEASURES

5.1 Extinguishing media

Suitable extinguishing media

Use water spray, alcohol-resistant foam, dry chemical or carbon dioxide.

5.2 Special hazards arising from the substance or mixture

Carbon oxides

5.3 Advice for firefighters

Wear self-contained breathing apparatus for firefighting if necessary.

5.4 Further information

No data available

6. ACCIDENTAL RELEASE MEASURES

6.1 Personal precautions, protective equipment and emergency procedures

Use personal protective equipment. Avoid dust formation. Avoid breathing vapours, mist or gas. Ensure adequate ventilation. Evacuate personnel to safe areas. Avoid breathing dust.

For personal protection see section 8.

6.2 Environmental precautions

Prevent further leakage or spillage if safe to do so. Do not let product enter drains. Discharge into the environment must be avoided.

6.3 Methods and materials for containment and cleaning up

Pick up and arrange disposal without creating dust. Sweep up and shovel. Keep in suitable, closed containers for disposal.

6.4 Reference to other sections

For disposal see section 13.

7. HANDLING AND STORAGE

7.1 Precautions for safe handling

Avoid formation of dust and aerosols. Further processing of solid materials may result in the formation of combustible dusts. The potential for combustible dust formation should be taken into consideration before additional processing occurs.

Provide appropriate exhaust ventilation at places where dust is formed.

For precautions see section 2.2.

7.2 Conditions for safe storage, including any incompatibilities

Keep container tightly closed in a dry and well-ventilated place.

Store at room temperature.

Storage class (TRGS 510): 6.1D: Non-combustible, acute toxic Cat.3 / toxic hazardous materials or hazardous materials causing chronic effects

7.3 Specific end use(s)

Apart from the uses mentioned in section 1.2 no other specific uses are stipulated

8. EXPOSURE CONTROLS/PERSONAL PROTECTION

8.1 Control parameters

Components with workplace control parameters

8.2 Exposure controls

Appropriate engineering controls

Handle in accordance with good industrial hygiene and safety practice. Wash hands before breaks and at the end of workday.

Personal protective equipment

Eye/face protection

Safety glasses with side-shields conforming to EN166 Use equipment for eye protection tested and approved under appropriate government standards such as NIOSH (US) or EN 166(EU).

Skin protection

Handle with gloves. Gloves must be inspected prior to use. Use proper glove removal technique (without touching glove's outer surface) to avoid skin contact with this product. Dispose of contaminated gloves after use in accordance with applicable laws and good laboratory practices. Wash and dry hands.

Full contact

Material: Nitrile rubber

Minimum layer thickness: 0.11 mm

Break through time: 480 min

Material tested: Dermatril® (KCL 740 / Aldrich Z677272, Size M)

Splash contact

Material: Nitrile rubber

Minimum layer thickness: 0.11 mm

Break through time: 480 min

Material tested: Dermatril® (KCL 740 / Aldrich Z677272, Size M)

data source: KCL GmbH, D-36124 Eichenzell, phone +49 (0)6659 87300, e-mail sales@kcl.de, test method: EN374

If used in solution, or mixed with other substances, and under conditions which differ from EN 374, contact the supplier of the CE approved gloves. This recommendation is advisory only and must be evaluated by an industrial hygienist and safety officer familiar with the specific situation of anticipated use by our customers. It should not be construed as offering an approval for any specific use scenario.

Body Protection

Impervious clothing, The type of protective equipment must be selected according to the concentration and amount of the dangerous substance at the specific workplace.

Respiratory protection

Where risk assessment shows air-purifying respirators are appropriate use a full-face particle respirator type N100 (US) or type P3 (EN 143) respirator cartridges as a backup to engineering controls. If the respirator is the sole means of protection, use a full-face supplied air respirator. Use respirators and components tested and approved under appropriate government standards such as NIOSH (US) or CEN (EU).

Control of environmental exposure

Prevent further leakage or spillage if safe to do so. Do not let product enter drains. Discharge into the environment must be avoided.

9. PHYSICAL AND CHEMICAL PROPERTIES

9.1 Information on basic physical and chemical properties

- | | |
|---|---|
| a) Appearance | Form: solid |
| b) Odour | No data available |
| c) Odour Threshold | No data available |
| d) pH | No data available |
| e) Melting point/freezing point | Melting point/range: 262 - 265 °C (504 - 509 °F) - lit. |
| f) Initial boiling point and boiling range | 524 °C (975 °F) - lit. |
| g) Flash point | No data available |
| h) Evaporation rate | No data available |
| i) Flammability (solid, gas) | No data available |
| j) Upper/lower flammability or explosive limits | No data available |
| k) Vapour pressure | No data available |
| l) Vapour density | No data available |
| m) Relative density | No data available |

- | | | |
|----|--|-------------------|
| n) | Water solubility | No data available |
| o) | Partition coefficient: n-octanol/water | No data available |
| p) | Auto-ignition temperature | No data available |
| q) | Decomposition temperature | No data available |
| r) | Viscosity | No data available |
| s) | Explosive properties | No data available |
| t) | Oxidizing properties | No data available |

9.2 Other safety information

No data available

10. STABILITY AND REACTIVITY

10.1 Reactivity

No data available

10.2 Chemical stability

Stable under recommended storage conditions.

10.3 Possibility of hazardous reactions

No data available

10.4 Conditions to avoid

No data available

10.5 Incompatible materials

Strong oxidizing agents

10.6 Hazardous decomposition products

Hazardous decomposition products formed under fire conditions. - Carbon oxides

Other decomposition products - No data available

In the event of fire: see section 5

11. TOXICOLOGICAL INFORMATION

11.1 Information on toxicological effects

Acute toxicity

No data available

Inhalation: No data available

Dermal: No data available

No data available

Skin corrosion/irritation

No data available

Serious eye damage/eye irritation

No data available

Respiratory or skin sensitisation

No data available

Germ cell mutagenicity

Laboratory experiments have shown mutagenic effects.

Carcinogenicity

This product is or contains a component that has been reported to be probably carcinogenic based on its IARC, OSHA, ACGIH, NTP, or EPA classification.

Possible human carcinogen

OSHA: No component of this product present at levels greater than or equal to 0.1% is on OSHA's list of regulated carcinogens.

Reproductive toxicity

No data available

No data available

Specific target organ toxicity - single exposure

No data available

Specific target organ toxicity - repeated exposure

No data available

Aspiration hazard

No data available

Additional Information

RTECS: HN2625000

To the best of our knowledge, the chemical, physical, and toxicological properties have not been thoroughly investigated.

Lungs -

12. ECOLOGICAL INFORMATION

12.1 Toxicity

Toxicity to daphnia and other aquatic invertebrates Immobilization EC50 - Daphnia magna (Water flea) - 0.496 mg/l - 24 h(Dibenz[a,h]anthracene)

12.2 Persistence and degradability

No data available

12.3 Bioaccumulative potential

No data available

12.4 Mobility in soil

No data available(Dibenz[a,h]anthracene)

12.5 Results of PBT and vPvB assessment

PBT/vPvB assessment not available as chemical safety assessment not required/not conducted

12.6 Other adverse effects

An environmental hazard cannot be excluded in the event of unprofessional handling or disposal.
Very toxic to aquatic life with long lasting effects.

13. DISPOSAL CONSIDERATIONS

13.1 Waste treatment methods

Product

Offer surplus and non-recyclable solutions to a licensed disposal company. Contact a licensed professional waste disposal service to dispose of this material. Dissolve or mix the material with a combustible solvent and burn in a chemical incinerator equipped with an afterburner and scrubber.

Contaminated packaging

Dispose of as unused product.

14. TRANSPORT INFORMATION

DOT (US)

Not dangerous goods

IMDG

UN number: 3077

Class: 9

Packing group: III

EMS-No: F-A, S-F

Proper shipping name: ENVIRONMENTALLY HAZARDOUS SUBSTANCE, SOLID, N.O.S. (Dibenz[a,h]anthracene)

Marine pollutant : yes

IATA

UN number: 3077

Class: 9

Packing group: III

Proper shipping name: Environmentally hazardous substance, solid, n.o.s. (Dibenz[a,h]anthracene)

Further information

EHS-Mark required (ADR 2.2.9.1.10, IMDG code 2.10.3) for single packagings and combination packagings containing inner packagings with Dangerous Goods > 5L for liquids or > 5kg for solids.

15. REGULATORY INFORMATION

SARA 302 Components

No chemicals in this material are subject to the reporting requirements of SARA Title III, Section 302.

SARA 313 Components

This material does not contain any chemical components with known CAS numbers that exceed the threshold (De Minimis) reporting levels established by SARA Title III, Section 313.

SARA 311/312 Hazards

Chronic Health Hazard

Massachusetts Right To Know Components

	CAS-No.	Revision Date
Dibenz[a,h]anthracene	53-70-3	

Pennsylvania Right To Know Components

	CAS-No.	Revision Date
Dibenz[a,h]anthracene	53-70-3	

	CAS-No.	Revision Date
Dibenz[a,h]anthracene	53-70-3	

New Jersey Right To Know Components

	CAS-No.	Revision Date
Dibenz[a,h]anthracene	53-70-3	

California Prop. 65 Components

	CAS-No.	Revision Date
WARNING! This product contains a chemical known to the State of California to cause cancer. Dibenz[a,h]anthracene	53-70-3	

16. OTHER INFORMATION

Full text of H-Statements referred to under sections 2 and 3.

H350	May cause cancer.
H400	Very toxic to aquatic life.
H410	Very toxic to aquatic life with long lasting effects.

Further information

Copyright 2016 Sigma-Aldrich Co. LLC. License granted to make unlimited paper copies for internal use only. The above information is believed to be correct but does not purport to be all inclusive and shall be used only as a guide. The information in this document is based on the present state of our knowledge and is applicable to the product with regard to appropriate safety precautions. It does not represent any guarantee of the properties of the product. Sigma-Aldrich Corporation and its Affiliates shall not be held liable for any damage resulting from handling or from contact with the above product. See www.sigma-aldrich.com and/or the reverse side of invoice or packing slip for additional terms and conditions of sale.

Preparation Information

Sigma-Aldrich Corporation
Product Safety – Americas Region
1-800-521-8956
Version: 6.1

Revision Date: 07/17/2018

Print Date: 01/21/2019

SAFETY DATA SHEET

Version 5.6
Revision Date 12/11/2017
Print Date 11/10/2018

1. PRODUCT AND COMPANY IDENTIFICATION

1.1 Product identifiers

Product name : Indeno[1,2,3-*cd*]pyrene

Product Number : 48499

Brand : Supelco

CAS-No. : 193-39-5

1.2 Relevant identified uses of the substance or mixture and uses advised against

Identified uses : Laboratory chemicals, Synthesis of substances

1.3 Details of the supplier of the safety data sheet

Company : Sigma-Aldrich
3050 Spruce Street
SAINT LOUIS MO 63103
USA

Telephone : +1 800-325-5832

Fax : +1 800-325-5052

1.4 Emergency telephone number

Emergency Phone # : +1-703-527-3887 (CHEMTREC)

2. HAZARDS IDENTIFICATION

2.1 Classification of the substance or mixture

GHS Classification in accordance with 29 CFR 1910 (OSHA HCS)

Carcinogenicity (Category 2), H351

For the full text of the H-Statements mentioned in this Section, see Section 16.

2.2 GHS Label elements, including precautionary statements

Pictogram



Signal word

Warning

Hazard statement(s)

H351

Suspected of causing cancer.

Precautionary statement(s)

P201

Obtain special instructions before use.

P202

Do not handle until all safety precautions have been read and understood.

P281

Use personal protective equipment as required.

P308 + P313

IF exposed or concerned: Get medical advice/ attention.

P405

Store locked up.

P501

Dispose of contents/ container to an approved waste disposal plant.

2.3 Hazards not otherwise classified (HNOC) or not covered by GHS - none

3. COMPOSITION/INFORMATION ON INGREDIENTS

3.1 Substances

Formula : C₂₂H₁₂
Molecular weight : 276.33 g/mol
CAS-No. : 193-39-5
EC-No. : 205-893-2

Hazardous components

Component	Classification	Concentration
Indeno[1,2,3-cd]pyrene	Carc. 2; H351	90 - 100 %

For the full text of the H-Statements mentioned in this Section, see Section 16.

4. FIRST AID MEASURES

4.1 Description of first aid measures

General advice

Consult a physician. Show this safety data sheet to the doctor in attendance. Move out of dangerous area.

If inhaled

If breathed in, move person into fresh air. If not breathing, give artificial respiration. Consult a physician.

In case of skin contact

Wash off with soap and plenty of water. Consult a physician.

In case of eye contact

Flush eyes with water as a precaution.

If swallowed

Never give anything by mouth to an unconscious person. Rinse mouth with water. Consult a physician.

4.2 Most important symptoms and effects, both acute and delayed

The most important known symptoms and effects are described in the labelling (see section 2.2) and/or in section 11

4.3 Indication of any immediate medical attention and special treatment needed

No data available

5. FIREFIGHTING MEASURES

5.1 Extinguishing media

Suitable extinguishing media

Use water spray, alcohol-resistant foam, dry chemical or carbon dioxide.

5.2 Special hazards arising from the substance or mixture

No data available

5.3 Advice for firefighters

Wear self-contained breathing apparatus for firefighting if necessary.

5.4 Further information

No data available

6. ACCIDENTAL RELEASE MEASURES

6.1 Personal precautions, protective equipment and emergency procedures

Use personal protective equipment. Avoid dust formation. Avoid breathing vapours, mist or gas. Ensure adequate ventilation. Evacuate personnel to safe areas. Avoid breathing dust.

For personal protection see section 8.

6.2 Environmental precautions

Prevent further leakage or spillage if safe to do so. Do not let product enter drains.

6.3 Methods and materials for containment and cleaning up

Pick up and arrange disposal without creating dust. Sweep up and shovel. Keep in suitable, closed containers for disposal.

6.4 Reference to other sections

For disposal see section 13.

7. HANDLING AND STORAGE

7.1 Precautions for safe handling

Avoid contact with skin and eyes. Avoid formation of dust and aerosols. Further processing of solid materials may result in the formation of combustible dusts. The potential for combustible dust formation should be taken into consideration before additional processing occurs.

Provide appropriate exhaust ventilation at places where dust is formed.

For precautions see section 2.2.

7.2 Conditions for safe storage, including any incompatibilities

Keep container tightly closed in a dry and well-ventilated place.

Store at room temperature.

Storage class (TRGS 510): 13: Non Combustible Solids

7.3 Specific end use(s)

Apart from the uses mentioned in section 1.2 no other specific uses are stipulated

8. EXPOSURE CONTROLS/PERSONAL PROTECTION

8.1 Control parameters

Components with workplace control parameters

Contains no substances with occupational exposure limit values.

Hazardous components without workplace control parameters

Biological occupational exposure limits

Component	CAS-No.	Parameters	Value	Biological specimen	Basis
Indeno[1,2,3-cd]pyrene	193-39-5	1-Hydroxypyrene (1-HP)		Urine	ACGIH - Biological Exposure Indices (BEI)
	Remarks	End of shift at end of workweek			

8.2 Exposure controls

Appropriate engineering controls

Handle in accordance with good industrial hygiene and safety practice. Wash hands before breaks and at the end of workday.

Personal protective equipment

Eye/face protection

Safety glasses with side-shields conforming to EN166 Use equipment for eye protection tested and approved under appropriate government standards such as NIOSH (US) or EN 166(EU).

Skin protection

Handle with gloves. Gloves must be inspected prior to use. Use proper glove removal technique (without touching glove's outer surface) to avoid skin contact with this product. Dispose of contaminated gloves after use in accordance with applicable laws and good laboratory practices. Wash and dry hands.

Body Protection

Impervious clothing, The type of protective equipment must be selected according to the concentration and amount of the dangerous substance at the specific workplace.

Respiratory protection

Where risk assessment shows air-purifying respirators are appropriate use a full-face particle respirator type N100 (US) or type P3 (EN 143) respirator cartridges as a backup to engineering controls. If the respirator is the

sole means of protection, use a full-face supplied air respirator. Use respirators and components tested and approved under appropriate government standards such as NIOSH (US) or CEN (EU).

Control of environmental exposure

Prevent further leakage or spillage if safe to do so. Do not let product enter drains.

9. PHYSICAL AND CHEMICAL PROPERTIES

9.1 Information on basic physical and chemical properties

a) Appearance	Form: solid
b) Odour	No data available
c) Odour Threshold	No data available
d) pH	No data available
e) Melting point/freezing point	163.6 °C (326.5 °F)
f) Initial boiling point and boiling range	536.0 °C (996.8 °F)
g) Flash point	No data available
h) Evaporation rate	No data available
i) Flammability (solid, gas)	No data available
j) Upper/lower flammability or explosive limits	No data available
k) Vapour pressure	No data available
l) Vapour density	No data available
m) Relative density	No data available
n) Water solubility	No data available
o) Partition coefficient: n-octanol/water	No data available
p) Auto-ignition temperature	No data available
q) Decomposition temperature	No data available
r) Viscosity	No data available
s) Explosive properties	No data available
t) Oxidizing properties	No data available

9.2 Other safety information

No data available

10. STABILITY AND REACTIVITY

10.1 Reactivity

No data available

10.2 Chemical stability

Stable under recommended storage conditions.

10.3 Possibility of hazardous reactions

No data available

10.4 Conditions to avoid

No data available

10.5 Incompatible materials

Strong oxidizing agents

10.6 Hazardous decomposition products

Hazardous decomposition products formed under fire conditions. - Carbon oxides

Other decomposition products - No data available

In the event of fire: see section 5

11. TOXICOLOGICAL INFORMATION

11.1 Information on toxicological effects

Acute toxicity

No data available

Inhalation: No data available

Dermal: No data available

No data available

Skin corrosion/irritation

No data available

Serious eye damage/eye irritation

No data available

Respiratory or skin sensitisation

No data available

Germ cell mutagenicity

No data available

Carcinogenicity

This product is or contains a component that has been reported to be possibly carcinogenic based on its IARC, ACGIH, NTP, or EPA classification.

Limited evidence of carcinogenicity in animal studies

IARC: 2B - Group 2B: Possibly carcinogenic to humans (Indeno[1,2,3-cd]pyrene)

NTP: RAHC - Reasonably anticipated to be a human carcinogen (Indeno[1,2,3-cd]pyrene)

OSHA: No component of this product present at levels greater than or equal to 0.1% is identified as a carcinogen or potential carcinogen by OSHA.

Reproductive toxicity

No data available

No data available

Specific target organ toxicity - single exposure

No data available

Specific target organ toxicity - repeated exposure

No data available

Aspiration hazard

No data available

Additional Information

RTECS: Not available

To the best of our knowledge, the chemical, physical, and toxicological properties have not been thoroughly investigated.

12. ECOLOGICAL INFORMATION

12.1 Toxicity

No data available

12.2 Persistence and degradability

No data available

12.3 Bioaccumulative potential

No data available

12.4 Mobility in soil

No data available

12.5 Results of PBT and vPvB assessment

PBT/vPvB assessment not available as chemical safety assessment not required/not conducted

12.6 Other adverse effects

No data available

13. DISPOSAL CONSIDERATIONS

13.1 Waste treatment methods

Product

Offer surplus and non-recyclable solutions to a licensed disposal company. Contact a licensed professional waste disposal service to dispose of this material. Dissolve or mix the material with a combustible solvent and burn in a chemical incinerator equipped with an afterburner and scrubber.

Contaminated packaging

Dispose of as unused product.

14. TRANSPORT INFORMATION

DOT (US)

Not dangerous goods

IMDG

Not dangerous goods

IATA

Not dangerous goods

15. REGULATORY INFORMATION

SARA 302 Components

No chemicals in this material are subject to the reporting requirements of SARA Title III, Section 302.

SARA 313 Components

This material does not contain any chemical components with known CAS numbers that exceed the threshold (De Minimis) reporting levels established by SARA Title III, Section 313.

SARA 311/312 Hazards

Chronic Health Hazard

Massachusetts Right To Know Components

	CAS-No.	Revision Date
Indeno[1,2,3-cd]pyrene	193-39-5	1993-04-24

Pennsylvania Right To Know Components

	CAS-No.	Revision Date
Indeno[1,2,3-cd]pyrene	193-39-5	1993-04-24

	CAS-No.	Revision Date
Indeno[1,2,3-cd]pyrene	193-39-5	1993-04-24

New Jersey Right To Know Components

	CAS-No.	Revision Date
Indeno[1,2,3-cd]pyrene	193-39-5	1993-04-24

California Prop. 65 Components

WARNING! This product contains a chemical known to the
State of California to cause cancer.
Indeno[1,2,3-cd]pyrene

CAS-No.
193-39-5

Revision Date
2007-09-28

16. OTHER INFORMATION

Full text of H-Statements referred to under sections 2 and 3.

Carc.	Carcinogenicity
H351	Suspected of causing cancer.

HMIS Rating

Health hazard:	0
Chronic Health Hazard:	*
Flammability:	0
Physical Hazard	0

NFPA Rating

Health hazard:	1
Fire Hazard:	0
Reactivity Hazard:	0

Further information

Copyright 2016 Sigma-Aldrich Co. LLC. License granted to make unlimited paper copies for internal use only.
The above information is believed to be correct but does not purport to be all inclusive and shall be used only as a guide. The information in this document is based on the present state of our knowledge and is applicable to the product with regard to appropriate safety precautions. It does not represent any guarantee of the properties of the product. Sigma-Aldrich Corporation and its Affiliates shall not be held liable for any damage resulting from handling or from contact with the above product. See www.sigma-aldrich.com and/or the reverse side of invoice or packing slip for additional terms and conditions of sale.

Preparation Information

Sigma-Aldrich Corporation
Product Safety – Americas Region
1-800-521-8956

Version: 5.6

Revision Date: 12/11/2017

Print Date: 11/10/2018

SDS preview

LEAD

DANGER

7439-92-1

by Fisher Scientific

Synonyms

C.I. 77575, C.I. Pigment Metal 4, EINECS 231-100-4, Glover, HSDB 231, Lead flake, Olow, Plumbum, CI 77575, Plumbum metallicum, Blei, CI pigment metal 4, EC 231-100-4, KS-4, Lead, Lead element, Lead S2, Olow [Polish], Omaha & grant, Pb-S 100, Rough lead bullion, CCRIS 1581, Lead metal, Lead S 2, SSO 1, UNII-2P299V784P

Hazard statements

Harmful if inhaled

Harmful if swallowed

May cause cancer

May cause damage to organs through prolonged or repeated exposure

May cause drowsiness or dizziness

Precautions

Obtain special instructions before use

Do not handle until all safety precautions have been read and understood

Use personal protective equipment as required

Do not eat, drink or smoke when using this product

Use only outdoors or in a well-ventilated area

Rinse mouth

Store locked up

Hazard category

Acute toxicity, inhalation, Acute toxicity, oral, Carcinogenicity, Specific target organ toxicity, repeated exposure, Specific target organ toxicity, single exposure; Narcotic effects



20000200GHS07¶m1=ZmRwLjFfNzE0NjEwMDNORQ==&unique=1525284976)

The information contained herein is based on data compiled from the chemical components of the (M)SDS and may not accurately represent the safety hazards for the product. Only the manufacturer of the product can make actual representations about the hazard profile of a chemical product. No warranty is expressed or implied regarding the accuracy of these data or the results to be obtained from the use thereof.

© 2017 Chemical Safety Software

SAFETY DATA SHEET

according to Regulation (EC) No. 1907/2006

Version 6.0 Revision Date 10.11.2016

Print Date 21.01.2019

GENERIC EU MSDS - NO COUNTRY SPECIFIC DATA - NO OEL DATA

SECTION 1: Identification of the substance/mixture and of the company/undertaking

1.1 Product identifiers

Product name : Methylene chloride

Product Number : M1550000

Brand : Sigma-Aldrich

REACH No. : A registration number is not available for this substance as the substance or its uses are exempted from registration, the annual tonnage does not require a registration or the registration is envisaged for a later registration deadline.

CAS-No. : 75-09-2

1.2 Relevant identified uses of the substance or mixture and uses advised against

Identified uses : Laboratory chemicals, Manufacture of substances

1.3 Details of the supplier of the safety data sheet

Company : Sigma-Aldrich Inc.
3050 Spruce Street
ST. LOUIS MO 63103
UNITED STATES

Telephone : +1 314 771-5765

Fax : +1 800 325-5052

1.4 Emergency telephone number

Emergency Phone # : (314) 776-6555

SECTION 2: Hazards identification

2.1 Classification of the substance or mixture

Classification according to Regulation (EC) No 1272/2008

Skin irritation (Category 2), H315

Eye irritation (Category 2), H319

Carcinogenicity (Category 2), H351

Specific target organ toxicity - single exposure (Category 3), Central nervous system, H336

Specific target organ toxicity - single exposure (Category 3), Respiratory system, H335

Specific target organ toxicity - repeated exposure, Oral (Category 2), Liver, Blood, H373

Specific target organ toxicity - repeated exposure, Inhalation (Category 2), Central nervous system, H373

For the full text of the H-Statements mentioned in this Section, see Section 16.

2.2 Label elements

Labelling according Regulation (EC) No 1272/2008

Pictogram



Signal word

Warning

Hazard statement(s)

H315

Causes skin irritation.

H319	Causes serious eye irritation.
H335	May cause respiratory irritation.
H336	May cause drowsiness or dizziness.
H351	Suspected of causing cancer.
H373	May cause damage to organs (Liver, Blood) through prolonged or repeated exposure if swallowed.
H373	May cause damage to organs (Central nervous system) through prolonged or repeated exposure if inhaled.
Precautionary statement(s)	
P260	Do not breathe dust/ fume/ gas/ mist/ vapours/ spray.
P280	Wear protective gloves/ protective clothing/ eye protection/ face protection.
P305 + P351 + P338	IF IN EYES: Rinse cautiously with water for several minutes. Remove contact lenses, if present and easy to do. Continue rinsing.
Supplemental Hazard Statements	none

2.3 Other hazards

This substance/mixture contains no components considered to be either persistent, bioaccumulative and toxic (PBT), or very persistent and very bioaccumulative (vPvB) at levels of 0.1% or higher.

SECTION 3: Composition/information on ingredients

3.1 Substances

Formula	: CH ₂ Cl ₂
Molecular weight	: 84.93 g/mol
CAS-No.	: 75-09-2

Hazardous ingredients according to Regulation (EC) No 1272/2008

Component		Classification	Concentration
Methylene chloride			
CAS-No.	75-09-2	Skin Irrit. 2; Eye Irrit. 2; Carc. 2; STOT SE 3; STOT RE 2; H315, H319, H351, H336, H335, H373, H373	<= 100 %
EC-No.	200-838-9		
Index-No.	602-004-00-3		

For the full text of the H-Statements mentioned in this Section, see Section 16.

SECTION 4: First aid measures

4.1 Description of first aid measures

General advice

Consult a physician. Show this safety data sheet to the doctor in attendance.

If inhaled

If breathed in, move person into fresh air. If not breathing, give artificial respiration. Consult a physician.

In case of skin contact

Wash off with soap and plenty of water. Consult a physician.

In case of eye contact

Rinse thoroughly with plenty of water for at least 15 minutes and consult a physician.

If swallowed

Never give anything by mouth to an unconscious person. Rinse mouth with water. Consult a physician.

4.2 Most important symptoms and effects, both acute and delayed

The most important known symptoms and effects are described in the labelling (see section 2.2) and/or in section 11

4.3 Indication of any immediate medical attention and special treatment needed

No data available

SECTION 5: Firefighting measures

5.1 Extinguishing media

Suitable extinguishing media

Use water spray, alcohol-resistant foam, dry chemical or carbon dioxide.

5.2 Special hazards arising from the substance or mixture

Carbon oxides, Hydrogen chloride gas

5.3 Advice for firefighters

Wear self-contained breathing apparatus for firefighting if necessary.

5.4 Further information

No data available

SECTION 6: Accidental release measures

6.1 Personal precautions, protective equipment and emergency procedures

Use personal protective equipment. Avoid breathing vapours, mist or gas. Ensure adequate ventilation.

Evacuate personnel to safe areas.

For personal protection see section 8.

6.2 Environmental precautions

Prevent further leakage or spillage if safe to do so. Do not let product enter drains.

6.3 Methods and materials for containment and cleaning up

Soak up with inert absorbent material and dispose of as hazardous waste. Keep in suitable, closed containers for disposal.

6.4 Reference to other sections

For disposal see section 13.

SECTION 7: Handling and storage

7.1 Precautions for safe handling

Avoid contact with skin and eyes. Avoid inhalation of vapour or mist.

For precautions see section 2.2.

7.2 Conditions for safe storage, including any incompatibilities

Store in cool place. Keep container tightly closed in a dry and well-ventilated place. Containers which are opened must be carefully resealed and kept upright to prevent leakage.

Storage class (TRGS 510): Non Combustible Liquids

7.3 Specific end use(s)

Apart from the uses mentioned in section 1.2 no other specific uses are stipulated

SECTION 8: Exposure controls/personal protection

8.1 Control parameters

8.2 Exposure controls

Appropriate engineering controls

Handle in accordance with good industrial hygiene and safety practice. Wash hands before breaks and at the end of workday.

Personal protective equipment

Eye/face protection

Safety glasses with side-shields conforming to EN166 Use equipment for eye protection tested and approved under appropriate government standards such as NIOSH (US) or EN 166(EU).

Skin protection

Handle with gloves. Gloves must be inspected prior to use. Use proper glove removal technique (without touching glove's outer surface) to avoid skin contact with this product. Dispose of

contaminated gloves after use in accordance with applicable laws and good laboratory practices. Wash and dry hands.

The selected protective gloves have to satisfy the specifications of EU Directive 89/686/EEC and the standard EN 374 derived from it.

Body Protection

Complete suit protecting against chemicals, The type of protective equipment must be selected according to the concentration and amount of the dangerous substance at the specific workplace.

Respiratory protection

Where risk assessment shows air-purifying respirators are appropriate use (US) or type AXBEK (EN 14387) respirator cartridges as a backup to engine protection, use a full-face supplied air respirator. Use respirators and components tested and approved under appropriate government standards such as NIOSH (US) or CEN (EU).

Control of environmental exposure

Prevent further leakage or spillage if safe to do so. Do not let product enter drains.

SECTION 9: Physical and chemical properties

9.1 Information on basic physical and chemical properties

a) Appearance	Form: liquid Colour: colourless
b) Odour	No data available
c) Odour Threshold	No data available
d) pH	No data available
e) Melting point/freezing point	-97.0 °C
f) Initial boiling point and boiling range	40.0 °C at 1,013.2 hPa
g) Flash point	No data available
h) Evaporation rate	0.71
i) Flammability (solid, gas)	No data available
j) Upper/lower flammability or explosive limits	Upper explosion limit: 19 %(V) Lower explosion limit: 12 %(V)
k) Vapour pressure	470.9 hPa at 20.0 °C
l) Vapour density	2.93 - (Air = 1.0)
m) Relative density	1.32 g/cm ³
n) Water solubility	slightly soluble
o) Partition coefficient: n-octanol/water	log Pow: 1.25
p) Auto-ignition temperature	556.1 °C 662.0 °C
q) Decomposition temperature	No data available
r) Viscosity	No data available
s) Explosive properties	No data available
t) Oxidizing properties	No data available

9.2 Other safety information

Relative vapour density 2.93 - (Air = 1.0)

SECTION 10: Stability and reactivity

10.1 Reactivity

No data available

10.2 Chemical stability

Stable under recommended storage conditions.

Stable under recommended storage conditions.

10.3 Possibility of hazardous reactions

No data available

10.4 Conditions to avoid

Heat, flames and sparks. Exposure to sunlight.

10.5 Incompatible materials

Alkali metals, Aluminum, Strong oxidizing agents, Bases, Amines, Magnesium, Strong acids and strong bases, Vinyl compounds

10.6 Hazardous decomposition products

Hazardous decomposition products formed under fire conditions. - Carbon oxides, Hydrogen chloride gas
In the event of fire: see section 5

SECTION 11: Toxicological information

11.1 Information on toxicological effects

Acute toxicity

LD50 Oral - Rat - > 2,000 mg/kg(Methylene chloride)

LC50 Inhalation - Rat - 52,000 mg/m³(Methylene chloride)

LD50 Dermal - Rat - > 2,000 mg/kg(Methylene chloride)

(OECD Test Guideline 402)

Skin corrosion/irritation

Skin - Rabbit(Methylene chloride)

Result: Irritating to skin. - 24 h

(Draize Test)

Serious eye damage/eye irritation

Eyes - Rabbit(Methylene chloride)

Result: Irritating to eyes. - 24 h

(Draize Test)

Respiratory or skin sensitisation

No data available(Methylene chloride)

Germ cell mutagenicity

(Methylene chloride)

Rat

DNA damage

Carcinogenicity

Limited evidence of carcinogenicity in animal studies(Methylene chloride)

Suspected human carcinogens(Methylene chloride)

IARC: No component of this product present at levels greater than or equal to 0.1% is identified as probable, possible or confirmed human carcinogen by IARC.

Reproductive toxicity

No data available(Methylene chloride)

Specific target organ toxicity - single exposure

May cause respiratory irritation.(Methylene chloride)

May cause drowsiness or dizziness.(Methylene chloride)

Specific target organ toxicity - repeated exposure

Inhalation - May cause damage to organs through prolonged or repeated exposure. - Central nervous system

Oral - May cause damage to organs through prolonged or repeated exposure. - Liver, Blood

Aspiration hazard

No data available(Methylene chloride)

Additional Information

RTECS: Not available

Dichloromethane is metabolized in the body producing carbon monoxide which blood, reducing the oxygen-carrying capacity of the blood., Acts as a simple asphyxiant by displacing air., anesthetic effects, Difficulty in breathing, Headache, Dizziness, Prolonged or repeated contact with skin may cause:, defatting, Dermatitis, Contact with eyes can cause:, Redness, Blurred vision, Provokes tears., Effects due to ingestion may include:, Gastrointestinal discomfort, Central nervous system depression, Paresthesia., Drowsiness, Convulsions, Conjunctivitis., Pulmonary edema. Effects may be delayed., Irregular breathing., Stomach/intestinal disorders, Nausea, Vomiting, Increased liver enzymes., Weakness, Heavy or prolonged skin exposure may result in the absorption of harmful amounts of material., Abdominal pain(Methylene chloride)

To the best of our knowledge, the chemical, physical, and toxicological properties have not been thoroughly investigated.(Methylene chloride)

SECTION 12: Ecological information**12.1 Toxicity**

Toxicity to fish LC50 - Pimephales promelas (fathead minnow) - 193.00 mg/l - 96 h(Methylene chloride)

NOEC - Cyprinodon variegatus (sheepshead minnow) - 130 mg/l - 96 h(Methylene chloride)

Toxicity to daphnia and other aquatic invertebrates EC50 - Daphnia magna (Water flea) - 1,682.00 mg/l - 48 h(Methylene chloride)

12.2 Persistence and degradability

Biodegradability Result: < 26 % - Not readily biodegradable.
(OECD Test Guideline 301C)

12.3 Bioaccumulative potential

Does not bioaccumulate.

12.4 Mobility in soil

No data available(Methylene chloride)

12.5 Results of PBT and vPvB assessment

This substance/mixture contains no components considered to be either persistent, bioaccumulative and toxic (PBT), or very persistent and very bioaccumulative (vPvB) at levels of 0.1% or higher.

12.6 Other adverse effects

SECTION 13: Disposal considerations**13.1 Waste treatment methods****Product**

Offer surplus and non-recyclable solutions to a licensed disposal company.

Contaminated packaging
Dispose of as unused product.

SECTION 14: Transport information**14.1 UN number**

ADR/RID:

IMDG:

IATA:

14.2 UN proper shipping name

ADR/RID:

IMDG:

IATA:

14.3 Transport hazard class(es)

ADR/RID:

IMDG:

IATA:

14.4 Packaging group

ADR/RID:

IMDG:

IATA:

14.5 Environmental hazards

ADR/RID:

IMDG Marine pollutant:

IATA:

14.6 Special precautions for user

No data available

SECTION 15: Regulatory information**15.1 Safety, health and environmental regulations/legislation specific for the substance or mixture**

This safety datasheet complies with the requirements of Regulation (EC) No. 1907/2006.

15.2 Chemical safety assessment

For this product a chemical safety assessment was not carried out

SECTION 16: Other information**Full text of H-Statements referred to under sections 2 and 3.**

H315 Causes skin irritation.

H319 Causes serious eye irritation.

H335 May cause respiratory irritation.

H336 May cause drowsiness or dizziness.

H351 Suspected of causing cancer.

H373 May cause damage to organs through prolonged or repeated exposure if inhaled.

Further information

Copyright 2016 Sigma-Aldrich Co. LLC. License granted to make unlimited paper copies for internal use only.

The above information is believed to be correct but does not purport to be all inclusive and shall be used only as a guide. The information in this document is based on the present state of our knowledge and is applicable to the product with regard to appropriate safety precautions. It does not represent any guarantee of the properties of the product. Sigma-Aldrich Corporation and its Affiliates shall not be held liable for any damage resulting from handling or from contact with the above product. See www.sigma-aldrich.com and/or the reverse side of invoice or packing slip for additional terms and conditions of sale.

SAFETY DATA SHEET

Version 4.9

Revision Date 04/24/2018

Print Date 10/19/2018

1. PRODUCT AND COMPANY IDENTIFICATION

1.1 Product identifiers

Product name : Nickel

Product Number : 577995

Brand : Aldrich

Index-No. : 028-002-01-4

CAS-No. : 7440-02-0

1.2 Relevant identified uses of the substance or mixture and uses advised against

Identified uses : Laboratory chemicals, Synthesis of substances

1.3 Details of the supplier of the safety data sheet

Company : Sigma-Aldrich
3050 Spruce Street
SAINT LOUIS MO 63103
USA

Telephone : +1 800-325-5832

Fax : +1 800-325-5052

1.4 Emergency telephone number

Emergency Phone # : +1-703-527-3887 (CHEMTREC)

2. HAZARDS IDENTIFICATION

2.1 Classification of the substance or mixture

GHS Classification in accordance with 29 CFR 1910 (OSHA HCS)

Skin sensitisation (Category 1), H317

Carcinogenicity (Category 2), H351

Specific target organ toxicity - repeated exposure, Inhalation (Category 1), H372

Acute aquatic toxicity (Category 3), H402

Chronic aquatic toxicity (Category 3), H412

For the full text of the H-Statements mentioned in this Section, see Section 16.

2.2 GHS Label elements, including precautionary statements

Pictogram



Signal word

Danger

Hazard statement(s)

H317

May cause an allergic skin reaction.

H351

Suspected of causing cancer.

H372

Causes damage to organs through prolonged or repeated exposure if inhaled.

H412

Harmful to aquatic life with long lasting effects.

Precautionary statement(s)

P201

Obtain special instructions before use.

P202

Do not handle until all safety precautions have been read and understood.

P260	Do not breathe dust/ fume/ gas/ mist/ vapours/ spray.
P264	Wash skin thoroughly after handling.
P270	Do not eat, drink or smoke when using this product.
P272	Contaminated work clothing should not be allowed out of the workplace.
P273	Avoid release to the environment.
P280	Wear protective gloves/ protective clothing/ eye protection/ face protection.
P302 + P352	IF ON SKIN: Wash with plenty of soap and water.
P308 + P313	IF exposed or concerned: Get medical advice/ attention.
P333 + P313	If skin irritation or rash occurs: Get medical advice/ attention.
P363	Wash contaminated clothing before reuse.
P405	Store locked up.
P501	Dispose of contents/ container to an approved waste disposal plant.

2.3 Hazards not otherwise classified (HNOC) or not covered by GHS - none

3. COMPOSITION/INFORMATION ON INGREDIENTS

3.1 Substances

Formula	: Ni
Molecular weight	: 58.69 g/mol
CAS-No.	: 7440-02-0
EC-No.	: 231-111-4
Index-No.	: 028-002-01-4

Hazardous components

Component	Classification	Concentration
Nickel, powder [particle diameter < 1 mm]		
	Skin Sens. 1; Carc. 2; STOT RE 1; Aquatic Acute 3; Aquatic Chronic 3; H317, H351, H372, H412	90 - 100 %

For the full text of the H-Statements mentioned in this Section, see Section 16.

4. FIRST AID MEASURES

4.1 Description of first aid measures

General advice

Consult a physician. Show this safety data sheet to the doctor in attendance. Move out of dangerous area.

If inhaled

If breathed in, move person into fresh air. If not breathing, give artificial respiration. Consult a physician.

In case of skin contact

Wash off with soap and plenty of water. Take victim immediately to hospital. Consult a physician.

In case of eye contact

Flush eyes with water as a precaution.

If swallowed

Never give anything by mouth to an unconscious person. Rinse mouth with water. Consult a physician.

4.2 Most important symptoms and effects, both acute and delayed

The most important known symptoms and effects are described in the labelling (see section 2.2) and/or in section 11

4.3 Indication of any immediate medical attention and special treatment needed

No data available

5. FIREFIGHTING MEASURES

5.1 Extinguishing media

Suitable extinguishing media

Use water spray, alcohol-resistant foam, dry chemical or carbon dioxide.

5.2 Special hazards arising from the substance or mixture

No data available

5.3 Advice for firefighters

Wear self-contained breathing apparatus for firefighting if necessary.

5.4 Further information

No data available

6. ACCIDENTAL RELEASE MEASURES

6.1 Personal precautions, protective equipment and emergency procedures

Use personal protective equipment. Avoid dust formation. Avoid breathing vapours, mist or gas. Ensure adequate ventilation. Evacuate personnel to safe areas. Avoid breathing dust.

For personal protection see section 8.

6.2 Environmental precautions

Prevent further leakage or spillage if safe to do so. Do not let product enter drains. Discharge into the environment must be avoided.

6.3 Methods and materials for containment and cleaning up

Pick up and arrange disposal without creating dust. Sweep up and shovel. Keep in suitable, closed containers for disposal.

6.4 Reference to other sections

For disposal see section 13.

7. HANDLING AND STORAGE

7.1 Precautions for safe handling

Avoid contact with skin and eyes. Avoid formation of dust and aerosols. Further processing of solid materials may result in the formation of combustible dusts. The potential for combustible dust formation should be taken into consideration before additional processing occurs.

Provide appropriate exhaust ventilation at places where dust is formed.

For precautions see section 2.2.

7.2 Conditions for safe storage, including any incompatibilities

Keep container tightly closed in a dry and well-ventilated place.

Handle and store under inert gas. Keep in a dry place.

Storage class (TRGS 510): 4.1B: Flammable solid hazardous materials

7.3 Specific end use(s)

Apart from the uses mentioned in section 1.2 no other specific uses are stipulated

8. EXPOSURE CONTROLS/PERSONAL PROTECTION

8.1 Control parameters

Components with workplace control parameters

Component	CAS-No.	Value	Control parameters	Basis
Nickel, powder [particle diameter < 1 mm]	7440-02-0	TWA	1.5 mg/m ³	USA. ACGIH Threshold Limit Values (TLV)
	Remarks	Dermatitis Pneumoconiosis Not suspected as a human carcinogen		

		PEL	0.5 mg/m ³	California permissible exposure limits for chemical contaminants (Title 8, Article 107)
		TWA	1 mg/m ³	USA. Occupational Exposure Limits (OSHA) - Table Z-1 Limits for Air Contaminants
		TWA	0.015 mg/m ³	USA. NIOSH Recommended Exposure Limits
		Potential Occupational Carcinogen See Appendix A		

8.2 Exposure controls

Appropriate engineering controls

Handle in accordance with good industrial hygiene and safety practice. Wash hands before breaks and at the end of workday.

Personal protective equipment

Eye/face protection

Face shield and safety glasses Use equipment for eye protection tested and approved under appropriate government standards such as NIOSH (US) or EN 166(EU).

Skin protection

Handle with gloves. Gloves must be inspected prior to use. Use proper glove removal technique (without touching glove's outer surface) to avoid skin contact with this product. Dispose of contaminated gloves after use in accordance with applicable laws and good laboratory practices. Wash and dry hands.

Full contact

Material: Nitrile rubber

Minimum layer thickness: 0.11 mm

Break through time: 480 min

Material tested:Dermatril® (KCL 740 / Aldrich Z677272, Size M)

Splash contact

Material: Nitrile rubber

Minimum layer thickness: 0.11 mm

Break through time: 480 min

Material tested:Dermatril® (KCL 740 / Aldrich Z677272, Size M)

data source: KCL GmbH, D-36124 Eichenzell, phone +49 (0)6659 87300, e-mail sales@kcl.de, test method: EN374

If used in solution, or mixed with other substances, and under conditions which differ from EN 374, contact the supplier of the CE approved gloves. This recommendation is advisory only and must be evaluated by an industrial hygienist and safety officer familiar with the specific situation of anticipated use by our customers. It should not be construed as offering an approval for any specific use scenario.

Body Protection

Complete suit protecting against chemicals, The type of protective equipment must be selected according to the concentration and amount of the dangerous substance at the specific workplace.

Respiratory protection

Where risk assessment shows air-purifying respirators are appropriate use a full-face particle respirator type N100 (US) or type P3 (EN 143) respirator cartridges as a backup to engineering controls. If the respirator is the sole means of protection, use a full-face supplied air respirator. Use respirators and components tested and approved under appropriate government standards such as NIOSH (US) or CEN (EU).

Control of environmental exposure

Prevent further leakage or spillage if safe to do so. Do not let product enter drains. Discharge into the environment must be avoided.

9. PHYSICAL AND CHEMICAL PROPERTIES

9.1 Information on basic physical and chemical properties

- | | |
|---------------|--------------|
| a) Appearance | Form: powder |
| | Colour: grey |

b) Odour	No data available
c) Odour Threshold	No data available
d) pH	No data available
e) Melting point/freezing point	Melting point: 1,455 °C (2,651 °F)
f) Initial boiling point and boiling range	2,730 °C (4,946 °F)
g) Flash point	Not applicable
h) Evaporation rate	No data available
i) Flammability (solid, gas)	No data available
j) Upper/lower flammability or explosive limits	No data available
k) Vapour pressure	1 hPa (1 mmHg) at 1,810 °C (3,290 °F)
l) Vapour density	No data available
m) Relative density	8.9 g/cm ³ at 25 °C (77 °F)
n) Water solubility	insoluble
o) Partition coefficient: n-octanol/water	Not applicable for inorganic substances
p) Auto-ignition temperature	No data available
q) Decomposition temperature	No data available
r) Viscosity	No data available
s) Explosive properties	No data available
t) Oxidizing properties	No data available

9.2 Other safety information

No data available

10. STABILITY AND REACTIVITY

10.1 Reactivity

No data available

10.2 Chemical stability

Stable under recommended storage conditions.

10.3 Possibility of hazardous reactions

No data available

10.4 Conditions to avoid

No data available

10.5 Incompatible materials

acids, Oxidizing agents, Sulphur compounds, Hydrogen gas, Oxygen, Methanol, organic solvents, Aluminium, Fluorine, Ammonia

10.6 Hazardous decomposition products

Hazardous decomposition products formed under fire conditions. - Nickel/nickel oxides

Other decomposition products - No data available

In the event of fire: see section 5

11. TOXICOLOGICAL INFORMATION

11.1 Information on toxicological effects

Acute toxicity

LD50 Oral - Rat - male and female - > 9,000 mg/kg
(OECD Test Guideline 401)

Dermal: No data available

No data available

Skin corrosion/irritation

Skin - Rabbit

Result: No skin irritation - 4 h
(OECD Test Guideline 404)

Serious eye damage/eye irritation

Eyes - Rabbit

Result: No eye irritation
(OECD Test Guideline 405)

Respiratory or skin sensitisation

Germ cell mutagenicity

No data available

Carcinogenicity

Limited evidence of carcinogenicity in animal studies

IARC: 1 - Group 1: Carcinogenic to humans (Nickel, powder [particle diameter < 1 mm])
2B - Group 2B: Possibly carcinogenic to humans (Nickel, powder [particle diameter < 1 mm])

IARC: 1 - Group 1: Carcinogenic to humans (Nickel, powder [particle diameter < 1 mm])
2B - Group 2B: Possibly carcinogenic to humans (Nickel, powder [particle diameter < 1 mm])

NTP: RAHC - Reasonably anticipated to be a human carcinogen (Nickel, powder [particle diameter < 1 mm])

OSHA: No component of this product present at levels greater than or equal to 0.1% is on OSHA's list of regulated carcinogens.

Reproductive toxicity

No data available

No data available

Specific target organ toxicity - single exposure

No data available

Specific target organ toxicity - repeated exposure

Inhalation - Causes damage to organs through prolonged or repeated exposure.

Aspiration hazard

No data available

Additional Information

Repeated dose toxicity Rat - male and female - Inhalation - LOAEL : 0.0001 mg/l - OECD Test Guideline 451

RTECS: Not available

To the best of our knowledge, the chemical, physical, and toxicological properties have not been thoroughly investigated.

Stomach - Irregularities - Based on Human Evidence

Stomach - Irregularities - Based on Human Evidence

12. ECOLOGICAL INFORMATION

12.1 Toxicity

Toxicity to fish semi-static test LC50 - Oncorhynchus mykiss (rainbow trout) - 15.3 mg/l - 96 h

12.2 Persistence and degradability

The methods for determining biodegradability are not applicable to inorganic substances.

12.3 Bioaccumulative potential

12.4 Mobility in soil

12.5 Results of PBT and vPvB assessment

PBT/vPvB assessment not available as chemical safety assessment not required/not conducted

12.6 Other adverse effects

An environmental hazard cannot be excluded in the event of unprofessional handling or disposal.
Harmful to aquatic life with long lasting effects.

13. DISPOSAL CONSIDERATIONS

13.1 Waste treatment methods

Product

Offer surplus and non-recyclable solutions to a licensed disposal company. Contact a licensed professional waste disposal service to dispose of this material.

Contaminated packaging

Dispose of as unused product.

14. TRANSPORT INFORMATION

DOT (US)

UN number: 3089 Class: 4.1 Packing group: II
Proper shipping name: Metal powders, flammable, n.o.s.
Reportable Quantity (RQ): 100 lbs
Poison Inhalation Hazard: No

IMDG

IATA

UN number: 3089 Class: 4.1 Packing group: II
Proper shipping name: Metal powder, flammable, n.o.s.

15. REGULATORY INFORMATION

SARA 302 Components

This material does not contain any components with a section 302 EHS TPQ.

SARA 313 Components

The following components are subject to reporting levels established by SARA Title III, Section 313:

	CAS-No.	Revision Date
Nickel, powder [particle diameter < 1 mm]	7440-02-0	2007-07-01

SARA 311/312 Hazards

Fire Hazard, Acute Health Hazard, Chronic Health Hazard

Massachusetts Right To Know Components

	CAS-No.	Revision Date
Nickel, powder [particle diameter < 1 mm]	7440-02-0	2007-07-01

Pennsylvania Right To Know Components

	CAS-No.	Revision Date
Nickel, powder [particle diameter < 1 mm]	7440-02-0	2007-07-01

California Prop. 65 Components

, which is/are known to the State of California to cause cancer.
For more information go to www.P65Warnings.ca.gov.
Nickel, powder [particle diameter < 1 mm]

CAS-No.
7440-02-0

Revision Date
2007-09-28

16. OTHER INFORMATION

Full text of H-Statements referred to under sections 2 and 3.

Aquatic Acute	Acute aquatic toxicity
Aquatic Chronic	Chronic aquatic toxicity
Carc.	Carcinogenicity
H317	May cause an allergic skin reaction.
H351	Suspected of causing cancer.
H372	Causes damage to organs through prolonged or repeated exposure if inhaled.
H402	Harmful to aquatic life.
H412	Harmful to aquatic life with long lasting effects.

HMIS Rating

Health hazard:	0
Chronic Health Hazard:	*
Flammability:	1
Physical Hazard	0

NFPA Rating

Health hazard:	0
Fire Hazard:	1
Reactivity Hazard:	0

Further information

Copyright 2016 Sigma-Aldrich Co. LLC. License granted to make unlimited paper copies for internal use only.
The above information is believed to be correct but does not purport to be all inclusive and shall be used only as a guide. The information in this document is based on the present state of our knowledge and is applicable to the product with regard to appropriate safety precautions. It does not represent any guarantee of the properties of the product. Sigma-Aldrich Corporation and its Affiliates shall not be held liable for any damage resulting from handling or from contact with the above product. See www.sigma-aldrich.com and/or the reverse side of invoice or packing slip for additional terms and conditions of sale.

Preparation Information

Sigma-Aldrich Corporation
Product Safety – Americas Region
1-800-521-8956

Version: 4.9

Revision Date: 04/24/2018

Print Date: 10/19/2018

SAFETY DATA SHEET

Version 4.11
Revision Date 06/28/2017
Print Date 11/10/2018

1. PRODUCT AND COMPANY IDENTIFICATION**1.1 Product identifiers**

Product name : Tetrachloroethylene

Product Number : 371696
Brand : Sigma-Aldrich
Index-No. : 602-028-00-4

CAS-No. : 127-18-4

1.2 Relevant identified uses of the substance or mixture and uses advised against

Identified uses : Laboratory chemicals, Synthesis of substances

1.3 Details of the supplier of the safety data sheet

Company : Sigma-Aldrich
3050 Spruce Street
SAINT LOUIS MO 63103
USA

Telephone : +1 800-325-5832
Fax : +1 800-325-5052

1.4 Emergency telephone number

Emergency Phone # : +1-703-527-3887 (CHEMTREC)

2. HAZARDS IDENTIFICATION**2.1 Classification of the substance or mixture****GHS Classification in accordance with 29 CFR 1910 (OSHA HCS)**

Skin irritation (Category 2), H315
Eye irritation (Category 2A), H319
Skin sensitisation (Category 1), H317
Carcinogenicity (Category 2), H351
Specific target organ toxicity - single exposure (Category 3), Central nervous system, H336
Acute aquatic toxicity (Category 2), H401
Chronic aquatic toxicity (Category 2), H411

For the full text of the H-Statements mentioned in this Section, see Section 16.

2.2 GHS Label elements, including precautionary statements

Pictogram



Signal word

Warning

Hazard statement(s)

H315	Causes skin irritation.
H317	May cause an allergic skin reaction.
H319	Causes serious eye irritation.
H336	May cause drowsiness or dizziness.
H351	Suspected of causing cancer.
H411	Toxic to aquatic life with long lasting effects.

Precautionary statement(s)	
P201	Obtain special instructions before use.
P202	Do not handle until all safety precautions have been read and understood.
P261	Avoid breathing dust/ fume/ gas/ mist/ vapours/ spray.
P264	Wash skin thoroughly after handling.
P271	Use only outdoors or in a well-ventilated area.
P272	Contaminated work clothing should not be allowed out of the workplace.
P273	Avoid release to the environment.
P280	Wear protective gloves/ protective clothing/ eye protection/ face protection.
P302 + P352	IF ON SKIN: Wash with plenty of soap and water.
P304 + P340 + P312	IF INHALED: Remove person to fresh air and keep comfortable for breathing. Call a POISON CENTER/doctor if you feel unwell.
P305 + P351 + P338	IF IN EYES: Rinse cautiously with water for several minutes. Remove contact lenses, if present and easy to do. Continue rinsing.
P308 + P313	IF exposed or concerned: Get medical advice/ attention.
P333 + P313	If skin irritation or rash occurs: Get medical advice/ attention.
P337 + P313	If eye irritation persists: Get medical advice/ attention.
P362	Take off contaminated clothing and wash before reuse.
P391	Collect spillage.
P403 + P233	Store in a well-ventilated place. Keep container tightly closed.
P405	Store locked up.
P501	Dispose of contents/ container to an approved waste disposal plant.

2.3 Hazards not otherwise classified (HNOC) or not covered by GHS - none

3. COMPOSITION/INFORMATION ON INGREDIENTS

3.1 Substances

Synonyms	: Perchloroethylene PCE
Formula	: C ₂ Cl ₄
Molecular weight	: 165.83 g/mol
CAS-No.	: 127-18-4
EC-No.	: 204-825-9
Index-No.	: 602-028-00-4

Hazardous components

Component	Classification	Concentration
Tetrachloroethylene		
	Skin Irrit. 2; Eye Irrit. 2A; Skin Sens. 1; Carc. 2; STOT SE 3; Aquatic Acute 2; Aquatic Chronic 2; H315, H317, H319, H336, H351, H411	90 - 100 %

For the full text of the H-Statements mentioned in this Section, see Section 16.

4. FIRST AID MEASURES

4.1 Description of first aid measures

General advice

Consult a physician. Show this safety data sheet to the doctor in attendance. Move out of dangerous area.

If inhaled

If breathed in, move person into fresh air. If not breathing, give artificial respiration. Consult a physician.

In case of skin contact

Wash off with soap and plenty of water. Consult a physician.

In case of eye contact

Rinse thoroughly with plenty of water for at least 15 minutes and consult a physician.

If swallowed

Never give anything by mouth to an unconscious person. Rinse mouth with water. Consult a physician.

4.2 Most important symptoms and effects, both acute and delayed

The most important known symptoms and effects are described in the labelling (see section 2.2) and/or in section 11

4.3 Indication of any immediate medical attention and special treatment needed

No data available

5. FIREFIGHTING MEASURES**5.1 Extinguishing media****Suitable extinguishing media**

Use water spray, alcohol-resistant foam, dry chemical or carbon dioxide.

5.2 Special hazards arising from the substance or mixture

No data available

5.3 Advice for firefighters

Wear self-contained breathing apparatus for firefighting if necessary.

5.4 Further information

No data available

6. ACCIDENTAL RELEASE MEASURES**6.1 Personal precautions, protective equipment and emergency procedures**

Use personal protective equipment. Avoid breathing vapours, mist or gas. Ensure adequate ventilation. Evacuate personnel to safe areas.

For personal protection see section 8.

6.2 Environmental precautions

Prevent further leakage or spillage if safe to do so. Do not let product enter drains. Discharge into the environment must be avoided.

6.3 Methods and materials for containment and cleaning up

Soak up with inert absorbent material and dispose of as hazardous waste. Keep in suitable, closed containers for disposal.

6.4 Reference to other sections

For disposal see section 13.

7. HANDLING AND STORAGE**7.1 Precautions for safe handling**

Avoid contact with skin and eyes. Avoid inhalation of vapour or mist.

For precautions see section 2.2.

7.2 Conditions for safe storage, including any incompatibilities

Keep container tightly closed in a dry and well-ventilated place. Containers which are opened must be carefully resealed and kept upright to prevent leakage.

7.3 Specific end use(s)

Apart from the uses mentioned in section 1.2 no other specific uses are stipulated

8. EXPOSURE CONTROLS/PERSONAL PROTECTION**8.1 Control parameters**

Components with workplace control parameters

Component	CAS-No.	Value	Control parameters	Basis
Tetrachloroethylene	127-18-4	TWA	25.000000 ppm	USA. ACGIH Threshold Limit Values (TLV)
	Remarks	Central Nervous System impairment Substances for which there is a Biological Exposure Index or Indices (see BEI® section) Confirmed animal carcinogen with unknown relevance to humans		
		STEL	100.000000 ppm	USA. ACGIH Threshold Limit Values (TLV)
		Central Nervous System impairment Substances for which there is a Biological Exposure Index or Indices (see BEI® section) Confirmed animal carcinogen with unknown relevance to humans		
		Potential Occupational Carcinogen Minimize workplace exposure concentrations. See Appendix A		
		See Table Z-2		
		TWA	100.000000 ppm	USA. Occupational Exposure Limits (OSHA) - Table Z-2
		CEIL	200.000000 ppm	USA. Occupational Exposure Limits (OSHA) - Table Z-2
		Peak	300.000000 ppm	USA. Occupational Exposure Limits (OSHA) - Table Z-2
		TWA	25 ppm	USA. ACGIH Threshold Limit Values (TLV)
		Central Nervous System impairment Substances for which there is a Biological Exposure Index or Indices (see BEI® section) Confirmed animal carcinogen with unknown relevance to humans		
		STEL	100 ppm	USA. ACGIH Threshold Limit Values (TLV)
		Central Nervous System impairment Substances for which there is a Biological Exposure Index or Indices (see BEI® section) Confirmed animal carcinogen with unknown relevance to humans		
		Potential Occupational Carcinogen Minimize workplace exposure concentrations. See Appendix A		
		See Table Z-2		

		TWA	100 ppm	USA. Occupational Exposure Limits (OSHA) - Table Z-2
		CEIL	200 ppm	USA. Occupational Exposure Limits (OSHA) - Table Z-2
		Peak	300 ppm	USA. Occupational Exposure Limits (OSHA) - Table Z-2
		TWA	25 ppm 170 mg/m3	USA. OSHA - TABLE Z-1 Limits for Air Contaminants - 1910.1000
		STEL	100 ppm 685 mg/m3	California permissible exposure limits for chemical contaminants (Title 8, Article 107)
		C	300 ppm	California permissible exposure limits for chemical contaminants (Title 8, Article 107)
		PEL	25 ppm 170 mg/m3	California permissible exposure limits for chemical contaminants (Title 8, Article 107)

Biological occupational exposure limits

Component	CAS-No.	Parameters	Value	Biological specimen	Basis
Tetrachloroethylene	127-18-4	Tetrachloroethylene	3ppm	In end-exhaled air	ACGIH - Biological Exposure Indices (BEI)
	Remarks	Prior to shift (16 hours after exposure ceases)			
		Tetrachloroethylene	0.5000 mg/l	In blood	ACGIH - Biological Exposure Indices (BEI)
		Prior to shift (16 hours after exposure ceases)			
		Tetrachloroethylene	3ppm	In end-exhaled air	ACGIH - Biological Exposure Indices (BEI)
		Prior to shift (16 hours after exposure ceases)			
		Tetrachloroethylene	0.5 mg/l	In blood	ACGIH - Biological Exposure Indices (BEI)
		Prior to shift (16 hours after exposure ceases)			

8.2 Exposure controls

Appropriate engineering controls

Handle in accordance with good industrial hygiene and safety practice. Wash hands before breaks and at the end of workday.

Personal protective equipment

Eye/face protection

Face shield and safety glasses Use equipment for eye protection tested and approved under appropriate government standards such as NIOSH (US) or EN 166(EU).

Skin protection

Handle with gloves. Gloves must be inspected prior to use. Use proper glove removal technique (without touching glove's outer surface) to avoid skin contact with this product. Dispose of contaminated gloves after use in accordance with applicable laws and good laboratory practices. Wash and dry hands.

Full contact

Material: Fluorinated rubber

Minimum layer thickness: 0.7 mm

Break through time: 480 min

Material tested: Vitoject® (KCL 890 / Aldrich Z677698, Size M)

Splash contact

Material: Nitrile rubber

Minimum layer thickness: 0.2 mm

Break through time: 49 min

Material tested: Dermatrill® P (KCL 743 / Aldrich Z677388, Size M)

data source: KCL GmbH, D-36124 Eichenzell, phone +49 (0)6659 87300, e-mail sales@kcl.de, test method: EN374

If used in solution, or mixed with other substances, and under conditions which differ from EN 374, contact the supplier of the CE approved gloves. This recommendation is advisory only and must be evaluated by an industrial hygienist and safety officer familiar with the specific situation of anticipated use by our customers. It should not be construed as offering an approval for any specific use scenario.

Body Protection

Complete suit protecting against chemicals, The type of protective equipment must be selected according to the concentration and amount of the dangerous substance at the specific workplace.

Respiratory protection

Where risk assessment shows air-purifying respirators are appropriate use a full-face respirator with multi-purpose combination (US) or type ABEK (EN 14387) respirator cartridges as a backup to engineering controls. If the respirator is the sole means of protection, use a full-face supplied air respirator. Use respirators and components tested and approved under appropriate government standards such as NIOSH (US) or CEN (EU).

Control of environmental exposure

Prevent further leakage or spillage if safe to do so. Do not let product enter drains. Discharge into the environment must be avoided.

9. PHYSICAL AND CHEMICAL PROPERTIES

9.1 Information on basic physical and chemical properties

- | | |
|---|--|
| a) Appearance | Form: liquid, clear
Colour: colourless |
| b) Odour | No data available |
| c) Odour Threshold | No data available |
| d) pH | No data available |
| e) Melting point/freezing point | Melting point/range: -22 °C (-8 °F) - lit. |
| f) Initial boiling point and boiling range | 121 °C (250 °F) - lit. |
| g) Flash point | No data available |
| h) Evaporation rate | No data available |
| i) Flammability (solid, gas) | No data available |
| j) Upper/lower flammability or explosive limits | No data available |
| k) Vapour pressure | 25.3 hPa (19.0 mmHg) at 25.0 °C (77.0 °F)
17.3 hPa (13.0 mmHg) at 20.0 °C (68.0 °F) |
| l) Vapour density | No data available |
| m) Relative density | 1.623 g/cm ³ at 25 °C (77 °F) |
| n) Water solubility | 0.15 g/l at 25 °C (77 °F) |
| o) Partition coefficient: n-octanol/water | log Pow: 2.53 at 23 °C (73 °F) |
| p) Auto-ignition temperature | No data available |
| q) Decomposition temperature | No data available |
| r) Viscosity | No data available |
| s) Explosive properties | No data available |

t) Oxidizing properties No data available

9.2 Other safety information

Surface tension 32.1 mN/m at 20 °C (68 °F)

10. STABILITY AND REACTIVITY

10.1 Reactivity

No data available

10.2 Chemical stability

Stable under recommended storage conditions.

10.3 Possibility of hazardous reactions

No data available

10.4 Conditions to avoid

No data available

10.5 Incompatible materials

Strong oxidizing agents, Strong bases

10.6 Hazardous decomposition products

Hazardous decomposition products formed under fire conditions. - Carbon oxides, Hydrogen chloride gas

Other decomposition products - No data available

In the event of fire: see section 5

11. TOXICOLOGICAL INFORMATION

11.1 Information on toxicological effects

Acute toxicity

LD50 Oral - Rat - female - 3,385 mg/kg
(OECD Test Guideline 401)

Inhalation: No data available

Dermal: No data available

No data available

Skin corrosion/irritation

Skin - Rabbit

Result: Skin irritation - 4 h
(OECD Test Guideline 404)

Serious eye damage/eye irritation

Eyes - Rabbit

Result: Mild eye irritation - 24 h

Respiratory or skin sensitisation

- Mouse

Result: May cause sensitisation by skin contact.
(OECD Test Guideline 429)

Germ cell mutagenicity

Hamster

ovary

Result: negative

OECD Test Guideline 474

Mouse - male

Result: negative

Carcinogenicity

Limited evidence of carcinogenicity in animal studies

IARC: 2A - Group 2A: Probably carcinogenic to humans (Tetrachloroethylene)

NTP: RAHC - Reasonably anticipated to be a human carcinogen (Tetrachloroethylene)
OSHA: No component of this product present at levels greater than or equal to 0.1% is identified as a carcinogen or potential carcinogen by OSHA.

Reproductive toxicity

No data available

No data available

Specific target organ toxicity - single exposure

May cause drowsiness or dizziness.

Specific target organ toxicity - repeated exposure

No data available

Aspiration hazard

No data available

Additional Information

Repeated dose toxicity Mouse - female - Oral - LOEL : 390 mg/kg

RTECS: KX3850000

narcosis, Liver injury may occur., Kidney injury may occur.

12. ECOLOGICAL INFORMATION

12.1 Toxicity

Toxicity to fish flow-through test LC50 - Oncorhynchus mykiss (rainbow trout) - 5 mg/l - 96 h

Toxicity to daphnia and other aquatic invertebrates EC50 - Daphnia magna (Water flea) - 7.50 mg/l - 48 h

Toxicity to algae static test EC50 - Skeletonema costatum - > 16 mg/l - 7 h

12.2 Persistence and degradability

Biodegradability aerobic - Exposure time 28 d
Result: 11 % - Not readily biodegradable.
(OECD Test Guideline 301C)

12.3 Bioaccumulative potential

Bioaccumulation Lepomis macrochirus (Bluegill) - 21 d
- 0.00343 mg/l

Bioconcentration factor (BCF): 49

12.4 Mobility in soil

No data available

12.5 Results of PBT and vPvB assessment

PBT/vPvB assessment not available as chemical safety assessment not required/not conducted

12.6 Other adverse effects

An environmental hazard cannot be excluded in the event of unprofessional handling or disposal.
Toxic to aquatic life with long lasting effects.

13. DISPOSAL CONSIDERATIONS

13.1 Waste treatment methods

Product

Offer surplus and non-recyclable solutions to a licensed disposal company. Contact a licensed professional waste disposal service to dispose of this material. Dissolve or mix the material with a combustible solvent and burn in a chemical incinerator equipped with an afterburner and scrubber.

Contaminated packaging
Dispose of as unused product.

14. TRANSPORT INFORMATION

DOT (US)

UN number: 1897 Class: 6.1 Packing group: III
Proper shipping name: Tetrachloroethylene
Reportable Quantity (RQ): 100 lbs Reportable Quantity (RQ): 100 lbs
Poison Inhalation Hazard: No

IMDG

UN number: 1897 Class: 6.1 Packing group: III EMS-No: F-A, S-A
Proper shipping name: TETRACHLOROETHYLENE
Marine pollutant: yes

IATA

UN number: 1897 Class: 6.1 Packing group: III
Proper shipping name: Tetrachloroethylene

15. REGULATORY INFORMATION

SARA 302 Components

No chemicals in this material are subject to the reporting requirements of SARA Title III, Section 302.

SARA 313 Components

The following components are subject to reporting levels established by SARA Title III, Section 313:

	CAS-No.	Revision Date
Tetrachloroethylene	127-18-4	2007-07-01

SARA 311/312 Hazards

Acute Health Hazard, Chronic Health Hazard

Reportable Quantity : D039 lbs

Massachusetts Right To Know Components

	CAS-No.	Revision Date
Tetrachloroethylene	127-18-4	2007-07-01

Pennsylvania Right To Know Components

	CAS-No.	Revision Date
Tetrachloroethylene	127-18-4	2007-07-01

	CAS-No.	Revision Date
Tetrachloroethylene	127-18-4	2007-07-01

New Jersey Right To Know Components

	CAS-No.	Revision Date
Tetrachloroethylene	127-18-4	2007-07-01

California Prop. 65 Components

	CAS-No.	Revision Date
WARNING! This product contains a chemical known to the State of California to cause cancer. Tetrachloroethylene	127-18-4	2007-09-28

16. OTHER INFORMATION

Full text of H-Statements referred to under sections 2 and 3.

Aquatic Acute	Acute aquatic toxicity
Aquatic Chronic	Chronic aquatic toxicity
Carc.	Carcinogenicity

Eye Irrit.	Eye irritation
H315	Causes skin irritation.
H317	May cause an allergic skin reaction.
H319	Causes serious eye irritation.
H336	May cause drowsiness or dizziness.
H351	Suspected of causing cancer.
H401	Toxic to aquatic life.
H411	Toxic to aquatic life with long lasting effects.

HMIS Rating

Health hazard:	3
Chronic Health Hazard:	*
Flammability:	0
Physical Hazard	0

NFPA Rating

Health hazard:	2
Fire Hazard:	0
Reactivity Hazard:	0

Further information

Copyright 2016 Sigma-Aldrich Co. LLC. License granted to make unlimited paper copies for internal use only. The above information is believed to be correct but does not purport to be all inclusive and shall be used only as a guide. The information in this document is based on the present state of our knowledge and is applicable to the product with regard to appropriate safety precautions. It does not represent any guarantee of the properties of the product. Sigma-Aldrich Corporation and its Affiliates shall not be held liable for any damage resulting from handling or from contact with the above product. See www.sigma-aldrich.com and/or the reverse side of invoice or packing slip for additional terms and conditions of sale.

Preparation Information

Sigma-Aldrich Corporation
Product Safety – Americas Region
1-800-521-8956

Version: 4.11

Revision Date: 06/28/2017

Print Date: 11/10/2018

SAFETY DATA SHEET

Propylene

Section 1. Identification

GHS product identifier	: Propylene
Chemical name	: propylene
Other means of identification	: propylene; 1-Propene; propylene in gaseous state, impure; propylene liquefied, impure; propene, pure; propylene, pure
Product type	: Gas.
Product use	: Synthetic/Analytical chemistry.
Synonym	: propylene; 1-Propene; propylene in gaseous state, impure; propylene liquefied, impure; propene, pure; propylene, pure
SDS #	: 001046
Supplier's details	: Airgas USA, LLC and its affiliates 259 North Radnor-Chester Road Suite 100 Radnor, PA 19087-5283 1-610-687-5253
24-hour telephone	: 1-866-734-3438

Section 2. Hazards identification

OSHA/HCS status	: This material is considered hazardous by the OSHA Hazard Communication Standard (29 CFR 1910.1200).
Classification of the substance or mixture	: FLAMMABLE GASES - Category 1 GASES UNDER PRESSURE - Liquefied gas
GHS label elements	
Hazard pictograms	: 
Signal word	: Danger
Hazard statements	: Extremely flammable gas. May form explosive mixtures with air. Contains gas under pressure; may explode if heated. May displace oxygen and cause rapid suffocation.
Precautionary statements	
General	: Read and follow all Safety Data Sheets (SDS'S) before use. Read label before use. Keep out of reach of children. If medical advice is needed, have product container or label at hand. Close valve after each use and when empty. Use equipment rated for cylinder pressure. Do not open valve until connected to equipment prepared for use. Use a back flow preventative device in the piping. Use only equipment of compatible materials of construction. Always keep container in upright position. Approach suspected leak area with caution.
Prevention	: Keep away from heat, hot surfaces, sparks, open flames and other ignition sources. No smoking.
Response	: Leaking gas fire: Do not extinguish, unless leak can be stopped safely. Eliminate all ignition sources if safe to do so.
Storage	: Protect from sunlight. Store in a well-ventilated place.
Disposal	: Not applicable.
Hazards not otherwise classified	: In addition to any other important health or physical hazards, this product may displace oxygen and cause rapid suffocation.

Section 3. Composition/information on ingredients

Substance/mixture	: Substance
Chemical name	: propylene
Other means of identification	: propylene; 1-Propene; propylene in gaseous state, impure; propylene liquefied, impure; propene, pure; propylene, pure
Product code	: 001046

CAS number/other identifiers

CAS number : 115-07-1

Ingredient name	%	CAS number
propylene	100	115-07-1

Any concentration shown as a range is to protect confidentiality or is due to batch variation.

There are no additional ingredients present which, within the current knowledge of the supplier and in the concentrations applicable, are classified as hazardous to health or the environment and hence require reporting in this section.

Occupational exposure limits, if available, are listed in Section 8.

Section 4. First aid measures

Description of necessary first aid measures

Eye contact	: Immediately flush eyes with plenty of water, occasionally lifting the upper and lower eyelids. Check for and remove any contact lenses. Continue to rinse for at least 10 minutes. Get medical attention if irritation occurs.
Inhalation	: Remove victim to fresh air and keep at rest in a position comfortable for breathing. If not breathing, if breathing is irregular or if respiratory arrest occurs, provide artificial respiration or oxygen by trained personnel. It may be dangerous to the person providing aid to give mouth-to-mouth resuscitation. Get medical attention if adverse health effects persist or are severe. If unconscious, place in recovery position and get medical attention immediately. Maintain an open airway. Loosen tight clothing such as a collar, tie, belt or waistband.
Skin contact	: Flush contaminated skin with plenty of water. Remove contaminated clothing and shoes. To avoid the risk of static discharges and gas ignition, soak contaminated clothing thoroughly with water before removing it. Get medical attention if symptoms occur. Wash clothing before reuse. Clean shoes thoroughly before reuse.
Ingestion	: As this product is a gas, refer to the inhalation section.

Most important symptoms/effects, acute and delayed

Potential acute health effects

Eye contact	: No known significant effects or critical hazards.
Inhalation	: No known significant effects or critical hazards.
Skin contact	: No known significant effects or critical hazards.
Frostbite	: Try to warm up the frozen tissues and seek medical attention.
Ingestion	: As this product is a gas, refer to the inhalation section.

Over-exposure signs/symptoms

Eye contact	: No specific data.
Inhalation	: No specific data.
Skin contact	: No specific data.
Ingestion	: No specific data.

Indication of immediate medical attention and special treatment needed, if necessary

Notes to physician	: Treat symptomatically. Contact poison treatment specialist immediately if large quantities have been ingested or inhaled.
Specific treatments	: No specific treatment.

Section 4. First aid measures

- Protection of first-aiders** : No action shall be taken involving any personal risk or without suitable training. It may be dangerous to the person providing aid to give mouth-to-mouth resuscitation.

See toxicological information (Section 11)

Section 5. Fire-fighting measures

Extinguishing media

- Suitable extinguishing media** : Use an extinguishing agent suitable for the surrounding fire.
- Unsuitable extinguishing media** : None known.

- Specific hazards arising from the chemical** : Contains gas under pressure. Extremely flammable gas. In a fire or if heated, a pressure increase will occur and the container may burst, with the risk of a subsequent explosion.

- Hazardous thermal decomposition products** : Decomposition products may include the following materials:
carbon dioxide
carbon monoxide

- Special protective actions for fire-fighters** : Promptly isolate the scene by removing all persons from the vicinity of the incident if there is a fire. No action shall be taken involving any personal risk or without suitable training. Contact supplier immediately for specialist advice. Move containers from fire area if this can be done without risk. Use water spray to keep fire-exposed containers cool. If involved in fire, shut off flow immediately if it can be done without risk. If this is impossible, withdraw from area and allow fire to burn. Fight fire from protected location or maximum possible distance. Eliminate all ignition sources if safe to do so.

- Special protective equipment for fire-fighters** : Fire-fighters should wear appropriate protective equipment and self-contained breathing apparatus (SCBA) with a full face-piece operated in positive pressure mode.

Section 6. Accidental release measures

Personal precautions, protective equipment and emergency procedures

- For non-emergency personnel** : Accidental releases pose a serious fire or explosion hazard. No action shall be taken involving any personal risk or without suitable training. Evacuate surrounding areas. Keep unnecessary and unprotected personnel from entering. Shut off all ignition sources. No flares, smoking or flames in hazard area. Avoid breathing gas. Provide adequate ventilation. Wear appropriate respirator when ventilation is inadequate. Put on appropriate personal protective equipment.
- For emergency responders** : If specialized clothing is required to deal with the spillage, take note of any information in Section 8 on suitable and unsuitable materials. See also the information in "For non-emergency personnel".

- Environmental precautions** : Ensure emergency procedures to deal with accidental gas releases are in place to avoid contamination of the environment. Inform the relevant authorities if the product has caused environmental pollution (sewers, waterways, soil or air).

Methods and materials for containment and cleaning up

- Small spill** : Immediately contact emergency personnel. Stop leak if without risk. Use spark-proof tools and explosion-proof equipment.
- Large spill** : Immediately contact emergency personnel. Stop leak if without risk. Use spark-proof tools and explosion-proof equipment. Note: see Section 1 for emergency contact information and Section 13 for waste disposal.

Section 7. Handling and storage

Precautions for safe handling

- Protective measures** : Put on appropriate personal protective equipment (see Section 8). Contains gas under pressure. Avoid breathing gas. Use only with adequate ventilation. Wear appropriate respirator when ventilation is inadequate. Do not enter storage areas and confined spaces unless adequately ventilated. Do not puncture or incinerate container. Use equipment rated for cylinder pressure. Close valve after each use and when empty. Protect cylinders from physical damage; do not drag, roll, slide, or drop. Use a suitable hand truck for cylinder movement.
- Use only non-sparking tools. Avoid contact with eyes, skin and clothing. Empty containers retain product residue and can be hazardous. Store and use away from heat, sparks, open flame or any other ignition source. Use explosion-proof electrical (ventilating, lighting and material handling) equipment.
- Advice on general occupational hygiene** : Eating, drinking and smoking should be prohibited in areas where this material is handled, stored and processed. Workers should wash hands and face before eating, drinking and smoking. Remove contaminated clothing and protective equipment before entering eating areas. See also Section 8 for additional information on hygiene measures.
- Conditions for safe storage, including any incompatibilities** : Store in accordance with local regulations. Store in a segregated and approved area. Store away from direct sunlight in a dry, cool and well-ventilated area, away from incompatible materials (see Section 10). Eliminate all ignition sources. Cylinders should be stored upright, with valve protection cap in place, and firmly secured to prevent falling or being knocked over. Cylinder temperatures should not exceed 52 °C (125 °F). Keep container tightly closed and sealed until ready for use. See Section 10 for incompatible materials before handling or use.

Section 8. Exposure controls/personal protection

Control parameters

Occupational exposure limits

Ingredient name	Exposure limits
propylene	ACGIH TLV (United States, 3/2017). TWA: 500 ppm 8 hours. ACGIH TLV (United States, 1/2005). TWA: 500 ppm 8 hours. Form: All forms

- Appropriate engineering controls** : Use only with adequate ventilation. Use process enclosures, local exhaust ventilation or other engineering controls to keep worker exposure to airborne contaminants below any recommended or statutory limits. The engineering controls also need to keep gas, vapor or dust concentrations below any lower explosive limits. Use explosion-proof ventilation equipment.
- Environmental exposure controls** : Emissions from ventilation or work process equipment should be checked to ensure they comply with the requirements of environmental protection legislation. In some cases, fume scrubbers, filters or engineering modifications to the process equipment will be necessary to reduce emissions to acceptable levels.
- Individual protection measures**
- Hygiene measures** : Wash hands, forearms and face thoroughly after handling chemical products, before eating, smoking and using the lavatory and at the end of the working period. Appropriate techniques should be used to remove potentially contaminated clothing. Wash contaminated clothing before reusing. Ensure that eyewash stations and safety showers are close to the workstation location.
- Eye/face protection** : Safety eyewear complying with an approved standard should be used when a risk assessment indicates this is necessary to avoid exposure to liquid splashes, mists, gases or dusts. If contact is possible, the following protection should be worn, unless the assessment indicates a higher degree of protection: safety glasses with side-shields.
- Skin protection**

Section 8. Exposure controls/personal protection

- Hand protection** : Chemical-resistant, impervious gloves complying with an approved standard should be worn at all times when handling chemical products if a risk assessment indicates this is necessary. Considering the parameters specified by the glove manufacturer, check during use that the gloves are still retaining their protective properties. It should be noted that the time to breakthrough for any glove material may be different for different glove manufacturers. In the case of mixtures, consisting of several substances, the protection time of the gloves cannot be accurately estimated.
- Body protection** : Personal protective equipment for the body should be selected based on the task being performed and the risks involved and should be approved by a specialist before handling this product. When there is a risk of ignition from static electricity, wear anti-static protective clothing. For the greatest protection from static discharges, clothing should include anti-static overalls, boots and gloves.
- Other skin protection** : Appropriate footwear and any additional skin protection measures should be selected based on the task being performed and the risks involved and should be approved by a specialist before handling this product.
- Respiratory protection** : Based on the hazard and potential for exposure, select a respirator that meets the appropriate standard or certification. Respirators must be used according to a respiratory protection program to ensure proper fitting, training, and other important aspects of use. Respirator selection must be based on known or anticipated exposure levels, the hazards of the product and the safe working limits of the selected respirator.

Section 9. Physical and chemical properties

Appearance

- Physical state** : Gas. [Compressed gas.]
- Color** : Colorless.
- Odor** : Mild.
- Odor threshold** : Not available.
- pH** : Not available.
- Melting point** : -185°C (-301°F)
- Boiling point** : -48°C (-54.4°F)
- Critical temperature** : 91.85°C (197.3°F)
- Flash point** : Closed cup: -107.78°C (-162°F)
- Evaporation rate** : Not available.
- Flammability (solid, gas)** : Extremely flammable in the presence of the following materials or conditions: open flames, sparks and static discharge and oxidizing materials.
- Lower and upper explosive (flammable) limits** : Lower: 2%
Upper: 11%
- Vapor pressure** : 136.6 (psig)
- Vapor density** : 1.5 (Air = 1)
- Specific Volume (ft³/lb)** : 9.0909
- Gas Density (lb/ft³)** : 0.11 (25°C / 77 to °F)
- Relative density** : Not applicable.
- Solubility** : Not available.
- Solubility in water** : 0.2 g/l
- Partition coefficient: n-octanol/water** : 1.77
- Auto-ignition temperature** : 455°C (851°F)
- Decomposition temperature** : Not available.
- Viscosity** : Not applicable.
- Flow time (ISO 2431)** : Not available.
- Molecular weight** : 42.09 g/mole
- Aerosol product**
- Heat of combustion** : -45803592 J/kg

Section 10. Stability and reactivity

- Reactivity** : No specific test data related to reactivity available for this product or its ingredients.
- Chemical stability** : The product is stable.
- Possibility of hazardous reactions** : Under normal conditions of storage and use, hazardous reactions will not occur.
- Conditions to avoid** : Avoid all possible sources of ignition (spark or flame). Do not pressurize, cut, weld, braze, solder, drill, grind or expose containers to heat or sources of ignition.
- Incompatible materials** : Oxidizers
- Hazardous decomposition products** : Under normal conditions of storage and use, hazardous decomposition products should not be produced.
- Hazardous polymerization** : Under normal conditions of storage and use, hazardous polymerization will not occur.

Section 11. Toxicological information

Information on toxicological effects

Acute toxicity

Not available.

Irritation/Corrosion

Not available.

Sensitization

Not available.

Mutagenicity

Not available.

Carcinogenicity

Not available.

Classification

Product/ingredient name	OSHA	IARC	NTP
propylene	-	3	-

Reproductive toxicity

Not available.

Teratogenicity

Not available.

Specific target organ toxicity (single exposure)

Not available.

Specific target organ toxicity (repeated exposure)

Not available.

Aspiration hazard

Not available.

Section 11. Toxicological information

Information on the likely routes of exposure : Not available.

Potential acute health effects

Eye contact : No known significant effects or critical hazards.
Inhalation : No known significant effects or critical hazards.
Skin contact : No known significant effects or critical hazards.
Ingestion : As this product is a gas, refer to the inhalation section.

Symptoms related to the physical, chemical and toxicological characteristics

Eye contact : No specific data.
Inhalation : No specific data.
Skin contact : No specific data.
Ingestion : No specific data.

Delayed and immediate effects and also chronic effects from short and long term exposure

Short term exposure

Potential immediate effects : Not available.
Potential delayed effects : Not available.

Long term exposure

Potential immediate effects : Not available.
Potential delayed effects : Not available.

Potential chronic health effects

Not available.

General : No known significant effects or critical hazards.
Carcinogenicity : No known significant effects or critical hazards.
Mutagenicity : No known significant effects or critical hazards.
Teratogenicity : No known significant effects or critical hazards.
Developmental effects : No known significant effects or critical hazards.
Fertility effects : No known significant effects or critical hazards.

Numerical measures of toxicity

Acute toxicity estimates

Not available.

Section 12. Ecological information

Toxicity

Not available.

Persistence and degradability

Not available.

Bioaccumulative potential

Product/ingredient name	LogP _{ow}	BCF	Potential
propylene	1.77	-	low

Section 12. Ecological information

Mobility in soil






Soil/water partition coefficient (K_{oc}) : Not available.

Other adverse effects : No known significant effects or critical hazards.

Section 13. Disposal considerations

Disposal methods : The generation of waste should be avoided or minimized wherever possible. Disposal of this product, solutions and any by-products should at all times comply with the requirements of environmental protection and waste disposal legislation and any regional local authority requirements. Dispose of surplus and non-recyclable products via a licensed waste disposal contractor. Waste should not be disposed of untreated to the sewer unless fully compliant with the requirements of all authorities with jurisdiction. Empty Airgas-owned pressure vessels should be returned to Airgas. Waste packaging should be recycled. Incineration or landfill should only be considered when recycling is not feasible. This material and its container must be disposed of in a safe way. Empty containers or liners may retain some product residues. Do not puncture or incinerate container.

Section 14. Transport information

	DOT	TDG	Mexico	IMDG	IATA
UN number	UN1077	UN1077	UN1077	UN1077	UN1077
UN proper shipping name	PROPYLENE	PROPYLENE	PROPYLENE	PROPYLENE	PROPYLENE
Transport hazard class(es)	2.1 	2.1 	2.1 	2.1 	2.1 
Packing group	-	-	-	-	-
Environmental hazards	No.	No.	No.	No.	No.

“Refer to CFR 49 (or authority having jurisdiction) to determine the information required for shipment of the product.”

Additional information

DOT Classification : **Limited quantity** Yes.
Quantity limitation Passenger aircraft/rail: Forbidden. Cargo aircraft: 150 kg.
Special provisions 19, T50

TDG Classification : Product classified as per the following sections of the Transportation of Dangerous Goods Regulations: 2.13-2.17 (Class 2).
Explosive Limit and Limited Quantity Index 0.125
ERAP Index 3000
Passenger Carrying Ship Index Forbidden
Passenger Carrying Road or Rail Index Forbidden
Special provisions 29

IATA : **Quantity limitation** Passenger and Cargo Aircraft: Forbidden. Cargo Aircraft Only: 150 kg.

Special precautions for user : **Transport within user's premises:** always transport in closed containers that are upright and secure. Ensure that persons transporting the product know what to do in the event of an accident or spillage.

Section 14. Transport information

Transport in bulk according to Annex II of MARPOL and the IBC Code : Not available.

Section 15. Regulatory information

U.S. Federal regulations : TSCA 8(a) CDR Exempt/Partial exemption: Not determined
Clean Air Act (CAA) 112 regulated flammable substances: propylene

Clean Air Act Section 112 (b) Hazardous Air Pollutants (HAPs) : Not listed

Clean Air Act Section 602 Class I Substances : Not listed

Clean Air Act Section 602 Class II Substances : Not listed

DEA List I Chemicals (Precursor Chemicals) : Not listed

DEA List II Chemicals (Essential Chemicals) : Not listed

SARA 302/304

Composition/information on ingredients

No products were found.

SARA 304 RQ : Not applicable.

SARA 311/312

Classification : Refer to Section 2: Hazards Identification of this SDS for classification of substance.

SARA 313

	Product name	CAS number	%
Form R - Reporting requirements	propylene	115-07-1	100
Supplier notification	propylene	115-07-1	100

SARA 313 notifications must not be detached from the SDS and any copying and redistribution of the SDS shall include copying and redistribution of the notice attached to copies of the SDS subsequently redistributed.

State regulations

Massachusetts : This material is listed.

New York : This material is not listed.

New Jersey : This material is listed.

Pennsylvania : This material is listed.

International regulations

Chemical Weapon Convention List Schedules I, II & III Chemicals

Not listed.

Montreal Protocol (Annexes A, B, C, E)

Not listed.

Stockholm Convention on Persistent Organic Pollutants

Not listed.

Rotterdam Convention on Prior Informed Consent (PIC)

Not listed.

UNECE Aarhus Protocol on POPs and Heavy Metals

Section 15. Regulatory information

Not listed.

Inventory list

Australia	: This material is listed or exempted.
Canada	: This material is listed or exempted.
China	: This material is listed or exempted.
Europe	: This material is listed or exempted.
Japan	: Japan inventory (ENCS) : This material is listed or exempted. Japan inventory (ISHL) : This material is listed or exempted.
Malaysia	: Not determined.
New Zealand	: This material is listed or exempted.
Philippines	: This material is listed or exempted.
Republic of Korea	: This material is listed or exempted.
Taiwan	: This material is listed or exempted.
Thailand	: Not determined.
Turkey	: This material is listed or exempted.
United States	: This material is listed or exempted.
Viet Nam	: Not determined.

Section 16. Other information

Hazardous Material Information System (U.S.A.)

Health	/	1
Flammability		4
Physical hazards		3

Caution: HMIS® ratings are based on a 0-4 rating scale, with 0 representing minimal hazards or risks, and 4 representing significant hazards or risks. Although HMIS® ratings and the associated label are not required on SDSs or products leaving a facility under 29 CFR 1910.1200, the preparer may choose to provide them. HMIS® ratings are to be used with a fully implemented HMIS® program. HMIS® is a registered trademark and service mark of the American Coatings Association, Inc.

The customer is responsible for determining the PPE code for this material. For more information on HMIS® Personal Protective Equipment (PPE) codes, consult the HMIS® Implementation Manual.

National Fire Protection Association (U.S.A.)



Reprinted with permission from NFPA 704-2001, Identification of the Hazards of Materials for Emergency Response Copyright ©1997, National Fire Protection Association, Quincy, MA 02269. This reprinted material is not the complete and official position of the National Fire Protection Association, on the referenced subject which is represented only by the standard in its entirety.

Copyright ©2001, National Fire Protection Association, Quincy, MA 02269. This warning system is intended to be interpreted and applied only by properly trained individuals to identify fire, health and reactivity hazards of chemicals. The user is referred to certain limited number of chemicals with recommended classifications in NFPA 49 and NFPA 325, which would be used as a guideline only. Whether the chemicals are classified by NFPA or not, anyone using the 704 systems to classify chemicals does so at their own risk.

Procedure used to derive the classification

Classification	Justification
FLAMMABLE GASES - Category 1	Expert judgment
GASES UNDER PRESSURE - Liquefied gas	Expert judgment

Section 16. Other information

History

Date of printing : 11/30/2017

Date of issue/Date of revision : 11/30/2017

Date of previous issue : No previous validation

Version : 1

Key to abbreviations

: ATE = Acute Toxicity Estimate
BCF = Bioconcentration Factor
GHS = Globally Harmonized System of Classification and Labelling of Chemicals
IATA = International Air Transport Association
IBC = Intermediate Bulk Container
IMDG = International Maritime Dangerous Goods
LogPow = logarithm of the octanol/water partition coefficient
MARPOL = International Convention for the Prevention of Pollution From Ships, 1973 as modified by the Protocol of 1978. ("Marpol" = marine pollution)
UN = United Nations

References : Not available.

▀ Indicates information that has changed from previously issued version.

Notice to reader

To the best of our knowledge, the information contained herein is accurate. However, neither the above-named supplier, nor any of its subsidiaries, assumes any liability whatsoever for the accuracy or completeness of the information contained herein.

Final determination of suitability of any material is the sole responsibility of the user. All materials may present unknown hazards and should be used with caution. Although certain hazards are described herein, we cannot guarantee that these are the only hazards that exist.

SAFETY DATA SHEET

Version 4.10
Revision Date 01/04/2018
Print Date 11/10/2018

1. PRODUCT AND COMPANY IDENTIFICATION

1.1 Product identifiers

Product name : Trichloroethylene

Product Number : 251402

Brand : Sigma-Aldrich

Index-No. : 602-027-00-9

CAS-No. : 79-01-6

1.2 Relevant identified uses of the substance or mixture and uses advised against

Identified uses : Laboratory chemicals, Synthesis of substances

1.3 Details of the supplier of the safety data sheet

Company : Sigma-Aldrich
3050 Spruce Street
SAINT LOUIS MO 63103
USA

Telephone : +1 800-325-5832

Fax : +1 800-325-5052

1.4 Emergency telephone number

Emergency Phone # : +1-703-527-3887 (CHEMTREC)

2. HAZARDS IDENTIFICATION

2.1 Classification of the substance or mixture

GHS Classification in accordance with 29 CFR 1910 (OSHA HCS)

Skin irritation (Category 2), H315

Eye irritation (Category 2A), H319

Germ cell mutagenicity (Category 2), H341

Carcinogenicity (Category 1B), H350

Specific target organ toxicity - single exposure (Category 3), Central nervous system, H336

Acute aquatic toxicity (Category 3), H402

Chronic aquatic toxicity (Category 3), H412

For the full text of the H-Statements mentioned in this Section, see Section 16.

2.2 GHS Label elements, including precautionary statements

Pictogram



Signal word

Danger

Hazard statement(s)

H315 Causes skin irritation.

H319 Causes serious eye irritation.

H336 May cause drowsiness or dizziness.

H341 Suspected of causing genetic defects.

H350 May cause cancer.

H412 Harmful to aquatic life with long lasting effects.

Precautionary statement(s)	
P201	Obtain special instructions before use.
P202	Do not handle until all safety precautions have been read and understood.
P261	Avoid breathing dust/ fume/ gas/ mist/ vapours/ spray.
P264	Wash skin thoroughly after handling.
P271	Use only outdoors or in a well-ventilated area.
P273	Avoid release to the environment.
P280	Wear eye protection/ face protection.
P280	Wear protective gloves.
P281	Use personal protective equipment as required.
P302 + P352	IF ON SKIN: Wash with plenty of soap and water.
P304 + P340 + P312	IF INHALED: Remove victim to fresh air and keep at rest in a position comfortable for breathing. Call a POISON CENTER or doctor/ physician if you feel unwell.
P305 + P351 + P338	IF IN EYES: Rinse cautiously with water for several minutes. Remove contact lenses, if present and easy to do. Continue rinsing.
P308 + P313	IF exposed or concerned: Get medical advice/ attention.
P332 + P313	If skin irritation occurs: Get medical advice/ attention.
P337 + P313	If eye irritation persists: Get medical advice/ attention.
P362	Take off contaminated clothing and wash before reuse.
P403 + P233	Store in a well-ventilated place. Keep container tightly closed.
P405	Store locked up.
P501	Dispose of contents/ container to an approved waste disposal plant.

2.3 Hazards not otherwise classified (HNOC) or not covered by GHS - none

3. COMPOSITION/INFORMATION ON INGREDIENTS

3.1 Substances

Synonyms	: TCE Trichloroethene
Formula	: C ₂ HCl ₃
Molecular weight	: 131.39 g/mol
CAS-No.	: 79-01-6
EC-No.	: 201-167-4
Index-No.	: 602-027-00-9

Hazardous components

Component	Classification	Concentration
Trichloroethylene	Skin Irrit. 2; Eye Irrit. 2A; Muta. 2; Carc. 1B; STOT SE 3; Aquatic Acute 3; Aquatic Chronic 3; H315, H319, H336, H341, H350, H412	90 - 100 %

For the full text of the H-Statements mentioned in this Section, see Section 16.

4. FIRST AID MEASURES

4.1 Description of first aid measures

General advice

Consult a physician. Show this safety data sheet to the doctor in attendance. Move out of dangerous area.

If inhaled

If breathed in, move person into fresh air. If not breathing, give artificial respiration. Consult a physician.

In case of skin contact

Wash off with soap and plenty of water. Consult a physician.

In case of eye contact

Rinse thoroughly with plenty of water for at least 15 minutes and consult a physician.

If swallowed

Never give anything by mouth to an unconscious person. Rinse mouth with water. Consult a physician.

4.2 Most important symptoms and effects, both acute and delayed

The most important known symptoms and effects are described in the labelling (see section 2.2) and/or in section 11

4.3 Indication of any immediate medical attention and special treatment needed

No data available

5. FIREFIGHTING MEASURES**5.1 Extinguishing media****Suitable extinguishing media**

Use water spray, alcohol-resistant foam, dry chemical or carbon dioxide.

5.2 Special hazards arising from the substance or mixture

No data available

5.3 Advice for firefighters

Wear self-contained breathing apparatus for firefighting if necessary.

5.4 Further information

No data available

6. ACCIDENTAL RELEASE MEASURES**6.1 Personal precautions, protective equipment and emergency procedures**

Use personal protective equipment. Avoid breathing vapours, mist or gas. Ensure adequate ventilation. Evacuate personnel to safe areas.

For personal protection see section 8.

6.2 Environmental precautions

Prevent further leakage or spillage if safe to do so. Do not let product enter drains. Discharge into the environment must be avoided.

6.3 Methods and materials for containment and cleaning up

Soak up with inert absorbent material and dispose of as hazardous waste. Keep in suitable, closed containers for disposal.

6.4 Reference to other sections

For disposal see section 13.

7. HANDLING AND STORAGE**7.1 Precautions for safe handling**

Avoid contact with skin and eyes. Avoid inhalation of vapour or mist.

For precautions see section 2.2.

7.2 Conditions for safe storage, including any incompatibilities

Keep container tightly closed in a dry and well-ventilated place. Containers which are opened must be carefully resealed and kept upright to prevent leakage.

Light sensitive. Handle and store under inert gas.

Storage class (TRGS 510): 6.1D: Non-combustible, acute toxic Cat.3 / toxic hazardous materials or hazardous materials causing chronic effects

7.3 Specific end use(s)

Apart from the uses mentioned in section 1.2 no other specific uses are stipulated

8. EXPOSURE CONTROLS/PERSONAL PROTECTION

8.1 Control parameters

Components with workplace control parameters

Component	CAS-No.	Value	Control parameters	Basis
Trichloroethylene	79-01-6	TWA	10.000000 ppm	USA. ACGIH Threshold Limit Values (TLV)
	Remarks	Central Nervous System impairment cognitive decrement Renal toxicity Substances for which there is a Biological Exposure Index or Indices (see BEI® section) Suspected human carcinogen		
		STEL	25.000000 ppm	USA. ACGIH Threshold Limit Values (TLV)
		Central Nervous System impairment cognitive decrement Renal toxicity Substances for which there is a Biological Exposure Index or Indices (see BEI® section) Suspected human carcinogen		
		Potential Occupational Carcinogen See Appendix C See Appendix A		
		See Table Z-2		
		TWA	100.000000 ppm	USA. Occupational Exposure Limits (OSHA) - Table Z-2
		Z37.19-1967		
		CEIL	200.000000 ppm	USA. Occupational Exposure Limits (OSHA) - Table Z-2
		Z37.19-1967		
		Peak	300.000000 ppm	USA. Occupational Exposure Limits (OSHA) - Table Z-2
		Z37.19-1967		
		TWA	100 ppm	USA. Occupational Exposure Limits (OSHA) - Table Z-2
		Z37.19-1967		
		CEIL	200 ppm	USA. Occupational Exposure Limits (OSHA) - Table Z-2
		Z37.19-1967		
		Peak	300 ppm	USA. Occupational Exposure Limits (OSHA) - Table Z-2
		Z37.19-1967		

		STEL	100 ppm 537 mg/m ³	California permissible exposure limits for chemical contaminants (Title 8, Article 107)
		C	300 ppm	California permissible exposure limits for chemical contaminants (Title 8, Article 107)
		PEL	25 ppm 135 mg/m ³	California permissible exposure limits for chemical contaminants (Title 8, Article 107)

Biological occupational exposure limits

Component	CAS-No.	Parameters	Value	Biological specimen	Basis
	-	Trichloroacetic acid	15.0000 mg/l	Urine	ACGIH - Biological Exposure Indices (BEI)
	Remarks	End of shift at end of workweek			
		Trichloroethanol	0.5000 mg/l	In blood	ACGIH - Biological Exposure Indices (BEI)
		End of shift at end of workweek			
		Trichloroethylene		In blood	ACGIH - Biological Exposure Indices (BEI)
		End of shift at end of workweek			
		Trichloroethylene		In end-exhaled air	ACGIH - Biological Exposure Indices (BEI)
		End of shift at end of workweek			

8.2 Exposure controls

Appropriate engineering controls

Handle in accordance with good industrial hygiene and safety practice. Wash hands before breaks and at the end of workday.

Personal protective equipment

Eye/face protection

Safety glasses with side-shields conforming to EN166 Use equipment for eye protection tested and approved under appropriate government standards such as NIOSH (US) or EN 166(EU).

Skin protection

Handle with gloves. Gloves must be inspected prior to use. Use proper glove removal technique (without touching glove's outer surface) to avoid skin contact with this product. Dispose of contaminated gloves after use in accordance with applicable laws and good laboratory practices. Wash and dry hands.

Full contact

Material: Fluorinated rubber

Minimum layer thickness: 0.7 mm

Break through time: 480 min

Material tested: Vitoject® (KCL 890 / Aldrich Z677698, Size M)

Splash contact

Material: Fluorinated rubber

Minimum layer thickness: 0.7 mm

Break through time: 480 min

Material tested: Vitoject® (KCL 890 / Aldrich Z677698, Size M)

data source: KCL GmbH, D-36124 Eichenzell, phone +49 (0)6659 87300, e-mail sales@kcl.de, test method: EN374

If used in solution, or mixed with other substances, and under conditions which differ from EN 374, contact the supplier of the CE approved gloves. This recommendation is advisory only and must be evaluated by an industrial hygienist and safety officer familiar with the specific situation of anticipated use by our customers. It should not be construed as offering an approval for any specific use scenario.

Body Protection

Complete suit protecting against chemicals, The type of protective equipment must be selected according to the concentration and amount of the dangerous substance at the specific workplace.

Respiratory protection

Where risk assessment shows air-purifying respirators are appropriate use a full-face respirator with multi-purpose combination (US) or type ABEK (EN 14387) respirator cartridges as a backup to engineering controls. If the respirator is the sole means of protection, use a full-face supplied air respirator. Use respirators and components tested and approved under appropriate government standards such as NIOSH (US) or CEN (EU).

Control of environmental exposure

Prevent further leakage or spillage if safe to do so. Do not let product enter drains. Discharge into the environment must be avoided.

9. PHYSICAL AND CHEMICAL PROPERTIES**9.1 Information on basic physical and chemical properties**

a) Appearance	Form: liquid, clear Colour: colourless
b) Odour	No data available
c) Odour Threshold	No data available
d) pH	No data available
e) Melting point/freezing point	Melting point/range: -84.8 °C (-120.6 °F) - lit.
f) Initial boiling point and boiling range	86.7 °C (188.1 °F) - lit.
g) Flash point	No data available
h) Evaporation rate	No data available
i) Flammability (solid, gas)	No data available
j) Upper/lower flammability or explosive limits	Upper explosion limit: 10.5 %(V) Lower explosion limit: 8 %(V)
k) Vapour pressure	81.3 hPa (61.0 mmHg) at 20.0 °C (68.0 °F)
l) Vapour density	No data available
m) Relative density	1.463 g/mL at 25 °C (77 °F)
n) Water solubility	No data available
o) Partition coefficient: n-octanol/water	log Pow: 2.29log Pow: 5
p) Auto-ignition temperature	410.0 °C (770.0 °F)
q) Decomposition temperature	No data available
r) Viscosity	No data available
s) Explosive properties	No data available
t) Oxidizing properties	No data available

9.2 Other safety information

No data available

10. STABILITY AND REACTIVITY**10.1 Reactivity**

No data available

10.2 Chemical stability

Stable under recommended storage conditions.

10.3 Possibility of hazardous reactions

No data available

10.4 Conditions to avoid

No data available

10.5 Incompatible materials

Oxidizing agents, Strong bases, Magnesium

10.6 Hazardous decomposition products

Hazardous decomposition products formed under fire conditions. - Carbon oxides, Hydrogen chloride gas

Other decomposition products - No data available

In the event of fire: see section 5

11. TOXICOLOGICAL INFORMATION

11.1 Information on toxicological effects

Acute toxicity

LD50 Oral - Rat - 4,920 mg/kg

LC50 Inhalation - Mouse - 4 h - 8450 ppm

LD50 Dermal - Rabbit - > 20,000 mg/kg

No data available

Skin corrosion/irritation

Skin - Rabbit

Result: Severe skin irritation - 24 h

Serious eye damage/eye irritation

Eyes - Rabbit

Result: Eye irritation - 24 h

Respiratory or skin sensitisation

No data available

Germ cell mutagenicity

Laboratory experiments have shown mutagenic effects.

In vitro tests showed mutagenic effects

Carcinogenicity

This product is or contains a component that has been reported to be probably carcinogenic based on its IARC, OSHA, ACGIH, NTP, or EPA classification.

Possible human carcinogen

IARC: 1 - Group 1: Carcinogenic to humans (Trichloroethylene)

NTP: RAHC - Reasonably anticipated to be a human carcinogen (Trichloroethylene)

OSHA: No component of this product present at levels greater than or equal to 0.1% is on OSHA's list of regulated carcinogens.

Reproductive toxicity

No data available

No data available

Specific target organ toxicity - single exposure

No data available

Specific target organ toxicity - repeated exposure

No data available

Aspiration hazard

No data available

Additional Information

RTECS: KX4550000

burning sensation, Cough, wheezing, laryngitis, Shortness of breath, Headache, Nausea, Vomiting, Exposure to and/or consumption of alcohol may increase toxic effects., Gastrointestinal disturbance, Kidney injury may occur., narcosis
To the best of our knowledge, the chemical, physical, and toxicological properties have not been thoroughly investigated.

12. ECOLOGICAL INFORMATION**12.1 Toxicity**

Toxicity to fish	LC50 - Pimephales promelas (fathead minnow) - 41 mg/l - 96.0 h LOEC - other fish - 11 mg/l - 10.0 d NOEC - Oryzias latipes - 40 mg/l - 10.0 d
Toxicity to daphnia and other aquatic invertebrates	EC50 - Daphnia magna (Water flea) - 18.00 mg/l - 48 h
Toxicity to algae	IC50 - Pseudokirchneriella subcapitata (green algae) - 175.00 mg/l - 96 h

12.2 Persistence and degradability

No data available

12.3 Bioaccumulative potential

Does not bioaccumulate.

12.4 Mobility in soil

No data available

12.5 Results of PBT and vPvB assessment

PBT/vPvB assessment not available as chemical safety assessment not required/not conducted

12.6 Other adverse effects

An environmental hazard cannot be excluded in the event of unprofessional handling or disposal.
Harmful to aquatic life with long lasting effects.

An environmental hazard cannot be excluded in the event of unprofessional handling or disposal.

Harmful to aquatic organisms, may cause long-term adverse effects in the aquatic environment.

13. DISPOSAL CONSIDERATIONS**13.1 Waste treatment methods****Product**

Offer surplus and non-recyclable solutions to a licensed disposal company. Contact a licensed professional waste disposal service to dispose of this material. Dissolve or mix the material with a combustible solvent and burn in a chemical incinerator equipped with an afterburner and scrubber.

Contaminated packaging

Dispose of as unused product.

14. TRANSPORT INFORMATION**DOT (US)**

UN number: 1710 Class: 6.1 Packing group: III
Proper shipping name: Trichloroethylene
Reportable Quantity (RQ): 100 lbs
Poison Inhalation Hazard: No

IMDG

UN number: 1710 Class: 6.1 Packing group: III EMS-No: F-A, S-A
Proper shipping name: TRICHLOROETHYLENE

IATA

UN number: 1710 Class: 6.1 Packing group: III

Proper shipping name: Trichloroethylene

15. REGULATORY INFORMATION

SARA 302 Components

No chemicals in this material are subject to the reporting requirements of SARA Title III, Section 302.

SARA 313 Components

The following components are subject to reporting levels established by SARA Title III, Section 313:

	CAS-No.	Revision Date
Trichloroethylene	79-01-6	2007-07-01

SARA 311/312 Hazards

Acute Health Hazard, Chronic Health Hazard

Massachusetts Right To Know Components

	CAS-No.	Revision Date
Trichloroethylene	79-01-6	2007-07-01

Pennsylvania Right To Know Components

	CAS-No.	Revision Date
Trichloroethylene	79-01-6	2007-07-01

New Jersey Right To Know Components

	CAS-No.	Revision Date
Trichloroethylene	79-01-6	2007-07-01

California Prop. 65 Components

WARNING! This product contains a chemical known to the State of California to cause cancer.

	CAS-No.	Revision Date
Trichloroethylene	79-01-6	2011-09-01

WARNING: This product contains a chemical known to the State of California to cause birth defects or other reproductive harm.

	CAS-No.	Revision Date
Trichloroethylene	79-01-6	2011-09-01

16. OTHER INFORMATION

Full text of H-Statements referred to under sections 2 and 3.

Aquatic Acute	Acute aquatic toxicity
Aquatic Chronic	Chronic aquatic toxicity
Carc.	Carcinogenicity
Eye Irrit.	Eye irritation
H315	Causes skin irritation.
H319	Causes serious eye irritation.
H336	May cause drowsiness or dizziness.
H341	Suspected of causing genetic defects.
H350	May cause cancer.
H402	Harmful to aquatic life.

HMIS Rating

Health hazard:	2
Chronic Health Hazard:	*
Flammability:	0
Physical Hazard	0

NFPA Rating

Health hazard:	2
Fire Hazard:	0
Reactivity Hazard:	0

Further information

Copyright 2016 Sigma-Aldrich Co. LLC. License granted to make unlimited paper copies for internal use only. The above information is believed to be correct but does not purport to be all inclusive and shall be used only as a guide. The information in this document is based on the present state of our knowledge and is applicable to the product with regard to appropriate safety precautions. It does not represent any guarantee of the properties of the product. Sigma-Aldrich Corporation and its Affiliates shall not be held liable for any damage resulting from handling or from contact with the above product. See www.sigma-aldrich.com and/or the reverse side of invoice or packing slip for additional terms and conditions of sale.

Preparation Information

Sigma-Aldrich Corporation
Product Safety – Americas Region
1-800-521-8956

Version: 4.10

Revision Date: 01/04/2018

Print Date: 11/10/2018

SAFETY DATA SHEET

Creation Date 16-Sep-2014

Revision Date 23-Jan-2018

Revision Number 3

1. Identification

Product Name trans-1,2-Dichloroethylene, stabilized

Cat No. : AC406840000; AC406840250; AC406842500

CAS-No 156-60-5
Synonyms trans-Acetylene dichloride

Recommended Use Laboratory chemicals.
Uses advised against Not for food, drug, pesticide or biocidal product use

Details of the supplier of the safety data sheet

Company

Fisher Scientific
One Reagent Lane
Fair Lawn, NJ 07410
Tel: (201) 796-7100

Acros Organics
One Reagent Lane
Fair Lawn, NJ 07410

Emergency Telephone Number

For information **US** call: 001-800-ACROS-01 / **Europe** call: +32 14 57 52 11

Emergency Number **US**:001-201-796-7100 / **Europe**: +32 14 57 52 99

CHEMTREC Tel. No.**US**:001-800-424-9300 / **Europe**:001-703-527-3887

2. Hazard(s) identification

Classification

This chemical is considered hazardous by the 2012 OSHA Hazard Communication Standard (29 CFR 1910.1200)

Flammable liquids	Category 2
Acute oral toxicity	Category 4
Acute Inhalation Toxicity - Vapors	Category 4

Label Elements

Signal Word

Danger

Hazard Statements

Highly flammable liquid and vapor
Harmful if swallowed
Harmful if inhaled

**Precautionary Statements****Prevention**

Wash face, hands and any exposed skin thoroughly after handling
Do not eat, drink or smoke when using this product
Avoid breathing dust/fume/gas/mist/vapors/spray
Use only outdoors or in a well-ventilated area
Keep away from heat/sparks/open flames/hot surfaces. - No smoking
Keep container tightly closed
Ground/bond container and receiving equipment
Use explosion-proof electrical/ventilating/lighting/equipment
Use only non-sparking tools
Take precautionary measures against static discharge
Wear protective gloves/protective clothing/eye protection/face protection

Inhalation

IF INHALED: Remove victim to fresh air and keep at rest in a position comfortable for breathing
Call a POISON CENTER or doctor/physician if you feel unwell

Ingestion

Rinse mouth

IF SWALLOWED: Call a POISON CENTER or doctor/physician if you feel unwell

Fire

In case of fire: Use CO₂, dry chemical, or foam for extinction
Explosion risk in case of fire
Fight fire with normal precautions from a reasonable distance
Evacuate area

Storage

Store in a well-ventilated place. Keep cool

Disposal

Dispose of contents/container to an approved waste disposal plant

Hazards not otherwise classified (HNOC)

Harmful to aquatic life with long lasting effects

3. Composition/Information on Ingredients

Component	CAS-No	Weight %
trans-1,2-Dichloroethylene	156-60-5	>95

4. First-aid measures

Eye Contact

Rinse immediately with plenty of water, also under the eyelids, for at least 15 minutes. Get medical attention.

Skin Contact

Wash off immediately with plenty of water for at least 15 minutes. Obtain medical attention.

Inhalation

Remove from exposure, lie down. Move to fresh air. Do not use mouth-to-mouth method if victim ingested or inhaled the substance; give artificial respiration with the aid of a pocket mask equipped with a one-way valve or other proper respiratory medical device. Obtain medical attention. If not breathing, give artificial respiration.

Ingestion

Do not induce vomiting. Obtain medical attention.

Most important symptoms and effects

Breathing difficulties. Inhalation of high vapor concentrations may cause symptoms like headache, dizziness, tiredness, nausea and vomiting
Treat symptomatically

Notes to Physician

5. Fire-fighting measures

Suitable Extinguishing Media	Water spray. Carbon dioxide (CO ₂). Dry chemical. Chemical foam. Use water spray to cool unopened containers. Cool closed containers exposed to fire with water spray.
Unsuitable Extinguishing Media	No information available
Flash Point	6 °C / 42.8 °F
Method -	No information available
Autoignition Temperature	440 °C / 824 °F
Explosion Limits	
Upper	12.80%
Lower	9.70%
Sensitivity to Mechanical Impact	No information available
Sensitivity to Static Discharge	No information available

Specific Hazards Arising from the Chemical

Flammable. Vapors may travel to source of ignition and flash back. Containers may explode when heated. Vapors may form explosive mixtures with air. Thermal decomposition can lead to release of irritating gases and vapors. Keep product and empty container away from heat and sources of ignition.

Hazardous Combustion Products

Hydrogen chloride gas Carbon monoxide (CO) Carbon dioxide (CO₂) Phosgene

Protective Equipment and Precautions for Firefighters

As in any fire, wear self-contained breathing apparatus pressure-demand, MSHA/NIOSH (approved or equivalent) and full protective gear.

NFPA

Health
2

Flammability
3

Instability
0

Physical hazards
N/A

6. Accidental release measures

Personal Precautions	Remove all sources of ignition. Take precautionary measures against static discharges. Use personal protective equipment. Ensure adequate ventilation.
Environmental Precautions	Do not flush into surface water or sanitary sewer system. See Section 12 for additional ecological information. Avoid release to the environment. Collect spillage.
Methods for Containment and Clean Up	Soak up with inert absorbent material (e.g. sand, silica gel, acid binder, universal binder, sawdust). Keep in suitable, closed containers for disposal. Remove all sources of ignition. Use spark-proof tools and explosion-proof equipment.

7. Handling and storage

Handling	Wear personal protective equipment. Ensure adequate ventilation. Avoid contact with skin and eyes. Use only in area provided with appropriate exhaust ventilation. Use explosion-proof equipment. Use only non-sparking tools. Keep away from open flames, hot surfaces and sources of ignition. To avoid ignition of vapors by static electricity discharge, all metal parts of the equipment must be grounded. Take precautionary measures against static discharges.
Storage	Keep in a dry, cool and well-ventilated place. Keep container tightly closed. Keep away from heat and sources of ignition. Flammables area. Keep container tightly closed in a dry and well-ventilated place.

8. Exposure controls / personal protection

Exposure Guidelines

Component	ACGIH TLV	OSHA PEL	NIOSH IDLH	Mexico OEL (TWA)
trans-1,2-Dichloroethylene	TWA: 200 ppm			

Legend

ACGIH - American Conference of Governmental Industrial Hygienists

Engineering Measures Ensure adequate ventilation, especially in confined areas. Use explosion-proof electrical/ventilating/lighting/equipment.

Personal Protective Equipment

Eye/face Protection Wear appropriate protective eyeglasses or chemical safety goggles as described by OSHA's eye and face protection regulations in 29 CFR 1910.133 or European Standard EN166.

Skin and body protection Wear appropriate protective gloves and clothing to prevent skin exposure.

Respiratory Protection Follow the OSHA respirator regulations found in 29 CFR 1910.134 or European Standard EN 149. Use a NIOSH/MSHA or European Standard EN 149 approved respirator if exposure limits are exceeded or if irritation or other symptoms are experienced.

Hygiene Measures Handle in accordance with good industrial hygiene and safety practice.

9. Physical and chemical properties

Physical State	Liquid
Appearance	Colorless
Odor	aromatic
Odor Threshold	No information available
pH	6.5-7.2
Melting Point/Range	-50 °C / -58 °F
Boiling Point/Range	48 °C / 118.4 °F @ 760 mmHg
Flash Point	6 °C / 42.8 °F
Evaporation Rate	No information available
Flammability (solid,gas)	Not applicable
Flammability or explosive limits	
Upper	12.80%
Lower	9.70%
Vapor Pressure	331 mmHg @ 25 °C
Vapor Density	3.34 (Air = 1.0)
Specific Gravity	1.260
Solubility	Immiscible with water
Partition coefficient; n-octanol/water	No data available
Autoignition Temperature	440 °C / 824 °F
Decomposition Temperature	No information available
Viscosity	No information available
Molecular Formula	C ₂ H ₂ Cl ₂
Molecular Weight	96.94

10. Stability and reactivity

Reactive Hazard None known, based on information available

Stability Stable under normal conditions.

Conditions to Avoid	Keep away from open flames, hot surfaces and sources of ignition. Exposure to air. Exposure to light. Incompatible products. Exposure to moist air or water.
Incompatible Materials	Bases, Strong acids, Strong oxidizing agents
Hazardous Decomposition Products	Hydrogen chloride gas, Carbon monoxide (CO), Carbon dioxide (CO ₂), Phosgene
Hazardous Polymerization	Hazardous polymerization does not occur.
Hazardous Reactions	None under normal processing.

11. Toxicological information

Acute Toxicity

Product Information

Component Information

Component	LD50 Oral	LD50 Dermal	LC50 Inhalation
trans-1,2-Dichloroethylene	LD50 = 1235 mg/kg (Rat)	>5 g/kg (Rabbit)	LC50 = 24100 ppm (Rat) 4 h

Toxicologically Synergistic Products No information available

Delayed and immediate effects as well as chronic effects from short and long-term exposure

Irritation No information available

Sensitization No information available

Carcinogenicity The table below indicates whether each agency has listed any ingredient as a carcinogen.

Component	CAS-No	IARC	NTP	ACGIH	OSHA	Mexico
trans-1,2-Dichloroethylene	156-60-5	Not listed	Not listed	Not listed	Not listed	Not listed

Mutagenic Effects No information available

Reproductive Effects No information available.

Developmental Effects No information available.

Teratogenicity No information available.

STOT - single exposure None known

STOT - repeated exposure None known

Aspiration hazard No information available

Symptoms / effects, both acute and delayed Inhalation of high vapor concentrations may cause symptoms like headache, dizziness, tiredness, nausea and vomiting

Endocrine Disruptor Information No information available

Other Adverse Effects The toxicological properties have not been fully investigated.

12. Ecological information

Ecotoxicity

Harmful to aquatic organisms, may cause long-term adverse effects in the aquatic environment. The product contains following substances which are hazardous for the environment.

Component	Freshwater Algae	Freshwater Fish	Microtox	Water Flea
trans-1,2-Dichloroethylene	Not listed	LC50: = 135 mg/L, 96h static	Not listed	Not listed

		(Lepomis macrochirus)		
--	--	-----------------------	--	--

Persistence and Degradability Persistence is unlikely based on information available.

Bioaccumulation/ Accumulation No information available.

Mobility Will likely be mobile in the environment due to its volatility.

Component	log Pow
trans-1,2-Dichloroethylene	1.48

13. Disposal considerations

Waste Disposal Methods Chemical waste generators must determine whether a discarded chemical is classified as a hazardous waste. Chemical waste generators must also consult local, regional, and national hazardous waste regulations to ensure complete and accurate classification.

Component	RCRA - U Series Wastes	RCRA - P Series Wastes
trans-1,2-Dichloroethylene - 156-60-5	U079	-

14. Transport information

DOT

UN-No UN1150
 Proper Shipping Name 1,2-DICHLOROETHYLENE
 Hazard Class 3
 Packing Group II

TDG

UN-No UN1150
 Proper Shipping Name 1,2-DICHLOROETHYLENE
 Hazard Class 3
 Packing Group II

IATA

UN-No UN1150
 Proper Shipping Name 1,2-DICHLOROETHYLENE
 Hazard Class 3
 Packing Group II

IMDG/IMO

UN-No UN1150
 Proper Shipping Name 1,2-DICHLOROETHYLENE
 Hazard Class 3
 Packing Group II

15. Regulatory information

International Inventories

Component	TSCA	DSL	NDSL	EINECS	ELINCS	NLP	PICCS	ENCS	AICS	IECSC	KECL
trans-1,2-Dichloroethylene	X	X	-	205-860-2	-		X	X	X	X	X

Legend:

X - Listed

E - Indicates a substance that is the subject of a Section 5(e) Consent order under TSCA.

F - Indicates a substance that is the subject of a Section 5(f) Rule under TSCA.

N - Indicates a polymeric substance containing no free-radical initiator in its inventory name but is considered to cover the designated polymer made with any free-radical initiator regardless of the amount used.

P - Indicates a commenced PMN substance

R - Indicates a substance that is the subject of a Section 6 risk management rule under TSCA.

S - Indicates a substance that is identified in a proposed or final Significant New Use Rule

T - Indicates a substance that is the subject of a Section 4 test rule under TSCA.

XU - Indicates a substance exempt from reporting under the Inventory Update Rule, i.e. Partial Updating of the TSCA Inventory Data Base Production and Site Reports (40 CFR 710(B)).

Y1 - Indicates an exempt polymer that has a number-average molecular weight of 1,000 or greater.

Y2 - Indicates an exempt polymer that is a polyester and is made only from reactants included in a specified list of low concern reactants

that comprises one of the eligibility criteria for the exemption rule.

U.S. Federal Regulations

TSCA 12(b) Not applicable

SARA 313 Not applicable

SARA 311/312 Hazard Categories See section 2 for more information

CWA (Clean Water Act)

Component	CWA - Hazardous Substances	CWA - Reportable Quantities	CWA - Toxic Pollutants	CWA - Priority Pollutants
trans-1,2-Dichloroethylene	-	-	-	X

Clean Air Act Not applicable

OSHA Occupational Safety and Health Administration
Not applicable

CERCLA This material, as supplied, contains one or more substances regulated as a hazardous substance under the Comprehensive Environmental Response Compensation and Liability Act (CERCLA) (40 CFR 302)

Component	Hazardous Substances RQs	CERCLA EHS RQs
trans-1,2-Dichloroethylene	1000 lb 1 lb	-

California Proposition 65 This product does not contain any Proposition 65 chemicals

U.S. State Right-to-Know Regulations

Component	Massachusetts	New Jersey	Pennsylvania	Illinois	Rhode Island
trans-1,2-Dichloroethylene	X	-	X	-	-

U.S. Department of Transportation

Reportable Quantity (RQ): N
DOT Marine Pollutant N
DOT Severe Marine Pollutant N

U.S. Department of Homeland Security

This product does not contain any DHS chemicals.

Other International Regulations

Mexico - Grade No information available

16. Other information

Prepared By Regulatory Affairs
Thermo Fisher Scientific
Email: EMSDS.RA@thermofisher.com

Creation Date 16-Sep-2014
Revision Date 23-Jan-2018
Print Date 23-Jan-2018

Revision Summary This document has been updated to comply with the US OSHA HazCom 2012 Standard replacing the current legislation under 29 CFR 1910.1200 to align with the Globally Harmonized System of Classification and Labeling of Chemicals (GHS).

Disclaimer

The information provided in this Safety Data Sheet is correct to the best of our knowledge, information and belief at the date of its publication. The information given is designed only as a guidance for safe handling, use, processing, storage, transportation, disposal and release and is not to be considered a warranty or quality specification. The information relates only to the specific material designated and may not be valid for such material used in combination with any other materials or in any process, unless specified in the text

End of SDS

SAFETY DATA SHEET

Version 5.8
Revision Date 10/12/2015
Print Date 05/01/2016

1. PRODUCT AND COMPANY IDENTIFICATION**1.1 Product identifiers**

Product name : Zinc

Product Number : 96454

Brand : Sigma-Aldrich

CAS-No. : 7440-66-6

1.2 Relevant identified uses of the substance or mixture and uses advised against

Identified uses : Laboratory chemicals, Synthesis of substances

1.3 Details of the supplier of the safety data sheet

Company : Sigma-Aldrich
3050 Spruce Street
SAINT LOUIS MO 63103
USA

Telephone : +1 800-325-5832

Fax : +1 800-325-5052

1.4 Emergency telephone number

Emergency Phone # : (314) 776-6555

2. HAZARDS IDENTIFICATION**2.1 Classification of the substance or mixture****GHS Classification in accordance with 29 CFR 1910 (OSHA HCS)**

Combustible dust,
Acute aquatic toxicity (Category 1), H400
Chronic aquatic toxicity (Category 1), H410

For the full text of the H-Statements mentioned in this Section, see Section 16.

2.2 GHS Label elements, including precautionary statements

Pictogram



Signal word : Warning

Hazard statement(s)

H410

May form combustible dust concentrations in air
Very toxic to aquatic life with long lasting effects.

Precautionary statement(s)

P273

Avoid release to the environment.

P391

Collect spillage.

P501

Dispose of contents/ container to an approved waste disposal plant.

2.3 Hazards not otherwise classified (HNOC) or not covered by GHS

Combustible dust

3. COMPOSITION/INFORMATION ON INGREDIENTS

3.2 Mixtures

Formula : Zn
Molecular weight : 65.39 g/mol

Hazardous components

Hazardous components		Classification	Concentration
Zinc powder (stabilized)			
CAS-No.	7440-66-6	Aquatic Acute 1; Aquatic Chronic 1; H410	<= 100 %
EC-No.	231-175-3		
Index-No.	030-001-01-9		
Zinc oxide			
CAS-No.	1314-13-2	Aquatic Acute 1; Aquatic Chronic 1; H410	>= 5 - < 10 %
EC-No.	215-222-5		
Index-No.	030-013-00-7		

For the full text of the H-Statements mentioned in this Section, see Section 16.

4. FIRST AID MEASURES

4.1 Description of first aid measures

General advice

Consult a physician. Show this safety data sheet to the doctor in attendance.

If inhaled

If breathed in, move person into fresh air. If not breathing, give artificial respiration. Consult a physician.

In case of skin contact

Wash off with soap and plenty of water. Consult a physician.

In case of eye contact

Flush eyes with water as a precaution.

If swallowed

Never give anything by mouth to an unconscious person. Rinse mouth with water. Consult a physician.

4.2 Most important symptoms and effects, both acute and delayed

The most important known symptoms and effects are described in the labelling (see section 2.2) and/or in section 11

4.3 Indication of any immediate medical attention and special treatment needed

No data available

5. FIREFIGHTING MEASURES

5.1 Extinguishing media

Suitable extinguishing media

Special powder against metal fire Dry sand Use water spray, alcohol-resistant foam, dry chemical or carbon dioxide.

Unsuitable extinguishing media

Water

5.2 Special hazards arising from the substance or mixture

Zinc/zinc oxides

5.3 Advice for firefighters

Wear self-contained breathing apparatus for firefighting if necessary.

5.4 Further information

No data available

6. ACCIDENTAL RELEASE MEASURES

6.1 Personal precautions, protective equipment and emergency procedures

Avoid dust formation. Avoid breathing vapours, mist or gas. Ensure adequate ventilation.

For personal protection see section 8.

6.2 Environmental precautions

Prevent further leakage or spillage if safe to do so. Do not let product enter drains. Discharge into the environment must be avoided.

6.3 Methods and materials for containment and cleaning up

Pick up and arrange disposal without creating dust. Sweep up and shovel. Keep in suitable, closed containers for disposal.

6.4 Reference to other sections

For disposal see section 13.

7. HANDLING AND STORAGE

7.1 Precautions for safe handling

Further processing of solid materials may result in the formation of combustible dusts. The potential for combustible dust formation should be taken into consideration before additional processing occurs.

Provide appropriate exhaust ventilation at places where dust is formed.

For precautions see section 2.2.

7.2 Conditions for safe storage, including any incompatibilities

Keep container tightly closed in a dry and well-ventilated place.

Keep in a dry place.

Storage class (TRGS 510): Non Combustible Solids

7.3 Specific end use(s)

Apart from the uses mentioned in section 1.2 no other specific uses are stipulated

8. EXPOSURE CONTROLS/PERSONAL PROTECTION

8.1 Control parameters

Components with workplace control parameters

Component	CAS-No.	Value	Control parameters	Basis
Zinc oxide	1314-13-2	TWA	2.000000 mg/m3	USA. ACGIH Threshold Limit Values (TLV)
	Remarks	metal fume fever		
		STEL	10.000000 mg/m3	USA. ACGIH Threshold Limit Values (TLV)
		metal fume fever		

		TWA	5.000000 mg/m3	USA. NIOSH Recommended Exposure Limits
		TWA	5.000000 mg/m3	USA. NIOSH Recommended Exposure Limits
		ST	10.000000 mg/m3	USA. NIOSH Recommended Exposure Limits
		C	15.000000 mg/m3	USA. NIOSH Recommended Exposure Limits
		TWA	5.000000 mg/m3	USA. Occupational Exposure Limits (OSHA) - Table Z-1 Limits for Air Contaminants
		TWA	15.000000 mg/m3	USA. Occupational Exposure Limits (OSHA) - Table Z-1 Limits for Air Contaminants
		TWA	5.000000 mg/m3	USA. Occupational Exposure Limits (OSHA) - Table Z-1 Limits for Air Contaminants
		TWA	5.000000 mg/m3	USA. Occupational Exposure Limits (OSHA) - Table Z-1 Limits for Air Contaminants

8.2 Exposure controls

Appropriate engineering controls

Handle in accordance with good industrial hygiene and safety practice. Wash hands before breaks and at the end of workday.

Personal protective equipment

Eye/face protection

Use equipment for eye protection tested and approved under appropriate government standards such as NIOSH (US) or EN 166(EU).

Skin protection

Handle with gloves. Gloves must be inspected prior to use. Use proper glove removal technique (without touching glove's outer surface) to avoid skin contact with this product. Dispose of contaminated gloves after use in accordance with applicable laws and good laboratory practices. Wash and dry hands.

Full contact

Material: Nitrile rubber

Minimum layer thickness: 0.11 mm

Break through time: 480 min

Material tested: Dermatrill® (KCL 740 / Aldrich Z677272, Size M)

Splash contact

Material: Nitrile rubber

Minimum layer thickness: 0.11 mm

Break through time: 480 min

Material tested: Dermatrill® (KCL 740 / Aldrich Z677272, Size M)

data source: KCL GmbH, D-36124 Eichenzell, phone +49 (0)6659 87300, e-mail sales@kcl.de, test method: EN374

If used in solution, or mixed with other substances, and under conditions which differ from EN 374, contact the supplier of the CE approved gloves. This recommendation is advisory only and must be evaluated by an industrial hygienist and safety officer familiar with the specific situation of anticipated use by our customers. It should not be construed as offering an approval for any specific use scenario.

Body Protection

Choose body protection in relation to its type, to the concentration and amount of dangerous substances, and to the specific work-place. The type of protective equipment must be selected according to the concentration and amount of the dangerous substance at the specific workplace.

Respiratory protection

Respiratory protection is not required. Where protection from nuisance levels of dusts are desired, use type N95 (US) or type P1 (EN 143) dust masks. Use respirators and components tested and approved under appropriate government standards such as NIOSH (US) or CEN (EU).

Control of environmental exposure

Prevent further leakage or spillage if safe to do so. Do not let product enter drains. Discharge into the environment must be avoided.

9. PHYSICAL AND CHEMICAL PROPERTIES**9.1 Information on basic physical and chemical properties**

a) Appearance	Form: powder Colour: grey
b) Odour	odourless
c) Odour Threshold	No data available
d) pH	Not applicable
e) Melting point/freezing point	Melting point/range: 420 °C (788 °F) - lit.
f) Initial boiling point and boiling range	907 °C (1,665 °F) - lit.
g) Flash point	Not applicable
h) Evaporation rate	No data available
i) Flammability (solid, gas)	May form combustible dust concentrations in air
j) Upper/lower flammability or explosive limits	No data available
k) Vapour pressure	Not applicable
l) Vapour density	No data available
m) Relative density	7.133 g/mL at 25 °C (77 °F)
n) Water solubility	insoluble
o) Partition coefficient: n-octanol/water	Not applicable
p) Auto-ignition temperature	does not ignite
q) Decomposition temperature	No data available
r) Viscosity	No data available
s) Explosive properties	During processing, dust may form explosive mixture in air.
t) Oxidizing properties	No data available

9.2 Other safety information

Bulk density	1.8 - 3.2 kg/m ³
--------------	-----------------------------

10. STABILITY AND REACTIVITY**10.1 Reactivity**

No data available

10.2 Chemical stability

Stable under recommended storage conditions.

10.3 Possibility of hazardous reactions

Dust may form explosive mixture in air.

10.4 Conditions to avoid

No data available

10.5 Incompatible materials

Strong oxidizing agents, Acids and bases

10.6 Hazardous decomposition products

Other decomposition products - No data available

In the event of fire: see section 5

11. TOXICOLOGICAL INFORMATION

11.1 Information on toxicological effects

Acute toxicity

No data available (Zinc powder (stabilized))

Inhalation: No data available (Zinc powder (stabilized))

Dermal: No data available (Zinc powder (stabilized))

No data available (Zinc powder (stabilized))

Skin corrosion/irritation

No data available (Zinc powder (stabilized))

Serious eye damage/eye irritation

No data available (Zinc powder (stabilized))

Respiratory or skin sensitisation

Did not cause sensitisation on laboratory animals. (Zinc powder (stabilized))

Germ cell mutagenicity

No data available (Zinc powder (stabilized))

Carcinogenicity

IARC: No component of this product present at levels greater than or equal to 0.1% is identified as probable, possible or confirmed human carcinogen by IARC.

ACGIH: No component of this product present at levels greater than or equal to 0.1% is identified as a carcinogen or potential carcinogen by ACGIH.

NTP: No component of this product present at levels greater than or equal to 0.1% is identified as a known or anticipated carcinogen by NTP.

OSHA: No component of this product present at levels greater than or equal to 0.1% is identified as a carcinogen or potential carcinogen by OSHA.

Reproductive toxicity

No data available (Zinc powder (stabilized))

No data available (Zinc powder (stabilized))

Specific target organ toxicity - single exposure

No data available (Zinc powder (stabilized))

Specific target organ toxicity - repeated exposure

No data available

Aspiration hazard

No data available (Zinc powder (stabilized))

Additional Information

RTECS: ZG8600000

To the best of our knowledge, the chemical, physical, and toxicological properties have not been thoroughly investigated.

Effects due to ingestion may include:, chills, dry throat, sweet taste, Fever, Cough, Nausea, Vomiting, Weakness, Contact with eyes or skin may cause:, Irritation (Zinc powder (stabilized))

12. ECOLOGICAL INFORMATION

12.1 Toxicity

Toxicity to fish	LC50 - Cyprinus carpio (Carp) - 450 µg/l - 96 h (Zinc powder (stabilized))
Toxicity to daphnia and other aquatic invertebrates	LC50 - Daphnia magna (Water flea) - 0.068 mg/l - 48 h (Zinc powder (stabilized))
	mortality NOEC - Daphnia (water flea) - 0.101 - 0.14 mg/l - 7 d (Zinc powder (stabilized))

12.2 Persistence and degradability

The methods for determining the biological degradability are not applicable to inorganic substances.

12.3 Bioaccumulative potential

Bioaccumulation Algae - 7 d
at 16 °C - 5 µg/l (Zinc powder (stabilized))

Bioconcentration factor (BCF): 466

12.4 Mobility in soil

No data available (Zinc powder (stabilized))

12.5 Results of PBT and vPvB assessment

PBT/vPvB assessment not available as chemical safety assessment not required/not conducted

12.6 Other adverse effects

An environmental hazard cannot be excluded in the event of unprofessional handling or disposal.
Very toxic to aquatic life with long lasting effects.

No data available

13. DISPOSAL CONSIDERATIONS

13.1 Waste treatment methods

Product

Offer surplus and non-recyclable solutions to a licensed disposal company.

Contaminated packaging

Dispose of as unused product.

14. TRANSPORT INFORMATION

DOT (US)

UN number: 3077 Class: 9 Packing group: III
Proper shipping name: Environmentally hazardous substances, solid, n.o.s. (Zinc powder (stabilized))
Reportable Quantity (RQ): 1020 lbs

Poison Inhalation Hazard: No

IMDG

UN number: 3077 Class: 9 Packing group: III EMS-No: F-A, S-F
Proper shipping name: ENVIRONMENTALLY HAZARDOUS SUBSTANCE, SOLID, N.O.S. (Zinc powder (stabilized))
Marine pollutant: yes

IATA

UN number: 3077 Class: 9 Packing group: III
Proper shipping name: Environmentally hazardous substance, solid, n.o.s. (Zinc powder (stabilized))

Further information

EHS-Mark required (ADR 2.2.9.1.10, IMDG code 2.10.3) for single packagings and combination packagings containing inner packagings with Dangerous Goods > 5L for liquids or > 5kg for solids.

15. REGULATORY INFORMATION

SARA 302 Components

No chemicals in this material are subject to the reporting requirements of SARA Title III, Section 302.

SARA 313 Components

The following components are subject to reporting levels established by SARA Title III, Section 313:

	CAS-No.	Revision Date
Zinc oxide	1314-13-2	2007-03-01
Zinc powder (stabilized)	7440-66-6	1993-04-24

SARA 311/312 Hazards

No SARA Hazards

Massachusetts Right To Know Components

	CAS-No.	Revision Date
Zinc powder (stabilized)	7440-66-6	1993-04-24
Zinc oxide	1314-13-2	2007-03-01

Pennsylvania Right To Know Components

	CAS-No.	Revision Date
Zinc powder (stabilized)	7440-66-6	1993-04-24
Zinc oxide	1314-13-2	2007-03-01

New Jersey Right To Know Components

	CAS-No.	Revision Date
Zinc powder (stabilized)	7440-66-6	1993-04-24
Zinc oxide	1314-13-2	2007-03-01

California Prop. 65 Components

This product does not contain any chemicals known to State of California to cause cancer, birth defects, or any other reproductive harm.

16. OTHER INFORMATION

Full text of H-Statements referred to under sections 2 and 3.

	May form combustible dust concentrations in air
Aquatic Acute	Acute aquatic toxicity
Aquatic Chronic	Chronic aquatic toxicity
H400	Very toxic to aquatic life.
H410	Very toxic to aquatic life with long lasting effects.

HMIS Rating

Health hazard:	0
Chronic Health Hazard:	
Flammability:	0
Physical Hazard	0

NFPA Rating

Health hazard:	0
Fire Hazard:	0
Reactivity Hazard:	0

Further information

Copyright 2015 Sigma-Aldrich Co. LLC. License granted to make unlimited paper copies for internal use only. The above information is believed to be correct but does not purport to be all inclusive and shall be used only as a guide. The information in this document is based on the present state of our knowledge and is applicable to the product with regard to appropriate safety precautions. It does not represent any guarantee of the properties of the product. Sigma-Aldrich Corporation and its Affiliates shall not be held liable for any damage resulting from handling or from contact with the above product. See www.sigma-aldrich.com and/or the reverse side of invoice or packing slip for additional terms and conditions of sale.

Preparation Information

Sigma-Aldrich Corporation
Product Safety – Americas Region
1-800-521-8956

Version: 5.8

Revision Date: 10/12/2015

Print Date: 05/01/2016