



Haley & Aldrich of New York
200 Town Centre Drive
Suite 2
Rochester, NY 14623
585.359.9000

25 August 2015
File No. 28590-025

Ferry Landings, LLC
485 West Putnam Avenue
Greenwich, CT 06830

Attention: Carl Monheit
Senior Director of Development and Chief Engineer

Subject: Tarrytown Former MGP Site
Post-Remediation Groundwater Monitoring - 2014 Data
Tarrytown, New York
Brownfield Site #C3600069

Ladies and Gentlemen:

We are pleased to submit this report which documents groundwater monitoring operations at the Tarrytown Former Manufactured Gas Plant (MGP) Site for 2014. The report also documents repair of the two up-gradient wells in 2015. Remediation ended and construction of the Hudson Harbor development began in 2005; site development continues to date. See Figure 1 for the site location.

PURPOSE

This report summarizes groundwater monitoring activities, which are requirements of the Site Management Plan (SMP), dated 10 August 2010 and approved by the New York State Department of Environmental Conservation (NYSDEC) on 26 August 2010.

GROUNDWATER MONITORING NETWORK

Five monitoring wells are used for post-remediation monitoring, two up-gradient and three down-gradient. The well locations are shown on Figure 2, as follows:

Up-gradient Wells

- MW-29: near the eastern site property line, northern location, and
- MW-12: near the eastern site property line, southern location.

Down-gradient Wells

- MW-20: near the western site property line (near Hudson River), northern location,
- MW-21: near the western site property line (near Hudson River), central location, and
- MW-24: near the western site property line (near Hudson River), southern location.

In addition, observation and recovery wells associated with the northern DNAPL recovery system and the western DNAPL recovery system are also located on site. These wells are specific to the DNAPL systems (performance and operation), and they are not associated with post remediation site groundwater monitoring.

GROUNDWATER MONITORING

Groundwater monitoring has occurred at the site during and since completion of remediation in 2005. During 2014, groundwater monitoring was performed in accordance with the Groundwater Monitoring Plan included in the SMP. Samples were collected using Operating Procedure OP3013 - Monitored Natural Attenuation Groundwater Sample Collection Procedure, 2003, which is appended to the NYSDEC-approved Groundwater Monitoring Plan.

Samples collected were analyzed for required parameters listed on the attached Table 1 (which was derived from Table 2 of the NYSDEC-approved Groundwater Monitoring Plan), including:

- Volatile organic compounds (VOCs) benzene, toluene, ethylbenzene, and xylenes (BTEX);
- Semi-volatile organic compounds (SVOCs) classified as polycyclic aromatic hydrocarbons (PAHs); and
- Attenuation Indicators iron, manganese, nitrate, nitrite, sulfate, Total Organic Carbon (TOC), Dissolved Organic Carbon (DOC), sulfide, Biochemical Oxygen Demand (BOD), and Chemical Oxygen Demand (COD).

Chemical analyses were performed by Phoenix Environmental Laboratories, Inc. (Phoenix), a NYSDOH Environmental Laboratory Approval Program (ELAP) certified laboratory.

Results for the 2006 through 2014 sampling rounds are on Table 2 (attached). Results are compared to the Class GA Groundwater values listed in Division of Water Technical and Operational Guidance Series 1.1.1, Ambient Water Quality Standards and Guidance Values and Groundwater Effluent Limitations, NYSDEC, June 1998 (TOGS 1.1.1). A summary of analytes detected during the three most current sampling rounds at concentrations greater than the TOGS 1.1.1 Class GA Groundwater Standards and Guidance Values (the comparison criteria) are on Table 3 (attached). Appendix A contains the laboratory reports for the groundwater sampling analyses.

For five PAH compounds (Benz(a)anthracene, Benzo(b)fluoranthene, Benzo(k)fluoranthene, Chrysene, and Indeno(1,2,3-cd)pyrene), the laboratory method detection limit of 0.02 ug/L is greater than the TOGS 1.1.1 Class GA Groundwater comparison criterion (0.002 ug/L). Phoenix reported that concentrations of these PAHs less than the reporting limit of 0.02 ug/L cannot be measured in NYSDOH ELAP laboratories.

2014 RESULTS SUMMARY

The 2014 groundwater sampling round was performed on 10 and 11 November 2014 using low flow procedures. Well purging, sampling, sample containment, chain of custody and sample shipping procedures, and laboratory analyses were completed as required by the SMP. Results, compared to the TOGS 1.1.1 Class GA Groundwater standards and guidance values are provided in Table 2 and Table 3 (attached) and are summarized as follows:

MW-29 (up-gradient): Iron and manganese concentrations were greater than the comparison criteria; however these concentrations were consistent with previous results since the inception of sampling in 2006. No VOC compounds were detected at concentrations greater than the comparison criteria, consistent with previous rounds. Concentrations of five PAH compounds (Benz(a)anthracene, Benzo(b)fluoranthene, Benzo(k)fluoranthene, Chrysene, and Indeno(1,2,3-cd)pyrene) were greater than the comparison criteria; these SVOC concentrations were consistent with previous results. These compounds are the five PAH's that laboratories cannot detect at concentrations as low as the comparison criteria. Benzo(a)pyrene, for which any detection exceeds the comparison criterion, had a concentration slightly greater than the detection limit. Ten other SVOCs were detected at concentrations less than the comparison criteria.

Concentrations of certain parameters (particularly 11 PAHS, nitrate as nitrogen, and sulfate) were observed to be significantly greater than the concentrations measured during the previous monitoring rounds. This is the first time that most of these PAH compounds were detected at concentrations greater than laboratory detection limits. These anomalies are likely due to high turbidity in the sample (initially greater than 1,000 NTU and stabilizing at about 129 NTU during purging prior to sampling) compared to previous turbidity levels at this well and contemporaneous turbidity levels at the other monitoring wells. PAHs bind tightly to fine particulates and the elevated concentrations detected are likely due to the extraction of the PAHs from the suspended particulates in the sample.

MW-12 (up-gradient): Iron concentration was greater than the comparison criteria; however the concentration was consistent with previous results. No VOC compounds were detected at concentrations greater than the comparison criteria. Since monitoring began, this is the first time there were no VOC exceedances. Four PAH compounds (Acenaphthene, Benz(a)anthracene, Chrysene, and Naphthalene) were detected at concentrations greater than the comparison criteria; these PAH concentrations were consistent with previous results. Current and past concentrations of PAHs have trended in a limited range greater the comparison criteria, indicating a general consistent quality of up-gradient groundwater coming onto the site.

MW-20 (down-gradient): Iron was detected at a concentration slightly greater than the comparison criteria; this concentration is consistent with previous results. No VOC compounds were detected at concentrations greater than the comparison criteria. Two PAH compounds (Benz(a)anthracene and Benzo(b)fluoranthene) were detected at concentrations greater than the comparison criteria; however the concentrations were less than concentrations measured in 2011 and 2013. Results of the duplicate sample from MW 20 compared well to the identified sample from well MW 20.

MW 21 (down-gradient): Iron was detected at a concentration slightly greater than the comparison criteria; this concentration is consistent with previous results. Benzene was detected at a concentration slightly greater than the comparison criteria; this is the first exceedance for benzene in 6 rounds (6 years). One PAH compound (Benz(a)anthracene) concentration was detected at a concentration greater than the comparison criteria. This is the first PAH exceedance in 3 rounds (3 years). In general, the PAH concentrations were consistent with previous rounds.

MW 24 (down-gradient): No metals, VOCs or PAH compounds were detected at concentrations greater than the comparison criteria, which is consistent with previous results.

COMPARISON OF UP-GRADIENT TO DOWN-GRADIENT WELLS

In general, concentrations of parameters in the down-gradient wells were less than or equal to the up-gradient concentrations, specifically:

- Detected BTEX compound concentrations in up-gradient wells were greater than down-gradient wells.
- Concentrations of detected PAH compounds in up-gradient wells were greater than down-gradient wells.
- Iron and Manganese concentrations in up-gradient wells were greater than or equivalent to down gradient wells.

WELL REPAIRS

To address elevated turbidity in up-gradient well MW-29, we inspected and repaired the two up-gradient wells (well head, well protection (stick-up pipe) and surface seal). The protector pipe for MW-12 was damaged and the protector pipe for MW-29 was broken. In January 2015, maintenance and repair of the two up-gradient wells (MW-12 and MW-29) consisted of removing the protective pipe, concrete securing the protective pipe, and bentonite seal and installing a new protective pipe, concrete to secure the protective pipe, and bentonite seal to prevent surface water from entering the well. The PVC risers were adjusted (raised/lowered) to accommodate the new protection pipe height and a new plug installed. The adjusted top of PVC elevation was surveyed.

On 14 August 2015, about 60 gallons was purged from MW-29 using a removable submersible pump to remove turbid water. The water was disposed with DNAPL removed from the DNAPL recovery wells on 14 August 2015. The riser for MW-29 was broken inside the protective pipe near the ground surface. The riser may have been broken when paving adjacent to the well. MW-12 was buried beneath a temporary soil stockpile and was not accessible for purging on 14 August 2015.

On 20 August 2015, about 20 gallons was purged from MW-29 and about 15 gallons was purged from MW-12 using a removable submersible pump to remove turbid water. The water was stored on site in covered 5-gallon pails for disposal with DNAPL in October 2015. The riser for MW-29 was stabilized using quick setting cement.

RECOMMENDATIONS

Based on several years of groundwater quality results which consistently indicate the site remedy is effective, we recommend that this report be submitted to NYSDEC with a request to decrease frequency of sampling to a biennial (once every two years) basis.

SUMMARY

This groundwater monitoring report summarizes the data for 2014. The pattern of overall groundwater quality at the site, where detected up-gradient concentrations were generally greater for selected compounds than down-gradient concentrations held true in 2014. Overall, groundwater concentrations for detected compounds at the down-gradient wells are not considered to be related to the former Manufactured Gas Plant (MGP).

The objective of groundwater monitoring is to determine if groundwater quality meets NYS groundwater standards and guidance values, assess achievement of the remedial performance criteria and evaluate site information periodically to confirm that the remedy continues to be effective in protecting public health and the environment. Based on the results, while there are some exceedances of groundwater standards and guidance values, the consistency of results over the period of monitoring and consistency of down-gradient versus up-gradient water quality indicates the remedy continues to be effective.

The SMP and the Environmental Easement specify that the use of untreated groundwater from the Site for any purpose is not permitted. There continue to be no groundwater uses at the Site; given the monitoring results to date, and without the potential exposure pathway of groundwater use, the remedy at the site remains protective of human health with respect to groundwater quality.

CLOSING

Once site development is completed and assuming groundwater quality results continue to indicate the site remedy is effective, we expect to recommend a request be submitted to the NYSDEC to cease groundwater monitoring and that the monitoring wells be properly decommissioned.

In accordance with the OM&M Plan, groundwater monitoring will continue annually, until the NYSDEC approves an alternative schedule. The 2015 groundwater monitoring round is scheduled for late 2015.

Sincerely yours,
HALEY & ALDRICH OF NEW YORK



Gary F. Fuerstenberg, P.E.
Senior Project Manager



Vincent B. Dick
Senior Vice President

Attachments:

Table 1 – Sampling Parameters and Recommended Analytical Methods

Table 2 – 2006 - 2014 Groundwater Monitoring Results

Table 3 – 2012 - 2014 Groundwater Monitoring Results Summary

Figure 1 – Project Locus

Figure 2 – Site Plan

Appendix A – Laboratory Reports for the Groundwater Analyses

Z:\28590\015 Interim and Annual Reports\2014 GW Report - August 2015\Text\2015-0825_GW Mon Rpt 2014_F.docx

TABLES

Tarrytown Former MGP Site

Source: Site Management Plan Appendix F - Table 2

Table 1 - Sampling Parameters and Recommended Analytical Methods

Analyte	Analytical Method
BTEX	
Benzene	8260B
Toluene	8260B
Ethlybenzene	8260B
O-Xylene	8260B
M&P-Xylene	8260B
Polyaromatic Hydrocarbons (PAH)	
Acenaphthene	8270C
Acenaphthylene	8270C
Anthracene	8270C
Benz(a)anthracene	8270C
Benzo(a)pyrene	8270C
Benzo(b)fluoranthene	8270C
Benzo(ghi)fluoranthene	8270C
Chysene	8270C
Dibenz(a,h)anthracene	8270C
Fluoranthene	8270C
Fluorene	8270C
Indeno(1,2,3-cd)pyrene	8270C
Napthalene	8270C
Phenanthrene	8270C
Pyrene	8270C
Attenuation Indicators	
FIELD PARAMETERS	
Dissolved Oxygen	Field Probe
Oxygen-Reduction Potential	Field Probe
pH	Field Probe
Specific Conductance	Field Probe
Temperature	Field Probe
Ferrous Iron (Fe ²⁺)	Field Probe
Carbon Dioxide	Field Probe
Alkalinity	Field Probe
Turbidity	Field Probe
LABORATORY PARAMETERS	
Biochemical Oxygen Demand	5210B
Chemical Oxygen Demand	5520C, 5520D
Dissolved Organic Carbon	415.1
Total Organic Carbon	9060
Sulfate	375.4
Sulfide	376.1, 376.2
Nitrate	353.2
Nitrite	353.2
Total Iron	6010
Manganese	6010

Table - 2
Tarrytown Former MGP Site Groundwater Samples
2006 - 2014 Groundwater Monitoring Results
Tarrytown, New York
Page 1 of 5

Parameter	NYSDEC TOGS 1.1.1 Class GA Groundwater ⁽¹⁾ Date Sampled	MW-29 (Up-Gradient)								
		8/17/2006	12/17/2007	7/28/2008	12/8/2009	12/21/2010	12/20/2011	5/29/2013	11/19/2013	11/10/2014
BTEX⁽⁵⁾	(ug/L)									
Benzene	1	<1.0	<1.0	<1.0	<1.0	<1.0	<1.0	<1.0	<1.0	<1.0
Toluene	5	<1.0	<3.0	<1.0	<1.0	<1.0	<1.0	<1.0	<1.0	<1.0
Ethyl Benzene	5	<1.0	<1.0	<1.0	<1.0	<1.0	<1.0	<1.0	<1.0	<1.0
o-Xylene	5	<1.0	<1.0	<1.0	<1.0	<1.0	<1.0	<1.0	<1.0	<1.0
p&m-Xylene	5	<1.0	<1.0	<1.0	<1.0	<1.0	<2.0	<2.0	<2.0	<2.0
Xylene (Total)	5	ND	ND	ND	ND	<1.0	<3.0	<3.0	<3.0	<3.0
PAH⁽⁷⁾	(ug/L)									
Acenaphthene	20	<10	<10	<10	<10	<2.5	<2.5	<0.1	<0.1	0.1
Acenaphthylene	N/A ^(8,11)	<10	<10	<10	<0.3	<0.3	<0.3	<0.1	<0.1	0.33
Anthracene	50	<10	<10	<10	<10	<2.5	<2.5	<0.1	<0.1	0.23
Benz(a)anthracene	0.002	<10	<10	<10	<0.06	<0.02	<0.02	0.06	0.02	0.25
Benzo(a)pyrene	ND	<10	<10	<10	<0.2	<0.02	<0.02	0.05	<0.02	0.4
Benzo(b)fluoranthene	0.002	<10	<10	<10	<0.08	<0.02	<0.02	<0.02	<0.02	0.51
Benzo(g,h,i)perylene	N/A ^(8,11)	<10	<10	<10	<4	<2.5	<2.5	<0.1	<0.1	0.29
Benzo(k)fluoranthene	0.002	<10	<10	<10	<0.3	<0.02	<0.02	<0.02	<0.02	0.22
Chrysene	0.002	<10	<10	<10	<2	<0.02	<0.02	0.05	<0.02	0.3
Dibenz(a,h)anthracene	N/A ^(8,11)	<10	<10	<10	<0.2	<0.01	<0.01	<0.01	<0.01	<0.01
Fluoranthene	50	<10	<10	<10	<10	<2.5	<2.5	<0.1	<0.1	0.63
Fluorene	50	<10	<10	<10	<10	<2.5	<2.5	<0.1	<0.1	0.13
Indeno(1,2,3-cd)pyrene	0.002	<10	<10	<10	<0.2	<0.02	<0.02	0.05	<0.02	0.23
Naphthalene	10	<10	<10	<10	<10	<2.5	<2.5	0.13	<0.1	<0.1
Phenanthrene	50	<10	<10	<10	<0.07	<0.07	<0.07	<0.07	<0.07	0.35
Pyrene	50	<10	<10	<10	<10	<2.5	<2.5	<0.1	<0.1	0.96
ATTENUATION INDICATORS										
Field Parameters										
Dissolved Oxygen (mg/L)	N/A ^(10,11)							0.46	0.81	0.00
Oxygen-Reduction Potential (mV)	N/A ⁽¹¹⁾							-102	-22	-68
pH (Standard)	6.5 - 8.5 ⁽¹⁰⁾							7.0	7.0	7.2
Specific Conductance (mS/cm)	N/A ⁽¹¹⁾							5.93	5.80	10.30
Temperature (°C)	N/A ⁽¹¹⁾							20.5	16.2	18.8
Turbidity (NTU)	5 ⁽¹⁰⁾							22.7	6.5	129.0
Laboratory Parameters										
Nitrate as Nitrogen	10	0.06	<0.05	0.06	0.54	<0.05	0.14	<0.05	<0.05	<0.05
Nitrite as Nitrogen	1	<0.01	<0.01	<0.01	<0.01	<0.01	<0.01	<0.01	<0.01	7.35
Nitrate and Nitrite	10	0.06	<0.05	0.06	0.54	<0.05	0.14	<0.05	<0.05	7.35
Sulfate	250	30	30	37	210	51	47.4	54	113	780
Total Organic Carbon	N/A ⁽¹¹⁾	4.2	31	5	3.2	3.4	2.8	3.4	12	7
Dissolved Organic Carbon	N/A ⁽¹¹⁾	2.8	20	2.9	3.1	3.2	2.8	2.9	12	7
Sulfide	1	<0.05	<0.2	<0.1	<0.1	NR	NR	<0.1	<0.1	<0.1
B.O.D./5 day	N/A ⁽¹¹⁾	<2.0	7.4	<4.0	<4.0	<4.0	<4.0	<4.0	<4.0	<4.0
C.O.D.	N/A ⁽¹¹⁾	12	45	54	76	75	52	53	72	104
Total Iron	0.3	1.05	12.8	7.14	15.7	5.97	9.40	4.92	5.39	9.46
Manganese	0.3	1.01	0.71	1.25	1.45	1.17	1.10	1.01	0.93	2.05
Iron and Manganese Total	0.5	2.06	13.51	8.39	17.15	7.14	10.50	5.93	6.32	11.51

Notes:

- (A) Concentrations shown in bold were detected.
 (B) <0.1, for example, means the analyte was not detected and the detection limit was 0.1.
 (C) Concentrations greater than the NYSDEC TOGS 1.1.1 standards and guidance values are shaded gray.

Footnotes:

- (1) NYSDEC Division of Water Technical Operational Guidance Series (1.1.1) Ambient Water Quality Standards and Guidance Values and Groundwater Effluent Limitations. June 1998.
 (6) 10 NYCRR Part 5-Subpart 5-1 Public Water Systems - Tables
 (8) Not regulated by the Principal Organic Contaminant (POC) Groundwater Standard (TOGS 1.1.1 page 5).
 (10) 6 NYCRR 703.3 Water quality standards for pH, dissolved oxygen, dissolved solids, odor, color and turbidity.
 (11) N/A - No Class GA groundwater standard or guidance value.

Acronyms:

- BTEX = volatile organic compounds: Benzene, Toluene, Ethylbenzene, and Xylene
 ND - A non-detectable concentration by the approved analytical methods referenced in 6 NYCRR Part 700.3.
 NR = Not Reported
 NYSDEC = New York State Department of Environmental Conservation
 PAH = semi-volatile organic compounds classified as Polycyclic Aromatic Hydrocarbons.
 SVOC = Semivolatile Organic Compound
 VOC = Volatile Organic Compound

Table - 2
Tarrytown Former MGP Site Groundwater Samples
2006 - 2014 Groundwater Monitoring Results
Tarrytown, New York
Page 2 of 5

Parameter	NYSDEC TOGS 1.1.1 Class GA Groundwater ⁽¹⁾ Date Sampled	MW-12 (Up-Gradient)								
		9/19/1996	8/17/2006	12/17/2007	12/8/2009	12/20/2010	12/21/2011	5/29/2013	11/19/2013	11/10/2014
BTEX⁽⁵⁾	(ug/L)									
Benzene	1	ND	<1.0	<1.0	<1.0	<1.0	<1.0	<1.0	< 2.0	<1.0
Toluene	5	ND	1.6	<5.0	<1.0	<1.0	<1.0	<1.0	< 2.0	<1.0
Ethyl Benzene	5	ND	20	9.6	2.6	<1.0	1.2	4	< 2.0	1.2
o-Xylene	5	N/A	39	14	16	<1.0	7.9	<2	9.4	3.8
p&m-Xylene	5	N/A	14	6.1	4.5	<1.0	2.3	5.9	< 4.0	<2.0
Xylene (Total)	5	10	53	20.1	20.5	<1.0	10.2	17.9	9.4	3.8
PAH⁽⁷⁾	(ug/L)									
Acenaphthene	20	7	41	18	77	57	51	<50	72	36
Acenaphthylene	N/A ^(8,11)	9	<10	<10	5	8.1	7.3	<50	4.9	3
Anthracene	50	ND	<10	<10	<10	<2.5	<2.8	<50	1.5	1.3
Benz(a)anthracene	0.002	ND	<10	<10	<0.06	0.084	0.089	<50	0.06	0.04
Benzo(a)pyrene	ND	N/A	<10	<10	<0.2	0.068	0.078	<50	<0.02	<0.02
Benzo(b)fluoranthene	0.002	N/A	<10	<10	<0.08	0.074	0.089	<50	0.03	<0.02
Benzo(g,h,i)perylene	N/A ^(8,11)	N/A	<10	<10	<4	<2.5	<2.8	<50	<0.1	<0.01
Benzo(k)fluoranthene	0.002	N/A	<10	<10	<0.3	0.023	<0.022	<50	<0.02	<0.02
Chrysene	0.002	ND	<10	<10	<2	0.067	0.078	<50	0.04	0.03
Dibenz(a,h)anthracene	N/A ^(8,11)	ND	<10	<10	<0.2	0.015	< 0.011	<50	<0.01	<0.01
Fluoranthene	50	ND	<10	<10	<10	<2.5	<2.8	<50	0.2	0.19
Fluorene	50	ND	13	<10	<10	13	8.8	<50	14	8.7
Indeno(1,2,3-cd)pyrene	0.002	N/A	<10	<10	<0.2	0.045	0.056	<50	<0.02	<0.02
Naphthalene	10	16	600	280	400	44	110	290	96	53
Phenanthrene	50	ND	11	<10	3.9	6.4	3	<50	7	4.7
Pyrene	50	ND	<10	<10	<10	<2.5	<2.8	<50	0.27	0.28
ATTENUATION INDICATORS										
Field Parameters										
Dissolved Oxygen (mg/L)	N/A ^(10,11)							0.54	0.91	0.00
Oxygen-Reduction Potential (mV)	N/A ⁽¹¹⁾							-148	-13	-132
pH (Standard)	6.5 - 8.5 ⁽¹⁰⁾							6.8	6.9	7.3
Specific Conductance (mS/cm)	N/A ⁽¹¹⁾							1.06	0.95	0.69
Temperature (°C)	N/A ⁽¹¹⁾							16.4	15.7	19.5
Turbidity (NTU)	5 ⁽¹⁰⁾							3.2	0.0	4.8
Laboratory Parameters										
Nitrate as Nitrogen	10	N/A	0.05	<0.05	<0.05	0.05	<0.05	<0.05	<0.05	<0.05
Nitrite as Nitrogen	1	N/A	<0.01	<0.01	<0.01	<0.01	<0.01	<0.01	<0.01	<0.01
Nitrate and Nitrite	10	N/A	0.05	<0.05	<0.05	0.05	<0.05	<0.05	<0.05	<0.05
Sulfate	250	N/A	34	110	<3.0	7.1	13.1	<3.0	10.3	<3.0
Total Organic Carbon	N/A ⁽¹¹⁾	N/A	20	93	17	23	15	20	18	15
Dissolved Organic Carbon	N/A ⁽¹¹⁾	N/A	15	90	15	19	14	18	15	12
Sulfide	1	N/A	<0.05	0.21	<0.1	NR	NR	0.1	<0.1	<0.1
B.O.D./5 day	N/A ⁽¹¹⁾	N/A	8.7	16	8.3	<4.0	<4.0	12	7.6	7.8
C.O.D.	N/A ⁽¹¹⁾	N/A	51	100	55	68	43	62	52	46
Total Iron	0.3	N/A	17.2	52.5	17.2	22.9	23.0	27.8	15.8	18.1
Manganese	0.3	N/A	0.31	0.50	0.27	0.22	0.26	0.17	0.16	0.18
Iron and Manganese Total	0.5	N/A	17.51	53.00	17.47	23.12	23.26	27.97	15.96	18.28

Notes:

- (A) Concentrations shown in bold were detected.
 (B) <0.1, for example, means the analyte was not detected and the detection limit was 0.1.
 (C) Concentrations greater than the NYSDEC TOGS 1.1.1 standards and guidance values are shaded gray.

Footnotes:

- (1) NYSDEC Division of Water Technical Operational Guidance Series (1.1.1) Ambient Water Quality Standards and Guidance Values and Groundwater Effluent Limitations. June 1998.
 (6) 10 NYCRR Part 5-Subpart 5-1 Public Water Systems - Tables
 (8) Not regulated by the Principal Organic Contaminant (POC) Groundwater Standard (TOGS 1.1.1 page 5).
 (10) 6 NYCRR 703.3 Water quality standards for pH, dissolved oxygen, dissolved solids, odor, color and turbidity.
 (11) N/A - No Class GA groundwater standard or guidance value.

Acronyms:

- BTEX = volatile organic compounds: Benzene, Toluene, Ethylbenzene, and Xylene
 ND - A non-detectable concentration by the approved analytical methods referenced in 6 NYCRR Part 700.3.
 NR = Not Reported
 NYSDEC = New York State Department of Environmental Conservation
 PAH = semi-volatile organic compounds classified as Polycyclic Aromatic Hydrocarbons.
 SVOC = Semivolatile Organic Compound
 VOC = Volatile Organic Compound

Table - 2
Tarrytown Former MGP Site Groundwater Samples
2006 - 2014 Groundwater Monitoring Results
Tarrytown, New York
Page 3 of 5

Parameter	NYSDEC TOGS 1.1.1 Class GA Groundwater ⁽¹⁾ Date Sampled	MW-20 (Down-Gradient)									MW-20 DUP 121807	MW-20 DUP 120809	MW-20 DUP 111913	MW-20 DUP 111114
		8/17/2006	12/18/2007	7/29/2008	12/8/2009	12/22/2010	12/19/2011	5/30/2013	11/19/2013	11/11/2014	12/18/2007	12/8/2009	11/19/2013	11/11/2014
BTEX⁽⁵⁾	(ug/l)													
Benzene	1	<1.0	<1.0	3.1	<1.0	<1.0	<1.0	<0.7	<1.0	<1.0	<1.0	<1.0	<1.0	<1.0
Toluene	5	<1.0	<3.0	<1.0	<1.0	<1.0	<1.0	<1.0	<1.0	<1.0	<3.0	<1.0	<1.0	<1.0
Ethyl Benzene	5	<1.0	<1.0	<1.0	<1.0	<1.0	<1.0	<1.0	<1.0	<1.0	<1.0	<1.0	<1.0	<1.0
o-Xylene	5	<1.0	<1.0	<1.0	<1.0	<1.0	<1.0	<1.0	<1.0	<1.0	<1.0	<1.0	<1.0	<1.0
m&Xylene	5	<1.0	<1.0	<1.0	<1.0	<1.0	<2.0	<2.0	<2.0	<2.0	<1.0	<1.0	<2.0	<2.0
Xylene (Total)	5	<2.0	<2.0	<2.0	<2.0	<1.0	<3.0	<3.0	<3.0	<3.0	<2.0	<2.0	<3.0	<3.0
PAH⁽⁷⁾	(ug/L)													
Acenaphthene	20	<10	<10	<10	<10	<2.5	<2.5	0.91	<0.1	<0.1	<10	<10	<0.1	<0.1
Acenaphthylene	N/A ^(8,11)	<10	<10	<10	<0.3	<0.3	<0.3	0.29	<0.1	<0.1	<10	<0.3	<0.1	<0.1
Anthracene	50	<10	<10	<10	<10	<2.5	<2.5	<0.1	<0.1	<0.1	<10	<10	<0.1	<0.1
Benz(a)anthracene	0.002	<10	<10	<10	<0.06	0.023	0.09	0.06	0.02	0.02	<10	<0.06	<0.02	0.02
Benzo(a)pyrene	ND	<10	<10	<10	<0.2	<0.02	0.11	0.05	<0.02	<0.02	<10	<0.2	<0.02	<0.02
Benzo(b)fluoranthene	0.002	<10	<10	<10	<0.08	<0.02	0.13	0.04	<0.02	0.02	<10	<0.08	<0.02	<0.02
Benzo(g,h,i)perylene	N/A ^(8,11)	<10	<10	<10	<4	<2.5	<2.5	<0.1	<0.1	<0.1	<10	<4.0	<0.1	<0.1
Benzo(k)fluoranthene	0.002	<10	<10	<10	<0.3	<0.02	0.05	<0.02	<0.02	<0.02	<10	<0.3	<0.02	<0.02
Chrysene	0.002	<10	<10	<10	<2	<0.02	0.07	0.05	<0.02	<0.02	<10	<2	<0.02	<0.02
Dibenz(a,h)anthracene	N/A ^(8,11)	<10	<10	<10	<0.2	<0.01	0.01	0.01	<0.01	<0.01	<10	<0.2	<0.01	<0.01
Fluoranthene	50	<10	<10	<10	<10	<2.5	<2.5	0.24	<0.1	<0.1	<10	<10	<0.1	<0.1
Fluorene	50	<10	<10	<10	<10	<2.5	<2.5	0.1	<0.1	<0.1	<10	<10	<0.1	<0.1
Indeno(1,2,3-cd)pyrene	0.002	<10	<10	<10	<0.2	<0.02	0.06	<0.02	<0.02	<0.02	<10	<0.2	<0.02	<0.02
Naphthalene	10	<10	<10	<10	<10	<2.5	<2.5	<0.1	<0.1	<0.1	<10	<10	<0.1	<0.1
Phenanthrene	50	<10	<10	<10	<0.07	<0.07	0.07	0.07	<0.07	<0.07	<10	<0.07	<0.07	<0.07
Pyrene	50	<10	<10	<10	<10	<2.5	<2.5	0.17	<0.1	<0.1	<10	<10	<0.1	<0.1
ATTENUATION INDICATORS														
Field Parameters														
Dissolved Oxygen (mg/L)	N/A ^(10,11)							0.40	1.69	0.00				
Oxygen-Reduction Potential (mV)	N/A ⁽¹¹⁾							-205	92	99				
pH (Standard)	6.5 - 8.5 ⁽¹⁰⁾							8.1	8.7	8.0				
Specific Conductance (mS/cm)	N/A ⁽¹¹⁾							4.77	8.32	13.30				
Temperature (°C)	N/A ⁽¹¹⁾							21.8	14.0	16.9				
Turbidity (NTU)	5 ⁽¹⁰⁾							152.0	21.2	5.4				
Laboratory Parameters														
Nitrate as Nitrogen	10	<0.05	<0.05	0.05	0.55	NR	0.39	0.07	0.27	0.57	<0.05	0.54	0.23	0.6
Nitrite as Nitrogen	1	<0.01	<0.01	<0.01	<0.01	<0.01	<0.01	<0.01	<0.01	<0.01	<0.01	<0.01	<0.01	<0.01
Nitrate and Nitrite	10	<0.05	<0.05	0.05	0.55	NR	0.39	0.07	0.27	0.57	<0.05	0.54	0.23	0.6
Sulfate	250	34	240	240	210	390	60.8	173	364	523	240	210	369	400
Total Organic Carbon	N/A ⁽¹¹⁾	3.5	12	4.6	3.2	3.5	4.1	3.3	2.7	2.7	5.7	3.2	2.4	2.6
Dissolved Organic Carbon	N/A ⁽¹¹⁾	2.2	11	3.9	3.3	3.0	3.3	3.2	2.6	2.7	4.9	3.1	2.4	2.3
Sulfide	1	<0.05	<0.2	<0.1	<0.1	NR	NR	<0.01	<0.1	<0.1	<0.2	<0.1	<0.1	<0.1
B.O.D./5 day	N/A ⁽¹¹⁾	<2.0	<4.0	<4.0	<4.0	<4.0	<4.0	<4.0	<4.0	<4.0	<4.0	<4.0	<4.0	<4.0
C.O.D.	N/A ⁽¹¹⁾	120	58	69	67	110	28	66	100	125	52	76	100	161
Total Iron	0.3	0.06	0.14	0.37	0.32	0.44	18.40	1.68	0.24	0.34	0.13	0.32	0.23	0.31
Manganese	0.3	0.01	0.03	0.08	0.02	0.02	1.83	0.14	0.03	0.05	0.03	0.02	0.04	0.05
Iron and Manganese Total	0.5	0.06	0.17	0.44	0.34	0.46	20.23	1.82	0.27	0.39	0.16	0.34	0.26	0.35

Notes:

(A) Concentrations shown in bold were detected.

(B) <0.1, for example, means the analyte was not detected and the detection limit was 0.1.

(C) Concentrations greater than the NYSDEC TOGS 1.1.1 standards and guidance values are shaded gray.

Footnotes:

(1) NYSDEC Division of Water Technical Operational Guidance Series (1.1.1) Ambient Water Quality Standards and Guidance Values and Groundwater Effluent Limitations. June 1998.

(6) 10 NYCRR Part 5-Subpart 5-1 Public Water Systems - Tables

(8) Not regulated by the Principal Organic Contaminant (POC) Groundwater Standard (TOGS 1.1.1 page 5).

(10) 6 NYCRR 703.3 Water quality standards for pH, dissolved oxygen, dissolved solids, odor, color and turbidity.

(11) N/A - No Class GA groundwater standard or guidance value.

Acronyms:

BTEX = volatile organic compounds: Benzene, Toluene, Ethylbenzene, and Xylene

ND - A non-detectable concentration by the approved analytical methods referenced in 6 NYCRR Part 700.3.

NR = Not Reported

NYSDEC = New York State Department of Environmental Conservation

PAH = semi-volatile organic compounds classified as Polycyclic Aromatic Hydrocarbons.

SVOC = Semivolatile Organic Compound

VOC = Volatile Organic Compound

Table - 2
Tarrytown Former MGP Site Groundwater Samples
2006 - 2014 Groundwater Monitoring Results
Tarrytown, New York
Page 4 of 5

Parameter	NYSDEC TOGS 1.1.1 Class GA Groundwater ⁽¹⁾ Date Sampled	MW-21 (Down-Gradient)									MW-21 DUP- 121911	MW-21 DUP- 053013
		8/17/2006	12/18/2007	7/30/2008	12/8/2009	12/22/2010	12/19/2011	5/30/2013	11/19/2013	11/11/2014	12/19/2011	5/30/2013
BTEX⁽⁵⁾	(ug/l)											
Benzene	1	<1.0	<1.0	1.4	<1.0	<1.0	<1.0	<0.7	<1.0	1.5	<1.0	<0.7
Toluene	5	<1.0	<3.0	<1.0	<1.0	4.9	<1.0	<1.0	<1.0	<1.0	<1.0	<1.0
Ethyl Benzene	5	<1.0	<1.0	<1.0	<1.0	<1.0	<1.0	<1.0	<1.0	<1.0	<1.0	<1.0
o-Xylene	5	<1.0	<1.0	<1.0	<1.0	<1.0	<1.0	<1.0	<2.0	<1.0	<1.0	<1.0
m&x-Xylene	5	<1.0	<1.0	<1.0	<1.0	<1.0	<1.0	<2.0	<1.0	<2.0	<2.0	<2.0
Xylene (Total)	5	ND	ND	ND	ND	<1.0	<3.0	<3.0	<3.0	<3.0	<3.0	<3.0
PAH⁽⁷⁾	(ug/L)											
Acenaphthene	20	<11	<10	<10	<10	<50	<2.5	<0.1	<0.1	0.6	<2.5	<0.1
Acenaphthylene	N/A ^(8,11)	<11	<10	<10	<0.3	<50	<0.3	0.14	0.13	0.1	<0.3	0.14
Anthracene	50	<11	<10	<10	<10	<50	<2.5	0.17	0.2	0.12	<2.5	0.17
Benz(a)anthracene	0.002	<11	<10	<10	<0.06	<50	0.05	<0.02	<0.02	0.02	0.03	<0.02
Benzo(a)pyrene	ND	<11	<10	<10	<0.2	<50	0.04	<0.02	<0.02	<0.02	<0.02	<0.02
Benzo(b)fluoranthene	0.002	<11	<10	<10	<0.08	<50	0.04	<0.02	<0.02	<0.02	0.02	<0.02
Benzo(g,h,i)perylene	N/A ^(8,11)	<11	<10	<10	<4	<50	<2.5	<0.1	<0.1	<0.1	<2.5	<0.1
Benzo(k)fluoranthene	0.002	<11	<10	<10	<0.3	<50	<0.02	<0.02	<0.02	<0.02	<0.02	<0.02
Chrysene	0.002	<11	<10	<10	<2	<50	0.03	<0.02	<0.02	<0.02	<0.02	<0.02
Dibenz(a,h)anthracene	N/A ^(8,11)	<11	<10	<10	<0.2	<50	<0.01	0.14	<0.01	<0.01	<0.01	<0.01
Fluoranthene	50	<11	<10	<10	<10	<50	<2.5	<0.1	0.12	0.15	<2.5	0.33
Fluorene	50	<11	<10	<10	<10	<50	<2.5	<0.1	<0.1	<0.1	<2.5	<0.1
Indeno(1,2,3-cd)pyrene	0.002	<11	<10	<10	<0.2	<50	0.02	<0.02	<0.02	<0.02	<0.02	<0.02
Naphthalene	10	<11	<10	<10	<10	<50	<2.5	<0.1	<0.1	<0.1	<2.5	0.15
Phenanthrene	50	<11	<10	<10	<0.07	<50	0.08	<0.07	<0.07	<0.07	<0.07	<0.07
Pyrene	50	<11	<10	<10	<10	<50	<2.5	0.17	0.23	0.23	<2.5	0.37
ATTENUATION INDICATORS												
Field Parameters												
Dissolved Oxygen (mg/L)	N/A ^(10,11)							0.53	0.74	0.00		
Oxygen-Reduction Potential (mV)	N/A ⁽¹¹⁾							-310	-119	-340		
pH (Standard)	6.5 - 8.5 ⁽¹⁰⁾							7.3	6.6	8.0		
Specific Conductance (mS/cm)	N/A ⁽¹¹⁾							2.99	4.29	2.99		
Temperature (°C)	N/A ⁽¹¹⁾							24.9	14.0	18.6		
Turbidity (NTU)	5 ⁽¹⁰⁾							24.6	8.2	0.0		
Laboratory Parameters												
Nitrate as Nitrogen	10	0.05	<0.05	<0.05	<0.05	NR	<0.05	<0.05	<0.05	<0.05	<0.05	<0.05
Nitrite as Nitrogen	1	<0.01	<0.01	<0.01	<0.01	<0.01	<0.01	<0.01	<0.01	<0.01	<0.01	<0.05
Nitrate and Nitrite	10	0.05	<0.05	<0.05	<0.05	NR	<0.05	<0.05	<0.05	<0.05	<0.05	<0.05
Sulfate	250	350	460	360	360	640	474	155	496	43.6	479	163
Total Organic Carbon	N/A ⁽¹¹⁾	6	12	11	11	9.1	12	14	8.1	14	13	13
Dissolved Organic Carbon	N/A ⁽¹¹⁾	4.5	12	9.8	9.8	9.0	12	13	11	15	12	13
Sulfide	1	<0.05	<0.2	0.38	0.38	NR	NR	3.1	<0.1	<0.1	NR	3
B.O.D./5 day	N/A ⁽¹¹⁾	<2.0	6.4	<4.0	<4.0	19	<4.0	11	<4.0	10	<4.0	11
C.O.D.	N/A ⁽¹¹⁾	38	27	54	54	82	82	66	52	50	66	64
Total Iron	0.3	2.74	2.42	1.32	12.70	15.80	15.40	1.88	9.01	0.62	15.0	2.10
Manganese	0.3	0.43	0.44	0.38	1.54	1.49	1.08	0.31	0.89	0.14	1.09	0.33
Iron and Manganese Total	0.5	3.17	2.86	1.70	14.24	17.29	16.48	2.19	9.90	0.76	16.09	2.43

Notes:
(A) Concentrations shown in bold were detected.
(B) <0.1, for example, means the analyte was not detected and the detection limit was 0.1.
(C) Concentrations greater than the NYSDEC TOGS 1.1.1 standards and guidance values are shaded gray.
Footnotes:
(1)NYSDEC Division of Water Technical Operational Guidance Series (1.1.1) Ambient Water Quality Standards and Guidance Values and Groundwater Effluent Limitations. June 1998.
(6) 10 NYCRR Part 5-Subpart 5-1 Public Water Systems - Tables
(8) Not regulated by the Principal Organic Contaminant (POC) Groundwater Standard (TOGS 1.1.1 page 5).
(10) 6 NYCRR 703.3 Water quality standards for pH, dissolved oxygen, dissolved solids, odor, color and turbidity.
(11) N/A - No Class GA groundwater standard or guidance value.
Acronyms:
BTEX = volatile organic compounds: Benzene, Toluene, Ethylbenzene, and Xylene
ND = A non-detectable concentration by the approved analytical methods referenced in 6 NYCRR Part 700.3.
NR = Not Reported
NYSDEC = New York State Department of Environmental Conservation
PAH = semi-volatile organic compounds classified as Polycyclic Aromatic Hydrocarbons.
SVOC = Semivolatile Organic Compound
VOC = Volatile Organic Compound

Table - 2
Tarrytown Former MGP Site Groundwater Samples
2006 - 2014 Groundwater Monitoring Results
Tarrytown, New York
Page 5 of 5

Parameter	NYSDEC TOGS 1.1.1 Class GA Groundwater ⁽¹⁾ Date Sampled	MW-24 (Down-Gradient)									MW-24 DUP 081706	MW-24 DUP 073008
		8/17/2006	12/18/2007	7/30/2008	12/8/2009	12/22/2010	12/19/2011	5/30/2013	11/20/2013	11/11/2014	8/17/2006	7/30/2008
BTEX⁽⁵⁾	(ug/l)											
Benzene	1	<1.0	<1.0	<1.0	<1.0	<1.0	<1.0	<1.0	<0.7	<1.0	<1.0	<1.0
Toluene	5	<1.0	<3.0	<1.0	<1.0	<1.0	<1.0	<1.0	<1.0	<1.0	<1.0	<1.0
Ethyl Benzene	5	<1.0	<1.0	<1.0	<1.0	<1.0	<1.0	<1.0	<1.0	<1.0	<1.0	<1.0
o-Xylene	5	<1.0	<1.0	<1.0	<1.0	<1.0	<1.0	<1.0	<1.0	<1.0	<1.0	<1.0
m&Xylene	5	<1.0	<1.0	<1.0	<1.0	<1.0	<1.0	<2.0	<2.0	<2.0	<1.0	<1.0
Xylene (Total)	5	<2.0	<2.0	<2.0	<2.0	<2.0	<3.0	<3.0	<3.0	<3.0	<2.0	<2.0
PAH⁽⁷⁾	(ug/L)											
Acenaphthene	20	<50	<10	<10	<10	<2.5	<2.5	<0.1	<0.1	<0.1	<10	<10
Acenaphthylene	N/A ^(8,11)	<50	<10	<10	<0.3	<0.3	<0.1	<0.1	<0.1	<0.1	<10	<10
Anthracene	50	<50	<10	<10	<10	<2.5	<2.5	<0.1	<0.1	<0.1	<10	<10
Benz(a)anthracene	0.002	<50	<10	<10	<0.06	0.024	<0.02	<0.02	<0.02	<0.02	<10	<10
Benzo(a)pyrene	ND	<50	<10	<10	<0.2	<0.02	<0.02	<0.02	<0.02	<0.02	<10	<10
Benzo(b)fluoranthene	0.002	<50	<10	<10	<0.08	<0.02	<0.02	<0.02	<0.02	<0.02	<10	<10
Benzo(g,h,i)perylene	N/A ^(8,11)	<50	<10	<10	<4	<2.5	<2.5	<0.1	<0.1	<0.1	<10	<10
Benzo(k)fluoranthene	0.002	<50	<10	<10	<0.3	<0.02	<0.02	<0.02	<0.02	<0.02	<10	<10
Chrysene	0.002	<50	<10	<10	<2	<0.02	<0.02	<0.02	<0.02	<0.02	<10	<10
Dibenz(a,h)anthracene	N/A ^(8,11)	<50	<10	<10	<0.2	<0.01	<0.01	<0.01	<0.01	<0.01	<10	<10
Fluoranthene	50	<50	<10	<10	<10	<2.5	<2.5	<0.1	<0.1	<0.1	<10	<10
Fluorene	50	<50	<10	<10	<10	<2.5	<2.5	<0.1	<0.1	<0.1	<10	<10
Indeno(1,2,3-cd)pyrene	0.002	<50	<10	<10	<0.2	<0.02	<0.02	<0.02	<0.02	<0.02	<10	<10
Naphthalene	10	<50	<10	<10	<10	<2.5	<2.5	<0.1	<0.1	<0.1	<10	<10
Phenanthrene	50	<50	<10	<10	<0.07	<0.07	<0.07	<0.07	<0.07	<0.07	<10	<10
Pyrene	50	<50	<10	<10	<10	<2.5	<2.5	<0.1	<0.1	<0.1	<10	<10
ATTENUATION INDICATORS												
Field Parameters												
Dissolved Oxygen (mg/L)	N/A ^(10,11)							7.47	6.87	4.81		
Oxygen-Reduction Potential (mV)	N/A ⁽¹¹⁾							94	205	64		
pH (Standard)	6.5 - 8.5 ⁽¹⁰⁾							7.7	7.7	8.0		
Specific Conductance (mS/cm)	N/A ⁽¹¹⁾							3.41	8.05	13.60		
Temperature (°C)	N/A ⁽¹¹⁾							21.5	11.7	18.1		
Turbidity (NTU)	5 ⁽¹⁰⁾							17.6	28.1	4.4		
Laboratory Parameters												
Nitrate as Nitrogen	10	0.08	0.07	0.2	0.05	NR	0.43	0.59	0.63	0.81	0.08	0.2
Nitrite as Nitrogen	1	<0.01	<0.01	<0.01	<0.01	<0.01	<0.01	<0.01	<0.01	<0.01	<0.01	<0.01
Nitrate and Nitrite	10	0.08	0.07	0.2	0.05	NR	0.43	0.59	0.63	0.81	0.08	0.2
Sulfate	250	320	280	330	240	340	95	141	327	<3.0	290	340
Total Organic Carbon	N/A ⁽¹¹⁾	3.3	8.6	3.9	8	3.6	3.5	2.8	2.6	2.6	3.3	5.1
Dissolved Organic Carbon	N/A ⁽¹¹⁾	2.2	5.7	2.6	7.9	2.9	3.5	2.2	2.6	2.4	2.8	3
Sulfide	1	<0.05	<0.2	<0.1	<0.1	NR	NR	<0.1	<0.1	<0.1	<0.05	<0.1
B.O.D./5 day	N/A ⁽¹¹⁾	<2.0	<4.0	<4.0	4.2	<4.0	<4.0	<4.0	<4.0	<4.0	<2.0	<4.0
C.O.D.	N/A ⁽¹¹⁾	69	70	110	37	110	<10	58	89	180	46	83
Total Iron	0.3	0.07	0.11	ND	0.22	0.08	1.00	0.23	0.68	0.09	0.06	ND
Manganese	0.3	0.01	0.03	0.01	0.02	0.00	0.05	0.01	0.03	0.00	0.01	0.01
Iron and Manganese Total	0.5	0.08	0.14	0.01	0.24	0.08	1.04	0.23	0.72	0.10	0.07	0.01

Notes:
(A) Concentrations shown in bold were detected.
(B) <0.1, for example, means the analyte was not detected and the detection limit was 0.1.
(C) Concentrations greater than the NYSDEC TOGS 1.1.1 standards and guidance values are shaded gray.
Footnotes:
(1) NYSDEC Division of Water Technical Operational Guidance Series (1.1.1) Ambient Water Quality Standards and Guidance Values and Groundwater Effluent Limitations. June 1998.
(6) 10 NYCRR Part 5-Subpart 5-1 Public Water Systems - Tables
(8) Not regulated by the Principal Organic Contaminant (POC) Groundwater Standard (TOGS 1.1.1 page 5).
(10) 6 NYCRR 703.3 Water quality standards for pH, dissolved oxygen, dissolved solids, odor, color and turbidity.
(11) N/A - No Class GA groundwater standard or guidance value.
Acronyms:
BTEX = volatile organic compounds: Benzene, Toluene, Ethylbenzene, and Xylene
ND - A non-detectable concentration by the approved analytical methods referenced in 6 NYCRR Part 700.3.
NR = Not Reported
NYSDEC = New York State Department of Environmental Conservation
PAH = semi-volatile organic compounds classified as Polycyclic Aromatic Hydrocarbons.
SVOC = Semivolatile Organic Compound
VOC = Volatile Organic Compound

Table 3
Tarrytown Former MGP Site Groundwater Samples
2012-2014 Groundwater Monitoring Results Summary
Tarrytown, New York
Page 1 of 1

Parameter	NYSDEC TOGS 1.1.1 Groundwater Standards	MW-29			MW-12			MW-20			MW-20 DUP	MW-20 DUP	MW-21			MW- 21 DUP	MW- 21 DUP	MW-24			
	Date Sampled	5/2013	11/2013	11/2014	5/2013	11/2013	11/2014	5/2013	11/2013	11/2014	11/2013	11/2014	5/2013	11/2013	11/2014	12/2011	5/2013	5/2013	11/2013	11/2014	
VOCs	(ug/L)																				
o-Xylene	5	<1.0	< 1.0	<1.0	<2	9.4	3.8	<1.0	<1.0	<1.0	<1.0	<1.0	<1.0	<2.0	<1.0	<1.0	<1.0	<1.0	<1.0	<1.0	<1.0
p&m-Xylene	5	<2.0	< 2.0	<2.0	5.9	<4.0	<2.0	<2.0	<2.0	<2.0	<2.0	<2.0	<2.0	<1.0	<2.0	<2.0	<2.0	<2.0	<2.0	<2.0	<2.0
Xylene (Total)	5	<3.0	<3.0	<3.0	17.9	9.4	3.8	<3.0	<3.0	<3.0	<3.0	<3.0	<3.0	<3.0	<3.0	<3.0	<3.0	<3.0	<3.0	<3.0	<3.0
PAH	(ug/L)																				
Acenaphthene	20	<0.1	<0.1	0.1	<50	72	36	0.91	<0.1	<0.1	< 0.1	<0.1	<0.1	<0.1	0.6	<0.1	<0.1	<0.1	<0.1	<0.1	< 0.1
Benz(a)anthracene	0.002	0.06	0.02	0.25	<50	0.06	0.04	0.06	0.02	0.02	<0.02	0.02	<0.02	<0.02	0.02	0.03	<0.02	<0.02	<0.02	<0.02	<0.02
Benzo(a)pyrene	ND	0.05	<0.02	0.4	<50	<0.02	<0.02	0.05	<0.02	<0.02	< 0.02	<0.02	<0.02	<0.02	<0.02	<0.02	<0.02	<0.02	<0.02	<0.02	<0.02
Benzo(b)fluoranthene	0.002	<0.02	<0.02	0.51	<50	0.03	<0.02	0.04	<0.02	0.02	<0.02	<0.02	<0.02	<0.02	<0.02	0.02	<0.02	<0.02	<0.02	<0.02	<0.02
Benzo(k)fluoranthene	0.002	<0.02	<0.02	0.22	<50	<0.02	<0.02	<0.02	<0.02	<0.02	<0.02	<0.02	<0.02	<0.02	<0.02	<0.02	<0.02	<0.02	<0.02	<0.02	<0.02
Chrysene	0.002	0.05	<0.02	0.3	<50	0.04	0.03	0.05	<0.02	<0.02	<0.02	<0.02	<0.02	<0.02	<0.02	<0.02	<0.02	<0.02	<0.02	<0.02	<0.02
Indeno(1,2,3-cd)pyrene	0.002	0.05	<0.02	0.23	<50	<0.02	<0.02	<0.02	<0.02	<0.02	<0.02	<0.02	<0.02	<0.02	<0.02	<0.02	<0.02	<0.02	<0.02	<0.02	<0.02
Naphthalene	10	0.13	<0.1	<0.1	290	96	53	<0.1	<0.1	<0.1	< 0.1	<0.1	<0.1	<0.1	<0.1	<2.5	0.15	<0.1	<0.1	<0.1	<0.1
Metals	(mg/L)																				
Iron	0.3	4.92	5.39	9.46	27.8	15.8	18.1	1.68	0.239	0.342	0.227	0.305	1.88	9.01	0.62	15	2.1	0.226	0.683	0.093	
Manganese	0.3	1.01	0.929	2.05	0.166	0.155	0.183	0.139	0.034	0.052	0.036	0.047	0.313	0.894	0.143	1.09	0.33	0.006	0.033	0.004	

Notes:

- (A) Reference: NYSDEC Division of Water Technical Operational Guidance Series (1.1.1) Ambient Water Quality Standards and Guidance Values and Groundwater Effluent Limitations. June 1998.
- (B) Concentrations shown in bold were detected.
- (C) <0.1, for example, means the analyte was not detected and the detection limit was 0.1.
- (D) Concentrations greater than the NYSDEC TOGS 1.1.1 standards and guidance values are shaded gray.

Acronyms:

- BTEX = volatile organic compounds: Benzene, Toluene, Ethylbenzene, and Xylene
- ND - A non-detectable concentration by the approved analytical methods referenced in 6 NYCRR Part 700.3.
- NYSDEC = New York State Department of Environmental Conservation
- PAH = semi-volatile organic compounds classified as Polycyclic Aromatic Hydrocarbons.
- SVOC = Semivolatile Organic Compound
- VOC = Volatile Organic Compound

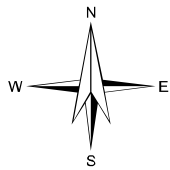
FIGURES



G:\Projects\28590\Global\GIS\Map Documents\2013_0509_TJV_Locus_AP_D2.mxd



USGS TOPOGRAPHIC QUADRANGLE:
WHITE PLAINS, NEW YORK



0 1,000 2,000
SCALE IN FEET

HALEY & ALDRICH

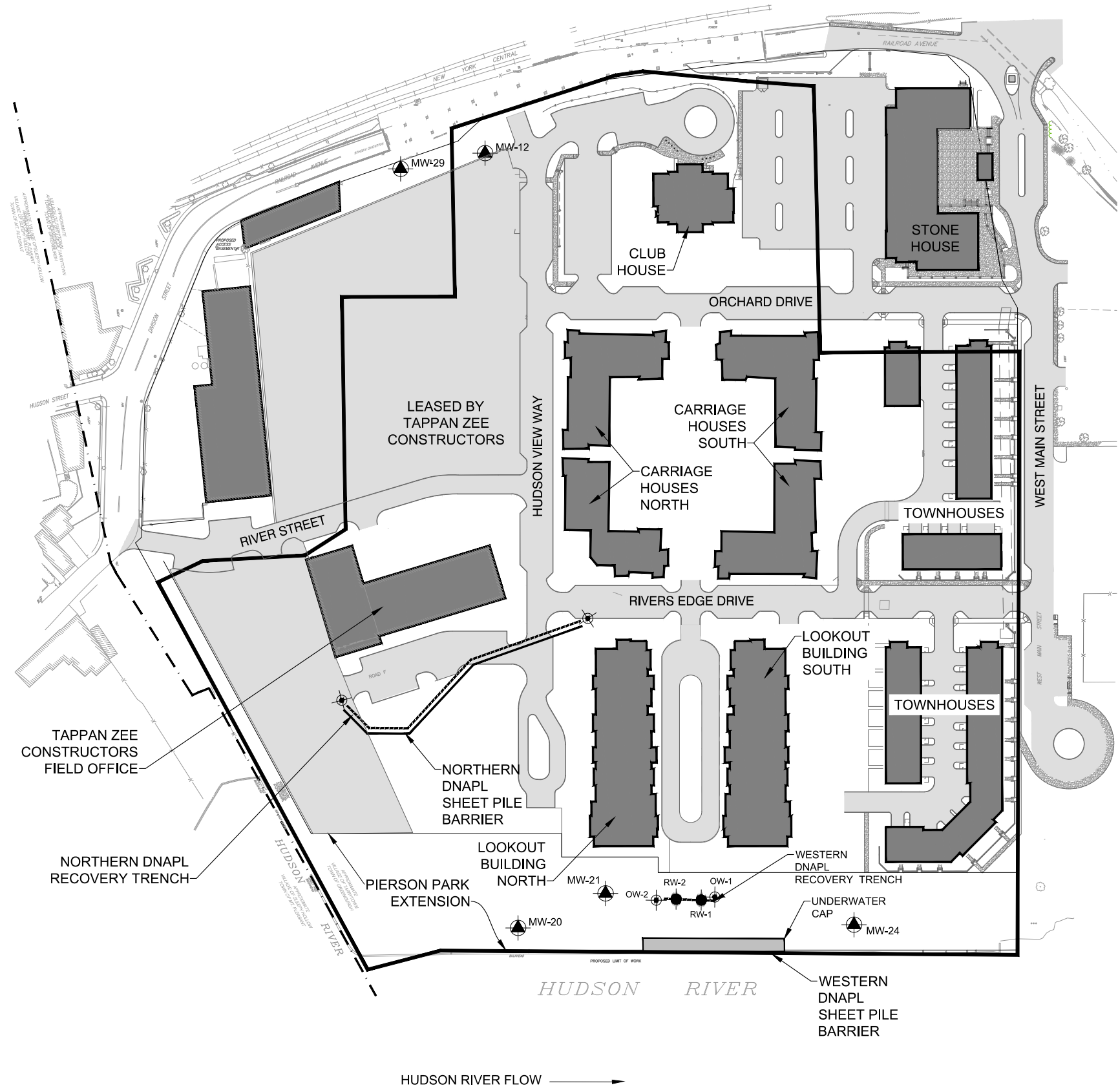
TARRYTOWN FORMER MGP SITE
TARRYTOWN, NEW YORK
FERRY LANDINGS, LLC
NYSDEC SITE NO. C360064

SITE LOCUS









SCALE: AS SHOWN
MAY 2013

FIGURE 1

G:\28590\GLOBAL\CADD\DRAWINGS\28590-000-0015 SITE COVER PLAN.DWG

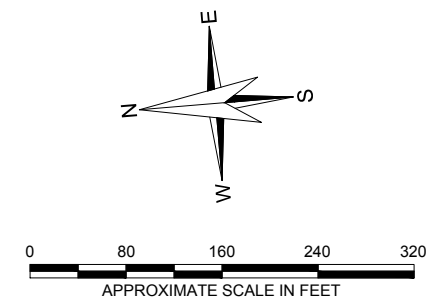


LEGEND:

-  GROUNDWATER MONITORING WELL
-  DNAPL RECOVERY WELL
-  DNAPL OBSERVATION WELL
-  APPROXIMATE AREA ENCOMPASSED BY THE BROWNFIELD CLEAN-UP AGREEMENT #C360064
-  LANDSCAPED AREAS
-  PAVED WALKS, PATIOS, OR COURTYARDS
-  EXISTING BUILDINGS
-  ROADS AND PARKING AREAS

NOTES:

1. BASEMAP BASED ON CAD DRAWING ENTITLED "PH1_10399-08_PHASE.DWG" DATED 1 JULY 2009 FROM CHAZEN COMPANIES OF GLENN FALLS, NEW YORK AND "PARKING ALLOCATION DIAGRAM" DATED 7 MARCH 2013 FROM LESSARD GROUP, INC., VIENNA, VIRGINIA.



HALEY & ALDRICH

TARRYTOWN FORMER MGP SITE
TARRYTOWN, NEW YORK
FERRY LANDINGS, LLC
NYSDEC SITE No. C360064

SITE PLAN

SCALE: AS SHOWN
SEPTEMBER 2014

FIGURE 2

APPENDIX A
Laboratory Reports



Wednesday, November 19, 2014

Attn: Gary J Fuerstenberg, P.E.
Haley & Aldrich, Inc.
100 Corporate Place
Suite 105
Rocky Hill CT 06067-1803

Project ID: TARRYTOWN FORMER MGP SITE
Sample ID#s: BH38863 - BH38864

This laboratory is in compliance with the NELAC requirements of procedures used except where indicated.

This report contains results for the parameters tested, under the sampling conditions described on the Chain Of Custody, as received by the laboratory.

A scanned version of the COC form accompanies the analytical report and is an exact duplicate of the original.

If you have any questions concerning this testing, please do not hesitate to contact Phoenix Client Services at ext. 200.

Sincerely yours,

A handwritten signature in black ink that reads "Phyllis Shiller". The signature is written in a cursive style.

Phyllis Shiller
Laboratory Director

NELAC - #NY11301
CT Lab Registration #PH-0618
MA Lab Registration #MA-CT-007
ME Lab Registration #CT-007
NH Lab Registration #213693-A,B

NJ Lab Registration #CT-003
NY Lab Registration #11301
PA Lab Registration #68-03530
RI Lab Registration #63
VT Lab Registration #VT11301



Environmental Laboratories, Inc.
587 East Middle Turnpike, P.O.Box 370, Manchester, CT 06045
Tel. (860) 645-1102 Fax (860) 645-0823



SDG Comments

November 19, 2014

SDG I.D.: GBH38863

SIM Analysis:

The lowest possible reporting limit under SIM conditions is 0.02 ug/L. The NY TOGS GA criteria for some PAHs is 0.002 ug/L. This level can not be achieved.



Environmental Laboratories, Inc.
 587 East Middle Turnpike, P.O.Box 370, Manchester, CT 06045
 Tel. (860) 645-1102 Fax (860) 645-0823

Analysis Report
 November 19, 2014

FOR: Attn: Gary J Fuerstenberg, P.E.
 Haley & Aldrich, Inc.
 100 Corporate Place
 Suite 105
 Rocky Hill CT 06067-1803

Sample Information

Matrix: GROUND WATER
 Location Code: HALEY-NY
 Rush Request: Standard
 P.O.#: 28590-024

Custody Information

Collected by:
 Received by: LB
 Analyzed by: see "By" below

Date Time
 11/10/14 12:35
 11/10/14 16:11

Laboratory Data

SDG ID: GBH38863
 Phoenix ID: BH38863

Project ID: TARRYTOWN FORMER MGP SITE
 Client ID: MW-12

Parameter	Result	RL/ PQL	Units	Date/Time	By	Reference
Iron	18.1	0.010	mg/L	11/11/14	EK	SW6010
Manganese	0.183	0.001	mg/L	11/11/14	EK	SW6010
B.O.D./5 day	7.8	4.0	mg/L	11/10/14 19:11	CB/RM	SM5210B
C.O.D.	46	10	mg/L	11/11/14	MSF	SM5220 D
Dissolved Organic Carbon	12	1.0	mg/L	11/14/14	RR/EG	SM5310C
Nitrite as Nitrogen	< 0.01	0.01	mg/L	11/10/14 21:52	BS/EG	300.0
Nitrate as Nitrogen	< 0.05	0.05	mg/L	11/10/14 21:52	BS/EG	300.0
Sulfate	< 3.0	3.0	mg/L	11/10/14	BS/EG	300.0
Sulfide	< 0.10	0.10	mg/L	11/13/14	EG	4500S-D
Total Organic Carbon	15	1.0	mg/L	11/13/14	RWR	SM 5310C
Semi-Volatile Extraction	Completed			11/10/14	E/W	SW3520
Total Metals Digestion	Completed			11/10/14	AG	SW846 - 3050

Aromatic Volatiles

Benzene	ND	1.0	ug/L	11/11/14	HM	SW8260
Ethylbenzene	1.2	1.0	ug/L	11/11/14	HM	SW8260
m&p-Xylene	ND	2.0	ug/L	11/11/14	HM	SW8260
Methyl t-butyl ether (MTBE)	ND	2.0	ug/L	11/11/14	HM	SW8260
o-Xylene	3.8	1.0	ug/L	11/11/14	HM	SW8260
Toluene	ND	1.0	ug/L	11/11/14	HM	SW8260

QA/QC Surrogates

% 1,2-dichlorobenzene-d4	103		%	11/11/14	HM	70 - 130 %
% Bromofluorobenzene	102		%	11/11/14	HM	70 - 130 %
% Dibromofluoromethane	105		%	11/11/14	HM	70 - 130 %
% Toluene-d8	101		%	11/11/14	HM	70 - 130 %

Semivolatiles by SIM


2-Methylnaphthalene	6.7	0.10	ug/L	11/12/14	DD	8270(SIM)
---------------------	-----	------	------	----------	----	-----------

Parameter	Result	RL/ PQL	Units	Date/Time	By	Reference
Acenaphthene	36	0.20	ug/L	11/13/14	DD	8270(SIM)
Acenaphthylene	3.0	0.10	ug/L	11/12/14	DD	8270(SIM)
Anthracene	1.3	0.10	ug/L	11/12/14	DD	8270(SIM)
Benz(a)anthracene	0.04	0.02	ug/L	11/12/14	DD	8270(SIM)
Benzo(a)pyrene	ND	0.02	ug/L	11/12/14	DD	8270(SIM)
Benzo(b)fluoranthene	ND	0.02	ug/L	11/12/14	DD	8270(SIM)
Benzo(ghi)perylene	ND	0.10	ug/L	11/12/14	DD	8270(SIM)
Benzo(k)fluoranthene	ND	0.02	ug/L	11/12/14	DD	8270(SIM)
Chrysene	0.03	0.02	ug/L	11/12/14	DD	8270(SIM)
Dibenz(a,h)anthracene	ND	0.01	ug/L	11/12/14	DD	8270(SIM)
Fluoranthene	0.19	0.10	ug/L	11/12/14	DD	8270(SIM)
Fluorene	8.7	0.10	ug/L	11/12/14	DD	8270(SIM)
Indeno(1,2,3-cd)pyrene	ND	0.02	ug/L	11/12/14	DD	8270(SIM)
Naphthalene	53	0.20	ug/L	11/13/14	DD	8270(SIM)
Phenanthrene	4.7	0.07	ug/L	11/12/14	DD	8270(SIM)
Pyrene	0.28	0.10	ug/L	11/12/14	DD	8270(SIM)
QA/QC Surrogates						
% 2-Fluorobiphenyl	67		%	11/12/14	DD	30 - 130 %
% Nitrobenzene-d5	86		%	11/12/14	DD	30 - 130 %
% Terphenyl-d14	58		%	11/12/14	DD	30 - 130 %

RL/PQL=Reporting/Practical Quantitation Level (Equivalent to NELAC LOQ, Limit of Quantitation) ND=Not Detected
 BRL=Below Reporting Level

Comments:

If there are any questions regarding this data, please call Phoenix Client Services at extension 200.
 This report must not be reproduced except in full as defined by the attached chain of custody.



Phyllis Shiller, Laboratory Director
November 19, 2014

Reviewed and Released by: Bobbi Aloisa, Vice President



Environmental Laboratories, Inc.
 587 East Middle Turnpike, P.O.Box 370, Manchester, CT 06045
 Tel. (860) 645-1102 Fax (860) 645-0823

Analysis Report
 November 19, 2014

FOR: Attn: Gary J Fuerstenberg, P.E.
 Haley & Aldrich, Inc.
 100 Corporate Place
 Suite 105
 Rocky Hill CT 06067-1803

Sample Information

Matrix: GROUND WATER
 Location Code: HALEY-NY
 Rush Request: Standard
 P.O.#: 28590-024

Custody Information

Collected by:
 Received by: LB
 Analyzed by: see "By" below

Date Time
 11/10/14 12:35
 11/10/14 0:00

Laboratory Data

SDG ID: GBH38863
 Phoenix ID: BH38864

Project ID: TARRYTOWN FORMER MGP SITE'
 Client ID: TB-111014

Parameter	Result	RL/ PQL	Units	Date/Time	By	Reference
<u>Aromatic Volatiles</u>						
Benzene	ND	1.0	ug/L	11/10/14	HM	SW8260
Ethylbenzene	ND	1.0	ug/L	11/10/14	HM	SW8260
m&p-Xylene	ND	2.0	ug/L	11/10/14	HM	SW8260
Methyl t-butyl ether (MTBE)	ND	2.0	ug/L	11/10/14	HM	SW8260
o-Xylene	ND	1.0	ug/L	11/10/14	HM	SW8260
Toluene	ND	1.0	ug/L	11/10/14	HM	SW8260
<u>QA/QC Surrogates</u>						
% 1,2-dichlorobenzene-d4	102		%	11/10/14	HM	70 - 130 %
% Bromofluorobenzene	94		%	11/10/14	HM	70 - 130 %
% Dibromofluoromethane	105		%	11/10/14	HM	70 - 130 %
% Toluene-d8	101		%	11/10/14	HM	70 - 130 %

RL/PQL=Reporting/Practical Quantitation Level (Equivalent to NELAC LOQ, Limit of Quantitation) ND=Not Detected
 BRL=Below Reporting Level

Comments:

If there are any questions regarding this data, please call Phoenix Client Services at extension 200.
 This report must not be reproduced except in full as defined by the attached chain of custody.

Phyllis Shiller, Laboratory Director

November 19, 2014

Reviewed and Released by: Bobbi Aloisa, Vice President



Environmental Laboratories, Inc.
 587 East Middle Turnpike, P.O.Box 370, Manchester, CT 06045
 Tel. (860) 645-1102 Fax (860) 645-0823



QA/QC Report

November 19, 2014

QA/QC Data

SDG I.D.: GBH38863

Parameter	Blank	Sample Result	Dup Result	Dup RPD	LCS %	LCSD %	LCS RPD	MS %	MSD %	MS RPD	% Rec Limits	% RPD Limits
QA/QC Batch 291870, QC Sample No: BH38863 (BH38863)												
<u>ICP Metals - Aqueous</u>												
Iron	BRL	18.1	18.6	2.70	104	105	1.0	102	109	6.6	75 - 125	20
Manganese	BRL	0.183	0.187	2.20	105	106	0.9	104	107	2.8	75 - 125	20



Environmental Laboratories, Inc.
 587 East Middle Turnpike, P.O. Box 370, Manchester, CT 06045
 Tel. (860) 645-1102 Fax (860) 645-0823



QA/QC Report

November 19, 2014

QA/QC Data

SDG I.D.: GBH38863

Parameter	Blank	Sample Result	Dup Result	Dup RPD	LCS %	LCSD %	LCS RPD	MS %	MSD %	MS RPD	% Rec Limits	% RPD Limits
QA/QC Batch 291928, QC Sample No: BH38311 (BH38863)												
C.O.D.	BRL	<10	<10	NC	92.0			102			85 - 115	20
QA/QC Batch 291861, QC Sample No: BH38549 (BH38863)												
B.O.D./5 day	BRL	<4.0	<4.0	NC	97.7			100			70 - 130	20
QA/QC Batch 291932, QC Sample No: BH38552 (BH38863)												
Sulfide	BRL	<0.10	<0.10	NC	109			114				
QA/QC Batch 292084, QC Sample No: BH38795 (BH38863)												
Nitrate as Nitrogen	BRL	0.07	0.06	NC	102			101			85 - 115	20
Nitrite as Nitrogen	BRL	<0.01	<0.01	NC	101			96.1			85 - 115	20
Sulfate	BRL	11.9	12.1	NC	94.9			108			85 - 115	20
QA/QC Batch 292271, QC Sample No: BH38951 (BH38863)												
Total Organic Carbon	BRL	1.2	<1.0	NC	100			97.0			85 - 115	20
QA/QC Batch 292575, QC Sample No: BH40773 (BH38863)												
Total Organic Carbon	BRL	1.3	1.3	NC	99.0			94.0			85 - 115	20



Environmental Laboratories, Inc.
 587 East Middle Turnpike, P.O.Box 370, Manchester, CT 06045
 Tel. (860) 645-1102 Fax (860) 645-0823



QA/QC Report

November 19, 2014

QA/QC Data

SDG I.D.: GBH38863

Parameter	Blank	LCS %	LCSD %	LCS RPD	MS %	MSD %	MS RPD	% Rec Limits	% RPD Limits
QA/QC Batch 291913, QC Sample No: BH38337 (BH38864)									
<u>Volatiles - Ground Water</u>									
Benzene	ND	80	82	2.5	95	90	5.4	70 - 130	30
Ethylbenzene	ND	81	81	0.0	91	88	3.4	70 - 130	30
m&p-Xylene	ND	80	81	1.2	94	88	6.6	70 - 130	30
Methyl t-butyl ether (MTBE)	ND	86	87	1.2	99	97	2.0	70 - 130	30
o-Xylene	ND	82	82	0.0	95	91	4.3	70 - 130	30
Toluene	ND	80	84	4.9	96	92	4.3	70 - 130	30
% 1,2-dichlorobenzene-d4	105	99	98	1.0	102	100	2.0	70 - 130	30
% Bromofluorobenzene	97	101	101	0.0	102	103	1.0	70 - 130	30
% Dibromofluoromethane	97	100	98	2.0	99	102	3.0	70 - 130	30
% Toluene-d8	101	99	102	3.0	102	103	1.0	70 - 130	30

Comment:

A blank MS/MSD was analyzed with this batch.

Additional 8260 criteria: 10% of LCS/LCSD compounds can be outside of acceptance criteria as long as recovery is 40-160%.

QA/QC Batch 291852, QC Sample No: BH38767 (BH38863)

Polynuclear Aromatic HC - Ground Water

2-Methylnaphthalene	ND	68	69	1.5				30 - 130	20
Acenaphthene	ND	83	82	1.2				30 - 130	20
Acenaphthylene	ND	83	81	2.4				30 - 130	20
Anthracene	ND	87	87	0.0				30 - 130	20
Benz(a)anthracene	ND	78	78	0.0				30 - 130	20
Benzo(a)pyrene	ND	79	80	1.3				30 - 130	20
Benzo(b)fluoranthene	ND	86	89	3.4				30 - 130	20
Benzo(ghi)perylene	ND	74	73	1.4				30 - 130	20
Benzo(k)fluoranthene	ND	89	91	2.2				30 - 130	20
Chrysene	ND	81	82	1.2				30 - 130	20
Dibenz(a,h)anthracene	ND	76	75	1.3				30 - 130	20
Fluoranthene	ND	86	87	1.2				30 - 130	20
Fluorene	ND	87	86	1.2				30 - 130	20
Indeno(1,2,3-cd)pyrene	ND	76	75	1.3				30 - 130	20
Naphthalene	ND	68	67	1.5				30 - 130	20
Phenanthrene	ND	78	78	0.0				30 - 130	20
Pyrene	ND	88	89	1.1				30 - 130	20
% 2-Fluorobiphenyl	58	69	68	1.5				30 - 130	20
% Nitrobenzene-d5	85	77	78	1.3				30 - 130	20
% Terphenyl-d14	95	81	80	1.2				30 - 130	20

Comment:

Additional 8270 criteria: 20% of compounds can be outside of acceptance criteria as long as recovery is at least 10%. (Acid surrogates acceptance range for aqueous samples: 15-110%, for soils 30-130%)

QA/QC Data

SDG I.D.: GBH38863

Parameter	Blank	LCS %	LCSD %	LCS RPD	MS %	MSD %	MS RPD	% Rec Limits	% RPD Limits
QA/QC Batch 291930, QC Sample No: BH38816 (BH38863)									
<u>Volatiles - Ground Water</u>									
Benzene	ND	80	86	7.2	98	100	2.0	70 - 130	30
Ethylbenzene	ND	79	84	6.1	93	97	4.2	70 - 130	30
m&p-Xylene	ND	78	83	6.2	94	98	4.2	70 - 130	30
Methyl t-butyl ether (MTBE)	ND	85	91	6.8	101	102	1.0	70 - 130	30
o-Xylene	ND	80	84	4.9	96	101	5.1	70 - 130	30
Toluene	ND	82	87	5.9	98	101	3.0	70 - 130	30
% 1,2-dichlorobenzene-d4	104	100	101	1.0	96	100	4.1	70 - 130	30
% Bromofluorobenzene	96	102	101	1.0	104	104	0.0	70 - 130	30
% Dibromofluoromethane	102	99	98	1.0	97	96	1.0	70 - 130	30
% Toluene-d8	102	101	102	1.0	100	101	1.0	70 - 130	30


Comment:

A blank MS/MSD was analyzed with this batch.

Additional 8260 criteria: 10% of LCS/LCSD compounds can be outside of acceptance criteria as long as recovery is 40-160%.

If there are any questions regarding this data, please call Phoenix Client Services at extension 200.

RPD - Relative Percent Difference
LCS - Laboratory Control Sample
LCSD - Laboratory Control Sample Duplicate
MS - Matrix Spike
MS Dup - Matrix Spike Duplicate
NC - No Criteria
Intf - Interference


Phyllis Shiller, Laboratory Director
November 19, 2014

Sample Criteria Exceedences Report

GBH38863 - HALEY-NY

Criteria: None

State: NY

SampNo	Acode	Phoenix Analyte	Criteria	Result	RL	Criteria	RL	Analysis Units
--------	-------	-----------------	----------	--------	----	----------	----	----------------

*** No Data to Display ***

Phoenix Laboratories does not assume responsibility for the data contained in this report. It is provided as an additional tool to identify requested criteria exceedences. All efforts are made to ensure the accuracy of the data (obtained from appropriate agencies). A lack of exceedence information does not necessarily suggest conformance to the criteria. It is ultimately the site professional's responsibility to determine appropriate compliance.



Environmental Laboratories, Inc.
587 East Middle Turnpike, P.O.Box 370, Manchester, CT 06045
Tel. (860) 645-1102 Fax (860) 645-0823



NY Temperature Narration

November 19, 2014

SDG I.D.: GBH38863

The samples in this delivery group were received at 4°C.
(Note acceptance criteria is above freezing up to 6°C)



PHOENIX Environmental Laboratories, Inc.

587 East Middle Turnpike, P.O. Box 370, Manchester, CT 06040
Email: info@phoenixlabs.com Fax (860) 645-0823
Client Services (860) 645-8726

NY/NJ CHAIN OF CUSTODY RECORD

Project: **TARRYTOWN, FORMER MGP SITE** Project P.O.: **28590-024**
Report to: _____ Invoice to: _____
Coolant: Yes No
Temp: °F °C Pg. of

Customer: **HALCY & ALDRICH, INC.**
Address: **100 CORPORATE DR. PL. ROCKY HILL, CT 06067**

Client Sample - Information - Identification
Sampler's Signature: *[Signature]* Date: **11/10/14**
Matrix Code: **DW=Drinking Water GW=Ground Water SW=Surface Water WW=Waste Water**
RW=Raw Water SE=Sediment SL=Sludge S=Soil SD=Solid W=Wipe
OIL=Oil B=Bulk L=Liquid

ONLY SAMPLE #	Customer Sample Identification	Sample Matrix	Date Sampled	Time Sampled	Analysis Request	Turnaround:	State where samples were collected:	Data Format
388103	MW-12	GW	11/10/14	12:35	VOCs 8260-BTEX SVOCs 6270-PAHs BOD C OD DOC TDC Sulfate Sulfide Nitrite Total Fe, Mn	<input type="checkbox"/> 1 Day* <input type="checkbox"/> 2 Days* <input type="checkbox"/> 3 Days* <input type="checkbox"/> 5 Days <input type="checkbox"/> 10 Days <input type="checkbox"/> Other	<u>NY</u>	<input type="checkbox"/> Phoenix Std Report <input type="checkbox"/> Excel <input type="checkbox"/> PDF <input type="checkbox"/> GIS/Key <input type="checkbox"/> EQUIS <input type="checkbox"/> NJ Hazsite EDD <input type="checkbox"/> NY EZ EDD (ASP) <input type="checkbox"/> Other
388104	TB-11014	W	11/10/14	-		<input type="checkbox"/> Res. Criteria <input type="checkbox"/> Non-Res. Criteria <input type="checkbox"/> Impact to GW Soil <input type="checkbox"/> Cleanup Criteria <input type="checkbox"/> GW Criteria	<u>NY</u>	<input type="checkbox"/> TAGM 4046 GW <input type="checkbox"/> TAGM 4046 SOIL <input type="checkbox"/> NY375 Unrestricted Use Soil <input type="checkbox"/> NY375 Residential Soil <input type="checkbox"/> Restricted/Residential Commercial <input type="checkbox"/> Industrial

Relinquished by: *[Signature]* Accepted by: *[Signature]* Date: **11/10/14** Time: **11:15**

Comments, Special Requirements or Regulations:
* SURCHARGE APPLIES
STANDARD
Data Package:
 NJ Reduced Deliv. *
 NY Enhanced (ASP B) *
 Other

This section MUST be completed with Bottle Quantities.

Soil VOA Vials [] methanol [] H2O
GL Soil container () oz
40 ml VOA Vial [] As is [] HCl
GL Amber 1000ml [] As is [] H2SO4
PL As is [] 250ml [] 500ml [] 1000ml
PL H2SO4 [] 250ml [] 500ml
PL HNO3 200ml
Bacteria Bottle



Wednesday, February 25, 2015

Attn: Gary J. Fuerstenberg, P.E.
Haley & Aldrich
100 Corporate Place
Suite 105
Rocky Hill, CT 06067-1803

Project ID: TARRYTOWN FORMER MGP SITE
Sample ID#s: BH39422 - BH39427

This laboratory is in compliance with the NELAC requirements of procedures used except where indicated.

This report contains results for the parameters tested, under the sampling conditions described on the Chain Of Custody, as received by the laboratory.

A scanned version of the COC form accompanies the analytical report and is an exact duplicate of the original.

Enclosed are revised Analysis Report pages. Please replace and discard the original pages. If you have any questions concerning this testing, please do not hesitate to contact Phoenix Client Services at ext. 200.

Sincerely yours,

A handwritten signature in black ink that reads "Phyllis Shiller". The signature is written in a cursive style.

Phyllis Shiller
Laboratory Director

NELAC - #NY11301
CT Lab Registration #PH-0618
MA Lab Registration #MA-CT-007
ME Lab Registration #CT-007
NH Lab Registration #213693-A,B

NJ Lab Registration #CT-003
NY Lab Registration #11301
PA Lab Registration #68-03530
RI Lab Registration #63
VT Lab Registration #VT11301



Environmental Laboratories, Inc.
587 East Middle Turnpike, P.O.Box 370, Manchester, CT 06045
Tel. (860) 645-1102 Fax (860) 645-0823



SDG Comments

February 25, 2015

SDG I.D.: GBH39422

Version 2:

A mistake was uncovered in the sulfate results for BH39425 (MW-24) and BH39426 (DUP-111114).

SIM Analysis:

The lowest possible reporting limit under SIM conditions is 0.02 ug/L. The NY TOGS GA criteria for some PAHs is 0.002 ug/L. This level can not be achieved.



Environmental Laboratories, Inc.
 587 East Middle Turnpike, P.O.Box 370, Manchester, CT 06045
 Tel. (860) 645-1102 Fax (860) 645-0823

Analysis Report

February 25, 2015

FOR: Attn: Gary J. Fuerstenberg, P.E.
 Haley & Aldrich
 100 Corporate Place
 Suite 105
 Rocky Hill, CT 06067-1803

Sample Information

Matrix: GROUND WATER
 Location Code: HALEY-NY
 Rush Request: Standard
 P.O.#: 28590-024

Custody Information

Collected by:
 Received by: SW
 Analyzed by: see "By" below

Date Time
 11/10/14 15:45
 11/11/14 16:14

Laboratory Data

SDG ID: GBH39422
 Phoenix ID: BH39422

Project ID: TARRYTOWN FORMER MGP SITE
 Client ID: MW-29

Parameter	Result	RL/ PQL	Units	Date/Time	By	Reference
Iron	9.46	0.010	mg/L	11/12/14	LK	SW6010C
Manganese	2.05	0.010	mg/L	11/12/14	EK	SW6010C
B.O.D./5 day	< 4.0	4.0	mg/L	11/11/14 19:14	CB/RM	SM5210B-01
C.O.D.	104	10	mg/L	11/13/14	MSF	SM5220D-97
Dissolved Organic Carbon	7.0	1.0	mg/L	11/14/14	RR/EG	SM5310C-00
Nitrite as Nitrogen	7.35	0.25	mg/L	11/11/14 23:05	BS/EG	E300.0
Nitrate as Nitrogen	< 0.05	0.05	mg/L	11/11/14 20:15	BS/EG	E300.0
Sulfate	780	75	mg/L	11/11/14	BS/EG	E300.0
Sulfide	< 0.10	0.10	mg/L	11/13/14	EG	SM4500S-D-00
Total Organic Carbon	7.0	1.0	mg/L	11/13/14	RWR	SM5310C-00
Semi-Volatile Extraction	Completed			11/11/14	E/D	SW3520C
Total Metals Digestion	Completed			11/11/14	AG	SW3050B

Aromatic Volatiles

Benzene	ND	1.0	ug/L	11/13/14	HM	SW8260C
Ethylbenzene	ND	1.0	ug/L	11/13/14	HM	SW8260C
m&p-Xylene	ND	2.0	ug/L	11/13/14	HM	SW8260C
Methyl t-butyl ether (MTBE)	ND	2.0	ug/L	11/13/14	HM	SW8260C
o-Xylene	ND	1.0	ug/L	11/13/14	HM	SW8260C
Toluene	ND	1.0	ug/L	11/13/14	HM	SW8260C

QA/QC Surrogates

% 1,2-dichlorobenzene-d4	104		%	11/13/14	HM	70 - 130 %
% Bromofluorobenzene	93		%	11/13/14	HM	70 - 130 %
% Dibromofluoromethane	111		%	11/13/14	HM	70 - 130 %
% Toluene-d8	100		%	11/13/14	HM	70 - 130 %

Semivolatiles by SIM

2-Methylnaphthalene	0.24	0.10	ug/L	11/16/14	DD	SW8270D (SIM)
---------------------	------	------	------	----------	----	---------------

Parameter	Result	RL/ PQL	Units	Date/Time	By	Reference
Acenaphthene	0.10	0.10	ug/L	11/16/14	DD	SW8270D (SIM)
Acenaphthylene	0.33	0.10	ug/L	11/16/14	DD	SW8270D (SIM)
Anthracene	0.23	0.10	ug/L	11/16/14	DD	SW8270D (SIM)
Benz(a)anthracene	0.25	0.02	ug/L	11/16/14	DD	SW8270D (SIM)
Benzo(a)pyrene	0.40	0.02	ug/L	11/16/14	DD	SW8270D (SIM)
Benzo(b)fluoranthene	0.51	0.02	ug/L	11/16/14	DD	SW8270D (SIM)
Benzo(ghi)perylene	0.29	0.10	ug/L	11/16/14	DD	SW8270D (SIM)
Benzo(k)fluoranthene	0.22	0.02	ug/L	11/16/14	DD	SW8270D (SIM)
Chrysene	0.30	0.02	ug/L	11/16/14	DD	SW8270D (SIM)
Dibenz(a,h)anthracene	ND	0.01	ug/L	11/16/14	DD	SW8270D (SIM)
Fluoranthene	0.63	0.10	ug/L	11/16/14	DD	SW8270D (SIM)
Fluorene	0.13	0.10	ug/L	11/16/14	DD	SW8270D (SIM)
Indeno(1,2,3-cd)pyrene	0.23	0.02	ug/L	11/16/14	DD	SW8270D (SIM)
Naphthalene	ND	0.10	ug/L	11/16/14	DD	SW8270D (SIM)
Phenanthrene	0.35	0.07	ug/L	11/16/14	DD	SW8270D (SIM)
Pyrene	0.96	0.10	ug/L	11/16/14	DD	SW8270D (SIM)
QA/QC Surrogates						
% 2-Fluorobiphenyl	50		%	11/16/14	DD	30 - 130 %
% Nitrobenzene-d5	41		%	11/16/14	DD	30 - 130 %
% Terphenyl-d14	27		%	11/16/14	DD	30 - 130 %

3

3 = This parameter exceeds laboratory specified limits.

RL/PQL=Reporting/Practical Quantitation Level (Equivalent to NELAC LOQ, Limit of Quantitation) ND=Not Detected
 BRL=Below Reporting Level

Comments:

Semi-Volatile Comment:

Poor surrogate recovery was observed for one acid and/or one base surrogate. The other surrogates associated with this sample were within QA/QC criteria. No significant bias suspected.

If there are any questions regarding this data, please call Phoenix Client Services at extension 200.
 This report must not be reproduced except in full as defined by the attached chain of custody.



Phyllis Shiller, Laboratory Director

February 25, 2015

Reviewed and Released by: Phyllis Shiller, Laboratory Director



Environmental Laboratories, Inc.
 587 East Middle Turnpike, P.O.Box 370, Manchester, CT 06045
 Tel. (860) 645-1102 Fax (860) 645-0823

Analysis Report

February 25, 2015

FOR: Attn: Gary J. Fuerstenberg, P.E.
 Haley & Aldrich
 100 Corporate Place
 Suite 105
 Rocky Hill, CT 06067-1803

Sample Information

Matrix: GROUND WATER
 Location Code: HALEY-NY
 Rush Request: Standard
 P.O.#: 28590-024

Custody Information

Collected by:
 Received by: SW
 Analyzed by: see "By" below

Date Time
 11/11/14 9:05
 11/11/14 16:14

Laboratory Data

SDG ID: GBH39422
 Phoenix ID: BH39423

Project ID: TARRYTOWN FORMER MGP SITE
 Client ID: MW-20

Parameter	Result	RL/ PQL	Units	Date/Time	By	Reference
Iron	0.342	0.010	mg/L	11/12/14	LK	SW6010C
Manganese	0.052	0.001	mg/L	11/12/14	LK	SW6010C
B.O.D./5 day	< 4.0	4.0	mg/L	11/11/14 19:14	CB/RM	SM5210B-01
C.O.D.	125	10	mg/L	11/13/14	MSF	SM5220D-97
Dissolved Organic Carbon	2.7	1.0	mg/L	11/14/14	RR/EG	SM5310C-00
Nitrite as Nitrogen	< 0.10	0.10	mg/L	11/12/14 19:57	BS/EG	E300.0
Nitrate as Nitrogen	0.57	0.50	mg/L	11/12/14 19:57	BS/EG	E300.0
Sulfate	523	30	mg/L	11/12/14	BS/EG	E300.0
Sulfide	< 0.10	0.10	mg/L	11/13/14	EG	SM4500S-D-00
Total Organic Carbon	2.7	1.0	mg/L	11/13/14	RWR	SM5310C-00
Semi-Volatile Extraction	Completed			11/11/14	E/D	SW3520C
Total Metals Digestion	Completed			11/11/14	AG	SW3050B

Aromatic Volatiles

Benzene	ND	1.0	ug/L	11/13/14	HM	SW8260C
Ethylbenzene	ND	1.0	ug/L	11/13/14	HM	SW8260C
m&p-Xylene	ND	2.0	ug/L	11/13/14	HM	SW8260C
Methyl t-butyl ether (MTBE)	ND	2.0	ug/L	11/13/14	HM	SW8260C
o-Xylene	ND	1.0	ug/L	11/13/14	HM	SW8260C
Toluene	ND	1.0	ug/L	11/13/14	HM	SW8260C

QA/QC Surrogates

% 1,2-dichlorobenzene-d4	104		%	11/13/14	HM	70 - 130 %
% Bromofluorobenzene	94		%	11/13/14	HM	70 - 130 %
% Dibromofluoromethane	106		%	11/13/14	HM	70 - 130 %
% Toluene-d8	101		%	11/13/14	HM	70 - 130 %

Semivolatiles by SIM


2-Methylnaphthalene	ND	0.10	ug/L	11/16/14	DD	SW8270D (SIM)
---------------------	----	------	------	----------	----	---------------

Parameter	Result	RL/ PQL	Units	Date/Time	By	Reference
Acenaphthene	ND	0.10	ug/L	11/16/14	DD	SW8270D (SIM)
Acenaphthylene	ND	0.10	ug/L	11/16/14	DD	SW8270D (SIM)
Anthracene	ND	0.10	ug/L	11/16/14	DD	SW8270D (SIM)
Benz(a)anthracene	0.02	0.02	ug/L	11/16/14	DD	SW8270D (SIM)
Benzo(a)pyrene	ND	0.02	ug/L	11/16/14	DD	SW8270D (SIM)
Benzo(b)fluoranthene	0.02	0.02	ug/L	11/16/14	DD	SW8270D (SIM)
Benzo(ghi)perylene	ND	0.10	ug/L	11/16/14	DD	SW8270D (SIM)
Benzo(k)fluoranthene	ND	0.02	ug/L	11/16/14	DD	SW8270D (SIM)
Chrysene	ND	0.02	ug/L	11/16/14	DD	SW8270D (SIM)
Dibenz(a,h)anthracene	ND	0.01	ug/L	11/16/14	DD	SW8270D (SIM)
Fluoranthene	ND	0.10	ug/L	11/16/14	DD	SW8270D (SIM)
Fluorene	ND	0.10	ug/L	11/16/14	DD	SW8270D (SIM)
Indeno(1,2,3-cd)pyrene	ND	0.02	ug/L	11/16/14	DD	SW8270D (SIM)
Naphthalene	ND	0.10	ug/L	11/16/14	DD	SW8270D (SIM)
Phenanthrene	ND	0.07	ug/L	11/16/14	DD	SW8270D (SIM)
Pyrene	ND	0.10	ug/L	11/16/14	DD	SW8270D (SIM)
<u>QA/QC Surrogates</u>						
% 2-Fluorobiphenyl	50		%	11/16/14	DD	30 - 130 %
% Nitrobenzene-d5	36		%	11/16/14	DD	30 - 130 %
% Terphenyl-d14	94		%	11/16/14	DD	30 - 130 %

RL/PQL=Reporting/Practical Quantitation Level (Equivalent to NELAC LOQ, Limit of Quantitation) ND=Not Detected
 BRL=Below Reporting Level

Comments:

If there are any questions regarding this data, please call Phoenix Client Services at extension 200.
 This report must not be reproduced except in full as defined by the attached chain of custody.



Phyllis Shiller, Laboratory Director

February 25, 2015

Reviewed and Released by: Phyllis Shiller, Laboratory Director



Environmental Laboratories, Inc.
 587 East Middle Turnpike, P.O.Box 370, Manchester, CT 06045
 Tel. (860) 645-1102 Fax (860) 645-0823

Analysis Report
 February 25, 2015

FOR: Attn: Gary J. Fuerstenberg, P.E.
 Haley & Aldrich
 100 Corporate Place
 Suite 105
 Rocky Hill, CT 06067-1803

Sample Information

Matrix: GROUND WATER
 Location Code: HALEY-NY
 Rush Request: Standard
 P.O.#: 28590-024

Custody Information

Collected by:
 Received by: SW
 Analyzed by: see "By" below

Date Time
 11/11/14 11:25
 11/11/14 16:14

Laboratory Data

SDG ID: GBH39422
 Phoenix ID: BH39424

Project ID: TARRYTOWN FORMER MGP SITE
 Client ID: MW-21

Parameter	Result	RL/ PQL	Units	Date/Time	By	Reference
Iron	0.620	0.010	mg/L	11/12/14	LK	SW6010C
Manganese	0.143	0.001	mg/L	11/12/14	LK	SW6010C
B.O.D./5 day	10	10	mg/L	11/11/14 19:14	CB/RM	SM5210B-01
C.O.D.	50	10	mg/L	11/13/14	MSF	SM5220D-97
Dissolved Organic Carbon	15	1.0	mg/L	11/14/14	RR/EG	SM5310C-00
Nitrite as Nitrogen	< 0.10	0.10	mg/L	11/12/14 20:06	BS/EG	E300.0
Nitrate as Nitrogen	< 0.50	0.50	mg/L	11/12/14 20:06	BS/EG	E300.0
Sulfate	43.6	30	mg/L	11/12/14	BS/EG	E300.0
Sulfide	< 0.10	0.10	mg/L	11/13/14	EG	SM4500S-D-00
Total Organic Carbon	14	1.0	mg/L	11/13/14	RWR	SM5310C-00
Semi-Volatile Extraction	Completed			11/11/14	E/D	SW3520C
Total Metals Digestion	Completed			11/11/14	AG	SW3050B

Aromatic Volatiles

Benzene	1.5	1.0	ug/L	11/13/14	HM	SW8260C
Ethylbenzene	ND	1.0	ug/L	11/13/14	HM	SW8260C
m&p-Xylene	ND	2.0	ug/L	11/13/14	HM	SW8260C
Methyl t-butyl ether (MTBE)	ND	2.0	ug/L	11/13/14	HM	SW8260C
o-Xylene	ND	1.0	ug/L	11/13/14	HM	SW8260C
Toluene	ND	1.0	ug/L	11/13/14	HM	SW8260C

QA/QC Surrogates

% 1,2-dichlorobenzene-d4	104		%	11/13/14	HM	70 - 130 %
% Bromofluorobenzene	96		%	11/13/14	HM	70 - 130 %
% Dibromofluoromethane	108		%	11/13/14	HM	70 - 130 %
% Toluene-d8	101		%	11/13/14	HM	70 - 130 %

Semivolatiles by SIM


2-Methylnaphthalene	ND	0.10	ug/L	11/16/14	DD	SW8270D (SIM)
---------------------	----	------	------	----------	----	---------------

Parameter	Result	RL/ PQL	Units	Date/Time	By	Reference
Acenaphthene	0.60	0.10	ug/L	11/16/14	DD	SW8270D (SIM)
Acenaphthylene	0.10	0.10	ug/L	11/16/14	DD	SW8270D (SIM)
Anthracene	0.12	0.10	ug/L	11/16/14	DD	SW8270D (SIM)
Benz(a)anthracene	0.02	0.02	ug/L	11/16/14	DD	SW8270D (SIM)
Benzo(a)pyrene	ND	0.02	ug/L	11/16/14	DD	SW8270D (SIM)
Benzo(b)fluoranthene	ND	0.02	ug/L	11/16/14	DD	SW8270D (SIM)
Benzo(ghi)perylene	ND	0.10	ug/L	11/16/14	DD	SW8270D (SIM)
Benzo(k)fluoranthene	ND	0.02	ug/L	11/16/14	DD	SW8270D (SIM)
Chrysene	ND	0.02	ug/L	11/16/14	DD	SW8270D (SIM)
Dibenz(a,h)anthracene	ND	0.01	ug/L	11/16/14	DD	SW8270D (SIM)
Fluoranthene	0.15	0.10	ug/L	11/16/14	DD	SW8270D (SIM)
Fluorene	ND	0.10	ug/L	11/16/14	DD	SW8270D (SIM)
Indeno(1,2,3-cd)pyrene	ND	0.02	ug/L	11/16/14	DD	SW8270D (SIM)
Naphthalene	ND	0.10	ug/L	11/16/14	DD	SW8270D (SIM)
Phenanthrene	ND	0.07	ug/L	11/16/14	DD	SW8270D (SIM)
Pyrene	0.23	0.10	ug/L	11/16/14	DD	SW8270D (SIM)
<u>QA/QC Surrogates</u>						
% 2-Fluorobiphenyl	53		%	11/16/14	DD	30 - 130 %
% Nitrobenzene-d5	51		%	11/16/14	DD	30 - 130 %
% Terphenyl-d14	86		%	11/16/14	DD	30 - 130 %

RL/PQL=Reporting/Practical Quantitation Level (Equivalent to NELAC LOQ, Limit of Quantitation) ND=Not Detected
 BRL=Below Reporting Level

Comments:

If there are any questions regarding this data, please call Phoenix Client Services at extension 200.
 This report must not be reproduced except in full as defined by the attached chain of custody.



Phyllis Shiller, Laboratory Director
February 25, 2015

Reviewed and Released by: Phyllis Shiller, Laboratory Director



Environmental Laboratories, Inc.
 587 East Middle Turnpike, P.O.Box 370, Manchester, CT 06045
 Tel. (860) 645-1102 Fax (860) 645-0823



Analysis Report

February 25, 2015

FOR: Attn: Gary J. Fuerstenberg, P.E.
 Haley & Aldrich
 100 Corporate Place
 Suite 105
 Rocky Hill, CT 06067-1803

Sample Information

Matrix: GROUND WATER
 Location Code: HALEY-NY
 Rush Request: Standard
 P.O.#: 28590-024

Custody Information

Collected by:
 Received by: SW
 Analyzed by: see "By" below

Date Time
 11/11/14 13:40
 11/11/14 16:14

Laboratory Data

SDG ID: GBH39422
 Phoenix ID: BH39425

Project ID: TARRYTOWN FORMER MGP SITE
 Client ID: MW-24

Parameter	Result	RL/ PQL	Units	Date/Time	By	Reference
Iron	0.093	0.010	mg/L	11/12/14	LK	SW6010C
Manganese	0.004	0.001	mg/L	11/12/14	LK	SW6010C
B.O.D./5 day	< 4.0	4.0	mg/L	11/11/14 19:14	CB/RM	SM5210B-01
C.O.D.	180	10	mg/L	11/13/14	MSF	SM5220D-97
Dissolved Organic Carbon	2.4	1.0	mg/L	11/14/14	RR/EG	SM5310C-00
Nitrite as Nitrogen	< 0.01	0.01	mg/L	11/12/14 11:59	BS/EG	E300.0
Nitrate as Nitrogen	0.81	0.05	mg/L	11/12/14 11:59	BS/EG	E300.0
Sulfate	400	E 3.0	mg/L	11/12/14	BS/EG	E300.0
Sulfide	< 0.10	0.10	mg/L	11/13/14	EG	SM4500S-D-00
Total Organic Carbon	2.6	1.0	mg/L	11/13/14	RWR	SM5310C-00
Semi-Volatile Extraction	Completed			11/11/14	E/D	SW3520C
Total Metals Digestion	Completed			11/11/14	AG	SW3050B

Aromatic Volatiles

Benzene	ND	1.0	ug/L	11/13/14	HM	SW8260C
Ethylbenzene	ND	1.0	ug/L	11/13/14	HM	SW8260C
m&p-Xylene	ND	2.0	ug/L	11/13/14	HM	SW8260C
Methyl t-butyl ether (MTBE)	ND	2.0	ug/L	11/13/14	HM	SW8260C
o-Xylene	ND	1.0	ug/L	11/13/14	HM	SW8260C
Toluene	ND	1.0	ug/L	11/13/14	HM	SW8260C

QA/QC Surrogates

% 1,2-dichlorobenzene-d4	104		%	11/13/14	HM	70 - 130 %
% Bromofluorobenzene	94		%	11/13/14	HM	70 - 130 %
% Dibromofluoromethane	106		%	11/13/14	HM	70 - 130 %
% Toluene-d8	101		%	11/13/14	HM	70 - 130 %

Semivolatiles by SIM

2-Methylnaphthalene	ND	0.10	ug/L	11/17/14	DD	SW8270D (SIM)
---------------------	----	------	------	----------	----	---------------

Parameter	Result	RL/ PQL	Units	Date/Time	By	Reference
Acenaphthene	ND	0.10	ug/L	11/17/14	DD	SW8270D (SIM)
Acenaphthylene	ND	0.10	ug/L	11/17/14	DD	SW8270D (SIM)
Anthracene	ND	0.10	ug/L	11/17/14	DD	SW8270D (SIM)
Benz(a)anthracene	ND	0.02	ug/L	11/17/14	DD	SW8270D (SIM)
Benzo(a)pyrene	ND	0.02	ug/L	11/17/14	DD	SW8270D (SIM)
Benzo(b)fluoranthene	ND	0.02	ug/L	11/17/14	DD	SW8270D (SIM)
Benzo(ghi)perylene	ND	0.10	ug/L	11/17/14	DD	SW8270D (SIM)
Benzo(k)fluoranthene	ND	0.02	ug/L	11/17/14	DD	SW8270D (SIM)
Chrysene	ND	0.02	ug/L	11/17/14	DD	SW8270D (SIM)
Dibenz(a,h)anthracene	ND	0.01	ug/L	11/17/14	DD	SW8270D (SIM)
Fluoranthene	ND	0.10	ug/L	11/17/14	DD	SW8270D (SIM)
Fluorene	ND	0.10	ug/L	11/17/14	DD	SW8270D (SIM)
Indeno(1,2,3-cd)pyrene	ND	0.02	ug/L	11/17/14	DD	SW8270D (SIM)
Naphthalene	ND	0.10	ug/L	11/17/14	DD	SW8270D (SIM)
Phenanthrene	ND	0.07	ug/L	11/17/14	DD	SW8270D (SIM)
Pyrene	ND	0.10	ug/L	11/17/14	DD	SW8270D (SIM)
QA/QC Surrogates						
% 2-Fluorobiphenyl	40		%	11/17/14	DD	30 - 130 %
% Nitrobenzene-d5	22		%	11/17/14	DD	30 - 130 %
% Terphenyl-d14	92		%	11/17/14	DD	30 - 130 %

3 = This parameter exceeds laboratory specified limits.

RL/PQL=Reporting/Practical Quantitation Level (Equivalent to NELAC LOQ, Limit of Quantitation) ND=Not Detected
 BRL=Below Reporting Level


Comments:

Semi-Volatile Comment:

Poor surrogate recovery was observed for one acid and/or one base surrogate. The other surrogates associated with this sample were within QA/QC criteria. No significant bias suspected.

E - estimated value, the sulfate concentration is reported above the calibration range.

If there are any questions regarding this data, please call Phoenix Client Services at extension 200.
 This report must not be reproduced except in full as defined by the attached chain of custody.



Phyllis Shiller, Laboratory Director

February 25, 2015

Reviewed and Released by: Phyllis Shiller, Laboratory Director



Environmental Laboratories, Inc.
 587 East Middle Turnpike, P.O.Box 370, Manchester, CT 06045
 Tel. (860) 645-1102 Fax (860) 645-0823

Analysis Report

February 25, 2015

FOR: Attn: Gary J. Fuerstenberg, P.E.
 Haley & Aldrich
 100 Corporate Place
 Suite 105
 Rocky Hill, CT 06067-1803

Sample Information

Matrix: GROUND WATER
 Location Code: HALEY-NY
 Rush Request: Standard
 P.O.#: 28590-024

Custody Information

Collected by:
 Received by: SW
 Analyzed by: see "By" below

Date Time
 11/11/14 0:00
 11/11/14 16:14

Laboratory Data

SDG ID: GBH39422
 Phoenix ID: BH39426

Project ID: TARRYTOWN FORMER MGP SITE
 Client ID: DUP-111114

Parameter	Result	RL/ PQL	Units	Date/Time	By	Reference
Iron	0.305	0.010	mg/L	11/12/14	LK	SW6010C
Manganese	0.047	0.001	mg/L	11/12/14	LK	SW6010C
B.O.D./5 day	< 4.0	4.0	mg/L	11/11/14 19:14	CB/RM	SM5210B-01
C.O.D.	161	10	mg/L	11/13/14	MSF	SM5220D-97
Dissolved Organic Carbon	2.3	1.0	mg/L	11/14/14	RR/EG	SM5310C-00
Nitrite as Nitrogen	< 0.01	0.01	mg/L	11/12/14 12:08	BS/EG	E300.0
Nitrate as Nitrogen	0.60	0.05	mg/L	11/12/14 12:08	BS/EG	E300.0
Sulfate	400	E 3.0	mg/L	11/12/14	BS/EG	E300.0
Sulfide	< 0.10	0.10	mg/L	11/13/14	EG	SM4500S-D-00
Total Organic Carbon	2.6	1.0	mg/L	11/13/14	RWR	SM5310C-00
Semi-Volatile Extraction	Completed			11/11/14	E/D	SW3520C
Total Metals Digestion	Completed			11/11/14	AG	SW3050B

Aromatic Volatiles

Benzene	ND	1.0	ug/L	11/13/14	HM	SW8260C
Ethylbenzene	ND	1.0	ug/L	11/13/14	HM	SW8260C
m&p-Xylene	ND	2.0	ug/L	11/13/14	HM	SW8260C
Methyl t-butyl ether (MTBE)	ND	2.0	ug/L	11/13/14	HM	SW8260C
o-Xylene	ND	1.0	ug/L	11/13/14	HM	SW8260C
Toluene	ND	1.0	ug/L	11/13/14	HM	SW8260C

QA/QC Surrogates

% 1,2-dichlorobenzene-d4	104		%	11/13/14	HM	70 - 130 %
% Bromofluorobenzene	94		%	11/13/14	HM	70 - 130 %
% Dibromofluoromethane	106		%	11/13/14	HM	70 - 130 %
% Toluene-d8	101		%	11/13/14	HM	70 - 130 %

Semivolatiles by SIM


2-Methylnaphthalene	ND	0.10	ug/L	11/17/14	DD	SW8270D (SIM)
---------------------	----	------	------	----------	----	---------------

Parameter	Result	RL/ PQL	Units	Date/Time	By	Reference
Acenaphthene	ND	0.10	ug/L	11/17/14	DD	SW8270D (SIM)
Acenaphthylene	ND	0.10	ug/L	11/17/14	DD	SW8270D (SIM)
Anthracene	ND	0.10	ug/L	11/17/14	DD	SW8270D (SIM)
Benz(a)anthracene	0.02	0.02	ug/L	11/17/14	DD	SW8270D (SIM)
Benzo(a)pyrene	ND	0.02	ug/L	11/17/14	DD	SW8270D (SIM)
Benzo(b)fluoranthene	ND	0.02	ug/L	11/17/14	DD	SW8270D (SIM)
Benzo(ghi)perylene	ND	0.10	ug/L	11/17/14	DD	SW8270D (SIM)
Benzo(k)fluoranthene	ND	0.02	ug/L	11/17/14	DD	SW8270D (SIM)
Chrysene	ND	0.02	ug/L	11/17/14	DD	SW8270D (SIM)
Dibenz(a,h)anthracene	ND	0.01	ug/L	11/17/14	DD	SW8270D (SIM)
Fluoranthene	ND	0.10	ug/L	11/17/14	DD	SW8270D (SIM)
Fluorene	ND	0.10	ug/L	11/17/14	DD	SW8270D (SIM)
Indeno(1,2,3-cd)pyrene	ND	0.02	ug/L	11/17/14	DD	SW8270D (SIM)
Naphthalene	ND	0.10	ug/L	11/17/14	DD	SW8270D (SIM)
Phenanthrene	ND	0.07	ug/L	11/17/14	DD	SW8270D (SIM)
Pyrene	ND	0.10	ug/L	11/17/14	DD	SW8270D (SIM)
QA/QC Surrogates						
% 2-Fluorobiphenyl	56		%	11/17/14	DD	30 - 130 %
% Nitrobenzene-d5	48		%	11/17/14	DD	30 - 130 %
% Terphenyl-d14	105		%	11/17/14	DD	30 - 130 %

RL/PQL=Reporting/Practical Quantitation Level (Equivalent to NELAC LOQ, Limit of Quantitation) ND=Not Detected
 BRL=Below Reporting Level

Comments:

E - estimated value, the sulfate concentration is reported above the calibration range.
 If there are any questions regarding this data, please call Phoenix Client Services at extension 200.
 This report must not be reproduced except in full as defined by the attached chain of custody.



Phyllis Shiller, Laboratory Director

February 25, 2015

Reviewed and Released by: Phyllis Shiller, Laboratory Director



Environmental Laboratories, Inc.
 587 East Middle Turnpike, P.O.Box 370, Manchester, CT 06045
 Tel. (860) 645-1102 Fax (860) 645-0823

Analysis Report

February 25, 2015

FOR: Attn: Gary J. Fuerstenberg, P.E.
 Haley & Aldrich
 100 Corporate Place
 Suite 105
 Rocky Hill, CT 06067-1803

Sample Information

Matrix: GROUND WATER
 Location Code: HALEY-NY
 Rush Request: Standard
 P.O.#: 28590-024

Custody Information

Collected by:
 Received by: SW
 Analyzed by: see "By" below

Date Time
 11/11/14 0:00
 11/11/14 16:14

Laboratory Data

SDG ID: GBH39422
 Phoenix ID: BH39427

Project ID: TARRYTOWN FORMER MGP SITE
 Client ID: TB-111114

Parameter	Result	RL/ PQL	Units	Date/Time	By	Reference
<u>Aromatic Volatiles</u>						
Benzene	ND	1.0	ug/L	11/13/14	HM	SW8260C
Ethylbenzene	ND	1.0	ug/L	11/13/14	HM	SW8260C
m&p-Xylene	ND	2.0	ug/L	11/13/14	HM	SW8260C
Methyl t-butyl ether (MTBE)	ND	2.0	ug/L	11/13/14	HM	SW8260C
o-Xylene	ND	1.0	ug/L	11/13/14	HM	SW8260C
Toluene	ND	1.0	ug/L	11/13/14	HM	SW8260C
<u>QA/QC Surrogates</u>						
% 1,2-dichlorobenzene-d4	104		%	11/13/14	HM	70 - 130 %
% Bromofluorobenzene	91		%	11/13/14	HM	70 - 130 %
% Dibromofluoromethane	105		%	11/13/14	HM	70 - 130 %
% Toluene-d8	100		%	11/13/14	HM	70 - 130 %

RL/PQL=Reporting/Practical Quantitation Level (Equivalent to NELAC LOQ, Limit of Quantitation) ND=Not Detected
 BRL=Below Reporting Level

Comments:

TRIP BLANK INCLUDED.

If there are any questions regarding this data, please call Phoenix Client Services at extension 200.
 This report must not be reproduced except in full as defined by the attached chain of custody.

Phyllis Shiller, Laboratory Director

February 25, 2015

Reviewed and Released by: Phyllis Shiller, Laboratory Director



Environmental Laboratories, Inc.
 587 East Middle Turnpike, P.O.Box 370, Manchester, CT 06045
 Tel. (860) 645-1102 Fax (860) 645-0823



QA/QC Report

February 25, 2015

QA/QC Data

SDG I.D.: GBH39422

Parameter	Blank	Sample Result	Dup Result	Dup RPD	LCS %	LCSD %	LCS RPD	MS %	MSD %	MS RPD	% Rec Limits	% RPD Limits
QA/QC Batch 291992, QC Sample No: BH39425 (BH39422, BH39423, BH39424, BH39425)												
<u>ICP Metals - Aqueous</u>												
Iron	BRL	0.093	0.094	1.10	104	102	1.9	99.2	95.8	3.5	75 - 125	20
Manganese	BRL	0.004	0.004	NC	105	104	1.0	102	98.6	3.4	75 - 125	20
QA/QC Batch 291993, QC Sample No: BH39426 (BH39426)												
<u>ICP Metals - Aqueous</u>												
Iron	BRL	0.305	0.233	26.8	99.3	103	3.7	88.6	86.1	2.9	75 - 125	20 r
Manganese	BRL	0.047	0.036	26.5	101	105	3.9	92.6	90.5	2.3	75 - 125	20 r

r = This parameter is outside laboratory rpd specified recovery limits.



Environmental Laboratories, Inc.
 587 East Middle Turnpike, P.O. Box 370, Manchester, CT 06045
 Tel. (860) 645-1102 Fax (860) 645-0823



QA/QC Report

February 25, 2015

QA/QC Data

SDG I.D.: GBH39422

Parameter	Blank	Sample Result	Dup Result	Dup RPD	LCS %	LCSD %	LCS RPD	MS %	MSD %	MS RPD	% Rec Limits	% RPD Limits
QA/QC Batch 292406, QC Sample No: BH38961 (BH39422)												
Nitrate as Nitrogen	BRL	<0.05	<0.05	NC	101			109			85 - 115	20
Nitrite as Nitrogen	BRL	<0.01	<0.01	NC	102			118			85 - 115	20
Sulfate	BRL	28.1	29.2	3.80	93.8			111			85 - 115	20
QA/QC Batch 291981, QC Sample No: BH39423 (BH39422, BH39423, BH39424, BH39425, BH39426)												
B.O.D./5 day	BRL	<4.0	<4.0	NC	105			108			70 - 130	20
QA/QC Batch 292158, QC Sample No: BH39423 (BH39422, BH39423, BH39424, BH39425, BH39426)												
C.O.D.	BRL	125	123	1.60	95.5			81.0			85 - 115	20
QA/QC Batch 292272, QC Sample No: BH39426 (BH39422, BH39423, BH39424, BH39425, BH39426)												
Total Organic Carbon	BRL	2.6	2.8	NC	99.0			100			85 - 115	20
QA/QC Batch 292407, QC Sample No: BH39446 (BH39425, BH39426)												
Nitrate as Nitrogen	BRL	0.99	1.04	4.90	104			105			85 - 115	20
Nitrite as Nitrogen	BRL	<0.01	<0.01	NC	101			110			85 - 115	20
Sulfate	BRL	<3.0	<3.0	NC	99.9			97.6			85 - 115	20
QA/QC Batch 292382, QC Sample No: BH39547 (BH39423, BH39424)												
Nitrate as Nitrogen	BRL	0.11	0.12	NC	101			102			85 - 115	20
Nitrite as Nitrogen	BRL	<0.01	<0.01	NC	105			103			85 - 115	20
Sulfate	BRL	3.2	3.2	NC	94.4			98.4			85 - 115	20
QA/QC Batch 292173, QC Sample No: BH40323 (BH39422, BH39423, BH39424, BH39425, BH39426)												
Sulfide	BRL	<0.10	<0.10	NC	102			104				
QA/QC Batch 292575, QC Sample No: BH40773 (BH39422, BH39423, BH39424, BH39425, BH39426)												
Total Organic Carbon	BRL	1.3	1.3	NC	99.0			94.0			85 - 115	20



Environmental Laboratories, Inc.
587 East Middle Turnpike, P.O.Box 370, Manchester, CT 06045
Tel. (860) 645-1102 Fax (860) 645-0823



QA/QC Report

February 25, 2015

QA/QC Data

SDG I.D.: GBH39422

Parameter	Blank	LCS %	LCSD %	LCS RPD	MS %	MSD %	MS RPD	% Rec Limits	% RPD Limits
QA/QC Batch 291977, QC Sample No: BH39399 (BH39422, BH39423, BH39424, BH39425, BH39426)									
Polynuclear Aromatic HC - Ground Water									
2-Methylnaphthalene	ND	35	35	0.0				30 - 130	20
Acenaphthene	ND	55	56	1.8				30 - 130	20
Acenaphthylene	ND	54	54	0.0				30 - 130	20
Anthracene	ND	72	72	0.0				30 - 130	20
Benz(a)anthracene	ND	69	69	0.0				30 - 130	20
Benzo(a)pyrene	ND	70	71	1.4				30 - 130	20
Benzo(b)fluoranthene	ND	79	77	2.6				30 - 130	20
Benzo(ghi)perylene	ND	66	66	0.0				30 - 130	20
Benzo(k)fluoranthene	ND	76	82	7.6				30 - 130	20
Chrysene	ND	73	73	0.0				30 - 130	20
Dibenz(a,h)anthracene	ND	68	68	0.0				30 - 130	20
Fluoranthene	ND	74	75	1.3				30 - 130	20
Fluorene	ND	64	65	1.6				30 - 130	20
Indeno(1,2,3-cd)pyrene	ND	68	68	0.0				30 - 130	20
Naphthalene	ND	25	25	0.0				30 - 130	20
Phenanthrene	ND	65	65	0.0				30 - 130	20
Pyrene	ND	76	76	0.0				30 - 130	20
% 2-Fluorobiphenyl	39	40	40	0.0				30 - 130	20
% Nitrobenzene-d5	57	28	28	0.0				30 - 130	20
% Terphenyl-d14	61	73	72	1.4				30 - 130	20

Comment:

Additional 8270 criteria: 20% of compounds can be outside of acceptance criteria as long as recovery is at least 10%. (Acid surrogates acceptance range for aqueous samples: 15-110%, for soils 30-130%)

QA/QC Batch 292184, QC Sample No: BH39891 (BH39422, BH39423, BH39424, BH39425, BH39426, BH39427)

Volatiles - Ground Water

Benzene	ND	115	118	2.6	120	121	0.8	70 - 130	30
Ethylbenzene	ND	115	121	5.1	122	122	0.0	70 - 130	30
m&p-Xylene	ND	115	119	3.4	124	124	0.0	70 - 130	30
Methyl t-butyl ether (MTBE)	ND	122	123	0.8	125	124	0.8	70 - 130	30
o-Xylene	ND	120	125	4.1	129	131	1.5	70 - 130	30
Toluene	ND	115	118	2.6	120	123	2.5	70 - 130	30
% 1,2-dichlorobenzene-d4	105	102	99	3.0	100	99	1.0	70 - 130	30
% Bromofluorobenzene	94	101	100	1.0	101	100	1.0	70 - 130	30
% Dibromofluoromethane	108	106	104	1.9	99	99	0.0	70 - 130	30
% Toluene-d8	100	101	100	1.0	100	101	1.0	70 - 130	30

Comment:

A blank MS/MSD was analyzed with this batch.

Additional 8260 criteria: 10% of LCS/LCSD compounds can be outside of acceptance criteria as long as recovery is 40-160%.

l = This parameter is outside laboratory lcs/lcsd specified recovery limits.

m = This parameter is outside laboratory ms/msd specified recovery limits.

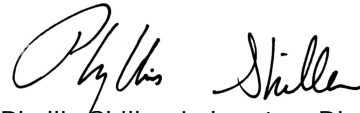
QA/QC Data

SDG I.D.: GBH39422

Parameter	Blank	LCS %	LCSD %	LCS RPD	MS %	MSD %	MS RPD	% Rec Limits	% RPD Limits
-----------	-------	----------	-----------	------------	---------	----------	-----------	--------------------	--------------------

If there are any questions regarding this data, please call Phoenix Client Services at extension 200.

- RPD - Relative Percent Difference
- LCS - Laboratory Control Sample
- LCSD - Laboratory Control Sample Duplicate
- MS - Matrix Spike
- MS Dup - Matrix Spike Duplicate
- NC - No Criteria
- Intf - Interference



Phyllis Shiller, Laboratory Director
February 25, 2015

Sample Criteria Exceedences Report

GBH39422 - HALEY-NY

Criteria: None

State: NY

SampNo	Acode	Phoenix Analyte	Criteria	Result	RL	Criteria	RL	Analysis Units
--------	-------	-----------------	----------	--------	----	----------	----	----------------

*** No Data to Display ***

Phoenix Laboratories does not assume responsibility for the data contained in this report. It is provided as an additional tool to identify requested criteria exceedences. All efforts are made to ensure the accuracy of the data (obtained from appropriate agencies). A lack of exceedence information does not necessarily suggest conformance to the criteria. It is ultimately the site professional's responsibility to determine appropriate compliance.



Environmental Laboratories, Inc.
587 East Middle Turnpike, P.O.Box 370, Manchester, CT 06045
Tel. (860) 645-1102 Fax (860) 645-0823



NY Temperature Narration

February 25, 2015

SDG I.D.: GBH39422

The samples in this delivery group were received at 4°C.
(Note acceptance criteria is above freezing up to 6°C)



NY/NJ CHAIN OF CUSTODY RECORD

587 East Middle Turnpike, P.O. Box 370, Manchester, CT 06040
 Email: info@phoenixlabs.com Fax (860) 645-0823
 Client Services (860) 645-8726

Customer: HALEY & ALDRICH, INC.
 Address: 100 CORPORATE ROCKY HILL, CT 06067

Project: TARRYTOWN FORMER MGP SITE
 Report to: Gary Fuerstenberg
 Invoice to: National Re/Sources

Contact Options:
 Project P.O.: 285 90-024

This section MUST be completed with Bottle Quantities.

Cooler: Yes No
 IPK: ICE No
 Temp: 4 °C Pg 1 of 1

Fax:
 Phone:
 Email: gfuerstenberg@haleyaldrich.com

Sampler's Signature: [Signature] Date: 11/11/14

Matrix Code: GW
 DW=Drinking Water GW=Ground Water SW=Surface Water WW=Waste Water
 RW=Raw Water SE=Sediment SL=Sludge S=Soil SD=Solid W=Wipe
 OIL=Oil B=Bulk L=Liquid

Analysis Request

NO3 - 2 (ALOR(BTEX))
 VOCs - 2 (ALOR(BTEX))
 COD - 5 (ALOR(BTEX))
 TOC - 5 (ALOR(BTEX))
 Sulfate - 4060
 Nitrate + Nitrite - 375.4
 Total Fe, Mn - 6010

PHOENIX USE ONLY SAMPLE #	Customer Sample Identification	Sample Matrix	Date Sampled	Time Sampled
29	MW-29	GW	11/10/14	1545
20	MW-20	↓	11/11/14	0905
21	MW-21	↓	11/25	1125
24	MW-24	↓	11/11/14	1340
	DUP-111114	GW	11/11/14	—
	TB-111114	W	—	—

Analysis Request	NO3 - 2 (ALOR(BTEX))	VOCs - 2 (ALOR(BTEX))	COD - 5 (ALOR(BTEX))	TOC - 5 (ALOR(BTEX))	Sulfate - 4060	Nitrate + Nitrite - 375.4	Total Fe, Mn - 6010	GL VOA Vials (Inhibitor) HFO	GL Soil container () oz	GL Amber 100ml As Is H2SO4	PL H2SO4 250ml 1500ml	PL HNO3 250ml 1500ml	Beaker/Bottle
X	X	X	X	X	X	X	X	3	3	2	1	1	
X	X	X	X	X	X	X	X	3	3	2	1	1	
X	X	X	X	X	X	X	X	3	3	2	1	1	
X	X	X	X	X	X	X	X	3	3	2	1	1	
X	X	X	X	X	X	X	X	3	3	2	1	1	
X	X	X	X	X	X	X	X	3	3	2	1	1	
X	X	X	X	X	X	X	X	3	3	2	1	1	
X	X	X	X	X	X	X	X	3	3	2	1	1	
X	X	X	X	X	X	X	X	3	3	2	1	1	
X	X	X	X	X	X	X	X	3	3	2	1	1	

Relinquished by: [Signature] Date: 11/11/14 Time: 1420
 Accepted by: [Signature] Date: 11/11/14 Time: 10:14

Turnaround:
 1 Day*
 2 Days*
 3 Days*
 5 Days
 10 Days
 Other
 * SURCHARGE APPLIES

NJ Res. Criteria
 Non-Res. Criteria
 Impact to GW Soil Cleanup Criteria
 GW Criteria

NY TAGM 4046 GW
 TAGM 4046 SOIL
 NY375 Unrestricted Use Soil
 NY375 Residential Soil
 Restricted/Residential
 Commercial
 Industrial

Data Format:
 Phoenix Std Report
 Excel
 PDF
 GIS/Key
 EQUIS
 NJ Hazsite EDD
 NY EZ EDD (ASP)
 Other

Data Package:
 NJ Reduced Deliv.*
 NY Enhanced (ASP B)*
 Other

State where samples were collected: NY

Comments, Special Requirements or Regulations:
* MISSING TOC bottle, will pickup tomorrow. 11/11/14
*#1 vial broken at laboratory 11-11-14 CC

Cooler: Yes No
 IPK ICE No
 Temp 0 °C Pg of

CHAIN OF CUSTODY RECORD

587 East Middle Turnpike, P.O. Box 370, Manchester, CT 06040
 Email: info@phoenixlabs.com Fax (860) 645-0823
Client Services (860) 645-8726



Project: Tarrytown MGP Project P.O.: 00100-040
 Report to: Gary Fuerstenberg
 Invoice to: "
 Phone #: 860 290 3149
 Fax #:

This section MUST be completed with Bottle Quantities.

Analysis Request

To be assigned

GL VOA Vials [methanol] H2O
GL soil container () oz
GL VOA Vials [methanol] H2O
GL soil container () oz
30 ml VOA Vial [As Et] HCl
GL Amber 100ml [As Et] H2SO4
PL As Et [250ml] 150ml [150ml]
PL H2SO4 [250ml] 150ml [150ml]
PL HNO3 250ml
PL HNO3 150ml
Bacteria Bottle

Customer: Haley + Aldrich
 Address: 100 Corporate Place
Rodney Hill, CT 06033

Client Sample - Information - Identification
ROB for S. Poff Date: 11/11/14

Matrix Code:
 DW=Drinking Water GW=Ground Water SW=Surface Water WW=Waste Water
 RW=Raw Water SE=Sediment SL=Sludge S=Soil SD=Solid W=Wipe
 OIL=Oil B=Bulk L=Liquid

PHOENIX USE ONLY SAMPLE #	Customer Sample Identification	Sample Matrix	Date Sampled	Time Sampled
<u>38505</u>	<u>MW-21</u>	<u>gw</u>	<u>11/11/14</u>	<u>1125</u>

Relinquished by:	Accepted by:	Date:	Time:	RI	CT	MA	Data Format
<u>[Signature]</u>	<u>[Signature]</u>	<u>11/12/14</u>	<u>9:58</u>	<input type="checkbox"/> Direct Exposure (Residential) <input type="checkbox"/> GW <input type="checkbox"/> Other	<input type="checkbox"/> RCP Cert <input type="checkbox"/> GW Protection <input type="checkbox"/> SW Protection <input type="checkbox"/> GA Mobility <input type="checkbox"/> GB Mobility <input type="checkbox"/> Residential DEC <input type="checkbox"/> I/C DEC <input type="checkbox"/> Other	<input type="checkbox"/> MCP Certification <input type="checkbox"/> GW-1 <input type="checkbox"/> GW-2 <input type="checkbox"/> GW-3 <input type="checkbox"/> S-1 <input type="checkbox"/> S-2 <input type="checkbox"/> S-3 <input type="checkbox"/> MWRA eSMART <input type="checkbox"/> Other	<input type="checkbox"/> Excel <input type="checkbox"/> PDF <input type="checkbox"/> GIS/Key <input type="checkbox"/> EQUIS <input type="checkbox"/> Other
		<u>11/21/14</u>	<u>13:30</u>				

Turnaround:
 1 Day*
 2 Days*
 3 Days*
 Standard
 Other

Comments, Special Requirements or Regulations:
Analysis to be assigned by HTA (pending).
SAMPLE THAT WAS MISSING FOR TOG ON 11/11/14

State where samples were collected: NY

* SURCHARGE APPLIES