

**DAILY FIELD REPORT 170**

Prepared By: LANGAN

<b>WEATHER</b>	Snow		Rain		Overcast	x	Partly Cloudy		Sunny	
<b>TEMP.</b>	< 32	X	32-50		50-70		70-85		>85	

<b>BCP Project No:</b>	C231153	<b>Date:</b>	January 18, 2024
------------------------	---------	--------------	------------------

<b>Project Name:</b>	Kasser Scrap Metal and Rector Cleaners Site	<b>Time:</b>	6:45 am to 3:30 pm
----------------------	---	--------------	--------------------

<b>Consultant:</b> Langan Engineering, Environmental, Surveying, Landscape Architecture and Geology, D.P.C. (Langan)	<b>Langan Field Personnel:</b> Carli Piretra (Environmental) Xianglei Zheng (Geotechnical)
<b>Construction Manager:</b> Consigli Construction Co., Inc. (Consigli)	
<b>Foundation Contractor:</b> Urban Foundation/Engineering (Urban)	

**Work Activities Performed:**

- Urban graded an about 3-foot-long by 2-foot-wide area in the southern part of grid WC04 for equipment mobilization.
- Graded soil/fill consisted of non-native soil; odors, staining, elevated photoionization detector (PID) readings, or other evidence of a petroleum or chemical release were not observed.
- Urban readvanced one caisson casing in the southern part of grid WC04.

**Material Tracking:**

- No soil/fill was exported from the site.
- No material was imported to the site.

Materials Export Summary								
Facility Name	Bayshore Soil Management, LLC		Clean Earth of Carteret, LLC		PPark NJ		Faztec Solutions	
Location	Keasbey, NJ		Carteret, NJ		Prospect Park, NJ		Staten Island, NY	
Type of Waste	Non-hazardous Soil		Non-hazardous Soil		Non-hazardous Soil		C&D	
Today	Number of Loads	Approx. Volume (CY)	Number of Loads	Approx. Volume (CY)	Number of Loads	Approx. Volume (CY)	Number of Loads	Approximate Volume (CY)
		0	-	0	-	0	-	0
Total	Number of Loads	Approx. Volume (CY)	Number of Loads	Approx. Volume (CY)	Number of Loads	Approx. Volume (CY)	Number of Loads	Approximate Volume (CY)
	139	2,780	252	5,040	0	-	15	300

Materials Export Summary		
Facility Name	Dale Transfer Corp.	
Location	West Babylon, NY	
Type of Waste	Concrete	
Today	Number of Loads	Approx. Volume (CY)
		0
Total	Number of Loads	Approx. Volume (CY)
	2	40

Materials Import Summary						
Facility Name	Greenpoint Quarry / North Shore Terminal		Stavola Bound Brook / North Shore Terminal		North American Aggregate Mining Operations	
Location	Staten Island, NY		Staten Island, NY		Perth Amboy, NJ	
Type of Material	ASTM #57 0.75-inch Stone		ASTM #2 2.5-inch Stone		Pipe Sand Backfill	
Today	Number of Loads	Approx. Volume (CY)	Number of Loads	Approx. Volume (CY)	Number of Loads	Approx. Volume (CY)
		0	-	0	0	0
Total	Number of Loads	Approx. Volume (CY)	Number of Loads	Approx. Volume (CY)	Number of Loads	Approx. Volume (CY)
	6	120	3	60	0	-
Approved Quantity	-	500	-	200	-	300

**Samples Collected:**

- No samples were collected.

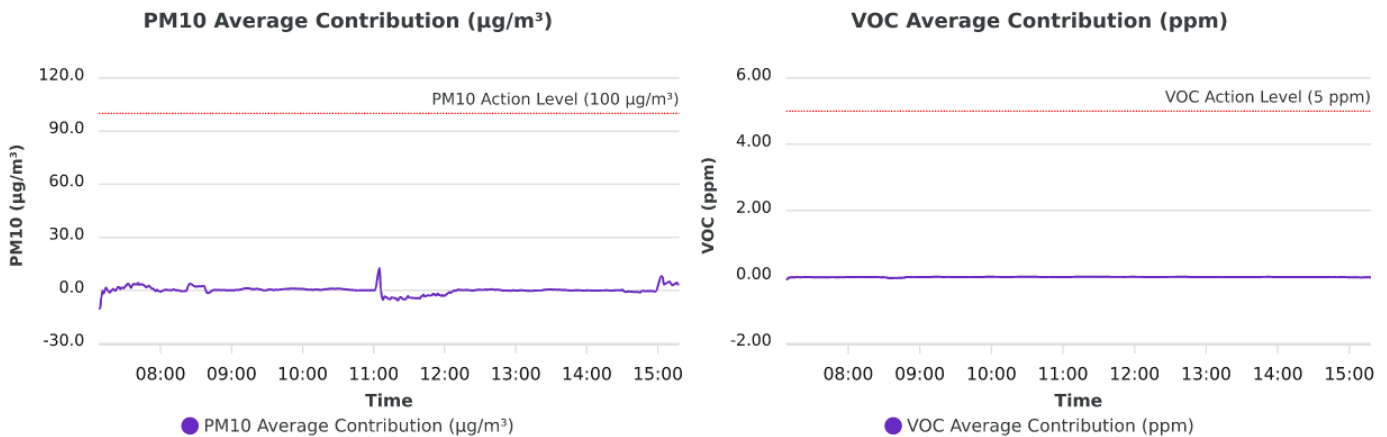
**Air Monitoring:**

The 15-minute average site contributions for particulates and volatile organic compounds (VOCs) are calculated by subtracting the upwind readings from the downwind readings. A true action level exceedance is realized when this net result exceeds 100 µg/m<sup>3</sup> for particulates and 5 ppm for organic vapors. No particulates (PM10) or organic vapors exceeded the 15-minute average site contribution action level of 100 µg/m<sup>3</sup> or 5 ppm, respectively, on this day.

Particulate Monitoring (µg/m <sup>3</sup> )		Organic Vapor Monitoring (ppm)	
Daily Background	17.7	Daily Background	0.07
PM10 Average Site Contribution (Minimum)	-10.3	VOC Average Site Contribution (Minimum)	-0.07
PM10 Average Site Contribution (Maximum)	12.7	VOC Average Site Contribution (Maximum)	0.01

µg/m<sup>3</sup>: micrograms per cubic meter.

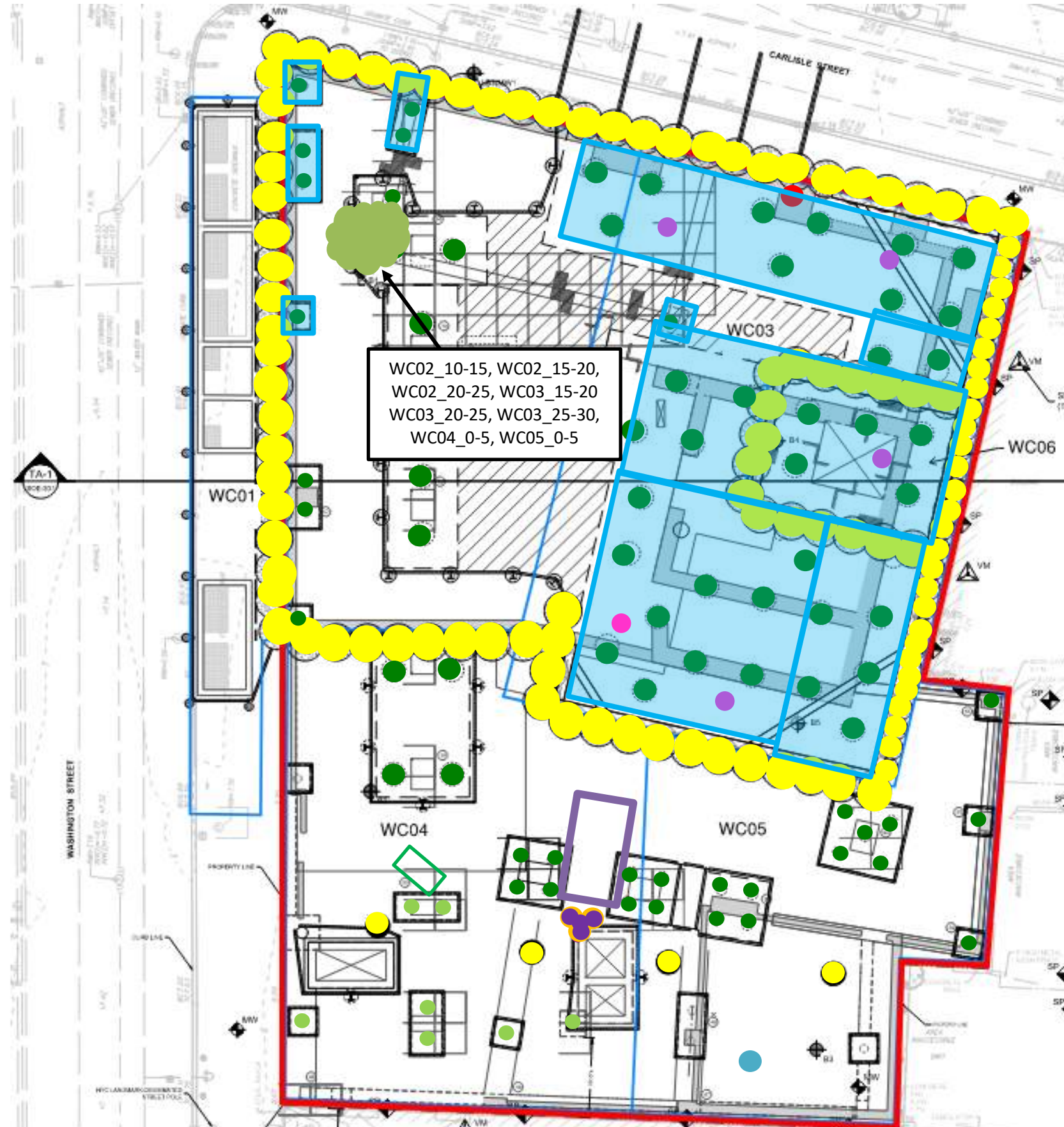
ppm: parts per million.



**Planned Activities:**

- Urban will continue to excavate and grade site soil/fill in support of foundation installation.
- Urban will continue to advance caissons.

**SITE PLAN**



- Site Boundary**
- Waste Characterization Grid Boundary**
- **CAMP station 1**
- **CAMP station 2**
- **Stockpile – Soil (no impacts)**
- **Stockpile – C&D**
- **Stockpile – Timber Piles**
- Approximate Location of Excavation**
- Approximate Area of Grading**
- Approximate Backfill Location**
- **Completed Soil-Mix Column**
- **Completed Caisson Casing**
- **Completed Caisson**
- **Reinstalled Soil-Mix Column as part of the In-Situ Stabilization of NAPL-contaminated Soil**
- **Soil-Mix Core Advanced**
- **Documentation Endpoint Sample**
- Completed Waterproofing Installation**
- Approximate Location of the Former UST**

**Note:** Waste characterization grid areas were developed by PT Consultants and Urban and is shown on this site plan for reference only.

**Photo Log**

**Photo 1:** Urban grading in the western part of grid WC04 (facing southeast).



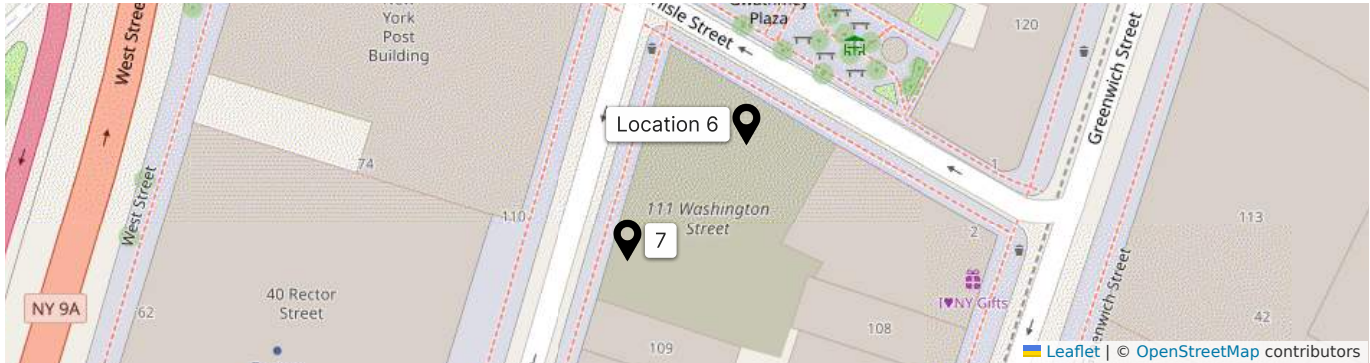
**Photo 2:** View of the southern part of the site (facing southeast).



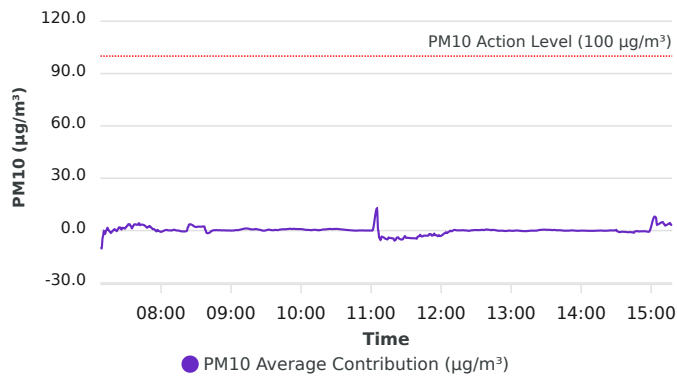
<b>LANGAN</b>	<b>Air Monitoring Report</b>	<b>170695201 - 111 Washington St</b>	
		<b>Report Period</b>	
		<b>From:</b>	1/18/2024 06:00
		<b>To:</b>	1/18/2024 19:00
		<b>PM10 Action Level:</b>	100.0 $\mu\text{g}/\text{m}^3$
<b>VOC Action Level:</b>	5.00 ppm		

<b>Daily Environmental Summary</b>	<b>Windspeed (mph)</b>	<b>Prevailing wind direction</b>
1/18/2024	0.2-2	ESE

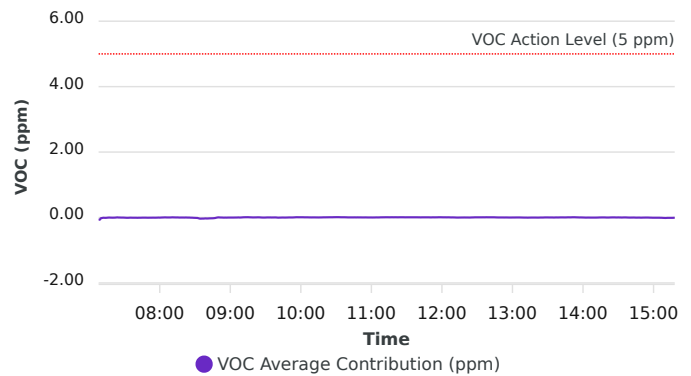
<b>Daily Monitoring Summary</b>	<b>PM10 (<math>\mu\text{g}/\text{m}^3</math>)</b>	<b>Time</b>	<b>VOC (ppm)</b>	<b>Time</b>
<b>Min Contribution (15 min avg.) - 1/18/2024</b>	-10.3	07:08	-0.07	07:08
<b>Max Contribution (15 min avg.) - 1/18/2024</b>	12.7	11:05	0.01	10:30



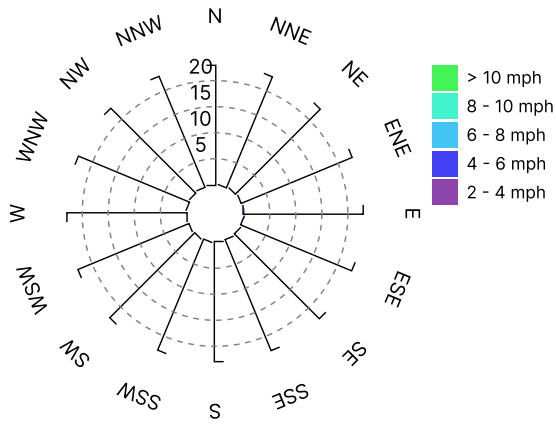
**PM10 Average Contribution ( $\mu\text{g}/\text{m}^3$ )**



**VOC Average Contribution (ppm)**



Contribution wind rose (mph)



Date/Time	Average Upwind PM10 (µg/m³)	Average Downwind PM10 (µg/m³)	Average Contribution PM10 (µg/m³)	Average Upwind VOC (ppm)	Average Downwind VOC (ppm)	Average Contribution VOC (ppm)	Wind Speed 15 min Avg	Wind Direction
1/18/2024 07:08:00	17.7	7.4	-10.3	0.07	0.00	-0.07	0.4	SE
1/18/2024 07:09:00	17.6	7.5	-10.2	0.07	0.00	-0.07	0.5	NE
1/18/2024 07:10:00	14.1	10.3	-3.7	0.04	0.02	-0.02	0.5	W
1/18/2024 07:11:00	12.5	12.2	-0.3	0.04	0.02	-0.01	0.5	WSW
1/18/2024 07:12:00	13.3	11.5	-1.8	0.03	0.02	-0.01	0.5	ESE
1/18/2024 07:13:00	12.4	12.5	0.1	0.03	0.02	-0.01	0.5	W
1/18/2024 07:14:00	11.7	13.3	1.5	0.03	0.01	-0.01	0.5	SW
1/18/2024 07:15:00	12.3	12.6	0.2	0.02	0.01	-0.01	0.5	SE
1/18/2024 07:16:00	12.7	12.1	-0.6	0.02	0.02	0.00	0.5	N
1/18/2024 07:17:00	12.9	11.6	-1.3	0.02	0.02	0.00	0.5	E
1/18/2024 07:18:00	12.4	11.9	-0.5	0.02	0.01	0.00	0.5	S
1/18/2024 07:19:00	12.1	12.2	0.1	0.02	0.01	-0.01	0.5	WSW
1/18/2024 07:20:00	11.8	12.6	0.8	0.02	0.01	-0.01	0.5	SW
1/18/2024 07:21:00	12.1	12.2	0.1	0.02	0.01	-0.01	0.5	SE
1/18/2024 07:22:00	12.2	12.0	-0.3	0.02	0.01	0.00	0.5	ESE
1/18/2024 07:23:00	11.6	12.3	0.7	0.01	0.01	0.00	0.6	W
1/18/2024 07:24:00	11.0	12.8	1.9	0.01	0.01	0.00	0.6	NW
1/18/2024 07:25:00	11.0	12.8	1.7	0.01	0.01	0.00	0.6	WNW
1/18/2024 07:26:00	11.4	12.1	0.6	0.01	0.01	0.00	0.5	E
1/18/2024 07:27:00	10.9	12.5	1.6	0.01	0.01	0.00	0.6	W
1/18/2024 07:28:00	11.0	12.3	1.4	0.01	0.01	0.00	0.6	W
1/18/2024 07:29:00	11.0	12.1	1.1	0.01	0.01	0.00	0.6	SW
1/18/2024 07:30:00	10.4	12.4	2.0	0.01	0.01	-0.01	0.6	WNW
1/18/2024 07:31:00	9.8	12.6	2.8	0.01	0.01	-0.01	0.6	WSW
1/18/2024 07:32:00	9.3	13.0	3.6	0.01	0.00	-0.01	0.6	W
1/18/2024 07:33:00	9.4	13.0	3.6	0.01	0.00	-0.01	0.6	WNW
1/18/2024 07:34:00	9.9	12.5	2.6	0.01	0.00	-0.01	0.6	E
1/18/2024 07:35:00	10.6	11.9	1.4	0.01	0.01	-0.01	0.7	E
1/18/2024 07:36:00	10.0	12.6	2.6	0.01	0.00	-0.01	0.7	SW
1/18/2024 07:37:00	9.6	13.1	3.5	0.01	0.00	-0.01	0.7	SW
1/18/2024 07:38:00	9.5	13.1	3.6	0.01	0.00	-0.01	0.6	SSE
1/18/2024 07:39:00	9.4	12.8	3.4	0.01	0.00	-0.01	0.7	SE



Date/Time	Average Upwind PM10 (µg/m³)	Average Downwind PM10 (µg/m³)	Average Contribution PM10 (µg/m³)	Average Upwind VOC (ppm)	Average Downwind VOC (ppm)	Average Contribution VOC (ppm)	Wind Speed 15 min Avg	Wind Direction
1/18/2024 07:40:00	9.4	12.7	3.3	0.01	0.00	-0.01	0.7	WSW
1/18/2024 07:41:00	8.9	13.1	4.2	0.01	0.00	-0.01	0.7	WNW
1/18/2024 07:42:00	9.4	12.5	3.1	0.01	0.00	-0.01	0.7	ESE
1/18/2024 07:43:00	9.3	12.7	3.4	0.01	0.00	-0.01	0.7	NW
1/18/2024 07:44:00	9.2	12.6	3.4	0.01	0.00	-0.01	0.7	WNW
1/18/2024 07:45:00	9.0	12.2	3.2	0.01	0.00	-0.01	0.7	NNE
1/18/2024 07:46:00	9.0	11.8	2.8	0.01	0.00	-0.01	0.8	WNW
1/18/2024 07:47:00	8.9	11.2	2.3	0.01	0.00	-0.01	0.8	W
1/18/2024 07:48:00	8.8	10.5	1.7	0.01	0.00	-0.01	0.8	WNW
1/18/2024 07:49:00	8.2	10.3	2.1	0.01	0.00	-0.01	0.8	W
1/18/2024 07:50:00	7.5	10.1	2.6	0.01	0.00	-0.01	0.8	W
1/18/2024 07:51:00	7.3	9.4	2.1	0.01	0.00	-0.01	0.9	E
1/18/2024 07:52:00	7.4	8.8	1.4	0.01	0.00	-0.01	0.9	W
1/18/2024 07:53:00	7.4	8.3	0.8	0.01	0.00	-0.01	0.8	W
1/18/2024 07:54:00	7.3	8.1	0.8	0.01	0.00	-0.01	0.8	E
1/18/2024 07:55:00	7.4	7.6	0.2	0.01	0.00	-0.01	0.8	WNW
1/18/2024 07:56:00	7.4	7.0	-0.4	0.01	0.00	-0.01	0.8	S
1/18/2024 07:57:00	6.7	7.0	0.3	0.01	0.00	-0.01	0.9	ESE
1/18/2024 07:58:00	6.5	6.3	-0.3	0.01	0.00	0.00	0.9	ESE
1/18/2024 07:59:00	6.4	5.9	-0.5	0.01	0.01	0.00	0.8	NNE
1/18/2024 08:00:00	6.5	5.7	-0.8	0.01	0.01	0.00	0.8	S
1/18/2024 08:01:00	6.4	5.9	-0.5	0.01	0.01	0.00	0.9	NNE
1/18/2024 08:02:00	6.2	6.0	-0.2	0.01	0.01	0.00	0.8	ESE
1/18/2024 08:03:00	6.0	6.1	0.1	0.01	0.01	0.00	0.8	ENE
1/18/2024 08:04:00	5.9	6.3	0.3	0.01	0.01	0.00	0.8	E
1/18/2024 08:05:00	5.9	6.3	0.4	0.01	0.01	0.00	0.8	WSW
1/18/2024 08:06:00	6.0	6.1	0.1	0.01	0.01	0.00	0.8	WNW
1/18/2024 08:07:00	5.9	6.0	0.1	0.01	0.01	0.00	0.8	WNW
1/18/2024 08:08:00	5.8	6.0	0.2	0.01	0.01	0.00	0.8	NW
1/18/2024 08:09:00	5.8	5.8	0.0	0.01	0.01	0.00	0.9	E
1/18/2024 08:10:00	5.5	5.8	0.3	0.01	0.01	0.00	0.8	E
1/18/2024 08:11:00	5.3	5.8	0.5	0.00	0.01	0.01	0.9	ESE

Date/Time	Average Upwind PM10 (µg/m³)	Average Downwind PM10 (µg/m³)	Average Contribution PM10 (µg/m³)	Average Upwind VOC (ppm)	Average Downwind VOC (ppm)	Average Contribution VOC (ppm)	Wind Speed 15 min Avg	Wind Direction
1/18/2024 08:12:00	5.3	5.7	0.3	0.01	0.01	0.00	0.8	SE
1/18/2024 08:13:00	5.4	5.5	0.1	0.01	0.01	0.00	0.8	W
1/18/2024 08:14:00	5.4	5.4	0.0	0.01	0.01	0.00	0.8	ESE
1/18/2024 08:15:00	5.3	5.3	0.0	0.01	0.01	0.00	0.8	W
1/18/2024 08:16:00	5.4	5.2	-0.2	0.01	0.01	0.00	0.8	WNW
1/18/2024 08:17:00	5.4	5.0	-0.4	0.01	0.00	0.00	0.8	S
1/18/2024 08:18:00	5.4	5.0	-0.5	0.01	0.01	0.00	0.9	ESE
1/18/2024 08:19:00	5.4	4.9	-0.5	0.01	0.01	0.00	0.9	ESE
1/18/2024 08:20:00	5.3	4.9	-0.5	0.01	0.01	0.00	0.9	NW
1/18/2024 08:21:00	5.3	4.8	-0.5	0.01	0.01	0.00	0.8	SSW
1/18/2024 08:22:00	5.1	4.9	-0.2	0.01	0.01	0.00	0.8	ESE
1/18/2024 08:23:00	5.0	6.9	1.9	0.01	0.01	0.00	0.8	SE
1/18/2024 08:24:00	5.0	8.4	3.4	0.01	0.01	0.00	0.8	SW
1/18/2024 08:25:00	5.0	8.7	3.6	0.01	0.01	0.00	0.8	SSE
1/18/2024 08:26:00	5.2	8.6	3.4	0.01	0.01	-0.01	0.7	ESE
1/18/2024 08:27:00	5.6	8.7	3.1	0.02	0.01	-0.01	0.8	ESE
1/18/2024 08:28:00	6.2	8.7	2.5	0.02	0.01	-0.01	0.8	ESE
1/18/2024 08:29:00	6.6	8.8	2.2	0.02	0.01	-0.01	0.8	E
1/18/2024 08:30:00	6.9	8.9	2.0	0.03	0.01	-0.01	0.8	ESE
1/18/2024 08:31:00	6.8	9.0	2.2	0.03	0.02	-0.01	0.8	ESE
1/18/2024 08:32:00	6.8	9.1	2.3	0.03	0.02	-0.01	0.8	ESE
1/18/2024 08:33:00	6.9	9.1	2.2	0.04	0.02	-0.02	0.8	ESE
1/18/2024 08:34:00	6.9	9.1	2.2	0.06	0.02	-0.03	0.8	ESE
1/18/2024 08:35:00	6.8	9.1	2.3	0.06	0.02	-0.04	0.8	NE
1/18/2024 08:36:00	6.8	9.2	2.4	0.06	0.03	-0.03	0.8	W
1/18/2024 08:37:00	6.8	9.2	2.3	0.06	0.03	-0.03	0.8	W
1/18/2024 08:38:00	6.9	7.2	0.3	0.06	0.03	-0.03	0.8	ESE
1/18/2024 08:39:00	6.9	5.6	-1.3	0.06	0.03	-0.03	0.8	ESE
1/18/2024 08:40:00	6.8	5.3	-1.5	0.06	0.03	-0.03	0.8	SSE
1/18/2024 08:41:00	6.6	5.3	-1.3	0.06	0.03	-0.03	0.8	W
1/18/2024 08:42:00	6.2	5.2	-1.0	0.06	0.03	-0.03	0.8	ENE
1/18/2024 08:43:00	5.5	5.2	-0.3	0.05	0.03	-0.03	0.8	W

Date/Time	Average Upwind PM10 (µg/m³)	Average Downwind PM10 (µg/m³)	Average Contribution PM10 (µg/m³)	Average Upwind VOC (ppm)	Average Downwind VOC (ppm)	Average Contribution VOC (ppm)	Wind Speed 15 min Avg	Wind Direction
1/18/2024 08:44:00	5.1	5.1	0.0	0.05	0.02	-0.03	0.8	WNW
1/18/2024 08:45:00	4.8	5.0	0.2	0.05	0.02	-0.02	0.8	W
1/18/2024 08:46:00	4.8	5.0	0.2	0.04	0.02	-0.02	0.9	E
1/18/2024 08:47:00	4.7	4.9	0.2	0.04	0.02	-0.02	0.9	SE
1/18/2024 08:48:00	4.6	4.9	0.3	0.03	0.02	-0.01	0.8	ESE
1/18/2024 08:49:00	4.7	4.8	0.1	0.02	0.02	0.00	0.8	SSE
1/18/2024 08:50:00	4.6	4.9	0.2	0.01	0.01	0.00	0.8	NE
1/18/2024 08:51:00	4.7	4.8	0.2	0.01	0.01	0.00	0.8	S
1/18/2024 08:52:00	4.7	4.8	0.1	0.01	0.01	0.00	0.8	W
1/18/2024 08:53:00	4.7	4.8	0.1	0.01	0.01	0.00	0.8	SE
1/18/2024 08:54:00	4.7	4.9	0.2	0.01	0.01	0.00	0.9	W
1/18/2024 08:55:00	4.8	4.9	0.1	0.01	0.01	0.00	0.9	SSE
1/18/2024 08:56:00	4.9	4.9	0.0	0.01	0.01	0.00	0.9	WNW
1/18/2024 08:57:00	4.9	5.0	0.1	0.01	0.01	0.00	0.8	ENE
1/18/2024 08:58:00	5.0	5.0	0.1	0.01	0.01	0.00	0.9	ENE
1/18/2024 08:59:00	5.0	5.0	0.0	0.01	0.01	0.00	0.9	SW
1/18/2024 09:00:00	5.0	5.0	0.0	0.01	0.01	0.00	0.9	WNW
1/18/2024 09:01:00	5.0	5.0	0.0	0.01	0.01	0.00	0.8	ESE
1/18/2024 09:02:00	5.0	5.0	0.1	0.01	0.01	0.00	0.9	SE
1/18/2024 09:03:00	5.0	5.0	0.1	0.01	0.01	0.00	0.9	E
1/18/2024 09:04:00	4.8	5.1	0.3	0.01	0.01	0.00	0.9	ENE
1/18/2024 09:05:00	4.9	5.2	0.3	0.01	0.01	0.00	0.9	NNW
1/18/2024 09:06:00	5.0	5.2	0.2	0.01	0.01	0.00	0.9	SSE
1/18/2024 09:07:00	4.8	5.3	0.4	0.01	0.01	0.00	0.9	NNE
1/18/2024 09:08:00	4.8	5.3	0.5	0.01	0.01	0.00	0.9	ESE
1/18/2024 09:09:00	4.7	5.4	0.7	0.01	0.01	0.00	0.9	E
1/18/2024 09:10:00	4.6	5.5	0.9	0.01	0.01	0.00	0.9	ESE
1/18/2024 09:11:00	4.5	5.6	1.1	0.01	0.01	0.01	0.9	NNE
1/18/2024 09:12:00	4.5	5.6	1.2	0.01	0.01	0.01	0.9	NNW
1/18/2024 09:13:00	4.5	5.7	1.3	0.01	0.02	0.01	0.8	ESE
1/18/2024 09:14:00	4.5	5.7	1.1	0.01	0.02	0.01	0.8	S
1/18/2024 09:15:00	4.6	5.7	1.1	0.01	0.02	0.01	0.8	SE

Date/Time	Average Upwind PM10 (µg/m³)	Average Downwind PM10 (µg/m³)	Average Contribution PM10 (µg/m³)	Average Upwind VOC (ppm)	Average Downwind VOC (ppm)	Average Contribution VOC (ppm)	Wind Speed 15 min Avg	Wind Direction
1/18/2024 09:16:00	4.7	5.6	0.9	0.01	0.01	0.01	0.8	WNW
1/18/2024 09:17:00	4.8	5.5	0.7	0.01	0.01	0.01	0.8	WSW
1/18/2024 09:18:00	4.8	5.5	0.7	0.01	0.01	0.00	0.8	ESE
1/18/2024 09:19:00	4.8	5.5	0.7	0.01	0.01	0.00	0.8	SE
1/18/2024 09:20:00	4.8	5.5	0.7	0.01	0.01	0.00	0.8	E
1/18/2024 09:21:00	4.6	5.5	0.9	0.01	0.01	0.00	0.8	ESE
1/18/2024 09:22:00	4.6	5.5	0.8	0.01	0.01	0.00	0.8	E
1/18/2024 09:23:00	4.7	5.3	0.6	0.01	0.01	0.01	0.8	SSW
1/18/2024 09:24:00	4.7	5.2	0.5	0.01	0.01	0.01	0.8	E
1/18/2024 09:25:00	4.7	5.2	0.4	0.01	0.01	0.00	0.8	SE
1/18/2024 09:26:00	4.9	5.1	0.2	0.01	0.01	0.00	0.8	WSW
1/18/2024 09:27:00	5.0	4.9	0.0	0.01	0.01	0.00	0.8	SSW
1/18/2024 09:28:00	5.0	4.9	0.0	0.01	0.01	0.00	0.8	ESE
1/18/2024 09:29:00	5.0	5.0	0.0	0.01	0.01	0.00	0.8	SSW
1/18/2024 09:30:00	4.9	5.1	0.2	0.01	0.01	0.00	0.8	ESE
1/18/2024 09:31:00	4.8	5.1	0.4	0.01	0.01	0.00	0.8	ESE
1/18/2024 09:32:00	4.6	5.2	0.6	0.01	0.01	0.00	0.8	E
1/18/2024 09:33:00	4.7	5.2	0.4	0.01	0.01	0.00	0.9	SW
1/18/2024 09:34:00	4.9	5.2	0.4	0.00	0.01	0.00	0.9	SW
1/18/2024 09:35:00	5.0	5.2	0.2	0.01	0.01	0.00	0.9	S
1/18/2024 09:36:00	5.0	5.3	0.2	0.01	0.01	0.00	0.9	ESE
1/18/2024 09:37:00	5.0	5.3	0.3	0.01	0.01	0.00	0.8	E
1/18/2024 09:38:00	4.9	5.4	0.4	0.01	0.01	0.00	0.8	SE
1/18/2024 09:39:00	5.0	5.3	0.3	0.01	0.01	0.00	0.8	S
1/18/2024 09:40:00	5.0	5.3	0.3	0.01	0.01	0.00	0.9	ENE
1/18/2024 09:41:00	4.9	5.3	0.4	0.01	0.01	-0.01	0.8	E
1/18/2024 09:42:00	4.8	5.4	0.6	0.01	0.01	0.00	0.9	E
1/18/2024 09:43:00	4.8	5.4	0.6	0.01	0.01	0.00	0.9	E
1/18/2024 09:44:00	4.7	5.4	0.8	0.01	0.01	0.00	0.9	ESE
1/18/2024 09:45:00	4.6	5.4	0.8	0.01	0.01	0.00	0.9	ESE
1/18/2024 09:46:00	4.6	5.4	0.8	0.01	0.01	0.00	0.9	ENE
1/18/2024 09:47:00	4.6	5.4	0.8	0.01	0.01	0.00	0.9	SE

Date/Time	Average Upwind PM10 (µg/m³)	Average Downwind PM10 (µg/m³)	Average Contribution PM10 (µg/m³)	Average Upwind VOC (ppm)	Average Downwind VOC (ppm)	Average Contribution VOC (ppm)	Wind Speed 15 min Avg	Wind Direction
1/18/2024 09:48:00	4.5	5.4	0.9	0.01	0.01	0.00	0.9	ESE
1/18/2024 09:49:00	4.4	5.3	0.9	0.01	0.01	0.00	0.9	ENE
1/18/2024 09:50:00	4.3	5.3	1.1	0.01	0.01	0.00	0.9	ESE
1/18/2024 09:51:00	4.3	5.3	1.0	0.01	0.01	0.00	0.8	E
1/18/2024 09:52:00	4.3	5.3	0.9	0.01	0.01	0.00	0.9	E
1/18/2024 09:53:00	4.4	5.3	0.9	0.01	0.01	0.00	0.9	E
1/18/2024 09:54:00	4.3	5.4	1.0	0.01	0.01	0.00	0.9	E
1/18/2024 09:55:00	4.4	5.3	0.9	0.01	0.01	0.01	0.9	W
1/18/2024 09:56:00	4.5	5.3	0.9	0.01	0.01	0.01	0.9	E
1/18/2024 09:57:00	4.5	5.3	0.9	0.01	0.01	0.01	0.9	E
1/18/2024 09:58:00	4.5	5.3	0.8	0.01	0.01	0.01	0.9	E
1/18/2024 09:59:00	4.5	5.4	0.9	0.01	0.01	0.01	0.9	SE
1/18/2024 10:00:00	4.5	5.4	0.9	0.00	0.01	0.01	0.9	SE
1/18/2024 10:01:00	4.6	5.3	0.7	0.00	0.01	0.01	1.0	WNW
1/18/2024 10:02:00	4.6	5.3	0.7	0.00	0.01	0.01	1.0	ESE
1/18/2024 10:03:00	4.7	5.3	0.5	0.00	0.01	0.01	1.0	W
1/18/2024 10:04:00	4.8	5.2	0.4	0.00	0.01	0.01	1.0	W
1/18/2024 10:05:00	4.8	5.2	0.4	0.00	0.01	0.01	1.0	E
1/18/2024 10:06:00	4.8	5.3	0.4	0.00	0.01	0.01	1.0	E
1/18/2024 10:07:00	4.9	5.2	0.3	0.00	0.01	0.00	1.0	SSE
1/18/2024 10:08:00	4.8	5.2	0.3	0.00	0.01	0.00	0.9	ESE
1/18/2024 10:09:00	4.9	5.1	0.2	0.00	0.01	0.00	0.9	S
1/18/2024 10:10:00	4.8	5.2	0.4	0.00	0.01	0.00	0.9	SE
1/18/2024 10:11:00	4.8	5.2	0.4	0.00	0.01	0.00	0.9	ESE
1/18/2024 10:12:00	4.7	5.2	0.5	0.00	0.01	0.00	0.9	ESE
1/18/2024 10:13:00	4.8	5.1	0.3	0.00	0.01	0.00	0.8	W
1/18/2024 10:14:00	4.8	5.2	0.3	0.00	0.01	0.00	0.8	ESE
1/18/2024 10:15:00	4.9	5.0	0.1	0.01	0.01	0.00	0.8	S
1/18/2024 10:16:00	4.8	5.1	0.3	0.00	0.01	0.00	0.8	SE
1/18/2024 10:17:00	4.8	5.1	0.3	0.00	0.01	0.00	0.8	ESE
1/18/2024 10:18:00	4.7	5.2	0.5	0.00	0.01	0.00	0.8	NNW
1/18/2024 10:19:00	4.6	5.3	0.7	0.00	0.01	0.01	0.8	ESE

Date/Time	Average Upwind PM10 (µg/m³)	Average Downwind PM10 (µg/m³)	Average Contribution PM10 (µg/m³)	Average Upwind VOC (ppm)	Average Downwind VOC (ppm)	Average Contribution VOC (ppm)	Wind Speed 15 min Avg	Wind Direction
1/18/2024 10:20:00	4.6	5.3	0.7	0.00	0.01	0.01	0.8	E
1/18/2024 10:21:00	4.7	5.3	0.6	0.00	0.01	0.01	0.8	ENE
1/18/2024 10:22:00	4.6	5.4	0.8	0.00	0.01	0.01	0.8	ESE
1/18/2024 10:23:00	4.6	5.4	0.8	0.00	0.01	0.01	0.8	ENE
1/18/2024 10:24:00	4.5	5.5	1.0	0.00	0.01	0.01	0.8	SE
1/18/2024 10:25:00	4.5	5.5	1.0	0.00	0.01	0.01	0.8	E
1/18/2024 10:26:00	4.5	5.4	0.9	0.00	0.01	0.01	0.7	E
1/18/2024 10:27:00	4.5	5.3	0.8	0.00	0.01	0.01	0.7	E
1/18/2024 10:28:00	4.4	5.4	0.9	0.00	0.01	0.01	0.7	ESE
1/18/2024 10:29:00	4.5	5.3	0.9	0.00	0.01	0.01	0.7	E
1/18/2024 10:30:00	4.3	5.3	1.0	0.00	0.01	0.01	0.7	NE
1/18/2024 10:31:00	4.3	5.3	0.9	0.00	0.01	0.01	0.7	E
1/18/2024 10:32:00	4.3	5.2	0.9	0.00	0.01	0.01	0.7	ESE
1/18/2024 10:33:00	4.3	5.1	0.8	0.00	0.01	0.01	0.8	W
1/18/2024 10:34:00	4.3	5.0	0.7	0.00	0.01	0.01	0.8	WSW
1/18/2024 10:35:00	4.3	5.0	0.7	0.00	0.01	0.01	0.8	E
1/18/2024 10:36:00	4.4	5.0	0.6	0.00	0.01	0.01	0.8	E
1/18/2024 10:37:00	4.4	4.9	0.5	0.00	0.01	0.01	0.8	ESE
1/18/2024 10:38:00	4.5	4.9	0.4	0.00	0.01	0.01	0.8	WNW
1/18/2024 10:39:00	4.5	4.9	0.4	0.00	0.01	0.01	0.8	W
1/18/2024 10:40:00	4.6	4.9	0.3	0.00	0.01	0.00	0.8	WSW
1/18/2024 10:41:00	4.7	4.9	0.3	0.00	0.01	0.00	0.8	ESE
1/18/2024 10:42:00	4.7	4.9	0.2	0.00	0.01	0.00	0.9	N
1/18/2024 10:43:00	4.8	5.0	0.1	0.00	0.01	0.00	0.9	ESE
1/18/2024 10:44:00	4.9	5.0	0.1	0.00	0.01	0.00	0.9	E
1/18/2024 10:45:00	5.0	5.1	0.1	0.00	0.01	0.00	0.9	E
1/18/2024 10:46:00	5.1	5.1	0.0	0.00	0.01	0.00	0.9	NE
1/18/2024 10:47:00	5.2	5.2	-0.1	0.01	0.01	0.00	0.9	W
1/18/2024 10:48:00	5.2	5.3	0.0	0.01	0.01	0.00	0.9	N
1/18/2024 10:49:00	5.3	5.3	0.1	0.01	0.01	0.00	0.9	NW
1/18/2024 10:50:00	5.4	5.4	0.1	0.01	0.01	0.00	0.9	SE
1/18/2024 10:51:00	5.4	5.5	0.1	0.01	0.01	0.00	0.9	E

Date/Time	Average Upwind PM10 (µg/m³)	Average Downwind PM10 (µg/m³)	Average Contribution PM10 (µg/m³)	Average Upwind VOC (ppm)	Average Downwind VOC (ppm)	Average Contribution VOC (ppm)	Wind Speed 15 min Avg	Wind Direction
1/18/2024 10:52:00	5.4	5.5	0.1	0.01	0.01	0.00	0.9	SW
1/18/2024 10:53:00	5.4	5.5	0.1	0.01	0.01	0.00	0.9	W
1/18/2024 10:54:00	5.4	5.4	0.0	0.01	0.01	0.00	0.9	NW
1/18/2024 10:55:00	5.4	5.4	0.0	0.01	0.01	0.00	1.0	WSW
1/18/2024 10:56:00	5.3	5.3	0.0	0.01	0.01	0.00	1.0	ESE
1/18/2024 10:57:00	5.3	5.3	0.0	0.01	0.01	0.00	1.0	SSE
1/18/2024 10:58:00	5.3	5.3	0.0	0.01	0.01	0.00	0.9	SE
1/18/2024 10:59:00	5.3	5.3	0.0	0.01	0.01	0.00	1.0	SE
1/18/2024 11:00:00	5.2	5.2	0.0	0.01	0.01	0.00	0.9	NE
1/18/2024 11:01:00	5.1	5.2	0.0	0.01	0.01	0.00	1.0	ESE
1/18/2024 11:02:00				0.01	0.01	0.00	1.0	S
1/18/2024 11:03:00				0.01	0.01	0.00	1.0	E
1/18/2024 11:04:00				0.00	0.01	0.00	1.0	NE
1/18/2024 11:05:00	4.6	17.3	12.7	0.01	0.01	0.00	1.0	SW
1/18/2024 11:06:00	10.8	10.9	0.2	0.01	0.01	0.00	1.0	ESE
1/18/2024 11:07:00	13.1	8.9	-4.2	0.00	0.01	0.00	1.0	ESE
1/18/2024 11:08:00	13.3	8.0	-5.4	0.00	0.01	0.01	1.0	E
1/18/2024 11:09:00	11.6	8.2	-3.5	0.00	0.01	0.01	1.0	SW
1/18/2024 11:10:00	11.2	7.5	-3.7	0.00	0.01	0.01	1.0	ESE
1/18/2024 11:11:00	11.2	7.1	-4.1	0.00	0.01	0.01	1.0	ESE
1/18/2024 11:12:00	11.4	6.8	-4.6	0.00	0.01	0.01	1.0	ESE
1/18/2024 11:13:00	11.4	6.5	-4.9	0.00	0.01	0.01	1.0	ESE
1/18/2024 11:14:00	11.4	6.3	-5.0	0.00	0.01	0.01	1.0	ESE
1/18/2024 11:15:00	10.8	6.8	-4.0	0.00	0.01	0.01	1.0	SSE
1/18/2024 11:16:00	10.8	6.6	-4.2	0.00	0.01	0.01	1.0	ENE
1/18/2024 11:17:00	10.8	6.5	-4.3	0.00	0.01	0.01	1.0	N
1/18/2024 11:18:00	10.8	6.3	-4.4	0.00	0.01	0.01	1.0	SE
1/18/2024 11:19:00	10.7	6.2	-4.5	0.00	0.01	0.01	1.0	SE
1/18/2024 11:20:00	11.1	5.3	-5.7	0.00	0.01	0.01	1.0	E
1/18/2024 11:21:00	10.6	5.3	-5.3	0.00	0.01	0.01	1.0	ENE
1/18/2024 11:22:00	9.8	5.7	-4.0	0.00	0.01	0.01	1.0	S
1/18/2024 11:23:00	9.6	5.7	-3.9	0.00	0.01	0.01	1.0	ESE

Date/Time	Average Upwind PM10 (µg/m³)	Average Downwind PM10 (µg/m³)	Average Contribution PM10 (µg/m³)	Average Upwind VOC (ppm)	Average Downwind VOC (ppm)	Average Contribution VOC (ppm)	Wind Speed 15 min Avg	Wind Direction
1/18/2024 11:24:00	10.0	5.5	-4.6	0.00	0.01	0.01	1.0	NNW
1/18/2024 11:25:00	10.5	5.5	-5.0	0.00	0.01	0.01	1.1	E
1/18/2024 11:26:00	10.6	5.5	-5.1	0.00	0.01	0.01	1.1	ESE
1/18/2024 11:27:00	10.5	5.5	-5.0	0.00	0.01	0.01	1.1	E
1/18/2024 11:28:00	10.0	5.9	-4.1	0.00	0.01	0.01	1.1	S
1/18/2024 11:29:00	9.6	6.4	-3.2	0.00	0.01	0.01	1.1	WNW
1/18/2024 11:30:00	10.1	5.9	-4.1	0.00	0.01	0.01	1.1	ESE
1/18/2024 11:31:00	10.1	5.9	-4.2	0.00	0.01	0.01	1.1	E
1/18/2024 11:32:00	10.1	5.9	-4.2	0.00	0.01	0.01	1.1	ESE
1/18/2024 11:33:00	10.1	5.8	-4.3	0.00	0.01	0.01	1.1	SE
1/18/2024 11:34:00	10.2	5.8	-4.4	0.00	0.01	0.01	1.1	E
1/18/2024 11:35:00	10.2	5.8	-4.4	0.00	0.01	0.01	1.0	ESE
1/18/2024 11:36:00	10.3	5.9	-4.4	0.00	0.01	0.01	1.0	E
1/18/2024 11:37:00	10.3	5.9	-4.4	0.00	0.01	0.01	1.1	WNW
1/18/2024 11:38:00	10.3	5.9	-4.4	0.00	0.01	0.01	1.1	ENE
1/18/2024 11:39:00	10.5	5.9	-4.6	0.00	0.01	0.01	1.1	SE
1/18/2024 11:40:00	9.8	6.3	-3.5	0.00	0.01	0.01	1.0	W
1/18/2024 11:41:00	9.7	6.4	-3.3	0.00	0.01	0.01	1.0	E
1/18/2024 11:42:00	9.4	6.9	-2.5	0.00	0.01	0.00	1.0	S
1/18/2024 11:43:00	9.8	6.5	-3.3	0.00	0.01	0.01	1.0	N
1/18/2024 11:44:00	9.8	6.4	-3.4	0.00	0.01	0.01	1.0	WNW
1/18/2024 11:45:00	9.7	6.8	-2.9	0.00	0.01	0.01	1.0	SE
1/18/2024 11:46:00	9.7	6.8	-2.9	0.00	0.01	0.01	1.1	ESE
1/18/2024 11:47:00	9.8	6.9	-2.9	0.00	0.01	0.01	1.0	E
1/18/2024 11:48:00	9.7	6.8	-2.9	0.00	0.01	0.01	1.1	ESE
1/18/2024 11:49:00	9.7	6.8	-2.9	0.00	0.01	0.01	1.1	E
1/18/2024 11:50:00	9.3	7.3	-2.0	0.00	0.01	0.00	1.1	WNW
1/18/2024 11:51:00	9.3	7.3	-2.0	0.00	0.01	0.00	1.1	ESE
1/18/2024 11:52:00	9.7	6.8	-2.9	0.00	0.01	0.01	1.1	ESE
1/18/2024 11:53:00	9.6	6.8	-2.8	0.00	0.01	0.01	1.1	SE
1/18/2024 11:54:00	8.9	7.1	-1.8	0.00	0.01	0.00	1.1	WNW
1/18/2024 11:55:00	9.2	6.6	-2.6	0.00	0.01	0.01	1.1	ESE



Date/Time	Average Upwind PM10 (µg/m³)	Average Downwind PM10 (µg/m³)	Average Contribution PM10 (µg/m³)	Average Upwind VOC (ppm)	Average Downwind VOC (ppm)	Average Contribution VOC (ppm)	Wind Speed 15 min Avg	Wind Direction
1/18/2024 11:56:00	9.2	6.5	-2.7	0.00	0.01	0.01	1.1	ESE
1/18/2024 11:57:00	9.2	6.0	-3.2	0.00	0.01	0.01	1.2	ESE
1/18/2024 11:58:00	8.7	6.0	-2.7	0.00	0.01	0.01	1.1	ESE
1/18/2024 11:59:00	8.7	5.5	-3.1	0.00	0.01	0.01	1.1	SW
1/18/2024 12:00:00	8.2	5.2	-3.0	0.00	0.01	0.01	1.2	E
1/18/2024 12:01:00	7.6	5.1	-2.5	0.00	0.01	0.01	1.1	ENE
1/18/2024 12:02:00	7.1	5.1	-2.0	0.00	0.01	0.01	1.1	ESE
1/18/2024 12:03:00	6.6	5.1	-1.5	0.00	0.01	0.01	1.1	E
1/18/2024 12:04:00	6.1	5.1	-1.0	0.00	0.01	0.00	1.1	E
1/18/2024 12:05:00	6.0	4.6	-1.4	0.00	0.01	0.01	1.1	E
1/18/2024 12:06:00	5.5	4.6	-0.9	0.00	0.01	0.01	1.1	E
1/18/2024 12:07:00	5.0	4.5	-0.5	0.00	0.01	0.00	1.1	W
1/18/2024 12:08:00	4.6	4.5	-0.1	0.00	0.00	0.00	1.0	E
1/18/2024 12:09:00	4.6	4.2	-0.4	0.00	0.01	0.00	1.0	NE
1/18/2024 12:10:00	4.2	4.2	0.0	0.00	0.00	0.00	1.0	NW
1/18/2024 12:11:00	3.8	4.1	0.4	0.00	0.00	0.00	1.0	WNW
1/18/2024 12:12:00	3.7	4.0	0.4	0.00	0.00	0.00	1.0	W
1/18/2024 12:13:00	3.9	4.0	0.2	0.00	0.00	0.00	1.0	WSW
1/18/2024 12:14:00	4.0	4.1	0.1	0.00	0.00	0.00	1.1	WNW
1/18/2024 12:15:00	4.0	4.1	0.1	0.00	0.00	0.00	1.0	E
1/18/2024 12:16:00	4.0	4.2	0.1	0.00	0.00	0.00	1.0	ESE
1/18/2024 12:17:00	4.1	4.2	0.1	0.00	0.00	0.00	1.0	ESE
1/18/2024 12:18:00	4.2	4.3	0.2	0.00	0.00	0.00	1.0	E
1/18/2024 12:19:00	4.1	4.4	0.2	0.00	0.01	0.00	1.0	E
1/18/2024 12:20:00	4.2	4.3	0.1	0.01	0.01	0.00	1.0	SSE
1/18/2024 12:21:00	4.3	4.4	0.1	0.01	0.01	0.00	1.0	E
1/18/2024 12:22:00	4.3	4.4	0.1	0.01	0.01	0.00	1.0	W
1/18/2024 12:23:00	4.5	4.4	-0.1	0.01	0.01	0.00	1.0	W
1/18/2024 12:24:00	4.6	4.5	-0.1	0.01	0.01	0.00	1.0	NNE
1/18/2024 12:25:00	4.6	4.6	0.0	0.01	0.01	0.00	1.0	NNW
1/18/2024 12:26:00	4.6	4.7	0.1	0.00	0.01	0.00	1.1	ESE
1/18/2024 12:27:00	4.7	4.8	0.1	0.00	0.01	0.00	1.0	E

Date/Time	Average Upwind PM10 (µg/m³)	Average Downwind PM10 (µg/m³)	Average Contribution PM10 (µg/m³)	Average Upwind VOC (ppm)	Average Downwind VOC (ppm)	Average Contribution VOC (ppm)	Wind Speed 15 min Avg	Wind Direction
1/18/2024 12:28:00	4.7	5.0	0.3	0.00	0.01	0.01	1.0	SE
1/18/2024 12:29:00	4.7	5.0	0.3	0.00	0.01	0.01	0.9	WNW
1/18/2024 12:30:00	4.7	5.0	0.3	0.00	0.01	0.01	0.9	ESE
1/18/2024 12:31:00	4.8	5.1	0.3	0.00	0.01	0.01	0.9	NNE
1/18/2024 12:32:00	4.8	5.1	0.3	0.00	0.01	0.01	0.9	ENE
1/18/2024 12:33:00	4.8	5.0	0.3	0.00	0.01	0.01	0.9	E
1/18/2024 12:34:00	4.8	5.2	0.3	0.00	0.01	0.01	0.9	ESE
1/18/2024 12:35:00	4.9	5.4	0.5	0.00	0.01	0.01	0.9	ESE
1/18/2024 12:36:00	5.2	5.5	0.3	0.00	0.01	0.01	0.9	W
1/18/2024 12:37:00	5.4	5.8	0.4	0.00	0.01	0.01	0.9	ENE
1/18/2024 12:38:00	5.7	6.2	0.5	0.00	0.01	0.01	0.9	E
1/18/2024 12:39:00	6.0	6.6	0.7	0.00	0.01	0.01	0.9	WNW
1/18/2024 12:40:00	6.4	7.0	0.5	0.00	0.01	0.01	0.9	E
1/18/2024 12:41:00	6.8	7.2	0.5	0.00	0.01	0.01	0.8	E
1/18/2024 12:42:00	7.1	7.5	0.4	0.00	0.01	0.01	0.8	NE
1/18/2024 12:43:00	7.4	7.6	0.2	0.00	0.01	0.01	0.8	E
1/18/2024 12:44:00	7.5	7.9	0.4	0.00	0.01	0.01	0.8	SW
1/18/2024 12:45:00	7.5	7.9	0.4	0.00	0.01	0.01	0.9	W
1/18/2024 12:46:00	7.5	7.8	0.3	0.00	0.01	0.00	0.9	WNW
1/18/2024 12:47:00	7.5	7.7	0.2	0.00	0.01	0.00	0.9	WNW
1/18/2024 12:48:00	7.5	7.5	0.0	0.01	0.01	0.00	0.9	WNW
1/18/2024 12:49:00	7.4	7.4	-0.1	0.01	0.01	0.00	1.0	ENE
1/18/2024 12:50:00	7.2	7.1	-0.1	0.01	0.01	0.00	0.9	ESE
1/18/2024 12:51:00	7.0	6.9	-0.1	0.01	0.01	0.00	0.9	WSW
1/18/2024 12:52:00	6.7	6.7	0.0	0.01	0.01	0.00	0.8	E
1/18/2024 12:53:00	6.4	6.3	-0.1	0.01	0.01	0.00	0.8	WSW
1/18/2024 12:54:00	6.0	5.8	-0.3	0.00	0.01	0.00	0.8	ESE
1/18/2024 12:55:00	5.5	5.3	-0.2	0.00	0.01	0.00	0.8	ENE
1/18/2024 12:56:00	5.1	4.8	-0.3	0.01	0.01	0.00	0.8	W
1/18/2024 12:57:00	4.5	4.4	-0.1	0.01	0.00	0.00	0.8	W
1/18/2024 12:58:00	4.0	4.1	0.1	0.01	0.00	0.00	0.8	ESE
1/18/2024 12:59:00	3.8	3.7	-0.1	0.01	0.00	0.00	0.9	S

Date/Time	Average Upwind PM10 (µg/m³)	Average Downwind PM10 (µg/m³)	Average Contribution PM10 (µg/m³)	Average Upwind VOC (ppm)	Average Downwind VOC (ppm)	Average Contribution VOC (ppm)	Wind Speed 15 min Avg	Wind Direction
1/18/2024 13:00:00	3.7	3.6	-0.1	0.01	0.01	0.00	0.9	ENE
1/18/2024 13:01:00	3.7	3.6	-0.1	0.01	0.01	0.00	0.8	NW
1/18/2024 13:02:00	3.7	3.6	-0.1	0.01	0.01	0.00	0.7	NW
1/18/2024 13:03:00	3.6	3.6	0.0	0.00	0.01	0.00	0.7	E
1/18/2024 13:04:00	3.6	3.6	0.0	0.00	0.01	0.00	0.7	ENE
1/18/2024 13:05:00	3.6	3.6	0.0	0.00	0.01	0.00	0.7	E
1/18/2024 13:06:00	3.6	3.6	0.0	0.00	0.01	0.00	0.7	WNW
1/18/2024 13:07:00	3.6	3.5	-0.1	0.01	0.01	0.00	0.8	W
1/18/2024 13:08:00	3.6	3.5	-0.1	0.01	0.01	0.00	0.8	NW
1/18/2024 13:09:00	3.7	3.5	-0.3	0.01	0.00	0.00	0.8	W
1/18/2024 13:10:00	3.8	3.5	-0.3	0.01	0.00	0.00	0.8	WNW
1/18/2024 13:11:00	3.9	3.5	-0.3	0.01	0.00	0.00	0.8	WNW
1/18/2024 13:12:00	3.9	3.6	-0.3	0.01	0.00	0.00	0.8	WNW
1/18/2024 13:13:00	4.0	3.6	-0.4	0.01	0.00	-0.01	0.8	WNW
1/18/2024 13:14:00	3.9	3.7	-0.2	0.01	0.00	0.00	0.8	N
1/18/2024 13:15:00	4.0	3.7	-0.2	0.01	0.00	0.00	0.7	NE
1/18/2024 13:16:00	3.9	3.8	-0.1	0.01	0.00	0.00	0.7	E
1/18/2024 13:17:00	3.9	3.9	-0.1	0.01	0.00	0.00	0.7	W
1/18/2024 13:18:00	3.9	3.9	-0.1	0.01	0.00	0.00	0.7	ESE
1/18/2024 13:19:00	4.0	3.9	-0.1	0.01	0.00	0.00	0.8	E
1/18/2024 13:20:00	4.0	3.9	0.0	0.01	0.00	0.00	0.8	E
1/18/2024 13:21:00	4.0	4.0	0.0	0.01	0.00	0.00	0.8	W
1/18/2024 13:22:00	4.0	4.0	0.0	0.01	0.00	0.00	0.8	W
1/18/2024 13:23:00	3.9	4.1	0.2	0.01	0.01	0.00	0.8	NNW
1/18/2024 13:24:00	3.9	4.2	0.3	0.01	0.01	0.00	0.8	ESE
1/18/2024 13:25:00	3.8	4.2	0.4	0.01	0.01	0.00	0.8	ESE
1/18/2024 13:26:00	3.8	4.2	0.4	0.01	0.01	0.00	0.8	W
1/18/2024 13:27:00	3.7	4.2	0.5	0.01	0.01	0.00	0.8	ENE
1/18/2024 13:28:00	3.7	4.3	0.6	0.00	0.01	0.00	0.8	SE
1/18/2024 13:29:00	3.7	4.2	0.5	0.00	0.01	0.00	0.9	N
1/18/2024 13:30:00	3.7	4.2	0.5	0.00	0.01	0.00	0.9	ESE
1/18/2024 13:31:00	3.8	4.2	0.4	0.01	0.01	0.00	0.9	SSE

Date/Time	Average Upwind PM10 (µg/m³)	Average Downwind PM10 (µg/m³)	Average Contribution PM10 (µg/m³)	Average Upwind VOC (ppm)	Average Downwind VOC (ppm)	Average Contribution VOC (ppm)	Wind Speed 15 min Avg	Wind Direction
1/18/2024 13:32:00	3.8	4.3	0.5	0.01	0.01	0.00	0.9	WNW
1/18/2024 13:33:00	3.9	4.3	0.4	0.01	0.01	0.00	0.9	NNE
1/18/2024 13:34:00	3.9	4.3	0.4	0.01	0.01	0.00	0.9	ESE
1/18/2024 13:35:00	4.0	4.2	0.3	0.01	0.01	0.00	0.9	S
1/18/2024 13:36:00	4.0	4.3	0.3	0.01	0.01	0.00	0.9	WSW
1/18/2024 13:37:00	4.0	4.4	0.4	0.00	0.01	0.00	0.9	ESE
1/18/2024 13:38:00	4.0	4.3	0.3	0.00	0.01	0.00	0.9	SW
1/18/2024 13:39:00	4.0	4.2	0.2	0.00	0.01	0.00	0.9	ESE
1/18/2024 13:40:00	4.0	4.2	0.2	0.00	0.01	0.00	0.8	SE
1/18/2024 13:41:00	4.0	4.3	0.2	0.00	0.01	0.00	0.8	SE
1/18/2024 13:42:00	4.1	4.2	0.2	0.00	0.01	0.00	0.8	ENE
1/18/2024 13:43:00	4.1	4.2	0.1	0.00	0.01	0.00	0.8	ESE
1/18/2024 13:44:00	4.2	4.3	0.1	0.00	0.01	0.00	0.8	E
1/18/2024 13:45:00	4.3	4.3	-0.1	0.00	0.01	0.00	0.8	ESE
1/18/2024 13:46:00	4.4	4.3	-0.1	0.00	0.01	0.00	0.8	E
1/18/2024 13:47:00	4.3	4.3	-0.1	0.00	0.01	0.01	0.8	E
1/18/2024 13:48:00	4.3	4.2	0.0	0.00	0.01	0.01	0.8	NNW
1/18/2024 13:49:00	4.3	4.2	-0.1	0.00	0.01	0.00	0.8	ESE
1/18/2024 13:50:00	4.2	4.3	0.0	0.00	0.01	0.01	0.7	E
1/18/2024 13:51:00	4.2	4.3	0.1	0.00	0.01	0.01	0.7	ESE
1/18/2024 13:52:00	4.1	4.2	0.1	0.00	0.01	0.01	0.7	ESE
1/18/2024 13:53:00	4.1	4.2	0.1	0.00	0.01	0.01	0.7	SSE
1/18/2024 13:54:00	4.2	4.2	0.0	0.00	0.01	0.01	0.7	WNW
1/18/2024 13:55:00	4.2	4.2	-0.1	0.00	0.01	0.00	0.7	S
1/18/2024 13:56:00	4.3	4.2	-0.1	0.00	0.01	0.00	0.7	WSW
1/18/2024 13:57:00	4.3	4.2	-0.1	0.00	0.01	0.00	0.7	SW
1/18/2024 13:58:00	4.4	4.3	-0.1	0.00	0.01	0.00	0.6	E
1/18/2024 13:59:00	4.4	4.3	-0.1	0.00	0.01	0.00	0.6	WNW
1/18/2024 14:00:00	4.4	4.3	0.0	0.01	0.01	0.00	0.5	W
1/18/2024 14:01:00	4.4	4.4	0.0	0.01	0.00	0.00	0.5	W
1/18/2024 14:02:00	4.5	4.4	0.0	0.01	0.00	0.00	0.5	W
1/18/2024 14:03:00	4.6	4.5	-0.1	0.01	0.00	0.00	0.5	ESE

Date/Time	Average Upwind PM10 (µg/m³)	Average Downwind PM10 (µg/m³)	Average Contribution PM10 (µg/m³)	Average Upwind VOC (ppm)	Average Downwind VOC (ppm)	Average Contribution VOC (ppm)	Wind Speed 15 min Avg	Wind Direction
1/18/2024 14:04:00	4.7	4.6	-0.1	0.01	0.00	0.00	0.5	NE
1/18/2024 14:05:00	4.7	4.6	-0.1	0.01	0.00	0.00	0.5	N
1/18/2024 14:06:00	4.8	4.6	-0.1	0.01	0.00	0.00	0.5	W
1/18/2024 14:07:00	4.8	4.7	-0.1	0.01	0.00	0.00	0.5	ENE
1/18/2024 14:08:00	4.9	4.7	-0.1	0.01	0.00	0.00	0.5	WNW
1/18/2024 14:09:00	4.9	4.8	-0.1	0.01	0.00	0.00	0.5	W
1/18/2024 14:10:00	4.9	4.8	-0.1	0.01	0.00	0.00	0.5	W
1/18/2024 14:11:00	5.0	4.8	-0.2	0.01	0.00	0.00	0.5	WNW
1/18/2024 14:12:00	4.9	4.8	-0.1	0.01	0.00	0.00	0.5	ENE
1/18/2024 14:13:00	4.9	4.9	-0.1	0.01	0.01	0.00	0.5	NNW
1/18/2024 14:14:00	4.9	4.9	0.0	0.01	0.01	0.00	0.5	E
1/18/2024 14:15:00	4.9	4.8	0.0	0.01	0.01	0.00	0.5	NW
1/18/2024 14:16:00	4.9	4.9	0.0	0.01	0.01	0.00	0.5	N
1/18/2024 14:17:00	4.8	4.9	0.0	0.01	0.01	0.00	0.5	WNW
1/18/2024 14:18:00	4.9	4.9	-0.1	0.01	0.01	0.00	0.5	NE
1/18/2024 14:19:00	4.9	4.9	-0.1	0.01	0.01	0.00	0.5	WSW
1/18/2024 14:20:00	5.0	4.9	-0.1	0.01	0.01	0.00	0.5	SSW
1/18/2024 14:21:00	5.0	4.9	-0.1	0.01	0.01	0.00	0.5	W
1/18/2024 14:22:00	5.0	4.9	-0.1	0.01	0.01	0.00	0.5	SE
1/18/2024 14:23:00	5.0	5.0	0.0	0.01	0.01	0.00	0.5	NNW
1/18/2024 14:24:00	5.0	5.0	0.0	0.01	0.01	0.00	0.5	E
1/18/2024 14:25:00	4.9	5.0	0.1	0.00	0.01	0.00	0.5	ENE
1/18/2024 14:26:00	4.9	5.0	0.1	0.00	0.01	0.00	0.5	NW
1/18/2024 14:27:00	4.9	5.0	0.1	0.00	0.01	0.00	0.5	E
1/18/2024 14:28:00	4.9	5.0	0.1	0.01	0.01	0.00	0.5	NW
1/18/2024 14:29:00	5.0	5.0	0.1	0.01	0.01	0.00	0.5	ENE
1/18/2024 14:30:00	4.9	5.3	0.4	0.01	0.01	0.00	0.5	ESE
1/18/2024 14:31:00	6.0	5.6	-0.4	0.01	0.01	0.00	0.5	WSW
1/18/2024 14:32:00	6.6	5.9	-0.7	0.01	0.01	0.00	0.5	W
1/18/2024 14:33:00	7.0	6.1	-0.9	0.01	0.01	0.00	0.5	WNW
1/18/2024 14:34:00	7.2	6.4	-0.8	0.01	0.01	0.00	0.5	ENE
1/18/2024 14:35:00	7.2	6.6	-0.6	0.01	0.01	0.00	0.5	ESE

Date/Time	Average Upwind PM10 (µg/m³)	Average Downwind PM10 (µg/m³)	Average Contribution PM10 (µg/m³)	Average Upwind VOC (ppm)	Average Downwind VOC (ppm)	Average Contribution VOC (ppm)	Wind Speed 15 min Avg	Wind Direction
1/18/2024 14:36:00	7.4	6.7	-0.7	0.01	0.01	0.00	0.5	W
1/18/2024 14:37:00	7.5	6.7	-0.7	0.01	0.01	0.00	0.5	SE
1/18/2024 14:38:00	7.5	6.8	-0.8	0.01	0.01	0.00	0.5	W
1/18/2024 14:39:00	7.7	6.8	-0.9	0.01	0.01	0.00	0.5	NW
1/18/2024 14:40:00	7.8	6.8	-1.0	0.01	0.01	0.00	0.5	SSE
1/18/2024 14:41:00	7.8	6.9	-0.9	0.01	0.01	0.00	0.5	ESE
1/18/2024 14:42:00	7.8	6.9	-0.8	0.01	0.01	0.00	0.5	SE
1/18/2024 14:43:00	7.8	6.9	-1.0	0.01	0.01	0.00	0.5	SW
1/18/2024 14:44:00	7.8	6.9	-1.0	0.01	0.01	0.00	0.5	ENE
1/18/2024 14:45:00	7.8	6.6	-1.3	0.01	0.00	0.00	0.5	SW
1/18/2024 14:46:00	6.9	6.3	-0.6	0.01	0.00	0.00	0.5	WSW
1/18/2024 14:47:00	6.4	6.0	-0.4	0.01	0.00	0.00	0.5	NW
1/18/2024 14:48:00	6.0	5.7	-0.3	0.01	0.00	0.00	0.5	W
1/18/2024 14:49:00	5.9	5.4	-0.5	0.01	0.00	-0.01	0.5	WNW
1/18/2024 14:50:00	5.8	5.3	-0.5	0.01	0.00	-0.01	0.5	ESE
1/18/2024 14:51:00	5.6	5.2	-0.4	0.01	0.00	0.00	0.4	E
1/18/2024 14:52:00	5.6	5.1	-0.5	0.01	0.00	0.00	0.4	S
1/18/2024 14:53:00	5.5	5.2	-0.4	0.01	0.00	0.00	0.4	N
1/18/2024 14:54:00	5.5	5.1	-0.4	0.01	0.00	0.00	0.4	W
1/18/2024 14:55:00	5.4	5.0	-0.4	0.01	0.00	0.00	0.4	NW
1/18/2024 14:56:00	5.5	5.0	-0.5	0.01	0.00	0.00	0.4	WNW
1/18/2024 14:57:00	5.5	4.9	-0.7	0.01	0.00	-0.01	0.4	NW
1/18/2024 14:58:00	5.6	4.9	-0.7	0.01	0.00	-0.01	0.4	WNW
1/18/2024 14:59:00				0.01	0.00	-0.01	0.5	NW
1/18/2024 15:00:00				0.01	0.00	-0.01	0.5	SSE
1/18/2024 15:01:00				0.01	0.00	-0.01	0.5	SSE
1/18/2024 15:02:00				0.01	0.00	-0.01	0.5	NW
1/18/2024 15:03:00	4.4	12.4	8.0	0.01	0.00	-0.01	0.5	NW
1/18/2024 15:04:00	4.5	12.0	7.5	0.01	0.00	-0.01	0.5	WNW
1/18/2024 15:05:00	6.5	9.8	3.3	0.01	0.00	-0.01	0.5	NNW
1/18/2024 15:06:00	6.4	9.9	3.5	0.01	0.00	-0.01	0.5	W
1/18/2024 15:07:00	6.5	10.4	4.0	0.01	0.00	-0.01	0.5	W

Date/Time	Average Upwind PM10 (µg/m³)	Average Downwind PM10 (µg/m³)	Average Contribution PM10 (µg/m³)	Average Upwind VOC (ppm)	Average Downwind VOC (ppm)	Average Contribution VOC (ppm)	Wind Speed 15 min Avg	Wind Direction
1/18/2024 15:08:00	6.6	10.9	4.4	0.01	0.00	-0.01	0.6	W
1/18/2024 15:09:00	6.5	11.3	4.8	0.01	0.00	-0.01	0.6	WNW
1/18/2024 15:10:00	6.4	11.2	4.8	0.02	0.00	-0.01	0.5	S
1/18/2024 15:11:00	6.8	10.6	3.8	0.01	0.00	-0.01	0.5	ESE
1/18/2024 15:12:00	7.1	10.0	2.9	0.01	0.00	-0.01	0.6	ESE
1/18/2024 15:13:00	6.9	10.0	3.1	0.01	0.00	-0.01	0.6	WSW
1/18/2024 15:14:00	6.8	10.3	3.5	0.01	0.00	-0.01	0.6	W
1/18/2024 15:15:00	6.8	10.7	4.0	0.01	0.00	-0.01	0.6	W
1/18/2024 15:16:00	6.7	11.0	4.3	0.01	0.00	-0.01	0.6	WNW
1/18/2024 15:17:00	7.4	10.7	3.3	0.01	0.01	-0.01	0.6	SE
1/18/2024 15:18:00	7.4	10.7	3.3	0.01	0.01	-0.01	0.7	WSW