

DAILY FIELD REPORT 164

Prepared By: LANGAN

WEATHER	Snow		Rain		Overcast		Partly Cloudy	X	Sunny	
TEMP.	< 32		32-50	X	50-70		70-85		>85	

BCP Project No:	C231153	Date:	January 10, 2024
------------------------	---------	--------------	------------------

Project Name:	Kasser Scrap Metal and Rector Cleaners Site	Time:	6:45 am to 4:30 pm
----------------------	---	--------------	--------------------

Consultant: Langan Engineering, Environmental, Surveying, Landscape Architecture and Geology, D.P.C. (Langan)

Construction Manager: Consigli Construction Co., Inc. (Consigli)

Foundation Contractor: Urban Foundation/Engineering (Urban)

Langan Field Personnel:

Caitlyn Dempsey (Environmental)

Xianglei Zheng (Geotechnical)

Work Activities Performed:

- Urban graded an about 20-foot-long by 10-foot-wide area in the central part of grid WC04 to prepare for equipment mobilization.
- Graded soil/fill consisted of non-native soil; odors, staining, elevated photoionization detector (PID) readings, or other evidence of a petroleum or chemical release were not observed.
- Urban advanced one caisson casing in the southern part of grid WC04. A creosote-like odor was observed during the advancement of the caisson casing. Elevated PID readings were not observed.
- Urban continued installing waterproofing/vapor barrier membranes (GCP Preprufe® 300R and related products) in the central eastern part of the site. Waterproofing/vapor barrier installation observation and documentation is to verify general conformance with specifications and contract documents.

Material Tracking:

- No soil/fill was exported from the site.
- No material was imported to the site.

Materials Export Summary								
Facility Name	Bayshore Soil Management, LLC		Clean Earth of Carteret, LLC		PPark NJ		Faztec Solutions	
Location	Keasbey, NJ		Carteret, NJ		Prospect Park, NJ		Staten Island, NY	
Type of Waste	Non-hazardous Soil		Non-hazardous Soil		Non-hazardous Soil		C&D	
Today	Number of Loads	Approx. Volume (CY)	Number of Loads	Approx. Volume (CY)	Number of Loads	Approx. Volume (CY)	Number of Loads	Approximate Volume (CY)
		0	-	0	-	0	-	0
Total	Number of Loads	Approx. Volume (CY)	Number of Loads	Approx. Volume (CY)	Number of Loads	Approx. Volume (CY)	Number of Loads	Approximate Volume (CY)
	139	2,780	252	5,040	0	-	15	300

Materials Export Summary		
Facility Name	Dale Transfer Corp.	
Location	West Babylon, NY	
Type of Waste	Concrete	
Today	Number of Loads	Approx. Volume (CY)
		0
Total	Number of Loads	Approx. Volume (CY)
	2	40

Materials Import Summary						
Facility Name	Greenpoint Quarry / North Shore Terminal		Stavola Bound Brook / North Shore Terminal		North American Aggregate Mining Operations	
Location	Staten Island, NY		Staten Island, NY		Perth Amboy, NJ	
Type of Material	ASTM #57 0.75-inch Stone		ASTM #2 2.5-inch Stone		Pipe Sand Backfill	
Today	Number of Loads	Approx. Volume (CY)	Number of Loads	Approx. Volume (CY)	Number of Loads	Approx. Volume (CY)
		0	-	0	0	0
Total	Number of Loads	Approx. Volume (CY)	Number of Loads	Approx. Volume (CY)	Number of Loads	Approx. Volume (CY)
	6	120	3	60	0	-
Approved Quantity	-	500	-	200	-	300

Samples Collected:

- No samples were collected.

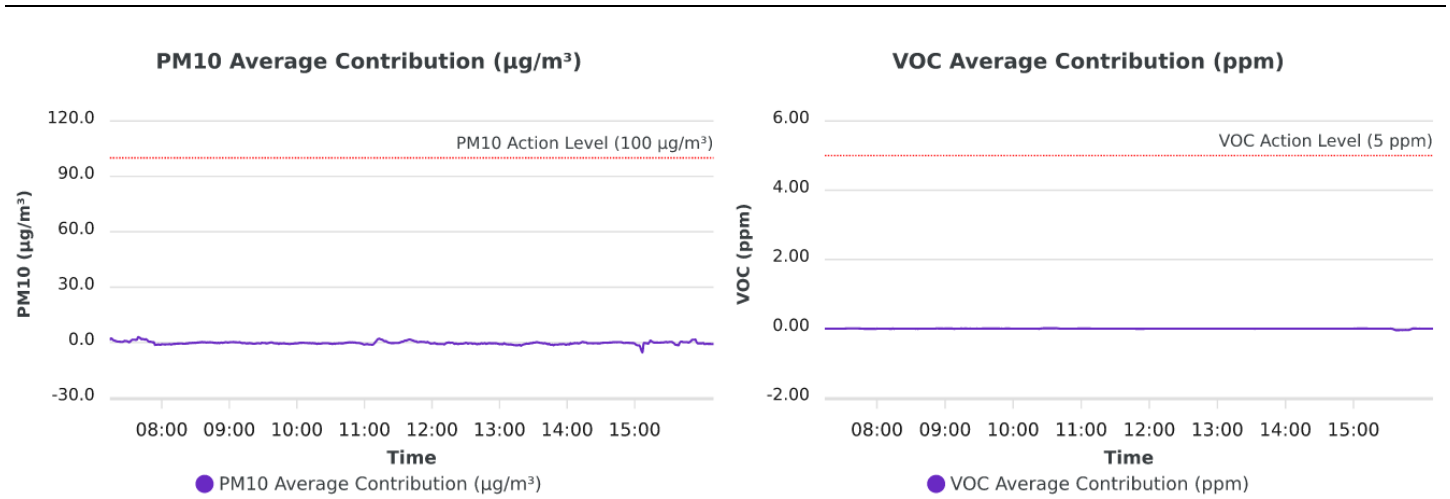
Air Monitoring:

The Community Air Monitoring The 15-minute average site contributions for particulates and volatile organic compounds (VOCs) are calculated by subtracting the upwind readings from the downwind readings. A true action level exceedance is realized when this net result exceeds 100 $\mu\text{g}/\text{m}^3$ for particulates and 5 ppm for organic vapors. No particulates (PM10) or organic vapors exceeded the 15-minute average site contribution action level of 100 $\mu\text{g}/\text{m}^3$ or 5 ppm, respectively, on this day.

Particulate Monitoring ($\mu\text{g}/\text{m}^3$)		Organic Vapor Monitoring (ppm)	
Daily Background	1.5	Daily Background	0.00
PM10 Average Site Contribution (Minimum)	-5.4	VOC Average Site Contribution (Minimum)	-0.04
PM10 Average Site Contribution (Maximum)	3.0	VOC Average Site Contribution (Maximum)	0.01

$\mu\text{g}/\text{m}^3$: micrograms per cubic meter.

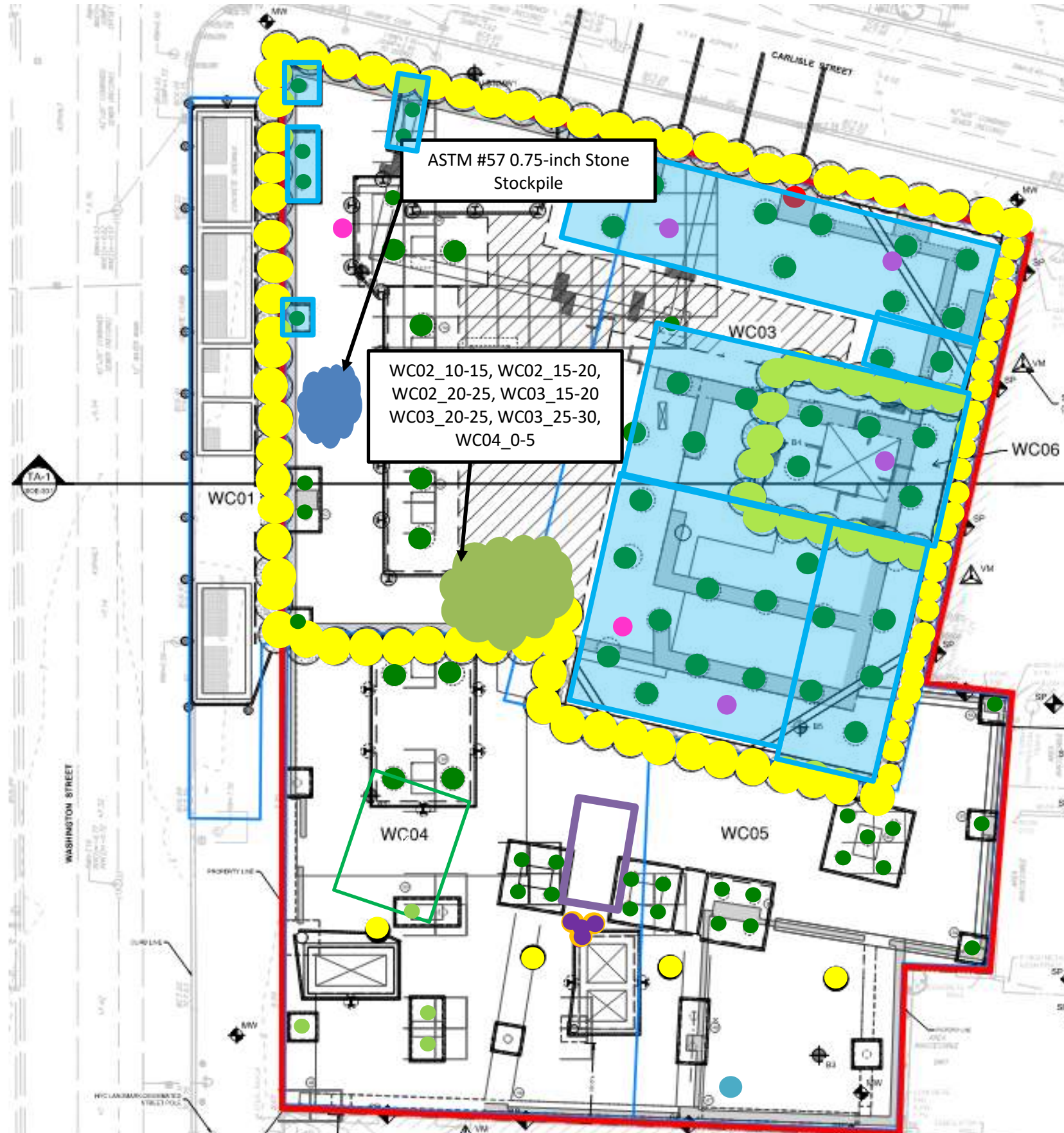
ppm: parts per million.



Planned Activities:

- Urban will continue to excavate and grade site material in support of foundation installation.
- Urban will continue to install waterproofing throughout the building footprint.
- Urban will continue to advance caissons and soldier piles.

SITE PLAN



- Site Boundary**
- Waste Characterization Grid Boundary**
- **CAMP station 1**
- **CAMP station 2**
- **Stockpile - Soil (no impacts)**
- **Stockpile - C&D**
- **Stockpile - Timber Piles**
- Approximate Location of Excavation**
- Approximate Area of Grading**
- Approximate Backfill Location**
- **Completed Soil-Mix Column**
- **Completed Caisson Casing**
- **Completed Caisson**
- **Reinstalled Soil-Mix Column as part of the In-Situ Stabilization of NAPL-contaminated Soil**
- **Soil-Mix Core Advanced**
- **Documentation Endpoint Sample**
- Completed Waterproofing Installation**
- Approximate Location of the Former UST**

Note: Waste characterization grid areas were developed by PT Consultants and Urban and is shown on this site plan for reference only.

Photo Log

Photo 1: Urban grading soil/fill in grid WC04 (facing northwest).



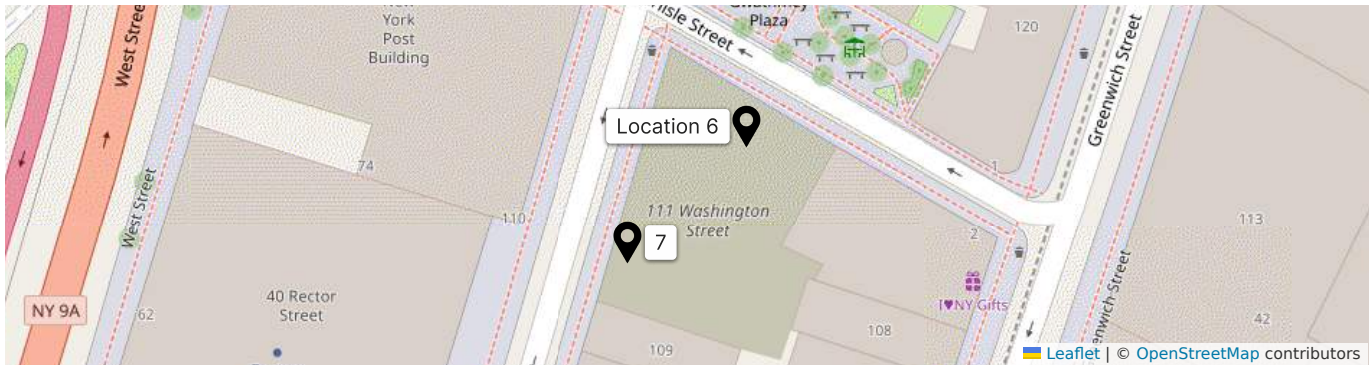
Photo 2: View of the central part of the site (facing southeast).



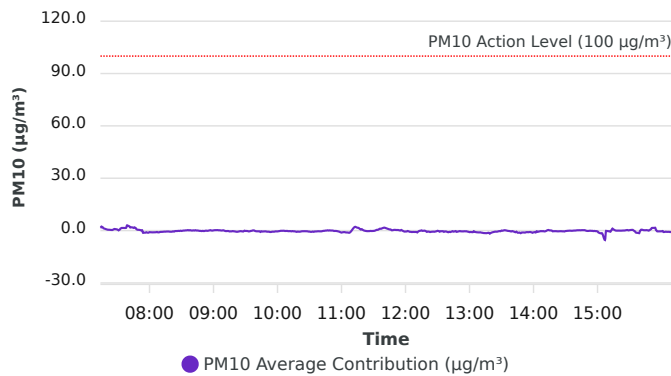
LANGAN	Air Monitoring Report	170695201 - 111 Washington St	
		Report Period	
		From:	1/10/2024 06:00
		To:	1/10/2024 19:00
		PM10 Action Level:	100.0 $\mu\text{g}/\text{m}^3$
VOC Action Level:	5.00 ppm		

Daily Environmental Summary	Windspeed (mph)	Prevailing wind direction
1/10/2024	0.5-2.8	SE

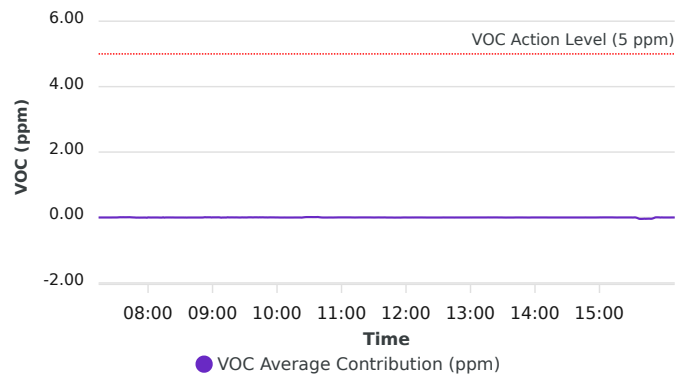
Daily Monitoring Summary	PM10 ($\mu\text{g}/\text{m}^3$)	Time	VOC (ppm)	Time
Min Contribution (15 min avg.) - 1/10/2024	-5.4	15:07	-0.04	15:38
Max Contribution (15 min avg.) - 1/10/2024	3.0	07:39	0.01	10:38



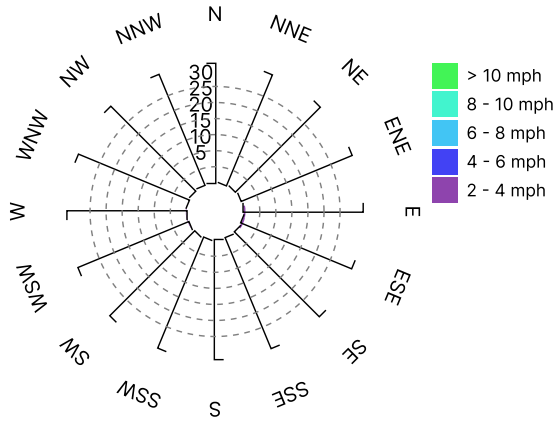
PM10 Average Contribution ($\mu\text{g}/\text{m}^3$)



VOC Average Contribution (ppm)



Contribution wind rose (mph)



Date/Time	Average Upwind PM10 (µg/m³)	Average Downwind PM10 (µg/m³)	Average Contribution PM10 (µg/m³)	Average Upwind VOC (ppm)	Average Downwind VOC (ppm)	Average Contribution VOC (ppm)	Wind Speed 15 min Avg	Wind Direction
1/10/2024 07:14:00	0.0	1.5	1.5	0.00	0.00	0.00	1.0	WNW
1/10/2024 07:15:00	0.0	2.3	2.3	0.00	0.00	0.00	1.2	S
1/10/2024 07:16:00	0.0	1.9	1.9	0.00	0.00	0.00	1.0	WSW
1/10/2024 07:17:00	0.2	1.4	1.3	0.00	0.00	0.00	1.0	ESE
1/10/2024 07:18:00	0.1	1.2	1.1	0.00	0.00	0.00	1.1	WSW
1/10/2024 07:19:00	0.2	1.0	0.8	0.00	0.00	0.00	1.0	NE
1/10/2024 07:20:00	0.2	0.9	0.7	0.00	0.00	0.00	1.0	SE
1/10/2024 07:21:00	0.3	0.8	0.5	0.00	0.00	0.00	1.0	ESE
1/10/2024 07:22:00	0.3	0.7	0.5	0.00	0.00	0.00	1.0	SSW
1/10/2024 07:23:00	0.3	0.7	0.4	0.00	0.00	0.00	1.0	WNW
1/10/2024 07:24:00	0.3	0.7	0.4	0.00	0.00	0.00	1.1	E
1/10/2024 07:25:00	0.3	0.6	0.3	0.00	0.00	0.00	1.1	E
1/10/2024 07:26:00	0.3	0.8	0.6	0.00	0.00	0.00	1.1	ESE
1/10/2024 07:27:00	0.3	1.2	0.9	0.00	0.00	0.00	1.1	ESE
1/10/2024 07:28:00	0.3	1.1	0.8	0.00	0.00	0.00	1.2	SE
1/10/2024 07:29:00	0.3	1.0	0.7	0.00	0.00	0.00	1.2	W
1/10/2024 07:30:00	0.3	0.8	0.6	0.00	0.00	0.00	1.1	W
1/10/2024 07:31:00	0.6	0.8	0.1	0.00	0.00	0.00	1.2	ESE
1/10/2024 07:32:00	0.6	1.1	0.6	0.00	0.00	0.00	1.2	S
1/10/2024 07:33:00	0.6	1.8	1.2	0.00	0.01	0.01	1.1	WSW
1/10/2024 07:34:00	0.6	2.1	1.5	0.00	0.01	0.01	1.1	W
1/10/2024 07:35:00	0.6	2.1	1.5	0.00	0.01	0.01	1.2	ESE
1/10/2024 07:36:00	0.6	2.1	1.5	0.00	0.01	0.01	1.2	E
1/10/2024 07:37:00	0.6	2.0	1.5	0.00	0.01	0.01	1.2	ESE
1/10/2024 07:38:00	0.6	2.1	1.5	0.00	0.01	0.01	1.2	W
1/10/2024 07:39:00	0.5	3.5	3.0	0.00	0.01	0.01	1.1	W
1/10/2024 07:40:00	0.8	3.5	2.8	0.00	0.01	0.01	1.1	SE
1/10/2024 07:41:00	0.8	3.3	2.5	0.00	0.01	0.01	1.1	E
1/10/2024 07:42:00	1.1	2.9	1.8	0.00	0.01	0.01	1.1	SE
1/10/2024 07:43:00	1.1	3.0	1.9	0.00	0.01	0.01	1.0	SSW
1/10/2024 07:44:00	1.2	3.0	1.8	0.01	0.01	0.01	1.0	ESE
1/10/2024 07:45:00	1.4	3.0	1.6	0.01	0.01	0.00	1.0	SE

Date/Time	Average Upwind PM10 (µg/m³)	Average Downwind PM10 (µg/m³)	Average Contribution PM10 (µg/m³)	Average Upwind VOC (ppm)	Average Downwind VOC (ppm)	Average Contribution VOC (ppm)	Wind Speed 15 min Avg	Wind Direction
1/10/2024 07:46:00	1.1	3.0	1.8	0.01	0.01	0.00	1.0	ESE
1/10/2024 07:47:00	1.2	2.6	1.4	0.01	0.01	0.00	1.0	SE
1/10/2024 07:48:00	1.2	1.9	0.7	0.01	0.01	0.00	1.0	SE
1/10/2024 07:49:00	1.2	1.7	0.5	0.01	0.01	0.00	1.0	W
1/10/2024 07:50:00	1.2	1.7	0.4	0.01	0.01	0.00	1.0	ESE
1/10/2024 07:51:00	1.3	1.7	0.3	0.01	0.01	0.00	1.0	E
1/10/2024 07:52:00	1.6	1.7	0.1	0.01	0.01	0.00	1.0	ESE
1/10/2024 07:53:00	1.6	1.8	0.2	0.01	0.01	0.00	1.0	SSE
1/10/2024 07:54:00	1.6	0.3	-1.3	0.01	0.01	0.00	1.0	ESE
1/10/2024 07:55:00	1.5	0.3	-1.2	0.01	0.01	0.00	0.9	E
1/10/2024 07:56:00	1.5	0.3	-1.2	0.01	0.01	0.00	0.9	ENE
1/10/2024 07:57:00	1.3	0.3	-0.9	0.01	0.01	0.00	0.9	ESE
1/10/2024 07:58:00	1.4	0.2	-1.2	0.01	0.01	0.00	0.9	NE
1/10/2024 07:59:00	1.4	0.2	-1.2	0.01	0.01	-0.01	0.9	ESE
1/10/2024 08:00:00	1.2	0.3	-0.9	0.01	0.01	0.00	1.0	W
1/10/2024 08:01:00	1.3	0.3	-1.0	0.01	0.01	0.00	1.0	E
1/10/2024 08:02:00	1.3	0.3	-1.0	0.01	0.01	0.00	1.0	ESE
1/10/2024 08:03:00	1.3	0.3	-1.0	0.01	0.01	0.00	0.9	SE
1/10/2024 08:04:00	1.3	0.3	-1.0	0.01	0.01	0.00	0.9	S
1/10/2024 08:05:00	1.3	0.3	-1.0	0.01	0.01	0.00	0.9	ESE
1/10/2024 08:06:00	1.3	0.3	-0.9	0.01	0.01	0.00	0.9	SE
1/10/2024 08:07:00	1.1	0.3	-0.8	0.01	0.01	0.00	0.9	SE
1/10/2024 08:08:00	1.2	0.1	-1.0	0.01	0.01	0.00	0.9	E
1/10/2024 08:09:00	1.1	0.1	-1.0	0.01	0.01	0.00	0.9	E
1/10/2024 08:10:00	1.0	0.2	-0.8	0.01	0.01	0.00	0.9	SSW
1/10/2024 08:11:00	1.0	0.2	-0.8	0.01	0.01	0.00	0.9	ESE
1/10/2024 08:12:00	1.0	0.2	-0.7	0.01	0.01	0.00	0.9	ESE
1/10/2024 08:13:00	0.9	0.2	-0.7	0.01	0.01	0.00	0.9	E
1/10/2024 08:14:00	0.8	0.2	-0.6	0.01	0.01	0.01	0.9	ESE
1/10/2024 08:15:00	0.8	0.2	-0.6	0.01	0.00	0.00	0.9	W
1/10/2024 08:16:00	0.8	0.2	-0.5	0.00	0.00	0.00	0.9	ESE
1/10/2024 08:17:00	0.8	0.2	-0.5	0.00	0.00	0.00	0.9	ESE

Date/Time	Average Upwind PM10 (µg/m³)	Average Downwind PM10 (µg/m³)	Average Contribution PM10 (µg/m³)	Average Upwind VOC (ppm)	Average Downwind VOC (ppm)	Average Contribution VOC (ppm)	Wind Speed 15 min Avg	Wind Direction
1/10/2024 08:18:00	0.8	0.2	-0.5	0.00	0.00	0.00	1.0	ESE
1/10/2024 08:19:00	0.8	0.2	-0.6	0.00	0.00	0.00	1.0	ESE
1/10/2024 08:20:00	0.8	0.2	-0.7	0.00	0.00	0.00	1.0	ENE
1/10/2024 08:21:00	0.8	0.2	-0.7	0.00	0.00	0.00	1.0	ESE
1/10/2024 08:22:00	0.7	0.3	-0.4	0.00	0.00	0.00	1.0	WNW
1/10/2024 08:23:00	0.9	0.3	-0.6	0.00	0.00	0.00	1.0	ESE
1/10/2024 08:24:00	0.8	0.5	-0.3	0.00	0.00	0.00	1.0	SSE
1/10/2024 08:25:00	0.8	0.6	-0.3	0.00	0.00	0.00	1.0	WNW
1/10/2024 08:26:00	0.8	0.6	-0.3	0.00	0.00	0.00	1.0	ESE
1/10/2024 08:27:00	0.8	0.6	-0.2	0.00	0.00	0.00	1.0	S
1/10/2024 08:28:00	0.8	0.6	-0.2	0.00	0.00	0.00	1.0	ESE
1/10/2024 08:29:00	0.8	0.7	-0.1	0.00	0.00	0.00	1.0	SSE
1/10/2024 08:30:00	0.9	0.7	-0.2	0.00	0.00	0.00	1.0	ESE
1/10/2024 08:31:00	0.8	0.7	-0.1	0.00	0.00	0.00	1.0	WNW
1/10/2024 08:32:00	0.8	0.8	0.0	0.00	0.00	0.00	0.9	SW
1/10/2024 08:33:00	0.8	0.8	0.0	0.00	0.00	0.00	0.9	ESE
1/10/2024 08:34:00	0.7	0.8	0.1	0.00	0.00	0.00	0.9	SSW
1/10/2024 08:35:00	0.7	0.8	0.1	0.00	0.00	0.00	1.0	E
1/10/2024 08:36:00	0.6	0.9	0.3	0.00	0.00	0.00	0.9	SW
1/10/2024 08:37:00	0.7	0.8	0.1	0.00	0.00	0.00	1.0	SE
1/10/2024 08:38:00	0.5	0.8	0.2	0.00	0.00	0.00	1.0	SE
1/10/2024 08:39:00	0.5	0.6	0.1	0.00	0.00	0.00	1.0	W
1/10/2024 08:40:00	0.5	0.5	0.0	0.00	0.00	0.00	1.0	S
1/10/2024 08:41:00	0.4	0.6	0.1	0.00	0.00	0.00	1.0	SE
1/10/2024 08:42:00	0.5	0.5	0.0	0.00	0.00	0.00	1.1	E
1/10/2024 08:43:00	0.4	0.6	0.2	0.00	0.00	0.00	1.1	W
1/10/2024 08:44:00	0.4	0.5	0.0	0.00	0.00	0.00	1.1	E
1/10/2024 08:45:00	0.4	0.5	0.1	0.00	0.00	0.00	1.1	E
1/10/2024 08:46:00	0.5	0.4	-0.1	0.00	0.00	0.00	1.1	ESE
1/10/2024 08:47:00	0.5	0.3	-0.2	0.00	0.00	0.00	1.2	ESE
1/10/2024 08:48:00	0.5	0.3	-0.2	0.00	0.00	0.00	1.3	ESE
1/10/2024 08:49:00	0.6	0.3	-0.3	0.00	0.00	0.00	1.3	SE

Date/Time	Average Upwind PM10 (µg/m³)	Average Downwind PM10 (µg/m³)	Average Contribution PM10 (µg/m³)	Average Upwind VOC (ppm)	Average Downwind VOC (ppm)	Average Contribution VOC (ppm)	Wind Speed 15 min Avg	Wind Direction
1/10/2024 08:50:00	0.5	0.4	-0.1	0.00	0.00	0.00	1.3	W
1/10/2024 08:51:00	0.6	0.3	-0.3	0.00	0.00	0.00	1.3	E
1/10/2024 08:52:00	0.6	0.4	-0.1	0.00	0.01	0.00	1.4	W
1/10/2024 08:53:00	0.5	0.5	0.0	0.00	0.01	0.01	1.4	WSW
1/10/2024 08:54:00	0.6	0.4	-0.1	0.01	0.01	0.01	1.4	ESE
1/10/2024 08:55:00	0.6	0.5	-0.1	0.01	0.01	0.01	1.4	SSE
1/10/2024 08:56:00	0.6	0.6	0.1	0.01	0.01	0.01	1.4	S
1/10/2024 08:57:00	0.5	0.7	0.2	0.01	0.01	0.01	1.4	SSE
1/10/2024 08:58:00	0.6	0.7	0.0	0.01	0.01	0.01	1.4	E
1/10/2024 08:59:00	0.7	0.7	0.0	0.01	0.01	0.00	1.4	SE
1/10/2024 09:00:00	0.6	0.8	0.1	0.01	0.01	0.00	1.3	W
1/10/2024 09:01:00	0.6	0.8	0.2	0.01	0.01	0.00	1.4	SW
1/10/2024 09:02:00	0.6	0.8	0.2	0.01	0.01	0.00	1.4	ESE
1/10/2024 09:03:00	0.6	0.8	0.3	0.01	0.01	0.00	1.4	ESE
1/10/2024 09:04:00	0.6	0.8	0.3	0.01	0.01	0.00	1.3	SE
1/10/2024 09:05:00	0.6	0.7	0.1	0.01	0.01	0.01	1.4	ESE
1/10/2024 09:06:00	0.5	0.7	0.2	0.01	0.01	0.01	1.4	ESE
1/10/2024 09:07:00	0.6	0.7	0.1	0.01	0.01	0.00	1.4	ESE
1/10/2024 09:08:00	0.6	0.6	0.0	0.01	0.01	-0.01	1.4	S
1/10/2024 09:09:00	0.5	0.7	0.2	0.01	0.01	0.00	1.4	W
1/10/2024 09:10:00	0.6	0.6	0.0	0.01	0.01	0.00	1.4	ESE
1/10/2024 09:11:00	0.6	0.4	-0.3	0.01	0.01	0.00	1.4	SE
1/10/2024 09:12:00	0.6	0.3	-0.3	0.01	0.01	0.00	1.4	WSW
1/10/2024 09:13:00	0.6	0.3	-0.2	0.01	0.01	0.00	1.4	SE
1/10/2024 09:14:00	0.6	0.3	-0.3	0.00	0.01	0.01	1.4	ESE
1/10/2024 09:15:00	0.7	0.2	-0.5	0.00	0.01	0.00	1.4	ESE
1/10/2024 09:16:00	0.7	0.3	-0.4	0.00	0.01	0.00	1.3	S
1/10/2024 09:17:00	0.7	0.3	-0.5	0.00	0.01	0.00	1.3	ESE
1/10/2024 09:18:00	0.7	0.4	-0.3	0.00	0.01	0.00	1.3	WSW
1/10/2024 09:19:00	0.8	0.4	-0.4	0.00	0.01	0.00	1.2	SE
1/10/2024 09:20:00	0.9	0.4	-0.5	0.00	0.01	0.00	1.2	ENE
1/10/2024 09:21:00	1.0	0.4	-0.6	0.00	0.01	0.00	1.1	ESE

Date/Time	Average Upwind PM10 (µg/m³)	Average Downwind PM10 (µg/m³)	Average Contribution PM10 (µg/m³)	Average Upwind VOC (ppm)	Average Downwind VOC (ppm)	Average Contribution VOC (ppm)	Wind Speed 15 min Avg	Wind Direction
1/10/2024 09:22:00	1.1	0.4	-0.7	0.00	0.01	0.00	1.1	ENE
1/10/2024 09:23:00	1.1	0.5	-0.6	0.01	0.01	0.00	1.1	WSW
1/10/2024 09:24:00	1.1	0.6	-0.5	0.01	0.01	0.00	1.2	W
1/10/2024 09:25:00	1.0	0.7	-0.3	0.01	0.01	0.00	1.1	W
1/10/2024 09:26:00	1.1	0.7	-0.4	0.01	0.01	0.00	1.2	ESE
1/10/2024 09:27:00	1.1	0.6	-0.5	0.01	0.01	0.00	1.2	E
1/10/2024 09:28:00	1.1	0.6	-0.5	0.01	0.01	0.00	1.2	ESE
1/10/2024 09:29:00	1.0	0.9	-0.1	0.01	0.01	0.00	1.2	SSW
1/10/2024 09:30:00	1.1	0.9	-0.2	0.01	0.01	0.00	1.2	ENE
1/10/2024 09:31:00	1.1	0.9	-0.2	0.01	0.01	0.00	1.2	W
1/10/2024 09:32:00	1.2	0.9	-0.3	0.01	0.01	0.00	1.2	ESE
1/10/2024 09:33:00	1.3	0.8	-0.5	0.01	0.01	0.00	1.3	ESE
1/10/2024 09:34:00	1.2	0.8	-0.4	0.01	0.01	0.01	1.3	E
1/10/2024 09:35:00	1.1	0.9	-0.2	0.01	0.01	0.01	1.3	SE
1/10/2024 09:36:00	1.0	0.9	-0.1	0.01	0.01	0.01	1.3	E
1/10/2024 09:37:00	0.9	1.0	0.1	0.01	0.01	0.00	1.3	S
1/10/2024 09:38:00	0.9	1.0	0.1	0.01	0.01	0.00	1.3	WSW
1/10/2024 09:39:00	1.0	0.8	-0.2	0.01	0.01	0.01	1.2	E
1/10/2024 09:40:00	1.1	0.7	-0.4	0.01	0.01	0.01	1.3	ESE
1/10/2024 09:41:00	1.1	0.7	-0.4	0.01	0.01	0.01	1.3	ESE
1/10/2024 09:42:00	1.1	0.7	-0.4	0.01	0.01	0.00	1.2	SE
1/10/2024 09:43:00	1.1	0.7	-0.4	0.01	0.01	0.00	1.2	ESE
1/10/2024 09:44:00	1.2	0.4	-0.8	0.01	0.01	0.01	1.2	ESE
1/10/2024 09:45:00	0.9	0.5	-0.4	0.01	0.01	0.00	1.3	WSW
1/10/2024 09:46:00	0.9	0.4	-0.6	0.00	0.01	0.01	1.3	ESE
1/10/2024 09:47:00	0.9	0.4	-0.5	0.00	0.01	0.01	1.3	ESE
1/10/2024 09:48:00	0.8	0.4	-0.5	0.00	0.01	0.00	1.3	ESE
1/10/2024 09:49:00	0.8	0.4	-0.5	0.00	0.01	0.00	1.3	E
1/10/2024 09:50:00	0.9	0.3	-0.6	0.00	0.01	0.00	1.2	ESE
1/10/2024 09:51:00	0.9	0.3	-0.6	0.00	0.01	0.00	1.2	SE
1/10/2024 09:52:00	0.9	0.3	-0.6	0.00	0.01	0.00	1.2	W
1/10/2024 09:53:00	1.0	0.2	-0.8	0.00	0.01	0.00	1.2	ESE

Date/Time	Average Upwind PM10 (µg/m³)	Average Downwind PM10 (µg/m³)	Average Contribution PM10 (µg/m³)	Average Upwind VOC (ppm)	Average Downwind VOC (ppm)	Average Contribution VOC (ppm)	Wind Speed 15 min Avg	Wind Direction
1/10/2024 09:54:00	1.0	0.2	-0.8	0.00	0.01	0.00	1.2	ESE
1/10/2024 09:55:00	0.9	0.3	-0.6	0.00	0.01	0.00	1.2	S
1/10/2024 09:56:00	0.9	0.3	-0.6	0.00	0.01	0.00	1.2	ESE
1/10/2024 09:57:00	0.9	0.3	-0.6	0.00	0.01	0.00	1.2	NNW
1/10/2024 09:58:00	0.8	0.3	-0.5	0.00	0.01	0.00	1.2	SSE
1/10/2024 09:59:00	0.8	0.3	-0.5	0.00	0.01	0.00	1.2	ESE
1/10/2024 10:00:00	0.8	0.3	-0.5	0.00	0.01	0.00	1.2	SW
1/10/2024 10:01:00	0.8	0.4	-0.4	0.00	0.00	0.00	1.2	S
1/10/2024 10:02:00	0.7	0.5	-0.3	0.00	0.00	0.00	1.2	SSE
1/10/2024 10:03:00	0.7	0.5	-0.1	0.00	0.00	0.00	1.2	WSW
1/10/2024 10:04:00	0.7	0.5	-0.1	0.00	0.00	0.00	1.1	SE
1/10/2024 10:05:00	0.6	0.5	-0.1	0.00	0.00	0.00	1.2	SE
1/10/2024 10:06:00	0.6	0.5	-0.1	0.00	0.00	0.00	1.2	SE
1/10/2024 10:07:00	0.7	0.4	-0.2	0.00	0.00	0.00	1.2	ESE
1/10/2024 10:08:00	0.7	0.4	-0.2	0.00	0.00	0.00	1.2	ENE
1/10/2024 10:09:00	0.6	0.4	-0.2	0.00	0.00	0.00	1.2	SE
1/10/2024 10:10:00	0.7	0.3	-0.3	0.00	0.00	0.00	1.2	ESE
1/10/2024 10:11:00	0.7	0.3	-0.3	0.00	0.00	0.00	1.2	ESE
1/10/2024 10:12:00	0.7	0.3	-0.3	0.00	0.00	0.00	1.2	ESE
1/10/2024 10:13:00	0.7	0.3	-0.4	0.00	0.00	0.00	1.2	E
1/10/2024 10:14:00	0.6	0.3	-0.3	0.00	0.00	0.00	1.2	SSE
1/10/2024 10:15:00	0.7	0.3	-0.4	0.00	0.00	0.00	1.2	N
1/10/2024 10:16:00	0.7	0.3	-0.4	0.00	0.00	0.00	1.2	SW
1/10/2024 10:17:00	0.8	0.2	-0.6	0.00	0.00	0.00	1.1	SE
1/10/2024 10:18:00	0.9	0.1	-0.7	0.00	0.00	0.00	1.1	ESE
1/10/2024 10:19:00	0.8	0.2	-0.6	0.00	0.00	0.00	1.1	SSW
1/10/2024 10:20:00	0.9	0.2	-0.6	0.00	0.00	0.00	1.1	E
1/10/2024 10:21:00	0.9	0.2	-0.6	0.00	0.00	0.00	1.1	SE
1/10/2024 10:22:00	0.8	0.3	-0.5	0.00	0.00	0.00	1.1	W
1/10/2024 10:23:00	0.7	0.4	-0.4	0.00	0.00	0.00	1.1	WSW
1/10/2024 10:24:00	0.7	0.4	-0.4	0.00	0.01	0.00	1.1	E
1/10/2024 10:25:00	0.7	0.4	-0.4	0.00	0.01	0.01	1.1	ESE

Date/Time	Average Upwind PM10 (µg/m³)	Average Downwind PM10 (µg/m³)	Average Contribution PM10 (µg/m³)	Average Upwind VOC (ppm)	Average Downwind VOC (ppm)	Average Contribution VOC (ppm)	Wind Speed 15 min Avg	Wind Direction
1/10/2024 10:26:00	0.7	0.4	-0.4	0.00	0.01	0.01	1.1	ESE
1/10/2024 10:27:00	0.8	0.4	-0.4	0.00	0.01	0.01	1.1	SE
1/10/2024 10:28:00	0.8	0.4	-0.4	0.00	0.02	0.01	1.0	ESE
1/10/2024 10:29:00	0.8	0.3	-0.6	0.00	0.02	0.01	1.0	ESE
1/10/2024 10:30:00	0.9	0.3	-0.6	0.00	0.02	0.01	1.0	ESE
1/10/2024 10:31:00	1.0	0.2	-0.7	0.00	0.02	0.01	1.0	ESE
1/10/2024 10:32:00	0.9	0.2	-0.7	0.00	0.02	0.01	1.0	ESE
1/10/2024 10:33:00	0.8	0.3	-0.6	0.00	0.02	0.01	1.0	S
1/10/2024 10:34:00	0.9	0.2	-0.7	0.00	0.02	0.01	1.0	ESE
1/10/2024 10:35:00	0.8	0.3	-0.5	0.00	0.02	0.01	1.0	WSW
1/10/2024 10:36:00	0.8	0.3	-0.5	0.00	0.02	0.01	1.0	ENE
1/10/2024 10:37:00	0.8	0.3	-0.5	0.00	0.02	0.01	1.0	W
1/10/2024 10:38:00	0.8	0.4	-0.4	0.00	0.02	0.01	1.0	SSE
1/10/2024 10:39:00	0.8	0.4	-0.4	0.00	0.01	0.01	1.0	ESE
1/10/2024 10:40:00	0.8	0.4	-0.4	0.00	0.01	0.01	1.0	E
1/10/2024 10:41:00	0.8	0.4	-0.4	0.00	0.00	0.00	1.0	ESE
1/10/2024 10:42:00	0.8	0.5	-0.3	0.00	0.00	0.00	1.0	W
1/10/2024 10:43:00	0.7	0.5	-0.2	0.00	0.00	0.00	1.0	W
1/10/2024 10:44:00	0.7	0.5	-0.1	0.00	0.00	0.00	1.0	SE
1/10/2024 10:45:00	0.6	0.6	0.0	0.00	0.00	0.00	1.0	WNW
1/10/2024 10:46:00	0.6	0.6	0.0	0.00	0.00	0.00	1.0	E
1/10/2024 10:47:00	0.5	0.7	0.1	0.00	0.00	0.00	1.0	W
1/10/2024 10:48:00	0.6	0.6	0.0	0.00	0.00	0.00	1.0	ENE
1/10/2024 10:49:00	0.5	0.7	0.1	0.00	0.00	0.00	1.1	SSE
1/10/2024 10:50:00	0.6	0.6	0.0	0.00	0.00	0.00	1.1	ESE
1/10/2024 10:51:00	0.6	0.6	0.0	0.00	0.00	0.00	1.0	E
1/10/2024 10:52:00	0.6	0.5	0.0	0.00	0.00	0.00	1.0	W
1/10/2024 10:53:00	0.6	0.4	-0.2	0.00	0.00	0.00	1.0	SE
1/10/2024 10:54:00	0.6	0.4	-0.2	0.00	0.00	0.00	1.0	ESE
1/10/2024 10:55:00	0.6	0.4	-0.2	0.00	0.00	0.00	1.0	ENE
1/10/2024 10:56:00	0.7	0.4	-0.3	0.00	0.00	0.00	1.0	ENE
1/10/2024 10:57:00	0.8	0.3	-0.5	0.00	0.00	0.00	1.1	ESE

Date/Time	Average Upwind PM10 (µg/m³)	Average Downwind PM10 (µg/m³)	Average Contribution PM10 (µg/m³)	Average Upwind VOC (ppm)	Average Downwind VOC (ppm)	Average Contribution VOC (ppm)	Wind Speed 15 min Avg	Wind Direction
1/10/2024 10:58:00	0.9	0.3	-0.7	0.00	0.00	0.00	1.1	SE
1/10/2024 10:59:00	1.2	0.3	-1.0	0.00	0.01	0.00	1.1	ESE
1/10/2024 11:00:00	1.4	0.2	-1.1	0.00	0.01	0.00	1.1	ESE
1/10/2024 11:01:00	1.3	0.3	-1.0	0.00	0.01	0.00	1.1	W
1/10/2024 11:02:00	1.3	0.4	-0.9	0.00	0.01	0.00	1.1	SW
1/10/2024 11:03:00	1.3	0.4	-0.9	0.00	0.01	0.00	1.1	E
1/10/2024 11:04:00	1.4	0.3	-1.1	0.00	0.01	0.00	1.1	ESE
1/10/2024 11:05:00	1.4	0.3	-1.1	0.00	0.01	0.00	1.1	E
1/10/2024 11:06:00	1.4	0.3	-1.1	0.00	0.01	0.00	1.1	ESE
1/10/2024 11:07:00	1.5	0.3	-1.3	0.00	0.01	0.00	1.2	E
1/10/2024 11:08:00				0.00	0.01	0.00	1.2	ESE
1/10/2024 11:09:00				0.00	0.00	0.00	1.3	ESE
1/10/2024 11:10:00				0.00	0.00	0.00	1.2	SW
1/10/2024 11:11:00				0.00	0.00	0.00	1.3	ESE
1/10/2024 11:12:00				0.00	0.00	0.00	1.2	E
1/10/2024 11:13:00	0.0	2.1	2.1	0.00	0.00	0.00	1.2	E
1/10/2024 11:14:00	0.0	1.8	1.8	0.00	0.00	0.00	1.3	ESE
1/10/2024 11:15:00	0.0	1.6	1.6	0.00	0.00	0.00	1.3	E
1/10/2024 11:16:00	0.0	1.5	1.5	0.00	0.00	0.00	1.3	ESE
1/10/2024 11:17:00	0.2	1.2	1.0	0.00	0.00	0.00	1.3	WSW
1/10/2024 11:18:00	0.4	1.0	0.6	0.00	0.00	0.00	1.4	W
1/10/2024 11:19:00	0.4	1.2	0.8	0.00	0.00	0.00	1.3	SE
1/10/2024 11:20:00	0.7	1.0	0.4	0.00	0.00	0.00	1.3	WSW
1/10/2024 11:21:00	0.9	0.9	0.1	0.00	0.00	0.00	1.4	WSW
1/10/2024 11:22:00	0.9	0.8	-0.1	0.00	0.00	0.00	1.4	WSW
1/10/2024 11:23:00	1.0	0.8	-0.2	0.00	0.00	0.00	1.4	SSW
1/10/2024 11:24:00	1.0	0.7	-0.3	0.00	0.00	0.00	1.4	W
1/10/2024 11:25:00	1.1	0.7	-0.3	0.00	0.00	0.00	1.4	ESE
1/10/2024 11:26:00	1.1	0.8	-0.3	0.00	0.00	0.00	1.4	ESE
1/10/2024 11:27:00	1.1	0.9	-0.2	0.00	0.00	0.00	1.4	SE
1/10/2024 11:28:00	1.1	0.8	-0.3	0.00	0.00	0.00	1.4	ESE
1/10/2024 11:29:00	1.1	0.8	-0.2	0.00	0.00	0.00	1.4	ESE

Date/Time	Average Upwind PM10 (µg/m³)	Average Downwind PM10 (µg/m³)	Average Contribution PM10 (µg/m³)	Average Upwind VOC (ppm)	Average Downwind VOC (ppm)	Average Contribution VOC (ppm)	Wind Speed 15 min Avg	Wind Direction
1/10/2024 11:30:00	1.1	0.9	-0.2	0.00	0.00	0.00	1.4	ESE
1/10/2024 11:31:00	1.1	0.9	-0.1	0.00	0.00	0.00	1.3	E
1/10/2024 11:32:00	1.0	1.1	0.1	0.00	0.00	0.00	1.3	ESE
1/10/2024 11:33:00	0.9	1.3	0.4	0.00	0.00	0.00	1.3	SE
1/10/2024 11:34:00	0.9	1.3	0.4	0.00	0.00	0.00	1.3	ESE
1/10/2024 11:35:00	0.7	1.4	0.7	0.00	0.00	0.00	1.3	E
1/10/2024 11:36:00	0.5	1.6	1.1	0.00	0.00	0.00	1.3	E
1/10/2024 11:37:00	0.6	1.6	1.0	0.00	0.00	0.00	1.3	SW
1/10/2024 11:38:00	0.5	1.8	1.3	0.00	0.00	0.00	1.2	ESE
1/10/2024 11:39:00	0.4	1.9	1.5	0.00	0.00	0.00	1.2	E
1/10/2024 11:40:00	0.3	2.0	1.7	0.00	0.00	0.00	1.2	ESE
1/10/2024 11:41:00	0.3	1.9	1.6	0.00	0.00	0.00	1.1	SE
1/10/2024 11:42:00	0.5	1.8	1.3	0.00	0.00	0.00	1.1	SW
1/10/2024 11:43:00	0.6	1.7	1.1	0.00	0.00	0.00	1.2	SE
1/10/2024 11:44:00	0.7	1.6	0.9	0.00	0.00	0.00	1.2	S
1/10/2024 11:45:00	0.8	1.4	0.7	0.00	0.00	0.00	1.2	SSW
1/10/2024 11:46:00	0.8	1.4	0.6	0.00	0.00	0.00	1.2	ESE
1/10/2024 11:47:00	1.1	1.3	0.2	0.00	0.00	0.00	1.2	W
1/10/2024 11:48:00	1.3	1.4	0.2	0.00	0.00	0.00	1.2	SE
1/10/2024 11:49:00	1.5	1.9	0.4	0.00	0.00	0.00	1.2	E
1/10/2024 11:50:00	1.8	2.2	0.4	0.00	0.00	0.00	1.2	SE
1/10/2024 11:51:00	2.0	2.4	0.3	0.00	0.00	0.00	1.2	ESE
1/10/2024 11:52:00	2.4	2.7	0.3	0.00	0.00	0.00	1.1	SW
1/10/2024 11:53:00	2.9	3.2	0.3	0.00	0.00	0.00	1.2	ESE
1/10/2024 11:54:00	3.4	3.6	0.2	0.00	0.00	0.00	1.2	ESE
1/10/2024 11:55:00	3.6	3.7	0.0	0.00	0.00	0.00	1.3	E
1/10/2024 11:56:00	3.9	4.3	0.3	0.00	0.00	0.00	1.3	ESE
1/10/2024 11:57:00	4.8	4.8	0.0	0.00	0.00	0.00	1.3	NNW
1/10/2024 11:58:00	5.3	5.0	-0.3	0.00	0.00	0.00	1.3	ESE
1/10/2024 11:59:00	5.9	5.3	-0.6	0.00	0.00	0.00	1.3	E
1/10/2024 12:00:00	6.5	6.0	-0.5	0.00	0.00	0.00	1.2	ESE
1/10/2024 12:01:00	6.9	6.4	-0.5	0.00	0.00	0.00	1.2	SSW

Date/Time	Average Upwind PM10 (µg/m³)	Average Downwind PM10 (µg/m³)	Average Contribution PM10 (µg/m³)	Average Upwind VOC (ppm)	Average Downwind VOC (ppm)	Average Contribution VOC (ppm)	Wind Speed 15 min Avg	Wind Direction
1/10/2024 12:02:00	6.8	6.6	-0.3	0.00	0.00	0.00	1.2	WSW
1/10/2024 12:03:00	7.0	6.6	-0.4	0.00	0.00	0.00	1.2	S
1/10/2024 12:04:00	7.1	6.3	-0.7	0.00	0.00	0.00	1.1	ESE
1/10/2024 12:05:00	7.1	6.4	-0.7	0.00	0.00	0.00	1.1	SE
1/10/2024 12:06:00	7.8	7.0	-0.8	0.00	0.00	0.00	1.2	SE
1/10/2024 12:07:00	8.0	7.2	-0.8	0.00	0.00	0.00	1.2	W
1/10/2024 12:08:00	7.9	7.1	-0.8	0.00	0.00	0.00	1.1	SE
1/10/2024 12:09:00	7.7	6.9	-0.8	0.00	0.00	0.00	1.1	NW
1/10/2024 12:10:00	7.7	6.9	-0.8	0.00	0.00	0.00	1.1	SE
1/10/2024 12:11:00	7.4	6.3	-1.1	0.00	0.00	0.00	1.0	SSE
1/10/2024 12:12:00	6.5	6.0	-0.5	0.00	0.00	0.00	1.0	SE
1/10/2024 12:13:00	6.2	6.0	-0.2	0.00	0.00	0.00	1.0	W
1/10/2024 12:14:00	5.8	5.7	-0.1	0.00	0.00	0.00	1.0	W
1/10/2024 12:15:00	5.2	5.3	0.1	0.00	0.00	0.00	1.0	E
1/10/2024 12:16:00	5.0	4.8	-0.2	0.00	0.00	0.00	1.1	SW
1/10/2024 12:17:00	4.8	4.7	-0.1	0.00	0.00	0.00	1.1	ESE
1/10/2024 12:18:00	4.7	4.6	-0.1	0.00	0.00	0.00	1.2	E
1/10/2024 12:19:00	4.6	4.3	-0.3	0.00	0.00	0.00	1.2	SSE
1/10/2024 12:20:00	4.6	3.8	-0.8	0.00	0.00	0.00	1.2	SSE
1/10/2024 12:21:00	3.6	3.1	-0.6	0.00	0.00	0.00	1.2	E
1/10/2024 12:22:00	3.1	2.5	-0.6	0.00	0.00	0.00	1.2	WSW
1/10/2024 12:23:00	2.8	2.0	-0.8	0.00	0.00	0.00	1.2	SSE
1/10/2024 12:24:00	2.6	1.9	-0.7	0.00	0.00	0.00	1.2	ESE
1/10/2024 12:25:00	2.5	1.8	-0.7	0.00	0.00	0.00	1.2	ENE
1/10/2024 12:26:00	2.5	1.8	-0.6	0.00	0.00	0.00	1.2	W
1/10/2024 12:27:00	2.5	1.8	-0.7	0.00	0.00	0.00	1.3	E
1/10/2024 12:28:00	2.2	1.6	-0.5	0.00	0.00	0.00	1.2	S
1/10/2024 12:29:00	2.1	1.7	-0.4	0.00	0.00	0.00	1.3	ESE
1/10/2024 12:30:00	2.2	2.1	-0.1	0.00	0.00	0.00	1.2	SSW
1/10/2024 12:31:00	2.6	2.3	-0.3	0.00	0.00	0.00	1.2	ENE
1/10/2024 12:32:00	3.0	2.3	-0.7	0.00	0.00	0.00	1.2	E
1/10/2024 12:33:00	3.0	2.6	-0.4	0.00	0.00	0.00	1.2	W

Date/Time	Average Upwind PM10 (µg/m³)	Average Downwind PM10 (µg/m³)	Average Contribution PM10 (µg/m³)	Average Upwind VOC (ppm)	Average Downwind VOC (ppm)	Average Contribution VOC (ppm)	Wind Speed 15 min Avg	Wind Direction
1/10/2024 12:34:00	3.1	2.8	-0.4	0.00	0.00	0.00	1.2	E
1/10/2024 12:35:00	3.2	2.9	-0.3	0.00	0.00	0.00	1.2	ESE
1/10/2024 12:36:00	3.7	2.9	-0.7	0.00	0.00	0.00	1.2	ESE
1/10/2024 12:37:00	3.8	3.3	-0.5	0.00	0.00	0.00	1.2	S
1/10/2024 12:38:00	4.0	3.4	-0.5	0.00	0.00	0.00	1.2	ESE
1/10/2024 12:39:00	4.2	3.4	-0.7	0.00	0.00	0.00	1.3	ESE
1/10/2024 12:40:00	4.3	3.4	-0.9	0.00	0.00	0.00	1.3	SE
1/10/2024 12:41:00	4.3	3.6	-0.7	0.00	0.00	0.00	1.3	S
1/10/2024 12:42:00	4.5	3.7	-0.8	0.00	0.00	0.00	1.3	SE
1/10/2024 12:43:00	4.7	4.0	-0.6	0.00	0.00	0.00	1.3	SW
1/10/2024 12:44:00	4.7	4.3	-0.3	0.00	0.00	0.00	1.3	W
1/10/2024 12:45:00	4.7	4.1	-0.6	0.00	0.00	0.00	1.3	S
1/10/2024 12:46:00	4.5	4.0	-0.5	0.00	0.00	0.00	1.4	E
1/10/2024 12:47:00	4.3	4.0	-0.3	0.00	0.00	0.00	1.3	E
1/10/2024 12:48:00	4.4	3.6	-0.7	0.00	0.00	0.00	1.3	SE
1/10/2024 12:49:00	4.2	3.6	-0.6	0.00	0.00	0.00	1.3	ESE
1/10/2024 12:50:00	4.1	3.7	-0.4	0.00	0.00	0.00	1.3	ESE
1/10/2024 12:51:00	3.9	3.6	-0.3	0.00	0.00	0.00	1.2	ESE
1/10/2024 12:52:00	3.8	3.3	-0.5	0.00	0.00	0.00	1.2	ESE
1/10/2024 12:53:00	3.7	3.3	-0.5	0.00	0.00	0.00	1.2	ESE
1/10/2024 12:54:00	3.7	3.2	-0.5	0.00	0.00	0.00	1.2	SE
1/10/2024 12:55:00	3.6	3.3	-0.4	0.00	0.00	0.00	1.2	ESE
1/10/2024 12:56:00	3.6	3.2	-0.4	0.00	0.00	0.00	1.2	ESE
1/10/2024 12:57:00	3.4	3.0	-0.4	0.00	0.00	0.00	1.2	SSE
1/10/2024 12:58:00	3.3	2.7	-0.6	0.00	0.00	0.00	1.2	ESE
1/10/2024 12:59:00	3.1	2.4	-0.7	0.00	0.00	0.00	1.2	E
1/10/2024 13:00:00	3.0	2.1	-0.9	0.00	0.00	0.00	1.1	SE
1/10/2024 13:01:00	2.9	2.1	-0.8	0.00	0.00	0.00	1.2	ESE
1/10/2024 13:02:00	3.0	2.1	-0.9	0.00	0.00	0.00	1.2	E
1/10/2024 13:03:00	3.1	2.1	-0.9	0.00	0.00	0.00	1.3	SE
1/10/2024 13:04:00	3.0	2.6	-0.4	0.00	0.00	0.00	1.3	WNW
1/10/2024 13:05:00	3.3	2.5	-0.8	0.00	0.00	0.00	1.3	ESE

Date/Time	Average Upwind PM10 (µg/m³)	Average Downwind PM10 (µg/m³)	Average Contribution PM10 (µg/m³)	Average Upwind VOC (ppm)	Average Downwind VOC (ppm)	Average Contribution VOC (ppm)	Wind Speed 15 min Avg	Wind Direction
1/10/2024 13:06:00	3.5	2.6	-0.9	0.00	0.00	0.00	1.4	E
1/10/2024 13:07:00	3.6	2.6	-1.0	0.00	0.00	0.00	1.3	E
1/10/2024 13:08:00	3.7	2.7	-1.0	0.00	0.00	0.00	1.3	ESE
1/10/2024 13:09:00	3.7	2.6	-1.1	0.00	0.00	0.00	1.4	ESE
1/10/2024 13:10:00	3.6	2.6	-1.0	0.00	0.00	0.00	1.3	W
1/10/2024 13:11:00	3.8	2.6	-1.2	0.00	0.00	0.00	1.3	SE
1/10/2024 13:12:00	4.0	2.7	-1.3	0.00	0.00	0.00	1.3	ESE
1/10/2024 13:13:00	4.2	2.8	-1.4	0.00	0.00	0.00	1.3	E
1/10/2024 13:14:00	4.3	2.9	-1.4	0.00	0.00	0.00	1.3	SE
1/10/2024 13:15:00	4.5	3.0	-1.5	0.00	0.00	0.00	1.3	SE
1/10/2024 13:16:00	4.5	3.0	-1.5	0.00	0.00	0.00	1.3	ESE
1/10/2024 13:17:00	4.3	2.9	-1.3	0.00	0.00	0.00	1.3	ESE
1/10/2024 13:18:00	4.0	2.8	-1.3	0.00	0.00	0.00	1.2	ESE
1/10/2024 13:19:00	4.0	2.3	-1.8	0.00	0.00	0.00	1.2	SE
1/10/2024 13:20:00	3.6	2.3	-1.3	0.00	0.00	0.00	1.2	S
1/10/2024 13:21:00	3.4	2.3	-1.1	0.00	0.00	0.00	1.2	SE
1/10/2024 13:22:00	3.1	2.2	-0.9	0.00	0.00	0.00	1.2	SSE
1/10/2024 13:23:00	3.0	2.2	-0.8	0.00	0.00	0.00	1.2	SE
1/10/2024 13:24:00	2.9	2.3	-0.6	0.00	0.00	0.00	1.2	W
1/10/2024 13:25:00	2.9	2.3	-0.6	0.00	0.00	0.00	1.2	SE
1/10/2024 13:26:00	2.9	2.3	-0.6	0.00	0.00	0.00	1.2	S
1/10/2024 13:27:00	2.8	2.4	-0.4	0.00	0.00	0.00	1.2	SSE
1/10/2024 13:28:00	2.7	2.4	-0.3	0.00	0.00	0.00	1.3	S
1/10/2024 13:29:00	2.6	2.2	-0.4	0.00	0.00	0.00	1.3	ESE
1/10/2024 13:30:00	2.5	2.4	0.0	0.00	0.00	0.00	1.3	SW
1/10/2024 13:31:00	2.5	2.4	-0.1	0.00	0.00	0.00	1.3	ESE
1/10/2024 13:32:00	2.5	2.6	0.1	0.00	0.00	0.00	1.3	W
1/10/2024 13:33:00	2.5	2.8	0.2	0.00	0.00	0.00	1.3	S
1/10/2024 13:34:00	2.6	2.8	0.1	0.00	0.00	0.00	1.3	SE
1/10/2024 13:35:00	2.7	2.7	0.0	0.00	0.00	0.00	1.3	ESE
1/10/2024 13:36:00	2.8	2.6	-0.2	0.00	0.00	0.00	1.3	ESE
1/10/2024 13:37:00	3.0	2.8	-0.2	0.00	0.00	0.00	1.3	ESE

Date/Time	Average Upwind PM10 (µg/m³)	Average Downwind PM10 (µg/m³)	Average Contribution PM10 (µg/m³)	Average Upwind VOC (ppm)	Average Downwind VOC (ppm)	Average Contribution VOC (ppm)	Wind Speed 15 min Avg	Wind Direction
1/10/2024 13:38:00	3.1	2.8	-0.3	0.00	0.00	0.00	1.3	ESE
1/10/2024 13:39:00	3.2	2.7	-0.5	0.00	0.00	0.00	1.3	SE
1/10/2024 13:40:00	3.2	2.8	-0.3	0.00	0.00	0.00	1.3	WSW
1/10/2024 13:41:00	3.2	2.8	-0.5	0.00	0.00	0.00	1.3	E
1/10/2024 13:42:00	3.4	2.7	-0.7	0.00	0.00	0.00	1.3	ESE
1/10/2024 13:43:00	3.6	2.7	-0.9	0.00	0.00	0.00	1.3	SE
1/10/2024 13:44:00	3.6	2.9	-0.7	0.00	0.00	0.00	1.3	SSE
1/10/2024 13:45:00	3.9	2.7	-1.2	0.00	0.00	0.00	1.3	E
1/10/2024 13:46:00	4.0	2.8	-1.2	0.00	0.00	0.00	1.4	SE
1/10/2024 13:47:00	4.1	2.9	-1.1	0.00	0.00	0.00	1.3	WNW
1/10/2024 13:48:00	4.4	2.9	-1.5	0.00	0.00	0.00	1.3	E
1/10/2024 13:49:00	4.3	3.2	-1.1	0.00	0.00	0.00	1.3	SSW
1/10/2024 13:50:00	4.3	3.3	-1.1	0.00	0.00	0.00	1.3	E
1/10/2024 13:51:00	4.4	3.3	-1.1	0.00	0.00	0.00	1.2	E
1/10/2024 13:52:00	4.3	3.2	-1.2	0.00	0.00	0.00	1.2	SE
1/10/2024 13:53:00	4.3	3.3	-0.9	0.00	0.00	0.00	1.2	S
1/10/2024 13:54:00	4.2	3.3	-0.9	0.00	0.00	0.00	1.2	ESE
1/10/2024 13:55:00	4.3	3.3	-1.0	0.00	0.00	0.00	1.2	SW
1/10/2024 13:56:00	4.2	3.3	-0.8	0.00	0.00	0.00	1.2	ESE
1/10/2024 13:57:00	4.1	3.3	-0.8	0.00	0.00	0.00	1.2	ESE
1/10/2024 13:58:00	4.2	3.3	-1.0	0.00	0.00	0.00	1.1	E
1/10/2024 13:59:00	4.3	3.0	-1.3	0.00	0.00	0.00	1.1	E
1/10/2024 14:00:00	4.0	3.0	-1.0	0.00	0.00	0.00	1.1	S
1/10/2024 14:01:00	4.0	3.1	-0.9	0.00	0.00	0.00	1.1	ESE
1/10/2024 14:02:00	4.0	2.9	-1.1	0.00	0.00	0.00	1.1	SSW
1/10/2024 14:03:00	3.7	3.3	-0.4	0.00	0.00	0.00	1.1	SW
1/10/2024 14:04:00	3.8	3.0	-0.7	0.00	0.00	0.00	1.2	SE
1/10/2024 14:05:00	3.5	3.0	-0.6	0.00	0.00	0.00	1.2	ESE
1/10/2024 14:06:00	3.4	2.9	-0.4	0.00	0.00	0.00	1.2	SE
1/10/2024 14:07:00	3.2	2.9	-0.3	0.00	0.00	0.00	1.2	ENE
1/10/2024 14:08:00	3.1	2.7	-0.4	0.00	0.00	0.00	1.2	SE
1/10/2024 14:09:00	3.0	2.7	-0.3	0.00	0.00	0.00	1.2	ESE

Date/Time	Average Upwind PM10 (µg/m³)	Average Downwind PM10 (µg/m³)	Average Contribution PM10 (µg/m³)	Average Upwind VOC (ppm)	Average Downwind VOC (ppm)	Average Contribution VOC (ppm)	Wind Speed 15 min Avg	Wind Direction
1/10/2024 14:10:00	3.0	2.5	-0.5	0.00	0.00	0.00	1.3	SE
1/10/2024 14:11:00	2.9	2.5	-0.4	0.00	0.00	0.00	1.3	SE
1/10/2024 14:12:00	2.7	2.6	-0.2	0.00	0.00	0.00	1.3	W
1/10/2024 14:13:00	2.4	2.6	0.2	0.00	0.00	0.00	1.4	SE
1/10/2024 14:14:00	2.4	2.8	0.3	0.00	0.00	0.00	1.3	W
1/10/2024 14:15:00	2.6	2.7	0.1	0.00	0.00	0.00	1.3	SE
1/10/2024 14:16:00	2.4	2.5	0.1	0.00	0.00	0.00	1.3	ESE
1/10/2024 14:17:00	2.4	2.4	0.0	0.00	0.00	0.00	1.3	SE
1/10/2024 14:18:00	2.4	2.0	-0.4	0.00	0.00	0.00	1.3	SE
1/10/2024 14:19:00	2.4	2.0	-0.3	0.00	0.00	0.00	1.3	ESE
1/10/2024 14:20:00	2.4	2.0	-0.3	0.00	0.00	0.00	1.2	SSE
1/10/2024 14:21:00	2.4	2.0	-0.3	0.00	0.00	0.00	1.3	W
1/10/2024 14:22:00	2.4	2.0	-0.4	0.00	0.00	0.00	1.3	ESE
1/10/2024 14:23:00	2.5	2.0	-0.4	0.00	0.00	0.00	1.3	ESE
1/10/2024 14:24:00	2.5	2.0	-0.4	0.00	0.00	0.00	1.3	W
1/10/2024 14:25:00	2.5	2.2	-0.4	0.00	0.00	0.00	1.2	ESE
1/10/2024 14:26:00	2.6	2.2	-0.4	0.00	0.00	0.00	1.2	ESE
1/10/2024 14:27:00	2.7	2.2	-0.4	0.00	0.00	0.00	1.2	ESE
1/10/2024 14:28:00	2.7	2.3	-0.4	0.00	0.00	0.00	1.2	ESE
1/10/2024 14:29:00	2.6	2.1	-0.5	0.00	0.00	0.00	1.2	ESE
1/10/2024 14:30:00	2.4	2.1	-0.3	0.00	0.00	0.00	1.2	SSE
1/10/2024 14:31:00	2.4	2.2	-0.2	0.00	0.00	0.00	1.1	SW
1/10/2024 14:32:00	2.4	2.3	-0.1	0.00	0.00	0.00	1.1	SE
1/10/2024 14:33:00	2.4	2.3	-0.1	0.00	0.00	0.00	1.1	ESE
1/10/2024 14:34:00	2.3	2.3	0.0	0.00	0.00	0.00	1.1	WSW
1/10/2024 14:35:00	2.4	2.3	-0.1	0.00	0.00	0.00	1.1	E
1/10/2024 14:36:00	2.4	2.3	-0.1	0.00	0.00	0.00	1.0	W
1/10/2024 14:37:00	2.4	2.3	-0.1	0.00	0.00	0.00	1.1	SSW
1/10/2024 14:38:00	2.4	2.4	0.0	0.00	0.00	0.00	1.0	SSW
1/10/2024 14:39:00	2.4	2.4	0.0	0.00	0.00	0.00	1.0	ESE
1/10/2024 14:40:00	2.2	2.3	0.1	0.00	0.00	0.00	1.0	WSW
1/10/2024 14:41:00	2.1	2.3	0.2	0.00	0.00	0.00	1.0	NW

Date/Time	Average Upwind PM10 (µg/m³)	Average Downwind PM10 (µg/m³)	Average Contribution PM10 (µg/m³)	Average Upwind VOC (ppm)	Average Downwind VOC (ppm)	Average Contribution VOC (ppm)	Wind Speed 15 min Avg	Wind Direction
1/10/2024 14:42:00	2.1	2.2	0.2	0.00	0.00	0.00	1.0	ESE
1/10/2024 14:43:00	2.0	2.2	0.2	0.00	0.00	0.00	1.0	W
1/10/2024 14:44:00	2.0	2.2	0.2	0.00	0.00	0.00	1.1	ESE
1/10/2024 14:45:00	2.0	2.3	0.2	0.00	0.00	0.00	1.1	SSW
1/10/2024 14:46:00	2.0	2.3	0.2	0.00	0.00	0.00	1.1	E
1/10/2024 14:47:00	2.0	2.2	0.2	0.00	0.00	0.00	1.1	SE
1/10/2024 14:48:00	2.0	2.2	0.2	0.00	0.00	0.00	1.1	S
1/10/2024 14:49:00	2.2	2.2	0.0	0.00	0.00	0.00	1.2	ESE
1/10/2024 14:50:00	2.4	2.2	-0.2	0.00	0.00	0.00	1.2	ESE
1/10/2024 14:51:00	2.5	2.2	-0.2	0.00	0.00	0.00	1.3	ESE
1/10/2024 14:52:00	2.5	2.3	-0.2	0.00	0.00	0.00	1.3	SW
1/10/2024 14:53:00	2.5	2.4	-0.1	0.00	0.00	0.00	1.3	SSE
1/10/2024 14:54:00	2.6	2.4	-0.2	0.00	0.00	0.00	1.3	ENE
1/10/2024 14:55:00	2.6	2.5	-0.1	0.00	0.00	0.00	1.2	S
1/10/2024 14:56:00	2.7	2.4	-0.3	0.00	0.00	0.00	1.2	ESE
1/10/2024 14:57:00	2.7	2.5	-0.2	0.00	0.00	0.00	1.2	S
1/10/2024 14:58:00	2.8	2.5	-0.3	0.00	0.00	0.00	1.1	ESE
1/10/2024 14:59:00	2.8	2.5	-0.3	0.00	0.00	0.00	1.1	ESE
1/10/2024 15:00:00	2.9	2.4	-0.5	0.00	0.00	0.00	1.2	E
1/10/2024 15:01:00	3.5	2.4	-1.1	0.00	0.00	0.00	1.2	ESE
1/10/2024 15:02:00	3.9	2.5	-1.4	0.00	0.00	0.00	1.3	ESE
1/10/2024 15:03:00	4.2	2.6	-1.6	0.00	0.00	0.00	1.2	E
1/10/2024 15:04:00	4.1	2.6	-1.5	0.00	0.00	0.00	1.2	E
1/10/2024 15:05:00				0.00	0.00	0.00	1.1	SW
1/10/2024 15:06:00				0.00	0.00	0.00	1.1	E
1/10/2024 15:07:00	6.4	1.0	-5.4	0.00	0.00	0.00	1.1	NE
1/10/2024 15:08:00	3.7	3.6	-0.2	0.00	0.00	0.00	1.1	SE
1/10/2024 15:09:00				0.00	0.00	0.00	1.1	ESE
1/10/2024 15:10:00				0.00	0.00	0.00	1.2	ESE
1/10/2024 15:11:00	1.8	1.4	-0.4	0.00	0.00	0.00	1.3	ESE
1/10/2024 15:12:00	1.9	1.2	-0.7	0.00	0.00	0.00	1.4	E
1/10/2024 15:13:00	2.0	2.1	0.2	0.00	0.00	0.00	1.4	WNW

Date/Time	Average Upwind PM10 (µg/m³)	Average Downwind PM10 (µg/m³)	Average Contribution PM10 (µg/m³)	Average Upwind VOC (ppm)	Average Downwind VOC (ppm)	Average Contribution VOC (ppm)	Wind Speed 15 min Avg	Wind Direction
1/10/2024 15:14:00	2.2	3.3	1.1	0.00	0.00	0.00	1.4	WSW
1/10/2024 15:15:00	2.3	3.0	0.7	0.00	0.00	0.00	1.3	NNE
1/10/2024 15:16:00	2.4	2.7	0.3	0.00	0.00	0.00	1.3	SE
1/10/2024 15:17:00	2.5	2.5	0.0	0.00	0.00	0.00	1.3	SE
1/10/2024 15:18:00	2.4	2.4	0.0	0.00	0.00	0.00	1.3	SE
1/10/2024 15:19:00	2.4	2.4	0.0	0.00	0.00	0.00	1.3	ESE
1/10/2024 15:20:00	2.4	2.4	0.0	0.00	0.00	0.00	1.3	S
1/10/2024 15:21:00	2.4	2.3	0.0	0.00	0.00	0.00	1.4	ENE
1/10/2024 15:22:00	2.4	2.3	-0.1	0.00	0.00	0.00	1.3	WNW
1/10/2024 15:23:00	2.3	2.3	0.0	0.00	0.00	0.00	1.3	SE
1/10/2024 15:24:00	2.2	2.3	0.0	0.00	0.00	0.00	1.3	SE
1/10/2024 15:25:00	2.2	2.2	0.0	0.00	0.00	0.00	1.2	SSW
1/10/2024 15:26:00	2.2	2.3	0.1	0.00	0.00	0.00	1.2	W
1/10/2024 15:27:00	2.1	2.4	0.3	0.00	0.00	0.00	1.1	SSW
1/10/2024 15:28:00	2.1	2.4	0.3	0.00	0.00	0.00	1.1	WSW
1/10/2024 15:29:00	2.0	2.1	0.1	0.00	0.00	0.00	1.1	S
1/10/2024 15:30:00	1.9	2.2	0.2	0.00	0.00	0.00	1.1	WSW
1/10/2024 15:31:00	1.9	2.2	0.3	0.00	0.00	0.00	1.2	ESE
1/10/2024 15:32:00	1.9	2.2	0.4	0.00	0.01	0.00	1.1	S
1/10/2024 15:33:00	1.8	2.2	0.4	0.00	0.01	0.00	1.1	SW
1/10/2024 15:34:00	2.2	2.2	0.0	0.01	0.01	0.00	1.0	ESE
1/10/2024 15:35:00	2.5	2.1	-0.4	0.02	0.01	-0.01	1.1	ESE
1/10/2024 15:36:00	3.2	2.1	-1.2	0.04	0.01	-0.03	1.1	ESE
1/10/2024 15:37:00	3.4	2.1	-1.3	0.05	0.01	-0.04	1.1	ESE
1/10/2024 15:38:00	3.4	2.1	-1.3	0.05	0.01	-0.04	1.1	ESE
1/10/2024 15:39:00	3.5	2.0	-1.5	0.05	0.01	-0.04	1.1	ENE
1/10/2024 15:40:00	3.5	3.4	-0.1	0.05	0.01	-0.04	1.1	WSW
1/10/2024 15:41:00	3.5	4.0	0.5	0.05	0.01	-0.04	1.1	SE
1/10/2024 15:42:00	3.6	4.0	0.5	0.05	0.01	-0.04	1.1	WSW
1/10/2024 15:43:00	3.7	3.9	0.3	0.06	0.01	-0.04	1.1	SE
1/10/2024 15:44:00	3.7	3.9	0.2	0.06	0.02	-0.04	1.1	SE
1/10/2024 15:45:00	3.6	3.8	0.2	0.06	0.02	-0.04	1.1	S

Date/Time	Average Upwind PM10 (µg/m³)	Average Downwind PM10 (µg/m³)	Average Contribution PM10 (µg/m³)	Average Upwind VOC (ppm)	Average Downwind VOC (ppm)	Average Contribution VOC (ppm)	Wind Speed 15 min Avg	Wind Direction
1/10/2024 15:46:00	3.6	3.8	0.3	0.05	0.02	-0.04	1.1	SE
1/10/2024 15:47:00	3.7	3.8	0.1	0.05	0.01	-0.04	1.1	SE
1/10/2024 15:48:00	3.8	3.8	0.0	0.05	0.01	-0.04	1.1	ESE
1/10/2024 15:49:00	3.4	3.8	0.3	0.05	0.01	-0.04	1.1	SE
1/10/2024 15:50:00	3.0	3.8	0.8	0.04	0.01	-0.02	1.1	WNW
1/10/2024 15:51:00	2.4	3.9	1.5	0.02	0.01	-0.01	1.1	E
1/10/2024 15:52:00	2.3	3.8	1.6	0.01	0.01	0.00	1.1	NE
1/10/2024 15:53:00	2.3	3.8	1.5	0.00	0.01	0.01	1.2	E
1/10/2024 15:54:00	2.2	3.8	1.6	0.00	0.01	0.01	1.2	ESE
1/10/2024 15:55:00	2.2	2.4	0.2	0.00	0.01	0.00	1.2	ESE
1/10/2024 15:56:00	2.2	1.7	-0.5	0.00	0.01	0.00	1.2	SE
1/10/2024 15:57:00	2.2	1.7	-0.5	0.00	0.00	0.00	1.2	E
1/10/2024 15:58:00	2.2	1.7	-0.4	0.00	0.00	0.00	1.2	SSE
1/10/2024 15:59:00	2.2	1.8	-0.4	0.00	0.00	0.00	1.2	ESE
1/10/2024 16:00:00	2.2	1.8	-0.4	0.00	0.00	0.00	1.2	NW
1/10/2024 16:01:00	2.3	2.0	-0.3	0.00	0.00	0.00	1.2	WNW
1/10/2024 16:02:00	3.3	2.5	-0.8	0.00	0.00	0.00	1.2	SE
1/10/2024 16:03:00	3.7	2.9	-0.8	0.00	0.00	0.00	1.2	E
1/10/2024 16:04:00	4.0	3.3	-0.6	0.00	0.00	0.00	1.2	W
1/10/2024 16:05:00	4.3	3.6	-0.7	0.00	0.00	0.00	1.2	ESE
1/10/2024 16:06:00	4.5	3.8	-0.7	0.00	0.00	0.00	1.1	WNW
1/10/2024 16:07:00	4.5	3.8	-0.7	0.00	0.00	0.00	1.0	ESE
1/10/2024 16:08:00	4.9	4.0	-0.8	0.00	0.00	0.00	1.0	WSW
1/10/2024 16:09:00	5.0	4.2	-0.8	0.00	0.00	0.00	1.0	ENE
1/10/2024 16:10:00	5.2	4.4	-0.8	0.00	0.00	0.00	1.0	ESE