

DAILY FIELD REPORT 158

Prepared By: LANGAN

WEATHER	Snow		Rain		Overcast		Partly Cloudy	X	Sunny	
TEMP.	< 32		32-50	X	50-70		70-85		>85	

BCP Project No:	C231153	Date:	January 3, 2024
------------------------	---------	--------------	-----------------

Project Name:	Kasser Scrap Metal and Rector Cleaners Site	Time:	6:45 am to 3:30 pm
----------------------	---	--------------	--------------------

Consultant: Langan Engineering, Environmental, Surveying, Landscape Architecture and Geology, D.P.C. (Langan)	Langan Field Personnel: Caitlyn Dempsey (Environmental) Xianglei Zheng (Geotechnical)
Construction Manager: Consigli Construction Co., Inc. (Consigli)	
Foundation Contractor: Urban Foundation/Engineering (Urban)	

Work Activities Performed:

- Urban excavated an approximate area of 10-feet-long by 5-feet-wide from about 15 feet below ground surface (bgs) to 18 bgs in central part of waste characterization grid WC03_15-20 to install timber lagging. The material was stockpiled in the existing stockpile located in WC02 for future off-site disposal.
- Urban excavated an approximate area of 10-feet-long by 10-feet-wide from about 10 feet bgs to about 15 feet bgs in the southeastern part of waste characterization grid WC02_10-15 for equipment mobilization. The material was temporarily graded adjacent to the excavation area.
- Excavated and graded soil/fill consisted of non-native soil; odors, staining, elevated photoionization detector (PID) readings, or other evidence of a petroleum or chemical release were not observed.
- Urban continued installing waterproofing/vapor barrier membranes (GCP Preprufe® 300R and related products) in the central part of the site. Waterproofing/vapor barrier installation observation and documentation is to verify general conformance with specifications and contract documents.
- Urban advanced a caisson casing in the southwest part of waste characterization grid WC04.

Material Tracking:

- No soil/fill was exported from the site.
- No material was imported to the site.

Materials Export Summary								
Facility Name	<i>Bayshore Soil Management, LLC</i>		<i>Clean Earth of Carteret, LLC</i>		<i>PPark NJ</i>		<i>Faztec Solutions</i>	
Location	<i>Keasbey, NJ</i>		<i>Carteret, NJ</i>		<i>Prospect Park, NJ</i>		<i>Staten Island, NY</i>	
Type of Waste	<i>Non-hazardous Soil</i>		<i>Non-hazardous Soil</i>		<i>Non-hazardous Soil</i>		<i>C&D</i>	
Today	Number of Loads	Approx. Volume (CY)	Number of Loads	Approx. Volume (CY)	Number of Loads	Approx. Volume (CY)	Number of Loads	Approximate Volume (CY)
	0	-	0	-	0	-	0	-
Total	Number of Loads	Approx. Volume (CY)	Number of Loads	Approx. Volume (CY)	Number of Loads	Approx. Volume (CY)	Number of Loads	Approximate Volume (CY)
	139	2,780	249	4,980	0	-	15	300

Materials Export Summary		
Facility Name	<i>Dale Transfer Corp.</i>	
Location	<i>West Babylon, NY</i>	
Type of Waste	<i>Concrete</i>	
Today	Number of Loads	Approx. Volume (CY)
	0	-
Total	Number of Loads	Approx. Volume (CY)
	2	40

Materials Import Summary				
Facility Name	<i>Greenpoint Quarry / North Shore Terminal</i>		<i>Stavola Bound Brook / North Shore Terminal</i>	
Location	<i>Staten Island, NY</i>		<i>Staten Island, NY</i>	
Type of Material	<i>ASTM #57 0.75-inch Stone</i>		<i>ASTM #2 2.5-inch Stone</i>	
Today	Number of Loads	Approx. Volume (CY)	Number of Loads	Approx. Volume (CY)
	0	-	0	-
Total	Number of Loads	Approx. Volume (CY)	Number of Loads	Approx. Volume (CY)
	4	80	3	60

Samples Collected:

- No samples were collected.

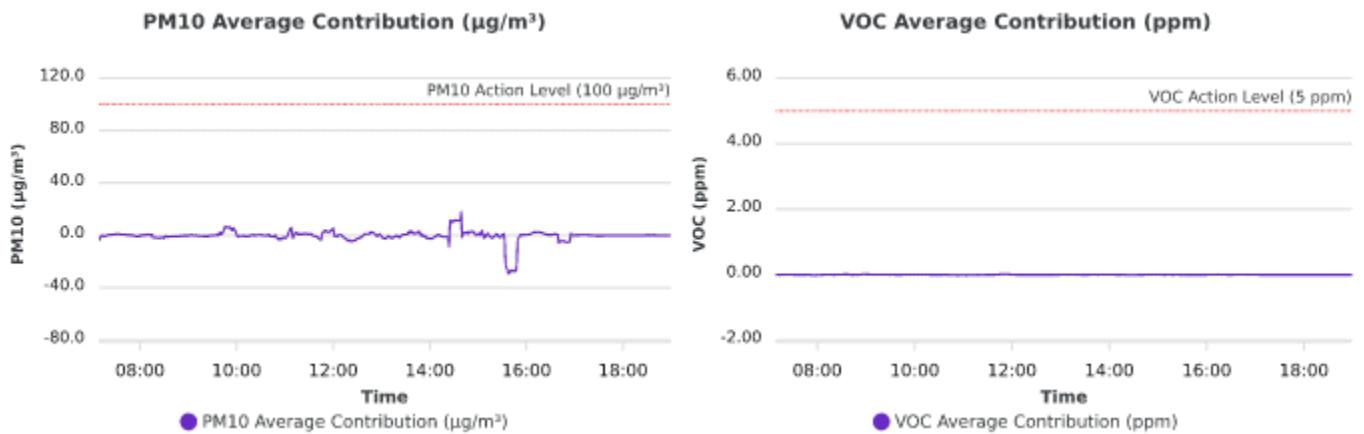
Air Monitoring:

The 15-minute average site contributions for particulates and volatile organic compounds (VOCs) are calculated by subtracting the upwind readings from the downwind readings. A true action level exceedance is realized when this net result exceeds 100 $\mu\text{g}/\text{m}^3$ for particulates and 5 ppm for organic vapors. No particulates (PM10) or organic vapors exceeded the 15-minute average site contribution action level of 100 $\mu\text{g}/\text{m}^3$ or 5 ppm, respectively, on this day.

Particulate Monitoring ($\mu\text{g}/\text{m}^3$)		Organic Vapor Monitoring (ppm)	
Daily Background	8.8	Daily Background	0.00
PM10 Average Site Contribution (Minimum)	-29.3	VOC Average Site Contribution (Minimum)	-0.02
PM10 Average Site Contribution (Maximum)	18.1	VOC Average Site Contribution (Maximum)	0.02

$\mu\text{g}/\text{m}^3$: micrograms per cubic meter.

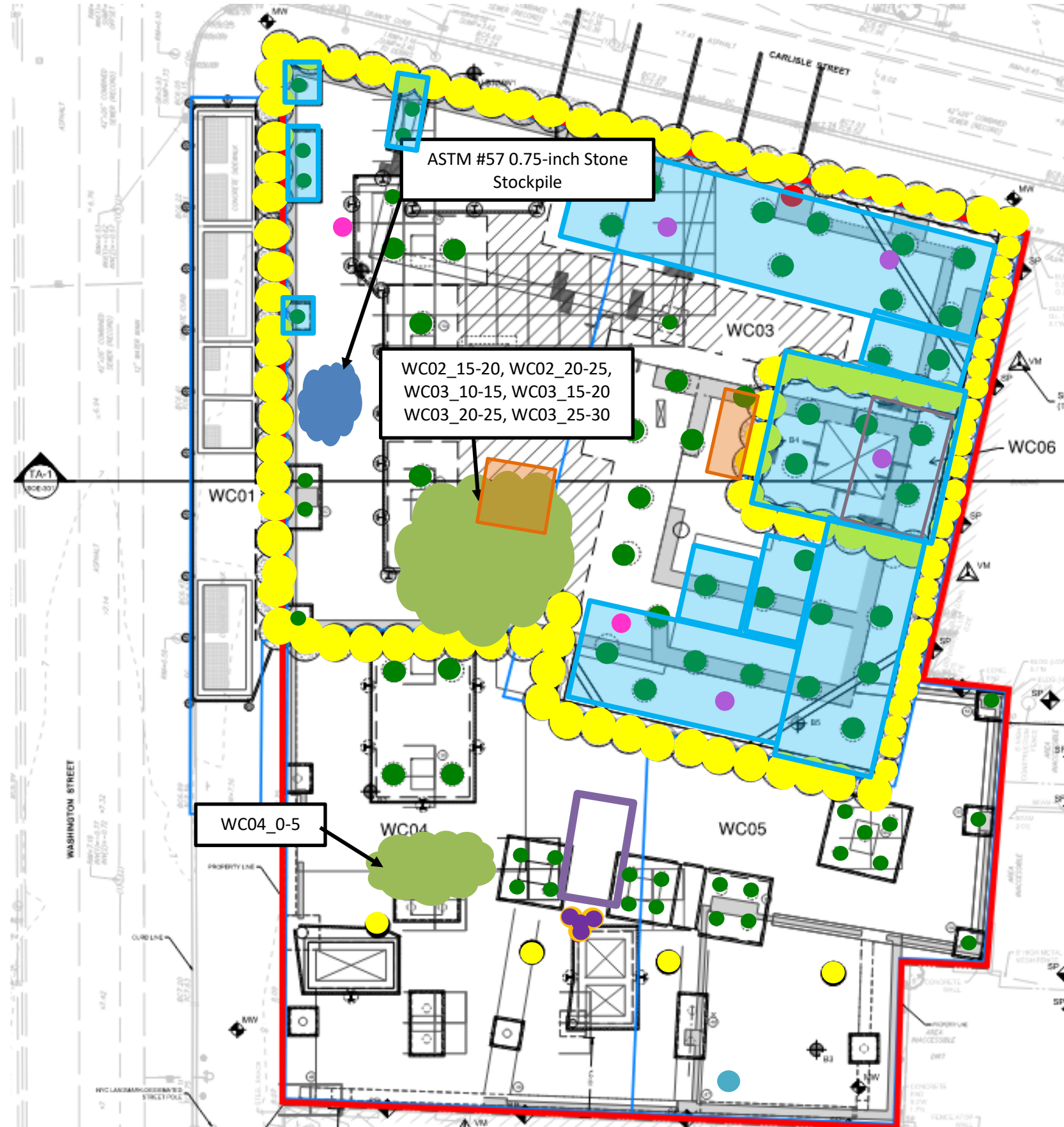
ppm: parts per million.



Planned Activities:

- Urban will continue to excavate and grade site material in support of foundation installation.
- Urban will continue to install waterproofing throughout the building footprint.
- Urban will continue to advance caissons and soldier piles.

SITE PLAN



- Site Boundary**
- Waste Characterization Grid Boundary**
- **CAMP station 1**
- **CAMP station 2**
- **Stockpile - Soil (no impacts)**
- **Stockpile - C&D**
- **Stockpile - Timber Piles**
- Approximate Location of Excavation**
- Approximate Area of Grading**
- Approximate Backfill Location**
- **Completed Soil-Mix Column**
- **Completed Caisson Casing**
- **Completed Caisson**
- **Reinstalled Soil-Mix Column as part of the In-Situ Stabilization of NAPL-contaminated Soil**
- **Soil-Mix Core Advanced**
- **Documentation Endpoint Sample**
- Completed Waterproofing Installation**
- Approximate Location of the Former UST**

Note: Waste characterization grid areas were developed by PT Consultants and Urban and is shown on this site plan for reference only.

Photo Log

Photo 1: Urban excavating in the south-central part of WC03_15-20 (facing northwest).



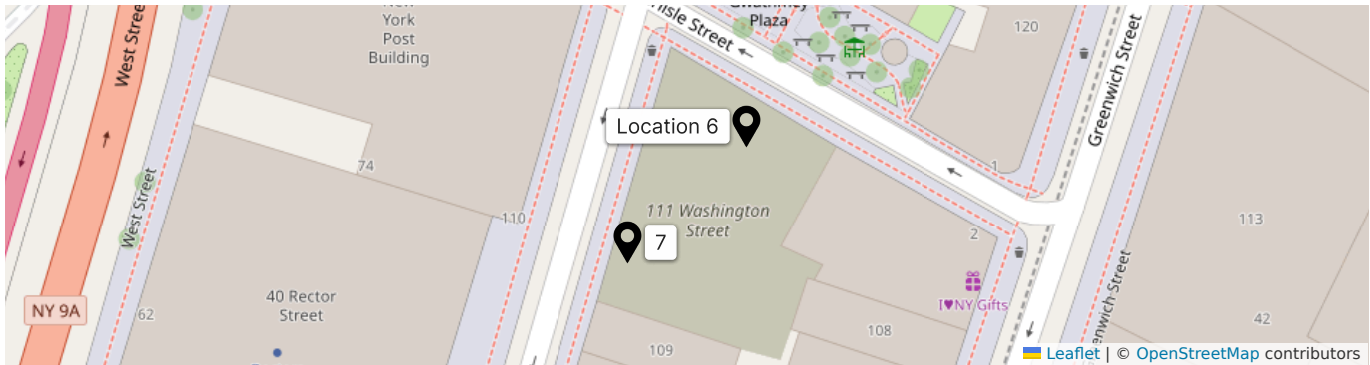
Photo 2: Urban installing waterproofing/vapor barrier membranes in the central part of the site (facing north).



LANGAN	Air Monitoring Report	170695201 - 111 Washington St	
		Report Period	
		From:	1/3/2024 06:00
		To:	1/3/2024 19:00
		PM10 Action Level:	100.0 $\mu\text{g}/\text{m}^3$
VOC Action Level:	5.00 ppm		

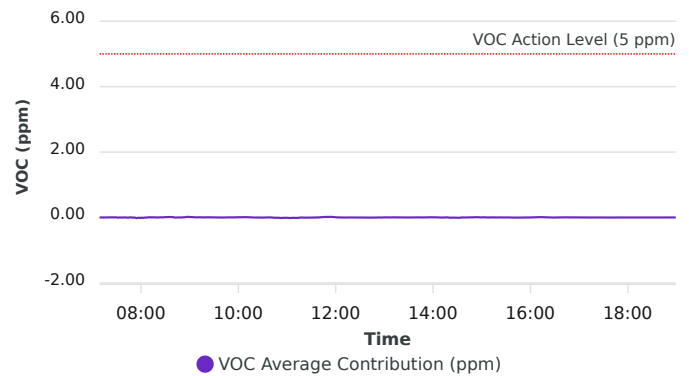
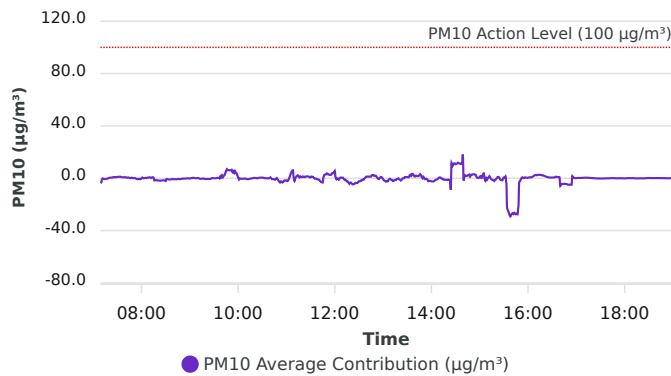
Daily Environmental Summary	Windspeed (mph)	Prevailing wind direction
1/3/2024	0.3-2.7	NNW

Daily Monitoring Summary	PM10 ($\mu\text{g}/\text{m}^3$)	Time	VOC (ppm)	Time
Min Contribution (15 min avg.) - 1/3/2024	-29.3	15:38	-0.02	07:55
Max Contribution (15 min avg.) - 1/3/2024	18.1	14:39	0.02	08:57

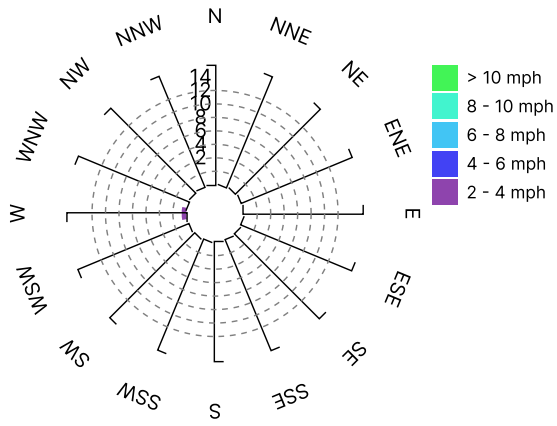


PM10 Average Contribution ($\mu\text{g}/\text{m}^3$)

VOC Average Contribution (ppm)



Contribution wind rose (mph)



Date/Time	Average Upwind PM10 (µg/m³)	Average Downwind PM10 (µg/m³)	Average Contribution PM10 (µg/m³)	Average Upwind VOC (ppm)	Average Downwind VOC (ppm)	Average Contribution VOC (ppm)	Wind Speed 15 min Avg	Wind Direction
1/3/2024 07:07:00							0.6	ENE
1/3/2024 07:08:00							0.8	NNW
1/3/2024 07:09:00	8.8	6.0	-2.8	0.00	0.00	0.00	0.8	NW
1/3/2024 07:10:00	8.6	5.4	-3.2	0.00	0.00	0.00	0.8	NW
1/3/2024 07:11:00	7.0	6.3	-0.8	0.00	0.00	0.00	0.8	ENE
1/3/2024 07:12:00	6.2	6.1	-0.1	0.00	0.00	0.00	0.8	NNW
1/3/2024 07:13:00	6.1	5.7	-0.4	0.00	0.00	0.00	0.8	W
1/3/2024 07:14:00	6.2	5.5	-0.7	0.00	0.00	0.00	0.8	WNW
1/3/2024 07:15:00	6.1	5.6	-0.6	0.00	0.00	0.00	0.8	W
1/3/2024 07:16:00	6.1	5.7	-0.5	0.00	0.01	0.00	0.9	WSW
1/3/2024 07:17:00	6.1	5.7	-0.4	0.00	0.01	0.00	0.9	ENE
1/3/2024 07:18:00	6.0	5.7	-0.3	0.01	0.01	0.00	0.9	NW
1/3/2024 07:19:00	5.9	6.0	0.1	0.01	0.01	0.00	0.9	NNW
1/3/2024 07:20:00	5.9	6.2	0.4	0.00	0.01	0.00	0.9	ESE
1/3/2024 07:21:00	5.9	6.3	0.4	0.00	0.01	0.01	0.8	NNW
1/3/2024 07:22:00	5.9	6.3	0.4	0.00	0.01	0.00	0.8	W
1/3/2024 07:23:00	5.8	6.3	0.5	0.00	0.01	0.00	0.8	NNE
1/3/2024 07:24:00	5.7	6.2	0.6	0.01	0.01	0.00	0.8	NW
1/3/2024 07:25:00	5.4	6.3	0.9	0.01	0.01	0.00	0.8	NNW
1/3/2024 07:26:00	5.4	6.1	0.7	0.01	0.01	0.00	0.8	ENE
1/3/2024 07:27:00	5.5	6.3	0.9	0.01	0.01	0.01	0.8	E
1/3/2024 07:28:00	5.7	6.4	0.8	0.01	0.01	0.00	0.8	WNW
1/3/2024 07:29:00	5.6	6.5	0.9	0.01	0.01	0.01	0.8	NNW
1/3/2024 07:30:00	5.7	6.6	0.9	0.01	0.01	0.00	0.8	W
1/3/2024 07:31:00	5.8	6.9	1.2	0.01	0.01	0.00	0.8	WNW
1/3/2024 07:32:00	6.1	7.2	1.1	0.01	0.01	-0.01	0.8	W
1/3/2024 07:33:00	6.2	7.4	1.2	0.01	0.01	0.00	0.8	ENE
1/3/2024 07:34:00	6.2	7.3	1.1	0.01	0.01	0.00	0.8	NNE
1/3/2024 07:35:00	6.2	7.0	0.8	0.01	0.01	0.00	0.8	W
1/3/2024 07:36:00	6.1	6.9	0.8	0.01	0.01	0.00	0.8	ENE
1/3/2024 07:37:00	6.1	6.8	0.7	0.02	0.01	0.00	0.8	W
1/3/2024 07:38:00	6.1	6.7	0.7	0.02	0.01	0.00	0.8	NE

Date/Time	Average Upwind PM10 (µg/m³)	Average Downwind PM10 (µg/m³)	Average Contribution PM10 (µg/m³)	Average Upwind VOC (ppm)	Average Downwind VOC (ppm)	Average Contribution VOC (ppm)	Wind Speed 15 min Avg	Wind Direction
1/3/2024 07:39:00	5.9	6.8	0.8	0.01	0.02	0.00	0.8	SE
1/3/2024 07:40:00	5.9	6.7	0.8	0.01	0.02	0.00	0.8	NE
1/3/2024 07:41:00	6.0	6.6	0.6	0.02	0.02	0.00	0.7	W
1/3/2024 07:42:00	6.0	6.4	0.4	0.02	0.02	0.00	0.8	WNW
1/3/2024 07:43:00	5.8	6.3	0.6	0.02	0.02	0.00	0.8	NW
1/3/2024 07:44:00	5.7	6.2	0.5	0.02	0.02	0.00	0.8	NE
1/3/2024 07:45:00	5.7	6.0	0.4	0.02	0.02	0.00	0.8	SSE
1/3/2024 07:46:00	5.5	5.6	0.1	0.02	0.02	0.00	0.8	WSW
1/3/2024 07:47:00	5.2	5.5	0.3	0.02	0.02	0.01	0.8	E
1/3/2024 07:48:00	5.0	5.4	0.4	0.02	0.02	0.00	0.8	N
1/3/2024 07:49:00	5.1	5.2	0.1	0.02	0.02	0.00	0.8	WNW
1/3/2024 07:50:00	5.1	5.2	0.1	0.02	0.02	0.00	0.8	W
1/3/2024 07:51:00	5.1	5.3	0.2	0.02	0.02	0.00	0.9	NNE
1/3/2024 07:52:00	5.3	5.3	0.1	0.02	0.02	0.00	0.8	WNW
1/3/2024 07:53:00	5.5	5.2	-0.2	0.03	0.02	-0.01	0.9	WNW
1/3/2024 07:54:00	5.8	5.2	-0.6	0.03	0.01	-0.01	0.9	NW
1/3/2024 07:55:00	5.9	5.1	-0.8	0.03	0.01	-0.02	0.9	WSW
1/3/2024 07:56:00	5.8	5.2	-0.6	0.03	0.02	-0.01	0.9	NNW
1/3/2024 07:57:00	5.7	5.3	-0.4	0.03	0.02	-0.01	0.9	NNW
1/3/2024 07:58:00	5.9	5.3	-0.7	0.03	0.02	-0.01	0.9	NW
1/3/2024 07:59:00	6.0	5.3	-0.7	0.03	0.02	-0.01	0.9	NW
1/3/2024 08:00:00	5.9	5.8	-0.1	0.03	0.02	-0.01	0.9	E
1/3/2024 08:01:00	5.8	6.3	0.5	0.03	0.02	-0.01	0.9	NNW
1/3/2024 08:02:00	6.0	6.0	0.1	0.03	0.02	-0.01	0.9	W
1/3/2024 08:03:00	5.9	5.8	-0.1	0.03	0.02	-0.01	0.9	NNE
1/3/2024 08:04:00	5.8	5.9	0.2	0.03	0.02	-0.01	0.8	NNE
1/3/2024 08:05:00	5.7	6.0	0.3	0.02	0.02	0.00	0.8	NE
1/3/2024 08:06:00	5.7	5.8	0.1	0.03	0.02	-0.01	0.7	W
1/3/2024 08:07:00	5.5	5.9	0.4	0.02	0.02	0.00	0.8	ENE
1/3/2024 08:08:00	5.3	5.8	0.5	0.02	0.02	0.00	0.7	NW
1/3/2024 08:09:00	5.2	5.8	0.6	0.02	0.02	0.00	0.8	NW
1/3/2024 08:10:00	5.1	5.8	0.7	0.01	0.02	0.01	0.7	NE

Date/Time	Average Upwind PM10 (µg/m³)	Average Downwind PM10 (µg/m³)	Average Contribution PM10 (µg/m³)	Average Upwind VOC (ppm)	Average Downwind VOC (ppm)	Average Contribution VOC (ppm)	Wind Speed 15 min Avg	Wind Direction
1/3/2024 08:11:00	5.1	5.7	0.5	0.01	0.02	0.01	0.7	ENE
1/3/2024 08:12:00	5.2	5.3	0.2	0.01	0.02	0.00	0.7	E
1/3/2024 08:13:00	4.9	5.4	0.6	0.01	0.02	0.01	0.7	S
1/3/2024 08:14:00	4.7	5.4	0.8	0.01	0.02	0.01	0.7	SE
1/3/2024 08:15:00	4.6	5.1	0.5	0.01	0.01	0.00	0.8	WSW
1/3/2024 08:16:00	6.2	4.5	-1.7	0.01	0.01	0.00	0.8	NE
1/3/2024 08:17:00	6.0	4.4	-1.6	0.01	0.01	0.01	0.8	ESE
1/3/2024 08:18:00	6.0	4.5	-1.5	0.01	0.01	0.00	0.8	WNW
1/3/2024 08:19:00	6.0	4.5	-1.5	0.01	0.01	0.00	0.8	NW
1/3/2024 08:20:00	6.1	4.4	-1.7	0.01	0.01	0.00	0.9	E
1/3/2024 08:21:00	6.1	4.4	-1.7	0.01	0.01	0.00	0.9	ESE
1/3/2024 08:22:00	6.2	4.3	-1.8	0.01	0.01	0.00	0.9	NNW
1/3/2024 08:23:00	6.2	4.3	-1.8	0.01	0.01	0.00	0.8	NE
1/3/2024 08:24:00	6.2	4.3	-1.9	0.01	0.01	0.01	0.8	ESE
1/3/2024 08:25:00	6.2	4.5	-1.7	0.01	0.01	0.00	0.8	S
1/3/2024 08:26:00	6.3	4.6	-1.7	0.01	0.01	0.00	0.8	NE
1/3/2024 08:27:00	6.4	4.8	-1.6	0.01	0.01	0.00	0.8	E
1/3/2024 08:28:00	6.5	4.9	-1.6	0.01	0.01	0.01	0.8	ENE
1/3/2024 08:29:00	6.7	5.0	-1.8	0.00	0.01	0.01	0.8	E
1/3/2024 08:30:00	6.9	4.8	-2.1	0.00	0.01	0.01	0.8	E
1/3/2024 08:31:00	5.5	4.8	-0.6	0.00	0.01	0.01	0.8	ESE
1/3/2024 08:32:00	5.5	4.9	-0.6	0.00	0.01	0.01	0.8	E
1/3/2024 08:33:00	5.7	4.8	-0.8	0.00	0.01	0.01	0.8	ESE
1/3/2024 08:34:00	5.7	4.7	-1.0	0.00	0.02	0.01	0.8	ENE
1/3/2024 08:35:00	5.7	4.7	-1.0	0.00	0.02	0.01	0.7	E
1/3/2024 08:36:00	5.6	4.7	-0.9	0.00	0.02	0.01	0.7	E
1/3/2024 08:37:00	5.5	4.7	-0.8	0.00	0.01	0.01	0.7	SSE
1/3/2024 08:38:00	5.5	4.7	-0.7	0.00	0.01	0.01	0.8	N
1/3/2024 08:39:00	5.4	4.8	-0.6	0.00	0.01	0.01	0.8	SSW
1/3/2024 08:40:00	5.5	4.7	-0.8	0.01	0.01	0.01	0.8	NW
1/3/2024 08:41:00	5.4	4.7	-0.8	0.01	0.01	0.00	0.8	NW
1/3/2024 08:42:00	5.4	4.6	-0.8	0.01	0.01	0.00	0.8	SSW

Date/Time	Average Upwind PM10 (µg/m³)	Average Downwind PM10 (µg/m³)	Average Contribution PM10 (µg/m³)	Average Upwind VOC (ppm)	Average Downwind VOC (ppm)	Average Contribution VOC (ppm)	Wind Speed 15 min Avg	Wind Direction
1/3/2024 08:43:00	5.4	4.6	-0.8	0.01	0.01	0.00	0.8	NE
1/3/2024 08:44:00	5.4	4.7	-0.8	0.01	0.01	0.00	0.8	ESE
1/3/2024 08:45:00	5.4	4.9	-0.6	0.01	0.01	0.00	0.8	ESE
1/3/2024 08:46:00	5.5	4.9	-0.6	0.01	0.01	0.00	0.8	E
1/3/2024 08:47:00	5.6	5.0	-0.7	0.01	0.01	0.00	0.8	ENE
1/3/2024 08:48:00	5.7	5.0	-0.7	0.01	0.01	0.00	0.8	ENE
1/3/2024 08:49:00	5.8	5.2	-0.6	0.01	0.01	0.00	0.8	ESE
1/3/2024 08:50:00	5.8	5.4	-0.4	0.01	0.01	0.00	0.8	E
1/3/2024 08:51:00	6.0	5.7	-0.3	0.01	0.02	0.00	0.8	ENE
1/3/2024 08:52:00	6.2	5.8	-0.4	0.01	0.02	0.01	0.9	N
1/3/2024 08:53:00	6.2	5.9	-0.2	0.01	0.02	0.01	0.9	WNW
1/3/2024 08:54:00	6.3	6.0	-0.3	0.01	0.02	0.01	0.9	E
1/3/2024 08:55:00	6.2	6.0	-0.2	0.01	0.02	0.01	0.8	NW
1/3/2024 08:56:00	6.2	6.0	-0.2	0.01	0.02	0.02	0.8	E
1/3/2024 08:57:00	6.2	6.0	-0.2	0.00	0.02	0.02	0.8	E
1/3/2024 08:58:00	6.2	6.1	-0.1	0.00	0.02	0.02	0.8	N
1/3/2024 08:59:00	6.1	6.0	-0.1	0.00	0.02	0.02	0.8	NNW
1/3/2024 09:00:00	6.1	5.8	-0.3	0.00	0.02	0.02	0.9	ESE
1/3/2024 09:01:00	6.0	5.9	-0.1	0.00	0.02	0.01	0.8	W
1/3/2024 09:02:00	5.8	5.9	0.1	0.00	0.02	0.01	0.8	E
1/3/2024 09:03:00	5.8	5.8	0.1	0.00	0.02	0.01	0.8	ESE
1/3/2024 09:04:00	5.7	6.0	0.4	0.01	0.02	0.01	0.8	W
1/3/2024 09:05:00	6.1	6.3	0.3	0.01	0.02	0.01	0.8	W
1/3/2024 09:06:00	6.2	6.2	0.0	0.01	0.01	0.01	0.8	E
1/3/2024 09:07:00	6.1	6.2	0.0	0.01	0.01	0.00	0.8	NE
1/3/2024 09:08:00	6.1	6.1	0.0	0.01	0.01	0.01	0.8	WNW
1/3/2024 09:09:00	6.0	6.1	0.1	0.01	0.01	0.00	0.8	SE
1/3/2024 09:10:00	6.0	6.1	0.1	0.01	0.01	0.01	0.8	NNW
1/3/2024 09:11:00	6.1	6.2	0.1	0.01	0.01	0.01	0.8	NNW
1/3/2024 09:12:00	6.6	6.3	-0.3	0.01	0.01	0.01	0.8	ENE
1/3/2024 09:13:00	6.8	6.3	-0.5	0.01	0.01	0.01	0.8	NNW
1/3/2024 09:14:00	6.8	6.4	-0.4	0.01	0.01	0.01	0.8	E

Date/Time	Average Upwind PM10 (µg/m³)	Average Downwind PM10 (µg/m³)	Average Contribution PM10 (µg/m³)	Average Upwind VOC (ppm)	Average Downwind VOC (ppm)	Average Contribution VOC (ppm)	Wind Speed 15 min Avg	Wind Direction
1/3/2024 09:15:00	6.8	6.5	-0.3	0.01	0.01	0.00	0.8	WNW
1/3/2024 09:16:00	6.9	6.6	-0.3	0.01	0.01	0.00	0.8	W
1/3/2024 09:17:00	7.0	6.6	-0.4	0.01	0.01	0.00	0.8	E
1/3/2024 09:18:00	7.0	6.7	-0.3	0.01	0.01	0.00	0.8	N
1/3/2024 09:19:00	7.0	6.5	-0.6	0.01	0.01	0.01	0.8	ENE
1/3/2024 09:20:00	6.7	6.0	-0.6	0.00	0.01	0.01	0.8	W
1/3/2024 09:21:00	6.5	6.0	-0.5	0.00	0.01	0.01	0.8	E
1/3/2024 09:22:00	6.5	5.9	-0.5	0.00	0.01	0.01	0.8	E
1/3/2024 09:23:00	6.6	6.1	-0.5	0.00	0.01	0.01	0.8	W
1/3/2024 09:24:00	6.8	6.2	-0.6	0.00	0.01	0.01	0.8	NNW
1/3/2024 09:25:00	6.8	6.3	-0.5	0.00	0.01	0.01	0.8	ENE
1/3/2024 09:26:00	6.8	6.3	-0.5	0.01	0.01	0.01	0.8	W
1/3/2024 09:27:00	6.3	6.3	-0.1	0.01	0.01	0.00	0.8	ENE
1/3/2024 09:28:00	6.1	6.2	0.1	0.01	0.01	0.00	0.8	E
1/3/2024 09:29:00	6.0	6.2	0.1	0.01	0.01	0.00	0.9	WNW
1/3/2024 09:30:00	6.1	6.1	0.0	0.01	0.01	0.00	0.9	W
1/3/2024 09:31:00	6.0	6.0	0.0	0.01	0.01	0.00	0.9	ESE
1/3/2024 09:32:00	5.9	6.0	0.0	0.01	0.01	0.00	0.9	ESE
1/3/2024 09:33:00	5.9	6.0	0.1	0.01	0.01	0.00	0.9	NW
1/3/2024 09:34:00	6.0	6.2	0.2	0.01	0.01	0.00	0.9	W
1/3/2024 09:35:00	6.1	6.3	0.3	0.01	0.01	0.00	0.9	E
1/3/2024 09:36:00	6.1	6.4	0.3	0.01	0.01	0.00	0.9	ESE
1/3/2024 09:37:00	6.6	6.4	-0.2	0.01	0.01	0.00	0.9	WSW
1/3/2024 09:38:00	6.9	8.4	1.5	0.01	0.01	0.00	0.9	N
1/3/2024 09:39:00	8.1	8.7	0.7	0.01	0.01	0.00	0.8	SSE
1/3/2024 09:40:00	8.8	11.1	2.4	0.01	0.01	0.00	0.8	NNE
1/3/2024 09:41:00	12.1	12.8	0.6	0.01	0.01	0.00	0.8	WNW
1/3/2024 09:42:00	13.0	14.9	1.9	0.01	0.01	0.00	0.8	NW
1/3/2024 09:43:00	13.6	15.8	2.2	0.01	0.01	0.00	0.8	ENE
1/3/2024 09:44:00	14.3	18.2	3.9	0.01	0.01	0.00	0.8	SE
1/3/2024 09:45:00	15.1	20.6	5.5	0.00	0.01	0.00	0.8	E
1/3/2024 09:46:00	15.8	22.8	7.0	0.00	0.01	0.00	0.8	NNE

Date/Time	Average Upwind PM10 (µg/m³)	Average Downwind PM10 (µg/m³)	Average Contribution PM10 (µg/m³)	Average Upwind VOC (ppm)	Average Downwind VOC (ppm)	Average Contribution VOC (ppm)	Wind Speed 15 min Avg	Wind Direction
1/3/2024 09:47:00	17.2	23.4	6.2	0.00	0.01	0.00	0.7	NW
1/3/2024 09:48:00	17.5	23.6	6.2	0.00	0.01	0.00	0.8	NW
1/3/2024 09:49:00	17.5	23.5	6.0	0.00	0.01	0.01	0.7	NW
1/3/2024 09:50:00	17.5	23.5	6.1	0.00	0.01	0.00	0.8	NW
1/3/2024 09:51:00	17.5	23.5	6.0	0.00	0.01	0.00	0.8	NW
1/3/2024 09:52:00	17.0	23.4	6.5	0.00	0.01	0.00	0.8	ESE
1/3/2024 09:53:00	16.7	21.4	4.7	0.00	0.01	0.00	0.8	WNW
1/3/2024 09:54:00	15.6	21.0	5.5	0.00	0.01	0.00	0.8	WNW
1/3/2024 09:55:00	14.8	18.7	3.8	0.00	0.01	0.00	0.8	ENE
1/3/2024 09:56:00	11.4	17.1	5.7	0.00	0.01	0.01	0.8	N
1/3/2024 09:57:00	10.6	14.9	4.3	0.00	0.01	0.01	0.8	ENE
1/3/2024 09:58:00	10.1	14.0	3.9	0.00	0.01	0.01	0.7	E
1/3/2024 09:59:00	9.5	11.6	2.1	0.00	0.01	0.01	0.7	NE
1/3/2024 10:00:00	8.6	9.2	0.5	0.00	0.01	0.01	0.8	ESE
1/3/2024 10:01:00	8.0	6.9	-1.1	0.00	0.01	0.01	0.8	N
1/3/2024 10:02:00	6.7	6.4	-0.3	0.00	0.01	0.01	0.8	NNE
1/3/2024 10:03:00	6.6	6.3	-0.3	0.00	0.01	0.01	0.8	W
1/3/2024 10:04:00	6.6	6.2	-0.4	0.00	0.01	0.01	0.8	E
1/3/2024 10:05:00	6.6	6.1	-0.5	0.00	0.01	0.01	0.7	NE
1/3/2024 10:06:00	6.5	6.1	-0.5	0.00	0.01	0.01	0.8	ESE
1/3/2024 10:07:00	6.5	6.2	-0.3	0.00	0.01	0.01	0.8	ENE
1/3/2024 10:08:00	6.4	6.1	-0.3	0.00	0.01	0.01	0.8	W
1/3/2024 10:09:00	6.3	6.1	-0.2	0.00	0.01	0.01	0.7	NNW
1/3/2024 10:10:00	6.3	5.8	-0.5	0.00	0.01	0.01	0.7	NNW
1/3/2024 10:11:00	6.4	5.6	-0.7	0.00	0.01	0.01	0.7	ENE
1/3/2024 10:12:00	6.4	5.7	-0.7	0.00	0.01	0.01	0.7	WSW
1/3/2024 10:13:00	6.4	5.7	-0.6	0.00	0.01	0.01	0.7	NNW
1/3/2024 10:14:00	6.4	5.9	-0.5	0.00	0.01	0.01	0.7	ENE
1/3/2024 10:15:00	6.3	6.0	-0.3	0.00	0.01	0.01	0.7	E
1/3/2024 10:16:00	6.3	6.0	-0.2	0.00	0.01	0.00	0.7	WNW
1/3/2024 10:17:00	6.3	6.1	-0.1	0.00	0.01	0.00	0.8	WSW
1/3/2024 10:18:00	6.2	6.1	0.0	0.00	0.01	0.00	0.8	WNW

Date/Time	Average Upwind PM10 (µg/m³)	Average Downwind PM10 (µg/m³)	Average Contribution PM10 (µg/m³)	Average Upwind VOC (ppm)	Average Downwind VOC (ppm)	Average Contribution VOC (ppm)	Wind Speed 15 min Avg	Wind Direction
1/3/2024 10:19:00	6.0	6.3	0.2	0.00	0.01	0.00	0.9	W
1/3/2024 10:20:00	6.1	6.3	0.3	0.01	0.00	0.00	1.0	W
1/3/2024 10:21:00	6.2	6.4	0.1	0.01	0.00	0.00	1.0	W
1/3/2024 10:22:00	6.3	6.5	0.2	0.01	0.00	0.00	1.0	ESE
1/3/2024 10:23:00	6.3	6.3	0.0	0.01	0.01	0.00	1.0	ENE
1/3/2024 10:24:00	6.4	6.3	-0.1	0.01	0.01	0.00	1.0	ESE
1/3/2024 10:25:00	6.3	6.5	0.2	0.01	0.01	0.00	1.1	W
1/3/2024 10:26:00	6.2	6.6	0.4	0.01	0.01	0.00	1.1	W
1/3/2024 10:27:00	6.1	6.5	0.4	0.01	0.01	0.00	1.1	W
1/3/2024 10:28:00	6.1	6.6	0.5	0.01	0.00	0.00	1.1	WNW
1/3/2024 10:29:00	6.1	6.5	0.5	0.01	0.00	0.00	1.1	SW
1/3/2024 10:30:00	6.1	6.5	0.4	0.01	0.00	0.00	1.1	WSW
1/3/2024 10:31:00	6.1	6.5	0.4	0.01	0.00	0.00	1.1	SE
1/3/2024 10:32:00	6.2	6.3	0.1	0.01	0.00	0.00	1.0	ESE
1/3/2024 10:33:00	6.3	6.3	0.0	0.00	0.00	0.00	1.0	ESE
1/3/2024 10:34:00	6.3	6.3	0.1	0.00	0.00	0.00	1.0	ENE
1/3/2024 10:35:00	6.2	6.2	0.0	0.00	0.00	0.00	0.9	NNW
1/3/2024 10:36:00	6.1	6.1	0.0	0.00	0.01	0.00	0.9	E
1/3/2024 10:37:00	6.2	6.0	-0.2	0.00	0.00	0.00	0.9	E
1/3/2024 10:38:00	6.2	6.2	0.0	0.00	0.01	0.00	0.8	E
1/3/2024 10:39:00	6.3	6.3	0.0	0.00	0.00	0.00	0.8	W
1/3/2024 10:40:00	6.3	7.0	0.7	0.00	0.01	0.00	0.8	NNW
1/3/2024 10:41:00	7.0	7.0	0.0	0.01	0.01	0.00	0.8	WNW
1/3/2024 10:42:00	7.7	7.0	-0.7	0.01	0.01	0.00	0.8	WNW
1/3/2024 10:43:00	8.1	7.3	-0.7	0.01	0.01	0.00	0.7	WNW
1/3/2024 10:44:00	8.7	8.0	-0.7	0.01	0.01	-0.01	0.8	WNW
1/3/2024 10:45:00	9.7	8.7	-1.0	0.01	0.01	-0.01	0.8	WNW
1/3/2024 10:46:00	10.4	9.3	-1.1	0.01	0.01	-0.01	0.8	NW
1/3/2024 10:47:00	10.8	10.6	-0.3	0.01	0.01	-0.01	0.8	NNE
1/3/2024 10:48:00	11.3	11.4	0.2	0.01	0.01	-0.01	0.8	NE
1/3/2024 10:49:00	12.6	11.9	-0.7	0.02	0.01	-0.01	0.9	W
1/3/2024 10:50:00	14.3	12.6	-1.7	0.02	0.01	-0.01	0.9	W

Date/Time	Average Upwind PM10 (µg/m³)	Average Downwind PM10 (µg/m³)	Average Contribution PM10 (µg/m³)	Average Upwind VOC (ppm)	Average Downwind VOC (ppm)	Average Contribution VOC (ppm)	Wind Speed 15 min Avg	Wind Direction
1/3/2024 10:51:00	16.1	13.4	-2.7	0.02	0.01	-0.01	1.0	W
1/3/2024 10:52:00	17.4	14.1	-3.2	0.02	0.01	-0.01	1.0	NW
1/3/2024 10:53:00	18.0	15.6	-2.4	0.02	0.01	-0.01	1.0	NW
1/3/2024 10:54:00	18.6	16.2	-2.5	0.02	0.01	-0.01	1.0	W
1/3/2024 10:55:00	19.3	16.0	-3.2	0.02	0.01	-0.01	1.0	ESE
1/3/2024 10:56:00	19.3	16.4	-2.9	0.02	0.01	-0.01	1.0	NW
1/3/2024 10:57:00	19.0	17.1	-1.9	0.02	0.01	-0.01	1.0	W
1/3/2024 10:58:00	19.0	17.4	-1.6	0.02	0.01	-0.01	1.0	W
1/3/2024 10:59:00	18.8	17.0	-1.8	0.02	0.01	-0.01	1.0	S
1/3/2024 11:00:00	18.1	16.5	-1.7	0.02	0.01	-0.01	1.0	NW
1/3/2024 11:01:00	18.2	16.0	-2.2	0.02	0.01	-0.01	1.0	SW
1/3/2024 11:02:00				0.02	0.01	-0.01	1.0	NW
1/3/2024 11:03:00				0.02	0.01	-0.02	1.0	W
1/3/2024 11:04:00				0.02	0.01	-0.02	0.9	SW
1/3/2024 11:05:00				0.02	0.01	-0.01	0.9	NNW
1/3/2024 11:06:00				0.02	0.01	-0.01	0.8	ENE
1/3/2024 11:07:00				0.02	0.01	-0.01	0.8	ESE
1/3/2024 11:08:00	0.0	6.1	6.1	0.02	0.01	-0.01	0.7	SSW
1/3/2024 11:09:00	2.6	3.0	0.4	0.02	0.01	-0.01	0.7	SE
1/3/2024 11:10:00	4.2	2.0	-2.2	0.02	0.01	-0.01	0.8	E
1/3/2024 11:11:00	3.2	3.2	0.0	0.02	0.00	-0.01	0.8	WNW
1/3/2024 11:12:00	2.5	3.6	1.1	0.01	0.00	-0.01	0.8	WNW
1/3/2024 11:13:00	2.1	3.9	1.8	0.01	0.00	-0.01	0.8	W
1/3/2024 11:14:00	1.8	4.0	2.2	0.01	0.00	-0.01	0.8	SSW
1/3/2024 11:15:00	2.2	3.5	1.3	0.01	0.00	-0.01	0.8	N
1/3/2024 11:16:00	2.5	3.1	0.6	0.01	0.01	0.00	0.8	NNW
1/3/2024 11:17:00	2.3	3.6	1.4	0.01	0.01	0.00	0.7	WSW
1/3/2024 11:18:00	2.5	3.3	0.8	0.01	0.01	0.00	0.7	E
1/3/2024 11:19:00	2.3	3.4	1.1	0.01	0.01	0.00	0.8	W
1/3/2024 11:20:00	2.2	3.5	1.3	0.01	0.01	-0.01	0.8	SSW
1/3/2024 11:21:00	2.4	3.2	0.9	0.01	0.01	0.00	0.8	NNW
1/3/2024 11:22:00	2.2	3.4	1.2	0.01	0.01	-0.01	0.9	WNW

Date/Time	Average Upwind PM10 (µg/m³)	Average Downwind PM10 (µg/m³)	Average Contribution PM10 (µg/m³)	Average Upwind VOC (ppm)	Average Downwind VOC (ppm)	Average Contribution VOC (ppm)	Wind Speed 15 min Avg	Wind Direction
1/3/2024 11:23:00	2.4	3.3	0.9	0.01	0.01	0.00	0.9	W
1/3/2024 11:24:00	2.4	3.7	1.3	0.01	0.01	-0.01	1.0	NE
1/3/2024 11:25:00	2.2	3.7	1.4	0.01	0.01	-0.01	1.0	E
1/3/2024 11:26:00	2.2	3.6	1.3	0.01	0.01	-0.01	1.0	WNW
1/3/2024 11:27:00	2.2	3.5	1.3	0.01	0.01	0.00	1.0	WNW
1/3/2024 11:28:00	2.2	3.5	1.3	0.01	0.01	0.00	1.1	SW
1/3/2024 11:29:00	2.6	3.2	0.6	0.01	0.01	0.00	1.1	E
1/3/2024 11:30:00	2.5	3.2	0.7	0.01	0.01	0.00	1.1	N
1/3/2024 11:31:00	2.5	3.8	1.3	0.01	0.00	0.00	1.1	E
1/3/2024 11:32:00	2.5	3.6	1.1	0.01	0.00	0.00	1.0	SW
1/3/2024 11:33:00	2.5	3.6	1.1	0.01	0.00	0.00	1.0	E
1/3/2024 11:34:00	2.9	3.3	0.3	0.00	0.00	0.00	1.0	E
1/3/2024 11:35:00	3.3	3.0	-0.3	0.00	0.00	0.00	1.0	E
1/3/2024 11:36:00	3.3	3.0	-0.3	0.00	0.00	0.00	1.0	SE
1/3/2024 11:37:00	3.3	3.0	-0.3	0.00	0.00	0.00	1.0	WNW
1/3/2024 11:38:00	3.7	3.0	-0.7	0.00	0.00	0.00	0.9	W
1/3/2024 11:39:00	3.7	2.8	-0.9	0.00	0.00	0.00	0.8	NE
1/3/2024 11:40:00	3.7	2.8	-1.0	0.00	0.01	0.00	0.8	NNE
1/3/2024 11:41:00	4.0	2.4	-1.6	0.00	0.01	0.01	0.7	ENE
1/3/2024 11:42:00	4.4	2.1	-2.3	0.00	0.01	0.01	0.8	E
1/3/2024 11:43:00	4.8	1.8	-3.0	0.00	0.01	0.01	0.7	ENE
1/3/2024 11:44:00	5.0	2.0	-3.0	0.00	0.01	0.01	0.7	ESE
1/3/2024 11:45:00	5.3	2.0	-3.3	0.00	0.01	0.01	0.8	ESE
1/3/2024 11:46:00	5.4	6.3	0.9	0.00	0.02	0.02	0.8	ESE
1/3/2024 11:47:00	5.9	8.5	2.6	0.00	0.02	0.02	0.8	N
1/3/2024 11:48:00	6.0	8.8	2.9	0.00	0.02	0.02	0.8	ENE
1/3/2024 11:49:00	6.0	8.8	2.9	0.00	0.02	0.02	0.8	E
1/3/2024 11:50:00	5.6	9.3	3.7	0.00	0.02	0.02	0.8	S
1/3/2024 11:51:00	5.6	9.2	3.6	0.00	0.02	0.02	0.7	ESE
1/3/2024 11:52:00	6.0	8.9	2.9	0.00	0.02	0.02	0.8	ESE
1/3/2024 11:53:00	5.9	8.6	2.7	0.00	0.02	0.02	0.8	ESE
1/3/2024 11:54:00	5.9	8.4	2.5	0.00	0.02	0.02	0.8	ESE

Date/Time	Average Upwind PM10 (µg/m³)	Average Downwind PM10 (µg/m³)	Average Contribution PM10 (µg/m³)	Average Upwind VOC (ppm)	Average Downwind VOC (ppm)	Average Contribution VOC (ppm)	Wind Speed 15 min Avg	Wind Direction
1/3/2024 11:55:00	6.0	8.4	2.5	0.00	0.02	0.02	0.8	ESE
1/3/2024 11:56:00	5.7	8.9	3.2	0.00	0.02	0.02	0.9	WNW
1/3/2024 11:57:00	5.3	9.2	4.0	0.00	0.01	0.01	0.8	WNW
1/3/2024 11:58:00	5.3	9.2	3.9	0.00	0.01	0.01	0.8	NE
1/3/2024 11:59:00	4.7	9.4	4.7	0.00	0.01	0.01	0.8	WNW
1/3/2024 12:00:00	4.2	9.8	5.6	0.00	0.01	0.01	0.8	NW
1/3/2024 12:01:00	4.1	4.8	0.7	0.00	0.01	0.01	0.7	NW
1/3/2024 12:02:00	3.6	2.8	-0.8	0.00	0.01	0.00	0.8	SW
1/3/2024 12:03:00	3.1	3.0	-0.2	0.00	0.01	0.00	0.8	W
1/3/2024 12:04:00	3.2	3.0	-0.2	0.00	0.01	0.00	0.8	ESE
1/3/2024 12:05:00	3.6	2.5	-1.1	0.00	0.01	0.00	0.8	NNW
1/3/2024 12:06:00	3.2	2.9	-0.3	0.00	0.00	0.00	0.8	WNW
1/3/2024 12:07:00	2.8	3.3	0.5	0.00	0.00	0.00	0.8	W
1/3/2024 12:08:00	2.8	3.3	0.5	0.00	0.00	0.00	0.8	E
1/3/2024 12:09:00	2.8	3.3	0.4	0.00	0.00	0.00	0.8	ENE
1/3/2024 12:10:00	2.8	3.3	0.5	0.00	0.00	0.00	0.8	ENE
1/3/2024 12:11:00	3.2	2.8	-0.4	0.00	0.00	0.00	0.7	NE
1/3/2024 12:12:00	3.6	2.4	-1.1	0.00	0.00	0.00	0.7	ESE
1/3/2024 12:13:00	3.5	2.4	-1.1	0.00	0.00	0.00	0.8	ESE
1/3/2024 12:14:00	3.8	2.0	-1.8	0.00	0.00	0.00	0.8	ENE
1/3/2024 12:15:00	4.1	1.7	-2.4	0.00	0.00	0.00	0.8	ESE
1/3/2024 12:16:00	4.1	1.7	-2.5	0.00	0.00	0.00	0.8	ESE
1/3/2024 12:17:00	4.5	1.3	-3.3	0.00	0.00	0.00	0.8	ENE
1/3/2024 12:18:00	5.0	0.7	-4.2	0.00	0.00	0.00	0.8	ENE
1/3/2024 12:19:00	4.5	1.1	-3.4	0.00	0.00	0.00	0.8	S
1/3/2024 12:20:00	4.4	1.1	-3.3	0.00	0.00	0.00	0.8	ESE
1/3/2024 12:21:00	4.8	0.7	-4.0	0.00	0.00	0.00	0.8	E
1/3/2024 12:22:00	5.0	0.4	-4.7	0.00	0.00	0.00	0.7	E
1/3/2024 12:23:00	5.0	0.4	-4.6	0.00	0.00	0.00	0.8	ESE
1/3/2024 12:24:00	4.9	0.4	-4.5	0.00	0.00	0.00	0.8	ESE
1/3/2024 12:25:00	4.5	0.7	-3.8	0.00	0.00	0.00	0.8	WSW
1/3/2024 12:26:00	4.4	0.7	-3.7	0.00	0.00	0.00	0.8	ESE

Date/Time	Average Upwind PM10 (µg/m³)	Average Downwind PM10 (µg/m³)	Average Contribution PM10 (µg/m³)	Average Upwind VOC (ppm)	Average Downwind VOC (ppm)	Average Contribution VOC (ppm)	Wind Speed 15 min Avg	Wind Direction
1/3/2024 12:27:00	4.3	0.7	-3.7	0.00	0.00	0.00	0.8	SE
1/3/2024 12:28:00	4.3	0.7	-3.6	0.00	0.00	0.00	0.9	ESE
1/3/2024 12:29:00	4.0	1.0	-3.0	0.00	0.00	0.00	0.9	WNW
1/3/2024 12:30:00	3.7	1.4	-2.3	0.00	0.00	0.00	0.9	WNW
1/3/2024 12:31:00	3.7	1.4	-2.3	0.00	0.00	0.00	0.9	SE
1/3/2024 12:32:00	3.5	1.4	-2.2	0.00	0.00	0.00	0.9	E
1/3/2024 12:33:00	3.1	1.6	-1.5	0.00	0.00	0.00	0.9	W
1/3/2024 12:34:00	3.1	1.6	-1.6	0.00	0.00	0.00	0.9	W
1/3/2024 12:35:00	2.8	1.9	-0.9	0.00	0.00	0.00	1.0	WNW
1/3/2024 12:36:00	2.9	1.9	-1.0	0.00	0.00	0.00	1.0	ESE
1/3/2024 12:37:00	2.6	2.5	-0.1	0.00	0.00	0.00	1.0	SSE
1/3/2024 12:38:00	2.3	2.8	0.6	0.00	0.00	0.00	1.0	NW
1/3/2024 12:39:00	2.0	3.2	1.2	0.00	0.00	0.00	1.0	W
1/3/2024 12:40:00	2.0	3.2	1.3	0.01	0.00	0.00	1.1	W
1/3/2024 12:41:00	2.0	3.2	1.2	0.01	0.00	0.00	1.1	NNW
1/3/2024 12:42:00	2.0	3.2	1.2	0.01	0.00	0.00	1.1	ENE
1/3/2024 12:43:00	2.0	3.2	1.2	0.01	0.00	0.00	1.1	ESE
1/3/2024 12:44:00	2.0	3.2	1.2	0.01	0.00	0.00	1.1	SSE
1/3/2024 12:45:00	2.0	3.2	1.2	0.01	0.00	0.00	1.1	WSW
1/3/2024 12:46:00	2.0	4.3	2.3	0.01	0.00	0.00	1.1	ESE
1/3/2024 12:47:00	2.1	4.6	2.5	0.01	0.00	0.00	1.1	NE
1/3/2024 12:48:00	2.2	4.6	2.4	0.00	0.00	0.00	1.1	NW
1/3/2024 12:49:00	2.6	4.4	1.8	0.00	0.00	0.00	1.1	SE
1/3/2024 12:50:00	2.6	4.5	1.9	0.00	0.00	0.00	1.0	WSW
1/3/2024 12:51:00	2.6	4.5	1.9	0.00	0.00	0.00	1.0	NNW
1/3/2024 12:52:00	3.0	3.9	0.9	0.00	0.00	0.00	1.0	ESE
1/3/2024 12:53:00	3.4	3.5	0.1	0.00	0.00	0.00	1.0	N
1/3/2024 12:54:00	3.8	3.2	-0.6	0.00	0.00	0.00	1.0	NNW
1/3/2024 12:55:00	3.8	3.2	-0.6	0.00	0.00	0.00	1.0	WNW
1/3/2024 12:56:00	3.4	3.6	0.2	0.00	0.00	0.00	1.0	W
1/3/2024 12:57:00	3.1	4.1	1.0	0.00	0.00	0.00	1.0	SW
1/3/2024 12:58:00	3.3	4.1	0.9	0.00	0.01	0.00	1.0	NE

Date/Time	Average Upwind PM10 (µg/m³)	Average Downwind PM10 (µg/m³)	Average Contribution PM10 (µg/m³)	Average Upwind VOC (ppm)	Average Downwind VOC (ppm)	Average Contribution VOC (ppm)	Wind Speed 15 min Avg	Wind Direction
1/3/2024 12:59:00	3.6	3.8	0.2	0.00	0.01	0.00	0.9	ENE
1/3/2024 13:00:00	4.0	3.4	-0.6	0.00	0.01	0.00	0.9	ESE
1/3/2024 13:01:00	4.0	2.3	-1.6	0.00	0.01	0.00	0.9	NE
1/3/2024 13:02:00	3.9	2.0	-1.9	0.00	0.01	0.00	0.9	E
1/3/2024 13:03:00	4.2	1.7	-2.5	0.00	0.01	0.00	1.0	E
1/3/2024 13:04:00	4.2	2.0	-2.2	0.00	0.01	0.00	1.1	ESE
1/3/2024 13:05:00	4.8	2.3	-2.5	0.00	0.01	0.00	1.1	ESE
1/3/2024 13:06:00	5.0	2.7	-2.4	0.00	0.01	0.00	1.1	ESE
1/3/2024 13:07:00	5.2	4.3	-0.9	0.00	0.01	0.00	1.1	NE
1/3/2024 13:08:00	5.2	4.7	-0.5	0.00	0.01	0.00	1.0	NE
1/3/2024 13:09:00	5.3	4.7	-0.6	0.00	0.01	0.00	1.0	N
1/3/2024 13:10:00	5.6	4.4	-1.2	0.00	0.01	0.00	1.0	NNE
1/3/2024 13:11:00	5.6	4.3	-1.3	0.00	0.01	0.00	0.9	NW
1/3/2024 13:12:00	6.0	3.8	-2.2	0.00	0.01	0.01	1.0	NNW
1/3/2024 13:13:00	5.9	3.8	-2.1	0.00	0.01	0.01	0.9	E
1/3/2024 13:14:00	5.5	4.2	-1.4	0.00	0.00	0.00	1.0	WSW
1/3/2024 13:15:00	5.5	4.2	-1.3	0.00	0.00	0.00	1.0	E
1/3/2024 13:16:00	5.5	4.2	-1.4	0.00	0.00	0.00	1.0	ESE
1/3/2024 13:17:00	5.2	4.6	-0.6	0.00	0.00	0.00	1.0	W
1/3/2024 13:18:00	5.2	4.6	-0.6	0.00	0.00	0.00	0.9	NE
1/3/2024 13:19:00	4.8	4.7	-0.1	0.00	0.00	0.00	0.9	SSE
1/3/2024 13:20:00	4.8	4.0	-0.8	0.00	0.00	0.00	0.8	SE
1/3/2024 13:21:00	4.7	3.6	-1.1	0.00	0.00	0.00	0.8	NNW
1/3/2024 13:22:00	4.1	2.4	-1.7	0.00	0.00	0.00	1.0	W
1/3/2024 13:23:00	3.7	2.5	-1.2	0.00	0.00	0.00	1.0	WNW
1/3/2024 13:24:00	3.9	3.6	-0.3	0.00	0.00	0.00	1.0	W
1/3/2024 13:25:00	4.2	4.2	0.0	0.00	0.00	0.00	1.1	WNW
1/3/2024 13:26:00	4.8	4.8	0.0	0.00	0.00	0.00	1.1	WNW
1/3/2024 13:27:00	4.6	5.5	0.9	0.00	0.00	0.00	1.1	NW
1/3/2024 13:28:00	4.8	5.6	0.9	0.00	0.00	0.00	1.1	NNE
1/3/2024 13:29:00	4.8	5.6	0.8	0.00	0.00	0.00	1.1	W
1/3/2024 13:30:00	4.8	5.6	0.8	0.00	0.00	0.00	1.1	NE

Date/Time	Average Upwind PM10 (µg/m³)	Average Downwind PM10 (µg/m³)	Average Contribution PM10 (µg/m³)	Average Upwind VOC (ppm)	Average Downwind VOC (ppm)	Average Contribution VOC (ppm)	Wind Speed 15 min Avg	Wind Direction
1/3/2024 13:31:00	4.7	5.6	0.8	0.00	0.00	0.00	1.0	E
1/3/2024 13:32:00	5.1	5.9	0.8	0.00	0.00	0.00	1.0	E
1/3/2024 13:33:00	5.2	7.4	2.2	0.00	0.00	0.00	1.0	NE
1/3/2024 13:34:00	5.7	8.3	2.6	0.00	0.00	0.00	1.1	SE
1/3/2024 13:35:00	7.0	8.8	1.8	0.00	0.00	0.00	1.2	W
1/3/2024 13:36:00	6.9	10.2	3.4	0.00	0.00	0.00	1.2	NNW
1/3/2024 13:37:00	7.2	10.5	3.2	0.00	0.00	0.00	1.0	E
1/3/2024 13:38:00	7.7	10.0	2.3	0.00	0.01	0.00	1.0	E
1/3/2024 13:39:00	7.6	9.0	1.4	0.00	0.01	0.00	1.0	ESE
1/3/2024 13:40:00	7.3	8.6	1.3	0.00	0.01	0.00	1.0	NNE
1/3/2024 13:41:00	7.1	9.1	2.0	0.00	0.01	0.00	1.0	NNW
1/3/2024 13:42:00	7.1	8.8	1.7	0.00	0.01	0.00	1.0	W
1/3/2024 13:43:00	7.2	8.7	1.5	0.00	0.01	0.00	1.0	ESE
1/3/2024 13:44:00	7.2	8.8	1.6	0.00	0.01	0.00	1.1	W
1/3/2024 13:45:00	6.8	9.2	2.3	0.00	0.00	0.00	1.1	W
1/3/2024 13:46:00	6.5	9.6	3.1	0.00	0.00	0.00	1.2	WNW
1/3/2024 13:47:00	6.5	8.9	2.4	0.00	0.01	0.00	1.2	E
1/3/2024 13:48:00	6.5	7.3	0.9	0.00	0.01	0.00	1.2	ESE
1/3/2024 13:49:00	6.4	6.4	0.0	0.00	0.01	0.00	1.2	ESE
1/3/2024 13:50:00	5.0	6.1	1.1	0.00	0.01	0.00	1.2	E
1/3/2024 13:51:00	5.0	5.0	-0.1	0.00	0.01	0.00	1.2	E
1/3/2024 13:52:00	5.2	4.5	-0.7	0.00	0.01	0.00	1.2	E
1/3/2024 13:53:00	5.3	4.8	-0.5	0.00	0.01	0.00	1.3	ESE
1/3/2024 13:54:00	5.4	5.0	-0.4	0.00	0.01	0.00	1.3	ESE
1/3/2024 13:55:00	5.8	4.8	-0.9	0.00	0.01	0.01	1.3	E
1/3/2024 13:56:00	5.8	3.5	-2.3	0.00	0.01	0.01	1.3	NNE
1/3/2024 13:57:00	5.6	3.4	-2.1	0.00	0.01	0.01	1.3	W
1/3/2024 13:58:00	5.4	3.4	-2.0	0.00	0.01	0.01	1.3	ENE
1/3/2024 13:59:00	5.5	3.4	-2.1	0.00	0.01	0.01	1.2	SW
1/3/2024 14:00:00	5.7	3.4	-2.3	0.00	0.01	0.01	1.3	NW
1/3/2024 14:01:00	6.0	3.5	-2.5	0.01	0.01	0.00	1.2	SSW
1/3/2024 14:02:00	6.1	3.6	-2.5	0.01	0.01	0.01	1.2	SE

Date/Time	Average Upwind PM10 (µg/m³)	Average Downwind PM10 (µg/m³)	Average Contribution PM10 (µg/m³)	Average Upwind VOC (ppm)	Average Downwind VOC (ppm)	Average Contribution VOC (ppm)	Wind Speed 15 min Avg	Wind Direction
1/3/2024 14:03:00	6.0	3.6	-2.4	0.01	0.01	0.01	1.2	NE
1/3/2024 14:04:00	5.6	3.6	-1.9	0.01	0.01	0.01	1.2	W
1/3/2024 14:05:00	5.4	4.1	-1.3	0.01	0.01	0.00	1.2	W
1/3/2024 14:06:00	5.3	4.3	-1.1	0.01	0.01	0.00	1.2	W
1/3/2024 14:07:00	5.2	4.3	-0.9	0.01	0.01	0.00	1.1	E
1/3/2024 14:08:00	4.7	4.3	-0.4	0.01	0.01	0.00	1.1	WNW
1/3/2024 14:09:00	4.1	4.3	0.3	0.01	0.01	0.00	1.1	WNW
1/3/2024 14:10:00	3.7	4.3	0.6	0.01	0.01	0.00	1.1	NE
1/3/2024 14:11:00	3.6	4.2	0.6	0.01	0.01	0.00	1.1	N
1/3/2024 14:12:00	3.9	3.8	-0.1	0.01	0.01	0.00	1.1	E
1/3/2024 14:13:00	4.0	3.8	-0.1	0.01	0.01	0.00	1.1	ENE
1/3/2024 14:14:00	4.3	3.5	-0.8	0.01	0.01	0.00	1.1	ESE
1/3/2024 14:15:00	4.0	3.3	-0.7	0.01	0.01	0.00	1.1	W
1/3/2024 14:16:00	4.0	2.8	-1.2	0.00	0.01	0.01	1.1	E
1/3/2024 14:17:00	4.0	2.8	-1.2	0.00	0.01	0.00	1.0	NE
1/3/2024 14:18:00	4.0	2.9	-1.2	0.00	0.01	0.00	1.1	ESE
1/3/2024 14:19:00	4.0	2.8	-1.2	0.01	0.01	0.00	1.0	NW
1/3/2024 14:20:00	3.7	2.5	-1.3	0.01	0.01	-0.01	1.0	W
1/3/2024 14:21:00	3.5	2.5	-1.0	0.01	0.01	-0.01	1.0	SSW
1/3/2024 14:22:00	4.1	2.8	-1.3	0.02	0.01	-0.01	1.0	N
1/3/2024 14:23:00	4.7	3.1	-1.5	0.02	0.01	0.00	1.0	ENE
1/3/2024 14:24:00	12.0	3.3	-8.7	0.02	0.01	-0.01	1.0	WNW
1/3/2024 14:25:00	12.1	23.7	11.6	0.02	0.01	-0.01	1.0	E
1/3/2024 14:26:00	15.0	24.1	9.1	0.02	0.01	-0.01	1.0	NW
1/3/2024 14:27:00	15.2	25.7	10.4	0.02	0.01	-0.01	1.0	ENE
1/3/2024 14:28:00	15.3	26.6	11.3	0.02	0.01	-0.01	1.0	E
1/3/2024 14:29:00	15.7	27.1	11.3	0.02	0.01	-0.01	1.0	WNW
1/3/2024 14:30:00	16.4	27.1	10.7	0.02	0.01	-0.01	1.0	WNW
1/3/2024 14:31:00	16.6	27.5	10.9	0.02	0.01	-0.01	1.0	WNW
1/3/2024 14:32:00	16.4	27.8	11.4	0.02	0.01	-0.01	1.0	W
1/3/2024 14:33:00	16.3	28.1	11.8	0.02	0.01	-0.01	1.0	WNW
1/3/2024 14:34:00	16.9	28.3	11.4	0.01	0.01	-0.01	1.0	ESE

Date/Time	Average Upwind PM10 (µg/m³)	Average Downwind PM10 (µg/m³)	Average Contribution PM10 (µg/m³)	Average Upwind VOC (ppm)	Average Downwind VOC (ppm)	Average Contribution VOC (ppm)	Wind Speed 15 min Avg	Wind Direction
1/3/2024 14:35:00	17.0	28.3	11.4	0.01	0.01	0.00	1.0	SSE
1/3/2024 14:36:00	17.1	28.1	10.9	0.01	0.01	0.00	1.0	ENE
1/3/2024 14:37:00	16.5	27.6	11.1	0.01	0.01	0.00	1.0	ESE
1/3/2024 14:38:00	16.4	27.4	11.0	0.01	0.00	0.00	1.0	ESE
1/3/2024 14:39:00	9.4	27.5	18.1	0.00	0.00	0.00	1.0	ESE
1/3/2024 14:40:00	9.4	7.7	-1.8	0.00	0.00	0.00	1.0	E
1/3/2024 14:41:00	6.6	9.1	2.5	0.00	0.00	0.00	1.1	E
1/3/2024 14:42:00	6.7	8.8	2.1	0.00	0.00	0.00	1.1	E
1/3/2024 14:43:00	6.8	8.4	1.7	0.00	0.01	0.00	1.1	ESE
1/3/2024 14:44:00	6.4	8.1	1.8	0.00	0.01	0.00	1.1	ENE
1/3/2024 14:45:00	6.0	8.2	2.2	0.00	0.01	0.01	1.1	W
1/3/2024 14:46:00	5.9	8.2	2.3	0.00	0.01	0.01	1.1	N
1/3/2024 14:47:00	6.1	8.8	2.8	0.00	0.01	0.01	1.1	NNE
1/3/2024 14:48:00	7.7	8.8	1.1	0.00	0.01	0.00	1.1	W
1/3/2024 14:49:00	7.4	10.1	2.7	0.00	0.01	0.01	1.1	ENE
1/3/2024 14:50:00	7.6	10.4	2.7	0.00	0.01	0.01	1.1	E
1/3/2024 14:51:00	7.6	10.3	2.7	0.00	0.01	0.01	1.0	ENE
1/3/2024 14:52:00	7.6	10.7	3.1	0.00	0.01	0.01	1.0	NE
1/3/2024 14:53:00	7.5	10.6	3.1	0.00	0.01	0.01	1.0	ESE
1/3/2024 14:54:00	7.4	10.2	2.8	0.00	0.01	0.01	0.9	E
1/3/2024 14:55:00	7.4	10.0	2.6	0.00	0.01	0.01	1.0	E
1/3/2024 14:56:00	7.4	8.4	1.0	0.00	0.01	0.01	1.0	ESE
1/3/2024 14:57:00	7.2	7.5	0.3	0.00	0.01	0.01	1.0	W
1/3/2024 14:58:00	7.1	7.2	0.1	0.01	0.01	0.00	0.9	NW
1/3/2024 14:59:00	7.1	7.5	0.4	0.01	0.01	0.00	0.9	E
1/3/2024 15:00:00				0.01	0.01	0.00	0.9	E
1/3/2024 15:01:00	3.8	5.5	1.6	0.01	0.01	0.00	0.8	ENE
1/3/2024 15:02:00	4.3	4.5	0.2	0.01	0.01	0.01	0.9	NE
1/3/2024 15:03:00				0.00	0.01	0.01	0.9	ENE
1/3/2024 15:04:00				0.00	0.01	0.01	0.8	E
1/3/2024 15:05:00	4.3	8.0	3.7	0.00	0.01	0.00	0.8	ESE
1/3/2024 15:06:00	6.8	6.4	-0.3	0.00	0.00	0.00	0.9	WNW

Date/Time	Average Upwind PM10 ($\mu\text{g}/\text{m}^3$)	Average Downwind PM10 ($\mu\text{g}/\text{m}^3$)	Average Contribution PM10 ($\mu\text{g}/\text{m}^3$)	Average Upwind VOC (ppm)	Average Downwind VOC (ppm)	Average Contribution VOC (ppm)	Wind Speed 15 min Avg	Wind Direction
1/3/2024 15:07:00	8.2	6.2	-2.1	0.00	0.00	0.00	0.9	W
1/3/2024 15:08:00	7.4	7.7	0.3	0.00	0.00	0.00	1.0	NNW
1/3/2024 15:09:00	8.5	7.2	-1.4	0.00	0.01	0.00	1.0	WNW
1/3/2024 15:10:00	7.9	7.8	-0.1	0.00	0.00	0.00	0.9	ESE
1/3/2024 15:11:00	7.5	8.2	0.7	0.00	0.01	0.00	0.9	NE
1/3/2024 15:12:00	7.1	8.8	1.7	0.00	0.01	0.00	0.9	NNE
1/3/2024 15:13:00	8.1	8.5	0.4	0.00	0.01	0.01	1.0	W
1/3/2024 15:14:00	8.7	8.2	-0.5	0.00	0.00	0.00	1.0	WNW
1/3/2024 15:15:00	9.0	8.0	-0.9	0.00	0.00	0.00	1.0	NW
1/3/2024 15:16:00	9.3	7.9	-1.4	0.00	0.00	0.00	1.1	W
1/3/2024 15:17:00	9.4	7.8	-1.7	0.00	0.00	0.00	1.1	WNW
1/3/2024 15:18:00	9.8	7.7	-2.1	0.00	0.00	0.00	1.1	W
1/3/2024 15:19:00	9.5	8.2	-1.2	0.00	0.00	0.00	1.1	E
1/3/2024 15:20:00	9.4	8.5	-0.9	0.00	0.00	0.00	1.1	NNW
1/3/2024 15:21:00	9.1	9.0	-0.1	0.00	0.00	0.00	1.1	SE
1/3/2024 15:22:00	8.7	9.5	0.8	0.00	0.00	0.00	1.1	E
1/3/2024 15:23:00	8.6	9.6	1.0	0.00	0.00	0.00	1.1	NE
1/3/2024 15:24:00	8.8	9.6	0.7	0.00	0.00	0.00	1.1	WNW
1/3/2024 15:25:00	9.5	9.1	-0.4	0.00	0.00	0.00	1.0	WNW
1/3/2024 15:26:00	10.1	8.7	-1.4	0.00	0.00	0.00	1.0	SW
1/3/2024 15:27:00	10.2	8.7	-1.5	0.00	0.00	0.00	1.0	N
1/3/2024 15:28:00	10.1	8.6	-1.6	0.00	0.00	0.00	1.0	SW
1/3/2024 15:29:00	9.5	9.2	-0.3	0.00	0.00	0.00	1.0	NE
1/3/2024 15:30:00	9.0	9.6	0.6	0.00	0.00	0.00	1.0	ESE
1/3/2024 15:31:00	9.0	9.5	0.5	0.00	0.00	0.00	0.9	WNW
1/3/2024 15:32:00	8.6	9.9	1.4	0.00	0.00	0.00	0.9	NE
1/3/2024 15:33:00	13.1	9.8	-3.3	0.00	0.00	0.00	0.9	NW
1/3/2024 15:34:00	32.2	9.1	-23.1	0.00	0.00	0.00	0.9	W
1/3/2024 15:35:00	33.1	8.7	-24.4	0.00	0.00	0.00	1.0	W
1/3/2024 15:36:00	34.7	8.5	-26.2	0.00	0.00	0.00	1.1	WNW
1/3/2024 15:37:00	36.1	8.1	-28.0	0.00	0.00	0.00	1.1	W
1/3/2024 15:38:00	36.8	7.6	-29.3	0.00	0.00	0.00	1.1	WNW

Date/Time	Average Upwind PM10 (µg/m³)	Average Downwind PM10 (µg/m³)	Average Contribution PM10 (µg/m³)	Average Upwind VOC (ppm)	Average Downwind VOC (ppm)	Average Contribution VOC (ppm)	Wind Speed 15 min Avg	Wind Direction
1/3/2024 15:39:00	36.1	8.1	-28.0	0.00	0.00	0.00	1.1	NE
1/3/2024 15:40:00	35.4	8.3	-27.1	0.00	0.00	0.00	1.1	NNW
1/3/2024 15:41:00	34.9	8.2	-26.6	0.00	0.00	0.00	1.2	SSW
1/3/2024 15:42:00	35.0	7.7	-27.3	0.00	0.00	0.00	1.1	WNW
1/3/2024 15:43:00	34.3	7.8	-26.4	0.00	0.00	0.00	1.1	E
1/3/2024 15:44:00	34.2	7.3	-26.9	0.00	0.00	0.00	1.1	E
1/3/2024 15:45:00	34.3	6.7	-27.6	0.00	0.00	0.00	1.1	W
1/3/2024 15:46:00	33.8	6.7	-27.1	0.00	0.00	0.00	1.1	SSE
1/3/2024 15:47:00	33.8	6.3	-27.5	0.00	0.00	0.00	1.1	N
1/3/2024 15:48:00	28.5	6.4	-22.1	0.00	0.00	0.00	1.1	E
1/3/2024 15:49:00	9.4	6.4	-3.0	0.00	0.00	0.00	1.1	ENE
1/3/2024 15:50:00	8.6	6.4	-2.2	0.00	0.00	0.00	1.0	NW
1/3/2024 15:51:00	7.0	6.1	-1.0	0.00	0.00	0.00	0.9	WNW
1/3/2024 15:52:00	5.7	5.9	0.2	0.00	0.00	0.00	1.0	W
1/3/2024 15:53:00	5.1	5.8	0.7	0.00	0.00	0.00	1.0	WNW
1/3/2024 15:54:00	5.2	5.4	0.2	0.00	0.00	0.00	1.1	WNW
1/3/2024 15:55:00	5.3	5.4	0.1	0.00	0.00	0.00	1.0	ESE
1/3/2024 15:56:00	5.2	5.8	0.6	0.00	0.00	0.00	1.0	SSW
1/3/2024 15:57:00	5.2	5.9	0.6	0.00	0.00	0.00	1.0	ESE
1/3/2024 15:58:00	5.4	5.8	0.4	0.00	0.00	0.00	1.0	E
1/3/2024 15:59:00	5.5	5.8	0.3	0.00	0.00	0.00	1.0	E
1/3/2024 16:00:00	5.5	5.9	0.4	0.00	0.00	0.00	0.9	ENE
1/3/2024 16:01:00	5.4	6.0	0.6	0.00	0.00	0.00	1.0	N
1/3/2024 16:02:00	5.5	6.2	0.8	0.00	0.00	0.00	1.0	ENE
1/3/2024 16:03:00	5.5	6.1	0.7	0.00	0.00	0.00	0.9	E
1/3/2024 16:04:00	5.5	6.1	0.6	0.00	0.01	0.01	0.9	E
1/3/2024 16:05:00	5.5	6.5	0.9	0.00	0.01	0.01	0.9	NE
1/3/2024 16:06:00	5.4	6.7	1.3	0.00	0.01	0.01	0.9	ESE
1/3/2024 16:07:00	5.4	7.1	1.7	0.00	0.01	0.01	0.8	E
1/3/2024 16:08:00	5.3	7.5	2.1	0.00	0.01	0.01	0.8	E
1/3/2024 16:09:00	5.2	7.7	2.4	0.00	0.01	0.01	0.8	E
1/3/2024 16:10:00	5.2	7.7	2.5	0.00	0.01	0.01	0.8	ESE

Date/Time	Average Upwind PM10 (µg/m³)	Average Downwind PM10 (µg/m³)	Average Contribution PM10 (µg/m³)	Average Upwind VOC (ppm)	Average Downwind VOC (ppm)	Average Contribution VOC (ppm)	Wind Speed 15 min Avg	Wind Direction
1/3/2024 16:11:00	5.2	7.4	2.3	0.00	0.01	0.01	0.7	ENE
1/3/2024 16:12:00	5.0	7.5	2.5	0.00	0.01	0.01	0.7	ENE
1/3/2024 16:13:00	4.9	7.5	2.6	0.00	0.01	0.01	0.7	ESE
1/3/2024 16:14:00	4.8	7.4	2.6	0.00	0.01	0.01	0.8	NW
1/3/2024 16:15:00	4.8	7.3	2.6	0.00	0.01	0.01	0.8	NNW
1/3/2024 16:16:00	4.8	7.3	2.5	0.00	0.01	0.01	0.8	NE
1/3/2024 16:17:00	4.8	7.0	2.2	0.00	0.01	0.01	0.8	E
1/3/2024 16:18:00	4.8	7.1	2.2	0.00	0.01	0.01	0.8	N
1/3/2024 16:19:00	4.9	7.1	2.1	0.00	0.01	0.01	0.9	W
1/3/2024 16:20:00	5.0	6.8	1.8	0.00	0.01	0.01	0.9	W
1/3/2024 16:21:00	5.1	6.7	1.6	0.00	0.01	0.00	1.1	W
1/3/2024 16:22:00	5.2	6.5	1.3	0.00	0.01	0.00	1.1	W
1/3/2024 16:23:00	5.3	6.4	1.1	0.00	0.01	0.00	1.2	WNW
1/3/2024 16:24:00	5.4	6.3	0.9	0.00	0.00	0.00	1.2	W
1/3/2024 16:25:00	5.4	6.2	0.8	0.00	0.00	0.00	1.2	NW
1/3/2024 16:26:00	5.5	6.1	0.6	0.00	0.00	0.00	1.2	W
1/3/2024 16:27:00	5.5	6.0	0.5	0.00	0.00	0.00	1.2	SE
1/3/2024 16:28:00	5.5	6.0	0.5	0.00	0.00	0.00	1.2	ENE
1/3/2024 16:29:00	5.5	6.1	0.6	0.00	0.00	0.00	1.2	E
1/3/2024 16:30:00	5.6	6.1	0.6	0.00	0.00	0.00	1.2	ESE
1/3/2024 16:31:00	5.6	6.2	0.6	0.00	0.00	0.00	1.2	E
1/3/2024 16:32:00	5.6	6.2	0.5	0.00	0.00	0.00	1.2	NE
1/3/2024 16:33:00	5.6	6.2	0.6	0.00	0.00	0.00	1.1	NE
1/3/2024 16:34:00	5.5	6.6	1.1	0.00	0.00	0.00	1.1	NNE
1/3/2024 16:35:00	5.3	6.4	1.1	0.00	0.00	0.00	1.0	WSW
1/3/2024 16:36:00	5.2	6.2	1.0	0.00	0.01	0.00	0.9	NW
1/3/2024 16:37:00	5.1	6.0	0.9	0.00	0.01	0.00	0.8	WSW
1/3/2024 16:38:00	5.0	5.9	0.9	0.00	0.01	0.00	0.7	NW
1/3/2024 16:39:00	4.9	5.7	0.8	0.00	0.01	0.00	0.8	S
1/3/2024 16:40:00	11.6	5.6	-5.9	0.00	0.01	0.00	0.8	W
1/3/2024 16:41:00	11.5	6.9	-4.6	0.00	0.01	0.00	0.8	NE
1/3/2024 16:42:00	11.4	7.0	-4.4	0.00	0.01	0.00	0.7	ESE

Date/Time	Average Upwind PM10 (µg/m³)	Average Downwind PM10 (µg/m³)	Average Contribution PM10 (µg/m³)	Average Upwind VOC (ppm)	Average Downwind VOC (ppm)	Average Contribution VOC (ppm)	Wind Speed 15 min Avg	Wind Direction
1/3/2024 16:43:00	11.3	7.0	-4.4	0.00	0.01	0.00	0.7	NNE
1/3/2024 16:44:00	11.3	7.0	-4.3	0.00	0.01	0.01	0.8	N
1/3/2024 16:45:00	11.3	7.0	-4.3	0.00	0.01	0.01	0.7	ENE
1/3/2024 16:46:00	11.2	6.8	-4.4	0.00	0.01	0.01	0.7	ENE
1/3/2024 16:47:00	11.1	6.7	-4.4	0.00	0.01	0.00	0.8	ESE
1/3/2024 16:48:00	11.0	6.6	-4.5	0.00	0.01	0.00	0.8	NE
1/3/2024 16:49:00	11.0	6.1	-4.9	0.00	0.01	0.00	0.7	NE
1/3/2024 16:50:00	11.0	6.1	-4.9	0.00	0.01	0.00	0.7	E
1/3/2024 16:51:00	11.0	6.1	-4.9	0.00	0.00	0.00	0.8	E
1/3/2024 16:52:00	10.9	6.0	-4.9	0.00	0.00	0.00	0.8	ESE
1/3/2024 16:53:00	10.9	6.0	-5.0	0.00	0.00	0.00	0.7	E
1/3/2024 16:54:00	10.9	5.9	-5.0	0.00	0.00	0.00	0.7	WSW
1/3/2024 16:55:00	4.2	5.9	1.7	0.00	0.00	0.00	0.7	N
1/3/2024 16:56:00	4.2	4.6	0.4	0.00	0.00	0.00	0.7	NNE
1/3/2024 16:57:00	4.2	4.5	0.2	0.00	0.00	0.00	0.7	WNW
1/3/2024 16:58:00	4.2	4.4	0.2	0.00	0.00	0.00	0.7	NNE
1/3/2024 16:59:00	4.2	4.3	0.0	0.00	0.00	0.00	0.7	ENE
1/3/2024 17:00:00	4.2	4.3	0.1	0.00	0.00	0.00	0.7	W
1/3/2024 17:01:00	4.2	4.4	0.2	0.00	0.00	0.00	0.7	NW
1/3/2024 17:02:00	4.2	4.4	0.2	0.00	0.00	0.00	0.7	W
1/3/2024 17:03:00	4.2	4.4	0.2	0.00	0.00	0.00	0.7	W
1/3/2024 17:04:00	4.2	4.4	0.2	0.00	0.00	0.00	0.7	WSW
1/3/2024 17:05:00	4.2	4.4	0.2	0.00	0.00	0.00	0.7	W
1/3/2024 17:06:00	4.2	4.4	0.2	0.00	0.00	0.00	0.7	W
1/3/2024 17:07:00	4.1	4.4	0.3	0.00	0.00	0.00	0.7	W
1/3/2024 17:08:00	4.1	4.4	0.3	0.00	0.00	0.00	0.7	WSW
1/3/2024 17:09:00	4.1	4.4	0.3	0.00	0.00	0.00	0.7	S
1/3/2024 17:10:00	4.0	4.4	0.4	0.00	0.00	0.00	0.7	NW
1/3/2024 17:11:00	4.0	4.4	0.5	0.00	0.00	0.00	0.7	W
1/3/2024 17:12:00	4.0	4.4	0.4	0.00	0.00	0.00	0.7	W
1/3/2024 17:13:00	4.0	4.4	0.4	0.00	0.00	0.00	0.8	W
1/3/2024 17:14:00	4.0	4.4	0.4	0.00	0.00	0.00	0.8	W

Date/Time	Average Upwind PM10 (µg/m³)	Average Downwind PM10 (µg/m³)	Average Contribution PM10 (µg/m³)	Average Upwind VOC (ppm)	Average Downwind VOC (ppm)	Average Contribution VOC (ppm)	Wind Speed 15 min Avg	Wind Direction
1/3/2024 17:15:00	4.0	4.4	0.4	0.00	0.00	0.00	0.8	WNW
1/3/2024 17:16:00	4.0	4.3	0.3	0.00	0.00	0.00	0.8	W
1/3/2024 17:17:00	4.1	4.2	0.1	0.00	0.00	0.00	0.8	NW
1/3/2024 17:18:00	4.1	4.4	0.3	0.00	0.00	0.00	0.8	SSW
1/3/2024 17:19:00	4.2	4.3	0.1	0.00	0.00	0.00	0.8	NNW
1/3/2024 17:20:00	4.2	4.4	0.1	0.00	0.00	0.00	0.8	WNW
1/3/2024 17:21:00	4.3	4.4	0.1	0.00	0.00	0.00	0.8	ENE
1/3/2024 17:22:00	4.4	4.3	0.0	0.00	0.00	0.00	0.8	WNW
1/3/2024 17:23:00	4.4	4.3	-0.1	0.00	0.00	0.00	0.8	WNW
1/3/2024 17:24:00	4.4	4.3	-0.1	0.00	0.00	0.00	0.8	ESE
1/3/2024 17:25:00	4.4	4.3	-0.1	0.00	0.00	0.00	0.8	ESE
1/3/2024 17:26:00	4.4	4.3	-0.2	0.00	0.00	0.00	0.8	ENE
1/3/2024 17:27:00	4.4	4.2	-0.2	0.00	0.00	0.00	0.7	NNW
1/3/2024 17:28:00	4.4	4.2	-0.2	0.00	0.00	0.00	0.7	WSW
1/3/2024 17:29:00	4.4	4.2	-0.2	0.00	0.00	0.00	0.7	NNE
1/3/2024 17:30:00	4.4	4.2	-0.2	0.00	0.00	0.00	0.7	WNW
1/3/2024 17:31:00	4.4	4.2	-0.2	0.00	0.00	0.00	0.6	NW
1/3/2024 17:32:00	4.3	4.2	-0.2	0.00	0.00	0.00	0.7	WNW
1/3/2024 17:33:00	4.3	4.1	-0.3	0.00	0.00	0.00	0.7	WNW
1/3/2024 17:34:00	4.2	4.1	-0.1	0.00	0.00	0.00	0.7	W
1/3/2024 17:35:00	4.2	4.1	-0.2	0.00	0.00	0.00	0.7	W
1/3/2024 17:36:00	4.2	4.1	-0.2	0.00	0.00	0.00	0.8	W
1/3/2024 17:37:00	4.2	4.1	-0.1	0.00	0.00	0.00	0.9	W
1/3/2024 17:38:00	4.1	4.1	-0.1	0.00	0.00	0.00	0.8	NNW
1/3/2024 17:39:00	4.1	4.0	-0.1	0.00	0.00	0.00	0.8	NW
1/3/2024 17:40:00	4.1	4.0	-0.1	0.00	0.00	0.00	0.8	W
1/3/2024 17:41:00	4.0	4.0	0.0	0.00	0.00	0.00	0.8	WSW
1/3/2024 17:42:00	4.0	4.0	0.0	0.00	0.00	0.00	0.9	W
1/3/2024 17:43:00	4.0	4.1	0.0	0.00	0.00	0.00	0.9	WSW
1/3/2024 17:44:00	4.0	4.1	0.1	0.00	0.00	0.00	0.9	WNW
1/3/2024 17:45:00	4.1	4.2	0.1	0.00	0.00	0.00	0.9	WNW
1/3/2024 17:46:00	4.1	4.2	0.1	0.00	0.00	0.00	0.9	N

Date/Time	Average Upwind PM10 (µg/m³)	Average Downwind PM10 (µg/m³)	Average Contribution PM10 (µg/m³)	Average Upwind VOC (ppm)	Average Downwind VOC (ppm)	Average Contribution VOC (ppm)	Wind Speed 15 min Avg	Wind Direction
1/3/2024 17:47:00	4.2	4.3	0.0	0.00	0.00	0.00	0.9	NE
1/3/2024 17:48:00	4.3	4.3	0.0	0.00	0.00	0.00	0.9	ENE
1/3/2024 17:49:00	4.3	4.3	0.0	0.00	0.00	0.00	0.9	WNW
1/3/2024 17:50:00	4.4	4.4	-0.1	0.00	0.00	0.00	0.8	N
1/3/2024 17:51:00	4.5	4.4	-0.1	0.00	0.00	0.00	0.7	ENE
1/3/2024 17:52:00	4.5	4.4	-0.1	0.00	0.00	0.00	0.7	NW
1/3/2024 17:53:00	4.5	4.5	0.0	0.00	0.00	0.00	0.7	WSW
1/3/2024 17:54:00	4.5	4.5	0.0	0.00	0.00	0.00	0.7	ESE
1/3/2024 17:55:00	4.6	4.5	0.0	0.00	0.00	0.00	0.7	ENE
1/3/2024 17:56:00	4.6	4.5	0.0	0.00	0.00	0.00	0.7	S
1/3/2024 17:57:00	4.6	4.5	-0.1	0.00	0.00	0.00	0.6	E
1/3/2024 17:58:00	4.6	4.5	-0.1	0.00	0.00	0.00	0.6	W
1/3/2024 17:59:00	4.6	4.5	-0.1	0.00	0.00	0.00	0.6	W
1/3/2024 18:00:00	4.5	4.5	-0.1	0.00	0.00	0.00	0.6	WNW
1/3/2024 18:01:00	4.5	4.4	-0.1	0.00	0.00	0.00	0.6	SE
1/3/2024 18:02:00	4.4	4.3	0.0	0.00	0.00	0.00	0.6	ESE
1/3/2024 18:03:00	4.3	4.3	0.0	0.00	0.00	0.00	0.6	W
1/3/2024 18:04:00	4.3	4.3	0.0	0.00	0.00	0.00	0.6	NW
1/3/2024 18:05:00	4.2	4.2	0.1	0.00	0.00	0.00	0.6	W
1/3/2024 18:06:00	4.1	4.2	0.1	0.00	0.00	0.00	0.6	WNW
1/3/2024 18:07:00	4.1	4.2	0.1	0.00	0.00	0.00	0.6	ENE
1/3/2024 18:08:00	4.1	4.1	0.0	0.00	0.00	0.00	0.7	W
1/3/2024 18:09:00	4.1	4.1	0.0	0.00	0.00	0.00	0.7	WNW
1/3/2024 18:10:00	4.0	4.1	0.1	0.00	0.00	0.00	0.7	ESE
1/3/2024 18:11:00	4.1	4.1	0.0	0.00	0.00	0.00	0.7	ESE
1/3/2024 18:12:00	4.1	4.1	0.0	0.00	0.00	0.00	0.7	SE
1/3/2024 18:13:00	4.1	4.0	-0.1	0.00	0.00	0.00	0.7	NE
1/3/2024 18:14:00	4.1	4.0	-0.1	0.00	0.00	0.00	0.7	ESE
1/3/2024 18:15:00	4.1	4.0	-0.1	0.00	0.00	0.00	0.7	WNW
1/3/2024 18:16:00	4.1	4.0	-0.1	0.00	0.00	0.00	0.7	W
1/3/2024 18:17:00	4.1	4.1	-0.1	0.00	0.00	0.00	0.7	WNW
1/3/2024 18:18:00	4.2	4.1	-0.1	0.00	0.00	0.00	0.7	ENE

Date/Time	Average Upwind PM10 (µg/m³)	Average Downwind PM10 (µg/m³)	Average Contribution PM10 (µg/m³)	Average Upwind VOC (ppm)	Average Downwind VOC (ppm)	Average Contribution VOC (ppm)	Wind Speed 15 min Avg	Wind Direction
1/3/2024 18:19:00	4.2	4.1	-0.1	0.00	0.00	0.00	0.8	W
1/3/2024 18:20:00	4.2	4.1	-0.1	0.00	0.00	0.00	0.8	W
1/3/2024 18:21:00	4.2	4.1	-0.1	0.00	0.00	0.00	0.8	NW
1/3/2024 18:22:00	4.2	4.1	-0.1	0.00	0.00	0.00	0.8	NNE
1/3/2024 18:23:00	4.2	4.1	-0.1	0.00	0.00	0.00	0.8	WNW
1/3/2024 18:24:00	4.2	4.1	-0.1	0.00	0.00	0.00	0.8	WNW
1/3/2024 18:25:00	4.2	4.1	-0.1	0.00	0.00	0.00	0.8	WNW
1/3/2024 18:26:00	4.2	4.2	0.0	0.00	0.00	0.00	0.8	W
1/3/2024 18:27:00	4.2	4.2	0.0	0.00	0.00	0.00	0.8	WSW
1/3/2024 18:28:00	4.2	4.3	0.1	0.00	0.00	0.00	0.8	W
1/3/2024 18:29:00	4.2	4.4	0.2	0.00	0.00	0.00	0.9	WNW
1/3/2024 18:30:00	4.3	4.4	0.2	0.00	0.00	0.00	0.9	SE
1/3/2024 18:31:00	4.3	4.5	0.1	0.00	0.00	0.00	0.9	NNW
1/3/2024 18:32:00	4.3	4.5	0.1	0.00	0.00	0.00	0.9	W
1/3/2024 18:33:00	4.3	4.5	0.2	0.00	0.00	0.00	0.9	SSE
1/3/2024 18:34:00	4.3	4.5	0.1	0.00	0.00	0.00	0.9	NW
1/3/2024 18:35:00	4.4	4.5	0.1	0.00	0.00	0.00	0.9	ENE
1/3/2024 18:36:00	4.4	4.5	0.1	0.00	0.00	0.00	0.9	WNW
1/3/2024 18:37:00	4.4	4.5	0.1	0.00	0.00	0.00	0.9	WNW
1/3/2024 18:38:00	4.4	4.5	0.1	0.00	0.00	0.00	0.9	WNW
1/3/2024 18:39:00	4.3	4.5	0.1	0.00	0.00	0.00	0.9	W
1/3/2024 18:40:00	4.3	4.5	0.1	0.00	0.00	0.00	0.9	ESE
1/3/2024 18:41:00	4.3	4.5	0.1	0.00	0.00	0.00	0.9	ENE
1/3/2024 18:42:00	4.3	4.4	0.1	0.00	0.00	0.00	0.9	WNW
1/3/2024 18:43:00	4.3	4.4	0.1	0.00	0.00	0.00	0.8	SW
1/3/2024 18:44:00	4.3	4.4	0.1	0.00	0.00	0.00	0.8	WNW
1/3/2024 18:45:00	4.2	4.3	0.1	0.00	0.00	0.00	0.8	WNW
1/3/2024 18:46:00	4.2	4.3	0.1	0.00	0.00	0.00	0.8	ENE
1/3/2024 18:47:00	4.2	4.2	0.0	0.00	0.00	0.00	0.8	E
1/3/2024 18:48:00	4.2	4.2	0.0	0.00	0.00	0.00	0.8	E
1/3/2024 18:49:00	4.2	4.2	0.1	0.00	0.00	0.00	0.8	ENE
1/3/2024 18:50:00	4.1	4.2	0.1	0.00	0.00	0.00	0.7	W

Date/Time	Average Upwind PM10 (µg/m³)	Average Downwind PM10 (µg/m³)	Average Contribution PM10 (µg/m³)	Average Upwind VOC (ppm)	Average Downwind VOC (ppm)	Average Contribution VOC (ppm)	Wind Speed 15 min Avg	Wind Direction
1/3/2024 18:51:00	4.1	4.2	0.0	0.00	0.00	0.00	0.7	E
1/3/2024 18:52:00	4.2	4.1	0.0	0.00	0.00	0.00	0.7	ESE
1/3/2024 18:53:00	4.1	4.1	0.0	0.00	0.00	0.00	0.7	NNE
1/3/2024 18:54:00	4.2	4.1	0.0	0.00	0.00	0.00	0.6	ESE
1/3/2024 18:55:00	4.2	4.1	0.0	0.00	0.00	0.00	0.6	SE
1/3/2024 18:56:00	4.2	4.2	0.0	0.00	0.00	0.00	0.6	W
1/3/2024 18:57:00				0.00	0.00	0.00	0.6	NE
1/3/2024 18:58:00				0.00	0.00	0.00	0.6	WNW
1/3/2024 18:59:00	3.9	4.0	0.1	0.00	0.00	0.00	0.6	ESE