

**DAILY FIELD REPORT 155**

Prepared By: LANGAN

|                |      |  |       |   |          |   |               |  |       |  |
|----------------|------|--|-------|---|----------|---|---------------|--|-------|--|
| <b>WEATHER</b> | Snow |  | Rain  |   | Overcast | X | Partly Cloudy |  | Sunny |  |
| <b>TEMP.</b>   | < 32 |  | 32-50 | X | 50-70    |   | 70-85         |  | >85   |  |

|                        |         |              |                   |
|------------------------|---------|--------------|-------------------|
| <b>BCP Project No:</b> | C231153 | <b>Date:</b> | December 30, 2023 |
|------------------------|---------|--------------|-------------------|

|                      |   |              |                    |
|----------------------|---|--------------|--------------------|
| <b>Project Name:</b> | Kasser Scrap Metal and Rector Cleaners Site | <b>Time:</b> | 8:30 am to 3:30 pm |
|----------------------|---|--------------|--------------------|

**Consultant:** Langan Engineering, Environmental, Surveying, Landscape Architecture and Geology, D.P.C. (Langan)

**Langan Field Personnel:**  
Olivia Miller (Environmental)

**Construction Manager:** Consigli Construction Co., Inc. (Consigli)

**Foundation Contractor:** Urban Foundation/Engineering (Urban)

**Work Activities Performed:**

- Urban used a jackhammer to remove concrete from existing caissons in the south-central part of waste characterization grid WC03 to prepare for the installation of a mud mat.

**Material Tracking:**

- No soil/fill was exported from the site.
- No material was imported to the site.

| Materials Export Summary |                                      |                     |                                     |                     |                           |                     |                          |                         |
|--------------------------|--------------------------------------|---------------------|-------------------------------------|---------------------|---------------------------|---------------------|--------------------------|-------------------------|
| <b>Facility Name</b>     | <i>Bayshore Soil Management, LLC</i> |                     | <i>Clean Earth of Carteret, LLC</i> |                     | <i>PPark NJ</i>           |                     | <i>Faztec Solutions</i>  |                         |
| <b>Location</b>          | <i>Keasbey, NJ</i>                   |                     | <i>Carteret, NJ</i>                 |                     | <i>Prospect Park, NJ</i>  |                     | <i>Staten Island, NY</i> |                         |
| <b>Type of Waste</b>     | <i>Non-hazardous Soil</i>            |                     | <i>Non-hazardous Soil</i>           |                     | <i>Non-hazardous Soil</i> |                     | <i>C&amp;D</i>           |                         |
| Today                    | Number of Loads                      | Approx. Volume (CY) | Number of Loads                     | Approx. Volume (CY) | Number of Loads           | Approx. Volume (CY) | Number of Loads          | Approximate Volume (CY) |
|                          | 0                                    | 0                   | 0                                   | -                   | 0                         | -                   | 0                        | -                       |
| Total                    | Number of Loads                      | Approx. Volume (CY) | Number of Loads                     | Approx. Volume (CY) | Number of Loads           | Approx. Volume (CY) | Number of Loads          | Approximate Volume (CY) |
|                          | 139                                  | 2,780               | 249                                 | 4,980               | 0                         | -                   | 15                       | 300                     |

| Materials Export Summary |                            |                     |
|--------------------------|----------------------------|---------------------|
| <b>Facility Name</b>     | <i>Dale Transfer Corp.</i> |                     |
| <b>Location</b>          | <i>West Babylon, NY</i>    |                     |
| <b>Type of Waste</b>     | <i>Concrete</i>            |                     |
| Today                    | Number of Loads            | Approx. Volume (CY) |
|                          | 0                          | -                   |
| Total                    | Number of Loads            | Approx. Volume (CY) |
|                          | 2                          | 40                  |

| Materials Import Summary |   |                     |   |                     |
|--------------------------|---|---------------------|---|---------------------|
| <b>Facility Name</b>     | <i>Greenpoint Quarry / North Shore Terminal</i> |                     | <i>Stavola Bound Brook / North Shore Terminal</i> |                     |
| <b>Location</b>          | <i>Staten Island, NY</i>                        |                     | <i>Staten Island, NY</i>                          |                     |
| <b>Type of Material</b>  | <i>ASTM #57 0.75-inch Stone</i>                 |                     | <i>ASTM #2 2.5-inch Stone</i>                     |                     |
| Today                    | Number of Loads                                 | Approx. Volume (CY) | Number of Loads                                   | Approx. Volume (CY) |
|                          | 0   | -                   | 0   | -                   |
| Total                    | Number of Loads                                 | Approx. Volume (CY) | Number of Loads                                   | Approx. Volume (CY) |
|                          | 4   | 80                  | 3   | 60                  |

**Samples Collected:**

- No samples were collected.

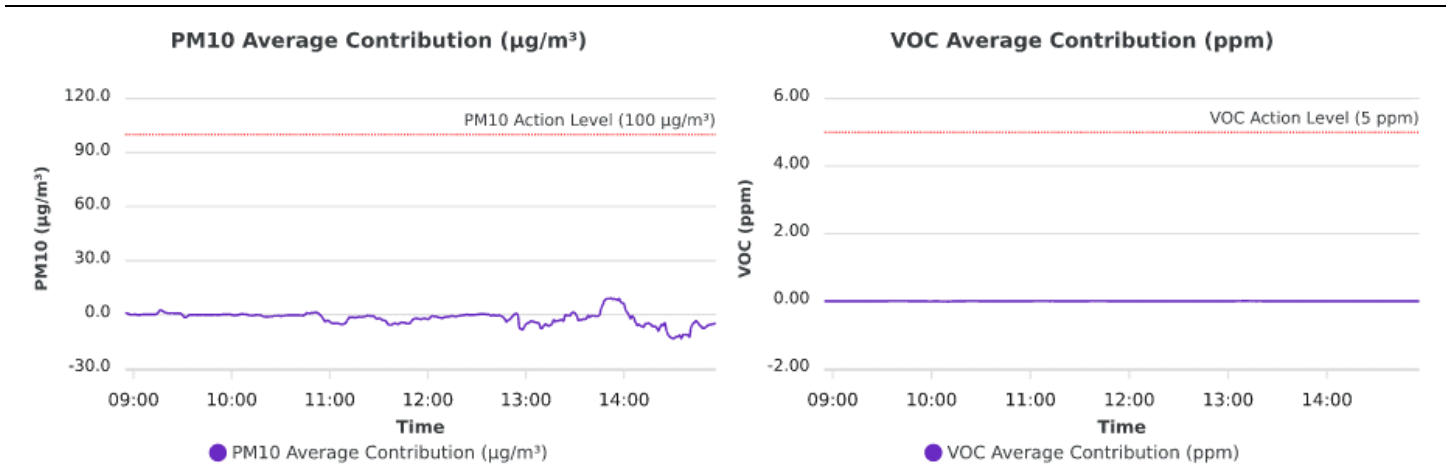
**Air Monitoring:**

The 15-minute average site contributions for particulates and volatile organic compounds (VOCs) are calculated by subtracting the upwind readings from the downwind readings. A true action level exceedance is realized when this net result exceeds 100  $\mu\text{g}/\text{m}^3$  for particulates and 5 ppm for organic vapors. No particulates (PM10) or organic vapors exceeded the 15-minute average site contribution action level of 100  $\mu\text{g}/\text{m}^3$  or 5 ppm, respectively, on this day.

| Particulate Monitoring ( $\mu\text{g}/\text{m}^3$ ) |       | Organic Vapor Monitoring (ppm)          |       |
|---|-------|---|-------|
| Daily Background                                    | 3.3   | Daily Background                        | 0.00  |
| PM10 Average Site Contribution (Minimum)            | -13.2 | VOC Average Site Contribution (Minimum) | -0.01 |
| PM10 Average Site Contribution (Maximum)            | 9.2   | VOC Average Site Contribution (Maximum) | 0.01  |

$\mu\text{g}/\text{m}^3$ : micrograms per cubic meter.

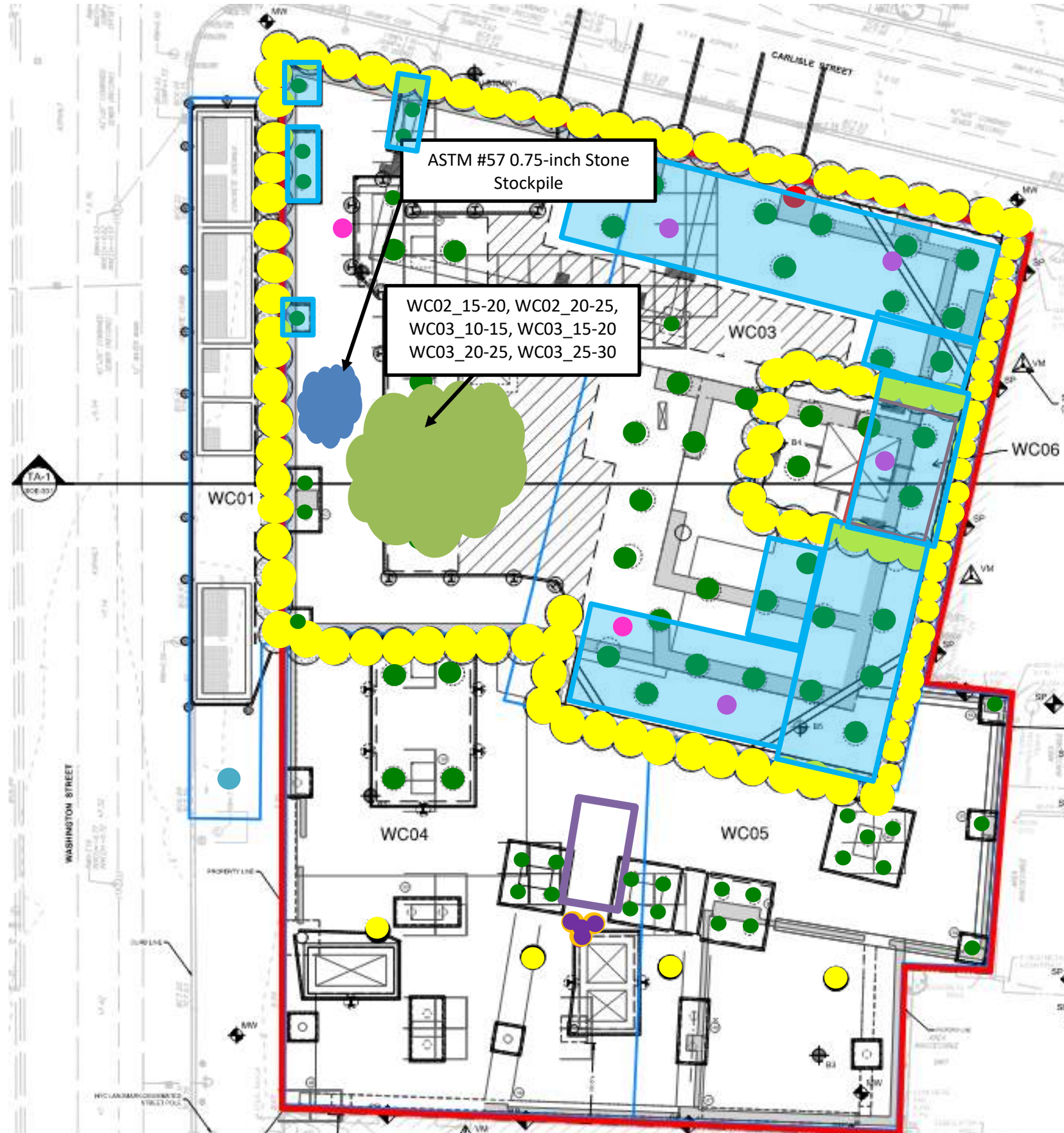
ppm: parts per million.



**Planned Activities:**

- Urban will continue excavation throughout the site to assist in the advancement of caissons, soldier piles and installation of the foundation mat.

**SITE PLAN**



- Site Boundary**
- Waste Characterization Grid Boundary**
- **CAMP station 1**
- **CAMP station 2**
- **Stockpile - Soil (no impacts)**
- **Stockpile - C&D**
- **Stockpile - Timber Piles**
- Approximate Location of Excavation**
- Approximate Area of Grading**
- Approximate Backfill Location**
- **Completed Soil-Mix Column**
- **Completed Caisson Casing**
- **Completed Caisson**
- **Reinstalled Soil-Mix Column as part of the In-Situ Stabilization of NAPL-contaminated Soil**
- **Soil-Mix Core Advanced**
- **Documentation Endpoint Sample**
- Completed Waterproofing Installation**
- Approximate Location of the Former UST**

**Note:** Waste characterization grid areas were developed by PT Consultants and Urban and is shown on this site plan for reference only.

### Photo Log

**Photo 1:** General view of the northeastern part of the site (facing southeast).



**Photo 2:** View of Urban using a jackhammer to remove concrete from existing caissons in the central-southern side of the excavation area (facing east).



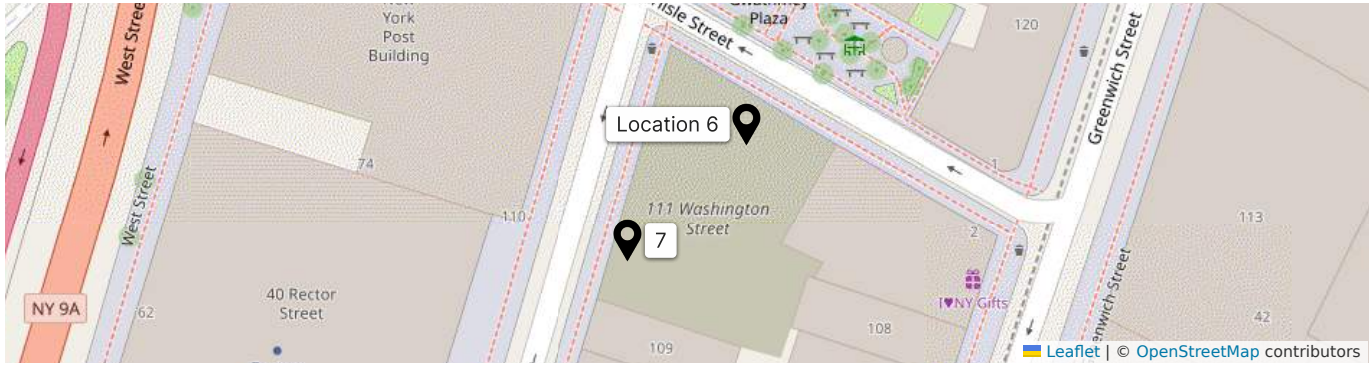
**Photo 3:** View of the site entrance/exit on the corner of Carlisle Street and Washington Street at the end of the workday (facing southwest).



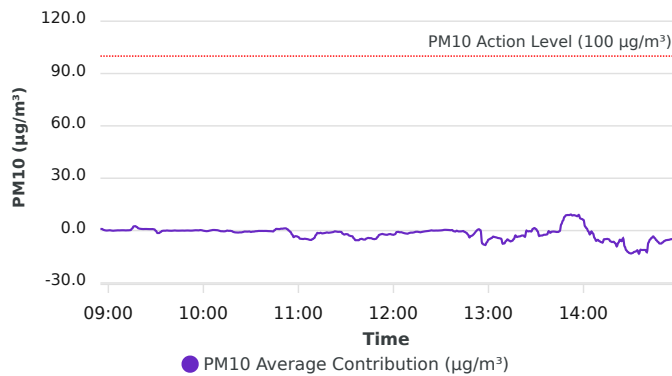
|                          |                              |                                      |                                |
|--------------------------|------------------------------|--------------------------------------|--------------------------------|
| <b>LANGAN</b>            | <b>Air Monitoring Report</b> | <b>170695201 - 111 Washington St</b> |                                |
|                          |                              | <b>Report Period</b>                 |                                |
|                          |                              | <b>From:</b>                         | 12/30/2023 06:00               |
|                          |                              | <b>To:</b>                           | 12/30/2023 19:00               |
|                          |                              | <b>PM10 Action Level:</b>            | 100.0 $\mu\text{g}/\text{m}^3$ |
| <b>VOC Action Level:</b> | 5.00 ppm                     |                                      |                                |

|                                    |                        |                                  |
|------------------------------------|------------------------|----------------------------------|
| <b>Daily Environmental Summary</b> | <b>Windspeed (mph)</b> | <b>Prevailing wind direction</b> |
| 12/30/2023                         | 0.3-1.9                | ESE                              |

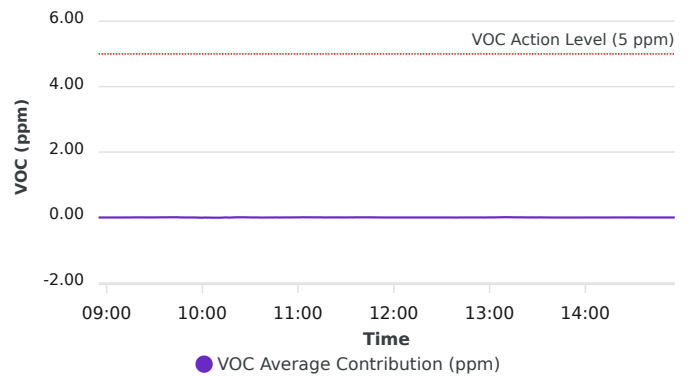
|  |   |             |                  |             |
|--|---|-------------|------------------|-------------|
| <b>Daily Monitoring Summary</b>                    | <b>PM10 (<math>\mu\text{g}/\text{m}^3</math>)</b> | <b>Time</b> | <b>VOC (ppm)</b> | <b>Time</b> |
| <b>Min Contribution (15 min avg.) - 12/30/2023</b> | -13.2   | 14:35       | -0.01            | 10:00       |
| <b>Max Contribution (15 min avg.) - 12/30/2023</b> | 9.2   | 13:52       | 0.01             | 13:09       |



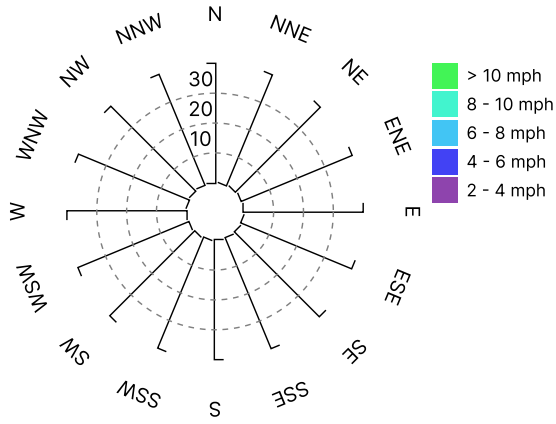
**PM10 Average Contribution ( $\mu\text{g}/\text{m}^3$ )**



**VOC Average Contribution (ppm)**



Contribution wind rose (mph)





| Date/Time           | Average Upwind PM10 (µg/m³) | Average Downwind PM10 (µg/m³) | Average Contribution PM10 (µg/m³) | Average Upwind VOC (ppm) | Average Downwind VOC (ppm) | Average Contribution VOC (ppm) | Wind Speed 15 min Avg | Wind Direction |
|---------------------|-----------------------------|-------------------------------|-----------------------------------|--------------------------|----------------------------|--------------------------------|-----------------------|----------------|
| 12/30/2023 08:55:00 | 3.3                         | 4.2                           | 0.9                               | 0.00                     | 0.00                       | 0.00                           | 0.7                   | ESE            |
| 12/30/2023 08:56:00 | 3.1                         | 4.0                           | 0.9                               | 0.00                     | 0.00                       | 0.00                           | 0.7                   | SE             |
| 12/30/2023 08:57:00 | 3.3                         | 3.6                           | 0.4                               | 0.00                     | 0.00                       | 0.00                           | 0.6                   | SSE            |
| 12/30/2023 08:58:00 | 3.3                         | 3.4                           | 0.1                               | 0.00                     | 0.00                       | 0.00                           | 0.6                   | W              |
| 12/30/2023 08:59:00 | 3.3                         | 3.3                           | 0.0                               | 0.00                     | 0.00                       | 0.00                           | 0.6                   | SSE            |
| 12/30/2023 09:00:00 | 3.2                         | 3.3                           | 0.1                               | 0.00                     | 0.00                       | 0.00                           | 0.6                   | SE             |
| 12/30/2023 09:01:00 | 3.1                         | 3.3                           | 0.2                               | 0.00                     | 0.00                       | 0.00                           | 0.6                   | E              |
| 12/30/2023 09:02:00 | 3.1                         | 3.2                           | 0.0                               | 0.00                     | 0.00                       | 0.00                           | 0.7                   | SSE            |
| 12/30/2023 09:03:00 | 3.2                         | 3.1                           | -0.1                              | 0.00                     | 0.00                       | 0.00                           | 0.6                   | SSE            |
| 12/30/2023 09:04:00 | 3.1                         | 3.1                           | 0.0                               | 0.00                     | 0.00                       | 0.00                           | 0.6                   | E              |
| 12/30/2023 09:05:00 | 3.1                         | 3.1                           | 0.1                               | 0.00                     | 0.00                       | 0.00                           | 0.7                   | E              |
| 12/30/2023 09:06:00 | 3.0                         | 3.2                           | 0.1                               | 0.00                     | 0.00                       | 0.00                           | 0.7                   | E              |
| 12/30/2023 09:07:00 | 3.0                         | 3.1                           | 0.1                               | 0.00                     | 0.00                       | 0.00                           | 0.7                   | W              |
| 12/30/2023 09:08:00 | 3.0                         | 3.2                           | 0.2                               | 0.00                     | 0.00                       | 0.00                           | 0.7                   | W              |
| 12/30/2023 09:09:00 | 3.0                         | 3.1                           | 0.2                               | 0.00                     | 0.00                       | 0.00                           | 0.7                   | S              |
| 12/30/2023 09:10:00 | 2.9                         | 3.1                           | 0.2                               | 0.00                     | 0.00                       | 0.00                           | 0.7                   | E              |
| 12/30/2023 09:11:00 | 2.9                         | 3.0                           | 0.1                               | 0.00                     | 0.00                       | 0.00                           | 0.7                   | NE             |
| 12/30/2023 09:12:00 | 2.8                         | 3.0                           | 0.1                               | 0.00                     | 0.00                       | 0.00                           | 0.7                   | SE             |
| 12/30/2023 09:13:00 | 2.8                         | 3.0                           | 0.2                               | 0.00                     | 0.00                       | 0.00                           | 0.7                   | ENE            |
| 12/30/2023 09:14:00 | 2.7                         | 3.0                           | 0.3                               | 0.00                     | 0.00                       | 0.00                           | 0.7                   | SSW            |
| 12/30/2023 09:15:00 | 2.7                         | 3.9                           | 1.1                               | 0.00                     | 0.00                       | 0.00                           | 0.7                   | SE             |
| 12/30/2023 09:16:00 | 2.7                         | 5.1                           | 2.4                               | 0.00                     | 0.00                       | 0.00                           | 0.7                   | E              |
| 12/30/2023 09:17:00 | 2.7                         | 5.2                           | 2.5                               | 0.00                     | 0.00                       | 0.00                           | 0.7                   | E              |
| 12/30/2023 09:18:00 | 3.3                         | 5.3                           | 2.0                               | 0.00                     | 0.00                       | 0.00                           | 0.7                   | W              |
| 12/30/2023 09:19:00 | 4.0                         | 5.3                           | 1.3                               | 0.00                     | 0.00                       | 0.00                           | 0.7                   | WSW            |
| 12/30/2023 09:20:00 | 4.3                         | 5.3                           | 1.0                               | 0.00                     | 0.00                       | 0.00                           | 0.6                   | SW             |
| 12/30/2023 09:21:00 | 4.4                         | 5.3                           | 0.9                               | 0.00                     | 0.01                       | 0.00                           | 0.7                   | E              |
| 12/30/2023 09:22:00 | 4.4                         | 5.2                           | 0.9                               | 0.00                     | 0.01                       | 0.00                           | 0.6                   | ESE            |
| 12/30/2023 09:23:00 | 4.3                         | 5.2                           | 0.9                               | 0.00                     | 0.01                       | 0.00                           | 0.6                   | SSW            |
| 12/30/2023 09:24:00 | 4.3                         | 5.2                           | 0.9                               | 0.00                     | 0.01                       | 0.00                           | 0.6                   | SSW            |
| 12/30/2023 09:25:00 | 4.3                         | 5.2                           | 0.9                               | 0.00                     | 0.01                       | 0.00                           | 0.6                   | E              |
| 12/30/2023 09:26:00 | 4.3                         | 5.2                           | 0.8                               | 0.00                     | 0.01                       | 0.00                           | 0.7                   | SSW            |

| Date/Time           | Average Upwind PM10 (µg/m³) | Average Downwind PM10 (µg/m³) | Average Contribution PM10 (µg/m³) | Average Upwind VOC (ppm) | Average Downwind VOC (ppm) | Average Contribution VOC (ppm) | Wind Speed 15 min Avg | Wind Direction |
|---------------------|-----------------------------|-------------------------------|-----------------------------------|--------------------------|----------------------------|--------------------------------|-----------------------|----------------|
| 12/30/2023 09:27:00 | 4.3                         | 5.2                           | 0.8                               | 0.00                     | 0.01                       | 0.00                           | 0.7                   | ESE            |
| 12/30/2023 09:28:00 | 4.4                         | 5.2                           | 0.9                               | 0.00                     | 0.01                       | 0.00                           | 0.7                   | NE             |
| 12/30/2023 09:29:00 | 4.5                         | 5.2                           | 0.7                               | 0.00                     | 0.01                       | 0.00                           | 0.7                   | WSW            |
| 12/30/2023 09:30:00 | 4.5                         | 4.4                           | -0.1                              | 0.00                     | 0.01                       | 0.00                           | 0.7                   | ENE            |
| 12/30/2023 09:31:00 | 4.5                         | 3.1                           | -1.4                              | 0.00                     | 0.01                       | 0.00                           | 0.7                   | ESE            |
| 12/30/2023 09:32:00 | 4.5                         | 3.1                           | -1.4                              | 0.00                     | 0.01                       | 0.00                           | 0.7                   | NNE            |
| 12/30/2023 09:33:00 | 3.9                         | 3.1                           | -0.8                              | 0.00                     | 0.01                       | 0.00                           | 0.7                   | ENE            |
| 12/30/2023 09:34:00 | 3.1                         | 3.0                           | -0.2                              | 0.00                     | 0.01                       | 0.01                           | 0.7                   | ESE            |
| 12/30/2023 09:35:00 | 2.9                         | 2.9                           | -0.1                              | 0.00                     | 0.01                       | 0.01                           | 0.7                   | E              |
| 12/30/2023 09:36:00 | 2.9                         | 2.8                           | -0.1                              | 0.00                     | 0.01                       | 0.01                           | 0.6                   | ESE            |
| 12/30/2023 09:37:00 | 2.9                         | 3.0                           | 0.1                               | 0.00                     | 0.01                       | 0.01                           | 0.6                   | SSE            |
| 12/30/2023 09:38:00 | 3.0                         | 3.0                           | -0.1                              | 0.00                     | 0.01                       | 0.01                           | 0.6                   | SSW            |
| 12/30/2023 09:39:00 | 3.1                         | 3.0                           | -0.1                              | 0.00                     | 0.01                       | 0.01                           | 0.7                   | E              |
| 12/30/2023 09:40:00 | 3.1                         | 3.0                           | -0.1                              | 0.00                     | 0.01                       | 0.01                           | 0.7                   | E              |
| 12/30/2023 09:41:00 | 3.1                         | 3.0                           | 0.0                               | 0.00                     | 0.01                       | 0.01                           | 0.6                   | W              |
| 12/30/2023 09:42:00 | 3.1                         | 3.2                           | 0.1                               | 0.00                     | 0.01                       | 0.01                           | 0.6                   | E              |
| 12/30/2023 09:43:00 | 3.1                         | 3.1                           | 0.0                               | 0.00                     | 0.01                       | 0.01                           | 0.6                   | E              |
| 12/30/2023 09:44:00 | 3.1                         | 3.0                           | -0.1                              | 0.00                     | 0.01                       | 0.01                           | 0.6                   | ENE            |
| 12/30/2023 09:45:00 | 3.1                         | 3.0                           | 0.0                               | 0.00                     | 0.01                       | 0.01                           | 0.6                   | SW             |
| 12/30/2023 09:46:00 | 3.0                         | 3.0                           | 0.0                               | 0.00                     | 0.01                       | 0.00                           | 0.6                   | SSE            |
| 12/30/2023 09:47:00 | 3.0                         | 3.0                           | 0.0                               | 0.01                     | 0.01                       | 0.00                           | 0.7                   | SW             |
| 12/30/2023 09:48:00 | 3.0                         | 3.0                           | 0.0                               | 0.01                     | 0.01                       | 0.00                           | 0.7                   | SE             |
| 12/30/2023 09:49:00 | 3.0                         | 3.1                           | 0.0                               | 0.01                     | 0.01                       | 0.00                           | 0.7                   | WNW            |
| 12/30/2023 09:50:00 | 3.0                         | 3.0                           | 0.1                               | 0.01                     | 0.01                       | 0.00                           | 0.7                   | SE             |
| 12/30/2023 09:51:00 | 3.0                         | 3.0                           | 0.0                               | 0.01                     | 0.01                       | 0.00                           | 0.7                   | E              |
| 12/30/2023 09:52:00 | 3.0                         | 2.9                           | 0.0                               | 0.01                     | 0.01                       | 0.00                           | 0.7                   | SW             |
| 12/30/2023 09:53:00 | 3.0                         | 3.0                           | 0.0                               | 0.01                     | 0.01                       | 0.00                           | 0.7                   | E              |
| 12/30/2023 09:54:00 | 3.1                         | 3.2                           | 0.1                               | 0.01                     | 0.01                       | 0.00                           | 0.7                   | ENE            |
| 12/30/2023 09:55:00 | 3.0                         | 3.2                           | 0.2                               | 0.01                     | 0.01                       | 0.00                           | 0.7                   | W              |
| 12/30/2023 09:56:00 | 3.0                         | 3.2                           | 0.2                               | 0.01                     | 0.01                       | 0.00                           | 0.7                   | WSW            |
| 12/30/2023 09:57:00 | 2.9                         | 3.0                           | 0.1                               | 0.01                     | 0.01                       | 0.00                           | 0.7                   | SSW            |
| 12/30/2023 09:58:00 | 2.8                         | 3.0                           | 0.3                               | 0.01                     | 0.00                       | 0.00                           | 0.7                   | SW             |

| Date/Time           | Average Upwind PM10 (µg/m³) | Average Downwind PM10 (µg/m³) | Average Contribution PM10 (µg/m³) | Average Upwind VOC (ppm) | Average Downwind VOC (ppm) | Average Contribution VOC (ppm) | Wind Speed 15 min Avg | Wind Direction |
|---------------------|-----------------------------|-------------------------------|-----------------------------------|--------------------------|----------------------------|--------------------------------|-----------------------|----------------|
| 12/30/2023 09:59:00 | 2.9                         | 3.1                           | 0.2                               | 0.01                     | 0.00                       | -0.01                          | 0.6                   | SW             |
| 12/30/2023 10:00:00 | 3.2                         | 3.1                           | -0.1                              | 0.01                     | 0.00                       | -0.01                          | 0.6                   | S              |
| 12/30/2023 10:01:00 | 3.3                         | 3.1                           | -0.2                              | 0.01                     | 0.01                       | 0.00                           | 0.6                   | ESE            |
| 12/30/2023 10:02:00 | 3.4                         | 3.0                           | -0.3                              | 0.01                     | 0.01                       | 0.00                           | 0.7                   | E              |
| 12/30/2023 10:03:00 | 3.3                         | 3.1                           | -0.3                              | 0.01                     | 0.01                       | 0.00                           | 0.7                   | SW             |
| 12/30/2023 10:04:00 | 3.4                         | 3.4                           | 0.0                               | 0.01                     | 0.01                       | 0.00                           | 0.7                   | WSW            |
| 12/30/2023 10:05:00 | 3.5                         | 3.7                           | 0.2                               | 0.01                     | 0.01                       | 0.00                           | 0.8                   | SSE            |
| 12/30/2023 10:06:00 | 3.7                         | 4.0                           | 0.3                               | 0.01                     | 0.01                       | -0.01                          | 0.8                   | SW             |
| 12/30/2023 10:07:00 | 3.8                         | 4.2                           | 0.3                               | 0.01                     | 0.01                       | -0.01                          | 0.8                   | SSE            |
| 12/30/2023 10:08:00 | 3.9                         | 4.2                           | 0.3                               | 0.01                     | 0.01                       | -0.01                          | 0.8                   | E              |
| 12/30/2023 10:09:00 | 3.9                         | 4.1                           | 0.2                               | 0.01                     | 0.01                       | -0.01                          | 0.8                   | WSW            |
| 12/30/2023 10:10:00 | 4.2                         | 4.1                           | -0.1                              | 0.01                     | 0.01                       | -0.01                          | 0.8                   | WSW            |
| 12/30/2023 10:11:00 | 4.6                         | 4.2                           | -0.4                              | 0.01                     | 0.01                       | -0.01                          | 0.8                   | SW             |
| 12/30/2023 10:12:00 | 4.7                         | 4.3                           | -0.4                              | 0.01                     | 0.01                       | -0.01                          | 0.8                   | ESE            |
| 12/30/2023 10:13:00 | 4.8                         | 4.3                           | -0.5                              | 0.01                     | 0.01                       | 0.00                           | 0.8                   | ENE            |
| 12/30/2023 10:14:00 | 4.7                         | 4.4                           | -0.3                              | 0.01                     | 0.01                       | 0.00                           | 0.8                   | ESE            |
| 12/30/2023 10:15:00 | 4.5                         | 4.5                           | 0.0                               | 0.01                     | 0.01                       | 0.00                           | 0.8                   | WSW            |
| 12/30/2023 10:16:00 | 4.6                         | 4.5                           | -0.2                              | 0.01                     | 0.01                       | 0.00                           | 0.8                   | SE             |
| 12/30/2023 10:17:00 | 4.7                         | 4.5                           | -0.1                              | 0.01                     | 0.01                       | 0.00                           | 0.8                   | ESE            |
| 12/30/2023 10:18:00 | 4.8                         | 4.5                           | -0.3                              | 0.01                     | 0.01                       | 0.00                           | 0.8                   | ESE            |
| 12/30/2023 10:19:00 | 5.0                         | 4.2                           | -0.8                              | 0.01                     | 0.01                       | 0.00                           | 0.8                   | ESE            |
| 12/30/2023 10:20:00 | 5.0                         | 3.9                           | -1.0                              | 0.01                     | 0.01                       | 0.00                           | 0.7                   | E              |
| 12/30/2023 10:21:00 | 4.9                         | 3.8                           | -1.1                              | 0.01                     | 0.01                       | 0.01                           | 0.8                   | E              |
| 12/30/2023 10:22:00 | 4.8                         | 3.6                           | -1.1                              | 0.00                     | 0.01                       | 0.01                           | 0.8                   | ENE            |
| 12/30/2023 10:23:00 | 4.6                         | 3.6                           | -1.0                              | 0.00                     | 0.01                       | 0.01                           | 0.8                   | ESE            |
| 12/30/2023 10:24:00 | 4.6                         | 3.6                           | -1.0                              | 0.00                     | 0.01                       | 0.01                           | 0.8                   | SW             |
| 12/30/2023 10:25:00 | 4.4                         | 3.6                           | -0.8                              | 0.00                     | 0.01                       | 0.01                           | 0.8                   | SW             |
| 12/30/2023 10:26:00 | 4.1                         | 3.6                           | -0.6                              | 0.00                     | 0.01                       | 0.01                           | 0.8                   | E              |
| 12/30/2023 10:27:00 | 4.1                         | 3.5                           | -0.6                              | 0.00                     | 0.01                       | 0.01                           | 0.8                   | W              |
| 12/30/2023 10:28:00 | 4.1                         | 3.5                           | -0.6                              | 0.00                     | 0.01                       | 0.01                           | 0.8                   | E              |
| 12/30/2023 10:29:00 | 4.1                         | 3.6                           | -0.5                              | 0.01                     | 0.01                       | 0.00                           | 0.8                   | S              |
| 12/30/2023 10:30:00 | 4.3                         | 3.5                           | -0.8                              | 0.00                     | 0.01                       | 0.00                           | 0.8                   | SSE            |

| Date/Time           | Average Upwind PM10 (µg/m³) | Average Downwind PM10 (µg/m³) | Average Contribution PM10 (µg/m³) | Average Upwind VOC (ppm) | Average Downwind VOC (ppm) | Average Contribution VOC (ppm) | Wind Speed 15 min Avg | Wind Direction |
|---------------------|-----------------------------|-------------------------------|-----------------------------------|--------------------------|----------------------------|--------------------------------|-----------------------|----------------|
| 12/30/2023 10:31:00 | 4.2                         | 3.6                           | -0.6                              | 0.01                     | 0.01                       | 0.00                           | 0.9                   | SSE            |
| 12/30/2023 10:32:00 | 4.2                         | 3.6                           | -0.6                              | 0.01                     | 0.01                       | 0.00                           | 0.8                   | E              |
| 12/30/2023 10:33:00 | 4.1                         | 3.8                           | -0.4                              | 0.01                     | 0.01                       | 0.00                           | 0.9                   | E              |
| 12/30/2023 10:34:00 | 4.2                         | 3.9                           | -0.3                              | 0.01                     | 0.01                       | 0.00                           | 0.9                   | E              |
| 12/30/2023 10:35:00 | 4.2                         | 4.0                           | -0.2                              | 0.01                     | 0.01                       | 0.00                           | 0.9                   | W              |
| 12/30/2023 10:36:00 | 4.2                         | 4.0                           | -0.2                              | 0.01                     | 0.01                       | 0.00                           | 0.9                   | WSW            |
| 12/30/2023 10:37:00 | 4.3                         | 4.1                           | -0.2                              | 0.01                     | 0.01                       | 0.00                           | 0.9                   | WSW            |
| 12/30/2023 10:38:00 | 4.3                         | 4.1                           | -0.2                              | 0.01                     | 0.01                       | 0.00                           | 0.9                   | E              |
| 12/30/2023 10:39:00 | 4.3                         | 4.1                           | -0.2                              | 0.01                     | 0.01                       | 0.00                           | 0.9                   | SE             |
| 12/30/2023 10:40:00 | 4.3                         | 4.1                           | -0.2                              | 0.01                     | 0.01                       | 0.00                           | 0.9                   | W              |
| 12/30/2023 10:41:00 | 4.3                         | 4.0                           | -0.3                              | 0.01                     | 0.01                       | 0.00                           | 0.9                   | E              |
| 12/30/2023 10:42:00 | 4.5                         | 4.2                           | -0.3                              | 0.01                     | 0.01                       | 0.00                           | 0.8                   | SE             |
| 12/30/2023 10:43:00 | 4.7                         | 4.3                           | -0.4                              | 0.01                     | 0.01                       | 0.00                           | 0.9                   | NE             |
| 12/30/2023 10:44:00 | 4.8                         | 4.3                           | -0.5                              | 0.01                     | 0.01                       | 0.00                           | 0.9                   | W              |
| 12/30/2023 10:45:00 | 4.8                         | 5.0                           | 0.3                               | 0.01                     | 0.01                       | 0.00                           | 0.9                   | ENE            |
| 12/30/2023 10:46:00 | 4.7                         | 5.7                           | 1.0                               | 0.00                     | 0.01                       | 0.00                           | 0.9                   | E              |
| 12/30/2023 10:47:00 | 4.8                         | 5.7                           | 0.9                               | 0.01                     | 0.01                       | 0.00                           | 0.9                   | SW             |
| 12/30/2023 10:48:00 | 4.8                         | 5.7                           | 0.8                               | 0.01                     | 0.01                       | 0.00                           | 0.9                   | SW             |
| 12/30/2023 10:49:00 | 4.6                         | 5.7                           | 1.1                               | 0.01                     | 0.01                       | 0.00                           | 0.9                   | ESE            |
| 12/30/2023 10:50:00 | 4.6                         | 5.7                           | 1.1                               | 0.01                     | 0.01                       | 0.00                           | 0.9                   | SE             |
| 12/30/2023 10:51:00 | 4.5                         | 5.8                           | 1.3                               | 0.00                     | 0.01                       | 0.00                           | 0.9                   | E              |
| 12/30/2023 10:52:00 | 4.5                         | 5.8                           | 1.3                               | 0.00                     | 0.01                       | 0.00                           | 0.9                   | ESE            |
| 12/30/2023 10:53:00 | 5.0                         | 5.8                           | 0.8                               | 0.00                     | 0.01                       | 0.00                           | 0.9                   | ESE            |
| 12/30/2023 10:54:00 | 5.8                         | 5.8                           | 0.0                               | 0.00                     | 0.01                       | 0.00                           | 0.9                   | ESE            |
| 12/30/2023 10:55:00 | 6.7                         | 5.9                           | -0.8                              | 0.00                     | 0.01                       | 0.00                           | 0.9                   | ESE            |
| 12/30/2023 10:56:00 | 8.2                         | 6.0                           | -2.3                              | 0.00                     | 0.01                       | 0.00                           | 0.9                   | NE             |
| 12/30/2023 10:57:00 | 9.7                         | 5.9                           | -3.7                              | 0.00                     | 0.01                       | 0.00                           | 0.9                   | SE             |
| 12/30/2023 10:58:00 | 9.6                         | 6.3                           | -3.2                              | 0.00                     | 0.01                       | 0.00                           | 0.9                   | SSW            |
| 12/30/2023 10:59:00 | 9.6                         | 6.3                           | -3.3                              | 0.00                     | 0.01                       | 0.00                           | 0.9                   | SE             |
| 12/30/2023 11:00:00 | 9.7                         | 6.0                           | -3.7                              | 0.00                     | 0.01                       | 0.00                           | 0.9                   | NE             |
| 12/30/2023 11:01:00 | 10.0                        | 5.4                           | -4.7                              | 0.00                     | 0.01                       | 0.00                           | 0.9                   | E              |
| 12/30/2023 11:02:00 | 10.1                        | 5.3                           | -4.8                              | 0.00                     | 0.01                       | 0.01                           | 0.8                   | E              |

| Date/Time           | Average Upwind PM10 (µg/m³) | Average Downwind PM10 (µg/m³) | Average Contribution PM10 (µg/m³) | Average Upwind VOC (ppm) | Average Downwind VOC (ppm) | Average Contribution VOC (ppm) | Wind Speed 15 min Avg | Wind Direction |
|---------------------|-----------------------------|-------------------------------|-----------------------------------|--------------------------|----------------------------|--------------------------------|-----------------------|----------------|
| 12/30/2023 11:03:00 | 10.1                        | 5.3                           | -4.8                              | 0.00                     | 0.01                       | 0.01                           | 0.8                   | SE             |
| 12/30/2023 11:04:00 | 10.1                        | 5.5                           | -4.7                              | 0.00                     | 0.01                       | 0.01                           | 0.8                   | WSW            |
| 12/30/2023 11:05:00 | 10.2                        | 5.4                           | -4.8                              | 0.00                     | 0.01                       | 0.01                           | 0.9                   | E              |
| 12/30/2023 11:06:00 | 10.2                        | 5.3                           | -5.0                              | 0.00                     | 0.01                       | 0.01                           | 0.9                   | E              |
| 12/30/2023 11:07:00 | 10.5                        | 5.3                           | -5.3                              | 0.00                     | 0.01                       | 0.01                           | 0.9                   | E              |
| 12/30/2023 11:08:00 | 10.7                        | 5.3                           | -5.4                              | 0.00                     | 0.01                       | 0.01                           | 0.9                   | ESE            |
| 12/30/2023 11:09:00 | 10.2                        | 5.3                           | -4.9                              | 0.00                     | 0.01                       | 0.01                           | 0.9                   | E              |
| 12/30/2023 11:10:00 | 9.6                         | 5.4                           | -4.3                              | 0.00                     | 0.01                       | 0.01                           | 1.0                   | E              |
| 12/30/2023 11:11:00 | 8.2                         | 5.7                           | -2.6                              | 0.00                     | 0.01                       | 0.01                           | 1.0                   | ESE            |
| 12/30/2023 11:12:00 | 7.0                         | 5.6                           | -1.3                              | 0.00                     | 0.01                       | 0.00                           | 0.9                   | SW             |
| 12/30/2023 11:13:00 | 7.0                         | 5.4                           | -1.6                              | 0.00                     | 0.01                       | 0.01                           | 1.0                   | E              |
| 12/30/2023 11:14:00 | 6.7                         | 5.5                           | -1.3                              | 0.00                     | 0.01                       | 0.01                           | 0.9                   | E              |
| 12/30/2023 11:15:00 | 6.8                         | 5.2                           | -1.6                              | 0.00                     | 0.01                       | 0.00                           | 1.0                   | SW             |
| 12/30/2023 11:16:00 | 6.8                         | 5.3                           | -1.5                              | 0.00                     | 0.01                       | 0.00                           | 1.0                   | SSE            |
| 12/30/2023 11:17:00 | 6.7                         | 5.4                           | -1.3                              | 0.00                     | 0.00                       | 0.00                           | 1.0                   | ESE            |
| 12/30/2023 11:18:00 | 6.7                         | 5.7                           | -1.1                              | 0.00                     | 0.00                       | 0.00                           | 1.0                   | E              |
| 12/30/2023 11:19:00 | 6.8                         | 5.5                           | -1.3                              | 0.00                     | 0.00                       | 0.00                           | 1.1                   | E              |
| 12/30/2023 11:20:00 | 6.7                         | 5.5                           | -1.1                              | 0.00                     | 0.01                       | 0.00                           | 1.1                   | E              |
| 12/30/2023 11:21:00 | 6.6                         | 5.6                           | -1.0                              | 0.00                     | 0.01                       | 0.00                           | 1.1                   | W              |
| 12/30/2023 11:22:00 | 6.5                         | 5.6                           | -0.8                              | 0.00                     | 0.01                       | 0.00                           | 1.1                   | E              |
| 12/30/2023 11:23:00 | 6.2                         | 5.8                           | -0.4                              | 0.00                     | 0.01                       | 0.00                           | 1.1                   | E              |
| 12/30/2023 11:24:00 | 6.3                         | 5.8                           | -0.6                              | 0.00                     | 0.01                       | 0.00                           | 1.1                   | E              |
| 12/30/2023 11:25:00 | 6.3                         | 5.6                           | -0.7                              | 0.00                     | 0.01                       | 0.00                           | 1.1                   | SE             |
| 12/30/2023 11:26:00 | 6.1                         | 5.4                           | -0.7                              | 0.00                     | 0.00                       | 0.00                           | 1.1                   | W              |
| 12/30/2023 11:27:00 | 6.1                         | 5.3                           | -0.8                              | 0.00                     | 0.00                       | 0.00                           | 1.2                   | ESE            |
| 12/30/2023 11:28:00 | 6.9                         | 5.1                           | -1.8                              | 0.00                     | 0.00                       | 0.00                           | 1.1                   | E              |
| 12/30/2023 11:29:00 | 7.3                         | 5.0                           | -2.3                              | 0.00                     | 0.00                       | 0.00                           | 1.1                   | E              |
| 12/30/2023 11:30:00 | 7.0                         | 5.0                           | -2.0                              | 0.00                     | 0.00                       | 0.00                           | 1.1                   | SE             |
| 12/30/2023 11:31:00 | 6.9                         | 4.8                           | -2.1                              | 0.00                     | 0.00                       | 0.00                           | 1.1                   | ESE            |
| 12/30/2023 11:32:00 | 7.5                         | 4.7                           | -2.8                              | 0.00                     | 0.00                       | 0.00                           | 1.1                   | E              |
| 12/30/2023 11:33:00 | 7.6                         | 4.5                           | -3.1                              | 0.00                     | 0.00                       | 0.00                           | 1.1                   | E              |
| 12/30/2023 11:34:00 | 7.7                         | 4.4                           | -3.3                              | 0.00                     | 0.00                       | 0.00                           | 1.0                   | E              |

| Date/Time           | Average Upwind PM10 (µg/m³) | Average Downwind PM10 (µg/m³) | Average Contribution PM10 (µg/m³) | Average Upwind VOC (ppm) | Average Downwind VOC (ppm) | Average Contribution VOC (ppm) | Wind Speed 15 min Avg | Wind Direction |
|---------------------|-----------------------------|-------------------------------|-----------------------------------|--------------------------|----------------------------|--------------------------------|-----------------------|----------------|
| 12/30/2023 11:35:00 | 8.8                         | 4.3                           | -4.5                              | 0.00                     | 0.00                       | 0.00                           | 1.0                   | E              |
| 12/30/2023 11:36:00 | 9.7                         | 4.2                           | -5.5                              | 0.00                     | 0.01                       | 0.01                           | 1.0                   | E              |
| 12/30/2023 11:37:00 | 9.7                         | 4.2                           | -5.5                              | 0.00                     | 0.01                       | 0.01                           | 1.0                   | E              |
| 12/30/2023 11:38:00 | 9.7                         | 4.1                           | -5.5                              | 0.00                     | 0.01                       | 0.01                           | 1.0                   | E              |
| 12/30/2023 11:39:00 | 9.3                         | 4.4                           | -4.9                              | 0.00                     | 0.01                       | 0.01                           | 0.9                   | W              |
| 12/30/2023 11:40:00 | 9.1                         | 4.4                           | -4.7                              | 0.00                     | 0.01                       | 0.01                           | 0.9                   | ENE            |
| 12/30/2023 11:41:00 | 9.4                         | 4.3                           | -5.1                              | 0.00                     | 0.01                       | 0.01                           | 0.9                   | E              |
| 12/30/2023 11:42:00 | 9.5                         | 4.4                           | -5.2                              | 0.00                     | 0.01                       | 0.01                           | 0.9                   | E              |
| 12/30/2023 11:43:00 | 8.9                         | 4.4                           | -4.5                              | 0.00                     | 0.01                       | 0.01                           | 0.9                   | ENE            |
| 12/30/2023 11:44:00 | 8.7                         | 4.5                           | -4.2                              | 0.00                     | 0.01                       | 0.01                           | 0.9                   | ESE            |
| 12/30/2023 11:45:00 | 8.8                         | 4.5                           | -4.3                              | 0.00                     | 0.01                       | 0.01                           | 0.9                   | SE             |
| 12/30/2023 11:46:00 | 8.8                         | 4.4                           | -4.4                              | 0.00                     | 0.01                       | 0.01                           | 1.0                   | E              |
| 12/30/2023 11:47:00 | 9.3                         | 4.5                           | -4.8                              | 0.00                     | 0.00                       | 0.00                           | 0.9                   | SE             |
| 12/30/2023 11:48:00 | 9.6                         | 4.6                           | -4.9                              | 0.00                     | 0.00                       | 0.00                           | 0.9                   | ESE            |
| 12/30/2023 11:49:00 | 9.5                         | 4.8                           | -4.7                              | 0.00                     | 0.00                       | 0.00                           | 0.9                   | NW             |
| 12/30/2023 11:50:00 | 8.5                         | 4.8                           | -3.6                              | 0.00                     | 0.00                       | 0.00                           | 0.9                   | E              |
| 12/30/2023 11:51:00 | 7.7                         | 5.2                           | -2.5                              | 0.00                     | 0.00                       | 0.00                           | 0.9                   | E              |
| 12/30/2023 11:52:00 | 7.5                         | 5.4                           | -2.1                              | 0.00                     | 0.00                       | 0.00                           | 0.9                   | E              |
| 12/30/2023 11:53:00 | 7.4                         | 5.4                           | -1.9                              | 0.00                     | 0.00                       | 0.00                           | 0.9                   | E              |
| 12/30/2023 11:54:00 | 7.4                         | 5.2                           | -2.2                              | 0.00                     | 0.00                       | 0.00                           | 0.9                   | E              |
| 12/30/2023 11:55:00 | 7.6                         | 5.3                           | -2.4                              | 0.00                     | 0.00                       | 0.00                           | 0.9                   | E              |
| 12/30/2023 11:56:00 | 7.7                         | 5.3                           | -2.4                              | 0.00                     | 0.00                       | 0.00                           | 1.0                   | E              |
| 12/30/2023 11:57:00 | 7.4                         | 5.3                           | -2.1                              | 0.00                     | 0.00                       | 0.00                           | 1.0                   | E              |
| 12/30/2023 11:58:00 | 7.3                         | 5.3                           | -2.0                              | 0.00                     | 0.00                       | 0.00                           | 1.0                   | E              |
| 12/30/2023 11:59:00 | 7.4                         | 5.1                           | -2.3                              | 0.00                     | 0.00                       | 0.00                           | 1.0                   | E              |
| 12/30/2023 12:00:00 | 7.4                         | 5.0                           | -2.4                              | 0.00                     | 0.00                       | 0.00                           | 1.0                   | NE             |
| 12/30/2023 12:01:00 | 7.1                         | 5.0                           | -2.1                              | 0.00                     | 0.00                       | 0.00                           | 1.0                   | WSW            |
| 12/30/2023 12:02:00 | 5.9                         | 5.0                           | -0.9                              | 0.00                     | 0.00                       | 0.00                           | 1.0                   | SW             |
| 12/30/2023 12:03:00 | 5.5                         | 4.8                           | -0.7                              | 0.00                     | 0.00                       | 0.00                           | 1.0                   | ESE            |
| 12/30/2023 12:04:00 | 5.5                         | 4.5                           | -1.0                              | 0.00                     | 0.00                       | 0.00                           | 1.0                   | E              |
| 12/30/2023 12:05:00 | 5.3                         | 4.4                           | -0.9                              | 0.00                     | 0.00                       | 0.00                           | 1.0                   | E              |
| 12/30/2023 12:06:00 | 5.3                         | 4.0                           | -1.3                              | 0.00                     | 0.00                       | 0.00                           | 1.0                   | E              |

| Date/Time           | Average Upwind PM10 (µg/m³) | Average Downwind PM10 (µg/m³) | Average Contribution PM10 (µg/m³) | Average Upwind VOC (ppm) | Average Downwind VOC (ppm) | Average Contribution VOC (ppm) | Wind Speed 15 min Avg | Wind Direction |
|---------------------|-----------------------------|-------------------------------|-----------------------------------|--------------------------|----------------------------|--------------------------------|-----------------------|----------------|
| 12/30/2023 12:07:00 | 5.2                         | 3.6                           | -1.5                              | 0.00                     | 0.00                       | 0.00                           | 1.0                   | E              |
| 12/30/2023 12:08:00 | 5.0                         | 3.3                           | -1.7                              | 0.00                     | 0.00                       | 0.00                           | 1.0                   | ENE            |
| 12/30/2023 12:09:00 | 4.9                         | 3.1                           | -1.8                              | 0.00                     | 0.00                       | 0.00                           | 1.0                   | ENE            |
| 12/30/2023 12:10:00 | 4.4                         | 3.0                           | -1.4                              | 0.00                     | 0.00                       | 0.00                           | 1.0                   | SW             |
| 12/30/2023 12:11:00 | 4.0                         | 2.9                           | -1.2                              | 0.00                     | 0.00                       | 0.00                           | 1.1                   | ESE            |
| 12/30/2023 12:12:00 | 3.9                         | 2.7                           | -1.2                              | 0.00                     | 0.00                       | 0.00                           | 1.0                   | ESE            |
| 12/30/2023 12:13:00 | 3.7                         | 2.6                           | -1.0                              | 0.00                     | 0.00                       | 0.00                           | 1.1                   | SSW            |
| 12/30/2023 12:14:00 | 3.3                         | 2.6                           | -0.7                              | 0.00                     | 0.00                       | 0.00                           | 1.1                   | E              |
| 12/30/2023 12:15:00 | 3.1                         | 2.5                           | -0.7                              | 0.00                     | 0.00                       | 0.00                           | 1.1                   | E              |
| 12/30/2023 12:16:00 | 3.1                         | 2.3                           | -0.8                              | 0.00                     | 0.00                       | 0.00                           | 1.1                   | E              |
| 12/30/2023 12:17:00 | 3.1                         | 2.1                           | -1.0                              | 0.00                     | 0.00                       | 0.00                           | 1.0                   | ESE            |
| 12/30/2023 12:18:00 | 3.0                         | 2.2                           | -0.8                              | 0.00                     | 0.00                       | 0.00                           | 1.0                   | SW             |
| 12/30/2023 12:19:00 | 2.9                         | 2.3                           | -0.6                              | 0.00                     | 0.00                       | 0.00                           | 1.0                   | SW             |
| 12/30/2023 12:20:00 | 2.8                         | 2.4                           | -0.4                              | 0.00                     | 0.00                       | 0.00                           | 1.1                   | WSW            |
| 12/30/2023 12:21:00 | 2.8                         | 2.4                           | -0.3                              | 0.00                     | 0.00                       | 0.00                           | 1.0                   | SW             |
| 12/30/2023 12:22:00 | 2.7                         | 2.5                           | -0.2                              | 0.00                     | 0.00                       | 0.00                           | 1.0                   | SSW            |
| 12/30/2023 12:23:00 | 2.6                         | 2.6                           | -0.1                              | 0.00                     | 0.00                       | 0.00                           | 1.0                   | W              |
| 12/30/2023 12:24:00 | 2.6                         | 2.7                           | 0.1                               | 0.00                     | 0.00                       | 0.00                           | 1.0                   | W              |
| 12/30/2023 12:25:00 | 2.7                         | 2.7                           | 0.0                               | 0.00                     | 0.00                       | 0.00                           | 1.0                   | ESE            |
| 12/30/2023 12:26:00 | 2.8                         | 2.8                           | 0.0                               | 0.00                     | 0.00                       | 0.00                           | 0.9                   | E              |
| 12/30/2023 12:27:00 | 2.8                         | 2.8                           | 0.0                               | 0.00                     | 0.00                       | 0.00                           | 0.9                   | E              |
| 12/30/2023 12:28:00 | 2.8                         | 2.8                           | 0.0                               | 0.00                     | 0.00                       | 0.00                           | 0.9                   | W              |
| 12/30/2023 12:29:00 | 2.8                         | 2.9                           | 0.1                               | 0.00                     | 0.00                       | 0.00                           | 0.9                   | S              |
| 12/30/2023 12:30:00 | 2.8                         | 2.9                           | 0.1                               | 0.00                     | 0.00                       | 0.00                           | 0.9                   | E              |
| 12/30/2023 12:31:00 | 2.8                         | 3.0                           | 0.2                               | 0.00                     | 0.00                       | 0.00                           | 0.9                   | S              |
| 12/30/2023 12:32:00 | 2.8                         | 3.2                           | 0.4                               | 0.00                     | 0.00                       | 0.00                           | 0.9                   | ESE            |
| 12/30/2023 12:33:00 | 2.8                         | 3.3                           | 0.4                               | 0.00                     | 0.00                       | 0.00                           | 0.9                   | E              |
| 12/30/2023 12:34:00 | 2.9                         | 3.2                           | 0.4                               | 0.00                     | 0.00                       | 0.00                           | 0.9                   | SE             |
| 12/30/2023 12:35:00 | 2.9                         | 3.3                           | 0.3                               | 0.00                     | 0.00                       | 0.00                           | 0.9                   | ESE            |
| 12/30/2023 12:36:00 | 3.0                         | 3.3                           | 0.2                               | 0.00                     | 0.00                       | 0.00                           | 1.0                   | S              |
| 12/30/2023 12:37:00 | 3.2                         | 3.5                           | 0.3                               | 0.00                     | 0.00                       | 0.00                           | 1.0                   | SSE            |
| 12/30/2023 12:38:00 | 3.9                         | 3.6                           | -0.3                              | 0.00                     | 0.00                       | 0.00                           | 1.0                   | E              |

| Date/Time           | Average Upwind PM10 (µg/m³) | Average Downwind PM10 (µg/m³) | Average Contribution PM10 (µg/m³) | Average Upwind VOC (ppm) | Average Downwind VOC (ppm) | Average Contribution VOC (ppm) | Wind Speed 15 min Avg | Wind Direction |
|---------------------|-----------------------------|-------------------------------|-----------------------------------|--------------------------|----------------------------|--------------------------------|-----------------------|----------------|
| 12/30/2023 12:39:00 | 4.2                         | 3.6                           | -0.6                              | 0.00                     | 0.00                       | 0.00                           | 1.0                   | E              |
| 12/30/2023 12:40:00 | 4.1                         | 4.0                           | -0.1                              | 0.00                     | 0.00                       | 0.00                           | 1.0                   | S              |
| 12/30/2023 12:41:00 | 4.6                         | 4.1                           | -0.5                              | 0.00                     | 0.00                       | 0.00                           | 1.0                   | ESE            |
| 12/30/2023 12:42:00 | 4.6                         | 4.1                           | -0.5                              | 0.00                     | 0.00                       | 0.00                           | 1.0                   | E              |
| 12/30/2023 12:43:00 | 4.7                         | 4.2                           | -0.4                              | 0.00                     | 0.00                       | 0.00                           | 1.0                   | S              |
| 12/30/2023 12:44:00 | 4.7                         | 4.4                           | -0.3                              | 0.00                     | 0.00                       | 0.00                           | 1.0                   | WSW            |
| 12/30/2023 12:45:00 | 5.3                         | 4.5                           | -0.8                              | 0.00                     | 0.00                       | 0.00                           | 1.0                   | ESE            |
| 12/30/2023 12:46:00 | 5.8                         | 4.5                           | -1.3                              | 0.00                     | 0.00                       | 0.00                           | 1.0                   | ESE            |
| 12/30/2023 12:47:00 | 6.7                         | 4.5                           | -2.2                              | 0.00                     | 0.00                       | 0.00                           | 1.0                   | ESE            |
| 12/30/2023 12:48:00 | 8.5                         | 4.6                           | -3.9                              | 0.00                     | 0.00                       | 0.00                           | 1.0                   | ESE            |
| 12/30/2023 12:49:00 | 8.7                         | 5.6                           | -3.1                              | 0.00                     | 0.00                       | 0.00                           | 1.0                   | WSW            |
| 12/30/2023 12:50:00 |                             |                               |                                   | 0.00                     | 0.00                       | 0.00                           | 1.0                   | S              |
| 12/30/2023 12:51:00 |                             |                               |                                   | 0.00                     | 0.00                       | 0.00                           | 1.0                   | E              |
| 12/30/2023 12:52:00 |                             |                               |                                   | 0.00                     | 0.00                       | 0.00                           | 1.0                   | E              |
| 12/30/2023 12:53:00 |                             |                               |                                   | 0.00                     | 0.00                       | 0.00                           | 1.0                   | SSE            |
| 12/30/2023 12:54:00 | 3.3                         | 4.0                           | 0.8                               | 0.00                     | 0.00                       | 0.00                           | 1.0                   | S              |
| 12/30/2023 12:55:00 | 4.0                         | 4.2                           | 0.1                               | 0.00                     | 0.00                       | 0.00                           | 1.0                   | E              |
| 12/30/2023 12:56:00 | 11.7                        | 4.4                           | -7.3                              | 0.00                     | 0.00                       | 0.00                           | 1.0                   | ESE            |
| 12/30/2023 12:57:00 | 14.4                        | 6.5                           | -8.0                              | 0.00                     | 0.00                       | 0.00                           | 1.0                   | E              |
| 12/30/2023 12:58:00 | 15.0                        | 6.7                           | -8.3                              | 0.00                     | 0.00                       | 0.00                           | 1.0                   | ESE            |
| 12/30/2023 12:59:00 | 13.6                        | 7.0                           | -6.7                              | 0.00                     | 0.00                       | 0.00                           | 1.0                   | E              |
| 12/30/2023 13:00:00 | 12.4                        | 7.2                           | -5.2                              | 0.00                     | 0.00                       | 0.00                           | 1.0                   | E              |
| 12/30/2023 13:01:00 | 11.7                        | 7.0                           | -4.7                              | 0.00                     | 0.00                       | 0.00                           | 1.0                   | WNW            |
| 12/30/2023 13:02:00 | 11.0                        | 6.7                           | -4.2                              | 0.00                     | 0.01                       | 0.00                           | 1.0                   | ESE            |
| 12/30/2023 13:03:00 | 10.3                        | 6.8                           | -3.5                              | 0.00                     | 0.01                       | 0.00                           | 1.0                   | SSE            |
| 12/30/2023 13:04:00 | 10.4                        | 6.7                           | -3.7                              | 0.00                     | 0.01                       | 0.00                           | 1.0                   | ESE            |
| 12/30/2023 13:05:00 | 10.5                        | 6.5                           | -3.9                              | 0.00                     | 0.01                       | 0.01                           | 0.9                   | ENE            |
| 12/30/2023 13:06:00 | 11.0                        | 6.8                           | -4.3                              | 0.00                     | 0.01                       | 0.01                           | 0.9                   | ESE            |
| 12/30/2023 13:07:00 | 11.1                        | 6.7                           | -4.4                              | 0.00                     | 0.01                       | 0.01                           | 0.9                   | ESE            |
| 12/30/2023 13:08:00 | 11.1                        | 6.5                           | -4.7                              | 0.00                     | 0.01                       | 0.01                           | 1.0                   | E              |
| 12/30/2023 13:09:00 | 14.4                        | 6.8                           | -7.5                              | 0.00                     | 0.01                       | 0.01                           | 0.9                   | E              |
| 12/30/2023 13:10:00 | 14.9                        | 7.6                           | -7.4                              | 0.00                     | 0.01                       | 0.01                           | 1.0                   | ENE            |



| Date/Time           | Average Upwind PM10 (µg/m³) | Average Downwind PM10 (µg/m³) | Average Contribution PM10 (µg/m³) | Average Upwind VOC (ppm) | Average Downwind VOC (ppm) | Average Contribution VOC (ppm) | Wind Speed 15 min Avg | Wind Direction |
|---------------------|-----------------------------|-------------------------------|-----------------------------------|--------------------------|----------------------------|--------------------------------|-----------------------|----------------|
| 12/30/2023 13:11:00 | 13.7                        | 7.7                           | -6.0                              | 0.01                     | 0.01                       | 0.01                           | 1.0                   | S              |
| 12/30/2023 13:12:00 | 12.6                        | 7.5                           | -5.1                              | 0.01                     | 0.01                       | 0.01                           | 1.0                   | SSE            |
| 12/30/2023 13:13:00 | 13.0                        | 7.3                           | -5.7                              | 0.01                     | 0.01                       | 0.01                           | 1.0                   | E              |
| 12/30/2023 13:14:00 | 13.3                        | 7.1                           | -6.2                              | 0.01                     | 0.01                       | 0.01                           | 1.0                   | ENE            |
| 12/30/2023 13:15:00 | 13.3                        | 7.5                           | -5.8                              | 0.01                     | 0.01                       | 0.01                           | 1.0                   | S              |
| 12/30/2023 13:16:00 | 13.2                        | 8.3                           | -4.9                              | 0.01                     | 0.01                       | 0.01                           | 1.0                   | S              |
| 12/30/2023 13:17:00 | 13.2                        | 10.4                          | -2.8                              | 0.01                     | 0.01                       | 0.00                           | 1.0                   | S              |
| 12/30/2023 13:18:00 | 13.9                        | 10.2                          | -3.7                              | 0.00                     | 0.01                       | 0.01                           | 1.0                   | ESE            |
| 12/30/2023 13:19:00 | 13.7                        | 10.3                          | -3.4                              | 0.00                     | 0.01                       | 0.01                           | 1.0                   | E              |
| 12/30/2023 13:20:00 | 13.6                        | 10.3                          | -3.3                              | 0.00                     | 0.01                       | 0.01                           | 1.0                   | E              |
| 12/30/2023 13:21:00 | 12.9                        | 10.1                          | -2.9                              | 0.00                     | 0.01                       | 0.00                           | 1.0                   | SE             |
| 12/30/2023 13:22:00 | 13.3                        | 10.4                          | -2.8                              | 0.00                     | 0.01                       | 0.00                           | 1.0                   | E              |
| 12/30/2023 13:23:00 | 14.1                        | 10.6                          | -3.6                              | 0.00                     | 0.01                       | 0.00                           | 1.0                   | ESE            |
| 12/30/2023 13:24:00 | 10.9                        | 10.9                          | 0.0                               | 0.00                     | 0.01                       | 0.00                           | 1.0                   | WNW            |
| 12/30/2023 13:25:00 | 10.7                        | 10.2                          | -0.5                              | 0.00                     | 0.01                       | 0.00                           | 1.0                   | ESE            |
| 12/30/2023 13:26:00 | 10.5                        | 10.2                          | -0.3                              | 0.00                     | 0.01                       | 0.00                           | 0.9                   | E              |
| 12/30/2023 13:27:00 | 10.3                        | 9.8                           | -0.5                              | 0.00                     | 0.01                       | 0.00                           | 0.9                   | SW             |
| 12/30/2023 13:28:00 | 9.1                         | 10.1                          | 1.0                               | 0.00                     | 0.01                       | 0.00                           | 0.9                   | WSW            |
| 12/30/2023 13:29:00 | 8.8                         | 10.2                          | 1.4                               | 0.00                     | 0.01                       | 0.00                           | 1.0                   | SSE            |
| 12/30/2023 13:30:00 | 8.8                         | 9.7                           | 0.8                               | 0.00                     | 0.01                       | 0.00                           | 1.0                   | ESE            |
| 12/30/2023 13:31:00 | 9.1                         | 8.8                           | -0.4                              | 0.00                     | 0.01                       | 0.00                           | 0.9                   | ESE            |
| 12/30/2023 13:32:00 | 9.8                         | 6.7                           | -3.1                              | 0.00                     | 0.01                       | 0.00                           | 0.9                   | ESE            |
| 12/30/2023 13:33:00 | 9.4                         | 6.6                           | -2.8                              | 0.00                     | 0.01                       | 0.00                           | 0.9                   | E              |
| 12/30/2023 13:34:00 | 9.2                         | 6.3                           | -2.8                              | 0.00                     | 0.00                       | 0.00                           | 1.0                   | SE             |
| 12/30/2023 13:35:00 | 8.7                         | 6.3                           | -2.4                              | 0.00                     | 0.00                       | 0.00                           | 0.9                   | S              |
| 12/30/2023 13:36:00 | 8.6                         | 6.2                           | -2.4                              | 0.00                     | 0.00                       | 0.00                           | 0.9                   | ESE            |
| 12/30/2023 13:37:00 | 7.9                         | 5.7                           | -2.2                              | 0.00                     | 0.00                       | 0.00                           | 0.9                   | ESE            |
| 12/30/2023 13:38:00 | 6.4                         | 6.0                           | -0.4                              | 0.00                     | 0.00                       | 0.00                           | 0.9                   | SSE            |
| 12/30/2023 13:39:00 | 6.5                         | 5.3                           | -1.3                              | 0.00                     | 0.00                       | 0.00                           | 0.9                   | E              |
| 12/30/2023 13:40:00 | 6.1                         | 5.4                           | -0.6                              | 0.00                     | 0.00                       | 0.00                           | 0.9                   | SW             |
| 12/30/2023 13:41:00 | 6.0                         | 5.4                           | -0.6                              | 0.00                     | 0.00                       | 0.00                           | 0.9                   | WSW            |
| 12/30/2023 13:42:00 | 5.9                         | 5.3                           | -0.6                              | 0.00                     | 0.00                       | 0.00                           | 1.0                   | WSW            |

| Date/Time           | Average Upwind PM10 (µg/m³) | Average Downwind PM10 (µg/m³) | Average Contribution PM10 (µg/m³) | Average Upwind VOC (ppm) | Average Downwind VOC (ppm) | Average Contribution VOC (ppm) | Wind Speed 15 min Avg | Wind Direction |
|---------------------|-----------------------------|-------------------------------|-----------------------------------|--------------------------|----------------------------|--------------------------------|-----------------------|----------------|
| 12/30/2023 13:43:00 | 5.8                         | 5.0                           | -0.8                              | 0.00                     | 0.00                       | 0.00                           | 1.0                   | SSE            |
| 12/30/2023 13:44:00 | 5.6                         | 4.8                           | -0.8                              | 0.00                     | 0.00                       | 0.00                           | 1.0                   | WSW            |
| 12/30/2023 13:45:00 | 5.5                         | 5.2                           | -0.3                              | 0.00                     | 0.00                       | 0.00                           | 1.0                   | SE             |
| 12/30/2023 13:46:00 | 5.2                         | 8.9                           | 3.7                               | 0.00                     | 0.00                       | 0.00                           | 1.1                   | E              |
| 12/30/2023 13:47:00 | 4.4                         | 10.1                          | 5.7                               | 0.00                     | 0.00                       | 0.00                           | 1.1                   | E              |
| 12/30/2023 13:48:00 | 4.1                         | 11.9                          | 7.9                               | 0.00                     | 0.00                       | 0.00                           | 1.1                   | E              |
| 12/30/2023 13:49:00 | 4.0                         | 12.8                          | 8.8                               | 0.00                     | 0.00                       | 0.00                           | 1.1                   | ESE            |
| 12/30/2023 13:50:00 | 4.0                         | 12.9                          | 8.9                               | 0.00                     | 0.00                       | 0.00                           | 1.2                   | E              |
| 12/30/2023 13:51:00 | 4.0                         | 12.9                          | 8.9                               | 0.00                     | 0.00                       | 0.00                           | 1.2                   | WSW            |
| 12/30/2023 13:52:00 | 3.9                         | 13.1                          | 9.2                               | 0.00                     | 0.00                       | 0.00                           | 1.2                   | E              |
| 12/30/2023 13:53:00 | 3.9                         | 12.6                          | 8.6                               | 0.00                     | 0.00                       | 0.00                           | 1.2                   | ESE            |
| 12/30/2023 13:54:00 | 3.7                         | 12.6                          | 8.9                               | 0.00                     | 0.00                       | 0.00                           | 1.3                   | E              |
| 12/30/2023 13:55:00 | 4.0                         | 12.6                          | 8.6                               | 0.00                     | 0.00                       | 0.00                           | 1.3                   | ENE            |
| 12/30/2023 13:56:00 | 4.8                         | 13.1                          | 8.2                               | 0.00                     | 0.00                       | 0.00                           | 1.3                   | E              |
| 12/30/2023 13:57:00 | 5.0                         | 14.0                          | 9.0                               | 0.00                     | 0.00                       | 0.00                           | 1.2                   | E              |
| 12/30/2023 13:58:00 | 7.2                         | 14.1                          | 6.9                               | 0.00                     | 0.00                       | 0.00                           | 1.2                   | SSW            |
| 12/30/2023 13:59:00 | 8.3                         | 14.9                          | 6.6                               | 0.00                     | 0.00                       | 0.00                           | 1.1                   | E              |
| 12/30/2023 14:00:00 | 8.7                         | 14.8                          | 6.1                               | 0.00                     | 0.00                       | 0.00                           | 1.1                   | E              |
| 12/30/2023 14:01:00 | 8.9                         | 11.3                          | 2.3                               | 0.00                     | 0.00                       | 0.00                           | 1.0                   | E              |
| 12/30/2023 14:02:00 | 8.9                         | 10.2                          | 1.3                               | 0.00                     | 0.00                       | 0.00                           | 1.0                   | SSE            |
| 12/30/2023 14:03:00 | 8.9                         | 8.5                           | -0.4                              | 0.00                     | 0.00                       | 0.00                           | 1.0                   | S              |
| 12/30/2023 14:04:00 | 9.9                         | 7.7                           | -2.2                              | 0.00                     | 0.00                       | 0.00                           | 1.0                   | E              |
| 12/30/2023 14:05:00 | 9.9                         | 9.4                           | -0.5                              | 0.00                     | 0.00                       | 0.00                           | 1.0                   | SE             |
| 12/30/2023 14:06:00 | 11.1                        | 9.4                           | -1.7                              | 0.00                     | 0.00                       | 0.00                           | 1.0                   | E              |
| 12/30/2023 14:07:00 | 13.5                        | 9.2                           | -4.3                              | 0.00                     | 0.00                       | 0.00                           | 1.0                   | E              |
| 12/30/2023 14:08:00 | 15.2                        | 9.3                           | -5.9                              | 0.00                     | 0.00                       | 0.00                           | 0.9                   | ESE            |
| 12/30/2023 14:09:00 | 15.3                        | 10.0                          | -5.3                              | 0.00                     | 0.00                       | 0.00                           | 0.8                   | WNW            |
| 12/30/2023 14:10:00 | 15.9                        | 9.8                           | -6.0                              | 0.00                     | 0.00                       | 0.00                           | 0.8                   | ESE            |
| 12/30/2023 14:11:00 | 15.9                        | 9.3                           | -6.6                              | 0.00                     | 0.00                       | 0.00                           | 0.8                   | SE             |
| 12/30/2023 14:12:00 | 15.9                        | 9.0                           | -6.9                              | 0.00                     | 0.00                       | 0.00                           | 0.8                   | W              |
| 12/30/2023 14:13:00 | 14.2                        | 9.2                           | -5.0                              | 0.00                     | 0.00                       | 0.00                           | 0.8                   | E              |
| 12/30/2023 14:14:00 | 13.4                        | 8.5                           | -4.9                              | 0.00                     | 0.00                       | 0.00                           | 0.8                   | W              |

| Date/Time           | Average Upwind PM10 (µg/m³) | Average Downwind PM10 (µg/m³) | Average Contribution PM10 (µg/m³) | Average Upwind VOC (ppm) | Average Downwind VOC (ppm) | Average Contribution VOC (ppm) | Wind Speed 15 min Avg | Wind Direction |
|---------------------|-----------------------------|-------------------------------|-----------------------------------|--------------------------|----------------------------|--------------------------------|-----------------------|----------------|
| 12/30/2023 14:15:00 | 12.9                        | 8.1                           | -4.8                              | 0.00                     | 0.00                       | 0.00                           | 0.8                   | ESE            |
| 12/30/2023 14:16:00 | 13.3                        | 8.3                           | -5.0                              | 0.00                     | 0.00                       | 0.00                           | 0.8                   | E              |
| 12/30/2023 14:17:00 | 14.2                        | 8.1                           | -6.1                              | 0.00                     | 0.00                       | 0.00                           | 0.8                   | SE             |
| 12/30/2023 14:18:00 | 14.5                        | 7.9                           | -6.6                              | 0.00                     | 0.00                       | 0.00                           | 0.8                   | E              |
| 12/30/2023 14:19:00 | 14.3                        | 7.8                           | -6.4                              | 0.00                     | 0.00                       | 0.00                           | 0.8                   | ESE            |
| 12/30/2023 14:20:00 | 14.1                        | 6.9                           | -7.2                              | 0.00                     | 0.00                       | 0.00                           | 0.8                   | SW             |
| 12/30/2023 14:21:00 | 15.9                        | 6.9                           | -9.1                              | 0.00                     | 0.00                       | 0.00                           | 0.8                   | E              |
| 12/30/2023 14:22:00 | 14.0                        | 7.0                           | -7.0                              | 0.00                     | 0.00                       | 0.00                           | 0.8                   | ENE            |
| 12/30/2023 14:23:00 | 12.4                        | 7.1                           | -5.3                              | 0.00                     | 0.00                       | 0.00                           | 0.8                   | E              |
| 12/30/2023 14:24:00 | 12.5                        | 6.4                           | -6.0                              | 0.00                     | 0.00                       | 0.00                           | 0.8                   | N              |
| 12/30/2023 14:25:00 | 11.6                        | 7.3                           | -4.4                              | 0.00                     | 0.00                       | 0.00                           | 0.8                   | SW             |
| 12/30/2023 14:26:00 | 16.3                        | 7.1                           | -9.2                              | 0.00                     | 0.00                       | 0.00                           | 0.8                   | ESE            |
| 12/30/2023 14:27:00 | 17.8                        | 6.5                           | -11.3                             | 0.00                     | 0.00                       | 0.00                           | 0.8                   | E              |
| 12/30/2023 14:28:00 | 18.4                        | 6.2                           | -12.3                             | 0.00                     | 0.00                       | 0.00                           | 0.8                   | ESE            |
| 12/30/2023 14:29:00 | 18.9                        | 6.0                           | -12.9                             | 0.00                     | 0.00                       | 0.00                           | 0.8                   | E              |
| 12/30/2023 14:30:00 | 19.0                        | 5.9                           | -13.2                             | 0.00                     | 0.00                       | 0.00                           | 0.9                   | E              |
| 12/30/2023 14:31:00 | 18.5                        | 5.6                           | -12.8                             | 0.00                     | 0.00                       | 0.00                           | 0.9                   | E              |
| 12/30/2023 14:32:00 | 17.9                        | 5.7                           | -12.2                             | 0.00                     | 0.00                       | 0.00                           | 0.9                   | E              |
| 12/30/2023 14:33:00 | 17.7                        | 5.8                           | -12.0                             | 0.00                     | 0.00                       | 0.00                           | 0.9                   | E              |
| 12/30/2023 14:34:00 | 17.0                        | 5.7                           | -11.3                             | 0.00                     | 0.00                       | 0.00                           | 0.9                   | SE             |
| 12/30/2023 14:35:00 | 18.0                        | 4.7                           | -13.2                             | 0.00                     | 0.00                       | 0.00                           | 0.9                   | E              |
| 12/30/2023 14:36:00 | 16.0                        | 5.0                           | -11.0                             | 0.00                     | 0.00                       | 0.00                           | 0.9                   | E              |
| 12/30/2023 14:37:00 | 16.1                        | 5.0                           | -11.1                             | 0.00                     | 0.00                       | 0.00                           | 0.9                   | ESE            |
| 12/30/2023 14:38:00 | 16.1                        | 5.0                           | -11.1                             | 0.00                     | 0.00                       | 0.00                           | 1.0                   | S              |
| 12/30/2023 14:39:00 | 16.3                        | 5.2                           | -11.1                             | 0.00                     | 0.00                       | 0.00                           | 1.0                   | ENE            |
| 12/30/2023 14:40:00 | 16.7                        | 4.3                           | -12.4                             | 0.00                     | 0.00                       | 0.00                           | 1.0                   | ESE            |
| 12/30/2023 14:41:00 | 11.1                        | 4.3                           | -6.8                              | 0.00                     | 0.00                       | 0.00                           | 1.0                   | E              |
| 12/30/2023 14:42:00 | 9.4                         | 4.3                           | -5.2                              | 0.00                     | 0.00                       | 0.00                           | 1.0                   | S              |
| 12/30/2023 14:43:00 | 8.4                         | 4.2                           | -4.2                              | 0.00                     | 0.00                       | 0.00                           | 1.0                   | ESE            |
| 12/30/2023 14:44:00 | 7.5                         | 4.1                           | -3.4                              | 0.00                     | 0.00                       | 0.00                           | 1.0                   | SW             |
| 12/30/2023 14:45:00 | 8.4                         | 4.1                           | -4.3                              | 0.00                     | 0.00                       | 0.00                           | 1.0                   | ESE            |
| 12/30/2023 14:46:00 | 9.7                         | 4.1                           | -5.5                              | 0.00                     | 0.00                       | 0.00                           | 1.0                   | E              |

| Date/Time           | Average Upwind PM10 ( $\mu\text{g}/\text{m}^3$ ) | Average Downwind PM10 ( $\mu\text{g}/\text{m}^3$ ) | Average Contribution PM10 ( $\mu\text{g}/\text{m}^3$ ) | Average Upwind VOC (ppm) | Average Downwind VOC (ppm) | Average Contribution VOC (ppm) | Wind Speed 15 min Avg | Wind Direction |
|---------------------|--|--|--|--------------------------|----------------------------|--------------------------------|-----------------------|----------------|
| 12/30/2023 14:47:00 | 10.6   | 4.2  | -6.4   | 0.00                     | 0.00                       | 0.00                           | 1.0                   | E              |
| 12/30/2023 14:48:00 | 11.5   | 4.1  | -7.4   | 0.00                     | 0.00                       | 0.00                           | 1.0                   | ESE            |
| 12/30/2023 14:49:00 | 11.8   | 4.3  | -7.4   | 0.00                     | 0.00                       | 0.00                           | 1.0                   | E              |
| 12/30/2023 14:50:00 | 11.1   | 4.3  | -6.8   | 0.00                     | 0.00                       | 0.00                           | 1.0                   | E              |
| 12/30/2023 14:51:00 | 10.1   | 4.1  | -6.0   | 0.00                     | 0.00                       | 0.00                           | 1.0                   | E              |
| 12/30/2023 14:52:00 | 9.7  | 4.1  | -5.5   | 0.00                     | 0.00                       | 0.00                           | 0.9                   | E              |
| 12/30/2023 14:53:00 | 9.6  | 4.2  | -5.4   | 0.00                     | 0.00                       | 0.00                           | 1.0                   | WSW            |
| 12/30/2023 14:54:00 | 9.3  | 4.1  | -5.3   | 0.00                     | 0.00                       | 0.00                           | 1.0                   | NNE            |
| 12/30/2023 14:55:00 | 9.0  | 4.0  | -5.0   | 0.00                     | 0.00                       | 0.00                           | 1.0                   | SE             |
| 12/30/2023 14:56:00 | 8.9  | 4.0  | -4.9   | 0.00                     | 0.00                       | 0.00                           | 1.0                   | ESE            |