

**DAILY FIELD REPORT 094**

Prepared By: LANGAN

<b>WEATHER</b>	Snow		Rain		Overcast		Partly Cloudy	X	Sunny	
<b>TEMP.</b>	< 32		32-50	X	50-70	X	70-85		>85	

<b>BCP Project No:</b>	C231153	<b>Date:</b>	October 16, 2023
------------------------	---------	--------------	------------------

<b>Project Name:</b>	Kasser Scrap Metal and Rector Cleaners Site	<b>Time:</b>	6:45 am to 5:00 pm
----------------------	---	--------------	--------------------

**Consultant:** Langan Engineering, Environmental, Surveying, Landscape Architecture and Geology, D.P.C. (Langan)

**Construction Manager:** Consigli Construction Co., Inc. (Consigli)

**Foundation Contractor:** Urban Foundation/Engineering (Urban)

**Langan Field Personnel:**

Caitlyn Dempsey (Environmental)

Xianglei Zheng (Geotechnical)

**Work Activities Performed:**

- Urban excavated an about 30-foot-long by 15-foot-wide area from about 4 feet below grade surface (bgs) to about 8 feet bgs in the northern part of waste characterization grid WC03\_0-5 and WC03\_5-10 to prepare for lagging installation. Excavated soil/fill was stockpiled in the central part of the site (grid WC03) and covered with polyethylene sheeting, pending off-site disposal.
- Urban graded an about 100-foot-long by 50-foot-wide area of soil/fill in the central part of the site (waste characterization grids WC03, WC04, and WC05) to prepare for equipment mobilization.
- Excavated and graded soil/fill consisted of non-native soil; odors, staining, elevated photoionization detector (PID) readings, or other evidence of a petroleum or chemical release were not observed.
- Urban installed one rock socket for one caisson using a Bauer BG33H Drill Rig in the northwest part of the site.
- Urban continued advancing two casings for two caissons using an Urban Custom Build Drill Rig in the northwestern part of the site.
- Urban installed reinforcement and placed grout for the completion of one caisson.

**Material Tracking:**

- The following soil/fill was exported from the site:
  - 3 loads of soil/fill from waste characterization grids WC02\_COMP\_0-5 and WC02\_COMP\_5-10 to the Clean Earth of Carteret LLC facility in Carteret, NJ.
  - 3 loads of soil/fill from waste characterization grids WC03\_COMP\_0-5 and WC03\_COMP\_5-10 to Bayshore Soil Management, LLC facility in Keasbey, NJ.
- No material was imported to the site.

Materials Export Summary								
Facility Name	Bayshore Soil Management, LLC		Clean Earth of Carteret, LLC		PPark NJ		Faztec Solutions	
Location	Keasbey, NJ		Carteret, NJ		Prospect Park, NJ		Staten Island, NY	
Type of Waste	Non-hazardous Soil		Non-hazardous Soil		Non-hazardous Soil		C&D	
Today	Number of Loads	Approx. Volume (CY)	Number of Loads	Approx. Volume (CY)	Number of Loads	Approx. Volume (CY)	Number of Loads	Approximate Volume (CY)
		3	60	3	60	0	-	0
Total	Number of Loads	Approx. Volume (CY)	Number of Loads	Approx. Volume (CY)	Number of Loads	Approx. Volume (CY)	Number of Loads	Approximate Volume (CY)
	116	3,220	32	620	0	-	14	280

Materials Export Summary		
Facility Name	Dale Transfer Corp.	
Location	West Babylon, NY	
Type of Waste	Concrete	
Today	Number of Loads	Approx. Volume (CY)
		0
Total	Number of Loads	Approx. Volume (CY)
	2	40

**Samples Collected:**

- No samples were collected.

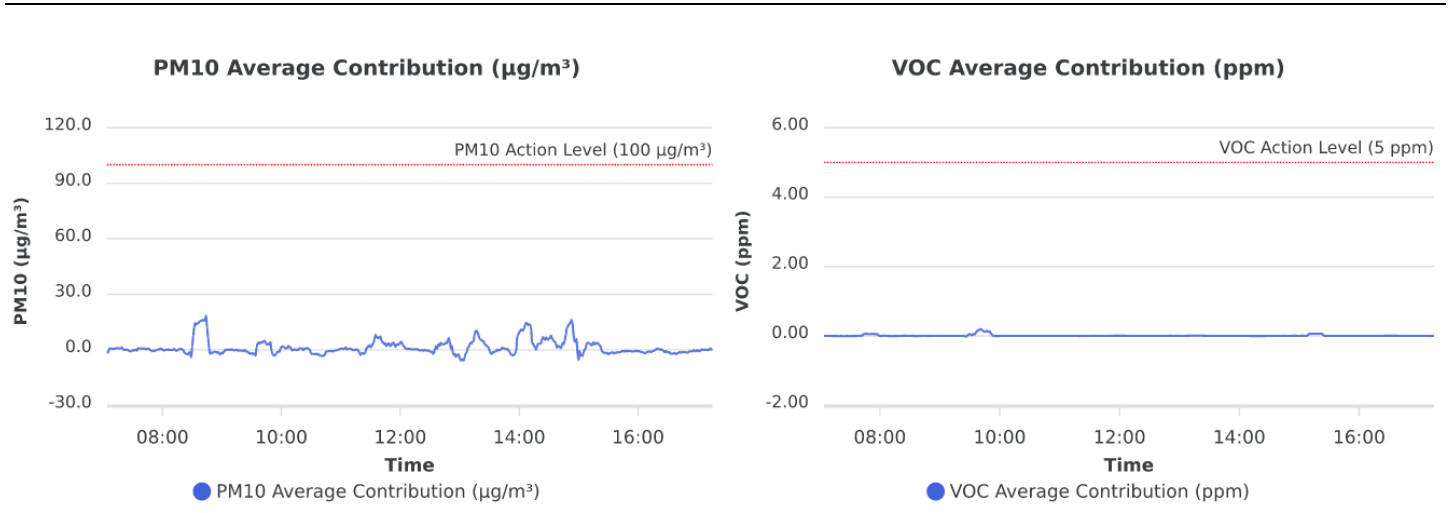
**Air Monitoring:**

The 15-minute average site contributions for particulates and volatile organic compounds (VOCs) are calculated by subtracting the upwind readings from the downwind readings. A true action level exceedance is realized when this net result exceeds 100 µg/m<sup>3</sup> for particulates and 5 ppm for organic vapors. No particulates (PM10) or organic vapors exceeded the 15-minute average site contribution action level of 100 µg/m<sup>3</sup> or 5 ppm, respectively, on this day.

Particulate Monitoring (µg/m <sup>3</sup> )		Organic Vapor Monitoring (ppm)	
Daily Background	3.1	Daily Background	0.00
PM10 Average Site Contribution (Minimum)	-5.8	VOC Average Site Contribution (Minimum)	-0.02
PM10 Average Site Contribution (Maximum)	18.4	VOC Average Site Contribution (Maximum)	0.19

µg/m<sup>3</sup>: micrograms per cubic meter.

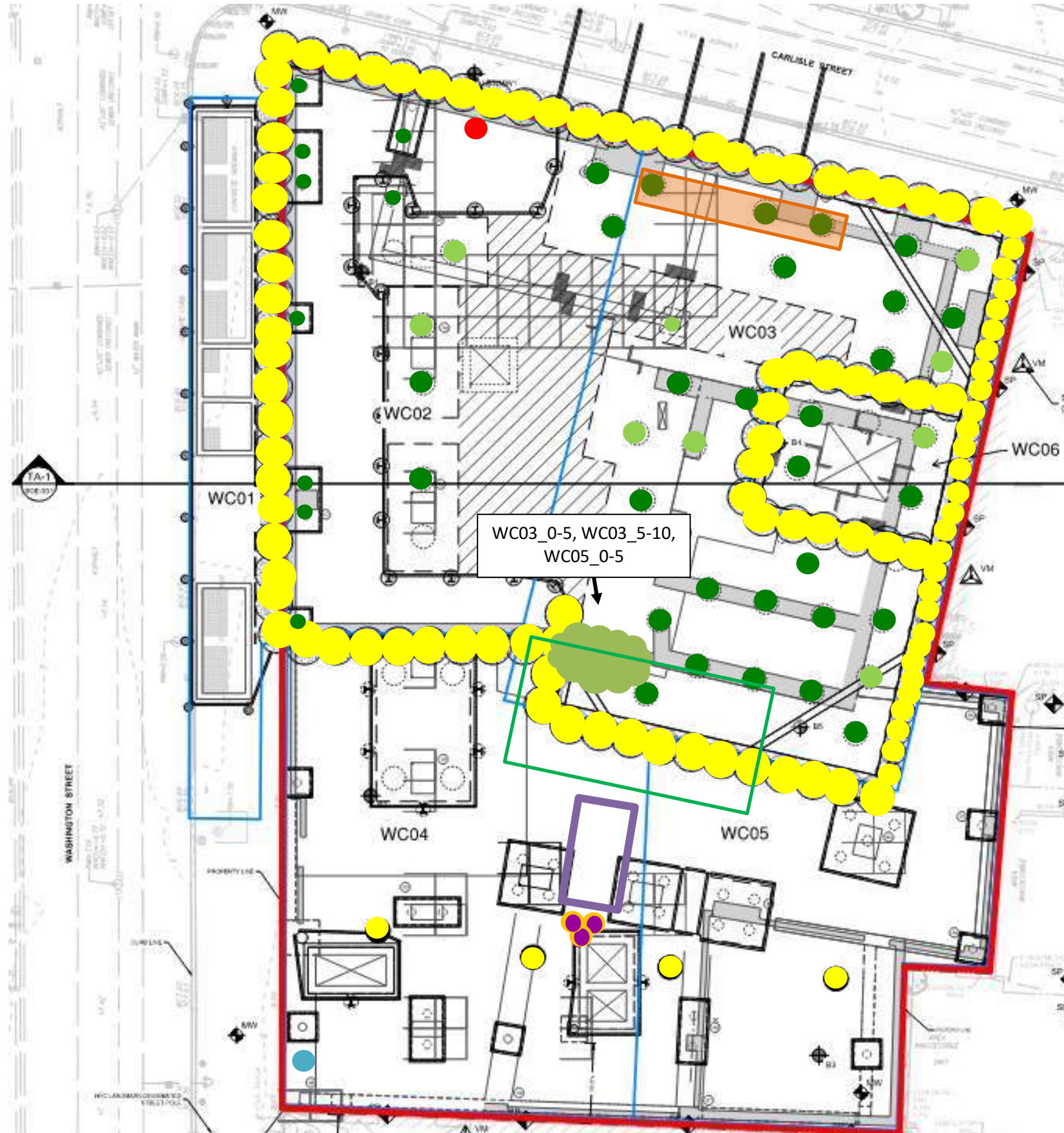
ppm: parts per million.



**Planned Activities:**

- Urban will continue installing caisson casings throughout the site.
- Urban will apply grout to caissons.
- Urban will export soil/fill to the Bayshore Soil Management and Clean Earth of Carteret facilities.

**SITE PLAN**



- Site Boundary**
- Waste Characterization Grid Boundary**
- **CAMP station 1**
- **CAMP station 2**
- **Stockpile – Soil (no impacts)**
- **Stockpile – C&D**
- Approximate Location of Excavation**
- Approximate Area of Grading**
- Approximate Backfill Location**
- **Completed Soil-Mix Column**
- **Completed Caisson Casing**
- **Completed Caisson**
- **Installed Soil-Mix Column as part of the In-Situ Stabilization of NAPL-contaminated Soil**
- **Completed Soil-Mix Core**
- Approximate Location of the Former UST**

**Note:** Waste characterization grid areas were developed by PT Consultants and Urban and is shown on this site plan for reference only.



### Photo Log

**Photo 1:** View of Urban stockpiling soil/fill in the central part of the site (facing north).



**Photo 2:** View of Urban loading truck with soil/fill for off-site disposal (facing north).



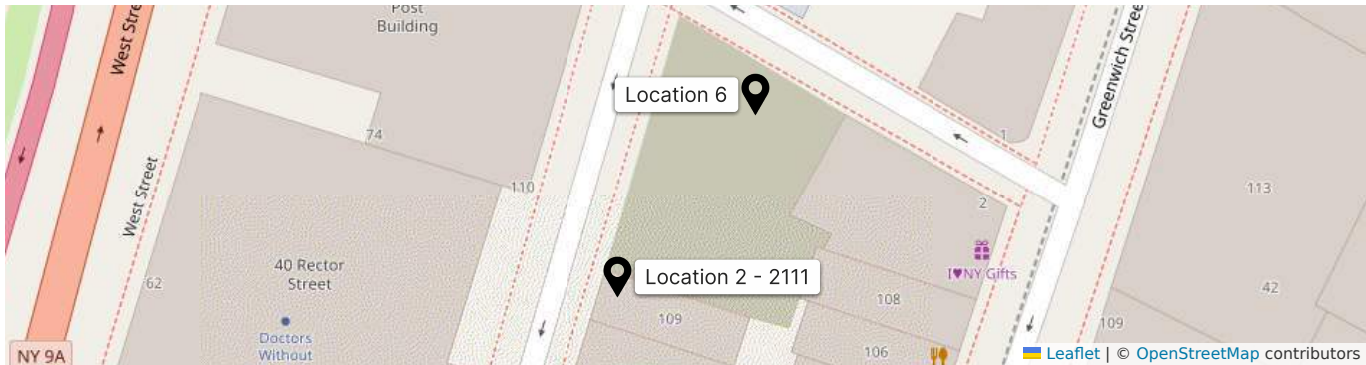
**Photo 3:** View of the entrance/exit at the corner of Washington and Carlisle Street at the end of the work day (facing south).



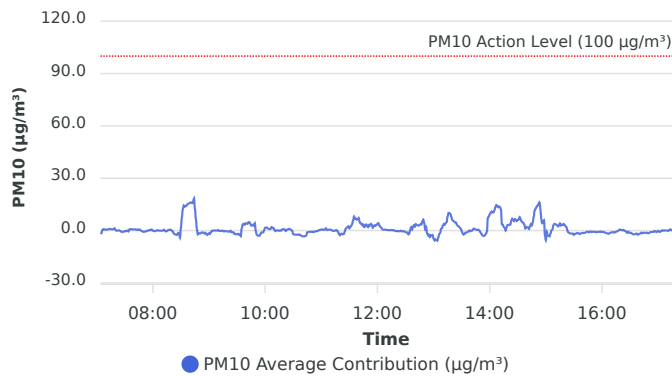
<b>LANGAN</b>	<b>Air Monitoring Report</b>	<b>170695201 - 111 Washington St</b>	
		<b>Report Period</b>	
		<b>From:</b>	10/16/2023 06:00
		<b>To:</b>	10/16/2023 18:00
		<b>PM10 Action Level:</b>	100.0 $\mu\text{g}/\text{m}^3$
<b>VOC Action Level:</b>	5.00 ppm		

<b>Daily Environmental Summary</b>	<b>Windspeed (mph)</b>	<b>Prevailing wind direction</b>
10/16/2023	0.3-2.9	N

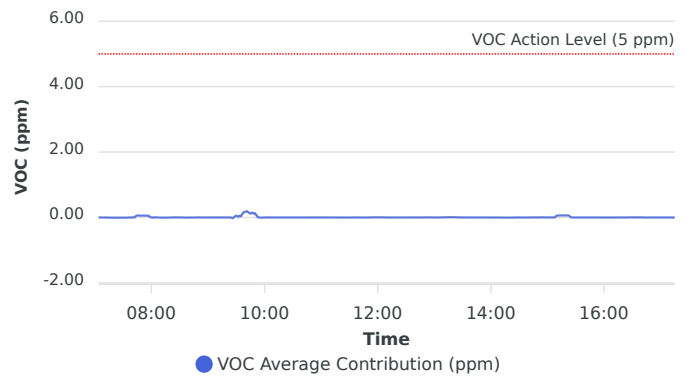
<b>Daily Monitoring Summary</b>	<b>PM10 (<math>\mu\text{g}/\text{m}^3</math>)</b>	<b>Time</b>	<b>VOC (ppm)</b>	<b>Time</b>
<b>Min Contribution (15 min avg.) - 10/16/2023</b>	-5.8	13:04	-0.02	09:26
<b>Max Contribution (15 min avg.) - 10/16/2023</b>	18.4	08:44	0.19	09:41



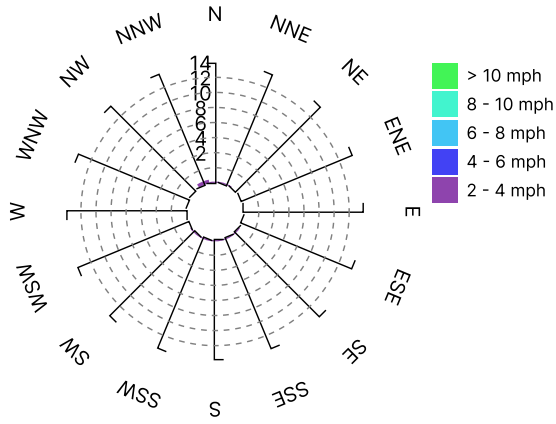
**PM10 Average Contribution ( $\mu\text{g}/\text{m}^3$ )**



**VOC Average Contribution (ppm)**



Contribution wind rose (mph)





Date/Time	Average Upwind PM10 (µg/m³)	Average Downwind PM10 (µg/m³)	Average Contribution PM10 (µg/m³)	Average Upwind VOC (ppm)	Average Downwind VOC (ppm)	Average Contribution VOC (ppm)	Wind Speed 15 min Avg	Wind Direction
10/16/2023 07:04:00	3.1	1.8	-1.3	0.00	0.00	0.00	1.3	NW
10/16/2023 07:05:00	3.3	1.8	-1.5	0.00	0.00	0.00	1.4	WNW
10/16/2023 07:06:00	3.0	3.2	0.2	0.00	0.00	0.00	1.4	WNW
10/16/2023 07:07:00	2.9	3.7	0.8	0.00	0.00	0.00	1.3	WNW
10/16/2023 07:08:00	2.8	3.4	0.6	0.00	0.00	0.00	1.3	NW
10/16/2023 07:09:00	2.6	3.4	0.7	0.00	0.00	0.00	1.2	WNW
10/16/2023 07:10:00	2.6	3.0	0.4	0.00	0.00	0.00	1.0	N
10/16/2023 07:11:00	2.4	2.9	0.6	0.00	0.00	0.00	1.0	SW
10/16/2023 07:12:00	2.2	2.9	0.7	0.00	0.00	0.00	1.0	WNW
10/16/2023 07:13:00	2.2	3.0	0.8	0.00	0.00	0.00	1.0	WNW
10/16/2023 07:14:00	2.2	3.2	1.0	0.01	0.00	0.00	1.0	WSW
10/16/2023 07:15:00	2.4	3.3	0.8	0.01	0.00	0.00	1.0	WSW
10/16/2023 07:16:00	2.7	3.5	0.8	0.01	0.00	-0.01	1.0	S
10/16/2023 07:17:00	2.9	3.6	0.7	0.01	0.00	-0.01	1.1	WNW
10/16/2023 07:18:00	3.0	3.8	0.8	0.01	0.00	-0.01	1.1	W
10/16/2023 07:19:00	3.1	4.4	1.3	0.01	0.00	-0.01	1.1	SSE
10/16/2023 07:20:00	3.9	4.4	0.5	0.01	0.00	-0.01	1.0	NNW
10/16/2023 07:21:00	4.2	4.1	0.0	0.01	0.00	-0.01	1.0	ESE
10/16/2023 07:22:00	4.1	4.0	-0.1	0.01	0.00	-0.01	1.0	S
10/16/2023 07:23:00	4.1	4.2	0.1	0.01	0.00	-0.01	1.0	SSE
10/16/2023 07:24:00	4.2	4.3	0.1	0.01	0.00	-0.01	1.0	S
10/16/2023 07:25:00	4.5	4.4	-0.1	0.01	0.00	-0.01	1.0	NNW
10/16/2023 07:26:00	5.0	4.4	-0.6	0.01	0.00	-0.01	1.1	N
10/16/2023 07:27:00	5.3	4.5	-0.8	0.01	0.01	0.00	1.1	N
10/16/2023 07:28:00	5.4	4.6	-0.8	0.01	0.01	-0.01	1.1	WSW
10/16/2023 07:29:00	5.4	4.9	-0.5	0.01	0.01	-0.01	1.1	SSE
10/16/2023 07:30:00	5.2	4.9	-0.3	0.01	0.01	-0.01	1.0	W
10/16/2023 07:31:00	5.1	4.6	-0.4	0.01	0.01	0.00	1.0	NNW
10/16/2023 07:32:00	4.8	4.7	-0.1	0.01	0.01	0.00	1.0	NW
10/16/2023 07:33:00	4.7	4.7	0.0	0.01	0.01	0.00	1.0	WNW
10/16/2023 07:34:00	4.7	4.2	-0.5	0.01	0.01	0.00	1.0	NW
10/16/2023 07:35:00	3.8	4.4	0.6	0.01	0.01	0.00	1.0	NW

Date/Time	Average Upwind PM10 (µg/m³)	Average Downwind PM10 (µg/m³)	Average Contribution PM10 (µg/m³)	Average Upwind VOC (ppm)	Average Downwind VOC (ppm)	Average Contribution VOC (ppm)	Wind Speed 15 min Avg	Wind Direction
10/16/2023 07:36:00	3.7	4.5	0.8	0.01	0.01	0.00	1.0	NNE
10/16/2023 07:37:00	3.7	4.5	0.8	0.01	0.01	0.00	1.0	NNW
10/16/2023 07:38:00	3.9	4.5	0.6	0.01	0.01	0.00	1.0	NW
10/16/2023 07:39:00	3.9	4.5	0.7	0.01	0.01	0.00	1.0	NW
10/16/2023 07:40:00	3.8	4.5	0.7	0.01	0.01	0.00	1.0	NW
10/16/2023 07:41:00	3.7	4.5	0.7	0.01	0.02	0.01	1.0	NNW
10/16/2023 07:42:00	3.8	4.3	0.5	0.01	0.02	0.00	1.0	N
10/16/2023 07:43:00	3.7	4.3	0.6	0.01	0.05	0.03	0.9	W
10/16/2023 07:44:00	3.8	4.1	0.3	0.01	0.07	0.05	0.9	SW
10/16/2023 07:45:00	4.0	4.6	0.6	0.01	0.07	0.06	0.9	S
10/16/2023 07:46:00	4.1	4.7	0.6	0.01	0.08	0.07	0.9	E
10/16/2023 07:47:00	4.5	4.6	0.1	0.02	0.08	0.06	0.9	SSE
10/16/2023 07:48:00	4.8	4.5	-0.3	0.03	0.08	0.05	0.8	SSE
10/16/2023 07:49:00	4.9	4.5	-0.5	0.03	0.09	0.06	0.8	N
10/16/2023 07:50:00	5.2	4.4	-0.8	0.03	0.09	0.06	0.8	NW
10/16/2023 07:51:00	5.2	4.6	-0.6	0.03	0.09	0.06	0.8	NNW
10/16/2023 07:52:00	5.2	4.5	-0.6	0.03	0.09	0.06	0.8	NNW
10/16/2023 07:53:00	5.0	4.8	-0.3	0.03	0.09	0.06	0.8	S
10/16/2023 07:54:00	5.0	4.7	-0.3	0.03	0.09	0.06	0.9	NW
10/16/2023 07:55:00	4.8	4.9	0.1	0.03	0.09	0.06	0.8	NW
10/16/2023 07:56:00	4.8	5.0	0.3	0.03	0.08	0.05	0.8	E
10/16/2023 07:57:00	4.8	5.0	0.1	0.03	0.08	0.06	0.9	E
10/16/2023 07:58:00	4.8	5.4	0.6	0.03	0.05	0.03	0.9	SSE
10/16/2023 07:59:00	4.7	5.2	0.6	0.03	0.03	0.01	0.9	S
10/16/2023 08:00:00	4.6	4.5	-0.1	0.03	0.03	0.01	0.9	NNW
10/16/2023 08:01:00	4.6	4.3	-0.3	0.03	0.02	-0.01	0.9	N
10/16/2023 08:02:00	4.3	4.0	-0.4	0.02	0.02	0.00	0.9	NW
10/16/2023 08:03:00	4.0	3.8	-0.1	0.01	0.02	0.01	0.9	WNW
10/16/2023 08:04:00	3.7	3.7	0.0	0.01	0.01	0.00	0.9	E
10/16/2023 08:05:00	3.3	3.5	0.2	0.01	0.01	0.01	0.9	SSE
10/16/2023 08:06:00	3.2	3.2	0.0	0.01	0.01	0.00	0.9	ESE
10/16/2023 08:07:00	3.2	3.2	0.0	0.01	0.01	0.00	0.8	SSW
10/16/2023 08:08:00	3.5	3.4	-0.1	0.01	0.01	0.00	0.8	SSE

Date/Time	Average Upwind PM10 (µg/m³)	Average Downwind PM10 (µg/m³)	Average Contribution PM10 (µg/m³)	Average Upwind VOC (ppm)	Average Downwind VOC (ppm)	Average Contribution VOC (ppm)	Wind Speed 15 min Avg	Wind Direction
10/16/2023 08:09:00	3.5	3.4	-0.1	0.01	0.01	0.00	0.8	SE
10/16/2023 08:10:00	3.5	3.4	-0.1	0.01	0.00	0.00	0.8	SSE
10/16/2023 08:11:00	3.3	3.4	0.1	0.01	0.00	-0.01	0.8	SSE
10/16/2023 08:12:00	3.0	3.5	0.5	0.01	0.00	-0.01	0.8	NNW
10/16/2023 08:13:00	3.0	2.8	-0.2	0.01	0.00	0.00	0.8	NW
10/16/2023 08:14:00	3.2	2.7	-0.5	0.01	0.00	0.00	0.7	NNW
10/16/2023 08:15:00	3.0	2.7	-0.3	0.01	0.00	0.00	0.7	N
10/16/2023 08:16:00	2.7	3.0	0.2	0.01	0.00	0.00	0.7	NW
10/16/2023 08:17:00	2.7	3.1	0.4	0.01	0.00	0.00	0.8	NW
10/16/2023 08:18:00	2.8	3.1	0.3	0.01	0.00	0.00	0.8	NW
10/16/2023 08:19:00	2.9	3.4	0.5	0.01	0.00	0.00	0.8	WNW
10/16/2023 08:20:00	3.6	3.6	0.0	0.01	0.00	0.00	0.9	NNW
10/16/2023 08:21:00	3.9	3.7	-0.2	0.01	0.00	0.00	0.9	NW
10/16/2023 08:22:00	5.0	3.6	-1.4	0.00	0.00	0.00	0.9	NNW
10/16/2023 08:23:00	5.1	3.1	-1.9	0.00	0.01	0.00	0.9	NNW
10/16/2023 08:24:00	5.0	2.8	-2.2	0.00	0.01	0.00	0.9	S
10/16/2023 08:25:00	5.1	2.6	-2.5	0.00	0.01	0.00	0.9	SW
10/16/2023 08:26:00	5.2	2.9	-2.4	0.00	0.01	0.00	0.9	S
10/16/2023 08:27:00	5.4	4.1	-1.3	0.00	0.00	0.00	0.9	WSW
10/16/2023 08:28:00	5.9	4.2	-1.7	0.00	0.00	0.00	0.9	N
10/16/2023 08:29:00	8.2	4.2	-4.1	0.00	0.00	0.00	0.9	NNW
10/16/2023 08:30:00	8.2	9.7	1.5	0.00	0.00	0.00	0.9	S
10/16/2023 08:31:00	8.1	15.7	7.6	0.00	0.00	0.00	0.9	W
10/16/2023 08:32:00	7.9	20.1	12.2	0.00	0.00	0.00	0.9	WNW
10/16/2023 08:33:00	7.9	22.4	14.5	0.00	0.01	0.00	0.9	SW
10/16/2023 08:34:00	8.5	22.1	13.7	0.01	0.01	0.00	0.9	N
10/16/2023 08:35:00	7.9	22.0	14.1	0.01	0.00	-0.01	0.8	N
10/16/2023 08:36:00	7.7	22.0	14.3	0.01	0.01	0.00	0.8	WNW
10/16/2023 08:37:00	7.3	22.4	15.1	0.01	0.01	0.00	0.8	NW
10/16/2023 08:38:00	7.6	23.1	15.5	0.01	0.01	0.00	0.8	NW
10/16/2023 08:39:00	7.9	23.5	15.7	0.01	0.01	0.00	0.8	NNE
10/16/2023 08:40:00	8.1	24.2	16.1	0.01	0.01	0.00	0.8	SSE
10/16/2023 08:41:00	8.4	24.4	16.0	0.01	0.01	0.00	0.8	SE

Date/Time	Average Upwind PM10 (µg/m³)	Average Downwind PM10 (µg/m³)	Average Contribution PM10 (µg/m³)	Average Upwind VOC (ppm)	Average Downwind VOC (ppm)	Average Contribution VOC (ppm)	Wind Speed 15 min Avg	Wind Direction
10/16/2023 08:42:00	8.8	24.5	15.7	0.01	0.01	0.00	0.8	NNW
10/16/2023 08:43:00	8.7	25.3	16.6	0.01	0.01	0.00	0.9	NNW
10/16/2023 08:44:00	6.9	25.3	18.4	0.01	0.01	0.00	0.9	NW
10/16/2023 08:45:00	7.5	19.8	12.3	0.01	0.01	0.00	0.9	WNW
10/16/2023 08:46:00	7.6	14.1	6.5	0.01	0.01	0.00	1.0	NNW
10/16/2023 08:47:00	8.8	9.8	1.0	0.01	0.01	0.00	1.0	NNE
10/16/2023 08:48:00	10.1	7.9	-2.2	0.01	0.01	0.00	1.0	NNW
10/16/2023 08:49:00	10.0	8.6	-1.4	0.01	0.01	0.00	1.1	NNW
10/16/2023 08:50:00	10.7	9.0	-1.7	0.00	0.01	0.01	1.1	NW
10/16/2023 08:51:00	11.2	9.6	-1.6	0.00	0.01	0.00	1.1	ENE
10/16/2023 08:52:00	10.8	9.7	-1.1	0.00	0.01	0.00	1.1	NNW
10/16/2023 08:53:00	10.4	9.3	-1.1	0.00	0.01	0.00	1.1	N
10/16/2023 08:54:00	10.5	9.3	-1.2	0.00	0.00	0.00	1.1	NW
10/16/2023 08:55:00	10.6	9.0	-1.6	0.00	0.00	0.00	1.1	SSE
10/16/2023 08:56:00	10.4	9.2	-1.2	0.00	0.00	0.00	1.1	NW
10/16/2023 08:57:00	10.0	8.1	-1.9	0.00	0.00	0.00	1.2	NE
10/16/2023 08:58:00	9.7	7.2	-2.5	0.00	0.00	0.00	1.1	E
10/16/2023 08:59:00	9.3	7.3	-2.0	0.00	0.00	0.00	1.1	E
10/16/2023 09:00:00	8.9	7.3	-1.5	0.00	0.00	0.00	1.1	NE
10/16/2023 09:01:00	8.9	7.0	-1.9	0.00	0.00	0.00	1.1	NNE
10/16/2023 09:02:00	8.0	6.9	-1.1	0.00	0.00	0.00	1.0	SE
10/16/2023 09:03:00	6.7	6.6	-0.1	0.00	0.00	0.00	1.0	E
10/16/2023 09:04:00	6.1	5.9	-0.1	0.00	0.00	0.00	1.0	SE
10/16/2023 09:05:00	5.4	5.5	0.1	0.00	0.00	0.00	1.0	WNW
10/16/2023 09:06:00	4.9	4.9	0.0	0.00	0.00	0.00	1.0	W
10/16/2023 09:07:00	4.5	4.5	0.0	0.00	0.00	0.00	1.0	NNW
10/16/2023 09:08:00	4.2	4.2	0.1	0.00	0.00	0.00	1.0	E
10/16/2023 09:09:00	3.9	3.8	0.0	0.00	0.00	0.00	1.0	E
10/16/2023 09:10:00	3.3	3.5	0.3	0.00	0.00	0.00	1.0	SE
10/16/2023 09:11:00	3.0	2.9	-0.1	0.00	0.00	0.00	1.0	SE
10/16/2023 09:12:00	2.8	2.6	-0.3	0.00	0.00	0.00	1.0	SSE
10/16/2023 09:13:00	2.9	2.6	-0.3	0.00	0.00	0.00	1.0	S
10/16/2023 09:14:00	2.7	2.7	0.0	0.00	0.00	0.00	1.0	NW

Date/Time	Average Upwind PM10 (µg/m³)	Average Downwind PM10 (µg/m³)	Average Contribution PM10 (µg/m³)	Average Upwind VOC (ppm)	Average Downwind VOC (ppm)	Average Contribution VOC (ppm)	Wind Speed 15 min Avg	Wind Direction
10/16/2023 09:15:00	2.8	2.7	-0.1	0.00	0.00	0.00	1.0	SW
10/16/2023 09:16:00	3.2	2.7	-0.5	0.00	0.00	0.00	1.0	WNW
10/16/2023 09:17:00	3.1	2.8	-0.3	0.00	0.00	0.00	1.0	NNW
10/16/2023 09:18:00	3.2	2.8	-0.3	0.00	0.00	0.00	1.0	WNW
10/16/2023 09:19:00	3.4	2.9	-0.4	0.00	0.00	0.00	1.0	NNW
10/16/2023 09:20:00	3.5	3.0	-0.5	0.00	0.00	0.00	1.0	NNW
10/16/2023 09:21:00	3.7	3.0	-0.7	0.00	0.00	0.00	1.0	NNE
10/16/2023 09:22:00	3.8	3.3	-0.5	0.00	0.00	0.00	1.0	E
10/16/2023 09:23:00	3.9	3.8	-0.1	0.00	0.00	0.00	0.9	ESE
10/16/2023 09:24:00	4.8	3.9	-1.0	0.00	0.00	0.00	0.9	S
10/16/2023 09:25:00	5.0	4.1	-0.9	0.01	0.00	-0.01	0.9	NE
10/16/2023 09:26:00	5.1	4.1	-1.0	0.02	0.00	-0.02	0.9	NNE
10/16/2023 09:27:00	6.1	4.3	-1.9	0.02	0.02	-0.01	0.9	NW
10/16/2023 09:28:00	6.4	4.6	-1.8	0.02	0.05	0.02	0.9	W
10/16/2023 09:29:00	6.8	4.6	-2.2	0.02	0.07	0.04	0.9	NW
10/16/2023 09:30:00	6.8	4.8	-2.1	0.03	0.08	0.06	0.9	SSE
10/16/2023 09:31:00	6.5	4.7	-1.8	0.04	0.08	0.04	0.9	E
10/16/2023 09:32:00	6.9	4.5	-2.4	0.06	0.08	0.02	0.9	NNW
10/16/2023 09:33:00	6.8	4.6	-2.1	0.06	0.10	0.04	0.9	WNW
10/16/2023 09:34:00	7.8	4.6	-3.2	0.06	0.11	0.06	0.9	SSW
10/16/2023 09:35:00	7.8	9.2	1.4	0.08	0.12	0.04	0.9	ESE
10/16/2023 09:36:00	7.6	11.1	3.5	0.09	0.18	0.09	0.9	SE
10/16/2023 09:37:00	7.6	11.5	3.8	0.11	0.24	0.13	0.9	ENE
10/16/2023 09:38:00	7.7	11.0	3.3	0.13	0.29	0.16	0.9	NNW
10/16/2023 09:39:00	6.7	10.9	4.2	0.13	0.30	0.17	1.0	NW
10/16/2023 09:40:00	6.6	10.6	4.0	0.12	0.30	0.18	1.0	NNW
10/16/2023 09:41:00	6.7	10.5	3.9	0.11	0.30	0.19	1.0	NW
10/16/2023 09:42:00	5.7	10.4	4.7	0.11	0.29	0.18	1.0	E
10/16/2023 09:43:00	5.2	10.1	4.9	0.11	0.26	0.15	0.9	SE
10/16/2023 09:44:00	5.9	10.0	4.0	0.11	0.24	0.13	1.0	NNE
10/16/2023 09:45:00	6.9	9.8	2.9	0.11	0.23	0.12	1.0	ESE
10/16/2023 09:46:00	7.0	9.8	2.9	0.10	0.23	0.13	1.0	NE
10/16/2023 09:47:00	6.6	9.8	3.3	0.08	0.23	0.15	1.0	NE



Date/Time	Average Upwind PM10 (µg/m³)	Average Downwind PM10 (µg/m³)	Average Contribution PM10 (µg/m³)	Average Upwind VOC (ppm)	Average Downwind VOC (ppm)	Average Contribution VOC (ppm)	Wind Speed 15 min Avg	Wind Direction
10/16/2023 09:48:00	6.8	9.6	2.8	0.08	0.21	0.13	1.0	NE
10/16/2023 09:49:00	5.6	9.8	4.2	0.08	0.20	0.12	1.0	SE
10/16/2023 09:50:00	5.7	5.3	-0.4	0.06	0.19	0.13	1.0	NW
10/16/2023 09:51:00	6.0	3.7	-2.3	0.05	0.13	0.08	0.9	NNW
10/16/2023 09:52:00	6.3	3.4	-2.9	0.03	0.07	0.04	1.0	NNE
10/16/2023 09:53:00	6.5	3.5	-3.0	0.01	0.02	0.01	1.0	SSE
10/16/2023 09:54:00	6.8	3.9	-2.9	0.01	0.01	0.00	1.0	NW
10/16/2023 09:55:00	6.8	4.8	-1.9	0.01	0.01	0.00	1.0	SSW
10/16/2023 09:56:00	6.8	5.7	-1.1	0.01	0.01	0.00	1.1	NW
10/16/2023 09:57:00	6.9	5.8	-1.1	0.01	0.01	0.00	1.1	NNE
10/16/2023 09:58:00	7.1	6.1	-1.0	0.01	0.01	0.00	1.1	NNW
10/16/2023 09:59:00	6.3	6.6	0.3	0.01	0.01	0.00	1.2	SSW
10/16/2023 10:00:00	5.1	6.8	1.6	0.01	0.00	0.00	1.1	WNW
10/16/2023 10:01:00	5.0	6.7	1.7	0.00	0.00	0.00	1.2	NNW
10/16/2023 10:02:00	5.1	6.8	1.7	0.00	0.00	0.00	1.1	N
10/16/2023 10:03:00	5.6	6.9	1.3	0.00	0.00	0.00	1.2	NW
10/16/2023 10:04:00	5.9	6.7	0.8	0.00	0.00	0.00	1.2	NNW
10/16/2023 10:05:00	5.8	6.6	0.8	0.00	0.00	0.00	1.1	NW
10/16/2023 10:06:00	5.5	6.5	1.1	0.00	0.00	0.00	1.1	S
10/16/2023 10:07:00	5.2	7.2	2.0	0.00	0.00	0.00	1.1	W
10/16/2023 10:08:00	5.8	7.2	1.4	0.00	0.00	0.00	1.1	NE
10/16/2023 10:09:00	5.9	7.4	1.5	0.00	0.00	0.00	1.1	WNW
10/16/2023 10:10:00	6.2	6.7	0.4	0.00	0.00	0.00	1.1	WNW
10/16/2023 10:11:00	6.3	6.0	-0.3	0.00	0.00	0.00	1.1	ESE
10/16/2023 10:12:00	6.2	6.2	0.0	0.00	0.00	0.00	1.1	WNW
10/16/2023 10:13:00	6.1	6.3	0.2	0.00	0.00	0.00	1.1	SSE
10/16/2023 10:14:00	5.8	5.9	0.1	0.00	0.00	0.00	1.0	NW
10/16/2023 10:15:00	6.0	5.8	-0.2	0.00	0.00	0.00	1.1	NNW
10/16/2023 10:16:00	6.0	6.0	0.1	0.00	0.00	0.00	1.0	NW
10/16/2023 10:17:00	6.1	6.0	-0.1	0.00	0.00	0.00	1.0	NNW
10/16/2023 10:18:00	5.5	6.1	0.6	0.00	0.00	0.00	1.0	NW
10/16/2023 10:19:00	5.3	6.2	0.8	0.00	0.00	0.00	1.1	WNW
10/16/2023 10:20:00	5.5	6.2	0.7	0.00	0.00	0.00	1.1	E

Date/Time	Average Upwind PM10 (µg/m³)	Average Downwind PM10 (µg/m³)	Average Contribution PM10 (µg/m³)	Average Upwind VOC (ppm)	Average Downwind VOC (ppm)	Average Contribution VOC (ppm)	Wind Speed 15 min Avg	Wind Direction
10/16/2023 10:21:00	5.6	6.2	0.6	0.00	0.00	0.00	1.1	WNW
10/16/2023 10:22:00	5.6	5.3	-0.3	0.00	0.00	0.00	1.1	NE
10/16/2023 10:23:00	4.7	5.3	0.5	0.00	0.00	0.00	1.1	NW
10/16/2023 10:24:00	4.4	5.0	0.5	0.00	0.00	0.00	1.0	SW
10/16/2023 10:25:00	4.1	5.0	0.9	0.00	0.00	0.00	1.0	WNW
10/16/2023 10:26:00	4.0	5.0	0.9	0.00	0.00	0.00	1.0	WNW
10/16/2023 10:27:00	4.1	4.7	0.7	0.00	0.00	0.00	1.0	NNW
10/16/2023 10:28:00	4.1	4.5	0.3	0.00	0.00	0.00	1.0	SSW
10/16/2023 10:29:00	4.7	4.3	-0.3	0.00	0.00	0.00	1.0	N
10/16/2023 10:30:00	6.4	4.3	-2.0	0.00	0.00	0.00	0.9	NW
10/16/2023 10:31:00	6.5	4.3	-2.3	0.00	0.00	0.00	0.9	N
10/16/2023 10:32:00	6.5	4.3	-2.2	0.00	0.00	0.00	0.9	NNW
10/16/2023 10:33:00	6.7	4.3	-2.4	0.00	0.00	0.00	0.9	NNW
10/16/2023 10:34:00	6.7	4.3	-2.4	0.00	0.00	0.00	0.9	WNW
10/16/2023 10:35:00	6.5	4.3	-2.2	0.00	0.00	0.00	0.9	NW
10/16/2023 10:36:00	6.6	4.2	-2.4	0.00	0.00	0.00	0.9	NW
10/16/2023 10:37:00	6.5	4.3	-2.3	0.00	0.00	0.00	0.9	NW
10/16/2023 10:38:00	7.0	4.2	-2.8	0.00	0.00	0.00	0.9	NE
10/16/2023 10:39:00	7.1	4.1	-3.1	0.00	0.00	0.00	0.9	NNE
10/16/2023 10:40:00	7.3	4.0	-3.3	0.00	0.00	0.00	0.9	NE
10/16/2023 10:41:00	7.3	4.0	-3.3	0.00	0.00	0.00	0.9	NE
10/16/2023 10:42:00	7.3	4.1	-3.2	0.00	0.00	0.00	0.9	N
10/16/2023 10:43:00	7.3	4.1	-3.2	0.00	0.00	0.00	0.9	NNE
10/16/2023 10:44:00	6.8	4.1	-2.7	0.00	0.00	0.00	0.9	S
10/16/2023 10:45:00	4.9	4.0	-1.0	0.00	0.00	0.00	0.9	N
10/16/2023 10:46:00	4.8	3.9	-0.9	0.00	0.00	0.00	0.9	ESE
10/16/2023 10:47:00	4.6	3.8	-0.8	0.00	0.00	0.00	0.9	ENE
10/16/2023 10:48:00	4.4	3.7	-0.7	0.00	0.00	0.00	0.9	NNW
10/16/2023 10:49:00	4.3	3.7	-0.7	0.00	0.00	0.00	0.9	NW
10/16/2023 10:50:00	4.4	3.6	-0.8	0.00	0.00	0.00	0.8	N
10/16/2023 10:51:00	4.3	3.6	-0.7	0.00	0.00	0.00	0.8	NNW
10/16/2023 10:52:00	4.3	3.4	-0.9	0.00	0.00	0.00	0.8	ESE
10/16/2023 10:53:00	4.0	3.4	-0.6	0.00	0.00	0.00	0.7	N

Date/Time	Average Upwind PM10 (µg/m³)	Average Downwind PM10 (µg/m³)	Average Contribution PM10 (µg/m³)	Average Upwind VOC (ppm)	Average Downwind VOC (ppm)	Average Contribution VOC (ppm)	Wind Speed 15 min Avg	Wind Direction
10/16/2023 10:54:00	3.8	3.4	-0.3	0.00	0.00	0.00	0.7	SSE
10/16/2023 10:55:00	3.8	3.4	-0.4	0.00	0.00	0.00	0.7	N
10/16/2023 10:56:00				0.00	0.00	0.00	0.7	WNW
10/16/2023 10:57:00				0.00	0.00	0.00	0.8	ENE
10/16/2023 10:58:00	2.6	2.9	0.2	0.00	0.00	0.00	0.8	ESE
10/16/2023 10:59:00				0.00	0.00	0.00	0.8	N
10/16/2023 11:00:00				0.00	0.00	0.00	0.8	S
10/16/2023 11:01:00	3.0	3.7	0.7	0.00	0.00	0.00	0.7	SW
10/16/2023 11:02:00	3.6	4.0	0.4	0.00	0.00	0.00	0.7	NW
10/16/2023 11:03:00	4.0	4.5	0.4	0.00	0.00	0.00	0.7	SSW
10/16/2023 11:04:00	3.8	4.6	0.8	0.00	0.00	0.00	0.7	W
10/16/2023 11:05:00	3.6	4.9	1.3	0.00	0.00	0.00	0.7	WNW
10/16/2023 11:06:00	4.2	4.4	0.3	0.00	0.00	0.00	0.7	ENE
10/16/2023 11:07:00	4.0	4.5	0.4	0.00	0.00	0.00	0.7	SE
10/16/2023 11:08:00	4.0	4.4	0.4	0.00	0.00	0.00	0.8	SE
10/16/2023 11:09:00	3.9	4.5	0.6	0.00	0.00	0.00	0.7	NW
10/16/2023 11:10:00	4.0	4.5	0.5	0.00	0.00	0.00	0.7	NNE
10/16/2023 11:11:00	4.0	4.4	0.3	0.00	0.00	0.00	0.7	NE
10/16/2023 11:12:00	4.4	4.3	-0.1	0.00	0.00	0.00	0.7	N
10/16/2023 11:13:00	4.4	4.1	-0.2	0.00	0.00	0.00	0.7	N
10/16/2023 11:14:00	4.2	4.1	-0.1	0.00	0.00	0.00	0.7	SSW
10/16/2023 11:15:00	4.1	4.1	0.0	0.00	0.00	0.00	0.7	WSW
10/16/2023 11:16:00	4.0	4.4	0.3	0.00	0.00	0.00	0.7	S
10/16/2023 11:17:00	4.3	4.3	-0.1	0.00	0.00	0.00	0.7	N
10/16/2023 11:18:00	5.1	4.2	-0.9	0.00	0.00	0.00	0.7	SW
10/16/2023 11:19:00	6.1	4.1	-2.0	0.00	0.00	0.00	0.7	SSE
10/16/2023 11:20:00	6.6	3.9	-2.7	0.00	0.00	0.00	0.7	WNW
10/16/2023 11:21:00	6.3	4.5	-1.9	0.00	0.00	0.00	0.7	SE
10/16/2023 11:22:00	6.3	4.6	-1.8	0.00	0.00	0.00	0.7	NNE
10/16/2023 11:23:00	6.7	4.5	-2.1	0.00	0.00	0.00	0.7	NW
10/16/2023 11:24:00	6.7	4.7	-2.0	0.00	0.00	0.00	0.7	NNE
10/16/2023 11:25:00	6.8	6.1	-0.8	0.00	0.00	0.00	0.7	N
10/16/2023 11:26:00	7.0	8.0	1.0	0.00	0.00	0.00	0.8	NNW

Date/Time	Average Upwind PM10 (µg/m³)	Average Downwind PM10 (µg/m³)	Average Contribution PM10 (µg/m³)	Average Upwind VOC (ppm)	Average Downwind VOC (ppm)	Average Contribution VOC (ppm)	Wind Speed 15 min Avg	Wind Direction
10/16/2023 11:27:00	6.7	8.3	1.6	0.00	0.00	0.00	0.8	NE
10/16/2023 11:28:00	6.6	8.7	2.1	0.00	0.00	0.00	0.9	NW
10/16/2023 11:29:00	6.8	9.3	2.5	0.00	0.00	0.00	0.9	NNE
10/16/2023 11:30:00	7.9	9.2	1.3	0.00	0.00	0.00	0.9	WNW
10/16/2023 11:31:00	8.0	10.0	2.0	0.00	0.00	0.00	0.9	NW
10/16/2023 11:32:00	7.7	10.4	2.7	0.00	0.00	0.00	0.9	SE
10/16/2023 11:33:00	6.9	10.7	3.8	0.00	0.00	0.00	0.9	NW
10/16/2023 11:34:00	5.9	11.8	5.9	0.00	0.00	0.00	0.9	NW
10/16/2023 11:35:00	5.5	13.7	8.1	0.00	0.00	0.00	0.9	NNW
10/16/2023 11:36:00	7.0	13.6	6.6	0.00	0.00	0.00	0.9	NW
10/16/2023 11:37:00	8.5	15.3	6.8	0.00	0.00	0.00	1.0	NW
10/16/2023 11:38:00	9.6	15.8	6.2	0.00	0.00	0.00	1.0	NE
10/16/2023 11:39:00	9.8	16.5	6.7	0.00	0.00	0.00	1.0	NNE
10/16/2023 11:40:00	9.5	16.8	7.2	0.00	0.00	0.00	1.0	NW
10/16/2023 11:41:00	10.0	14.9	4.9	0.00	0.00	0.00	0.9	SSE
10/16/2023 11:42:00	10.7	14.7	4.0	0.00	0.00	0.00	0.8	SSE
10/16/2023 11:43:00	10.7	14.7	4.0	0.00	0.00	0.00	0.8	E
10/16/2023 11:44:00	11.1	14.1	2.9	0.00	0.00	0.00	0.8	SSW
10/16/2023 11:45:00	10.6	14.0	3.4	0.00	0.00	0.00	0.8	SSE
10/16/2023 11:46:00	11.1	13.1	2.0	0.00	0.00	0.00	0.9	NW
10/16/2023 11:47:00	11.1	13.9	2.8	0.00	0.00	0.00	0.8	NNE
10/16/2023 11:48:00	11.2	14.7	3.5	0.00	0.00	0.00	0.8	NNW
10/16/2023 11:49:00	11.3	14.1	2.8	0.00	0.00	0.00	0.8	NW
10/16/2023 11:50:00	11.3	13.2	1.9	0.00	0.00	0.00	0.8	NNW
10/16/2023 11:51:00	9.9	13.2	3.2	0.00	0.00	0.00	0.8	N
10/16/2023 11:52:00	8.5	11.3	2.9	0.00	0.00	0.00	0.8	NNW
10/16/2023 11:53:00	7.0	10.9	3.9	0.00	0.00	0.00	0.8	NW
10/16/2023 11:54:00	6.9	10.2	3.3	0.00	0.00	0.00	0.8	NW
10/16/2023 11:55:00	6.8	8.5	1.6	0.00	0.00	0.00	0.8	NNW
10/16/2023 11:56:00	6.1	8.5	2.4	0.00	0.01	0.00	0.8	NNW
10/16/2023 11:57:00	5.5	8.5	3.0	0.00	0.01	0.00	0.8	E
10/16/2023 11:58:00	5.5	8.2	2.7	0.00	0.01	0.00	0.8	W
10/16/2023 11:59:00	5.1	8.3	3.2	0.00	0.01	0.00	0.8	NNE

Date/Time	Average Upwind PM10 (µg/m³)	Average Downwind PM10 (µg/m³)	Average Contribution PM10 (µg/m³)	Average Upwind VOC (ppm)	Average Downwind VOC (ppm)	Average Contribution VOC (ppm)	Wind Speed 15 min Avg	Wind Direction
10/16/2023 12:00:00	4.6	8.5	3.9	0.00	0.01	0.00	0.8	WNW
10/16/2023 12:01:00	4.1	8.4	4.3	0.00	0.01	0.00	0.8	NW
10/16/2023 12:02:00	4.0	7.1	3.1	0.00	0.01	0.00	0.9	N
10/16/2023 12:03:00	3.9	6.0	2.1	0.00	0.01	0.00	0.9	WSW
10/16/2023 12:04:00	3.7	5.5	1.8	0.00	0.01	0.00	0.9	NNW
10/16/2023 12:05:00	3.7	4.6	0.9	0.00	0.01	0.00	0.9	NNW
10/16/2023 12:06:00	3.7	4.2	0.5	0.00	0.00	0.00	1.0	N
10/16/2023 12:07:00	3.6	4.2	0.5	0.00	0.00	0.00	1.0	NNW
10/16/2023 12:08:00	3.6	4.2	0.6	0.00	0.00	0.00	1.0	SSW
10/16/2023 12:09:00	3.5	4.0	0.5	0.00	0.00	0.00	1.0	NW
10/16/2023 12:10:00	3.7	4.0	0.3	0.00	0.00	0.00	1.0	NE
10/16/2023 12:11:00	3.7	4.0	0.3	0.00	0.00	0.00	1.0	WNW
10/16/2023 12:12:00	3.6	3.9	0.3	0.00	0.00	0.00	1.0	N
10/16/2023 12:13:00	3.7	3.8	0.1	0.00	0.00	0.00	1.1	W
10/16/2023 12:14:00	3.6	3.8	0.3	0.00	0.00	0.00	1.1	N
10/16/2023 12:15:00	3.5	3.8	0.3	0.00	0.00	0.00	1.1	WNW
10/16/2023 12:16:00	3.5	3.7	0.2	0.00	0.00	0.00	1.1	E
10/16/2023 12:17:00	3.5	3.8	0.3	0.00	0.00	0.00	1.1	S
10/16/2023 12:18:00	3.7	3.7	0.0	0.00	0.00	0.00	1.1	SE
10/16/2023 12:19:00	3.8	3.6	-0.2	0.00	0.00	0.00	1.1	E
10/16/2023 12:20:00	3.9	3.5	-0.3	0.00	0.00	0.00	1.0	NNW
10/16/2023 12:21:00	3.8	3.6	-0.3	0.00	0.00	0.00	1.0	NW
10/16/2023 12:22:00	3.8	3.6	-0.2	0.00	0.00	0.00	1.0	NNW
10/16/2023 12:23:00	3.9	3.5	-0.5	0.00	0.00	0.00	1.0	NNW
10/16/2023 12:24:00	3.8	3.4	-0.3	0.00	0.00	0.00	1.1	NW
10/16/2023 12:25:00	3.5	3.5	-0.1	0.00	0.00	0.00	1.1	WSW
10/16/2023 12:26:00	3.7	3.3	-0.4	0.00	0.00	0.00	1.1	NW
10/16/2023 12:27:00	3.8	3.3	-0.5	0.00	0.00	0.00	1.1	ESE
10/16/2023 12:28:00	3.7	3.4	-0.3	0.00	0.00	0.00	1.1	WNW
10/16/2023 12:29:00	3.8	3.3	-0.5	0.00	0.00	0.00	1.0	NE
10/16/2023 12:30:00	4.0	3.0	-0.9	0.00	0.00	0.00	1.0	NE
10/16/2023 12:31:00	4.1	3.0	-1.1	0.00	0.00	0.00	1.0	ENE
10/16/2023 12:32:00	4.2	3.2	-1.1	0.00	0.00	0.00	1.0	SE



Date/Time	Average Upwind PM10 (µg/m³)	Average Downwind PM10 (µg/m³)	Average Contribution PM10 (µg/m³)	Average Upwind VOC (ppm)	Average Downwind VOC (ppm)	Average Contribution VOC (ppm)	Wind Speed 15 min Avg	Wind Direction
10/16/2023 12:33:00	5.5	3.4	-2.2	0.00	0.00	0.00	1.0	N
10/16/2023 12:34:00	6.0	4.2	-1.8	0.00	0.00	0.00	1.1	N
10/16/2023 12:35:00	6.0	6.4	0.3	0.00	0.00	0.00	1.1	ESE
10/16/2023 12:36:00	6.3	8.2	1.9	0.00	0.00	0.00	1.1	N
10/16/2023 12:37:00	7.7	8.2	0.5	0.00	0.00	0.00	1.1	W
10/16/2023 12:38:00	7.9	10.1	2.2	0.00	0.00	0.00	1.1	N
10/16/2023 12:39:00	8.1	11.3	3.1	0.00	0.00	0.00	1.1	NNW
10/16/2023 12:40:00	9.1	11.3	2.3	0.00	0.00	0.00	1.1	SSE
10/16/2023 12:41:00	9.0	12.7	3.7	0.00	0.00	0.00	1.1	NNE
10/16/2023 12:42:00	9.6	12.9	3.3	0.00	0.00	0.00	1.1	SW
10/16/2023 12:43:00	10.4	13.4	3.0	0.00	0.00	0.00	1.2	N
10/16/2023 12:44:00	11.3	14.1	2.8	0.00	0.01	0.00	1.2	NNW
10/16/2023 12:45:00	11.6	14.8	3.2	0.00	0.01	0.00	1.2	NW
10/16/2023 12:46:00	11.5	15.3	3.7	0.00	0.01	0.00	1.3	ESE
10/16/2023 12:47:00	11.9	15.4	3.5	0.00	0.01	0.00	1.3	N
10/16/2023 12:48:00	10.6	15.8	5.2	0.00	0.01	0.00	1.3	N
10/16/2023 12:49:00	10.4	16.7	6.3	0.00	0.01	0.00	1.3	NW
10/16/2023 12:50:00	11.4	15.7	4.3	0.00	0.01	0.00	1.3	N
10/16/2023 12:51:00	15.0	15.7	0.7	0.00	0.01	0.00	1.3	NNE
10/16/2023 12:52:00	14.2	16.3	2.1	0.00	0.01	0.00	1.4	W
10/16/2023 12:53:00	16.4	14.9	-1.4	0.00	0.01	0.00	1.4	NNE
10/16/2023 12:54:00	16.6	13.9	-2.7	0.00	0.00	0.00	1.5	NNW
10/16/2023 12:55:00	16.3	14.0	-2.3	0.00	0.00	0.00	1.5	NNW
10/16/2023 12:56:00	16.6	12.8	-3.8	0.00	0.00	0.00	1.5	N
10/16/2023 12:57:00	16.5	13.8	-2.7	0.00	0.00	0.00	1.5	SE
10/16/2023 12:58:00	17.7	14.8	-2.9	0.00	0.00	0.00	1.5	ENE
10/16/2023 12:59:00	17.1	14.6	-2.6	0.00	0.00	0.00	1.5	SE
10/16/2023 13:00:00	19.0	14.3	-4.7	0.00	0.00	0.00	1.6	SSE
10/16/2023 13:01:00	20.1	14.4	-5.7	0.00	0.00	0.00	1.6	S
10/16/2023 13:02:00	20.0	14.9	-5.1	0.00	0.00	0.00	1.6	NE
10/16/2023 13:03:00	20.5	14.9	-5.6	0.00	0.00	0.00	1.6	SSE
10/16/2023 13:04:00	20.9	15.0	-5.8	0.00	0.00	0.00	1.6	N
10/16/2023 13:05:00	19.8	15.8	-4.0	0.00	0.00	0.00	1.6	NNW

Date/Time	Average Upwind PM10 (µg/m³)	Average Downwind PM10 (µg/m³)	Average Contribution PM10 (µg/m³)	Average Upwind VOC (ppm)	Average Downwind VOC (ppm)	Average Contribution VOC (ppm)	Wind Speed 15 min Avg	Wind Direction
10/16/2023 13:06:00	16.1	14.1	-2.0	0.00	0.00	0.00	1.6	NNW
10/16/2023 13:07:00	15.5	14.1	-1.4	0.00	0.00	0.00	1.6	NNW
10/16/2023 13:08:00	13.2	14.2	1.0	0.00	0.00	0.00	1.6	N
10/16/2023 13:09:00	13.0	14.4	1.4	0.00	0.00	0.00	1.6	NNW
10/16/2023 13:10:00	12.7	15.6	2.9	0.00	0.01	0.01	1.6	N
10/16/2023 13:11:00	12.5	16.3	3.8	0.00	0.01	0.01	1.6	NNW
10/16/2023 13:12:00	12.0	15.4	3.4	0.00	0.01	0.01	1.7	NNE
10/16/2023 13:13:00	10.1	14.4	4.3	0.00	0.01	0.01	1.7	ENE
10/16/2023 13:14:00	9.8	14.7	4.9	0.00	0.01	0.01	1.7	N
10/16/2023 13:15:00	7.8	16.0	8.2	0.00	0.01	0.01	1.7	NW
10/16/2023 13:16:00	6.7	16.8	10.1	0.00	0.01	0.01	1.7	NW
10/16/2023 13:17:00	6.6	16.6	10.1	0.00	0.01	0.01	1.7	NNW
10/16/2023 13:18:00	6.6	16.1	9.5	0.00	0.01	0.01	1.7	NW
10/16/2023 13:19:00	6.6	14.4	7.8	0.00	0.01	0.01	1.7	NW
10/16/2023 13:20:00	6.7	12.7	6.0	0.00	0.01	0.01	1.7	ESE
10/16/2023 13:21:00	6.9	12.5	5.5	0.00	0.01	0.01	1.7	NNW
10/16/2023 13:22:00	6.8	12.0	5.2	0.00	0.01	0.01	1.7	WNW
10/16/2023 13:23:00	6.9	11.5	4.7	0.00	0.01	0.01	1.7	NNW
10/16/2023 13:24:00	6.6	11.2	4.6	0.00	0.01	0.01	1.7	SSE
10/16/2023 13:25:00	6.5	9.7	3.2	0.00	0.00	0.00	1.6	ESE
10/16/2023 13:26:00	6.3	8.9	2.6	0.00	0.00	0.00	1.6	SSW
10/16/2023 13:27:00	6.3	8.7	2.3	0.00	0.00	0.00	1.5	NE
10/16/2023 13:28:00	6.4	8.1	1.7	0.00	0.00	0.00	1.5	NW
10/16/2023 13:29:00	6.3	7.5	1.1	0.00	0.00	0.00	1.4	E
10/16/2023 13:30:00	6.1	5.8	-0.3	0.00	0.00	0.00	1.3	NW
10/16/2023 13:31:00	6.1	4.6	-1.5	0.00	0.00	0.00	1.3	NNW
10/16/2023 13:32:00	6.3	4.0	-2.3	0.00	0.00	0.00	1.2	NE
10/16/2023 13:33:00	6.2	4.3	-1.9	0.00	0.00	0.00	1.2	NNE
10/16/2023 13:34:00	5.7	4.5	-1.2	0.00	0.00	0.00	1.1	WNW
10/16/2023 13:35:00	5.7	4.5	-1.2	0.00	0.00	0.00	1.1	NNE
10/16/2023 13:36:00	5.7	4.8	-0.9	0.00	0.00	0.00	1.0	N
10/16/2023 13:37:00	5.8	5.2	-0.6	0.00	0.00	0.00	1.1	S
10/16/2023 13:38:00	5.7	5.8	0.0	0.00	0.00	0.00	1.0	WSW

Date/Time	Average Upwind PM10 (µg/m³)	Average Downwind PM10 (µg/m³)	Average Contribution PM10 (µg/m³)	Average Upwind VOC (ppm)	Average Downwind VOC (ppm)	Average Contribution VOC (ppm)	Wind Speed 15 min Avg	Wind Direction
10/16/2023 13:39:00	6.2	5.8	-0.4	0.00	0.00	0.00	1.0	E
10/16/2023 13:40:00	6.3	6.2	-0.1	0.00	0.00	0.00	1.0	ESE
10/16/2023 13:41:00	6.6	6.5	-0.1	0.00	0.00	0.00	1.0	SSE
10/16/2023 13:42:00	6.4	7.0	0.6	0.00	0.00	0.00	1.0	W
10/16/2023 13:43:00	6.3	7.4	1.1	0.00	0.00	0.00	1.0	NW
10/16/2023 13:44:00	6.7	7.4	0.8	0.00	0.00	0.00	1.0	ENE
10/16/2023 13:45:00	6.8	7.5	0.7	0.00	0.00	0.00	1.0	NNE
10/16/2023 13:46:00	6.9	7.4	0.5	0.00	0.00	0.00	1.0	NW
10/16/2023 13:47:00	7.1	7.4	0.3	0.00	0.00	0.00	1.0	NNW
10/16/2023 13:48:00	6.7	7.2	0.5	0.00	0.00	0.00	1.0	E
10/16/2023 13:49:00	7.0	6.9	-0.1	0.00	0.00	0.00	1.0	ESE
10/16/2023 13:50:00	7.7	6.8	-0.9	0.00	0.00	0.00	1.0	N
10/16/2023 13:51:00	8.3	6.5	-1.8	0.00	0.00	0.00	1.0	N
10/16/2023 13:52:00	8.4	5.8	-2.6	0.00	0.00	0.00	0.9	NE
10/16/2023 13:53:00	8.3	5.3	-3.1	0.00	0.00	0.00	1.0	NE
10/16/2023 13:54:00	8.1	5.1	-3.0	0.00	0.00	0.00	0.9	NE
10/16/2023 13:55:00	8.0	5.4	-2.6	0.00	0.00	0.00	1.0	E
10/16/2023 13:56:00	8.5	6.8	-1.7	0.00	0.00	0.00	1.0	NNW
10/16/2023 13:57:00	8.8	8.2	-0.6	0.00	0.00	0.00	1.0	NNW
10/16/2023 13:58:00	9.2	16.5	7.3	0.00	0.00	0.00	1.0	NNE
10/16/2023 13:59:00	11.6	19.8	8.1	0.00	0.00	0.00	1.0	NNE
10/16/2023 14:00:00	12.9	22.1	9.3	0.00	0.00	0.00	1.0	N
10/16/2023 14:01:00	14.2	24.5	10.2	0.00	0.00	0.00	1.0	NNE
10/16/2023 14:02:00	14.6	25.6	11.0	0.00	0.00	0.00	1.1	NW
10/16/2023 14:03:00	15.2	25.6	10.3	0.00	0.00	0.00	1.0	NNW
10/16/2023 14:04:00	15.1	25.5	10.4	0.00	0.00	0.00	1.0	NE
10/16/2023 14:05:00	14.2	25.9	11.6	0.00	0.00	0.00	1.0	NNW
10/16/2023 14:06:00	13.4	26.8	13.4	0.00	0.00	0.00	1.0	N
10/16/2023 14:07:00	13.4	28.0	14.6	0.00	0.00	0.00	1.0	NNE
10/16/2023 14:08:00	14.2	28.4	14.1	0.00	0.00	0.00	1.0	SE
10/16/2023 14:09:00	15.3	28.6	13.4	0.00	0.00	0.00	1.0	SE
10/16/2023 14:10:00	15.4	29.2	13.8	0.00	0.00	0.00	1.0	WNW
10/16/2023 14:11:00	14.9	28.4	13.4	0.00	0.00	0.00	1.1	NW

Date/Time	Average Upwind PM10 (µg/m³)	Average Downwind PM10 (µg/m³)	Average Contribution PM10 (µg/m³)	Average Upwind VOC (ppm)	Average Downwind VOC (ppm)	Average Contribution VOC (ppm)	Wind Speed 15 min Avg	Wind Direction
10/16/2023 14:12:00	14.9	27.1	12.1	0.01	0.00	0.00	1.1	NNE
10/16/2023 14:13:00	15.2	18.8	3.5	0.00	0.00	0.00	1.1	NNW
10/16/2023 14:14:00	12.6	16.0	3.4	0.00	0.00	0.00	1.1	N
10/16/2023 14:15:00	11.7	13.7	2.0	0.00	0.00	0.00	1.2	SSE
10/16/2023 14:16:00	10.3	11.9	1.6	0.00	0.00	0.00	1.2	S
10/16/2023 14:17:00	11.3	11.3	0.0	0.00	0.00	0.00	1.2	NNW
10/16/2023 14:18:00	10.8	12.6	1.9	0.00	0.00	0.00	1.2	NW
10/16/2023 14:19:00	10.4	13.6	3.2	0.00	0.00	0.00	1.2	NE
10/16/2023 14:20:00	10.3	13.6	3.3	0.00	0.00	0.00	1.3	N
10/16/2023 14:21:00	10.3	13.6	3.3	0.00	0.00	0.00	1.4	N
10/16/2023 14:22:00	10.3	13.7	3.4	0.00	0.00	0.00	1.4	N
10/16/2023 14:23:00	9.5	15.2	5.6	0.00	0.00	0.00	1.4	NE
10/16/2023 14:24:00	8.5	15.3	6.9	0.00	0.00	0.00	1.3	N
10/16/2023 14:25:00	8.6	14.5	5.9	0.00	0.00	0.00	1.3	SE
10/16/2023 14:26:00	9.0	14.4	5.4	0.00	0.00	0.00	1.3	E
10/16/2023 14:27:00	8.9	15.6	6.6	0.00	0.00	0.00	1.2	ENE
10/16/2023 14:28:00	9.3	15.3	6.0	0.00	0.00	0.00	1.2	WNW
10/16/2023 14:29:00	9.5	15.0	5.4	0.00	0.00	0.00	1.2	WNW
10/16/2023 14:30:00	9.5	15.6	6.1	0.00	0.00	0.00	1.1	E
10/16/2023 14:31:00	9.5	15.8	6.3	0.00	0.00	0.00	1.1	N
10/16/2023 14:32:00	7.8	15.5	7.7	0.00	0.00	0.00	1.1	N
10/16/2023 14:33:00	7.7	14.2	6.5	0.00	0.00	0.00	1.0	NE
10/16/2023 14:34:00	8.0	13.3	5.3	0.00	0.00	0.00	1.0	ENE
10/16/2023 14:35:00	8.5	13.2	4.7	0.00	0.00	0.00	0.9	SSE
10/16/2023 14:36:00	8.9	13.2	4.3	0.00	0.00	0.00	0.8	N
10/16/2023 14:37:00	9.1	12.6	3.5	0.00	0.00	0.00	0.8	N
10/16/2023 14:38:00	9.7	10.9	1.2	0.00	0.00	0.00	0.8	WNW
10/16/2023 14:39:00	9.6	11.7	2.1	0.00	0.00	0.00	0.8	ESE
10/16/2023 14:40:00	10.0	11.9	1.9	0.00	0.00	0.00	0.8	SE
10/16/2023 14:41:00	10.1	11.8	1.7	0.00	0.00	0.00	0.8	ESE
10/16/2023 14:42:00	10.4	11.3	0.9	0.00	0.00	0.00	0.9	NNW
10/16/2023 14:43:00	9.6	11.9	2.3	0.00	0.00	0.00	0.9	N
10/16/2023 14:44:00	9.2	12.9	3.7	0.00	0.00	0.00	0.9	NW

Date/Time	Average Upwind PM10 (µg/m³)	Average Downwind PM10 (µg/m³)	Average Contribution PM10 (µg/m³)	Average Upwind VOC (ppm)	Average Downwind VOC (ppm)	Average Contribution VOC (ppm)	Wind Speed 15 min Avg	Wind Direction
10/16/2023 14:45:00	9.8	12.8	3.0	0.00	0.00	0.00	0.9	SE
10/16/2023 14:46:00	10.5	15.4	4.9	0.00	0.00	0.00	0.9	S
10/16/2023 14:47:00	11.1	19.0	7.9	0.00	0.00	0.00	0.8	W
10/16/2023 14:48:00	11.8	23.3	11.6	0.00	0.00	0.00	0.9	SE
10/16/2023 14:49:00	12.5	25.0	12.5	0.00	0.00	0.00	0.9	NNW
10/16/2023 14:50:00	12.1	25.7	13.6	0.00	0.01	0.00	0.9	NNW
10/16/2023 14:51:00	11.8	26.1	14.2	0.00	0.01	0.00	0.9	NE
10/16/2023 14:52:00	11.7	26.7	15.1	0.00	0.01	0.00	0.9	NNE
10/16/2023 14:53:00	11.7	27.9	16.2	0.00	0.01	0.00	0.9	NNW
10/16/2023 14:54:00				0.00	0.01	0.00	0.9	ENE
10/16/2023 14:55:00				0.00	0.01	0.00	0.9	NW
10/16/2023 14:56:00	2.9	7.1	4.2	0.00	0.01	0.00	1.0	SSW
10/16/2023 14:57:00				0.00	0.01	0.00	0.9	NNW
10/16/2023 14:58:00	0.0	5.9	5.9	0.00	0.01	0.00	1.0	NW
10/16/2023 14:59:00	5.9	3.0	-2.9	0.00	0.00	0.00	0.9	SE
10/16/2023 15:00:00	8.3	2.8	-5.5	0.00	0.00	0.00	0.9	NE
10/16/2023 15:01:00	8.9	8.2	-0.7	0.00	0.00	0.00	0.9	SE
10/16/2023 15:02:00	12.9	9.9	-3.0	0.00	0.00	0.00	0.9	NNE
10/16/2023 15:03:00	13.2	10.1	-3.1	0.00	0.00	0.00	1.0	SE
10/16/2023 15:04:00	13.6	10.3	-3.3	0.00	0.00	0.00	0.9	NNW
10/16/2023 15:05:00	12.7	11.2	-1.5	0.00	0.00	0.00	0.9	SSE
10/16/2023 15:06:00	12.0	12.2	0.2	0.00	0.00	0.00	0.9	SE
10/16/2023 15:07:00	11.6	12.2	0.6	0.00	0.00	0.00	0.9	S
10/16/2023 15:08:00	10.6	13.6	3.0	0.00	0.01	0.01	0.9	SW
10/16/2023 15:09:00	9.8	13.6	3.8	0.00	0.04	0.04	0.9	SSE
10/16/2023 15:10:00	9.2	12.9	3.7	0.00	0.06	0.06	0.8	SE
10/16/2023 15:11:00	8.9	12.4	3.5	0.00	0.06	0.06	0.8	SE
10/16/2023 15:12:00	8.6	11.6	3.0	0.00	0.06	0.06	0.8	NNE
10/16/2023 15:13:00	8.8	11.2	2.4	0.00	0.06	0.06	0.8	SE
10/16/2023 15:14:00	8.3	11.2	2.9	0.00	0.06	0.06	0.8	NE
10/16/2023 15:15:00	7.5	11.6	4.1	0.00	0.06	0.06	0.7	SE
10/16/2023 15:16:00	7.1	9.9	2.9	0.00	0.06	0.06	0.8	E
10/16/2023 15:17:00	5.5	8.8	3.4	0.00	0.06	0.06	0.8	ESE



Date/Time	Average Upwind PM10 (µg/m³)	Average Downwind PM10 (µg/m³)	Average Contribution PM10 (µg/m³)	Average Upwind VOC (ppm)	Average Downwind VOC (ppm)	Average Contribution VOC (ppm)	Wind Speed 15 min Avg	Wind Direction
10/16/2023 15:18:00	4.9	8.1	3.2	0.00	0.06	0.06	0.7	NNE
10/16/2023 15:19:00	3.9	7.6	3.8	0.00	0.06	0.06	0.8	SE
10/16/2023 15:20:00	3.5	6.7	3.2	0.00	0.06	0.06	0.8	SSE
10/16/2023 15:21:00	3.0	5.5	2.5	0.00	0.06	0.06	0.7	S
10/16/2023 15:22:00	2.7	4.7	2.0	0.00	0.06	0.06	0.7	ENE
10/16/2023 15:23:00	2.8	2.9	0.0	0.00	0.06	0.06	0.7	NNW
10/16/2023 15:24:00	2.9	1.9	-1.0	0.00	0.03	0.03	0.7	ENE
10/16/2023 15:25:00	3.0	1.6	-1.4	0.00	0.00	0.00	0.7	SE
10/16/2023 15:26:00	2.9	1.2	-1.6	0.00	0.00	0.00	0.6	NE
10/16/2023 15:27:00	2.9	1.2	-1.7	0.00	0.00	0.00	0.7	ENE
10/16/2023 15:28:00	3.0	1.2	-1.8	0.00	0.00	0.00	0.7	NNW
10/16/2023 15:29:00	2.9	1.2	-1.7	0.00	0.00	0.00	0.7	NNE
10/16/2023 15:30:00	3.1	0.7	-2.4	0.00	0.00	0.00	0.7	ENE
10/16/2023 15:31:00	2.8	0.8	-1.9	0.00	0.00	0.00	0.7	SSE
10/16/2023 15:32:00	2.7	0.9	-1.9	0.00	0.00	0.00	0.7	SE
10/16/2023 15:33:00	2.6	1.1	-1.5	0.00	0.00	0.00	0.8	SSE
10/16/2023 15:34:00	2.5	1.2	-1.4	0.00	0.00	0.00	0.8	WNW
10/16/2023 15:35:00	2.7	1.0	-1.7	0.00	0.00	0.00	0.8	E
10/16/2023 15:36:00	2.8	0.8	-2.0	0.00	0.00	0.00	0.8	E
10/16/2023 15:37:00	2.6	0.9	-1.6	0.00	0.00	0.00	0.8	NW
10/16/2023 15:38:00	2.6	0.9	-1.6	0.00	0.00	0.00	0.9	N
10/16/2023 15:39:00	2.4	1.1	-1.3	0.00	0.00	0.00	0.9	SSE
10/16/2023 15:40:00	2.5	1.1	-1.4	0.00	0.00	0.00	0.9	SE
10/16/2023 15:41:00	2.4	1.1	-1.4	0.00	0.00	0.00	0.9	NE
10/16/2023 15:42:00	2.3	1.1	-1.2	0.00	0.00	0.00	0.9	NNE
10/16/2023 15:43:00	2.0	1.1	-0.9	0.00	0.00	0.00	0.9	NW
10/16/2023 15:44:00	1.8	1.2	-0.6	0.00	0.00	0.00	0.9	WNW
10/16/2023 15:45:00	1.8	1.2	-0.6	0.00	0.00	0.00	0.9	NW
10/16/2023 15:46:00	2.0	1.0	-1.0	0.00	0.00	0.00	0.9	NNE
10/16/2023 15:47:00	1.7	1.1	-0.6	0.00	0.00	0.00	0.9	SE
10/16/2023 15:48:00	1.5	1.0	-0.5	0.00	0.00	0.00	0.9	SSW
10/16/2023 15:49:00	1.6	0.7	-0.9	0.00	0.00	0.00	0.9	SE
10/16/2023 15:50:00	1.5	0.7	-0.7	0.00	0.00	0.00	0.9	SW

Date/Time	Average Upwind PM10 (µg/m³)	Average Downwind PM10 (µg/m³)	Average Contribution PM10 (µg/m³)	Average Upwind VOC (ppm)	Average Downwind VOC (ppm)	Average Contribution VOC (ppm)	Wind Speed 15 min Avg	Wind Direction
10/16/2023 15:51:00	1.4	0.8	-0.6	0.00	0.00	0.00	0.9	S
10/16/2023 15:52:00	1.5	0.7	-0.8	0.00	0.00	0.00	0.9	ENE
10/16/2023 15:53:00	1.4	0.7	-0.7	0.00	0.00	0.00	0.9	ESE
10/16/2023 15:54:00	1.5	0.5	-1.0	0.00	0.00	0.00	0.9	ENE
10/16/2023 15:55:00	1.4	0.5	-0.8	0.00	0.00	0.00	0.9	NNW
10/16/2023 15:56:00	1.3	0.5	-0.8	0.00	0.00	0.00	0.9	NW
10/16/2023 15:57:00	1.3	0.5	-0.8	0.00	0.00	0.00	0.9	SE
10/16/2023 15:58:00	1.2	0.7	-0.5	0.00	0.00	0.00	0.9	SSE
10/16/2023 15:59:00	1.4	0.6	-0.8	0.00	0.00	0.00	0.9	SE
10/16/2023 16:00:00	1.3	0.6	-0.8	0.00	0.00	0.00	1.0	ENE
10/16/2023 16:01:00	1.2	0.6	-0.7	0.00	0.00	0.00	1.0	NNW
10/16/2023 16:02:00	1.4	0.4	-0.9	0.00	0.00	0.00	1.0	NNW
10/16/2023 16:03:00	1.5	0.3	-1.2	0.00	0.00	0.00	1.0	ESE
10/16/2023 16:04:00	1.5	0.3	-1.3	0.00	0.00	0.00	1.0	NNE
10/16/2023 16:05:00	1.7	0.2	-1.5	0.00	0.00	0.00	1.0	ESE
10/16/2023 16:06:00	1.9	0.1	-1.7	0.00	0.00	0.00	1.0	NW
10/16/2023 16:07:00	2.0	0.1	-1.8	0.00	0.00	0.00	1.0	NE
10/16/2023 16:08:00	1.9	0.4	-1.5	0.00	0.00	0.00	1.0	SSE
10/16/2023 16:09:00	1.8	0.6	-1.2	0.00	0.00	0.00	1.0	SE
10/16/2023 16:10:00	1.8	0.6	-1.2	0.00	0.00	0.00	1.0	SE
10/16/2023 16:11:00	1.6	0.8	-0.9	0.00	0.00	0.00	1.0	SSE
10/16/2023 16:12:00	1.7	0.8	-0.9	0.00	0.00	0.00	1.0	E
10/16/2023 16:13:00	1.8	0.6	-1.2	0.00	0.00	0.00	1.0	NE
10/16/2023 16:14:00	1.6	0.7	-0.9	0.00	0.00	0.00	0.9	W
10/16/2023 16:15:00	1.5	0.8	-0.7	0.00	0.00	0.00	0.9	W
10/16/2023 16:16:00	1.4	0.9	-0.5	0.00	0.00	0.00	0.9	SW
10/16/2023 16:17:00	1.3	1.1	-0.2	0.00	0.00	0.00	0.9	W
10/16/2023 16:18:00	1.1	1.3	0.2	0.00	0.00	0.00	0.9	SE
10/16/2023 16:19:00	1.0	1.5	0.6	0.00	0.00	0.00	0.9	WNW
10/16/2023 16:20:00	1.1	1.5	0.4	0.00	0.00	0.00	0.8	E
10/16/2023 16:21:00	1.2	1.5	0.3	0.00	0.00	0.00	0.8	SE
10/16/2023 16:22:00	1.4	1.5	0.1	0.00	0.00	0.00	0.8	ESE
10/16/2023 16:23:00	1.4	1.8	0.4	0.00	0.00	0.00	0.8	SE

Date/Time	Average Upwind PM10 (µg/m³)	Average Downwind PM10 (µg/m³)	Average Contribution PM10 (µg/m³)	Average Upwind VOC (ppm)	Average Downwind VOC (ppm)	Average Contribution VOC (ppm)	Wind Speed 15 min Avg	Wind Direction
10/16/2023 16:24:00	1.7	1.6	-0.1	0.00	0.00	0.00	0.8	ESE
10/16/2023 16:25:00	1.8	1.6	-0.3	0.00	0.00	0.00	0.8	SE
10/16/2023 16:26:00	2.2	1.4	-0.8	0.00	0.00	0.00	0.8	ENE
10/16/2023 16:27:00	2.7	1.4	-1.3	0.00	0.00	0.00	0.9	ESE
10/16/2023 16:28:00	2.6	2.0	-0.6	0.00	0.00	0.00	0.9	SE
10/16/2023 16:29:00	3.0	1.9	-1.1	0.00	0.00	0.00	0.9	SE
10/16/2023 16:30:00	3.2	1.8	-1.4	0.00	0.00	0.00	0.9	ESE
10/16/2023 16:31:00	3.2	2.0	-1.3	0.00	0.00	0.00	0.9	SSE
10/16/2023 16:32:00	3.4	1.8	-1.6	0.00	0.00	0.00	0.9	ESE
10/16/2023 16:33:00	3.7	1.6	-2.1	0.00	0.00	0.00	0.9	E
10/16/2023 16:34:00	3.7	1.5	-2.2	0.00	0.00	0.00	0.9	SE
10/16/2023 16:35:00	3.6	1.5	-2.1	0.00	0.00	0.00	0.9	ESE
10/16/2023 16:36:00	3.5	1.5	-2.0	0.00	0.00	0.00	1.0	SE
10/16/2023 16:37:00	3.2	1.5	-1.7	0.00	0.00	0.00	1.0	SE
10/16/2023 16:38:00	3.3	1.0	-2.3	0.00	0.00	0.00	1.0	ESE
10/16/2023 16:39:00	3.3	1.0	-2.2	0.00	0.00	0.00	1.1	E
10/16/2023 16:40:00	3.0	1.2	-1.8	0.00	0.00	0.00	1.1	WNW
10/16/2023 16:41:00	2.8	1.2	-1.6	0.00	0.00	0.00	1.1	NNW
10/16/2023 16:42:00	2.3	1.2	-1.1	0.00	0.00	0.00	1.1	NW
10/16/2023 16:43:00	2.3	0.7	-1.6	0.00	0.00	0.00	1.1	NW
10/16/2023 16:44:00	2.1	0.7	-1.3	0.00	0.00	0.00	1.1	NNW
10/16/2023 16:45:00	1.9	0.7	-1.2	0.00	0.00	0.00	1.1	N
10/16/2023 16:46:00	1.9	0.6	-1.3	0.00	0.00	0.00	1.1	SW
10/16/2023 16:47:00	1.8	0.6	-1.3	0.00	0.00	0.00	1.1	E
10/16/2023 16:48:00	1.8	0.6	-1.2	0.00	0.00	0.00	1.1	ESE
10/16/2023 16:49:00	2.0	0.4	-1.5	0.00	0.00	0.00	1.1	ENE
10/16/2023 16:50:00	1.9	0.4	-1.5	0.00	0.00	0.00	1.1	NW
10/16/2023 16:51:00	1.8	0.6	-1.1	0.00	0.00	0.00	1.1	S
10/16/2023 16:52:00	1.6	0.8	-0.8	0.00	0.00	0.00	1.1	W
10/16/2023 16:53:00	1.6	0.8	-0.8	0.00	0.00	0.00	1.1	NNW
10/16/2023 16:54:00	1.6	0.8	-0.8	0.00	0.00	0.00	1.1	ESE
10/16/2023 16:55:00	1.6	0.8	-0.8	0.00	0.00	0.00	1.1	SW
10/16/2023 16:56:00	1.3	1.1	-0.2	0.00	0.00	0.00	1.1	WNW

Date/Time	Average Upwind PM10 (µg/m³)	Average Downwind PM10 (µg/m³)	Average Contribution PM10 (µg/m³)	Average Upwind VOC (ppm)	Average Downwind VOC (ppm)	Average Contribution VOC (ppm)	Wind Speed 15 min Avg	Wind Direction
10/16/2023 16:57:00	1.5	1.1	-0.5	0.00	0.00	0.00	1.1	E
10/16/2023 16:58:00	1.8	0.9	-0.9	0.00	0.00	0.00	1.1	ESE
10/16/2023 16:59:00	1.7	1.2	-0.5	0.00	0.00	0.00	1.1	S
10/16/2023 17:00:00	1.6	1.4	-0.2	0.00	0.00	0.00	1.0	SSE
10/16/2023 17:01:00	2.0	1.3	-0.7	0.00	0.00	0.00	1.0	ESE
10/16/2023 17:02:00	2.1	1.3	-0.8	0.00	0.00	0.00	1.1	E
10/16/2023 17:03:00	1.9	1.5	-0.4	0.00	0.00	0.00	1.1	SSW
10/16/2023 17:04:00	1.7	1.8	0.1	0.00	0.00	0.00	1.2	SSW
10/16/2023 17:05:00	1.9	1.8	-0.1	0.00	0.00	0.00	1.3	NNE
10/16/2023 17:06:00	1.9	2.0	0.1	0.00	0.00	0.00	1.3	SW
10/16/2023 17:07:00	1.9	1.9	0.0	0.00	0.00	0.00	1.3	SSW
10/16/2023 17:08:00	1.9	1.9	0.0	0.00	0.00	0.00	1.3	SE
10/16/2023 17:09:00	1.9	1.9	0.0	0.00	0.00	0.00	1.3	NNW
10/16/2023 17:10:00	1.9	1.9	0.0	0.00	0.00	0.00	1.3	SW
10/16/2023 17:11:00	1.9	1.7	-0.2	0.00	0.00	0.00	1.4	SSE
10/16/2023 17:12:00	1.5	1.8	0.3	0.00	0.00	0.00	1.4	SW
10/16/2023 17:13:00	1.2	1.9	0.7	0.00	0.00	0.00	1.4	SE
10/16/2023 17:14:00	1.4	1.7	0.4	0.01	0.01	0.00	1.4	SE
10/16/2023 17:15:00	1.5	1.4	-0.1	0.01	0.01	0.00	1.4	NNE