

**DAILY FIELD REPORT 063**

Prepared By: LANGAN

<b>WEATHER</b>	Snow		Rain		Overcast		Partly Cloudy	X	Sunny	
<b>TEMP.</b>	< 32		32-50		50-70	X	70-85	X	>85	

<b>BCP Project No:</b>	C231153	<b>Date:</b>	September 1, 2023
------------------------	---------	--------------	-------------------

<b>Project Name:</b>	Kasser Scrap Metal and Rector Cleaners Site	<b>Time:</b>	6:45 am to 5:00 pm
----------------------	---	--------------	--------------------

**Consultant:** Langan Engineering, Environmental, Surveying, Landscape Architecture and Geology, D.P.C. (Langan)

**Construction Manager:** Consigli Construction Co., Inc. (Consigli)

**Foundation Contractor:** Urban Foundation/Engineering (Urban)

**Langan Field Personnel:**  
 Caitlyn Dempsey (Environmental)  
 Xianglei Zheng (Geotechnical)

**Work Activities Performed:**

- Urban excavated an about 10-foot-long by 35-foot-wide area to about 3 feet below grade surface (bgs) in the northern part of waste characterization grid WC02\_0-5 to prepare for equipment mobilization. Excavated soil/fill was graded around the excavation area.
- Urban graded an about 75-foot-long by 35-foot-wide area of soil/fill in waste characterization grids WC03 and WC04 and an about 50-foot-long by 50-foot-wide area of soil/fill in waste characterization grid WC03 to prepare for equipment mobilization.
- Graded and excavated soil/fill consisted of non-native soil; odors, staining, elevated photoionization detector (PID) readings, or other evidence of a petroleum or chemical release were not observed.
- Urban continued drilling one rock socket for one caisson and began drilling three rock sockets for three caissons using a Bauer BG 28H drilling rig in the northern part of the site.
- Urban grouted and completed two caissons in the western part of the site.

**Material Tracking:**

- No soil/fill was exported from the site.
- No material was imported to the site.

Materials Export Summary								
Facility Name	Bayshore Soil Management, LLC		Clean Earth of Carteret, LLC		PPark NJ		Faztec Solutions	
Location	Keasbey, NJ		Carteret, NJ		Prospect Park, NJ		Staten Island, NY	
Type of Waste	Non-hazardous Soil		Non-hazardous Soil		Non-hazardous Soil		C&D	
Today	Number of Loads	Approx. Volume (CY)	Number of Loads	Approx. Volume (CY)	Number of Loads	Approx. Volume (CY)	Number of Loads	Approximate Volume (CY)
		0	-	0	-	0	-	0
Total	Number of Loads	Approx. Volume (CY)	Number of Loads	Approx. Volume (CY)	Number of Loads	Approx. Volume (CY)	Number of Loads	Approximate Volume (CY)
	75	1,500	29	580	0	-	14	280

Materials Export Summary		
Facility Name	Dale Transfer Corp.	
Location	West Babylon, NY	
Type of Waste	Concrete	
Today	Number of Loads	Approx. Volume (CY)
		0
Total	Number of Loads	Approx. Volume (CY)
	2	40

**Samples Collected:**

- No samples were collected.

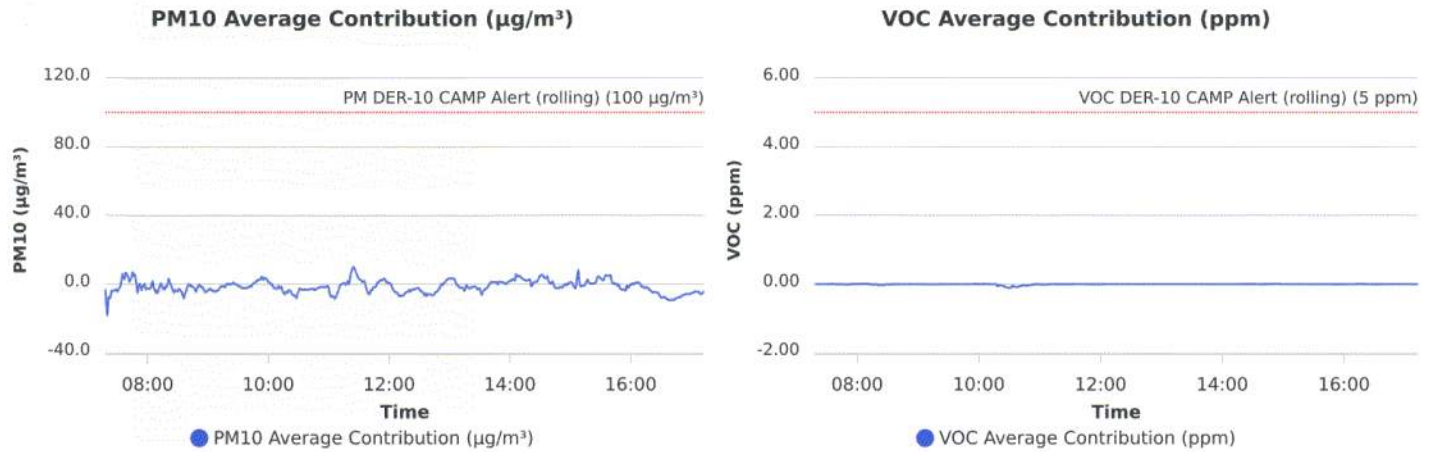
**Air Monitoring:**

The 15-minute average site contributions for particulates and volatile organic compounds (VOCs) are calculated by subtracting the upwind readings from the downwind readings. A true action level exceedance is realized when this net result exceeds 100 µg/m<sup>3</sup> for particulates and 5 ppm for organic vapors. No particulates (PM10) or organic vapors exceeded the 15-minute average site contribution action level of 100 µg/m<sup>3</sup> and 5 ppm, respectively, on this day.

Particulate Monitoring (µg/m <sup>3</sup> )		Organic Vapor Monitoring (ppm)	
Daily Background	14.5	Daily Background	0.00
0PM10 Average Site Contribution (Minimum)	-18.3	VOC Average Site Contribution (Minimum)	-0.12
PM10 Average Site Contribution (Maximum)	9.9	VOC Average Site Contribution (Maximum)	0.01

µg/m<sup>3</sup>: micrograms per cubic meter.

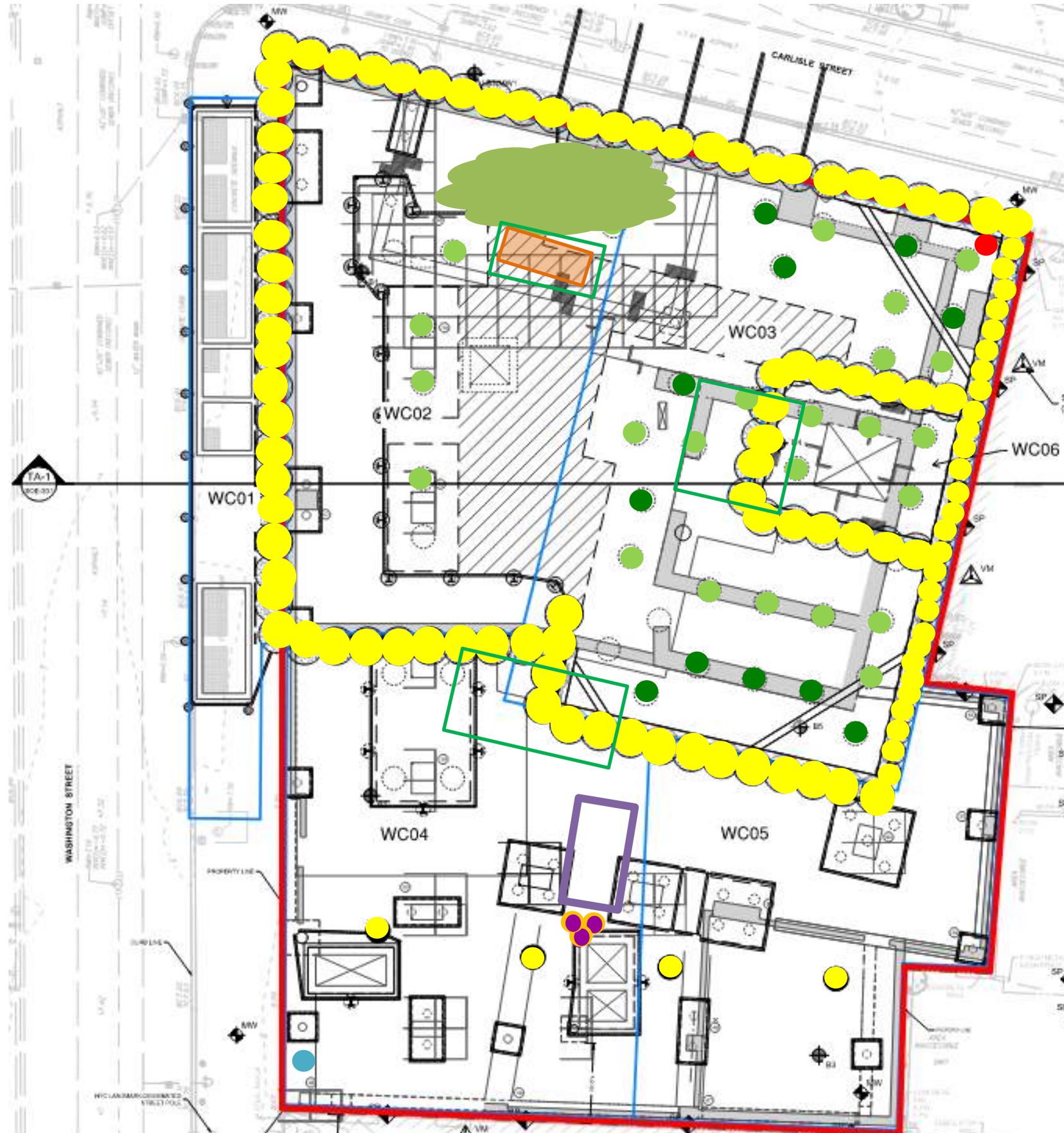
ppm: parts per million.



**Planned Activities:**

- Urban will continue installing caisson casings throughout the site.
- Urban will apply grout to caissons.
- Urban will export soil/fill from WC03\_0-5 and WC03\_5-10.

**SITE PLAN**



- Site Boundary**
- Waste Characterization Grid Boundary**
- CAMP station 1**
- CAMP station 2**
- Stockpile – Soil (no impacts)**
- Stockpile – C&D**
- Approximate Location of Excavation**
- Approximate Area of Grading**
- Approximate Backfill Location**
- Completed Soil-Mix Column**
- Completed Caisson Casing**
- Completed Caisson**
- Installed Soil-Mix Column as part of the In-Situ Stabilization of NAPL-contaminated Soil**
- Completed Soil-Mix Core**
- Approximate Location of the Former UST**

**Note:** Waste characterization grid areas were developed by PT Consultants and Urban and is shown on this site plan for reference only.

### Photo Log

**Photo 1:** View of Urban grading soil/fill in the eastern part of the site (facing northeast).



**Photo 2:** View of Urban excavating soil/fill in waste characterization grid WC03 (facing south).



**Photo 3:** View of CAMP Station 1 in the northern part of the site (facing east).



**Photo 4:** View of CAMP Station 2 in the southwestern part of the site (facing east).



<b>LANGAN</b>	<b>Air Monitoring Report</b>	<b>170695201 - 111 Washington St</b>	
		<b>Report Period</b>	
		<b>From:</b>	9/1/2023 00:00
		<b>To:</b>	9/1/2023 22:00
		<b>PM10 Action Level:</b>	100.0 $\mu\text{g}/\text{m}^3$
<b>VOC Action Level:</b>	5.00 ppm		

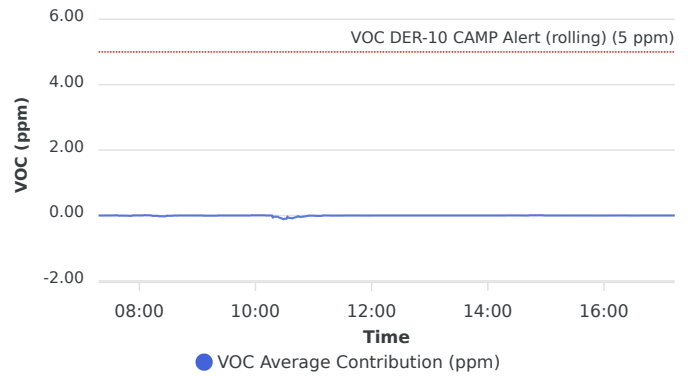
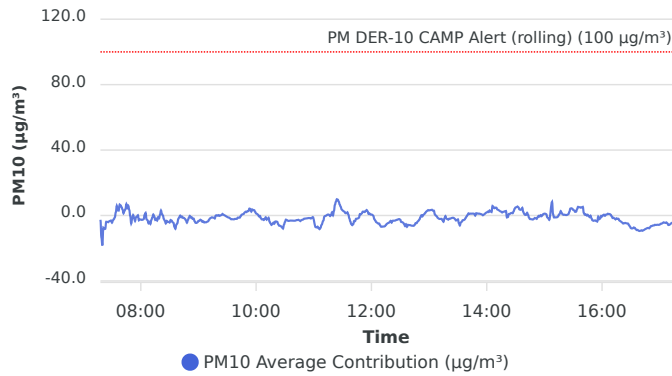
<b>Daily Environmental Summary</b>	<b>Windspeed (mph)</b>	<b>Prevailing wind direction</b>
9/1/2023	0.4-5.7	NNE

<b>Daily Monitoring Summary</b>	<b>PM10 (<math>\mu\text{g}/\text{m}^3</math>)</b>	<b>Time</b>	<b>VOC (ppm)</b>	<b>Time</b>
<b>Min Contribution (15 min avg.) - 9/1/2023</b>	-18.3	07:20	-0.12	10:29
<b>Max Contribution (15 min avg.) - 9/1/2023</b>	9.9	11:24	0.01	08:05

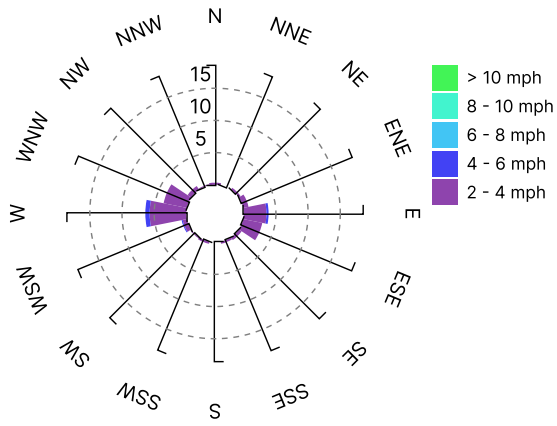


**PM10 Average Contribution ( $\mu\text{g}/\text{m}^3$ )**

**VOC Average Contribution (ppm)**



Contribution wind rose (mph)





Date/Time	Average Upwind PM10 (µg/m³)	Average Downwind PM10 (µg/m³)	Average Contribution PM10 (µg/m³)	Average Upwind VOC (ppm)	Average Downwind VOC (ppm)	Average Contribution VOC (ppm)	Wind Speed 15 min Avg	Wind Direction
9/1/2023 07:18:00	14.5	11.9	-2.6	0.00	0.00	0.00	1.2	ESE
9/1/2023 07:19:00	25.0	11.5	-13.5	0.00	0.00	0.00	1.2	SW
9/1/2023 07:20:00	29.2	10.8	-18.3	0.00	0.00	0.00	1.2	S
9/1/2023 07:21:00	23.6	16.2	-7.4	0.00	0.00	0.00	1.1	SE
9/1/2023 07:22:00	22.8	14.5	-8.3	0.00	0.00	0.00	1.1	NW
9/1/2023 07:23:00	21.2	13.1	-8.2	0.00	0.00	0.00	1.1	NW
9/1/2023 07:24:00	19.3	15.5	-3.9	0.00	0.00	0.00	1.3	ESE
9/1/2023 07:25:00	18.4	14.6	-3.9	0.00	0.00	0.00	1.4	E
9/1/2023 07:26:00	17.5	13.4	-4.1	0.00	0.00	0.00	1.3	NNW
9/1/2023 07:27:00	16.2	12.6	-3.6	0.00	0.00	0.00	1.4	NW
9/1/2023 07:28:00	15.4	12.1	-3.3	0.00	0.00	0.00	1.3	WSW
9/1/2023 07:29:00	14.8	11.8	-3.1	0.00	0.00	0.00	1.4	WNW
9/1/2023 07:30:00	15.9	11.5	-4.4	0.00	0.00	0.00	1.4	WNW
9/1/2023 07:31:00	15.4	12.4	-3.0	0.00	0.00	0.00	1.3	ESE
9/1/2023 07:32:00	14.9	12.7	-2.2	0.00	0.00	0.00	1.3	NNE
9/1/2023 07:33:00	14.6	13.5	-1.1	0.00	0.00	0.00	1.3	E
9/1/2023 07:34:00	12.9	14.9	2.0	0.00	0.00	0.00	1.3	SE
9/1/2023 07:35:00	11.2	17.1	5.9	0.00	0.00	0.00	1.3	E
9/1/2023 07:36:00	12.6	15.8	3.1	0.00	0.00	0.00	1.3	SSW
9/1/2023 07:37:00	12.7	15.7	3.0	0.00	0.01	0.01	1.3	S
9/1/2023 07:38:00	12.3	18.9	6.6	0.01	0.01	0.00	1.3	E
9/1/2023 07:39:00	12.6	18.8	6.2	0.02	0.01	-0.01	1.2	E
9/1/2023 07:40:00	13.5	18.6	5.0	0.02	0.02	0.00	1.2	NW
9/1/2023 07:41:00	14.9	18.6	3.7	0.02	0.02	0.00	1.2	NW
9/1/2023 07:42:00	17.2	18.5	1.3	0.02	0.02	-0.01	1.1	NW
9/1/2023 07:43:00	17.2	20.0	2.8	0.03	0.02	-0.01	1.1	NE
9/1/2023 07:44:00	17.0	20.8	3.8	0.03	0.02	-0.01	1.0	NNW
9/1/2023 07:45:00	15.5	22.4	7.0	0.03	0.02	-0.01	1.0	SE
9/1/2023 07:46:00	16.8	21.4	4.6	0.03	0.02	-0.01	1.0	NNW
9/1/2023 07:47:00	16.7	22.6	5.9	0.03	0.02	-0.01	1.0	E
9/1/2023 07:48:00	18.3	21.7	3.4	0.03	0.02	-0.01	0.9	WNW
9/1/2023 07:49:00	20.1	19.8	-0.3	0.03	0.02	-0.01	1.0	WNW

Date/Time	Average Upwind PM10 (µg/m³)	Average Downwind PM10 (µg/m³)	Average Contribution PM10 (µg/m³)	Average Upwind VOC (ppm)	Average Downwind VOC (ppm)	Average Contribution VOC (ppm)	Wind Speed 15 min Avg	Wind Direction
9/1/2023 07:50:00	22.1	17.2	-4.9	0.03	0.02	-0.01	1.0	NW
9/1/2023 07:51:00	20.6	18.5	-2.1	0.03	0.02	-0.01	1.0	ENE
9/1/2023 07:52:00	19.6	19.9	0.3	0.03	0.02	-0.01	1.0	NNW
9/1/2023 07:53:00	19.4	18.1	-1.3	0.02	0.02	0.00	1.0	ESE
9/1/2023 07:54:00	20.1	16.7	-3.4	0.01	0.02	0.01	1.0	WSW
9/1/2023 07:55:00	18.9	17.9	-1.0	0.01	0.01	0.00	1.0	NE
9/1/2023 07:56:00	18.7	18.0	-0.7	0.01	0.01	0.00	1.1	W
9/1/2023 07:57:00	17.9	18.1	0.1	0.01	0.01	0.00	1.1	WNW
9/1/2023 07:58:00	19.4	16.5	-3.0	0.01	0.01	0.00	1.0	WNW
9/1/2023 07:59:00	19.3	16.8	-2.5	0.01	0.01	0.00	1.1	ENE
9/1/2023 08:00:00	19.2	16.8	-2.4	0.01	0.01	0.00	1.1	ENE
9/1/2023 08:01:00	19.1	16.4	-2.7	0.01	0.01	0.00	1.0	WNW
9/1/2023 08:02:00	18.9	16.4	-2.6	0.01	0.01	0.00	1.1	NE
9/1/2023 08:03:00	18.3	16.1	-2.2	0.01	0.01	0.00	1.0	W
9/1/2023 08:04:00	16.2	16.6	0.5	0.01	0.01	0.00	1.0	E
9/1/2023 08:05:00	15.1	16.7	1.6	0.01	0.01	0.01	1.0	NW
9/1/2023 08:06:00	17.3	14.9	-2.4	0.01	0.01	0.01	1.0	NW
9/1/2023 08:07:00	17.2	14.3	-2.9	0.01	0.01	0.01	1.0	N
9/1/2023 08:08:00	17.6	12.8	-4.8	0.01	0.01	0.01	1.0	WSW
9/1/2023 08:09:00	16.5	12.6	-3.9	0.01	0.01	0.01	0.9	NNW
9/1/2023 08:10:00	16.6	11.4	-5.2	0.01	0.01	0.01	1.0	WNW
9/1/2023 08:11:00	15.1	12.4	-2.7	0.01	0.01	0.01	1.0	E
9/1/2023 08:12:00	14.1	12.9	-1.2	0.01	0.01	0.00	1.0	E
9/1/2023 08:13:00	13.1	13.7	0.6	0.01	0.01	-0.01	1.1	E
9/1/2023 08:14:00	13.8	13.1	-0.6	0.02	0.01	-0.01	1.0	E
9/1/2023 08:15:00	14.4	11.7	-2.7	0.02	0.01	-0.01	1.1	SW
9/1/2023 08:16:00	13.8	11.8	-2.0	0.02	0.01	-0.01	1.2	W
9/1/2023 08:17:00	13.8	10.7	-3.1	0.03	0.01	-0.01	1.2	NNE
9/1/2023 08:18:00	12.6	11.5	-1.0	0.03	0.01	-0.01	1.2	E
9/1/2023 08:19:00	13.0	11.3	-1.7	0.03	0.01	-0.01	1.1	WSW
9/1/2023 08:20:00	11.9	12.5	0.6	0.03	0.01	-0.02	1.1	ENE
9/1/2023 08:21:00	10.1	13.1	3.1	0.03	0.01	-0.03	1.2	ENE
9/1/2023 08:22:00	11.4	12.3	0.9	0.03	0.01	-0.02	1.2	SW

Date/Time	Average Upwind PM10 (µg/m³)	Average Downwind PM10 (µg/m³)	Average Contribution PM10 (µg/m³)	Average Upwind VOC (ppm)	Average Downwind VOC (ppm)	Average Contribution VOC (ppm)	Wind Speed 15 min Avg	Wind Direction
9/1/2023 08:23:00	12.3	12.3	0.0	0.03	0.01	-0.02	1.3	W
9/1/2023 08:24:00	14.4	12.3	-2.2	0.04	0.01	-0.02	1.3	WSW
9/1/2023 08:25:00	15.6	12.4	-3.2	0.04	0.01	-0.03	1.3	W
9/1/2023 08:26:00	16.3	11.4	-4.8	0.04	0.01	-0.03	1.3	S
9/1/2023 08:27:00	16.1	12.8	-3.3	0.04	0.01	-0.03	1.3	ESE
9/1/2023 08:28:00	16.6	12.6	-4.0	0.03	0.01	-0.01	1.3	SSE
9/1/2023 08:29:00	16.6	12.7	-3.9	0.01	0.01	-0.01	1.3	S
9/1/2023 08:30:00	16.6	12.3	-4.3	0.01	0.01	-0.01	1.3	WNW
9/1/2023 08:31:00	15.6	12.8	-2.8	0.01	0.01	-0.01	1.3	ESE
9/1/2023 08:32:00	15.7	12.6	-3.1	0.01	0.00	-0.01	1.3	ESE
9/1/2023 08:33:00	16.0	11.9	-4.1	0.01	0.00	-0.01	1.3	NNE
9/1/2023 08:34:00	16.4	11.9	-4.5	0.01	0.00	-0.01	1.4	SSW
9/1/2023 08:35:00	17.8	10.8	-7.0	0.01	0.00	-0.01	1.4	NW
9/1/2023 08:36:00	18.2	10.1	-8.1	0.00	0.00	0.00	1.4	NNW
9/1/2023 08:37:00	17.1	11.6	-5.6	0.00	0.00	0.00	1.3	E
9/1/2023 08:38:00	16.5	11.7	-4.8	0.00	0.00	0.00	1.2	S
9/1/2023 08:39:00	14.5	12.4	-2.1	0.00	0.00	0.00	1.2	NNE
9/1/2023 08:40:00	13.5	12.3	-1.1	0.00	0.00	0.00	1.2	WSW
9/1/2023 08:41:00	12.8	12.8	-0.1	0.00	0.00	0.00	1.2	NE
9/1/2023 08:42:00	12.8	11.7	-1.1	0.00	0.00	0.00	1.2	ESE
9/1/2023 08:43:00	12.2	11.5	-0.7	0.00	0.00	0.00	1.2	WNW
9/1/2023 08:44:00	12.1	10.6	-1.5	0.00	0.00	0.00	1.2	SSE
9/1/2023 08:45:00	12.5	10.9	-1.5	0.00	0.00	0.00	1.1	W
9/1/2023 08:46:00	12.8	10.7	-2.1	0.00	0.00	0.00	1.1	ENE
9/1/2023 08:47:00	14.1	11.1	-3.0	0.00	0.00	0.00	1.2	N
9/1/2023 08:48:00	15.5	11.1	-4.4	0.00	0.00	0.00	1.2	NNW
9/1/2023 08:49:00	14.7	11.9	-2.8	0.00	0.00	0.00	1.1	NNE
9/1/2023 08:50:00	13.3	11.9	-1.4	0.00	0.00	0.00	1.1	NW
9/1/2023 08:51:00	12.9	12.7	-0.3	0.00	0.00	0.00	1.2	ENE
9/1/2023 08:52:00	13.1	11.8	-1.3	0.00	0.00	0.00	1.2	NNW
9/1/2023 08:53:00	13.0	11.9	-1.1	0.00	0.00	0.00	1.2	E
9/1/2023 08:54:00	14.4	12.3	-2.1	0.00	0.00	0.00	1.2	ESE
9/1/2023 08:55:00	15.2	13.3	-1.9	0.00	0.00	0.00	1.2	W

Date/Time	Average Upwind PM10 (µg/m³)	Average Downwind PM10 (µg/m³)	Average Contribution PM10 (µg/m³)	Average Upwind VOC (ppm)	Average Downwind VOC (ppm)	Average Contribution VOC (ppm)	Wind Speed 15 min Avg	Wind Direction
9/1/2023 08:56:00	16.2	12.7	-3.5	0.00	0.00	0.00	1.2	W
9/1/2023 08:57:00	16.3	11.8	-4.5	0.00	0.00	0.00	1.2	S
9/1/2023 08:58:00	15.9	11.4	-4.5	0.00	0.00	0.00	1.1	S
9/1/2023 08:59:00	15.5	11.4	-4.2	0.00	0.00	0.00	1.1	NW
9/1/2023 09:00:00	14.5	11.2	-3.3	0.00	0.00	0.00	1.1	ENE
9/1/2023 09:01:00	14.2	11.0	-3.3	0.00	0.00	0.00	1.1	NE
9/1/2023 09:02:00	13.2	10.6	-2.6	0.00	0.00	0.00	1.1	ESE
9/1/2023 09:03:00	13.6	10.6	-2.9	0.00	0.00	0.00	1.0	ESE
9/1/2023 09:04:00	14.0	10.2	-3.8	0.00	0.00	0.00	1.0	ESE
9/1/2023 09:05:00	14.3	10.7	-3.6	0.00	0.00	0.00	1.0	ENE
9/1/2023 09:06:00	14.9	10.7	-4.3	0.00	0.00	0.00	1.0	NNE
9/1/2023 09:07:00	14.8	10.6	-4.2	0.01	0.00	-0.01	1.0	NNE
9/1/2023 09:08:00	14.6	10.4	-4.2	0.01	0.00	-0.01	0.9	NW
9/1/2023 09:09:00	13.2	9.4	-3.8	0.01	0.00	-0.01	0.9	SSE
9/1/2023 09:10:00	12.1	8.5	-3.6	0.01	0.00	-0.01	0.8	NNE
9/1/2023 09:11:00	11.2	8.6	-2.6	0.01	0.00	-0.01	0.9	E
9/1/2023 09:12:00	10.8	9.0	-1.8	0.01	0.00	-0.01	0.9	E
9/1/2023 09:13:00	10.6	9.2	-1.4	0.01	0.00	-0.01	0.9	NE
9/1/2023 09:14:00	10.6	9.4	-1.1	0.01	0.00	-0.01	0.9	ENE
9/1/2023 09:15:00	10.6	9.3	-1.3	0.01	0.00	-0.01	0.9	ENE
9/1/2023 09:16:00	10.7	9.3	-1.4	0.01	0.00	-0.01	0.9	WNW
9/1/2023 09:17:00	10.7	8.8	-1.8	0.01	0.00	-0.01	0.8	WNW
9/1/2023 09:18:00	8.7	8.7	0.0	0.01	0.00	-0.01	0.8	SSE
9/1/2023 09:19:00	8.2	8.3	0.1	0.01	0.00	-0.01	0.8	ESE
9/1/2023 09:20:00	7.7	7.6	-0.1	0.01	0.00	-0.01	0.8	ESE
9/1/2023 09:21:00	6.8	7.0	0.2	0.00	0.00	0.00	0.8	SSE
9/1/2023 09:22:00	6.7	6.5	-0.2	0.00	0.00	0.00	0.8	E
9/1/2023 09:23:00	6.5	6.6	0.0	0.00	0.00	0.00	0.8	NW
9/1/2023 09:24:00	6.4	6.7	0.3	0.00	0.00	0.00	0.9	ENE
9/1/2023 09:25:00	6.3	7.2	0.9	0.00	0.00	0.00	0.9	SSE
9/1/2023 09:26:00	6.7	7.2	0.5	0.00	0.00	0.00	0.9	W
9/1/2023 09:27:00	6.8	6.9	0.1	0.00	0.00	0.00	0.9	NW
9/1/2023 09:28:00	7.0	6.8	-0.2	0.00	0.00	0.00	1.0	NE

Date/Time	Average Upwind PM10 (µg/m³)	Average Downwind PM10 (µg/m³)	Average Contribution PM10 (µg/m³)	Average Upwind VOC (ppm)	Average Downwind VOC (ppm)	Average Contribution VOC (ppm)	Wind Speed 15 min Avg	Wind Direction
9/1/2023 09:29:00	7.1	6.5	-0.6	0.00	0.00	0.00	1.0	E
9/1/2023 09:30:00	7.3	6.4	-0.9	0.00	0.00	0.00	1.0	E
9/1/2023 09:31:00	7.5	6.3	-1.2	0.00	0.00	0.00	1.0	NE
9/1/2023 09:32:00	7.5	6.1	-1.3	0.00	0.00	0.00	1.0	ENE
9/1/2023 09:33:00	7.9	6.1	-1.8	0.00	0.00	0.00	1.0	E
9/1/2023 09:34:00	8.3	6.0	-2.3	0.00	0.00	0.00	1.1	E
9/1/2023 09:35:00	8.2	5.9	-2.3	0.00	0.00	0.00	1.1	NE
9/1/2023 09:36:00	8.1	5.8	-2.3	0.00	0.00	0.00	1.2	NW
9/1/2023 09:37:00	8.1	5.7	-2.4	0.00	0.00	0.00	1.2	NW
9/1/2023 09:38:00	7.8	5.7	-2.1	0.00	0.00	0.00	1.2	N
9/1/2023 09:39:00	7.7	5.6	-2.1	0.00	0.00	0.00	1.2	E
9/1/2023 09:40:00	7.6	5.5	-2.0	0.00	0.00	0.00	1.1	NE
9/1/2023 09:41:00	6.9	5.7	-1.3	0.00	0.00	0.00	1.1	E
9/1/2023 09:42:00	6.9	5.5	-1.3	0.00	0.00	0.00	1.1	ESE
9/1/2023 09:43:00	7.0	5.7	-1.3	0.00	0.00	0.00	1.1	ESE
9/1/2023 09:44:00	7.0	6.6	-0.3	0.00	0.00	0.00	1.2	E
9/1/2023 09:45:00	7.0	7.5	0.5	0.00	0.00	0.00	1.3	E
9/1/2023 09:46:00	7.0	7.8	0.8	0.00	0.00	0.00	1.3	WNW
9/1/2023 09:47:00	7.0	7.9	0.9	0.00	0.00	0.00	1.2	NNE
9/1/2023 09:48:00	6.5	8.2	1.8	0.00	0.00	0.00	1.2	ENE
9/1/2023 09:49:00	6.0	8.3	2.3	0.00	0.00	0.00	1.2	NNE
9/1/2023 09:50:00	6.3	8.4	2.1	0.00	0.00	0.00	1.2	NE
9/1/2023 09:51:00	6.1	8.8	2.7	0.00	0.00	0.00	1.2	WNW
9/1/2023 09:52:00	6.4	9.1	2.7	0.00	0.00	0.00	1.2	ESE
9/1/2023 09:53:00	7.3	11.5	4.2	0.00	0.00	0.00	1.3	N
9/1/2023 09:54:00	8.3	12.4	4.0	0.00	0.00	0.00	1.4	WNW
9/1/2023 09:55:00	9.4	11.8	2.4	0.00	0.00	0.00	1.4	NNE
9/1/2023 09:56:00	9.5	13.2	3.7	0.00	0.01	0.01	1.5	WNW
9/1/2023 09:57:00	9.9	13.3	3.4	0.00	0.01	0.01	1.5	N
9/1/2023 09:58:00	10.3	13.6	3.3	0.00	0.01	0.01	1.4	NNE
9/1/2023 09:59:00	10.7	12.9	2.2	0.00	0.01	0.01	1.4	ENE
9/1/2023 10:00:00	10.9	12.1	1.2	0.00	0.01	0.01	1.4	NNE
9/1/2023 10:01:00	11.3	12.3	1.0	0.00	0.01	0.01	1.4	NNE

Date/Time	Average Upwind PM10 (µg/m³)	Average Downwind PM10 (µg/m³)	Average Contribution PM10 (µg/m³)	Average Upwind VOC (ppm)	Average Downwind VOC (ppm)	Average Contribution VOC (ppm)	Wind Speed 15 min Avg	Wind Direction
9/1/2023 10:02:00	11.8	12.2	0.4	0.00	0.01	0.01	1.5	E
9/1/2023 10:03:00	12.5	11.9	-0.6	0.00	0.01	0.01	1.5	NNE
9/1/2023 10:04:00	13.0	12.7	-0.3	0.00	0.01	0.01	1.5	SE
9/1/2023 10:05:00	15.3	13.6	-1.7	0.00	0.01	0.01	1.5	N
9/1/2023 10:06:00	16.3	13.9	-2.4	0.00	0.01	0.01	1.4	E
9/1/2023 10:07:00	16.5	14.1	-2.3	0.00	0.01	0.01	1.5	ESE
9/1/2023 10:08:00	16.6	13.9	-2.8	0.00	0.01	0.01	1.5	ENE
9/1/2023 10:09:00	15.7	13.7	-2.0	0.00	0.01	0.01	1.4	WNW
9/1/2023 10:10:00	14.7	13.6	-1.1	0.00	0.01	0.01	1.4	N
9/1/2023 10:11:00	14.7	12.2	-2.6	0.00	0.00	0.00	1.4	NW
9/1/2023 10:12:00	14.5	12.5	-2.0	0.00	0.00	0.00	1.4	E
9/1/2023 10:13:00	14.4	12.9	-1.4	0.00	0.00	0.00	1.4	ESE
9/1/2023 10:14:00	17.1	13.3	-3.8	0.00	0.00	0.00	1.5	SSE
9/1/2023 10:15:00	18.6	13.7	-4.8	0.00	0.00	0.00	1.6	WNW
9/1/2023 10:16:00	19.4	13.7	-5.8	0.00	0.00	0.00	1.6	NNW
9/1/2023 10:17:00	18.9	13.7	-5.2	0.00	0.00	0.00	1.6	NW
9/1/2023 10:18:00	18.1	13.8	-4.4	0.06	0.00	-0.06	1.6	NNW
9/1/2023 10:19:00	17.7	12.7	-5.0	0.06	0.02	-0.04	1.6	NE
9/1/2023 10:20:00	15.3	11.7	-3.7	0.06	0.02	-0.04	1.6	E
9/1/2023 10:21:00	14.6	10.9	-3.7	0.06	0.02	-0.04	1.6	E
9/1/2023 10:22:00	14.3	10.4	-3.9	0.06	0.02	-0.04	1.6	E
9/1/2023 10:23:00	13.4	8.0	-5.4	0.06	0.02	-0.04	1.5	ESE
9/1/2023 10:24:00	13.5	7.2	-6.3	0.08	0.02	-0.05	1.6	E
9/1/2023 10:25:00	13.4	7.2	-6.3	0.10	0.02	-0.07	1.7	E
9/1/2023 10:26:00	13.6	7.0	-6.7	0.10	0.02	-0.08	1.7	ESE
9/1/2023 10:27:00	13.8	6.4	-7.4	0.11	0.02	-0.09	1.8	E
9/1/2023 10:28:00	13.5	5.6	-8.0	0.13	0.02	-0.10	1.8	ENE
9/1/2023 10:29:00	10.5	4.9	-5.6	0.14	0.02	-0.12	1.7	ESE
9/1/2023 10:30:00	8.6	4.6	-4.0	0.14	0.04	-0.10	1.6	WSW
9/1/2023 10:31:00	7.2	4.7	-2.5	0.14	0.04	-0.10	1.5	W
9/1/2023 10:32:00	7.5	4.7	-2.8	0.14	0.04	-0.10	1.5	E
9/1/2023 10:33:00	7.9	4.7	-3.2	0.08	0.04	-0.04	1.6	ESE
9/1/2023 10:34:00	7.9	4.6	-3.3	0.08	0.01	-0.07	1.6	SSE

Date/Time	Average Upwind PM10 (µg/m³)	Average Downwind PM10 (µg/m³)	Average Contribution PM10 (µg/m³)	Average Upwind VOC (ppm)	Average Downwind VOC (ppm)	Average Contribution VOC (ppm)	Wind Speed 15 min Avg	Wind Direction
9/1/2023 10:35:00	7.8	4.6	-3.2	0.09	0.01	-0.07	1.7	E
9/1/2023 10:36:00	7.7	4.5	-3.1	0.09	0.01	-0.08	1.7	SE
9/1/2023 10:37:00	7.6	4.5	-3.1	0.10	0.01	-0.08	1.8	ESE
9/1/2023 10:38:00	7.6	4.5	-3.1	0.10	0.01	-0.09	1.8	SSE
9/1/2023 10:39:00	7.6	4.5	-3.2	0.09	0.01	-0.08	1.7	ESE
9/1/2023 10:40:00	7.6	4.4	-3.2	0.08	0.01	-0.07	1.7	NE
9/1/2023 10:41:00	7.5	4.4	-3.1	0.07	0.01	-0.06	1.7	SE
9/1/2023 10:42:00	7.2	4.4	-2.8	0.06	0.01	-0.05	1.8	E
9/1/2023 10:43:00	7.1	4.3	-2.8	0.05	0.01	-0.04	1.8	SSE
9/1/2023 10:44:00	6.8	4.2	-2.6	0.04	0.01	-0.02	1.8	ESE
9/1/2023 10:45:00	6.8	3.8	-3.0	0.04	0.00	-0.04	1.8	N
9/1/2023 10:46:00	6.9	3.5	-3.4	0.04	0.00	-0.04	1.8	NE
9/1/2023 10:47:00	6.3	3.4	-2.9	0.04	0.00	-0.04	1.8	NW
9/1/2023 10:48:00	6.1	3.5	-2.6	0.04	0.00	-0.04	1.7	WNW
9/1/2023 10:49:00	6.3	3.8	-2.5	0.04	0.00	-0.04	1.6	W
9/1/2023 10:50:00	6.2	4.2	-1.9	0.03	0.00	-0.03	1.6	SSE
9/1/2023 10:51:00	6.2	4.3	-1.9	0.03	0.00	-0.03	1.6	E
9/1/2023 10:52:00	6.2	4.3	-1.8	0.02	0.00	-0.02	1.7	E
9/1/2023 10:53:00	6.1	4.3	-1.8	0.02	0.00	-0.02	1.7	E
9/1/2023 10:54:00	6.0	4.4	-1.6	0.01	0.00	-0.01	1.6	NE
9/1/2023 10:55:00	6.0	4.5	-1.5	0.01	0.00	-0.01	1.6	E
9/1/2023 10:56:00	6.2	4.5	-1.6	0.01	0.00	-0.01	1.5	E
9/1/2023 10:57:00	6.5	4.6	-1.9	0.01	0.00	-0.01	1.4	NNE
9/1/2023 10:58:00	6.3	5.0	-1.4	0.01	0.00	-0.01	1.3	NNW
9/1/2023 10:59:00	6.3	5.3	-1.0	0.00	0.00	0.00	1.2	W
9/1/2023 11:00:00				0.01	0.00	-0.01	1.3	ESE
9/1/2023 11:01:00				0.01	0.00	-0.01	1.5	ESE
9/1/2023 11:02:00	9.3	2.2	-7.2	0.01	0.00	-0.01	1.5	E
9/1/2023 11:03:00	9.4	2.1	-7.3	0.01	0.00	-0.01	1.6	E
9/1/2023 11:04:00	9.0	2.1	-6.8	0.01	0.00	-0.01	1.6	ENE
9/1/2023 11:05:00	10.0	2.2	-7.8	0.01	0.00	-0.01	1.6	SE
9/1/2023 11:06:00	10.6	2.3	-8.3	0.01	0.00	-0.01	1.5	ESE
9/1/2023 11:07:00	10.0	2.4	-7.6	0.01	0.00	-0.01	1.4	NE

Date/Time	Average Upwind PM10 (µg/m³)	Average Downwind PM10 (µg/m³)	Average Contribution PM10 (µg/m³)	Average Upwind VOC (ppm)	Average Downwind VOC (ppm)	Average Contribution VOC (ppm)	Wind Speed 15 min Avg	Wind Direction
9/1/2023 11:08:00	9.7	3.9	-5.8	0.01	0.00	-0.01	1.3	NE
9/1/2023 11:09:00							1.4	WNW
9/1/2023 11:10:00	7.8	4.7	-3.1	0.00	0.00	0.00	1.5	ESE
9/1/2023 11:11:00	6.5	5.8	-0.7	0.00	0.00	0.00	1.5	WNW
9/1/2023 11:12:00	7.0	6.8	-0.3	0.00	0.00	0.00	1.5	NNW
9/1/2023 11:13:00				0.00	0.00	0.00	1.5	NNE
9/1/2023 11:14:00				0.00	0.00	0.00	1.6	NNW
9/1/2023 11:15:00	4.5	5.1	0.6	0.00	0.00	0.00	1.5	ESE
9/1/2023 11:16:00	5.0	5.4	0.4	0.00	0.00	0.00	1.4	E
9/1/2023 11:17:00	5.5	5.1	-0.4	0.00	0.00	0.00	1.4	SE
9/1/2023 11:18:00	5.6	6.0	0.5	0.00	0.00	0.00	1.3	ESE
9/1/2023 11:19:00	5.5	7.5	1.9	0.00	0.00	0.00	1.3	ENE
9/1/2023 11:20:00	7.0	7.1	0.1	0.00	0.00	0.00	1.3	NW
9/1/2023 11:21:00	6.7	9.5	2.8	0.00	0.00	0.00	1.3	SSE
9/1/2023 11:22:00	6.5	13.1	6.5	0.00	0.00	0.00	1.4	ESE
9/1/2023 11:23:00	6.4	14.8	8.4	0.00	0.00	0.00	1.4	ESE
9/1/2023 11:24:00	6.4	16.3	9.9	0.00	0.00	0.00	1.4	ESE
9/1/2023 11:25:00	6.8	16.4	9.7	0.00	0.00	0.00	1.5	ESE
9/1/2023 11:26:00	8.2	16.6	8.4	0.00	0.00	0.00	1.9	E
9/1/2023 11:27:00	9.3	15.9	6.7	0.00	0.00	0.00	1.9	ENE
9/1/2023 11:28:00	9.9	15.3	5.4	0.00	0.00	0.00	1.9	NE
9/1/2023 11:29:00	11.0	14.7	3.7	0.00	0.00	0.00	1.9	E
9/1/2023 11:30:00	11.6	14.7	3.1	0.00	0.00	0.00	2.0	E
9/1/2023 11:31:00	12.1	14.7	2.6	0.00	0.00	0.00	2.0	SE
9/1/2023 11:32:00	12.4	14.7	2.3	0.00	0.00	0.00	2.0	ESE
9/1/2023 11:33:00	12.9	14.3	1.4	0.00	0.00	0.00	2.0	ENE
9/1/2023 11:34:00	13.3	14.7	1.4	0.00	0.00	0.00	2.0	E
9/1/2023 11:35:00	12.9	14.8	2.0	0.00	0.00	0.00	2.1	ESE
9/1/2023 11:36:00	13.0	13.6	0.6	0.00	0.00	0.00	2.1	E
9/1/2023 11:37:00	13.4	11.6	-1.7	0.00	0.00	0.00	2.1	ENE
9/1/2023 11:38:00	13.6	10.0	-3.6	0.00	0.00	0.00	2.2	ESE
9/1/2023 11:39:00	13.6	8.3	-5.3	0.00	0.00	0.00	2.1	E
9/1/2023 11:40:00	13.7	7.8	-5.9	0.00	0.00	0.00	1.9	ENE



Date/Time	Average Upwind PM10 (µg/m³)	Average Downwind PM10 (µg/m³)	Average Contribution PM10 (µg/m³)	Average Upwind VOC (ppm)	Average Downwind VOC (ppm)	Average Contribution VOC (ppm)	Wind Speed 15 min Avg	Wind Direction
9/1/2023 11:41:00	12.7	7.3	-5.4	0.00	0.00	0.00	1.6	NW
9/1/2023 11:42:00	11.8	8.4	-3.4	0.00	0.00	0.00	1.6	E
9/1/2023 11:43:00	12.0	8.6	-3.5	0.00	0.00	0.00	1.7	NW
9/1/2023 11:44:00	10.9	8.9	-2.0	0.00	0.00	0.00	1.6	NW
9/1/2023 11:45:00	10.9	8.9	-2.0	0.00	0.00	0.00	1.6	E
9/1/2023 11:46:00	11.1	9.3	-1.8	0.00	0.00	0.00	1.6	NNW
9/1/2023 11:47:00	11.2	9.8	-1.4	0.00	0.00	0.00	1.5	NE
9/1/2023 11:48:00	10.7	11.5	0.8	0.00	0.00	0.00	1.5	W
9/1/2023 11:49:00	11.0	11.8	0.8	0.00	0.00	0.00	1.6	SSE
9/1/2023 11:50:00	11.4	12.7	1.3	0.00	0.00	0.00	1.7	E
9/1/2023 11:51:00	12.5	14.9	2.4	0.00	0.00	0.00	1.8	ESE
9/1/2023 11:52:00	12.8	15.1	2.3	0.00	0.00	0.00	1.8	E
9/1/2023 11:53:00	13.2	15.3	2.1	0.00	0.00	0.00	1.7	E
9/1/2023 11:54:00	13.1	15.8	2.8	0.00	0.00	0.00	1.8	NW
9/1/2023 11:55:00	12.6	15.9	3.3	0.00	0.00	0.00	1.8	NW
9/1/2023 11:56:00	12.7	15.3	2.6	0.00	0.00	0.00	1.8	ESE
9/1/2023 11:57:00	13.0	14.0	1.0	0.00	0.00	0.00	1.9	SE
9/1/2023 11:58:00	12.3	13.5	1.2	0.00	0.00	0.00	1.9	ESE
9/1/2023 11:59:00	12.4	12.9	0.6	0.00	0.00	0.00	2.0	ESE
9/1/2023 12:00:00	12.1	12.7	0.6	0.00	0.00	0.00	2.0	E
9/1/2023 12:01:00	11.7	12.1	0.4	0.00	0.00	0.00	2.0	NE
9/1/2023 12:02:00	11.7	11.4	-0.2	0.00	0.00	0.00	2.1	E
9/1/2023 12:03:00	11.9	9.7	-2.2	0.00	0.00	0.00	2.1	NNE
9/1/2023 12:04:00	11.6	8.5	-3.1	0.00	0.00	0.00	2.1	NE
9/1/2023 12:05:00	11.4	7.3	-4.1	0.00	0.00	0.00	2.0	ESE
9/1/2023 12:06:00	10.0	5.6	-4.5	0.00	0.00	0.00	1.8	NW
9/1/2023 12:07:00	9.9	5.0	-4.9	0.00	0.00	0.00	1.8	NE
9/1/2023 12:08:00	9.7	4.8	-4.9	0.00	0.00	0.00	1.8	ESE
9/1/2023 12:09:00	10.0	4.0	-6.0	0.00	0.00	0.00	1.7	ESE
9/1/2023 12:10:00	10.4	3.5	-6.9	0.00	0.00	0.00	1.7	N
9/1/2023 12:11:00	10.5	3.6	-6.9	0.00	0.00	0.00	1.7	E
9/1/2023 12:12:00	10.4	3.7	-6.7	0.00	0.00	0.00	1.6	E
9/1/2023 12:13:00	10.7	3.9	-6.8	0.00	0.00	0.00	1.6	ENE

Date/Time	Average Upwind PM10 (µg/m³)	Average Downwind PM10 (µg/m³)	Average Contribution PM10 (µg/m³)	Average Upwind VOC (ppm)	Average Downwind VOC (ppm)	Average Contribution VOC (ppm)	Wind Speed 15 min Avg	Wind Direction
9/1/2023 12:14:00	10.7	4.1	-6.5	0.00	0.00	0.00	1.5	NE
9/1/2023 12:15:00	10.4	4.5	-5.9	0.00	0.00	0.00	1.5	W
9/1/2023 12:16:00	10.1	4.9	-5.2	0.00	0.00	0.00	1.5	W
9/1/2023 12:17:00	9.8	5.1	-4.7	0.00	0.00	0.00	1.4	ESE
9/1/2023 12:18:00	9.7	5.2	-4.5	0.00	0.00	0.00	1.4	NE
9/1/2023 12:19:00	9.4	5.5	-4.0	0.00	0.00	0.00	1.4	WNW
9/1/2023 12:20:00	9.1	5.8	-3.3	0.00	0.00	0.00	1.4	S
9/1/2023 12:21:00	9.8	5.5	-4.4	0.00	0.00	0.00	1.6	ESE
9/1/2023 12:22:00	9.3	6.0	-3.2	0.00	0.00	0.00	1.6	W
9/1/2023 12:23:00	9.3	6.1	-3.2	0.00	0.00	0.00	1.6	ESE
9/1/2023 12:24:00	9.3	6.1	-3.2	0.00	0.00	0.00	1.7	NE
9/1/2023 12:25:00	9.1	6.0	-3.0	0.00	0.00	0.00	1.7	E
9/1/2023 12:26:00	8.7	6.0	-2.7	0.00	0.00	0.00	1.8	E
9/1/2023 12:27:00	8.5	5.9	-2.6	0.00	0.00	0.00	1.8	E
9/1/2023 12:28:00	7.9	5.6	-2.3	0.00	0.00	0.00	1.8	NNE
9/1/2023 12:29:00	7.5	5.3	-2.2	0.00	0.00	0.00	1.7	NE
9/1/2023 12:30:00	7.6	5.0	-2.6	0.00	0.00	0.00	1.7	ENE
9/1/2023 12:31:00	8.8	4.8	-4.0	0.00	0.00	0.00	1.7	ENE
9/1/2023 12:32:00	8.9	4.9	-4.1	0.00	0.00	0.00	1.7	N
9/1/2023 12:33:00	9.2	4.7	-4.4	0.00	0.00	0.00	1.7	N
9/1/2023 12:34:00	9.6	4.4	-5.2	0.00	0.00	0.00	1.6	N
9/1/2023 12:35:00	10.7	4.2	-6.5	0.00	0.00	0.00	1.6	SE
9/1/2023 12:36:00	10.8	5.4	-5.4	0.00	0.00	0.00	1.5	SSE
9/1/2023 12:37:00	12.1	5.2	-6.9	0.00	0.00	0.00	1.5	NE
9/1/2023 12:38:00	11.7	6.0	-5.7	0.00	0.00	0.00	1.4	SSW
9/1/2023 12:39:00	12.1	6.2	-5.9	0.00	0.00	0.00	1.5	ESE
9/1/2023 12:40:00	12.3	6.4	-5.8	0.00	0.00	0.00	1.5	ESE
9/1/2023 12:41:00	12.6	6.6	-6.1	0.00	0.00	0.00	1.4	NE
9/1/2023 12:42:00	12.9	6.7	-6.2	0.00	0.00	0.00	1.4	ENE
9/1/2023 12:43:00	13.1	6.8	-6.3	0.00	0.00	0.00	1.4	NE
9/1/2023 12:44:00	13.3	7.0	-6.3	0.00	0.00	0.00	1.5	E
9/1/2023 12:45:00	13.1	7.4	-5.7	0.00	0.00	0.00	1.6	NW
9/1/2023 12:46:00	12.0	7.4	-4.7	0.00	0.00	0.00	1.6	N

Date/Time	Average Upwind PM10 (µg/m³)	Average Downwind PM10 (µg/m³)	Average Contribution PM10 (µg/m³)	Average Upwind VOC (ppm)	Average Downwind VOC (ppm)	Average Contribution VOC (ppm)	Wind Speed 15 min Avg	Wind Direction
9/1/2023 12:47:00	12.1	7.4	-4.7	0.00	0.00	0.00	1.7	NW
9/1/2023 12:48:00	11.8	8.1	-3.8	0.00	0.00	0.00	1.7	E
9/1/2023 12:49:00	11.5	8.4	-3.2	0.00	0.00	0.00	1.8	NNW
9/1/2023 12:50:00	10.8	8.4	-2.4	0.00	0.00	0.00	1.8	NW
9/1/2023 12:51:00	10.4	9.4	-1.0	0.00	0.00	0.00	1.8	NE
9/1/2023 12:52:00	9.4	9.5	0.1	0.00	0.00	0.00	1.8	NE
9/1/2023 12:53:00	9.5	8.9	-0.6	0.00	0.00	0.00	1.8	N
9/1/2023 12:54:00	8.9	9.3	0.4	0.00	0.00	0.00	1.7	NNE
9/1/2023 12:55:00	8.4	9.3	0.8	0.00	0.00	0.00	1.7	NW
9/1/2023 12:56:00	7.8	9.3	1.6	0.00	0.00	0.00	1.6	SW
9/1/2023 12:57:00	7.1	9.5	2.3	0.00	0.00	0.00	1.6	NW
9/1/2023 12:58:00	6.7	9.6	2.8	0.00	0.00	0.00	1.5	NW
9/1/2023 12:59:00	6.4	9.7	3.3	0.00	0.00	0.00	1.5	NW
9/1/2023 13:00:00	6.5	9.6	3.1	0.00	0.00	0.00	1.4	SW
9/1/2023 13:01:00	6.6	9.8	3.3	0.00	0.00	0.00	1.4	ESE
9/1/2023 13:02:00	6.7	10.0	3.4	0.00	0.00	0.00	1.4	ENE
9/1/2023 13:03:00	6.5	10.0	3.5	0.00	0.00	0.00	1.5	WNW
9/1/2023 13:04:00	6.8	9.7	2.9	0.00	0.00	0.00	1.5	SE
9/1/2023 13:05:00	6.6	9.5	3.0	0.00	0.00	0.00	1.5	ESE
9/1/2023 13:06:00	6.6	7.3	0.7	0.00	0.00	0.00	1.6	E
9/1/2023 13:07:00	6.8	6.8	0.0	0.00	0.00	0.00	1.6	E
9/1/2023 13:08:00	7.2	6.6	-0.6	0.00	0.00	0.00	1.7	E
9/1/2023 13:09:00	7.5	6.1	-1.4	0.00	0.00	0.00	1.7	ENE
9/1/2023 13:10:00	8.0	6.0	-1.9	0.00	0.00	0.00	1.8	N
9/1/2023 13:11:00	8.4	6.3	-2.1	0.00	0.00	0.00	1.8	E
9/1/2023 13:12:00	9.1	7.0	-2.1	0.00	0.00	0.00	1.8	SE
9/1/2023 13:13:00	9.5	7.4	-2.0	0.00	0.00	0.00	1.8	E
9/1/2023 13:14:00	10.3	7.3	-3.0	0.00	0.00	0.00	1.9	E
9/1/2023 13:15:00	11.1	7.3	-3.8	0.00	0.00	0.00	1.8	NE
9/1/2023 13:16:00	11.0	9.3	-1.7	0.00	0.00	0.00	1.9	SSW
9/1/2023 13:17:00	10.4	10.0	-0.4	0.00	0.00	0.00	1.8	SSW
9/1/2023 13:18:00	11.2	9.3	-1.9	0.00	0.00	0.00	1.7	SE
9/1/2023 13:19:00	11.6	9.3	-2.3	0.00	0.00	0.00	1.6	ENE

Date/Time	Average Upwind PM10 (µg/m³)	Average Downwind PM10 (µg/m³)	Average Contribution PM10 (µg/m³)	Average Upwind VOC (ppm)	Average Downwind VOC (ppm)	Average Contribution VOC (ppm)	Wind Speed 15 min Avg	Wind Direction
9/1/2023 13:20:00	11.9	9.3	-2.5	0.00	0.00	0.00	1.5	E
9/1/2023 13:21:00	11.6	9.7	-1.9	0.00	0.00	0.00	1.4	NW
9/1/2023 13:22:00	11.6	9.6	-2.0	0.00	0.00	0.00	1.4	E
9/1/2023 13:23:00	11.3	9.6	-1.7	0.00	0.00	0.00	1.5	ENE
9/1/2023 13:24:00	11.1	9.6	-1.4	0.00	0.00	0.00	1.6	ENE
9/1/2023 13:25:00	11.0	9.6	-1.4	0.00	0.00	0.00	1.7	ESE
9/1/2023 13:26:00	10.7	9.1	-1.6	0.00	0.00	0.00	1.7	ENE
9/1/2023 13:27:00	10.5	8.2	-2.2	0.00	0.00	0.00	1.7	NNE
9/1/2023 13:28:00	10.6	7.6	-3.1	0.00	0.00	0.00	1.6	NE
9/1/2023 13:29:00	10.2	7.5	-2.8	0.00	0.00	0.00	1.6	E
9/1/2023 13:30:00	9.7	7.3	-2.4	0.00	0.00	0.00	1.6	ENE
9/1/2023 13:31:00	9.9	5.1	-4.8	0.00	0.00	0.00	1.5	NE
9/1/2023 13:32:00	10.4	4.3	-6.1	0.00	0.00	0.00	1.4	NW
9/1/2023 13:33:00	9.8	5.5	-4.3	0.00	0.00	0.00	1.4	ENE
9/1/2023 13:34:00	9.4	5.6	-3.8	0.00	0.00	0.00	1.5	N
9/1/2023 13:35:00	8.8	5.9	-2.9	0.00	0.00	0.00	1.5	WNW
9/1/2023 13:36:00	8.9	6.1	-2.8	0.00	0.00	0.00	1.5	NW
9/1/2023 13:37:00	9.1	6.6	-2.5	0.00	0.00	0.00	1.5	ESE
9/1/2023 13:38:00	8.9	7.4	-1.5	0.00	0.00	0.00	1.4	WSW
9/1/2023 13:39:00	8.7	8.1	-0.6	0.00	0.00	0.00	1.3	WNW
9/1/2023 13:40:00	8.4	8.7	0.3	0.00	0.00	0.00	1.3	SSW
9/1/2023 13:41:00	8.2	9.5	1.3	0.00	0.00	0.00	1.3	NW
9/1/2023 13:42:00	8.6	9.6	1.0	0.00	0.00	0.00	1.4	N
9/1/2023 13:43:00	8.4	9.6	1.1	0.00	0.00	0.00	1.4	ESE
9/1/2023 13:44:00	8.4	9.5	1.1	0.00	0.00	0.00	1.4	NNE
9/1/2023 13:45:00	8.4	9.6	1.1	0.00	0.00	0.00	1.4	E
9/1/2023 13:46:00	8.5	9.6	1.2	0.00	0.00	0.00	1.5	NE
9/1/2023 13:47:00	8.5	9.5	1.0	0.00	0.00	0.00	1.5	ENE
9/1/2023 13:48:00	8.6	8.5	-0.1	0.00	0.00	0.00	1.5	ENE
9/1/2023 13:49:00	8.4	9.8	1.4	0.00	0.00	0.00	1.5	NNE
9/1/2023 13:50:00	8.7	10.0	1.3	0.00	0.00	0.00	1.5	E
9/1/2023 13:51:00	8.7	9.8	1.1	0.00	0.00	0.00	1.5	E
9/1/2023 13:52:00	8.4	9.5	1.2	0.00	0.00	0.00	1.5	ENE

Date/Time	Average Upwind PM10 (µg/m³)	Average Downwind PM10 (µg/m³)	Average Contribution PM10 (µg/m³)	Average Upwind VOC (ppm)	Average Downwind VOC (ppm)	Average Contribution VOC (ppm)	Wind Speed 15 min Avg	Wind Direction
9/1/2023 13:53:00	8.6	9.6	1.0	0.00	0.00	0.00	1.5	ENE
9/1/2023 13:54:00	8.7	9.6	0.9	0.00	0.00	0.00	1.5	E
9/1/2023 13:55:00	9.0	9.6	0.6	0.00	0.00	0.00	1.4	SE
9/1/2023 13:56:00	9.1	9.3	0.1	0.00	0.00	0.00	1.3	ENE
9/1/2023 13:57:00	8.9	9.4	0.6	0.00	0.00	0.00	1.3	W
9/1/2023 13:58:00	8.7	9.7	1.0	0.00	0.00	0.00	1.3	SSE
9/1/2023 13:59:00	8.6	10.2	1.6	0.00	0.00	0.00	1.2	NW
9/1/2023 14:00:00	8.6	10.4	1.9	0.00	0.00	0.00	1.2	ESE
9/1/2023 14:01:00	8.4	10.7	2.3	0.00	0.00	0.00	1.2	SE
9/1/2023 14:02:00	8.8	10.8	2.1	0.00	0.00	0.00	1.3	NW
9/1/2023 14:03:00	8.5	11.6	3.1	0.00	0.00	0.00	1.3	ESE
9/1/2023 14:04:00	8.4	10.9	2.4	0.00	0.00	0.00	1.3	ESE
9/1/2023 14:05:00	8.9	11.0	2.1	0.00	0.00	0.00	1.3	ESE
9/1/2023 14:06:00	9.0	14.8	5.8	0.00	0.00	0.00	1.3	NW
9/1/2023 14:07:00	9.8	14.9	5.1	0.00	0.00	0.00	1.3	NE
9/1/2023 14:08:00	10.3	14.7	4.5	0.00	0.00	0.00	1.2	E
9/1/2023 14:09:00	10.3	15.1	4.8	0.00	0.00	0.00	1.2	W
9/1/2023 14:10:00	10.3	15.1	4.8	0.00	0.00	0.00	1.2	WNW
9/1/2023 14:11:00	10.8	14.5	3.7	0.00	0.00	0.00	1.3	E
9/1/2023 14:12:00	10.9	14.3	3.4	0.00	0.00	0.00	1.2	ENE
9/1/2023 14:13:00	11.0	14.0	3.0	0.00	0.00	0.00	1.2	E
9/1/2023 14:14:00	11.3	13.9	2.6	0.00	0.00	0.00	1.2	WSW
9/1/2023 14:15:00	11.3	13.7	2.3	0.00	0.00	0.00	1.2	ENE
9/1/2023 14:16:00	11.8	13.7	1.9	0.00	0.00	0.00	1.3	WNW
9/1/2023 14:17:00	11.5	13.7	2.3	0.00	0.00	0.00	1.3	W
9/1/2023 14:18:00	12.7	15.0	2.3	0.00	0.00	0.00	1.3	E
9/1/2023 14:19:00	13.8	16.4	2.6	0.00	0.00	0.00	1.5	E
9/1/2023 14:20:00	13.7	16.4	2.8	0.00	0.00	0.00	1.4	N
9/1/2023 14:21:00	13.9	12.8	-1.2	0.00	0.00	0.00	1.4	W
9/1/2023 14:22:00	14.0	13.0	-1.0	0.00	0.00	0.00	1.4	W
9/1/2023 14:23:00	13.9	14.8	0.9	0.00	0.00	0.00	1.5	NNW
9/1/2023 14:24:00	14.4	15.4	0.9	0.00	0.00	0.00	1.5	E
9/1/2023 14:25:00	14.8	16.3	1.4	0.00	0.00	0.00	1.4	ENE

Date/Time	Average Upwind PM10 (µg/m³)	Average Downwind PM10 (µg/m³)	Average Contribution PM10 (µg/m³)	Average Upwind VOC (ppm)	Average Downwind VOC (ppm)	Average Contribution VOC (ppm)	Wind Speed 15 min Avg	Wind Direction
9/1/2023 14:26:00	15.9	17.5	1.6	0.00	0.00	0.00	1.5	NW
9/1/2023 14:27:00	16.7	18.0	1.4	0.00	0.00	0.00	1.6	NW
9/1/2023 14:28:00	16.7	19.2	2.6	0.00	0.00	0.00	1.6	N
9/1/2023 14:29:00	16.6	20.7	4.1	0.00	0.00	0.00	1.6	E
9/1/2023 14:30:00	17.0	21.9	4.9	0.00	0.00	0.00	1.6	ESE
9/1/2023 14:31:00	17.1	22.2	5.1	0.00	0.00	0.00	1.5	SE
9/1/2023 14:32:00	17.1	22.6	5.5	0.00	0.00	0.00	1.4	W
9/1/2023 14:33:00	16.0	21.0	5.0	0.00	0.00	0.00	1.3	WSW
9/1/2023 14:34:00	15.6	19.3	3.7	0.00	0.00	0.00	1.2	WSW
9/1/2023 14:35:00	15.5	18.9	3.5	0.00	0.00	0.00	1.2	W
9/1/2023 14:36:00	15.4	19.2	3.7	0.00	0.00	0.00	1.2	ENE
9/1/2023 14:37:00	14.4	19.1	4.7	0.00	0.00	0.00	1.2	WNW
9/1/2023 14:38:00	14.6	16.8	2.2	0.00	0.00	0.00	1.2	E
9/1/2023 14:39:00	14.3	15.3	1.0	0.00	0.00	0.00	1.2	ENE
9/1/2023 14:40:00	13.8	14.2	0.4	0.00	0.00	0.00	1.2	NW
9/1/2023 14:41:00	12.9	13.3	0.4	0.00	0.00	0.00	1.1	WNW
9/1/2023 14:42:00	12.2	13.8	1.6	0.00	0.00	0.00	1.1	SE
9/1/2023 14:43:00	12.3	12.8	0.5	0.00	0.01	0.01	1.3	E
9/1/2023 14:44:00	12.4	11.1	-1.4	0.00	0.01	0.01	1.5	E
9/1/2023 14:45:00	12.1	9.9	-2.2	0.00	0.01	0.01	1.7	E
9/1/2023 14:46:00	11.3	9.1	-2.2	0.00	0.01	0.01	2.0	E
9/1/2023 14:47:00	10.8	8.4	-2.4	0.00	0.01	0.01	2.1	E
9/1/2023 14:48:00	10.5	8.0	-2.5	0.00	0.01	0.01	2.2	ENE
9/1/2023 14:49:00	9.9	7.8	-2.1	0.00	0.01	0.01	2.1	NNE
9/1/2023 14:50:00	9.6	8.1	-1.5	0.00	0.01	0.01	2.0	SW
9/1/2023 14:51:00	9.4	7.8	-1.7	0.00	0.01	0.01	2.1	WNW
9/1/2023 14:52:00	9.6	7.5	-2.1	0.00	0.01	0.01	2.1	WNW
9/1/2023 14:53:00	8.9	7.9	-1.0	0.00	0.01	0.01	2.1	WNW
9/1/2023 14:54:00	8.5	8.3	-0.2	0.00	0.01	0.01	2.2	W
9/1/2023 14:55:00	9.2	8.5	-0.6	0.00	0.01	0.01	2.2	NNW
9/1/2023 14:56:00	9.0	9.2	0.2	0.00	0.01	0.01	2.2	W
9/1/2023 14:57:00	8.9	8.4	-0.4	0.00	0.01	0.01	2.1	SW
9/1/2023 14:58:00	8.3	8.5	0.2	0.00	0.00	0.00	2.0	WSW

Date/Time	Average Upwind PM10 (µg/m³)	Average Downwind PM10 (µg/m³)	Average Contribution PM10 (µg/m³)	Average Upwind VOC (ppm)	Average Downwind VOC (ppm)	Average Contribution VOC (ppm)	Wind Speed 15 min Avg	Wind Direction
9/1/2023 14:59:00	7.9	8.8	0.9	0.00	0.00	0.00	1.8	WSW
9/1/2023 15:00:00	8.0	9.1	1.1	0.00	0.00	0.00	1.6	NE
9/1/2023 15:01:00	8.3	9.4	1.1	0.00	0.00	0.00	1.5	NW
9/1/2023 15:02:00	8.5	9.3	0.8	0.00	0.00	0.00	1.4	N
9/1/2023 15:03:00	10.3	9.1	-1.2	0.00	0.00	0.00	1.3	NE
9/1/2023 15:04:00	10.6	8.9	-1.7	0.00	0.00	0.00	1.4	NNE
9/1/2023 15:05:00	10.8	8.2	-2.7	0.00	0.00	0.00	1.4	NE
9/1/2023 15:06:00				0.00	0.00	0.00	1.3	WNW
9/1/2023 15:07:00				0.00	0.00	0.00	1.3	W
9/1/2023 15:08:00	5.5	13.8	8.3	0.00	0.00	0.00	1.3	WNW
9/1/2023 15:09:00	8.3	9.1	0.8	0.00	0.00	0.00	1.4	ESE
9/1/2023 15:10:00	8.3	7.1	-1.2	0.00	0.00	0.00	1.4	E
9/1/2023 15:11:00				0.00	0.00	0.00	1.5	ENE
9/1/2023 15:12:00				0.00	0.00	0.00	1.5	ESE
9/1/2023 15:13:00	5.9	4.8	-1.1	0.00	0.00	0.00	1.6	E
9/1/2023 15:14:00	6.1	5.3	-0.7	0.00	0.00	0.00	1.6	SE
9/1/2023 15:15:00	5.5	5.9	0.4	0.00	0.00	0.00	1.5	WSW
9/1/2023 15:16:00	6.3	7.3	1.1	0.00	0.00	0.00	1.5	E
9/1/2023 15:17:00	6.4	9.1	2.7	0.00	0.00	0.00	1.5	N
9/1/2023 15:18:00	7.0	8.5	1.5	0.00	0.00	0.00	1.5	NW
9/1/2023 15:19:00	7.3	8.0	0.7	0.00	0.00	0.00	1.5	WSW
9/1/2023 15:20:00	7.4	7.8	0.4	0.00	0.00	0.00	1.5	WSW
9/1/2023 15:21:00	7.1	7.6	0.5	0.00	0.00	0.00	1.5	ENE
9/1/2023 15:22:00	7.0	7.3	0.3	0.00	0.00	0.00	1.5	ENE
9/1/2023 15:23:00	6.9	7.2	0.3	0.00	0.00	0.00	1.5	W
9/1/2023 15:24:00	6.8	7.3	0.5	0.00	0.00	0.00	1.4	NE
9/1/2023 15:25:00	6.9	7.7	0.8	0.00	0.00	0.00	1.3	NNE
9/1/2023 15:26:00	7.3	9.6	2.3	0.00	0.00	0.00	1.3	ENE
9/1/2023 15:27:00	7.4	11.6	4.2	0.00	0.00	0.00	1.3	E
9/1/2023 15:28:00	7.9	12.3	4.4	0.00	0.00	0.00	1.2	NE
9/1/2023 15:29:00	8.3	12.4	4.2	0.00	0.00	0.00	1.1	W
9/1/2023 15:30:00	8.9	12.3	3.4	0.00	0.00	0.00	1.2	WNW
9/1/2023 15:31:00	8.9	12.0	3.1	0.00	0.00	0.00	1.2	WNW

Date/Time	Average Upwind PM10 (µg/m³)	Average Downwind PM10 (µg/m³)	Average Contribution PM10 (µg/m³)	Average Upwind VOC (ppm)	Average Downwind VOC (ppm)	Average Contribution VOC (ppm)	Wind Speed 15 min Avg	Wind Direction
9/1/2023 15:32:00	9.2	11.4	2.2	0.00	0.00	0.00	1.1	NW
9/1/2023 15:33:00	9.3	11.6	2.3	0.00	0.00	0.00	1.1	WNW
9/1/2023 15:34:00	9.5	13.3	3.9	0.00	0.00	0.00	1.1	N
9/1/2023 15:35:00	10.0	15.3	5.3	0.00	0.00	0.00	1.1	ESE
9/1/2023 15:36:00	11.2	16.2	5.1	0.00	0.00	0.00	1.1	ENE
9/1/2023 15:37:00	11.7	16.8	5.0	0.00	0.00	0.00	1.1	ENE
9/1/2023 15:38:00	12.9	17.6	4.7	0.00	0.00	0.00	1.1	E
9/1/2023 15:39:00	13.4	18.4	5.1	0.00	0.00	0.00	1.1	ENE
9/1/2023 15:40:00	13.4	18.6	5.3	0.00	0.00	0.00	1.1	ENE
9/1/2023 15:41:00	15.5	17.1	1.5	0.00	0.00	0.00	1.1	W
9/1/2023 15:42:00	15.7	16.2	0.5	0.00	0.00	0.00	1.0	NE
9/1/2023 15:43:00	16.0	16.7	0.7	0.00	0.00	0.00	1.0	ENE
9/1/2023 15:44:00	16.5	16.5	0.1	0.00	0.00	0.00	1.0	E
9/1/2023 15:45:00	16.6	17.1	0.5	0.00	0.00	0.00	1.0	NW
9/1/2023 15:46:00	17.5	17.1	-0.4	0.00	0.00	0.00	1.0	NW
9/1/2023 15:47:00	18.0	17.0	-1.0	0.00	0.00	0.00	1.0	W
9/1/2023 15:48:00	17.7	17.6	-0.1	0.00	0.00	0.00	0.9	NNE
9/1/2023 15:49:00	17.9	16.2	-1.8	0.00	0.00	0.00	0.9	SW
9/1/2023 15:50:00	17.7	14.7	-2.9	0.00	0.00	0.00	0.9	NE
9/1/2023 15:51:00	17.3	14.0	-3.3	0.00	0.00	0.00	0.9	NNW
9/1/2023 15:52:00	17.1	14.0	-3.1	0.00	0.00	0.00	0.9	NNE
9/1/2023 15:53:00	16.4	13.4	-3.0	0.00	0.00	0.00	0.9	SSE
9/1/2023 15:54:00	16.0	12.6	-3.4	0.00	0.00	0.00	0.8	WNW
9/1/2023 15:55:00	16.1	12.4	-3.7	0.00	0.00	0.00	0.8	NE
9/1/2023 15:56:00	13.7	12.9	-0.7	0.00	0.00	0.00	0.8	NE
9/1/2023 15:57:00	13.8	11.5	-2.3	0.00	0.00	0.00	0.8	WNW
9/1/2023 15:58:00	13.2	11.3	-1.9	0.00	0.00	0.00	0.8	NE
9/1/2023 15:59:00	12.6	12.3	-0.3	0.00	0.00	0.00	0.8	NE
9/1/2023 16:00:00	12.6	12.0	-0.6	0.00	0.00	0.00	0.8	WNW
9/1/2023 16:01:00	11.8	12.0	0.2	0.00	0.00	0.00	0.9	SSW
9/1/2023 16:02:00	11.7	12.3	0.5	0.00	0.00	0.00	1.0	WNW
9/1/2023 16:03:00	12.2	12.0	-0.2	0.00	0.00	0.00	1.1	NW
9/1/2023 16:04:00	11.8	12.3	0.5	0.00	0.00	0.00	1.1	ESE



Date/Time	Average Upwind PM10 (µg/m³)	Average Downwind PM10 (µg/m³)	Average Contribution PM10 (µg/m³)	Average Upwind VOC (ppm)	Average Downwind VOC (ppm)	Average Contribution VOC (ppm)	Wind Speed 15 min Avg	Wind Direction
9/1/2023 16:05:00	11.5	12.2	0.6	0.00	0.00	0.00	1.2	W
9/1/2023 16:06:00	10.9	12.0	1.1	0.00	0.00	0.00	1.2	WNW
9/1/2023 16:07:00	10.9	11.8	0.9	0.00	0.00	0.00	1.2	E
9/1/2023 16:08:00	10.8	11.7	0.9	0.00	0.00	0.00	1.3	WSW
9/1/2023 16:09:00	11.3	11.7	0.5	0.00	0.00	0.00	1.3	W
9/1/2023 16:10:00	11.8	11.3	-0.5	0.00	0.00	0.00	1.4	W
9/1/2023 16:11:00	12.1	10.5	-1.5	0.00	0.00	0.00	1.4	NW
9/1/2023 16:12:00	11.9	10.5	-1.4	0.00	0.00	0.00	1.4	NW
9/1/2023 16:13:00	11.8	9.9	-1.9	0.00	0.00	0.00	1.4	NNW
9/1/2023 16:14:00	11.6	9.3	-2.4	0.00	0.00	0.00	1.6	W
9/1/2023 16:15:00	11.0	9.3	-1.8	0.00	0.00	0.00	1.7	W
9/1/2023 16:16:00	11.3	9.2	-2.0	0.00	0.00	0.00	1.8	W
9/1/2023 16:17:00	10.9	8.9	-2.0	0.00	0.00	0.00	1.9	W
9/1/2023 16:18:00	11.4	8.4	-3.0	0.00	0.00	0.00	2.1	WSW
9/1/2023 16:19:00	11.3	7.8	-3.5	0.00	0.00	0.00	2.2	W
9/1/2023 16:20:00	11.4	7.6	-3.9	0.00	0.00	0.00	2.3	WNW
9/1/2023 16:21:00	11.9	7.5	-4.4	0.00	0.00	0.00	2.3	WNW
9/1/2023 16:22:00	12.3	7.4	-4.9	0.00	0.00	0.00	2.4	W
9/1/2023 16:23:00	12.4	7.6	-4.8	0.00	0.00	0.00	2.5	WSW
9/1/2023 16:24:00	12.4	7.9	-4.5	0.00	0.00	0.00	2.6	W
9/1/2023 16:25:00	12.6	7.8	-4.7	0.00	0.00	0.00	2.6	W
9/1/2023 16:26:00	13.0	8.1	-4.8	0.00	0.00	0.00	2.8	W
9/1/2023 16:27:00	13.4	8.5	-4.9	0.00	0.00	0.00	2.9	WNW
9/1/2023 16:28:00	14.4	8.6	-5.9	0.00	0.00	0.00	3.1	WNW
9/1/2023 16:29:00	15.5	8.8	-6.7	0.00	0.00	0.00	3.0	WNW
9/1/2023 16:30:00	16.5	8.8	-7.7	0.00	0.00	0.00	3.1	WNW
9/1/2023 16:31:00	16.7	8.8	-7.9	0.00	0.00	0.00	3.1	W
9/1/2023 16:32:00	16.7	8.8	-7.8	0.00	0.00	0.00	2.9	WNW
9/1/2023 16:33:00	16.3	9.0	-7.3	0.00	0.00	0.00	2.7	WNW
9/1/2023 16:34:00	16.9	9.3	-7.6	0.00	0.00	0.00	2.6	W
9/1/2023 16:35:00	17.9	9.6	-8.3	0.00	0.00	0.00	2.6	WNW
9/1/2023 16:36:00	18.7	9.8	-8.9	0.00	0.00	0.00	2.7	W
9/1/2023 16:37:00	18.7	9.9	-8.8	0.00	0.00	0.00	2.8	W

Date/Time	Average Upwind PM10 (µg/m³)	Average Downwind PM10 (µg/m³)	Average Contribution PM10 (µg/m³)	Average Upwind VOC (ppm)	Average Downwind VOC (ppm)	Average Contribution VOC (ppm)	Wind Speed 15 min Avg	Wind Direction
9/1/2023 16:38:00	19.0	9.7	-9.3	0.00	0.00	0.00	2.8	W
9/1/2023 16:39:00	19.0	9.5	-9.5	0.00	0.00	0.00	2.7	WSW
9/1/2023 16:40:00	19.1	9.7	-9.3	0.00	0.00	0.00	2.6	W
9/1/2023 16:41:00	19.0	9.9	-9.1	0.00	0.00	0.00	2.7	W
9/1/2023 16:42:00	19.0	9.7	-9.3	0.00	0.00	0.00	2.7	W
9/1/2023 16:43:00	18.5	9.4	-9.1	0.00	0.00	0.00	2.8	W
9/1/2023 16:44:00	18.0	9.3	-8.7	0.00	0.00	0.00	2.8	W
9/1/2023 16:45:00	17.6	9.4	-8.3	0.00	0.00	0.00	2.8	W
9/1/2023 16:46:00	17.6	9.6	-8.0	0.00	0.00	0.00	2.8	W
9/1/2023 16:47:00	17.8	10.1	-7.7	0.00	0.00	0.00	2.9	W
9/1/2023 16:48:00	17.8	10.2	-7.6	0.00	0.00	0.00	3.0	W
9/1/2023 16:49:00	17.7	9.9	-7.9	0.00	0.00	0.00	3.0	W
9/1/2023 16:50:00	17.0	9.8	-7.2	0.00	0.00	0.00	3.0	WNW
9/1/2023 16:51:00	16.4	9.9	-6.5	0.00	0.00	0.00	2.9	W
9/1/2023 16:52:00	16.3	9.9	-6.4	0.00	0.00	0.00	2.9	WSW
9/1/2023 16:53:00	16.0	9.9	-6.1	0.00	0.00	0.00	2.9	WNW
9/1/2023 16:54:00	16.2	10.1	-6.1	0.00	0.00	0.00	2.9	W
9/1/2023 16:55:00	15.7	10.1	-5.7	0.00	0.00	0.00	3.0	W
9/1/2023 16:56:00	15.7	9.9	-5.8	0.00	0.00	0.00	2.9	WSW
9/1/2023 16:57:00	15.7	9.9	-5.7	0.00	0.00	0.00	2.9	W
9/1/2023 16:58:00	15.8	10.2	-5.6	0.00	0.00	0.00	2.9	W
9/1/2023 16:59:00	16.1	10.3	-5.7	0.00	0.00	0.00	2.9	W
9/1/2023 17:00:00	16.0	10.4	-5.6	0.00	0.00	0.00	2.9	W
9/1/2023 17:01:00	15.9	10.9	-5.1	0.00	0.00	0.00	2.9	W
9/1/2023 17:02:00	15.9	10.8	-5.0	0.00	0.00	0.00	2.9	WSW
9/1/2023 17:03:00	15.8	11.2	-4.6	0.00	0.00	0.00	2.9	W
9/1/2023 17:04:00	15.5	11.3	-4.2	0.00	0.00	0.00	2.8	SW
9/1/2023 17:05:00	15.7	11.3	-4.4	0.00	0.00	0.00	2.9	W
9/1/2023 17:06:00	15.7	11.2	-4.5	0.00	0.00	0.00	2.9	W
9/1/2023 17:07:00	15.7	11.4	-4.3	0.00	0.00	0.00	2.9	W
9/1/2023 17:08:00	16.4	11.6	-4.8	0.00	0.00	0.00	2.8	W
9/1/2023 17:09:00	17.3	11.4	-5.8	0.00	0.00	0.00	2.8	W
9/1/2023 17:10:00	16.9	11.2	-5.7	0.00	0.00	0.00	2.7	W

Date/Time	Average Upwind PM10 (µg/m³)	Average Downwind PM10 (µg/m³)	Average Contribution PM10 (µg/m³)	Average Upwind VOC (ppm)	Average Downwind VOC (ppm)	Average Contribution VOC (ppm)	Wind Speed 15 min Avg	Wind Direction
9/1/2023 17:11:00	16.2	10.9	-5.3	0.00	0.00	0.00	2.7	WNW
9/1/2023 17:12:00	15.3	10.6	-4.8	0.00	0.00	0.00	2.6	WNW
9/1/2023 17:13:00	14.4	10.2	-4.3	0.00	0.00	0.00	2.5	W