

DAILY FIELD REPORT 040

Prepared By: LANGAN

WEATHER	Snow		Rain		Overcast		Partly Cloudy		Sunny	X
TEMP.	< 32		32-50		50-70		70-85	X	>85	

BCP Project No:	C231153	Date:	August 1, 2023
------------------------	---------	--------------	----------------

Project Name:	Kasser Scrap Metal and Rector Cleaners Site	Time:	6:45 am to 3:30 pm
----------------------	---	--------------	--------------------

Consultant: Langan Engineering, Environmental, Surveying, Landscape Architecture and Geology, D.P.C. (Langan)	Langan Field Personnel: Harrison Bluestone (Environmental) Xianglei Zheng (Geotechnical)
Construction Manager: Consigli Construction Co., Inc. (Consigli)	
Foundation Contractor: Urban Foundation/Engineering (Urban)	

Work Activities Performed:

- Urban excavated two about 10-foot-long by 5-foot-wide areas to about 5 feet below grade surface (bgs) in the southern part of waste characterization grids WC02_0-5 and WC03_0-5 to prepare for the installation of soil-mix columns. Excavated soil/fill was stockpiled separately in the southern part of grid WC02 and covered with polyethylene sheeting at the end of the day, pending off-site disposal.
- Urban excavated an about 20-foot-long by 5-foot-wide area to about 3 feet bgs in the eastern part of waste characterization grid WC03_0-5 to prepare for the installation of caisson casings. Excavated soil/fill was stockpiled in the southern part of grid WC02 and covered with polyethylene sheeting at the end of the day, pending off-site disposal.
- Urban graded an about 30-foot-long by 20-foot-wide area of soil/fill in the northern part of waste characterization grid WC03 to prepare for equipment mobilization.
- Excavated and graded soil/fill consisted of non-native soil; odors, staining, elevated photoionization detector (PID) readings, or other evidence of a petroleum or chemical release were not observed.
- Urban installed four, about 58-inch-diameter, soil-mix columns using a Bauer BG 28H drilling rig in the western parts of the site.
- Urban advanced two caisson casings using a CAT00 Custom Build 3Double L drilling rig in the northeastern part of the site.

Material Tracking:

- The following soil/fill was exported from the site:
 - 3 loads of soil/fill from waste characterization grid WC03_0-5 to the Bayshore Soil Management, LLC facility in Keasbey, NJ.
- No material was imported to the site.

Materials Export Summary								
Facility Name	Bayshore Soil Management, LLC		Clean Earth of Carteret, LLC		PPark NJ		Faztec Solutions	
Location	Keasbey, NJ		Carteret, NJ		Prospect Park, NJ		Staten Island, NY	
Type of Waste	Non-hazardous Soil		Non-hazardous Soil		Non-hazardous Soil		C&D	
Today	Number of Loads	Approx. Volume (CY)	Number of Loads	Approx. Volume (CY)	Number of Loads	Approx. Volume (CY)	Number of Loads	Approximate Volume (CY)
		3	60	0	-	0	-	0
Total	Number of Loads	Approx. Volume (CY)	Number of Loads	Approx. Volume (CY)	Number of Loads	Approx. Volume (CY)	Number of Loads	Approximate Volume (CY)
	53	1,060	29	580	0	-	14	280

Materials Export Summary		
Facility Name	Dale Transfer Corp.	
Location	West Babylon, NY	
Type of Waste	Concrete	
Today	Number of Loads	Approx. Volume (CY)
		0
Total	Number of Loads	Approx. Volume (CY)
	2	40

Samples Collected:

- No samples were collected.
-

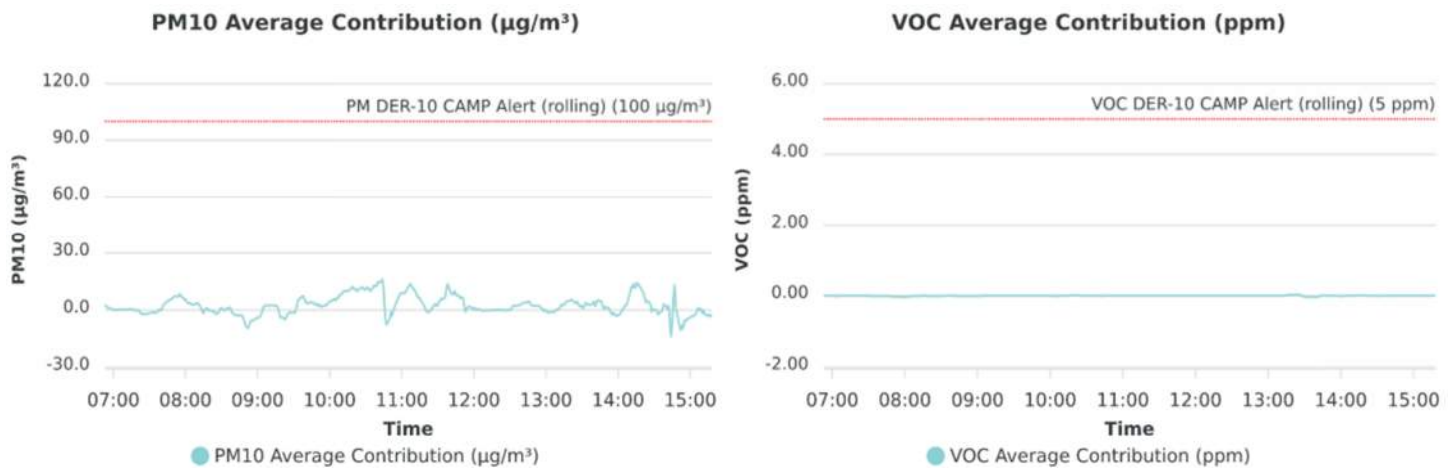
Air Monitoring:

The 15-minute average site contributions for particulates and volatile organic compounds (VOCs) are calculated by subtracting the upwind readings from the downwind readings. A true action level exceedance is realized when this net result exceeds 100 $\mu\text{g}/\text{m}^3$ for particulates and 5 ppm for organic vapors. No particulates (PM10) or organic vapors exceeded the 15-minute average site contribution action level of 100 $\mu\text{g}/\text{m}^3$ and 5 ppm, respectively, on this day.

Particulate Monitoring ($\mu\text{g}/\text{m}^3$)		Organic Vapor Monitoring (ppm)	
Daily Background	4.3	Daily Background	0.00
PM10 Average Site Contribution (Minimum)	-14.2	VOC Average Site Contribution (Minimum)	-0.04
PM10 Average Site Contribution (Maximum)	16.2	VOC Average Site Contribution (Maximum)	0.03

$\mu\text{g}/\text{m}^3$: micrograms per cubic meter.

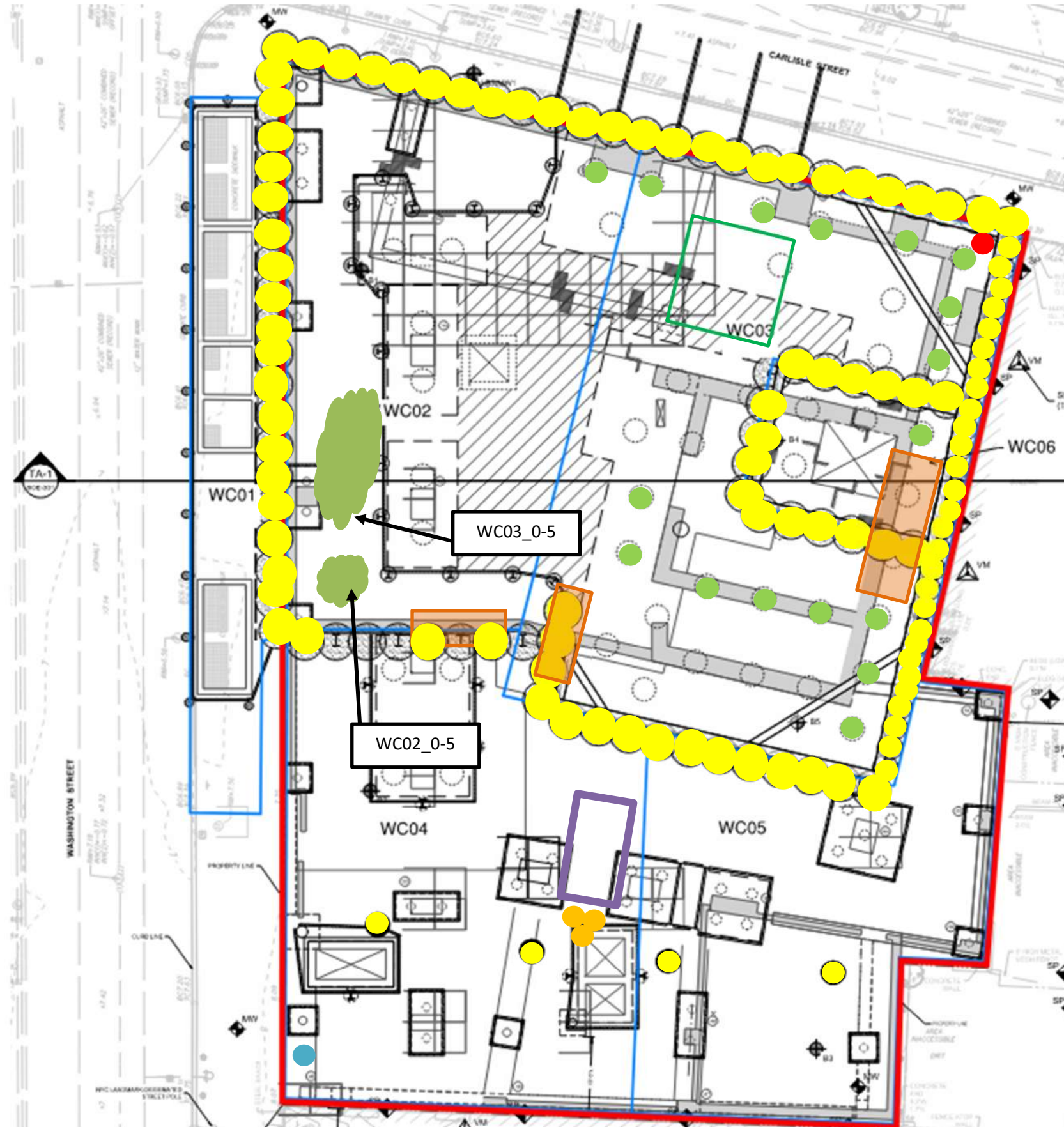
ppm: parts per million.



Planned Activities:

- Urban will continue installing soil-mix columns throughout the site.
- Urban will continue installing caisson casings throughout the site.
- Urban will export soil/fill from WC03_0-5.

SITE PLAN



- Site Boundary**
- Waste Characterization Grid Boundary**
- CAMP station 1**
- CAMP station 2**
- Stockpile - Soil (no impacts)**
- Stockpile - C&D**
- Approximate Location of Excavation**
- Approximate Area of Grading**
- Approximate Backfill Location**
- Completed Soil-Mix Column**
- Completed Caisson Casing**
- Completed Soil-Mix Column as part of the In-Situ Stabilization of NAPL-contaminated Soil**
- Approximate Location of the Former UST**

Note: Waste characterization grid areas were developed by PT Consultants and Urban and is shown on this site plan for reference only.

Photo Log

Photo 1: Urban grading soil/fill in waste characterization grid WC03 (facing east).



Photo 2: View of a triaxle truck loaded with soil/fill for off-site disposal (facing northwest).



Photo 3: View of CAMP Station 1 (next to the fence) in the northeastern part of the site (facing east).



Photo 4: View of CAMP Station 2 (next to the trailer) in the southwestern part of the site (facing south).



Photo 5: View of the entrance/exit of the site along Washington Street at the end of the work day (facing southeast).



Photo 6: View of the entrance/exit of the site at the corner of Washington and Carlisle Street at the end of the work day (facing southeast).



LANGAN	Air Monitoring Report	170695201 - 111 Washington St	
		Report Period	
		From:	8/1/2023 00:00
		To:	8/1/2023 22:00
		PM10 Action Level:	100 µg/m ³
VOC Action Level:	5 ppm		

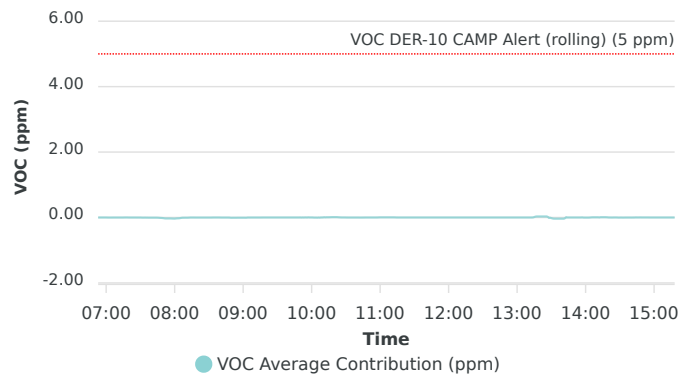
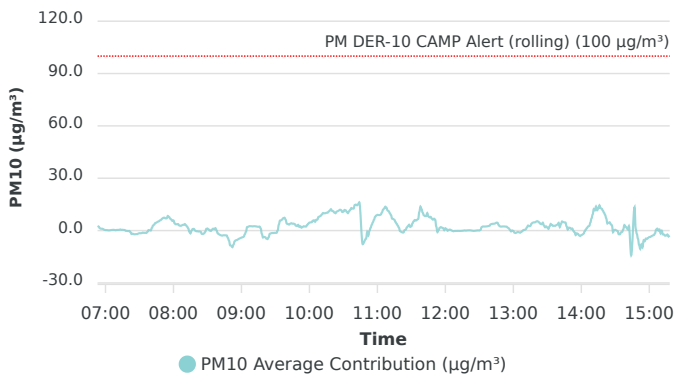
Daily Environmental Summary	Windspeed (mph)	Prevailing wind direction
8/1/2023	0.5-3.4	SSW

Daily Monitoring Summary	PM10 (µg/m³)	Time	VOC (ppm)	Time
Min Contribution (15 min avg.) - 8/1/2023	-14.2	14:44:00	-0.04	13:33:00
Max Contribution (15 min avg.) - 8/1/2023	16.2	10:44:00	0.03	13:17:00

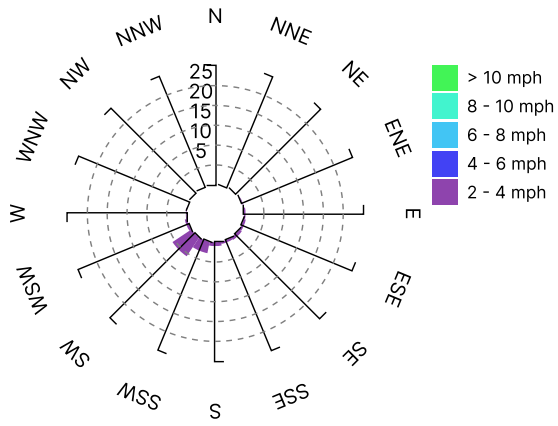


PM10 Average Contribution (µg/m³)

VOC Average Contribution (ppm)



Contribution wind rose (mph)



Date/Time	Average Upwind PM10 (µg/m³)	Average Downwind PM10 (µg/m³)	Average Contribution PM10 (µg/m³)	Average Upwind VOC (ppm)	Average Downwind VOC (ppm)	Average Contribution VOC (ppm)	Wind Speed 15 min Avg	Wind Direction
8/1/2023 06:53:00	4.3	7.0	2.6	0.00	0.00	0.00	1.5	SW
8/1/2023 06:54:00	4.2	6.4	2.3	0.00	0.00	0.00	1.8	SSW
8/1/2023 06:55:00	5.0	6.3	1.4	0.00	0.00	0.00	1.8	SW
8/1/2023 06:56:00	5.2	6.2	1.1	0.00	0.00	0.00	1.6	SSW
8/1/2023 06:57:00	5.1	6.2	1.1	0.00	0.00	0.00	1.5	WSW
8/1/2023 06:58:00	5.3	6.1	0.8	0.00	0.00	0.00	1.5	SW
8/1/2023 06:59:00	5.5	5.9	0.4	0.00	0.00	0.00	1.5	SW
8/1/2023 07:00:00	5.5	5.8	0.3	0.00	0.00	0.00	1.5	SW
8/1/2023 07:01:00	5.4	5.7	0.3	0.00	0.00	0.00	1.4	SW
8/1/2023 07:02:00	5.4	5.6	0.2	0.00	0.00	0.00	1.3	WSW
8/1/2023 07:03:00	5.4	5.5	0.1	0.00	0.00	0.00	1.3	SSW
8/1/2023 07:04:00	5.3	5.5	0.2	0.00	0.00	0.00	1.3	SW
8/1/2023 07:05:00	5.2	5.5	0.3	0.00	0.00	0.00	1.3	SW
8/1/2023 07:06:00	5.1	5.5	0.4	0.00	0.00	0.00	1.3	SW
8/1/2023 07:07:00	5.0	5.5	0.4	0.00	0.00	0.00	1.4	SSW
8/1/2023 07:08:00	5.1	5.4	0.3	0.00	0.00	0.00	1.4	SW
8/1/2023 07:09:00	5.2	5.4	0.2	0.00	0.00	0.00	1.3	SW
8/1/2023 07:10:00	5.1	5.4	0.4	0.00	0.00	0.00	1.2	NW
8/1/2023 07:11:00	5.1	5.4	0.4	0.00	0.00	0.00	1.2	SE
8/1/2023 07:12:00	5.1	5.5	0.4	0.00	0.00	0.00	1.2	E
8/1/2023 07:13:00	5.0	5.7	0.6	0.00	0.00	0.00	1.2	SSW
8/1/2023 07:14:00	5.3	5.8	0.4	0.00	0.00	0.00	1.2	E
8/1/2023 07:15:00	5.3	5.8	0.5	0.00	0.00	0.00	1.3	SSW
8/1/2023 07:16:00	5.5	5.8	0.4	0.00	0.00	0.00	1.4	SW
8/1/2023 07:17:00	5.6	5.9	0.3	0.00	0.00	0.00	1.4	SW
8/1/2023 07:18:00	6.1	6.0	-0.2	0.00	0.00	0.00	1.4	SSW
8/1/2023 07:19:00	6.2	6.0	-0.2	0.00	0.00	0.00	1.4	SW
8/1/2023 07:20:00	6.5	6.2	-0.3	0.00	0.00	0.00	1.4	SSW
8/1/2023 07:21:00	6.8	6.5	-0.2	0.00	0.00	0.00	1.4	SSW
8/1/2023 07:22:00	7.7	6.8	-0.9	0.00	0.00	0.00	1.4	SW
8/1/2023 07:23:00	9.3	7.3	-2.0	0.00	0.00	0.00	1.4	SSW
8/1/2023 07:24:00	10.1	8.3	-1.8	0.00	0.00	0.00	1.5	SW

Date/Time	Average Upwind PM10 (µg/m³)	Average Downwind PM10 (µg/m³)	Average Contribution PM10 (µg/m³)	Average Upwind VOC (ppm)	Average Downwind VOC (ppm)	Average Contribution VOC (ppm)	Wind Speed 15 min Avg	Wind Direction
8/1/2023 07:25:00	11.0	8.9	-2.1	0.00	0.00	0.00	1.5	SSW
8/1/2023 07:26:00	11.5	9.4	-2.1	0.00	0.00	0.00	1.6	SSW
8/1/2023 07:27:00	11.7	9.7	-2.0	0.00	0.00	0.00	1.6	SSW
8/1/2023 07:28:00	11.8	9.7	-2.1	0.00	0.00	0.00	1.6	WSW
8/1/2023 07:29:00	11.5	9.8	-1.7	0.00	0.00	0.00	1.6	NW
8/1/2023 07:30:00	11.6	10.1	-1.5	0.00	0.00	0.00	1.5	SSE
8/1/2023 07:31:00	11.6	10.1	-1.5	0.00	0.00	0.00	1.5	SSW
8/1/2023 07:32:00	11.6	10.1	-1.4	0.01	0.00	0.00	1.5	W
8/1/2023 07:33:00	11.3	10.1	-1.2	0.01	0.00	0.00	1.5	WNW
8/1/2023 07:34:00	11.4	10.1	-1.3	0.00	0.00	0.00	1.5	SSE
8/1/2023 07:35:00	11.3	10.0	-1.3	0.01	0.00	0.00	1.6	SSW
8/1/2023 07:36:00	11.1	9.7	-1.4	0.01	0.00	0.00	1.5	W
8/1/2023 07:37:00	10.2	9.5	-0.7	0.01	0.00	-0.01	1.5	SW
8/1/2023 07:38:00	8.6	8.9	0.3	0.01	0.00	-0.01	1.4	SSW
8/1/2023 07:39:00	7.8	8.0	0.2	0.01	0.00	-0.01	1.3	SW
8/1/2023 07:40:00	7.2	7.3	0.0	0.01	0.00	-0.01	1.3	SE
8/1/2023 07:41:00	6.6	8.2	1.6	0.01	0.00	-0.01	1.3	S
8/1/2023 07:42:00	6.4	9.3	2.9	0.01	0.00	-0.01	1.3	SW
8/1/2023 07:43:00	6.4	9.8	3.5	0.01	0.00	-0.01	1.4	SW
8/1/2023 07:44:00	6.1	10.5	4.3	0.01	0.00	-0.01	1.5	SSW
8/1/2023 07:45:00	6.0	10.6	4.5	0.01	0.00	-0.01	1.5	SW
8/1/2023 07:46:00	5.9	10.9	5.0	0.01	0.00	-0.01	1.5	W
8/1/2023 07:47:00	5.8	11.1	5.3	0.01	0.00	-0.01	1.5	SW
8/1/2023 07:48:00	5.5	11.3	5.8	0.01	0.00	-0.01	1.5	SW
8/1/2023 07:49:00	5.2	11.4	6.1	0.02	0.00	-0.01	1.5	SSW
8/1/2023 07:50:00	5.2	12.0	6.8	0.02	0.00	-0.02	1.5	SW
8/1/2023 07:51:00	5.2	12.4	7.3	0.03	0.00	-0.03	1.6	SW
8/1/2023 07:52:00	5.2	12.6	7.4	0.03	0.00	-0.03	1.6	WSW
8/1/2023 07:53:00	5.6	12.6	7.0	0.03	0.00	-0.03	1.6	SW
8/1/2023 07:54:00	5.9	12.9	7.0	0.03	0.00	-0.03	1.6	SW
8/1/2023 07:55:00	5.7	14.1	8.4	0.03	0.00	-0.03	1.6	SSW
8/1/2023 07:56:00	5.9	13.7	7.8	0.03	0.00	-0.03	1.6	SW
8/1/2023 07:57:00	6.0	12.9	6.9	0.03	0.00	-0.03	1.5	SSE

Date/Time	Average Upwind PM10 (µg/m³)	Average Downwind PM10 (µg/m³)	Average Contribution PM10 (µg/m³)	Average Upwind VOC (ppm)	Average Downwind VOC (ppm)	Average Contribution VOC (ppm)	Wind Speed 15 min Avg	Wind Direction
8/1/2023 07:58:00	6.1	12.4	6.4	0.04	0.00	-0.03	1.4	SSE
8/1/2023 07:59:00	6.2	11.8	5.6	0.04	0.00	-0.03	1.3	SSE
8/1/2023 08:00:00	6.2	12.0	5.8	0.04	0.00	-0.03	1.2	SW
8/1/2023 08:01:00	7.4	11.6	4.2	0.03	0.00	-0.03	1.2	SE
8/1/2023 08:02:00	7.9	11.5	3.6	0.03	0.00	-0.03	1.2	ESE
8/1/2023 08:03:00	8.1	11.8	3.6	0.03	0.00	-0.03	1.2	SSW
8/1/2023 08:04:00	8.3	12.1	3.7	0.02	0.00	-0.02	1.2	SW
8/1/2023 08:05:00	8.7	11.6	3.0	0.02	0.00	-0.02	1.2	WSW
8/1/2023 08:06:00	8.9	11.6	2.7	0.01	0.00	-0.01	1.2	SW
8/1/2023 08:07:00	9.0	11.8	2.8	0.01	0.00	-0.01	1.1	WSW
8/1/2023 08:08:00	8.8	12.0	3.2	0.01	0.00	-0.01	1.1	WSW
8/1/2023 08:09:00	8.7	12.0	3.3	0.01	0.00	-0.01	1.2	WSW
8/1/2023 08:10:00	8.7	12.4	3.7	0.01	0.00	-0.01	1.2	S
8/1/2023 08:11:00	8.9	12.0	3.1	0.01	0.00	-0.01	1.2	S
8/1/2023 08:12:00	9.7	11.9	2.3	0.01	0.00	-0.01	1.3	SSW
8/1/2023 08:13:00	11.2	12.5	1.3	0.00	0.00	0.00	1.4	SW
8/1/2023 08:14:00	14.0	13.3	-0.7	0.00	0.00	0.00	1.4	SW
8/1/2023 08:15:00	16.4	14.8	-1.6	0.00	0.00	0.00	1.4	SW
8/1/2023 08:16:00	16.3	16.3	0.1	0.00	0.00	0.00	1.3	W
8/1/2023 08:17:00	16.1	17.0	0.9	0.00	0.00	0.00	1.4	SW
8/1/2023 08:18:00	16.3	17.3	1.0	0.00	0.00	0.00	1.4	S
8/1/2023 08:19:00	17.1	17.2	0.1	0.00	0.00	0.00	1.4	SSW
8/1/2023 08:20:00	18.1	17.7	-0.4	0.00	0.00	0.00	1.4	SW
8/1/2023 08:21:00	18.7	18.3	-0.4	0.00	0.00	0.00	1.5	SW
8/1/2023 08:22:00	18.9	18.4	-0.5	0.00	0.00	0.00	1.5	S
8/1/2023 08:23:00	18.8	18.3	-0.5	0.00	0.00	0.00	1.5	SE
8/1/2023 08:24:00	18.8	18.1	-0.7	0.00	0.00	0.00	1.4	SSE
8/1/2023 08:25:00	18.8	16.9	-1.9	0.00	0.00	0.00	1.4	WSW
8/1/2023 08:26:00	18.6	16.7	-2.0	0.00	0.00	0.00	1.4	SSW
8/1/2023 08:27:00	17.8	16.1	-1.6	0.00	0.00	0.00	1.3	S
8/1/2023 08:28:00	16.0	15.3	-0.8	0.00	0.00	0.00	1.3	WSW
8/1/2023 08:29:00	13.5	14.5	1.0	0.00	0.00	0.00	1.3	WSW
8/1/2023 08:30:00	11.3	12.5	1.2	0.00	0.00	0.00	1.3	WSW

Date/Time	Average Upwind PM10 (µg/m³)	Average Downwind PM10 (µg/m³)	Average Contribution PM10 (µg/m³)	Average Upwind VOC (ppm)	Average Downwind VOC (ppm)	Average Contribution VOC (ppm)	Wind Speed 15 min Avg	Wind Direction
8/1/2023 08:31:00	10.4	11.1	0.7	0.00	0.00	0.00	1.4	W
8/1/2023 08:32:00	10.3	10.4	0.0	0.00	0.00	0.00	1.3	SW
8/1/2023 08:33:00	10.1	9.8	-0.2	0.00	0.00	0.00	1.4	SW
8/1/2023 08:34:00	9.1	9.6	0.6	0.00	0.00	0.00	1.4	SSW
8/1/2023 08:35:00	7.8	8.9	1.1	0.00	0.00	0.00	1.3	SW
8/1/2023 08:36:00	7.1	7.8	0.8	0.00	0.00	0.00	1.3	SW
8/1/2023 08:37:00	6.8	8.2	1.4	0.00	0.00	0.00	1.2	NNE
8/1/2023 08:38:00	8.1	8.3	0.1	0.00	0.00	0.00	1.2	SSW
8/1/2023 08:39:00	9.7	8.2	-1.5	0.00	0.00	0.00	1.1	S
8/1/2023 08:40:00	10.0	7.9	-2.1	0.00	0.00	0.00	1.2	SW
8/1/2023 08:41:00	10.5	8.1	-2.5	0.00	0.00	0.00	1.1	WSW
8/1/2023 08:42:00	11.0	8.3	-2.8	0.00	0.00	0.00	1.2	WSW
8/1/2023 08:43:00	11.4	8.5	-2.9	0.00	0.00	0.00	1.1	ENE
8/1/2023 08:44:00	11.5	8.8	-2.7	0.00	0.00	0.00	1.1	SSE
8/1/2023 08:45:00	11.5	8.8	-2.7	0.00	0.00	0.00	1.0	SSE
8/1/2023 08:46:00	11.4	8.7	-2.7	0.00	0.00	0.00	1.0	SSW
8/1/2023 08:47:00	11.4	8.7	-2.8	0.00	0.00	0.00	1.0	W
8/1/2023 08:48:00	12.8	8.6	-4.2	0.00	0.00	0.00	0.9	SW
8/1/2023 08:49:00	14.6	8.9	-5.7	0.01	0.00	-0.01	0.9	W
8/1/2023 08:50:00	18.5	10.1	-8.5	0.01	0.00	-0.01	0.9	WSW
8/1/2023 08:51:00	19.4	10.8	-8.7	0.01	0.00	-0.01	0.9	WSW
8/1/2023 08:52:00	19.8	10.3	-9.5	0.01	0.00	-0.01	1.0	SE
8/1/2023 08:53:00	18.6	10.5	-8.1	0.01	0.00	-0.01	1.1	SSW
8/1/2023 08:54:00	16.9	10.7	-6.1	0.01	0.00	-0.01	1.2	SW
8/1/2023 08:55:00	16.5	10.9	-5.6	0.01	0.00	-0.01	1.2	S
8/1/2023 08:56:00	16.0	10.6	-5.4	0.01	0.00	-0.01	1.3	S
8/1/2023 08:57:00	15.5	10.5	-5.0	0.01	0.00	-0.01	1.3	WSW
8/1/2023 08:58:00	15.1	10.4	-4.6	0.01	0.00	-0.01	1.3	SW
8/1/2023 08:59:00	14.6	10.3	-4.3	0.01	0.00	-0.01	1.4	SW
8/1/2023 09:00:00	14.4	10.4	-4.0	0.01	0.00	-0.01	1.4	S
8/1/2023 09:01:00	14.2	10.4	-3.8	0.01	0.00	-0.01	1.4	S
8/1/2023 09:02:00	13.9	10.4	-3.5	0.01	0.00	-0.01	1.4	SSW
8/1/2023 09:03:00	12.5	10.4	-2.1	0.01	0.00	-0.01	1.4	SW

Date/Time	Average Upwind PM10 (µg/m³)	Average Downwind PM10 (µg/m³)	Average Contribution PM10 (µg/m³)	Average Upwind VOC (ppm)	Average Downwind VOC (ppm)	Average Contribution VOC (ppm)	Wind Speed 15 min Avg	Wind Direction
8/1/2023 09:04:00	10.6	10.0	-0.6	0.00	0.00	0.00	1.4	SSW
8/1/2023 09:05:00	6.8	8.8	2.0	0.00	0.00	0.00	1.4	SW
8/1/2023 09:06:00	5.8	8.0	2.2	0.00	0.00	0.00	1.4	SW
8/1/2023 09:07:00	5.3	7.8	2.5	0.00	0.00	0.00	1.5	SW
8/1/2023 09:08:00	5.1	7.7	2.5	0.00	0.00	0.00	1.5	SW
8/1/2023 09:09:00	5.0	7.5	2.5	0.00	0.00	0.00	1.4	SW
8/1/2023 09:10:00	4.8	7.2	2.4	0.00	0.00	0.00	1.4	SW
8/1/2023 09:11:00	4.5	7.0	2.5	0.00	0.00	0.00	1.5	SW
8/1/2023 09:12:00	4.3	6.8	2.5	0.00	0.00	0.00	1.5	SW
8/1/2023 09:13:00	4.3	6.7	2.4	0.00	0.00	0.00	1.5	SW
8/1/2023 09:14:00	4.2	6.4	2.2	0.00	0.00	0.00	1.5	SW
8/1/2023 09:15:00	4.1	6.3	2.2	0.00	0.00	0.00	1.6	SW
8/1/2023 09:16:00	4.3	6.5	2.3	0.00	0.00	0.00	1.6	SW
8/1/2023 09:17:00	5.4	6.7	1.2	0.00	0.00	0.00	1.7	SSW
8/1/2023 09:18:00	8.6	6.7	-1.9	0.00	0.00	0.00	1.7	SW
8/1/2023 09:19:00	10.7	6.8	-4.0	0.00	0.00	0.00	1.7	WNW
8/1/2023 09:20:00	10.9	7.2	-3.6	0.00	0.00	0.00	1.7	SW
8/1/2023 09:21:00	11.4	7.6	-3.8	0.00	0.00	0.00	1.7	WSW
8/1/2023 09:22:00	12.5	7.9	-4.6	0.00	0.00	0.00	1.6	WSW
8/1/2023 09:23:00	13.1	8.2	-4.9	0.00	0.00	0.00	1.5	SW
8/1/2023 09:24:00	13.3	9.4	-3.9	0.00	0.00	0.00	1.6	SW
8/1/2023 09:25:00	13.4	11.5	-1.8	0.00	0.00	0.00	1.5	SW
8/1/2023 09:26:00	13.7	12.2	-1.6	0.00	0.00	0.00	1.4	SW
8/1/2023 09:27:00	14.0	12.7	-1.4	0.00	0.00	0.00	1.4	SW
8/1/2023 09:28:00	14.3	12.8	-1.4	0.00	0.00	0.00	1.5	SW
8/1/2023 09:29:00	14.5	13.2	-1.3	0.00	0.00	0.00	1.4	SW
8/1/2023 09:30:00	14.6	13.3	-1.3	0.00	0.00	0.00	1.5	SW
8/1/2023 09:31:00	14.4	13.1	-1.3	0.00	0.00	0.00	1.6	SW
8/1/2023 09:32:00	13.1	13.3	0.1	0.00	0.00	0.00	1.7	SW
8/1/2023 09:33:00	9.9	13.4	3.5	0.00	0.00	0.00	1.7	SW
8/1/2023 09:34:00	7.8	13.5	5.8	0.00	0.00	0.00	1.7	SW
8/1/2023 09:35:00	7.4	13.3	5.9	0.00	0.00	0.00	1.8	SW
8/1/2023 09:36:00	6.6	13.0	6.4	0.00	0.00	0.00	1.8	SW

Date/Time	Average Upwind PM10 (µg/m³)	Average Downwind PM10 (µg/m³)	Average Contribution PM10 (µg/m³)	Average Upwind VOC (ppm)	Average Downwind VOC (ppm)	Average Contribution VOC (ppm)	Wind Speed 15 min Avg	Wind Direction
8/1/2023 09:37:00	5.5	12.6	7.2	0.00	0.00	0.00	1.9	WSW
8/1/2023 09:38:00	4.9	12.2	7.4	0.00	0.00	0.00	1.8	SW
8/1/2023 09:39:00	4.7	11.0	6.2	0.00	0.00	0.00	1.8	WSW
8/1/2023 09:40:00	4.9	8.9	4.0	0.00	0.00	0.00	1.9	S
8/1/2023 09:41:00	4.6	8.3	3.7	0.00	0.00	0.00	1.9	S
8/1/2023 09:42:00	4.4	7.8	3.4	0.00	0.00	0.00	1.9	SW
8/1/2023 09:43:00	4.2	8.2	4.0	0.00	0.00	0.00	1.8	S
8/1/2023 09:44:00	4.0	8.3	4.2	0.00	0.00	0.00	1.8	SSW
8/1/2023 09:45:00	4.2	8.1	3.9	0.00	0.00	0.00	1.7	SE
8/1/2023 09:46:00	4.2	8.2	4.0	0.00	0.00	0.00	1.6	WNW
8/1/2023 09:47:00	4.5	8.2	3.7	0.00	0.00	0.00	1.5	SW
8/1/2023 09:48:00	5.8	8.6	2.8	0.00	0.00	0.00	1.5	SW
8/1/2023 09:49:00	6.8	9.4	2.6	0.00	0.00	0.00	1.4	SSW
8/1/2023 09:50:00	7.0	10.3	3.3	0.00	0.00	0.00	1.3	SSE
8/1/2023 09:51:00	8.0	10.1	2.1	0.00	0.00	0.00	1.3	ESE
8/1/2023 09:52:00	8.0	10.4	2.5	0.00	0.00	0.00	1.3	SSW
8/1/2023 09:53:00	8.6	10.3	1.7	0.01	0.01	0.00	1.3	ENE
8/1/2023 09:54:00	8.6	10.7	2.1	0.01	0.01	0.00	1.2	SSW
8/1/2023 09:55:00	8.6	11.1	2.5	0.01	0.01	0.00	1.1	S
8/1/2023 09:56:00	9.4	11.7	2.3	0.01	0.01	0.00	1.2	S
8/1/2023 09:57:00	10.7	13.0	2.3	0.01	0.02	0.00	1.2	SE
8/1/2023 09:58:00	11.2	14.4	3.2	0.01	0.02	0.00	1.3	SSW
8/1/2023 09:59:00	11.7	15.6	3.9	0.01	0.02	0.00	1.3	SW
8/1/2023 10:00:00	11.7	16.2	4.6	0.01	0.02	0.00	1.3	WSW
8/1/2023 10:01:00	11.8	16.5	4.7	0.02	0.02	0.00	1.4	SW
8/1/2023 10:02:00	11.6	16.4	4.8	0.02	0.02	0.00	1.4	WSW
8/1/2023 10:03:00	10.3	15.9	5.7	0.02	0.02	0.00	1.4	SW
8/1/2023 10:04:00	9.3	15.2	5.9	0.02	0.02	0.00	1.5	SSW
8/1/2023 10:05:00	9.1	14.2	5.0	0.02	0.01	-0.01	1.6	S
8/1/2023 10:06:00	8.3	14.4	6.2	0.02	0.01	0.00	1.6	WSW
8/1/2023 10:07:00	8.2	14.4	6.2	0.02	0.01	0.00	1.7	SSW
8/1/2023 10:08:00	7.6	15.4	7.8	0.01	0.01	0.00	1.8	SW
8/1/2023 10:09:00	7.7	15.7	8.0	0.01	0.01	0.00	1.9	SW

Date/Time	Average Upwind PM10 (µg/m³)	Average Downwind PM10 (µg/m³)	Average Contribution PM10 (µg/m³)	Average Upwind VOC (ppm)	Average Downwind VOC (ppm)	Average Contribution VOC (ppm)	Wind Speed 15 min Avg	Wind Direction
8/1/2023 10:10:00	7.6	16.1	8.5	0.01	0.01	0.00	1.9	SSW
8/1/2023 10:11:00	7.0	16.3	9.3	0.01	0.01	0.01	1.9	SW
8/1/2023 10:12:00	5.9	16.0	10.1	0.01	0.01	0.00	1.9	SW
8/1/2023 10:13:00	5.6	15.6	9.9	0.00	0.01	0.01	1.8	SSW
8/1/2023 10:14:00	5.4	15.3	9.9	0.00	0.01	0.01	1.8	SW
8/1/2023 10:15:00	5.3	15.6	10.2	0.00	0.01	0.01	1.9	SSW
8/1/2023 10:16:00	5.3	15.6	10.2	0.00	0.01	0.01	1.9	SW
8/1/2023 10:17:00	5.3	16.2	10.9	0.00	0.01	0.01	1.9	W
8/1/2023 10:18:00	5.5	16.9	11.5	0.00	0.01	0.01	1.8	W
8/1/2023 10:19:00	5.5	17.7	12.3	0.00	0.01	0.01	1.8	SSE
8/1/2023 10:20:00	6.3	17.6	11.3	0.00	0.01	0.01	1.7	SE
8/1/2023 10:21:00	6.6	17.7	11.1	0.00	0.01	0.01	1.6	SE
8/1/2023 10:22:00	7.3	17.6	10.3	0.00	0.01	0.01	1.5	SSW
8/1/2023 10:23:00	7.4	17.4	9.9	0.00	0.01	0.01	1.4	SSW
8/1/2023 10:24:00	7.5	18.3	10.9	0.00	0.01	0.01	1.4	SW
8/1/2023 10:25:00	7.4	18.6	11.1	0.00	0.00	0.00	1.4	SSE
8/1/2023 10:26:00	7.4	18.9	11.5	0.00	0.00	0.00	1.4	SW
8/1/2023 10:27:00	7.4	19.4	12.0	0.00	0.00	0.00	1.4	SW
8/1/2023 10:28:00	7.3	19.0	11.7	0.00	0.00	0.00	1.4	SSW
8/1/2023 10:29:00	7.9	18.5	10.6	0.00	0.00	0.00	1.4	SW
8/1/2023 10:30:00	8.4	19.2	10.8	0.00	0.00	0.00	1.3	SSW
8/1/2023 10:31:00	8.5	20.3	11.8	0.00	0.00	0.00	1.3	SSW
8/1/2023 10:32:00	8.8	20.4	11.6	0.00	0.00	0.00	1.4	W
8/1/2023 10:33:00	10.0	20.7	10.7	0.00	0.00	0.00	1.4	SSE
8/1/2023 10:34:00	10.2	20.2	10.0	0.00	0.00	0.00	1.4	S
8/1/2023 10:35:00	9.5	20.6	11.1	0.00	0.00	0.00	1.4	SSW
8/1/2023 10:36:00	9.3	21.1	11.8	0.00	0.00	0.00	1.5	SW
8/1/2023 10:37:00	8.7	21.6	12.9	0.00	0.00	0.00	1.5	SSE
8/1/2023 10:38:00	8.8	21.4	12.6	0.00	0.00	0.00	1.5	SW
8/1/2023 10:39:00	8.8	21.4	12.6	0.00	0.00	0.00	1.5	SW
8/1/2023 10:40:00	8.8	23.5	14.7	0.00	0.00	0.00	1.6	SW
8/1/2023 10:41:00	8.8	23.7	14.9	0.00	0.00	0.00	1.7	SW
8/1/2023 10:42:00	9.2	23.6	14.5	0.00	0.00	0.00	1.7	SW

Date/Time	Average Upwind PM10 (µg/m³)	Average Downwind PM10 (µg/m³)	Average Contribution PM10 (µg/m³)	Average Upwind VOC (ppm)	Average Downwind VOC (ppm)	Average Contribution VOC (ppm)	Wind Speed 15 min Avg	Wind Direction
8/1/2023 10:43:00	9.1	24.2	15.1	0.00	0.00	0.00	1.7	SSW
8/1/2023 10:44:00	8.4	24.6	16.2	0.00	0.00	0.00	1.9	SW
8/1/2023 10:45:00				0.00	0.00	0.00	2.0	W
8/1/2023 10:46:00				0.00	0.00	0.00	2.1	WSW
8/1/2023 10:47:00	22.0	14.2	-7.8	0.00	0.00	0.00	2.1	SSW
8/1/2023 10:48:00				0.00	0.00	0.00	2.2	SE
8/1/2023 10:49:00				0.00	0.00	0.00	2.1	ENE
8/1/2023 10:50:00	18.1	13.5	-4.6	0.00	0.00	0.00	2.1	SE
8/1/2023 10:51:00	15.7	15.0	-0.7	0.00	0.00	0.00	2.0	SW
8/1/2023 10:52:00	19.8	17.0	-2.8	0.00	0.00	0.00	2.1	SSW
8/1/2023 10:53:00	19.0	18.9	-0.1	0.00	0.00	0.00	2.2	SW
8/1/2023 10:54:00	18.4	20.0	1.6	0.00	0.00	0.00	2.2	SSW
8/1/2023 10:55:00	17.1	20.4	3.3	0.00	0.00	0.00	2.3	WSW
8/1/2023 10:56:00	16.1	20.9	4.8	0.00	0.00	0.00	2.3	SW
8/1/2023 10:57:00	15.5	21.7	6.2	0.00	0.00	0.00	2.3	SW
8/1/2023 10:58:00	14.6	22.5	7.9	0.00	0.00	0.00	2.3	S
8/1/2023 10:59:00	13.8	22.5	8.6	0.00	0.00	0.00	2.1	SW
8/1/2023 11:00:00	13.5	22.5	9.0	0.00	0.00	0.00	2.1	SSW
8/1/2023 11:01:00	13.1	22.0	8.9	0.00	0.00	0.00	2.0	SSW
8/1/2023 11:02:00	12.8	21.7	8.9	0.00	0.00	0.00	2.0	SW
8/1/2023 11:03:00	12.6	21.8	9.2	0.00	0.00	0.00	2.1	SW
8/1/2023 11:04:00	12.3	22.7	10.4	0.00	0.00	0.00	2.1	SW
8/1/2023 11:05:00	11.7	23.7	12.0	0.00	0.00	0.00	2.1	SSW
8/1/2023 11:06:00	11.5	24.2	12.7	0.00	0.00	0.00	2.1	S
8/1/2023 11:07:00	10.3	24.0	13.7	0.00	0.00	0.00	2.1	S
8/1/2023 11:08:00	10.0	23.1	13.1	0.00	0.00	0.00	2.0	SSE
8/1/2023 11:09:00	10.4	21.9	11.5	0.00	0.00	0.00	2.0	S
8/1/2023 11:10:00	10.6	21.7	11.1	0.00	0.00	0.00	1.9	ESE
8/1/2023 11:11:00	11.0	20.9	9.9	0.00	0.00	0.00	1.8	SSE
8/1/2023 11:12:00	11.3	20.2	8.9	0.00	0.00	0.00	1.7	W
8/1/2023 11:13:00	12.1	18.9	6.8	0.00	0.00	0.00	1.7	ESE
8/1/2023 11:14:00	12.2	18.8	6.6	0.00	0.00	0.00	1.7	SSE
8/1/2023 11:15:00	12.1	18.2	6.2	0.00	0.00	0.00	1.7	SSE

Date/Time	Average Upwind PM10 (µg/m³)	Average Downwind PM10 (µg/m³)	Average Contribution PM10 (µg/m³)	Average Upwind VOC (ppm)	Average Downwind VOC (ppm)	Average Contribution VOC (ppm)	Wind Speed 15 min Avg	Wind Direction
8/1/2023 11:16:00	12.6	17.5	4.9	0.00	0.00	0.00	1.7	SSW
8/1/2023 11:17:00	13.1	16.9	3.9	0.00	0.00	0.00	1.6	SSW
8/1/2023 11:18:00	13.2	16.0	2.8	0.00	0.00	0.00	1.5	SSE
8/1/2023 11:19:00	13.0	14.7	1.6	0.00	0.00	0.00	1.5	SE
8/1/2023 11:20:00	13.4	13.1	-0.3	0.00	0.00	0.00	1.5	S
8/1/2023 11:21:00	13.2	12.4	-0.7	0.00	0.00	0.00	1.5	SSE
8/1/2023 11:22:00	13.1	12.1	-1.1	0.00	0.00	0.00	1.5	ESE
8/1/2023 11:23:00	13.0	11.9	-1.1	0.00	0.00	0.00	1.4	SE
8/1/2023 11:24:00	12.1	12.3	0.2	0.00	0.00	0.00	1.5	SSW
8/1/2023 11:25:00	11.6	12.1	0.5	0.00	0.00	0.00	1.4	WSW
8/1/2023 11:26:00	10.9	12.7	1.8	0.00	0.00	0.00	1.4	SW
8/1/2023 11:27:00	10.4	12.9	2.5	0.00	0.00	0.00	1.4	SW
8/1/2023 11:28:00	10.0	13.4	3.4	0.00	0.00	0.00	1.4	ESE
8/1/2023 11:29:00	10.9	13.0	2.1	0.00	0.00	0.00	1.4	SE
8/1/2023 11:30:00	11.2	13.6	2.5	0.00	0.00	0.00	1.4	S
8/1/2023 11:31:00	10.4	14.7	4.2	0.00	0.00	0.00	1.4	S
8/1/2023 11:32:00	9.7	15.0	5.3	0.00	0.00	0.00	1.5	SW
8/1/2023 11:33:00	9.2	15.2	6.0	0.00	0.00	0.00	1.5	SSW
8/1/2023 11:34:00	9.1	14.9	5.8	0.00	0.00	0.00	1.5	SSW
8/1/2023 11:35:00	8.6	14.8	6.2	0.00	0.00	0.00	1.6	ESE
8/1/2023 11:36:00	8.5	15.1	6.6	0.00	0.00	0.00	1.6	S
8/1/2023 11:37:00	8.1	18.8	10.7	0.00	0.00	0.00	1.6	S
8/1/2023 11:38:00	7.7	21.4	13.7	0.00	0.00	0.00	1.6	SW
8/1/2023 11:39:00	8.7	21.0	12.3	0.00	0.00	0.00	1.7	SE
8/1/2023 11:40:00	9.9	20.2	10.2	0.00	0.00	0.00	1.6	E
8/1/2023 11:41:00	10.4	19.2	8.8	0.00	0.00	0.00	1.6	SSE
8/1/2023 11:42:00	10.1	18.4	8.3	0.00	0.00	0.00	1.7	SSW
8/1/2023 11:43:00	9.4	17.8	8.3	0.00	0.00	0.00	1.7	SSW
8/1/2023 11:44:00	8.3	18.3	10.0	0.00	0.00	0.00	1.7	SSE
8/1/2023 11:45:00	8.9	17.0	8.2	0.00	0.00	0.00	1.7	SE
8/1/2023 11:46:00	8.7	16.3	7.6	0.00	0.00	0.00	1.6	S
8/1/2023 11:47:00	8.7	16.6	7.9	0.00	0.00	0.00	1.6	SSW
8/1/2023 11:48:00	9.2	16.1	6.9	0.00	0.00	0.00	1.6	ESE

Date/Time	Average Upwind PM10 (µg/m³)	Average Downwind PM10 (µg/m³)	Average Contribution PM10 (µg/m³)	Average Upwind VOC (ppm)	Average Downwind VOC (ppm)	Average Contribution VOC (ppm)	Wind Speed 15 min Avg	Wind Direction
8/1/2023 11:49:00	9.4	15.7	6.3	0.00	0.00	0.00	1.5	SE
8/1/2023 11:50:00	9.1	15.9	6.8	0.00	0.00	0.00	1.4	S
8/1/2023 11:51:00	9.2	15.3	6.2	0.00	0.00	0.00	1.4	S
8/1/2023 11:52:00	9.1	11.3	2.2	0.00	0.00	0.00	1.4	SSW
8/1/2023 11:53:00	9.2	8.3	-0.9	0.00	0.00	0.00	1.3	SSW
8/1/2023 11:54:00	8.1	8.3	0.2	0.00	0.00	0.00	1.3	W
8/1/2023 11:55:00	6.7	8.3	1.6	0.00	0.00	0.00	1.3	SW
8/1/2023 11:56:00	6.2	8.2	2.0	0.00	0.00	0.00	1.3	SSE
8/1/2023 11:57:00	6.2	7.9	1.7	0.00	0.00	0.00	1.3	SSW
8/1/2023 11:58:00	6.3	7.7	1.4	0.00	0.00	0.00	1.2	E
8/1/2023 11:59:00	6.2	6.4	0.2	0.00	0.00	0.00	1.2	S
8/1/2023 12:00:00	5.2	6.5	1.3	0.00	0.00	0.00	1.2	SSW
8/1/2023 12:01:00	5.2	6.0	0.9	0.00	0.00	0.00	1.2	E
8/1/2023 12:02:00	5.1	5.1	-0.1	0.00	0.00	0.00	1.2	SE
8/1/2023 12:03:00	4.5	5.0	0.4	0.00	0.00	0.00	1.2	SW
8/1/2023 12:04:00	4.3	4.9	0.6	0.00	0.00	0.00	1.2	NNW
8/1/2023 12:05:00	4.4	4.6	0.3	0.00	0.00	0.00	1.2	NNW
8/1/2023 12:06:00	4.3	4.2	-0.1	0.00	0.00	0.00	1.2	S
8/1/2023 12:07:00	4.3	3.9	-0.4	0.00	0.00	0.00	1.1	SE
8/1/2023 12:08:00	4.1	3.9	-0.3	0.00	0.00	0.00	1.1	NW
8/1/2023 12:09:00	4.0	3.8	-0.2	0.00	0.00	0.00	1.2	SSW
8/1/2023 12:10:00	4.0	3.8	-0.2	0.00	0.00	0.00	1.1	SSW
8/1/2023 12:11:00	4.0	3.8	-0.2	0.00	0.00	0.00	1.1	E
8/1/2023 12:12:00	3.9	3.7	-0.2	0.00	0.00	0.00	1.1	SE
8/1/2023 12:13:00	3.9	3.7	-0.2	0.00	0.00	0.00	1.1	WSW
8/1/2023 12:14:00	3.8	3.7	-0.2	0.00	0.00	0.00	1.2	SSE
8/1/2023 12:15:00	3.8	3.6	-0.1	0.00	0.00	0.00	1.1	SSW
8/1/2023 12:16:00	3.7	3.6	0.0	0.00	0.00	0.00	1.1	SSW
8/1/2023 12:17:00	3.6	3.7	0.1	0.00	0.00	0.00	1.2	SSW
8/1/2023 12:18:00	3.6	3.6	0.0	0.00	0.00	0.00	1.2	SSE
8/1/2023 12:19:00	3.6	3.7	0.1	0.00	0.00	0.00	1.2	SSE
8/1/2023 12:20:00	3.6	3.8	0.1	0.00	0.00	0.00	1.3	WSW
8/1/2023 12:21:00	3.7	3.9	0.2	0.00	0.00	0.00	1.3	SSE

Date/Time	Average Upwind PM10 (µg/m³)	Average Downwind PM10 (µg/m³)	Average Contribution PM10 (µg/m³)	Average Upwind VOC (ppm)	Average Downwind VOC (ppm)	Average Contribution VOC (ppm)	Wind Speed 15 min Avg	Wind Direction
8/1/2023 12:22:00	3.8	4.0	0.2	0.00	0.00	0.00	1.3	WSW
8/1/2023 12:23:00	3.9	3.9	0.0	0.00	0.00	0.00	1.3	NNE
8/1/2023 12:24:00	3.9	3.8	-0.1	0.00	0.00	0.00	1.4	SE
8/1/2023 12:25:00	4.0	3.9	-0.2	0.00	0.00	0.00	1.4	WSW
8/1/2023 12:26:00	4.0	3.9	-0.1	0.00	0.00	0.00	1.5	SW
8/1/2023 12:27:00	4.0	4.0	0.0	0.00	0.00	0.00	1.5	WSW
8/1/2023 12:28:00	4.0	4.1	0.1	0.00	0.00	0.00	1.5	W
8/1/2023 12:29:00	4.0	4.2	0.1	0.00	0.00	0.00	1.5	WSW
8/1/2023 12:30:00	4.2	4.2	0.1	0.00	0.00	0.00	1.5	WSW
8/1/2023 12:31:00	4.3	4.7	0.4	0.00	0.00	0.00	1.5	S
8/1/2023 12:32:00	4.3	6.3	2.0	0.00	0.00	0.00	1.5	SSW
8/1/2023 12:33:00	4.4	6.7	2.3	0.00	0.00	0.00	1.5	WSW
8/1/2023 12:34:00	4.5	6.9	2.3	0.00	0.00	0.00	1.5	WSW
8/1/2023 12:35:00	4.6	7.0	2.3	0.00	0.00	0.00	1.5	SW
8/1/2023 12:36:00	4.6	7.0	2.4	0.00	0.00	0.00	1.4	W
8/1/2023 12:37:00	4.6	7.0	2.4	0.00	0.00	0.00	1.4	WSW
8/1/2023 12:38:00	4.5	7.1	2.6	0.00	0.00	0.00	1.4	WSW
8/1/2023 12:39:00	4.5	7.2	2.8	0.00	0.00	0.00	1.3	S
8/1/2023 12:40:00	4.5	8.1	3.6	0.00	0.00	0.00	1.4	SW
8/1/2023 12:41:00	4.6	8.4	3.8	0.00	0.00	0.00	1.3	SW
8/1/2023 12:42:00	4.6	8.5	3.9	0.00	0.00	0.00	1.3	SW
8/1/2023 12:43:00	4.6	8.5	3.9	0.00	0.00	0.00	1.3	SW
8/1/2023 12:44:00	4.5	8.7	4.1	0.00	0.00	0.00	1.3	SW
8/1/2023 12:45:00	4.4	8.9	4.5	0.00	0.00	0.00	1.4	SW
8/1/2023 12:46:00	4.4	8.9	4.5	0.00	0.00	0.00	1.4	S
8/1/2023 12:47:00	4.5	7.7	3.2	0.00	0.00	0.00	1.3	ESE
8/1/2023 12:48:00	4.9	7.4	2.5	0.00	0.00	0.00	1.3	SSE
8/1/2023 12:49:00	4.9	7.2	2.3	0.00	0.00	0.00	1.3	SW
8/1/2023 12:50:00	4.8	7.1	2.3	0.00	0.00	0.00	1.3	W
8/1/2023 12:51:00	4.8	7.1	2.4	0.00	0.00	0.00	1.3	SSW
8/1/2023 12:52:00	4.7	7.1	2.4	0.00	0.00	0.00	1.3	S
8/1/2023 12:53:00	4.8	7.1	2.3	0.00	0.00	0.00	1.3	E
8/1/2023 12:54:00	4.8	7.1	2.3	0.00	0.00	0.00	1.3	SSE

Date/Time	Average Upwind PM10 (µg/m³)	Average Downwind PM10 (µg/m³)	Average Contribution PM10 (µg/m³)	Average Upwind VOC (ppm)	Average Downwind VOC (ppm)	Average Contribution VOC (ppm)	Wind Speed 15 min Avg	Wind Direction
8/1/2023 12:55:00	4.7	6.4	1.7	0.00	0.00	0.00	1.3	SE
8/1/2023 12:56:00	4.9	6.1	1.3	0.00	0.00	0.00	1.3	S
8/1/2023 12:57:00	5.7	6.1	0.4	0.00	0.00	0.00	1.3	WSW
8/1/2023 12:58:00	7.0	6.5	-0.5	0.00	0.00	0.00	1.3	SW
8/1/2023 12:59:00	7.4	7.5	0.1	0.00	0.00	0.00	1.3	SW
8/1/2023 13:00:00	7.9	7.7	-0.2	0.00	0.00	0.00	1.3	SW
8/1/2023 13:01:00	9.0	7.8	-1.2	0.00	0.00	0.00	1.4	SW
8/1/2023 13:02:00	9.2	7.8	-1.4	0.00	0.00	0.00	1.4	W
8/1/2023 13:03:00	8.8	7.7	-1.1	0.00	0.00	0.00	1.4	ESE
8/1/2023 13:04:00	8.6	7.8	-0.8	0.00	0.00	0.00	1.4	SW
8/1/2023 13:05:00	8.8	7.8	-1.0	0.00	0.00	0.00	1.5	WSW
8/1/2023 13:06:00	9.2	8.0	-1.2	0.00	0.00	0.00	1.4	W
8/1/2023 13:07:00	9.3	8.4	-0.8	0.00	0.00	0.00	1.5	SW
8/1/2023 13:08:00	9.3	9.1	-0.2	0.00	0.00	0.00	1.6	SW
8/1/2023 13:09:00	9.3	9.6	0.3	0.00	0.00	0.00	1.5	WSW
8/1/2023 13:10:00	9.3	9.7	0.4	0.00	0.00	0.00	1.5	WSW
8/1/2023 13:11:00	9.2	9.9	0.8	0.00	0.00	0.00	1.5	SW
8/1/2023 13:12:00	8.4	10.3	1.9	0.00	0.00	0.00	1.5	SSE
8/1/2023 13:13:00	7.3	10.2	2.9	0.00	0.00	0.00	1.5	WSW
8/1/2023 13:14:00	7.0	9.5	2.5	0.00	0.00	0.00	1.4	WSW
8/1/2023 13:15:00	7.3	9.9	2.6	0.00	0.01	0.01	1.3	SSW
8/1/2023 13:16:00	6.4	10.3	3.9	0.00	0.03	0.03	1.3	WSW
8/1/2023 13:17:00	6.4	10.8	4.5	0.00	0.03	0.03	1.4	SSW
8/1/2023 13:18:00	6.4	11.1	4.7	0.00	0.03	0.03	1.4	SW
8/1/2023 13:19:00	6.5	11.2	4.7	0.00	0.03	0.03	1.4	W
8/1/2023 13:20:00	6.4	11.5	5.1	0.00	0.03	0.03	1.4	SSW
8/1/2023 13:21:00	6.3	11.7	5.4	0.00	0.03	0.03	1.4	SSW
8/1/2023 13:22:00	6.3	11.5	5.1	0.00	0.03	0.03	1.4	SSW
8/1/2023 13:23:00	6.3	10.8	4.5	0.00	0.03	0.03	1.4	W
8/1/2023 13:24:00	6.5	10.3	3.8	0.00	0.03	0.03	1.4	SSW
8/1/2023 13:25:00	6.6	10.2	3.6	0.00	0.03	0.03	1.3	SW
8/1/2023 13:26:00	6.5	11.0	4.5	0.00	0.03	0.03	1.3	SSE
8/1/2023 13:27:00	7.7	10.5	2.9	0.02	0.03	0.01	1.3	ESE

Date/Time	Average Upwind PM10 (µg/m³)	Average Downwind PM10 (µg/m³)	Average Contribution PM10 (µg/m³)	Average Upwind VOC (ppm)	Average Downwind VOC (ppm)	Average Contribution VOC (ppm)	Wind Speed 15 min Avg	Wind Direction
8/1/2023 13:28:00	8.4	10.3	1.9	0.04	0.03	-0.01	1.3	ESE
8/1/2023 13:29:00	8.5	10.9	2.4	0.04	0.04	-0.01	1.3	SSE
8/1/2023 13:30:00	8.3	10.1	1.7	0.04	0.03	-0.02	1.4	ESE
8/1/2023 13:31:00	8.9	9.9	1.0	0.04	0.01	-0.03	1.4	ESE
8/1/2023 13:32:00	9.3	11.8	2.5	0.04	0.01	-0.04	1.3	WSW
8/1/2023 13:33:00	9.7	13.5	3.8	0.04	0.01	-0.04	1.3	WSW
8/1/2023 13:34:00	10.7	13.9	3.3	0.04	0.01	-0.04	1.3	ESE
8/1/2023 13:35:00	11.3	14.0	2.7	0.04	0.01	-0.04	1.3	ENE
8/1/2023 13:36:00	11.1	13.9	2.8	0.04	0.01	-0.04	1.3	WSW
8/1/2023 13:37:00	11.1	13.8	2.7	0.04	0.01	-0.04	1.2	SSE
8/1/2023 13:38:00	11.0	14.1	3.1	0.04	0.01	-0.04	1.2	SSW
8/1/2023 13:39:00	10.8	14.3	3.5	0.04	0.01	-0.04	1.2	S
8/1/2023 13:40:00	11.0	15.4	4.4	0.04	0.01	-0.04	1.3	SSW
8/1/2023 13:41:00	12.4	14.3	2.0	0.04	0.01	-0.04	1.3	E
8/1/2023 13:42:00	11.2	14.9	3.8	0.03	0.01	-0.02	1.4	SSW
8/1/2023 13:43:00	10.3	15.5	5.2	0.00	0.01	0.01	1.4	SSW
8/1/2023 13:44:00	10.1	15.0	4.9	0.00	0.00	0.00	1.4	SSW
8/1/2023 13:45:00	10.1	14.8	4.7	0.00	0.00	0.00	1.4	ENE
8/1/2023 13:46:00	9.6	14.2	4.6	0.00	0.00	0.00	1.4	SE
8/1/2023 13:47:00	9.5	11.9	2.4	0.00	0.00	0.00	1.4	S
8/1/2023 13:48:00	9.6	10.2	0.6	0.00	0.00	0.00	1.4	SSE
8/1/2023 13:49:00	8.8	10.5	1.7	0.00	0.00	0.00	1.4	S
8/1/2023 13:50:00	8.6	10.2	1.6	0.00	0.00	0.00	1.4	SE
8/1/2023 13:51:00	8.9	9.9	1.0	0.00	0.00	0.00	1.4	ESE
8/1/2023 13:52:00	9.2	10.3	1.2	0.00	0.00	0.00	1.5	SSW
8/1/2023 13:53:00	10.9	10.7	-0.2	0.00	0.00	0.00	1.5	SW
8/1/2023 13:54:00	12.1	11.2	-0.9	0.00	0.00	0.00	1.5	SE
8/1/2023 13:55:00	12.9	10.4	-2.6	0.00	0.00	0.00	1.5	SE
8/1/2023 13:56:00	12.3	10.7	-1.6	0.00	0.00	0.00	1.5	ESE
8/1/2023 13:57:00	12.6	10.7	-1.9	0.00	0.00	0.00	1.4	S
8/1/2023 13:58:00	12.9	10.2	-2.7	0.01	0.00	0.00	1.3	ENE
8/1/2023 13:59:00	13.1	10.0	-3.1	0.01	0.00	0.00	1.3	SSE
8/1/2023 14:00:00	12.7	10.0	-2.6	0.01	0.00	0.00	1.2	E

Date/Time	Average Upwind PM10 (µg/m³)	Average Downwind PM10 (µg/m³)	Average Contribution PM10 (µg/m³)	Average Upwind VOC (ppm)	Average Downwind VOC (ppm)	Average Contribution VOC (ppm)	Wind Speed 15 min Avg	Wind Direction
8/1/2023 14:01:00	12.4	10.1	-2.3	0.01	0.00	0.00	1.2	SSE
8/1/2023 14:02:00	11.8	10.1	-1.8	0.01	0.00	0.00	1.2	S
8/1/2023 14:03:00	11.5	11.1	-0.4	0.01	0.00	0.00	1.2	S
8/1/2023 14:04:00	11.5	12.2	0.6	0.01	0.01	0.00	1.2	WSW
8/1/2023 14:05:00	11.7	13.2	1.5	0.01	0.01	0.00	1.2	S
8/1/2023 14:06:00	11.8	14.1	2.4	0.01	0.01	0.01	1.2	SSE
8/1/2023 14:07:00	11.5	14.2	2.7	0.01	0.01	0.01	1.2	SW
8/1/2023 14:08:00	9.8	14.4	4.6	0.01	0.01	0.01	1.2	SSW
8/1/2023 14:09:00	8.5	15.5	7.0	0.01	0.01	0.01	1.3	SW
8/1/2023 14:10:00	7.5	16.8	9.2	0.01	0.01	0.01	1.3	S
8/1/2023 14:11:00	7.2	19.5	12.4	0.01	0.01	0.01	1.3	S
8/1/2023 14:12:00	10.5	22.1	11.6	0.01	0.01	0.00	1.3	SSE
8/1/2023 14:13:00	10.5	24.4	13.8	0.00	0.01	0.01	1.3	S
8/1/2023 14:14:00	12.5	24.2	11.7	0.00	0.01	0.01	1.3	ESE
8/1/2023 14:15:00	12.6	25.4	12.8	0.00	0.01	0.01	1.4	SSW
8/1/2023 14:16:00	12.7	27.2	14.5	0.00	0.01	0.01	1.4	SSE
8/1/2023 14:17:00	14.0	26.8	12.8	0.00	0.01	0.01	1.3	SE
8/1/2023 14:18:00	13.7	26.3	12.6	0.00	0.01	0.01	1.4	SSW
8/1/2023 14:19:00	13.5	24.9	11.4	0.00	0.01	0.01	1.4	S
8/1/2023 14:20:00	13.6	23.8	10.3	0.00	0.00	0.00	1.4	ESE
8/1/2023 14:21:00	13.9	22.9	9.0	0.00	0.00	0.00	1.5	ESE
8/1/2023 14:22:00	15.3	22.3	7.0	0.00	0.00	0.00	1.6	SE
8/1/2023 14:23:00	17.2	21.3	4.1	0.00	0.00	0.00	1.5	SE
8/1/2023 14:24:00	17.3	21.8	4.5	0.00	0.00	0.00	1.5	SSW
8/1/2023 14:25:00	17.1	21.9	4.8	0.00	0.00	0.00	1.5	S
8/1/2023 14:26:00	16.7	20.3	3.6	0.00	0.00	0.00	1.5	SSE
8/1/2023 14:27:00	14.1	17.1	3.0	0.00	0.00	0.00	1.6	SE
8/1/2023 14:28:00	15.5	14.5	-0.9	0.00	0.00	0.00	1.6	SE
8/1/2023 14:29:00	13.9	14.2	0.4	0.00	0.00	0.00	1.6	ESE
8/1/2023 14:30:00	13.7	14.2	0.4	0.00	0.00	0.00	1.7	SSE
8/1/2023 14:31:00	13.7	13.7	0.0	0.00	0.00	0.00	1.7	S
8/1/2023 14:32:00	13.9	13.6	-0.3	0.01	0.00	0.00	1.7	SE
8/1/2023 14:33:00	15.0	12.9	-2.1	0.01	0.00	0.00	1.7	SE

Date/Time	Average Upwind PM10 (µg/m³)	Average Downwind PM10 (µg/m³)	Average Contribution PM10 (µg/m³)	Average Upwind VOC (ppm)	Average Downwind VOC (ppm)	Average Contribution VOC (ppm)	Wind Speed 15 min Avg	Wind Direction
8/1/2023 14:34:00	15.2	13.1	-2.2	0.01	0.00	0.00	1.7	SSE
8/1/2023 14:35:00	15.2	14.1	-1.1	0.01	0.00	0.00	1.7	SSE
8/1/2023 14:36:00	16.3	15.5	-0.8	0.01	0.00	0.00	1.7	SE
8/1/2023 14:37:00	17.0	17.7	0.7	0.01	0.00	0.00	1.7	S
8/1/2023 14:38:00	15.9	19.0	3.1	0.01	0.00	0.00	1.7	ESE
8/1/2023 14:39:00	16.4	18.7	2.3	0.01	0.00	0.00	1.7	ENE
8/1/2023 14:40:00	17.6	19.3	1.6	0.01	0.00	0.00	1.7	ESE
8/1/2023 14:41:00	18.4	19.1	0.6	0.01	0.00	0.00	1.7	S
8/1/2023 14:42:00	17.7	20.3	2.6	0.01	0.00	0.00	1.6	SSE
8/1/2023 14:43:00				0.00	0.00	0.00	1.6	S
8/1/2023 14:44:00	18.8	4.6	-14.2	0.00	0.00	0.00	1.6	SE
8/1/2023 14:45:00				0.00	0.00	0.00	1.7	SSE
8/1/2023 14:46:00				0.00	0.00	0.00	1.7	S
8/1/2023 14:47:00	3.2	16.6	13.4	0.00	0.00	0.00	1.7	SSW
8/1/2023 14:48:00	9.2	10.2	1.0	0.00	0.00	0.00	1.7	ENE
8/1/2023 14:49:00	10.1	8.1	-1.9	0.00	0.00	0.00	1.8	E
8/1/2023 14:50:00	11.7	7.0	-4.7	0.00	0.00	0.00	1.7	ESE
8/1/2023 14:51:00	15.0	6.7	-8.3	0.00	0.00	0.00	1.7	SSE
8/1/2023 14:52:00	17.3	6.7	-10.5	0.00	0.00	0.00	1.7	E
8/1/2023 14:53:00	15.5	7.6	-7.9	0.00	0.00	0.00	1.6	S
8/1/2023 14:54:00	16.8	7.2	-9.7	0.00	0.00	0.00	1.6	SE
8/1/2023 14:55:00	15.3	9.7	-5.6	0.00	0.00	0.00	1.6	S
8/1/2023 14:56:00	15.5	9.4	-6.1	0.00	0.00	0.00	1.6	SE
8/1/2023 14:57:00	14.4	9.8	-4.6	0.00	0.00	0.00	1.6	S
8/1/2023 14:58:00	14.2	9.4	-4.8	0.00	0.00	0.00	1.5	E
8/1/2023 14:59:00	13.4	9.2	-4.2	0.00	0.00	0.00	1.5	W
8/1/2023 15:00:00	12.9	9.3	-3.7	0.00	0.00	0.00	1.4	WNW
8/1/2023 15:01:00	12.8	9.1	-3.6	0.00	0.00	0.00	1.3	SSE
8/1/2023 15:02:00	13.6	10.5	-3.1	0.00	0.00	0.00	1.4	SE
8/1/2023 15:03:00	15.1	12.3	-2.8	0.00	0.00	0.00	1.3	ESE
8/1/2023 15:04:00	16.1	13.5	-2.6	0.00	0.00	0.00	1.2	ENE
8/1/2023 15:05:00	16.3	14.6	-1.7	0.00	0.00	0.00	1.3	SE
8/1/2023 15:06:00	14.9	15.5	0.5	0.00	0.00	0.00	1.3	S

Date/Time	Average Upwind PM10 (µg/m³)	Average Downwind PM10 (µg/m³)	Average Contribution PM10 (µg/m³)	Average Upwind VOC (ppm)	Average Downwind VOC (ppm)	Average Contribution VOC (ppm)	Wind Speed 15 min Avg	Wind Direction
8/1/2023 15:07:00	14.4	15.5	1.1	0.00	0.00	0.00	1.4	ESE
8/1/2023 15:08:00	15.2	15.1	-0.1	0.00	0.00	0.00	1.5	ESE
8/1/2023 15:09:00	14.6	15.2	0.6	0.00	0.00	0.00	1.5	SE
8/1/2023 15:10:00	15.2	13.5	-1.7	0.00	0.00	0.00	1.6	ESE
8/1/2023 15:11:00	14.4	14.3	-0.1	0.00	0.00	0.00	1.6	SSE
8/1/2023 15:12:00	15.8	13.6	-2.2	0.00	0.00	0.00	1.6	E
8/1/2023 15:13:00	15.8	13.5	-2.3	0.00	0.00	0.00	1.7	E
8/1/2023 15:14:00	16.2	13.3	-3.0	0.00	0.00	0.00	1.6	SE
8/1/2023 15:15:00	16.0	13.2	-2.8	0.00	0.00	0.00	1.6	SSW
8/1/2023 15:16:00	15.5	13.3	-2.2	0.00	0.00	0.00	1.6	S
8/1/2023 15:17:00	14.8	11.4	-3.4	0.00	0.00	0.00	1.6	SSW
8/1/2023 15:18:00	12.6	9.7	-2.9	0.00	0.00	0.00	1.6	WSW