

REMEDIAL INVESTIGATION REPORT
297 WALLABOUT STREET
BROOKLYN, NY

Prepared by
Haley & Aldrich of New York
1441 Broadway, Suite 6031
New York, New York 10018

Prepared for
NYC Office of Environmental Remediation
100 Gold Street, 2nd Floor
New York, NY 10038

Rock Brokerage
170 Lee Avenue
Brooklyn, NY

Date:
April 2019

OER Project Number: 19TMP1325K; 19EH-A304K

File No. 133156-005
April 2019



Table of Contents

EXECUTIVE SUMMARY	1
1.0 SITE BACKGROUND	6
1.1 Site Location and Current Usage	6
1.2 Proposed Redevelopment Plan	6
1.3 Description of Surrounding Property	6
2.0 SITE HISTORY	8
2.1 Past Uses and Ownership	8
2.2 Previous Investigations	8
2.3 Site Inspection	8
2.4 Areas of Concern	8
3.0 PROJECT MANAGEMENT	9
3.1 Project Organization	9
3.2 Health and Safety	9
3.3 Materials Management	9
4.0 REMEDIAL INVESTIGATION ACTIVITIES	10
4.1 Geophysical Investigation	10
4.2 Borings and Monitoring Wells	10
4.3 Sample Collection and Chemical Analysis	11
5.0 ENVIRONMENTAL EVALUATION	15
5.1 Geological and Hydrogeological Conditions	15
5.2 Soil Chemistry	15
5.3 Groundwater Chemistry	16
5.4 Soil Vapor Chemistry	18
5.5 Prior Activity	18
5.6 Impediments to Remedial Action	18

List of Figures

- Figure 1 – Site Locus
- Figure 2 – Site Plan and Sample Location Map
- Figure 3 – Surrounding Land Use Map
- Figure 4 – Map of Soil Chemistry
- Figure 5 – Map of Groundwater Chemistry
- Figure 6 – Map of Soil Vapor Chemistry
- Figure 7 – Groundwater Contour Map

List of Tables

- Table 1 – Soil Boring/Well Construction Information
- Table 2 – Soil Analytical Results
- Table 3 – Groundwater Analytical Results
- Table 4 – Soil Vapor Analytical Results

List of Appendices

- Appendix A – Health and Safety Plan
- Appendix B – Soil Boring Geologic Logs
- Appendix C – Groundwater Purge Logs
- Appendix D – Soil Vapor Sampling Logs
- Appendix E – Laboratory Data Deliverables for Soil, Groundwater and Soil Vapor Analytical Data

Acronyms and Abbreviations

AOC	Area of Concern
CAMP	Community Air Monitoring Plan
COC	Contaminant of Concern
CPP	Citizen Participation Plan
CSM	Conceptual Site Model
DER-10	New York State Department of Environmental Conservation Technical Guide 10
FID	Flame Ionization Detector
GPS	Global Positioning System
HASP	Health and Safety Plan
HAZWOPER	Hazardous Waste Operations and Emergency Response
IRM	Interim Remedial Measure
NAPL	Non-aqueous Phase Liquid
NYC VCP	New York City Voluntary Cleanup Program
NYC DOHMH	New York City Department of Health and Mental Hygiene
NYC OER	New York City Office of Environmental Remediation
NYS DOH ELAP	New York State Department of Health Environmental Laboratory Accreditation Program
OSHA	Occupational Safety and Health Administration
PID	Photoionization Detector
QEP	Qualified Environmental Professional
RI	Remedial Investigation
RIR	Remedial Investigation Report
SCO	Soil Cleanup Objective
SPEED	Searchable Property Environmental Electronic Database

CERTIFICATION

I, James M. Bellew, am a Qualified Environmental Professional, as defined in RCNY § 43-1402(ar). I have primary direct responsibility for implementation of the Remedial Investigation for the 297 Wallabout Street, Brooklyn, NY Site OER Project #19TMP1325K; 19EH-A304K. I am responsible for the content of this Remedial Investigation Report (RIR), have reviewed its contents and certify that this RIR is accurate to the best of my knowledge and contains all available environmental information and data regarding the property.



4/22/2019

Qualified Environmental Professional

Date

Signature

EXECUTIVE SUMMARY

The Remedial Investigation Report (RIR) provides sufficient information for establishment of remedial action objectives, evaluation of remedial action alternatives, and selection of a remedy pursuant to RCNY§ 43-1407(f). The remedial investigation (RI) described in this document is consistent with applicable guidance.

Site Location and Current Usage

The Site is located at address 297 Wallabout Street in the Broadway Triangle section in Brooklyn, New York and is identified as Block 2250 and Lot 45 on the New York City Tax Map. The Site is 6,300-square feet and is bounded by a residential apartment building to the north, a warehouse to the south, Wallabout Street to the east, and a warehouse to the west.

Currently, the Site is vacant undeveloped land with no buildings or other site features.

Summary of Proposed Redevelopment Plan

The proposed development plan includes development of a new seven-story residential apartment building. The building will encompass the entire lot footprint, will include 11 residential units and be equipped with a full cellar to be used for mechanical equipment, refuse and bicycle storage only. The cellar will extend ten feet below grade. Groundwater is encountered at approximately 8 feet below grade. Excavation is anticipated to generate approximately 2,300 cubic yards of soil.

Summary of Past Uses of Site and Areas of Concern

A Phase I Screening Summary was completed by Haley & Aldrich of New York (Haley & Aldrich) in February 2019. Based on historic Sanborn Maps and City Directory Listings, the following site history was established. The site was developed with a three-story dwelling/store from at least the late 1880s through the 1940s. By the late 1940s the dwellings were demolished and a rectangular building encompassing the site and adjoining lots was constructed. The subject site operated as a manufacturing facility used for woodworking and plastics product manufacturing from the 1960s through 2007. By 2012, the facility was demolished and the site remains vacant. Middleton Developers LLC purchased the site from A. Holding LLC in February 2013.

The Areas of Concern (AOCs) for this Site include:

1. The historic usage of the Site as a manufacturing facility used for woodworking and plastic product manufacturing from 1960s through 2007.

Summary of the Work Performed under the Remedial Investigation

Haley & Aldrich performed the following scope of work at the Site on March 18, 2019:

1. Conducted a Site inspection to identify AOCs and physical obstructions (i.e. structures, buildings, etc.);
2. Installed five (5) soil borings across the entire project Site, and collected ten (10) soil samples and one duplicate for chemical analysis from the soil borings to evaluate soil quality;
3. Installed three (3) groundwater monitoring wells throughout the Site to establish groundwater flow and collected three (3) groundwater samples for chemical analysis to evaluate groundwater quality;
4. Installed four (4) soil vapor probes around Site perimeter and collected four (4) samples for chemical analysis.

Summary of Environmental Findings

1. Elevation of the property ranges from 13 to 14 feet.
2. Depth to groundwater ranges from 8.10 to 8.35 feet at the Site.
3. Groundwater flow is generally from northwest to southeast beneath the Site.
4. Depth to bedrock at the Site is greater than 100 feet.
5. The stratigraphy of the site, from the surface down, consists of historic fill material to depths as great as 1 foot, underlain by 4-6 feet of brown medium to fine sand with trace silt. This layer is underlain by 3-5 feet of firm light brown to tan silty clay below which stratigraphy returns to a medium to coarse brown sand layer reaching extending to at least 12 feet below existing grade.

6. Soil/fill samples were compared to NYSDEC 6NYCRR Part 375 Unrestricted Use Soil Cleanup Objectives (UUSCOs) and Restricted Residential Use Soil Cleanup Objectives (RRSCOs). Soil/fill samples collected during the RI showed :
- One volatile organic compound (VOC), acetone, was detected at 59 µg/kg above the UUSCO of 50 µg/kg in the 0-2 foot interval at SB-1. Trichloroethene (max of 220 µg/kg) was detected in 0-2 foot interval at SB-3, well below the UUSCO of 470 µg/kg.
 - Five semi-volatile organic compounds (SVOC), benz(a)anthracene (2,000 µg/kg), benzo(a)pyrene (1,900 µg/kg), benzo(b)fluoranthene (1,800 µg/kg), dibenz(a,h)anthracene (420 µg/kg) and indeno(1,2,3-cd)pyrene (1,200 µg/kg), were detected above the RRSCOs and two SVOCs, benzo(k)fluoranthene (1,700 µg/kg) and chrysene (2,400 µg/kg), were detected above the UUSCOs in the 0-2 foot interval at SB-5. SVOCs were not detected above the UUSCOs in any other sample.
 - No polychlorinated biphenyls (PCBs) at concentrations exceeding the UUSCOs
 - Six metals, barium (maximum 373 mg/kg), chromium (maximum 62.3 mg/kg), copper (maximum 90.1 mg/kg), nickel (maximum 159 mg/kg) and zinc (maximum 848 mg/kg), were detected above UUSCOs in four of five 0-2 foot interval samples. Two metals, lead (maximum of 796 mg/kg) and mercury (maximum of 1.19 mg/kg) were detected above RRSCOs in the 0-2 foot interval at SB-5.
 - Four pesticides, 4,4'-DDD (maximum 33 µg/kg), 4,4'-DDE (maximum 12 µg/kg), 4,4'-DDT (maximum 60 µg/kg) and dieldrin (maximum 14 µg/kg), were detected above UUSCOs in three of the five 0-2 foot interval samples. No pesticides were detected above UUSCOs in the development depth samples.
7. Groundwater analytical results were compared to New York State Department of Environmental Conservation 6NYCRR Part 703.5 Class GA groundwater standards (NYSDEC GWQS). Groundwater samples collected during the RI showed:

- Two VOCs, cis-1,2-Dichloroethene (maximum 11 µg/L) and vinyl chloride (maximum 6.2 µg/L) were detected above the GWQS in TW-2 and TW-3. A third VOC, trichloroethene, was detected above the GWQS at 6.5 µg/L in TW-2 only.
 - Three SVOCs, benz(a)anthracene (0.03 µg/L), benzo(b)fluoranthene (0.02 µg/L), and chrysene (0.03 µg/L), were detected above the GWQS in TW-1.
 - No PCBs or pesticides were detected in any groundwater samples.
 - Five metals (undissolved), including aluminum (maximum 12 µg/L), antimony (maximum 0.011 µg/L), iron (maximum 35.6 µg/L), manganese (maximum of 2.67 µg/L) and sodium (maximum of 59.5 µg/L), were detected above the GWQS in at least two of the three groundwater samples. Magnesium (undissolved) was detected above the GWQS at 53.5 µg/L in TW-1 only. Two dissolved metals, manganese (maximum of 2.38 µg/L) and sodium (maximum of 65 µg/L), were detected in at least two of the three groundwater samples. Dissolved iron was also detected above the GWQS at 9.72 µg/L in TW-3 only and dissolved magnesium at 52.6 µg/L in TW-1 only.
 - TW-3 was analyzed for 1,4-dioxane and per- and polyfluoroalkyl substances (PFOA/PFAS) target analyte list. Several analytes were detected above the detection limit including perfluorobutanesulfonic acid (2.5 ng/L), perfluorohexanoic acid (6.5 ng/L), perfluoroheptanoic acid (3.2 ng/L), perfluoropentnoic acid (7.4 ng/L), perfluorooctanoic acid (12 ng/L), and perfluorooctanesulfonic acid (6.6 ng/L). 1,4-dioxane was not detected above the reporting limit of 0.20 µg/L.
8. Soil vapor analytical results were compared to New York State Department of Health (NYSDOH) Final Guidance on Soil Vapor Intrusion (May 2017) Matrix A, B, and C guidance values. Approximately 24 VOCs were detected above the method detection limits within the four soil vapor samples collected. Based on the VOC concentrations detected and the NYSDOH decision matrices, the concentrations of cis-1,2-dichloroethene, tetrachloroethene, trichloroethene and vinyl chloride exceed the guidance value for no further action and indicate the need for monitoring and/or mitigation if a building was currently present. Cis-1,2-dichloroethene was detected at 14.2 µg/m³ in SV-2, 64.2 µg/ m³ in SV-3 and 33.6 µg/ m³ in SV-4 exceeding the no

further action guidance value of $6 \mu\text{g}/\text{m}^3$. Tetrachloroethene was detected at $110 \mu\text{g}/\text{m}^3$ in SV-3 exceeding the no further action guidance value of $100 \mu\text{g}/\text{m}^3$. Trichloroethene was detected at $53.7 \mu\text{g}/\text{m}^3$ in SV-1, $96.1 \mu\text{g}/\text{m}^3$ in SV-2, $3,350 \mu\text{g}/\text{m}^3$ in SV-3 and $2,620 \mu\text{g}/\text{m}^3$ in SV-4 exceeding the no further action guidance value of $6 \mu\text{g}/\text{m}^3$. Lastly, vinyl chloride was detected at $11.9 \mu\text{g}/\text{m}^3$ in SV-2 also exceeding the no further action guidance value of $6 \mu\text{g}/\text{m}^3$. Total concentrations of petroleum-related VOCs (BTEX) within the four soil vapor samples ranged from $7.85 \mu\text{g}/\text{m}^3$ to $210.01 \mu\text{g}/\text{m}^3$.

1.0 SITE BACKGROUND

Middleton Developers has enrolled in the New York City Voluntary Cleanup Program (NYC VCP) to investigate and remediate an approximately 0.15-acre vacant undeveloped site located at 297 Wallabout Street in the Broadway Triangle section of Brooklyn, New York. Residential use is proposed for the property. The RI work was performed on March 18, 2019. This RIR summarizes the nature and extent of contamination and provides sufficient information for establishment of remedial action objectives, evaluation of remedial action alternatives, and selection of a remedy that is protective of human health and the environment consistent with the use of the property pursuant to RCNY§ 43-1407(f).

1.1 SITE LOCATION AND CURRENT USAGE

The Site is located at 297 Wallabout Street in the Broadway Triangle section in Brooklyn, New York and is identified as Block 2250 and Lot 45 on the New York City Tax Map. Figure 1 shows the Site location. The Site is 6,300-square feet and is bounded by a residential apartment building to the north, a warehouse to the south, Wallabout Street to the east, and a warehouse to the west. A map of the site boundary is shown in Figure 2. Currently, the Site is vacant undeveloped land with no buildings or other site features.

1.2 PROPOSED REDEVELOPMENT PLAN

The proposed development plan includes development of a new seven-story residential apartment building. The building will encompass the entire lot footprint, include 11 residential units and be equipped with a full cellar to be used for mechanical equipment, refuse and bicycle storage only. The cellar will extend ten feet below grade. Groundwater is encountered at approximately 8 feet below grade. Excavation is anticipated to generate approximately 2,300 cubic yards of soil. A full architectural set is pending.

1.3 DESCRIPTION OF SURROUNDING PROPERTY

Current uses of the surrounding properties are summarized in the table below:

Direction	Adjoining Property	Surrounding Properties
North	Residential apartment building.	Residential apartment buildings and warehouses.
South	Warehouse/manufacturing building.	Residential apartment buildings, Hebrew school and parking lots.
East	Wallabout Street beyond which there are residential apartment buildings.	Residential apartment buildings and parking lots.
West	Warehouse/manufacturing building.	Intermediate School 318.

One public school, JHS 318, is located at 101 Walton Street approximately 200 feet to the northwest of the Site. No hospitals or daycare facilities are located within 500 ft radius of the Site. The properties immediately surrounding the Site are zoned R7A while the properties to the south adjacent to Harrison Avenue and north adjacent to Throop Avenue are zoned R7A with commercial overlay C2-4. Properties on the north side of Walton street are zoned R6-A. Figure 3 shows the surrounding land usage.

2.0 SITE HISTORY

2.1 PAST USES AND OWNERSHIP

A Phase I Screening Summary was completed by Haley & Aldrich in February 2019 and is included in the Remedial Investigation Work Plan. Based on historic Sanborn Maps and City Directory Listings, the following site history was established. The site was developed with a three-story dwelling/store from at least the late 1880s through the 1940s. By the late 1940s the dwellings were demolished and a rectangular building encompassing the site and adjoining lots was constructed. The subject site operated as a manufacturing facility used for woodworking and plastics product manufacturing from the 1960s through 2007. By 2012, the facility was demolished and the site remains vacant. Middleton Developers LLC purchased the site from A. Holding LLC in February 2013.

2.2 PREVIOUS INVESTIGATIONS

No known previous investigations have been completed at the Site.

2.3 SITE INSPECTION

Haley & Aldrich personnel performed a visual Site inspection of the Site and surrounding properties on March 18, 2019 prior to beginning the remedial investigation. The Site is currently a vacant lot used for storage of a dumpster for the newly developed building to the immediate east. Haley & Aldrich personnel observed no evidence of environmental concerns including spills, aboveground storage tanks, underground storage tanks, transformers, etc.

2.4 AREAS OF CONCERN

Areas of Concerns (AOCs) identified for the Site include:

1. The historic usage of the site as a manufacturing facility used for woodworking and plastic product manufacturing from 1960s through 2007.

3.0 PROJECT MANAGEMENT

3.1 PROJECT ORGANIZATION

The Qualified Environmental Profession (QEP) responsible for preparation of this RIR is James M. Bellew.

3.2 HEALTH AND SAFETY

All work described in this RIR was performed in full compliance with applicable laws and regulations, including Site and OSHA worker safety

3.3 MATERIALS MANAGEMENT

All material encountered during the RI was managed in accordance with applicable laws and regulations.

4.0 REMEDIAL INVESTIGATION ACTIVITIES

Haley & Aldrich of New York, on behalf of Middleton Developers, LLC, performed the following scope of work:

1. Conducted a Site inspection to identify AOCs and physical obstructions (i.e. structures, buildings, etc.);
2. Installed five (5) soil borings across the entire project Site, and collected ten (10) soil samples and one duplicate for chemical analysis from the soil borings to evaluate soil quality;
3. Installed three (3) groundwater monitoring wells throughout the Site to establish groundwater flow and collected three (3) groundwater samples for chemical analysis to evaluate groundwater quality;
4. Installed four (4) soil vapor probes around Site perimeter and collected four (4) samples for chemical analysis.

4.1 GEOPHYSICAL INVESTIGATION

A geophysical survey was not performed across the entire site as evidence of historic underground storage tanks or subsurface anomalies was not found in the review of the historic Sanborn maps, during site reconnaissance, etc.

4.2 BORINGS AND MONITORING WELLS

Drilling and Soil Logging

On March 18, 2019, five soil borings were installed. Borings were installed using a direct-push geoprobe track mounted rig (Geoprobe 6610DT) operated by Coastal Environmental Solutions, Inc. Soil was collected continuously from grade to approximately 12 feet below existing grade. Borings were installed with 5-foot long steel macro-core samplers with disposable acetate liners. Soil borings were continuously screened with a calibrated photoionization detector (PID) and inspected for visual and olfactory evidence of impact. Elevated PID readings were detected in the 0-5 foot below grade interval

with a maximum reading of 12.5 parts per million (ppm). Soil samples were collected from each boring at the 0-2 foot interval and below proposed developed net depth at 10-12 feet.

Boring logs were prepared by a geologist and are included in Appendix B. A map showing the location of soil borings and monitor wells is shown in Figure 2.

Groundwater Monitoring Well Construction

Three 2-inch diameter temporary PCV monitoring wells (TW-1 through TW-3) were installed in the soil borings to 12-13 feet below grade with ten feet of 0.010 slot screen the approximate locations shown on Figure 2. Monitoring well sampling details are provided in Table 1.

Survey

Soil borings, temporary well points and soil vapor sampling locations were located with respect to two or more permanent site features and with reference to the architectural survey dated April 28, 2018.

Water Level Measurement

Approximate groundwater level measurements were collected using a Solinst water level meter. No free product was observed in the three monitoring wells. Groundwater was encountered between 8.10 and 8.35 feet below grade. Water level data is included in Table 1.

4.3 SAMPLE COLLECTION AND CHEMICAL ANALYSIS

Sampling performed as part of the field investigation was conducted for all Areas of Concern and also considered other means for bias of sampling based on professional judgment, area history, discolored soil, stressed vegetation, drainage patterns, field instrument measurements, odor, or other field indicators. All media including soil, groundwater and soil vapor have been sampled and evaluated in the RIR. Discrete (grab) samples have been used for final delineation of the nature and extent of contamination and to determine the impact of contaminants on public health and the environment. The sampling performed and presented in this RIR provides sufficient basis for evaluation of remedial action alternatives, establishment of a qualitative human health exposure assessment, and selection of a final remedy.

All samples were collected into laboratory provided containers and transported under proper chain of custody protocol to Phoenix Environmental Laboratories at 587 Middle Turnpike, Manchester, CT, (New York State ELAP Certification No. 11301).

Soil Sampling

Ten soil samples were collected for chemical analysis during this RI. Data on soil sample collection for chemical analyses, including dates of collection and sample depths, is reported in Table 2. Figure 2 shows the location of samples collected in this investigation.

All soil samples were analyzed for VOCs (EPA Method 8260), SVOCs (EPA Method 8260), target analyte list (TAL) metals (EPA Methods 6010/7471) and pesticides/PCBs (EPA Methods 081/8082). One duplicate sample was collected and analyzed for the same parameters.

Groundwater Sampling

Three groundwater samples were collected for chemical analysis during this RI. Groundwater sample collection data is reported in Table 3. Sampling logs with information on purging and sampling of groundwater monitor wells is included in Appendix C. Figure 2 shows the location of groundwater sampling.

All groundwater samples were analyzed for VOCs (EPA Method 8260), SVOCs (EPA Method 8260), TAL metals both filtered and non-filtered (EPA Methods 6010/7471) and pesticides/PCBs (EPA Methods 081/8082). One groundwater sample from temporary well point TW-3 was also sampled for per- and polyfluoroalkyl substances (PFAS) and 1,4-dioxane. Sampling from TW-3 was completed using PFAS free equipment such as high-density polyethylene and silicon tubing.

Soil Vapor Sampling

Four soil vapor probes were installed and four soil vapor samples were collected for chemical analysis during this RI. Soil vapor sampling locations are shown in Figure 1. Soil vapor sample collection data is reported in Table 4. Soil vapor sampling logs are included in Appendix D. Methodologies used for soil vapor assessment conform to the *NYS DOH Final Guidance on Soil Vapor Intrusion, October 2006*.

The soil vapor probes were installed by a direct-push drilling rig to advance the stainless-steel probe to the desired sample depth, between one and two feet above the groundwater interface. Sampling

occurred for the duration of two (2) hours. Soil vapor probes and polyethylene tubing were sealed with 7-ft of bentonite with the 0-1 foot interval sealed with wetted bentonite. One to three volumes of air was purged from the implant prior to verifying seal integrity with a tracer gas (helium) test. Flow rates did not exceed 0.2 L/min. Sampling details are provide in Appendix D. All soil vapor samples were analyzed for VOCs by using UEPA Method TO-15.

Chemical Analysis

Chemical analytical work presented in this RIR has been performed in the following manner:

Factor	Description
Quality Assurance Officer	The chemical analytical quality assurance is directed by Phoenix Environmental Laboratory
Chemical Analytical Laboratory	Chemical analytical laboratory(s) used in the RI is NYS ELAP certified and was Phoenix Environmental Laboratory
Chemical Analytical Methods	<p>Soil analytical methods:</p> <ul style="list-style-type: none"> • TAL Metals by EPA Method 6010C (rev. 2007); • VOCs by EPA Method 8260C (rev. 2006); • SVOCs by EPA Method 8270D (rev. 2007); • Pesticides by EPA Method 8081B (rev. 2000); • PCBs by EPA Method 8082A (rev. 2000); <p>Groundwater analytical methods:</p> <ul style="list-style-type: none"> • TAL Metals by EPA Method 6010C (filtered and unfiltered; rev. 2007); • VOCs by EPA Method 8260C (rev. 2006); • SVOCs by EPA Method 8270D (rev. 2007);

	<ul style="list-style-type: none">• Pesticides by EPA Method 8081B (rev. 2000);• PCBs by EPA Method 8082A (rev. 2000);• PFAS and 1,4-dioxane by EPA Method 537 and EPA Method 8270DSIM <p>Soil vapor analytical methods:</p> <ul style="list-style-type: none">• VOCs by TO-15 VOC parameters.
--	--

Results of Chemical Analyses

Laboratory data for soil, groundwater and soil vapor are summarized in Table 2-4, respectively. Laboratory data deliverables for all samples evaluated in this RIR are provided in digital form in Appendix E.

5.0 ENVIRONMENTAL EVALUATION

5.1 GEOLOGICAL AND HYDROGEOLOGICAL CONDITIONS

Stratigraphy

The stratigraphy of the Site, from the surface down, consists of 0-1 foot of urban fill material underlain by 4-6 feet of brown medium to fine sand with trace silt. One test boring, SB-1, contained a layer of tan to off white medium sand with some medium to fine gravel and pebbles from 0-5 feet below existing grade. The fill layer is underlain by 3-5 feet of firm light brown to tan silty clay in the majority of the borings, below which the stratigraphy returns to a medium brown sand layer extending to at least 12 feet below existing grade.

Hydrogeology

A table of water level data for all monitor wells is included in Table 1. The average depth to groundwater is 8.23 feet and the range in depth is 8.10 to 8.35 feet below grade. A map of groundwater level elevations with groundwater contours and inferred flow lines is shown in Figure 8. Groundwater flow is from northwest to southeast.

5.2 SOIL CHEMISTRY

Data collected during the RI is sufficient to delineate the vertical and horizontal distribution of contaminants in soil/fill at the Site. A summary table of data for chemical analyses performed on soil samples is included in Section 4.3.

VOCs

Acetone was detected (59 µg/kg) above the UUSCO in SB-1(0-2). No other VOCs were detected above the RRSCOs or UUSCOs. Trichloroethene (max of 220 µg/kg) was detected in 0-2 foot interval at SB-3, well below the UUSCO of 470 µg/kg.

SVOCs

Five semi-volatile organic compounds, benz(a)anthracene (2,000 µg/kg), benzo(a)pyrene (1,900 µg/kg), benzo(b)fluoranthene (1,800 µg/kg), dibenz(a,h)anthracene (420 µg/kg) and indeno(1,2,3-cd)pyrene (1,200 µg/kg), were detected above the RRSCOs and two SVOCs, benzo(k)fluoranthene (1,700 µg/kg)

and chrysene (2,400 µg/kg), were detected above the UUSCOs in SB-5(0-2). SVOCs were not detected above the UUSCOs in any other boring or sample.

Total Metals

Six metals, barium (maximum 373 mg/kg), chromium (maximum 62.3 mg/kg), copper (maximum 90.1 mg/kg), nickel (maximum 159 mg/kg) and zinc (maximum 848 mg/kg), were detected above UUSCOs in SB-1(0-2), SB-3(0-2), SB-4(0-2) and SB-5(0-2). Lead was detected above the RRSCO in SB-5(0-2) at 796 mg/kg and in SB-1(0-2) at 420 mg/kg. Mercury was detected above the RRSCO at 1.19 mg/kg in SB-5(0-2). No metals were detected above the UUSCOs in SB-3(0-2) or in the development depth samples with the exception of the slight exceedance of chromium (detected at 39.4 mg/kg) in the 10-12 foot interval at SB-5.

PCBs

There were no exceedances of the UUSCOs or RRSCOs for PCBs at the site.

Pesticides

Four pesticides, 4,4'-DDD (maximum 33 µg/kg), 4,4'-DDE (maximum 12 µg/kg), 4,4'-DDT (maximum 60 µg/kg) and dieldrin (maximum 14 µg/kg), were detected above UUSCOs in three of the five 0-2 foot interval samples. No pesticides were detected above UUSCOs in the development depth samples.

Figure 4 shows the location and posts the values for soil/fill that exceed the 6NYCRR Part 375 UUSCOs and RRSCOs.

5.3 GROUNDWATER CHEMISTRY

Data collected during the RI is sufficient to delineate the distribution of contaminants in groundwater at the Site. A summary table of data for chemical analyses performed on groundwater samples is included in Section 4.3.

VOCs

Two VOCs, cis-1,2-Dichloroethene (maximum 11 µg/L) and vinyl chloride (maximum 6.2 µg/L) were detected above the GWQS in TW-2 and TW-3. A third VOC, trichloroethene, was detected above the GWQS at 6.5 µg/L in TW-2 only.

SVOCs

Three SVOCs, benz(a)anthracene (0.03 µg/L), benzo(b)fluoranthene (0.02 µg/L), and chrysene (0.03 µg/L), were detected above the GWQS in TW-1.

Total Metals

Five metals (undissolved), including aluminum (maximum 12 µg/L), antimony (maximum 0.011 µg/L), iron (maximum 35.6 µg/L), manganese (maximum of 2.67 µg/L) and sodium (maximum of 59.5 µg/L), were detected above the GWQS in at least two of the three groundwater samples. Magnesium (undissolved) was detected above the GWQS at 53.5 µg/L in TW-1 only.

Dissolved Metals

Two dissolved metals, manganese (maximum of 2.38 µg/L) and sodium (maximum of 65 µg/L), were detected in at least two of the three groundwater samples. Dissolved iron was also detected above the GWQS at 9.72 µg/L in TW-3 only and dissolved magnesium at 52.6 µg/L in TW-1 only.

PCBs

No PCBs were detected in any groundwater samples.

Pesticides

No pesticides were detected in any groundwater samples. *1,4-dioxane*

TW-3 was analyzed for 1,4-dioxane which was not detected above the reporting limit of 0.20 µg/L.

PFOA/PFAS

TW-3 was analyzed for PFOA/PFAS target analyte list. Several analytes were detected above the detection limit including perfluorobutanesulfonic acid (2.5 ng/L), perfluorohexanoic acid (6.5 ng/L), perfluoroheptanoic acid (3.2 ng/L), perfluoropentnoic acid (7.4 ng/L), perfluorooctanoic acid (12 ng/L), and perfluorooctanesulfonic acid (6.6 ng/L).

Figure 5 shows the location and posts the values for groundwater that exceed the New York State 6NYCRR Part 703.5 Class GA groundwater standards.

5.4 SOIL VAPOR CHEMISTRY

Data collected during the RI is sufficient to delineate the distribution of contaminants in soil vapor at the Site. A summary table of data for chemical analyses performed on soil vapor samples is included in Section 4.3.

Soil vapor analytical results were compared to New York State Department of Health (NYSDOH) Final Guidance on Soil Vapor Intrusion (May 2017) Matrix A, B, and C guidance values. Based on the VOC concentrations detected and the NYSDOH decision matrices, the concentrations of cis-1,2-dichloroethene, tetrachloroethene, trichloroethene and vinyl chloride exceed the guidance value for no further action and indicate the need for monitoring and/or mitigation.

Cis-1,2-dichloroethene was detected at 14.2 $\mu\text{g}/\text{m}^3$ in SV-2, 64.2 $\mu\text{g}/\text{m}^3$ in SV-3 and 33.6 $\mu\text{g}/\text{m}^3$ in SV-4 exceeding the no further action guidance value of 6 $\mu\text{g}/\text{m}^3$. Tetrachloroethene was detected at 110 $\mu\text{g}/\text{m}^3$ in SV-3 exceeding the no further action guidance value of 100 $\mu\text{g}/\text{m}^3$. Trichloroethene was detected at 53.7 $\mu\text{g}/\text{m}^3$ in SV-1, 96.1 $\mu\text{g}/\text{m}^3$ in SV-2, 3,350 $\mu\text{g}/\text{m}^3$ in SV-3 and 2,620 $\mu\text{g}/\text{m}^3$ in SV-4 exceeding the no further action guidance value of 6 $\mu\text{g}/\text{m}^3$. Lastly, vinyl chloride was detected at 11.9 $\mu\text{g}/\text{m}^3$ in SV-2 also exceeding the no further action guidance value of 6 $\mu\text{g}/\text{m}^3$. Total concentrations of petroleum-related VOCs (BTEX) within the four soil vapor samples ranged from 7.85 $\mu\text{g}/\text{m}^3$ to 210.01 $\mu\text{g}/\text{m}^3$.

Figure 6 shows the location and posts the values for soil vapor samples with concentrations exceeding the no further action guidance value for sub-slab soil vapor.

5.5 PRIOR ACTIVITY

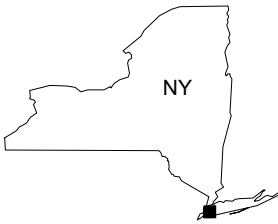
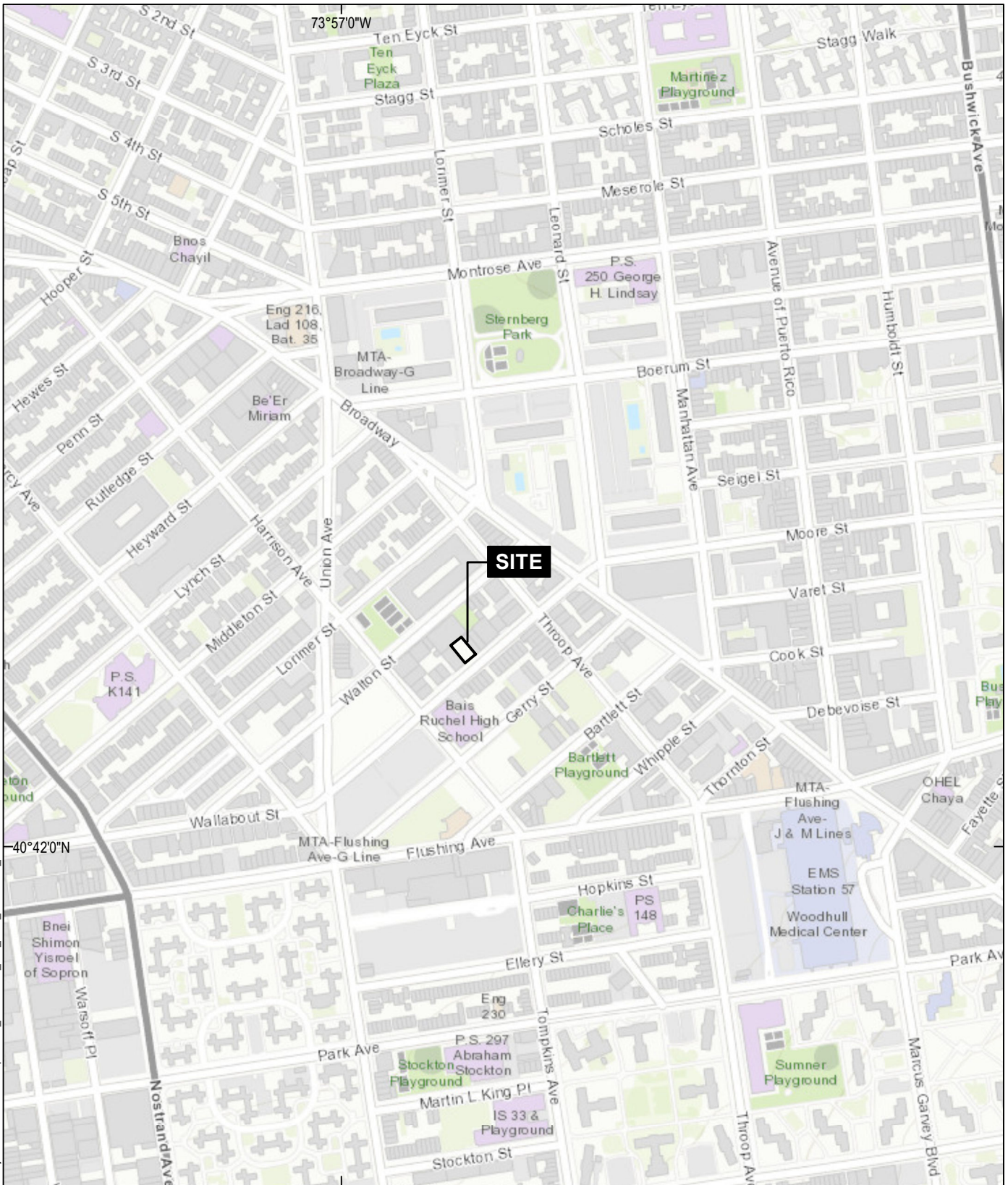
Based on an evaluation of the data and information from the RIR, disposal of significant amounts of hazardous waste is not suspected at this site.

5.6 IMPEDIMENTS TO REMEDIAL ACTION

There are no known impediments to remedial action at this property.

FIGURES

GIS FILE PATH: \\haleyaldrich.com\share\CF\Projects\133156\GIS\Maps\2019_02\133156_005_0001_PROJECT_LOCUS.mxd — USER: hwacholz — LAST SAVED: 2/15/2019 4:14:19 PM



MAP SOURCE: ESRI
SITE COORDINATES: 40°42'08"N, 73°56'52"W

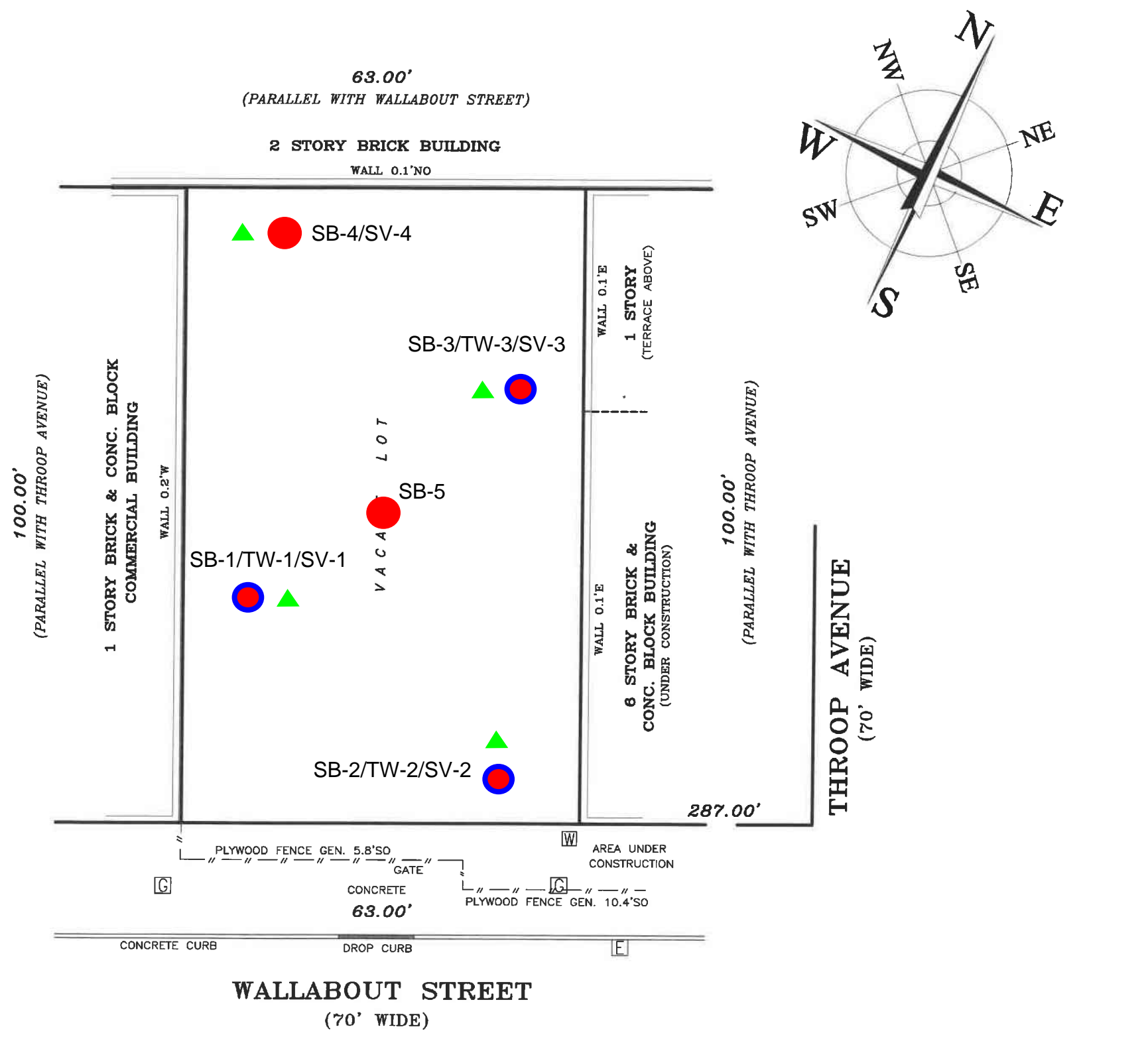
**HALEY
ALDRICH**

297 WALLABOUT STREET
BROOKLYN, NEW YORK





SITE LOCUS

APPROXIMATE SCALE: 1 IN = 800 FT
FEBRUARY 2019

FIGURE 1



LEGEND

-  SITE BOUNDARY
-  SOIL BORING
-  TEMPORARY WELL POINT
-  TEMPORARY SOIL VAPOR POINT

- NOTES**
1. ALL LOCATIONS ARE APPROXIMATE.
 2. IMAGERY FROM MAP OF SURVEY BY LEONARD J. STRANDBERG AND ASSOCIATES, MARCH 2018

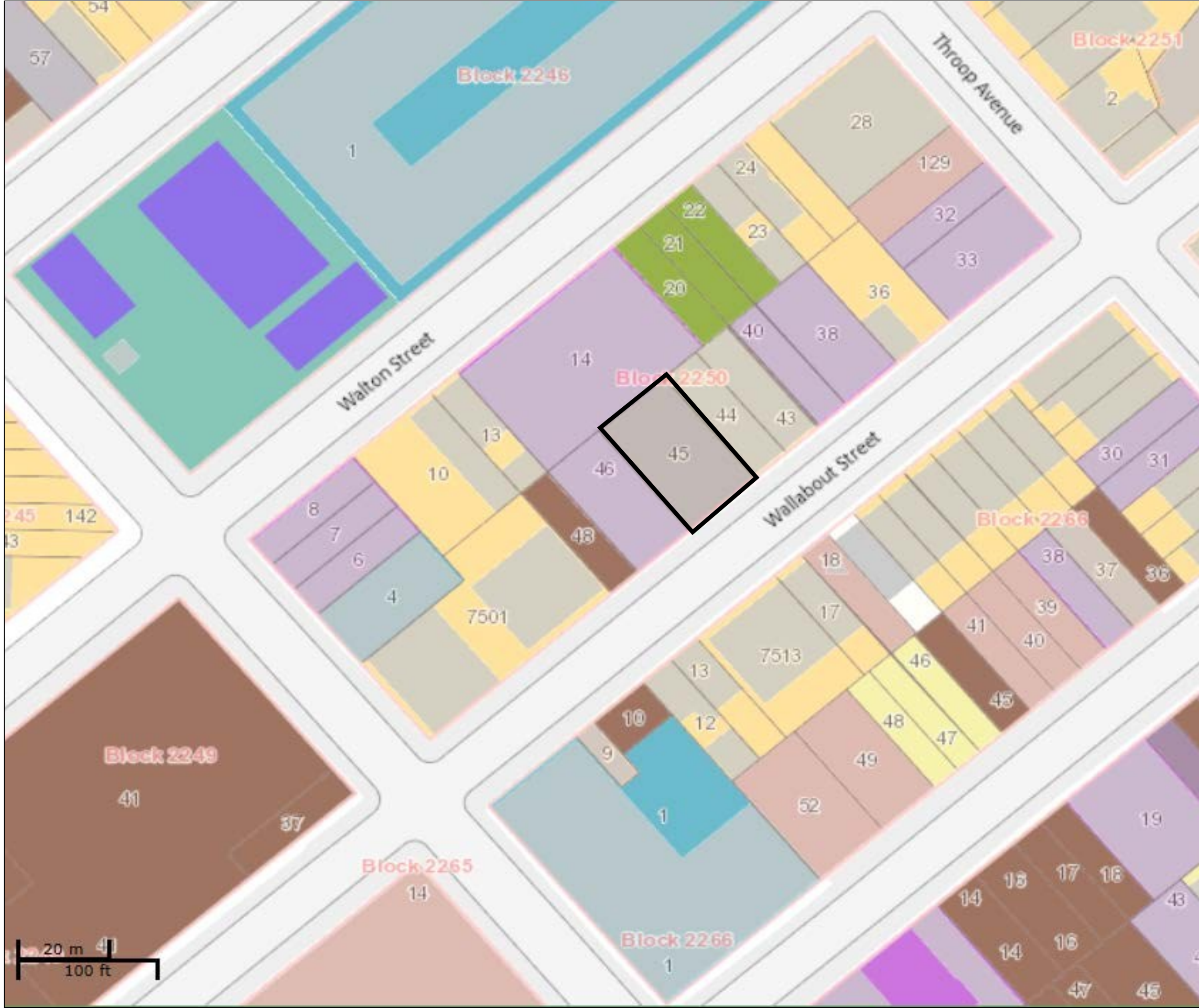
HALEY ALDRICH
 297 WALLABOUT STREET
 BROOKLYN, NEW YORK

SITE PLAN AND SAMPLE LOCATION MAP

APRIL 2019

FIGURE 2

FILE PATH: \\haleyaldrich.com\share\CFIP\Projects\133156\005 - 297 Wallabout\Deliverables\IR\IR\Figures



LEGEND

- SITE BOUNDARY
- 1 & 2 Family Residential
- Multi-family Residential
- Mixed Use
- Open space & outdoor recreation
- Commercial
- Institutions
- Industrial
- Parking
- Transportation / Utilities
- Vacant Lots

NOTES

1. ALL LOCATIONS ARE APPROXIMATE
2. IMAGERY FROM NYC OPEN ACCESSIBLE SPACE INFORMATION SYSTEM (NYC OASIS) GATHERED MARCH 19, 2019.

HALEY ALDRICH 297 WALLABOUT STREET
BROOKLYN, NEW YORK

SURROUNDING LAND USE MAP

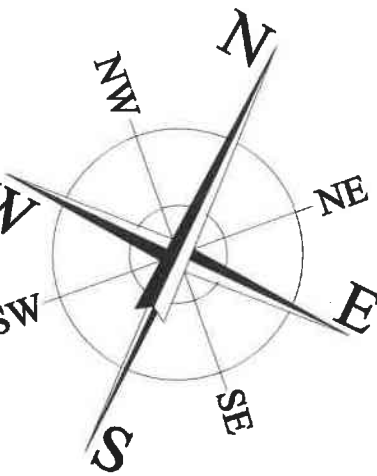
APRIL 2019

FIGURE 3

SB-4 (0-2)	Result	RL
Chromium	34.3	0.34
Lead	103	0.34
Nickel	42.7	0.34
Zinc	214	6.8

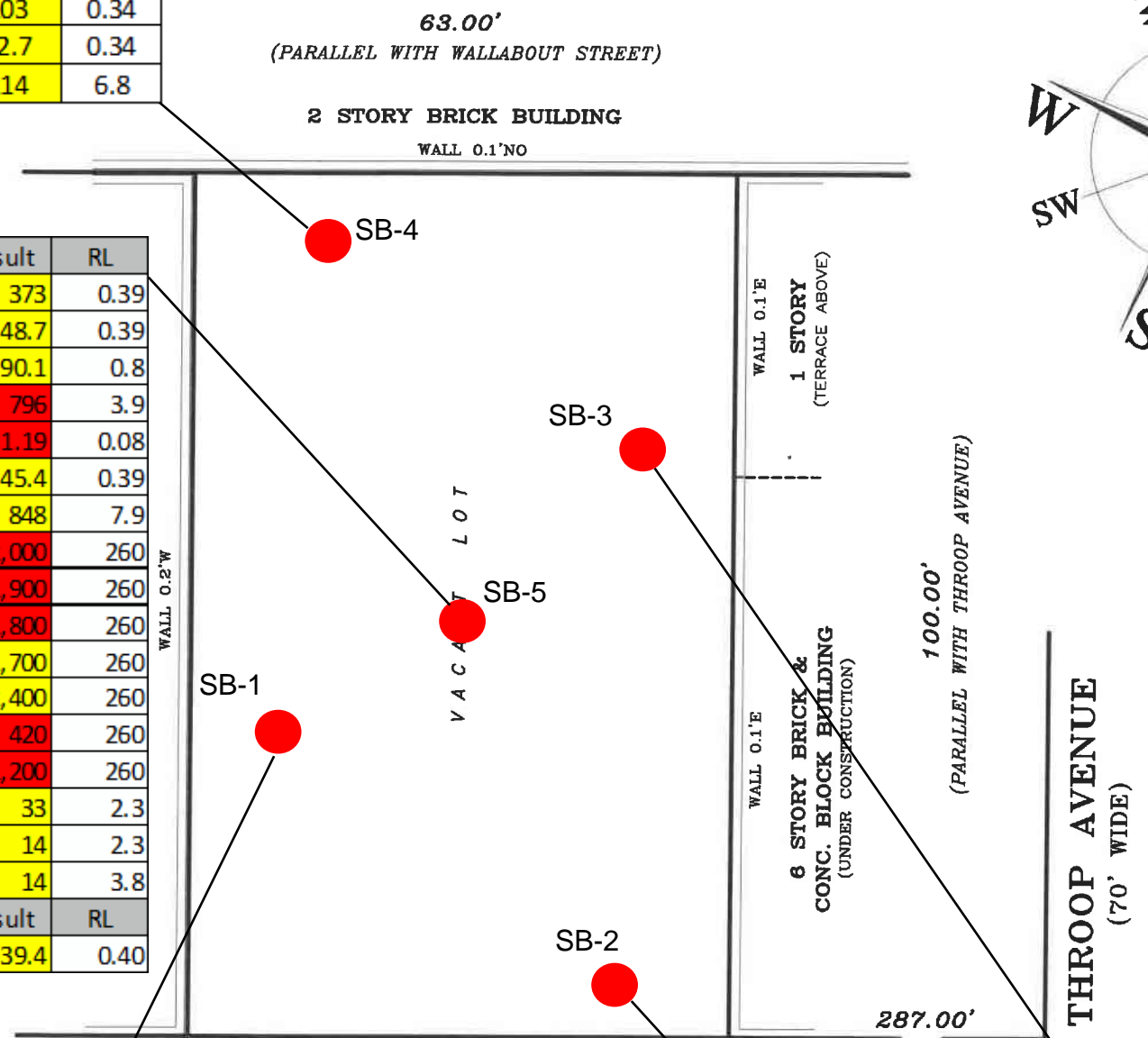
SB-5 (0-2)	Result	RL
Barium	373	0.39
Chromium	48.7	0.39
Copper	90.1	0.8
Lead	796	3.9
Mercury	1.19	0.08
Nickel	45.4	0.39
Zinc	848	7.9
Benz(a)anthracene	2,000	260
Benzo(a)pyrene	1,900	260
Benzo(b)fluoranthene	1,800	260
Benzo(k)fluoranthene	1,700	260
Chrysene	2,400	260
Dibenz(a,h)anthracene	420	260
Indeno(1,2,3-cd)pyrene	1,200	260
4,4'-DDD	33	2.3
4,4'-DDT	14	2.3
Dieldrin	14	3.8
SB-5 (10-12)	Result	RL
Chromium	39.4	0.40

SB-1 (0-2)	Result	RL
Lead	420	3.9
Mercury	0.33	0.03
Zinc	235	7.8
Acetone	59	30
4,4'-DDD	8.8	2.4
4,4'-DDE	12	2.4
4,4'-DDT	60	2.4
Dieldrin	5.6	4.0



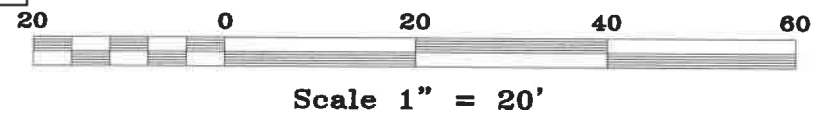
LEGEND
 SOIL BORING

NYCRR Part 375 Unrestricted and Restricted Residential SCOs			
ANALYTE	Units	NY-ResRestrict	NY-UnRestrict
Barium	mg/Kg	400	350
Chromium	mg/Kg		30
Copper	mg/kg	270	50
Lead	mg/Kg	400	63
Mercury	mg/Kg	0.81	0.18
Nickel	mg/Kg	310	30
Zinc	mg/Kg	10,000	109
Acetone	ug/Kg	100,000	50
Benz(a)anthracene	ug/Kg	1,000	1,000
Benzo(a)pyrene	ug/Kg	1,000	1,000
Benzo(b)fluoranthene	ug/Kg	1,000	1,000
Benzo(k)fluoranthene	ug/Kg	3,900	800
Chrysene	ug/Kg	3,900	1,000
Dibenz(a,h)anthracene	ug/Kg	330	330
Indeno(1,2,3-cd)pyrene	ug/Kg	500	500
4,4'-DDD	ug/Kg	13,000	3.3
4,4'-DDE	ug/Kg	8,900	3.3
4,4'-DDT	ug/Kg	7,900	3.3
Dieldrin	ug/Kg	200	5



SB-3 (0-2)	Result	RL
Chromium	62.3	0.38
Nickel	159	3.8
SB-3 (10-12)	Result	RL
Nickel	30.3	0.35

SB-2 (0-2)	Result	RL
4,4'-DDT	8.4	2.2



- NOTES
1. ALL LOCATIONS ARE APPROXIMATE.
 2. IMAGERY FROM MAPY OF SURVEY BY LEONARD J. STRANDBERG AND ASSOCIATES, MARCH 2018
 3. ALL SAMPLES COLLECTED ON MARCH 18, 2019

HALEY ALDRICH
 297 WALLABOUT STREET
 BROOKLYN, NEW YORK

MAP OF SOIL CHEMSITRY

TW-3	Result	RL
Aluminum	4.61	0.010
Antimony	0.011	0.003
Iron	35.6	0.010
Manganese	2.67	0.010
Sodium	55.2	1.0
Iron (Dissolved)	9.72	0.011
Manganese (Dissolved)	2.38	0.011
Sodium (Dissolved)	58.4	1.1
cis-1,2-Dichloroethene	7.6	1.0
Vinyl chloride	6.2	1.0

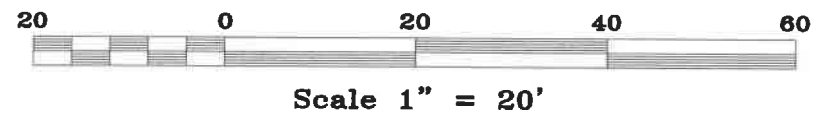
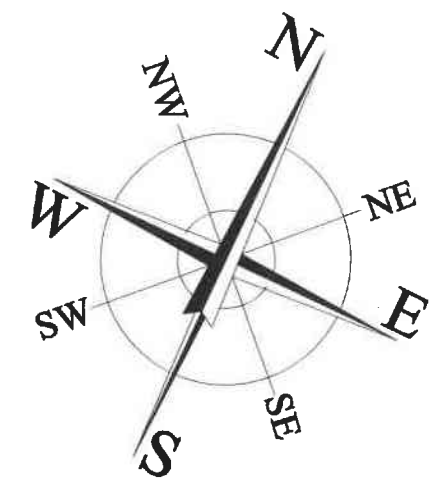
TW-1	Result	RL
Aluminum	12	0.010
Antimony	0.005	0.003
Iron	23.2	0.010
Magnesium	53.5	0.010
Sodium	53.3	1.0
Magnesium (Dissolved)	52.6	0.01
Sodium (Dissolved)	53.3	1.1
Benz(a)anthracene	0.03	0.02
Benzo(b)fluoranthene	0.02	0.02
Chrysene	0.03	0.02

TW-2	Result	RL
Aluminum	9.96	0.010
Iron	10.1	0.010
Manganese	1.88	0.001
Sodium	59.5	1.0
Manganese (Dissolved)	1.65	0.001
Sodium (Dissolved)	65	1.1
cis-1,2-Dichloroethene	11	1.0
Trichloroethene	6.5	1.0
Vinyl chloride	4.2	1.0

LEGEND

 TEMPORARY WELL POINT

New York TOGS 111 Ambient Water Quality Standards		
ANALYTE	Units	NY-AWQS
Aluminum	mg/L	0.1
Antimony	mg/L	0.003
Iron	mg/L	0.3
Magnesium	mg/L	35
Manganese	mg/L	0.3
Sodium	mg/L	20
Iron (Dissolved)	mg/L	0.3
Magnesium (Dissolved)	mg/L	35
Manganese (Dissolved)	mg/L	0.3
Sodium (Dissolved)	mg/L	20
cis-1,2-Dichloroethene	ug/L	5
Trichloroethene	ug/L	5
Vinyl chloride	ug/L	2
Benz(a)anthracene	ug/L	0.002
Benzo(b)fluoranthene	ug/L	0.002
Chrysene	ug/L	0.002



NOTES

1. ALL LOCATIONS ARE APPROXIMATE.
2. IMAGERY FROM MAPY OF SURVEY BY LEONARD J. STRANDBERG AND ASSOCIATES, MARCH 2018
3. ALL SAMPLES COLLECTED ON MARCH 18, 2019.

HALEY ALDRICH
297 WALLABOUT STREET
BROOKLYN, NEW YORK

MAP OF GROUNDWATER
CHEMISTRY

SV-4	Result	RL
Cis-1,2-Dichloroethene	33.6	1.00
Trichloroethene	2,620	6.01

SV-1	Result	RL
Trichloroethene	53.7	0.20

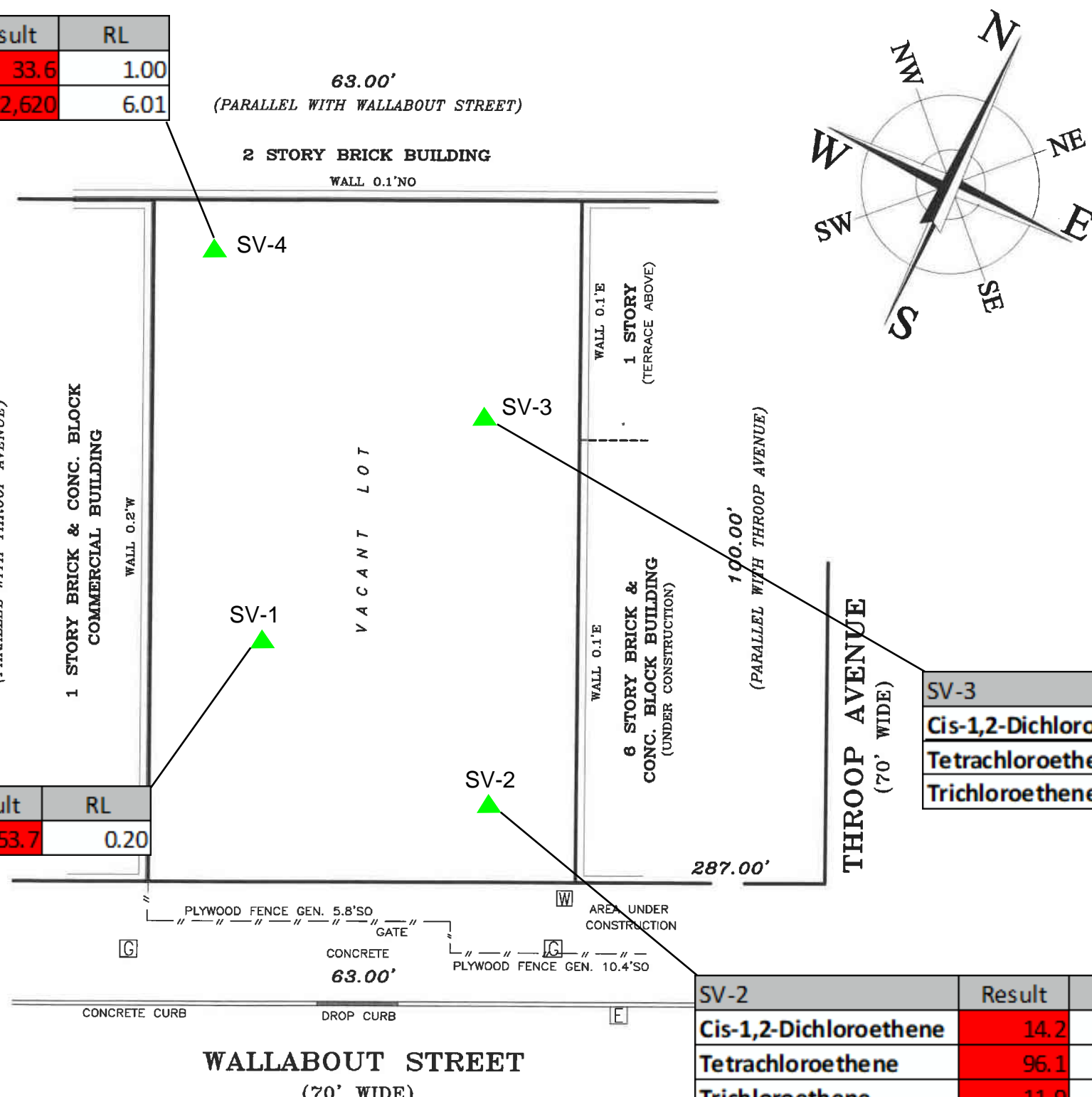
SV-3	Result	RL
Cis-1,2-Dichloroethene	64.2	1.00
Tetrachloroethene	110	1.25
Trichloroethene	3,350	15.0

SV-2	Result	RL
Cis-1,2-Dichloroethene	14.2	0.20
Tetrachloroethene	96.1	0.20
Trichloroethene	11.9	0.20

LEGEND

▲ TEMPORARY SOIL VAPOR POINT

2006 NYSDOH Soil Vapor Intrusion Guidance Decision Matrices		
ANALYTE	Units	NYSDOH VI Sub-Slab Vapor Guidance
1,1,1-Trichloroethane	ug/m3	100
1,1-Dichloroethene	ug/m3	6
Carbon Tetrachloride	ug/m3	6
Cis-1,2-Dichloroethene	ug/m3	6
Methylene Chloride	ug/m3	100
Tetrachloroethene	ug/m3	100
Trichloroethene	ug/m3	6
Vinyl Chloride	ug/m3	6



NOTES

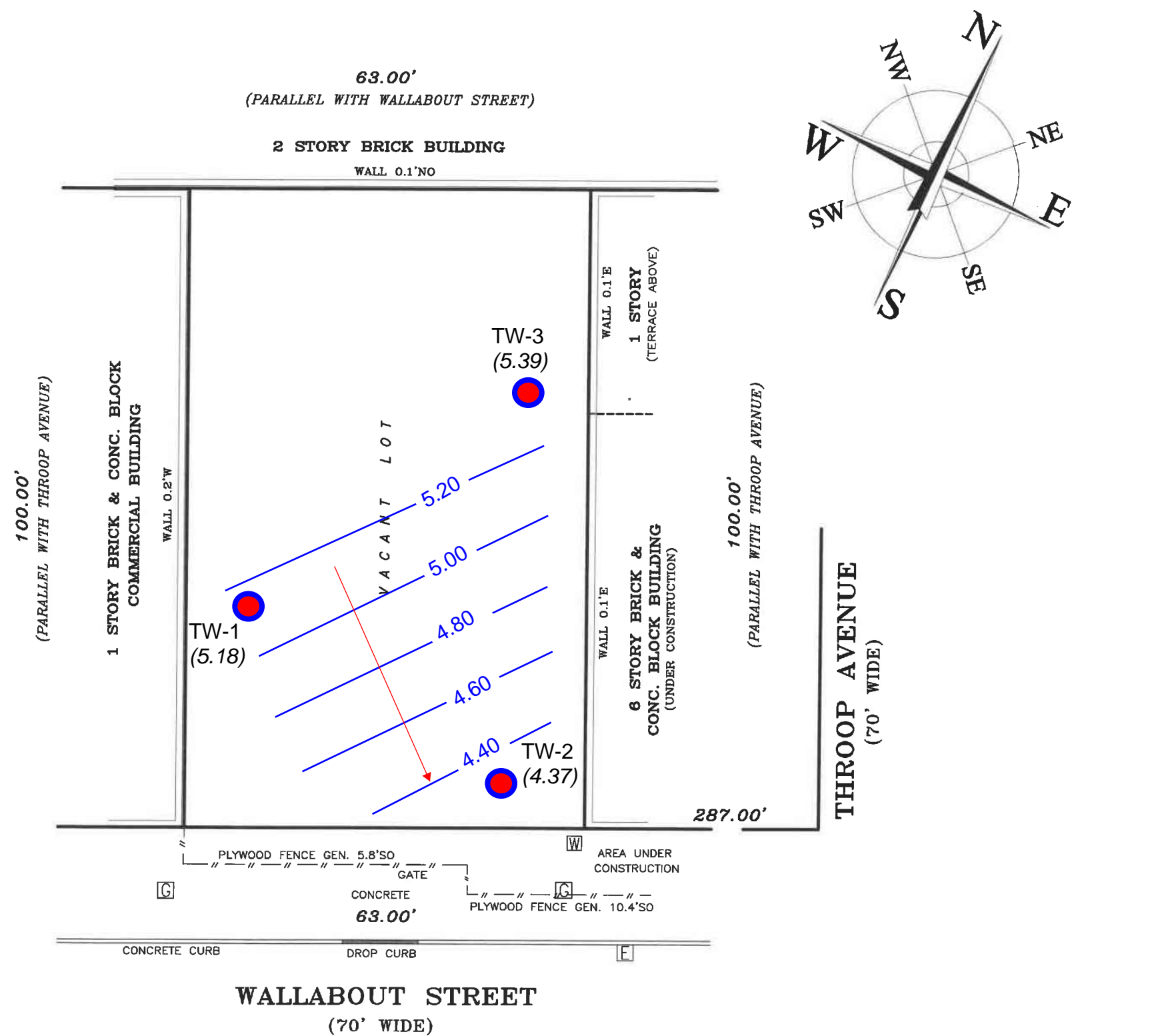
1. ALL LOCATIONS ARE APPROXIMATE.
2. IMAGERY FROM MAP OF SURVEY BY LEONARD J. STRANDBERG AND ASSOCIATES, MARCH 2018
3. ALL SAMPLES COLLECTED ON MARCH 18, 2019

HALEY ALDRICH
297 WALLABOUT STREET
BROOKLYN, NEW YORK




MAP OF SOIL VAPOR CHEMISTRY

APRIL 2019

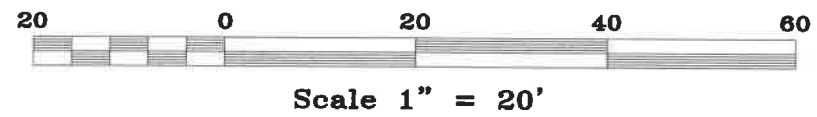
FIGURE 6



LEGEND

-  TEMPORARY WELL POINT
- (5.39)** APPROXIMATE GROUNDWATER ELEVATION (FT ASL)
-  5.0 GROUNDWATER ELEVATION CONTOUR LINES
-  GROUNDWATER FLOW DIRECTION

- NOTES**
1. ALL LOCATIONS ARE APPROXIMATE.
 2. IMAGERY FROM MAPY OF SURVEY BY LEONARD J. STRANDBERG AND ASSOCIATES, MARCH 2018
 3. APPROXIMATE GROUNDWATER ELEVATIONS DETERMINED FROM ARCHITECTURAL SURVEY BY LEONARD J. STRANDBERG AND ASSOCIATES, APRIL 2018.
 4. GROUNDWATER MEASUREMENTS COLLECTED ON MARCH 18, 2019



HALEY ALDRICH 297 WALLABOUT STREET
BROOKLYN, NEW YORK

GROUNDWATER CONTOUR MAP

TABLES

Table 1. Soil Boring/Well Construction Information

297 Wallabout Street, Brooklyn, NY

OER Project #13EH-A304K

INSTALLATION DATE	LOCATION ID	DEPTH (FT)	DIAMETER OF BOREHOLE (IN)	CONSTRUCTION MATERIAL	SCREEN LENGTH (FT)	DEPTH TO WATER (FT)	ELEVATION (FT ASL)	GROUNDWATER ELEVATION (FT ASL)
3/18/2019	SB-1	12	2	Geoprobe	N/A	N/A	N/A	N/A
3/18/2019	SB-2	12	2	Geoprobe	N/A	N/A	N/A	N/A
3/18/2019	SB-3	12	2	Geoprobe	N/A	N/A	N/A	N/A
3/18/2019	SB-4	12	2	Geoprobe	N/A	N/A	N/A	N/A
3/18/2019	SB-5	12	2	Geoprobe	N/A	N/A	N/A	N/A
3/18/2019	TW-1	12	2	PVC	10	8.35	13.53	5.18
3/18/2019	TW-2	13	2	PVC	10	8.23	12.60	4.37
3/18/2019	TW-3	13	2	PVC	10	8.1	13.49	5.39

Notes:

Depth to groundwater collected using a Solinst water level meter

No free product observed in any temporary well point

Geoprobe 6610DT track mounted rig used to install soil borings and groundwater wells

Elevations based on architectural survey dated April 18, 2018

Table 2. Soil Analytical Results
 297 Wallabout Street, Brooklyn, NY
 OER Project # 19EH-A304K

Lab Sample Id Collection Date Client Id Matrix	NY-ResRestrict		NY-UnRestricted		CC69596 3/18/2019 SB-1 (0-2) Soil	CC69597 3/18/2019 SB-1 (10-12) Soil	CC69598 3/18/2019 SB-2 (0-2) Soil	CC69599 3/18/2019 SB-2 (10-12) Soil	CC69590 3/18/2019 SB-3 (0-2) Soil	CC69591 3/18/2019 SB-3 (10-12) Soil	CC69594 3/18/2019 SB-4 (0-2) Soil	CC69595 3/18/2019 SB-4 (10-12) Soil	CC69592 3/18/2019 SB-5 (0-2) Soil	CC69593 3/18/2019 SB-5 (10-12) Soil	CC69600 3/18/2019 DUP (190318) Soil										
	Units	ResRestrict	UnRestricted	Result	RL	Result	RL	Result	RL	Result	RL	Result	RL	Result	RL	Result	RL								
Miscellaneous/Inorganics																									
Percent Solid	%			82		82		91		85		86		93		89		80		87		81		84	
Metals, Total																									
Aluminum	mg/Kg			5,430	59	8,050	62	9,090	52	4,510	59	5,200	57	11,000	53	8,660	51	5,850	59	7,450	59	14,100	59	6,740	55
Antimony	mg/Kg			< 3.9	3.9	< 4.1	4.1	< 3.5	3.5	< 3.9	3.9	< 3.8	3.8	< 3.5	3.5	< 3.4	3.4	< 4.0	4.0	< 3.9	3.9	< 4.0	4.0	< 3.7	3.7
Arsenic	mg/Kg	16	13	2.02	0.78	3.47	0.82	2.08	0.70	1.01	0.78	< 0.76	0.76	3.58	0.71	1.78	0.68	1.71	0.79	8.69	0.79	9.81	0.79	1.36	0.73
Barium	mg/Kg	400	350	190	0.39	44.7	0.41	57.5	0.35	21.1	0.39	17.3	0.38	65.5	0.35	54.4	0.34	27.5	0.40	373	0.39	82.2	0.40	19.8	0.37
Beryllium	mg/Kg	72	7.2	< 0.31	0.31	0.41	0.33	0.47	0.28	< 0.31	0.31	< 0.30	0.30	0.48	0.28	0.38	0.27	0.35	0.32	0.36	0.31	1.07	0.32	0.4	0.29
Cadmium	mg/Kg	4.3	2.5	0.51	0.39	< 0.41	0.41	0.47	0.35	< 0.39	0.39	< 0.38	0.38	0.44	0.35	1.07	0.34	< 0.40	0.40	1.55	0.39	0.67	0.40	< 0.37	0.37
Calcium	mg/Kg			76,300	59	1,470	6.2	14,500	52	1,780	5.9	451	5.7	11,100	53	8,530	5.1	905	5.9	38,300	59	1,390	5.9	1,310	5.5
Chromium	mg/Kg		30	11.1	0.39	20.3	0.41	24.7	0.35	19.2	0.39	62.3	0.38	27.6	0.35	34.3	0.34	12.7	0.40	48.7	0.39	39.4	0.40	31	0.37
Cobalt	mg/Kg			2.72	0.39	7.32	0.41	8.86	0.35	3.37	0.39	5.38	0.38	9.12	0.35	7.5	0.34	6.93	0.40	6.69	0.39	7.83	0.40	4.52	0.37
Copper	mg/kg	270	50	11.6	0.8	11.7	0.8	23.6	0.7	8.6	0.8	9.6	0.8	28.6	0.7	33.1	0.7	10.8	0.8	90.1	0.8	24.9	0.8	9.5	0.7
Iron	mg/Kg			7,200	5.9	12,400	62	22,700	52	6,900	5.9	8,630	5.7	20,500	53	20,800	51	9,970	5.9	25,500	5.9	32,800	5.9	8,970	5.5
Lead	mg/Kg	400	63	420	3.9	8.55	0.41	14.3	0.35	33.2	0.39	2.78	0.38	14.4	0.35	103	0.34	5.4	0.40	796	3.9	13.3	0.40	6.72	0.37
Magnesium	mg/Kg			3,550	5.9	2,520	6.2	3,620	5.2	1,150	5.9	1,530	5.7	5,670	5.3	4,000	5.1	1,820	5.9	5,700	5.9	4,120	5.9	1,300	5.5
Manganese	mg/Kg	2,000	1,600	155	0.39	134	0.41	413	3.5	80	0.39	81.2	0.38	483	3.5	378	3.4	132	0.40	342	3.9	137	0.40	141	0.37
Mercury	mg/Kg	0.81	0.18	0.33	0.03	< 0.03	0.03	< 0.03	0.03	< 0.03	0.03	< 0.03	0.03	< 0.03	0.03	0.16	0.03	< 0.03	0.03	1.19	0.08	< 0.03	0.03	< 0.03	0.03
Nickel	mg/Kg	310	30	5.9	0.39	14.3	0.41	23.9	0.35	14.7	0.39	159	3.8	30.3	0.35	42.7	0.34	10.8	0.40	45.4	0.39	21.5	0.40	29.5	0.37
Potassium	mg/Kg			1,120	5.9	1,100	6.2	1,520	5.2	481	5.9	731	5.7	2,280	5.3	1,290	5.1	990	5.9	1,250	5.9	2,060	5.9	651	5.5
Selenium	mg/Kg	180	3.9	< 1.6	1.6	< 1.6	1.6	< 1.4	1.4	< 1.6	1.6	< 1.5	1.5	< 1.4	1.4	< 1.4	1.4	< 1.6	1.6	< 1.6	1.6	< 1.6	1.6	< 1.5	1.5
Silver	mg/Kg	180	2	< 0.39	0.39	< 0.41	0.41	< 0.35	0.35	< 0.39	0.39	< 0.38	0.38	< 0.35	0.35	< 0.34	0.34	< 0.40	0.40	< 0.39	0.39	< 0.40	0.40	< 0.37	0.37
Sodium	mg/Kg			1,160	5.9	102	6.2	375	5.2	101	5.9	50.5	5.7	939	5.3	137	5.1	58.7	5.9	426	5.9	111	5.9	79.3	5.5
Thallium	mg/Kg			< 3.5	3.5	< 3.7	3.7	< 3.1	3.1	< 3.5	3.5	< 3.4	3.4	< 3.2	3.2	< 3.0	3.0	< 3.6	3.6	< 3.5	3.5	< 3.6	3.6	< 3.3	3.3
Vanadium	mg/Kg			11.2	0.39	24.7	0.41	29.5	0.35	13.2	0.39	14.3	0.38	34.6	0.35	27.2	0.34	18.5	0.40	24.1	0.39	51.5	0.40	20	0.37
Zinc	mg/Kg	10,000	109	235	7.8	35.5	0.8	45.2	0.7	23.4	0.8	24.1	0.8	73	0.7	214	6.8	25.1	0.8	848	7.9	58.4	0.8	21.4	0.7

Notes:
 NY-ResRestrict - NYCRR Part 375 Restricted Use SCOs
 NY-UnRestricted - NYCRR Part 375 Unrestricted Use SCOs
Yellow shaded results exceed Unrestricted Use SCOs
Red shaded results exceed both
Unrestricted and Restricted Residential
 < - Result not detected above the reporting limit

Table 2. Soil Analytical Results
297 Wallabout Street, Brooklyn, NY
OER Project # 19EH-A304K

Lab Sample Id	Collection Date	Client Id	Matrix	CC69596		CC69597		CC69598		CC69599		CC69590		CC69591		CC69594		CC69595		CC69592		CC69593		CC69600			
				3/18/2019		3/18/2019		3/18/2019		3/18/2019		3/18/2019		3/18/2019		3/18/2019		3/18/2019		3/18/2019		3/18/2019		3/18/2019		3/18/2019	
				SB-1 (0-2)		SB-1 (10-12)		SB-2 (0-2)		SB-2 (10-12)		SB-3 (0-2)		SB-3 (10-12)		SB-4 (0-2)		SB-4 (10-12)		SB-5 (0-2)		SB-5 (10-12)		SB-5 (10-12)		DUP (190318)	
				Soil	Soil	Soil	Soil	Soil	Soil	Soil	Soil	Soil	Soil	Soil	Soil	Soil	Soil	Soil	Soil	Soil	Soil	Soil	Soil	Soil	Soil	Soil	Soil
	Units	NY-ResRestrict	NY-UnRestricted	Result	RL	Result	RL	Result	RL	Result	RL	Result	RL	Result	RL	Result	RL	Result	RL	Result	RL	Result	RL	Result	RL		
PCBs By SW8082A																											
PCB-1016	ug/Kg		100	< 81	81	< 79	79	< 73	73	< 76	76	< 76	76	< 71	71	< 73	73	< 83	83	< 76	76	< 80	80	< 78	78		
PCB-1221	ug/Kg		100	< 81	81	< 79	79	< 73	73	< 76	76	< 76	76	< 71	71	< 73	73	< 83	83	< 76	76	< 80	80	< 78	78		
PCB-1232	ug/Kg		100	< 81	81	< 79	79	< 73	73	< 76	76	< 76	76	< 71	71	< 73	73	< 83	83	< 76	76	< 80	80	< 78	78		
PCB-1242	ug/Kg		100	< 81	81	< 79	79	< 73	73	< 76	76	< 76	76	< 71	71	< 73	73	< 83	83	< 76	76	< 80	80	< 78	78		
PCB-1248	ug/Kg		100	< 81	81	< 79	79	< 73	73	< 76	76	< 76	76	< 71	71	< 73	73	< 83	83	< 76	76	< 80	80	< 78	78		
PCB-1254	ug/Kg		100	< 81	81	< 79	79	< 73	73	< 76	76	< 76	76	< 71	71	< 73	73	< 83	83	< 76	76	< 80	80	< 78	78		
PCB-1260	ug/Kg		100	< 81	81	< 79	79	< 73	73	< 76	76	< 76	76	< 71	71	< 73	73	< 83	83	< 76	76	< 80	80	< 78	78		
PCB-1262	ug/Kg		100	< 81	81	< 79	79	< 73	73	< 76	76	< 76	76	< 71	71	< 73	73	< 83	83	< 76	76	< 80	80	< 78	78		
PCB-1268	ug/Kg		100	< 81	81	< 79	79	< 73	73	< 76	76	< 76	76	< 71	71	< 73	73	< 83	83	< 76	76	< 80	80	< 78	78		
Volatiles By SW8260C																											
1,1,1,2-Tetrachloroethane	ug/Kg			< 6.0	6.0	< 6.1	6.1	< 5.4	5.4	< 6.2	6.2	< 5.8	5.8	< 5.4	5.4	< 5.7	5.7	< 6.2	6.2	< 6.5	6.5	< 6.2	6.2	< 5.9	5.9		
1,1,1-Trichloroethane	ug/Kg	100,000	680	< 6.0	6.0	< 6.1	6.1	< 5.4	5.4	< 6.2	6.2	< 5.8	5.8	< 5.4	5.4	< 5.7	5.7	< 6.2	6.2	< 6.5	6.5	< 6.2	6.2	< 5.9	5.9		
1,1,2,2-Tetrachloroethane	ug/Kg			< 6.0	6.0	< 6.1	6.1	< 5.4	5.4	< 6.2	6.2	< 5.8	5.8	< 5.4	5.4	< 5.7	5.7	< 6.2	6.2	< 6.5	6.5	< 6.2	6.2	< 5.9	5.9		
1,1,2-Trichloroethane	ug/Kg			< 6.0	6.0	< 6.1	6.1	< 5.4	5.4	< 6.2	6.2	< 5.8	5.8	< 5.4	5.4	< 5.7	5.7	< 6.2	6.2	< 6.5	6.5	< 6.2	6.2	< 5.9	5.9		
1,1-Dichloroethane	ug/Kg	26,000	270	< 6.0	6.0	< 6.1	6.1	< 5.4	5.4	< 6.2	6.2	< 5.8	5.8	< 5.4	5.4	< 5.7	5.7	< 6.2	6.2	< 6.5	6.5	< 6.2	6.2	< 5.9	5.9		
1,1-Dichloroethene	ug/Kg	100,000	330	< 6.0	6.0	< 6.1	6.1	< 5.4	5.4	< 6.2	6.2	< 5.8	5.8	< 5.4	5.4	< 5.7	5.7	< 6.2	6.2	< 6.5	6.5	< 6.2	6.2	< 5.9	5.9		
1,1-Dichloropropene	ug/Kg			< 6.0	6.0	< 6.1	6.1	< 5.4	5.4	< 6.2	6.2	< 5.8	5.8	< 5.4	5.4	< 5.7	5.7	< 6.2	6.2	< 6.5	6.5	< 6.2	6.2	< 5.9	5.9		
1,2,3-Trichlorobenzene	ug/Kg			< 6.0	6.0	< 6.1	6.1	< 5.4	5.4	< 6.2	6.2	< 5.8	5.8	< 5.4	5.4	< 5.7	5.7	< 6.2	6.2	< 6.5	6.5	< 6.2	6.2	< 5.9	5.9		
1,2,3-Trichloropropane	ug/Kg			< 6.0	6.0	< 6.1	6.1	< 5.4	5.4	< 6.2	6.2	< 5.8	5.8	< 5.4	5.4	< 5.7	5.7	< 6.2	6.2	< 6.5	6.5	< 6.2	6.2	< 5.9	5.9		
1,2,4-Trichlorobenzene	ug/Kg			< 6.0	6.0	< 6.1	6.1	< 5.4	5.4	< 6.2	6.2	< 5.8	5.8	< 5.4	5.4	< 5.7	5.7	< 6.2	6.2	< 6.5	6.5	< 6.2	6.2	< 5.9	5.9		
1,2,4-Trimethylbenzene	ug/Kg	52,000	3,600	< 6.0	6.0	< 6.1	6.1	< 5.4	5.4	< 6.2	6.2	< 5.8	5.8	< 5.4	5.4	< 5.7	5.7	< 6.2	6.2	< 6.5	6.5	< 6.2	6.2	< 5.9	5.9		
1,2-Dibromo-3-chloropropane	ug/Kg			< 6.0	6.0	< 6.1	6.1	< 5.4	5.4	< 6.2	6.2	< 5.8	5.8	< 5.4	5.4	< 5.7	5.7	< 6.2	6.2	< 6.5	6.5	< 6.2	6.2	< 5.9	5.9		
1,2-Dibromoethane	ug/Kg			< 6.0	6.0	< 6.1	6.1	< 5.4	5.4	< 6.2	6.2	< 5.8	5.8	< 5.4	5.4	< 5.7	5.7	< 6.2	6.2	< 6.5	6.5	< 6.2	6.2	< 5.9	5.9		
1,2-Dichlorobenzene	ug/Kg	100,000	1,100	< 6.0	6.0	< 6.1	6.1	< 5.4	5.4	< 6.2	6.2	< 5.8	5.8	< 5.4	5.4	< 5.7	5.7	< 6.2	6.2	< 6.5	6.5	< 6.2	6.2	< 5.9	5.9		
1,2-Dichloroethane	ug/Kg	3,100	20	< 6.0	6.0	< 6.1	6.1	< 5.4	5.4	< 6.2	6.2	< 5.8	5.8	< 5.4	5.4	< 5.7	5.7	< 6.2	6.2	< 6.5	6.5	< 6.2	6.2	< 5.9	5.9		
1,2-Dichloropropane	ug/Kg			< 6.0	6.0	< 6.1	6.1	< 5.4	5.4	< 6.2	6.2	< 5.8	5.8	< 5.4	5.4	< 5.7	5.7	< 6.2	6.2	< 6.5	6.5	< 6.2	6.2	< 5.9	5.9		
1,3,5-Trimethylbenzene	ug/Kg	52,000	8,400	< 6.0	6.0	< 6.1	6.1	< 5.4	5.4	< 6.2	6.2	< 5.8	5.8	< 5.4	5.4	< 5.7	5.7	< 6.2	6.2	< 6.5	6.5	< 6.2	6.2	< 5.9	5.9		
1,3-Dichlorobenzene	ug/Kg	49,000	2,400	< 6.0	6.0	< 6.1	6.1	< 5.4	5.4	< 6.2	6.2	< 5.8	5.8	< 5.4	5.4	< 5.7	5.7	< 6.2	6.2	< 6.5	6.5	< 6.2	6.2	< 5.9	5.9		
1,3-Dichloropropane	ug/Kg			< 6.0	6.0	< 6.1	6.1	< 5.4	5.4	< 6.2	6.2	< 5.8	5.8	< 5.4	5.4	< 5.7	5.7	< 6.2	6.2	< 6.5	6.5	< 6.2	6.2	< 5.9	5.9		
1,4-Dichlorobenzene	ug/Kg	13,000	1,800	< 6.0	6.0	< 6.1	6.1	< 5.4	5.4	< 6.2	6.2	< 5.8	5.8	< 5.4	5.4	< 5.7	5.7	< 6.2	6.2	< 6.5	6.5	< 6.2	6.2	< 5.9	5.9		
2,2-Dichloropropane	ug/Kg			< 6.0	6.0	< 6.1	6.1	< 5.4	5.4	< 6.2	6.2	< 5.8	5.8	< 5.4	5.4	< 5.7	5.7	< 6.2	6.2	< 6.5	6.5	< 6.2	6.2	< 5.9	5.9		
2-Chlorotoluene	ug/Kg			< 6.0	6.0	< 6.1	6.1	< 5.4	5.4	< 6.2	6.2	< 5.8	5.8	< 5.4	5.4	< 5.7	5.7	< 6.2	6.2	< 6.5	6.5	< 6.2	6.2	< 5.9	5.9		
2-Hexanone	ug/Kg			< 30	30	< 30	30	< 27	27	< 31	31	< 29	29	< 27	27	< 29	29	< 31	31	< 32	32	< 31	31	< 29	29		
2-Isopropyltoluene	ug/Kg			< 6.0	6.0	< 6.1	6.1	< 5.4	5.4	< 6.2	6.2	< 5.8	5.8	< 5.4	5.4	< 5.7	5.7	< 6.2	6.2	< 6.5	6.5	< 6.2	6.2	< 5.9	5.9		
4-Chlorotoluene	ug/Kg			< 6.0	6.0	< 6.1	6.1	< 5.4	5.4	< 6.2	6.2	< 5.8	5.8	< 5.4	5.4	< 5.7	5.7	< 6.2	6.2	< 6.5	6.5	< 6.2	6.2	< 5.9	5.9		
4-Methyl-2-pentanone	ug/Kg			< 30	30	< 30	30	< 27	27	< 31	31	< 29	29	< 27	27	< 29	29	< 31	31	< 32	32	< 31	31	< 29	29		
Acetone	ug/Kg	100,000	50	59	30	< 30	30	< 27	27	< 31	31	< 29	29	< 27	27	< 29	29	< 31	31	< 32	32	< 31	31	< 29	29		
Acrylonitrile	ug/Kg			< 12	12	< 12	12	< 11	11	< 12	12	< 12	12	< 11	11	< 11	11	< 12	12	< 13	13	< 12	12	< 12	12		
Benzene	ug/Kg	4,800	60	< 6.0	6.0	< 6.1	6.1	< 5.4	5.4	< 6.2	6.2	< 5.8	5.8	< 5.4	5.4	< 5.7	5.7	< 6.2	6.2	< 6.5	6.5	< 6.2	6.2	< 5.9	5.9		

Notes:
NY-ResRestrict - NYCRR Part 375 Restricted Use SCOs
NY-UnRestricted - NYCRR Part 375 Unrestricted Use SCOs

Yellow shaded results exceed Unrestricted Use SCOs

Unrestricted and Restricted Residential Use SCOs

< - Result not detected above the reporting limit

Table 2. Soil Analytical Results
297 Wallabout Street, Brooklyn, NY
OER Project # 19EH-A304K

Lab Sample Id Collection Date Client Id Matrix	NY-ResRestrict		NY-UnRestricted		CC69596 3/18/2019 SB-1 (0-2) Soil		CC69597 3/18/2019 SB-1 (10-12) Soil		CC69598 3/18/2019 SB-2 (0-2) Soil		CC69599 3/18/2019 SB-2 (10-12) Soil		CC69590 3/18/2019 SB-3 (0-2) Soil		CC69591 3/18/2019 SB-3 (10-12) Soil		CC69594 3/18/2019 SB-4 (0-2) Soil		CC69595 3/18/2019 SB-4 (10-12) Soil		CC69592 3/18/2019 SB-5 (0-2) Soil		CC69593 3/18/2019 SB-5 (10-12) Soil		CC69600 3/18/2019 DUP (190318) Soil			
	Units				Result	RL	Result	RL	Result	RL	Result	RL	Result	RL	Result	RL	Result	RL	Result	RL	Result	RL	Result	RL	Result	RL	Result	RL
Bromobenzene	ug/Kg				< 6.0	6.0	< 6.1	6.1	< 5.4	5.4	< 6.2	6.2	< 5.8	5.8	< 5.4	5.4	< 5.7	5.7	< 6.2	6.2	< 6.5	6.5	< 6.2	6.2	< 5.9	5.9		
Bromochloromethane	ug/Kg				< 6.0	6.0	< 6.1	6.1	< 5.4	5.4	< 6.2	6.2	< 5.8	5.8	< 5.4	5.4	< 5.7	5.7	< 6.2	6.2	< 6.5	6.5	< 6.2	6.2	< 5.9	5.9		
Bromodichloromethane	ug/Kg				< 6.0	6.0	< 6.1	6.1	< 5.4	5.4	< 6.2	6.2	< 5.8	5.8	< 5.4	5.4	< 5.7	5.7	< 6.2	6.2	< 6.5	6.5	< 6.2	6.2	< 5.9	5.9		
Bromoform	ug/Kg				< 6.0	6.0	< 6.1	6.1	< 5.4	5.4	< 6.2	6.2	< 5.8	5.8	< 5.4	5.4	< 5.7	5.7	< 6.2	6.2	< 6.5	6.5	< 6.2	6.2	< 5.9	5.9		
Bromomethane	ug/Kg				< 6.0	6.0	< 6.1	6.1	< 5.4	5.4	< 6.2	6.2	< 5.8	5.8	< 5.4	5.4	< 5.7	5.7	< 6.2	6.2	< 6.5	6.5	< 6.2	6.2	< 5.9	5.9		
Carbon Disulfide	ug/Kg				< 6.0	6.0	< 6.1	6.1	< 5.4	5.4	< 6.2	6.2	< 5.8	5.8	< 5.4	5.4	< 5.7	5.7	< 6.2	6.2	< 6.5	6.5	< 6.2	6.2	< 5.9	5.9		
Carbon tetrachloride	ug/Kg	2,400	760		< 6.0	6.0	< 6.1	6.1	< 5.4	5.4	< 6.2	6.2	< 5.8	5.8	< 5.4	5.4	< 5.7	5.7	< 6.2	6.2	< 6.5	6.5	< 6.2	6.2	< 5.9	5.9		
Chlorobenzene	ug/Kg	100,000	1,100		< 6.0	6.0	< 6.1	6.1	< 5.4	5.4	< 6.2	6.2	< 5.8	5.8	< 5.4	5.4	< 5.7	5.7	< 6.2	6.2	< 6.5	6.5	< 6.2	6.2	< 5.9	5.9		
Chloroethane	ug/Kg				< 6.0	6.0	< 6.1	6.1	< 5.4	5.4	< 6.2	6.2	< 5.8	5.8	< 5.4	5.4	< 5.7	5.7	< 6.2	6.2	< 6.5	6.5	< 6.2	6.2	< 5.9	5.9		
Chloroform	ug/Kg	49,000	370		< 6.0	6.0	< 6.1	6.1	< 5.4	5.4	< 6.2	6.2	< 5.8	5.8	< 5.4	5.4	< 5.7	5.7	< 6.2	6.2	< 6.5	6.5	< 6.2	6.2	< 5.9	5.9		
Chloromethane	ug/Kg				< 6.0	6.0	< 6.1	6.1	< 5.4	5.4	< 6.2	6.2	< 5.8	5.8	< 5.4	5.4	< 5.7	5.7	< 6.2	6.2	< 6.5	6.5	< 6.2	6.2	< 5.9	5.9		
cis-1,2-Dichloroethene	ug/Kg	100,000	250		< 6.0	6.0	< 6.1	6.1	< 5.4	5.4	< 6.2	6.2	< 5.8	5.8	< 5.4	5.4	< 5.7	5.7	< 6.2	6.2	< 6.5	6.5	< 6.2	6.2	< 5.9	5.9		
cis-1,3-Dichloropropene	ug/Kg				< 6.0	6.0	< 6.1	6.1	< 5.4	5.4	< 6.2	6.2	< 5.8	5.8	< 5.4	5.4	< 5.7	5.7	< 6.2	6.2	< 6.5	6.5	< 6.2	6.2	< 5.9	5.9		
Dibromochloromethane	ug/Kg				< 6.0	6.0	< 6.1	6.1	< 5.4	5.4	< 6.2	6.2	< 5.8	5.8	< 5.4	5.4	< 5.7	5.7	< 6.2	6.2	< 6.5	6.5	< 6.2	6.2	< 5.9	5.9		
Dibromomethane	ug/Kg				< 6.0	6.0	< 6.1	6.1	< 5.4	5.4	< 6.2	6.2	< 5.8	5.8	< 5.4	5.4	< 5.7	5.7	< 6.2	6.2	< 6.5	6.5	< 6.2	6.2	< 5.9	5.9		
Dichlorodifluoromethane	ug/Kg				< 6.0	6.0	< 6.1	6.1	< 5.4	5.4	< 6.2	6.2	< 5.8	5.8	< 5.4	5.4	< 5.7	5.7	< 6.2	6.2	< 6.5	6.5	< 6.2	6.2	< 5.9	5.9		
Ethylbenzene	ug/Kg	41,000	1,000		< 6.0	6.0	< 6.1	6.1	< 5.4	5.4	< 6.2	6.2	< 5.8	5.8	< 5.4	5.4	< 5.7	5.7	< 6.2	6.2	< 6.5	6.5	< 6.2	6.2	< 5.9	5.9		
Hexachlorobutadiene	ug/Kg				< 6.0	6.0	< 6.1	6.1	< 5.4	5.4	< 6.2	6.2	< 5.8	5.8	< 5.4	5.4	< 5.7	5.7	< 6.2	6.2	< 6.5	6.5	< 6.2	6.2	< 5.9	5.9		
Isopropylbenzene	ug/Kg				< 6.0	6.0	< 6.1	6.1	< 5.4	5.4	< 6.2	6.2	< 5.8	5.8	< 5.4	5.4	< 5.7	5.7	< 6.2	6.2	< 6.5	6.5	< 6.2	6.2	< 5.9	5.9		
m&p-Xylene	ug/Kg				< 6.0	6.0	< 6.1	6.1	< 5.4	5.4	< 6.2	6.2	< 5.8	5.8	< 5.4	5.4	< 5.7	5.7	< 6.2	6.2	< 6.5	6.5	< 6.2	6.2	< 5.9	5.9		
Methyl Ethyl Ketone	ug/Kg	100,000	120		< 30	30	< 30	30	< 27	27	< 31	31	< 29	29	< 27	27	< 29	29	< 31	31	< 32	32	< 31	31	< 29	29		
Methyl t-butyl ether (MTBE)	ug/Kg	100,000	930		< 12	12	< 12	12	< 11	11	< 12	12	< 12	12	< 11	11	< 11	11	< 12	12	< 13	13	< 12	12	< 12	12		
Methylene chloride	ug/Kg	100,000	50		< 12	12	< 12	12	< 11	11	< 12	12	< 12	12	< 11	11	< 11	11	< 12	12	< 13	13	< 12	12	< 12	12		
Naphthalene	ug/Kg	100,000	12,000		< 6.0	6.0	< 6.1	6.1	< 5.4	5.4	< 6.2	6.2	< 5.8	5.8	< 5.4	5.4	< 5.7	5.7	< 6.2	6.2	< 6.5	6.5	< 6.2	6.2	< 5.9	5.9		
n-Butylbenzene	ug/Kg	100,000	12,000		< 6.0	6.0	< 6.1	6.1	< 5.4	5.4	< 6.2	6.2	< 5.8	5.8	< 5.4	5.4	< 5.7	5.7	< 6.2	6.2	< 6.5	6.5	< 6.2	6.2	< 5.9	5.9		
n-Propylbenzene	ug/Kg	100,000	3,900		< 6.0	6.0	< 6.1	6.1	< 5.4	5.4	< 6.2	6.2	< 5.8	5.8	< 5.4	5.4	< 5.7	5.7	< 6.2	6.2	< 6.5	6.5	< 6.2	6.2	< 5.9	5.9		
o-Xylene	ug/Kg				< 6.0	6.0	< 6.1	6.1	< 5.4	5.4	< 6.2	6.2	< 5.8	5.8	< 5.4	5.4	< 5.7	5.7	< 6.2	6.2	< 6.5	6.5	< 6.2	6.2	< 5.9	5.9		
p-Isopropyltoluene	ug/Kg				< 6.0	6.0	< 6.1	6.1	< 5.4	5.4	< 6.2	6.2	< 5.8	5.8	< 5.4	5.4	< 5.7	5.7	< 6.2	6.2	< 6.5	6.5	< 6.2	6.2	< 5.9	5.9		
sec-Butylbenzene	ug/Kg	100,000	11,000		< 6.0	6.0	< 6.1	6.1	< 5.4	5.4	< 6.2	6.2	< 5.8	5.8	< 5.4	5.4	< 5.7	5.7	< 6.2	6.2	< 6.5	6.5	< 6.2	6.2	< 5.9	5.9		
Styrene	ug/Kg				< 6.0	6.0	< 6.1	6.1	< 5.4	5.4	< 6.2	6.2	< 5.8	5.8	< 5.4	5.4	< 5.7	5.7	< 6.2	6.2	< 6.5	6.5	< 6.2	6.2	< 5.9	5.9		
tert-Butylbenzene	ug/Kg	100,000	5,900		< 6.0	6.0	< 6.1	6.1	< 5.4	5.4	< 6.2	6.2	< 5.8	5.8	< 5.4	5.4	< 5.7	5.7	< 6.2	6.2	< 6.5	6.5	< 6.2	6.2	< 5.9	5.9		
Tetrachloroethene	ug/Kg	19,000	1,300		< 6.0	6.0	< 6.1	6.1	< 5.4	5.4	< 6.2	6.2	< 5.8	5.8	< 5.4	5.4	< 5.7	5.7	< 6.2	6.2	< 6.5	6.5	< 6.2	6.2	< 5.9	5.9		
Tetrahydrofuran (THF)	ug/Kg				< 12	12	< 12	12	< 11	11	< 12	12	< 12	12	< 11	11	< 11	11	< 12	12	< 13	13	< 12	12	< 12	12		
Toluene	ug/Kg	100,000	700		< 6.0	6.0	< 6.1	6.1	< 5.4	5.4	< 6.2	6.2	< 5.8	5.8	< 5.4	5.4	< 5.7	5.7	< 6.2	6.2	< 6.5	6.5	< 6.2	6.2	< 5.9	5.9		
Total Xylenes	ug/Kg	100,000	260		< 6.0	6.0	< 6.1	6.1	< 5.4	5.4	< 6.2	6.2	< 5.8	5.8	< 5.4	5.4	< 5.7	5.7	< 6.2	6.2	< 6.5	6.5	< 6.2	6.2	< 5.9	5.9		
trans-1,2-Dichloroethene	ug/Kg	100,000	190		< 6.0	6.0	< 6.1	6.1	< 5.4	5.4	< 6.2	6.2	< 5.8	5.8	< 5.4	5.4	< 5.7	5.7	< 6.2	6.2	< 6.5	6.5	< 6.2	6.2	< 5.9	5.9		
trans-1,3-Dichloropropene	ug/Kg				< 6.0	6.0	< 6.1	6.1	< 5.4	5.4	< 6.2	6.2	< 5.8	5.8	< 5.4	5.4	< 5.7	5.7	< 6.2	6.2	< 6.5	6.5	< 6.2	6.2	< 5.9	5.9		
trans-1,4-dichloro-2-butene	ug/Kg				< 12	12	< 12	12	< 11	11	< 12	12	< 12	12	< 11	11	< 11	11	< 12	12	< 13	13	< 12	12	< 12	12		
Trichloroethene	ug/Kg	21,000	470		7	6.0	< 6.1	6.1	< 5.4	5.4	< 6.2	6.2	220	200	< 5.4	5.4	12	5.7	12	6.2	160	130	< 6.2	6.2	< 5.9	5.9		
Trichlorofluoromethane	ug/Kg				< 6.0	6.0	< 6.1	6.1	< 5.4	5.4	< 6.2	6.2	< 5.8	5.8	< 5.4	5.4	< 5.7	5.7	< 6.2	6.2	< 6.5	6.5	< 6.2	6.2	< 5.9	5.9		
Trichlorotrifluoroethane	ug/Kg				< 6.0	6.0	< 6.1	6.1	< 5.4	5.4	< 6.2	6.2	< 5.8	5.8	< 5.4	5.4	< 5.7	5.7	< 6.2	6.2	< 6.5	6.5	< 6.2	6.2	< 5.9	5.9		
Vinyl chloride	ug/Kg	900	20		< 6.0	6.0	< 6.1	6.1	< 5.4	5.4	< 6.2	6.2	< 5.8	5.8	< 5.4	5.4	< 5.7	5.7	< 6.2	6.2	< 6.5	6.5	< 6.2	6.2	< 5.9	5.9		

Notes:

NY-ResRestrict - NYCRR Part 375 Restricted Use SCOs

NY-UnRestricted - NYCRR Part 375 Unrestricted Use SCOs

Yellow shaded results exceed Unrestricted Use SCOs

Unrestricted and Restricted Residential Use SCOs

< - Result not detected above the reporting limit

Table 2. Soil Analytical Results
297 Wallabout Street, Brooklyn, NY
OER Project # 19EH-A304K

Lab Sample Id Collection Date Client Id Matrix	NY-ResRestrict		NY-UnRestricted		CC69596 3/18/2019 SB-1 (0-2) Soil		CC69597 3/18/2019 SB-1 (10-12) Soil		CC69598 3/18/2019 SB-2 (0-2) Soil		CC69599 3/18/2019 SB-2 (10-12) Soil		CC69590 3/18/2019 SB-3 (0-2) Soil		CC69591 3/18/2019 SB-3 (10-12) Soil		CC69594 3/18/2019 SB-4 (0-2) Soil		CC69595 3/18/2019 SB-4 (10-12) Soil		CC69592 3/18/2019 SB-5 (0-2) Soil		CC69593 3/18/2019 SB-5 (10-12) Soil		CC69600 3/18/2019 DUP (190318) Soil			
	Units				Result	RL	Result	RL	Result	RL	Result	RL	Result	RL	Result	RL	Result	RL	Result	RL	Result	RL	Result	RL	Result	RL	Result	RL
Benzyl butyl phthalate	ug/Kg				< 280	280	< 280	280	< 250	250	< 270	270	< 270	270	< 250	250	< 260	260	< 290	290	< 260	260	< 280	280	< 280	280		
Bis(2-chloroethoxy)methane	ug/Kg				< 280	280	< 280	280	< 250	250	< 270	270	< 270	270	< 250	250	< 260	260	< 290	290	< 260	260	< 280	280	< 280	280		
Bis(2-chloroethyl)ether	ug/Kg				< 390	390	< 400	400	< 350	350	< 380	380	< 380	380	< 360	360	< 370	370	< 420	420	< 380	380	< 400	400	< 390	390		
Bis(2-chloroisopropyl)ether	ug/Kg				< 280	280	< 280	280	< 250	250	< 270	270	< 270	270	< 250	250	< 260	260	< 290	290	< 260	260	< 280	280	< 280	280		
Bis(2-ethylhexyl)phthalate	ug/Kg				< 280	280	< 280	280	< 250	250	< 270	270	< 270	270	< 250	250	< 260	260	< 290	290	< 260	260	< 280	280	< 280	280		
Carbazole	ug/Kg				< 390	390	< 400	400	< 350	350	< 380	380	< 380	380	< 360	360	< 370	370	< 420	420	< 380	380	< 400	400	< 390	390		
Chrysene	ug/Kg	3,900	1,000		500	280	< 280	280	450	250	< 270	270	< 270	270	< 250	250	800	260	< 290	290	2,400	260	< 280	280	< 280	280		
Dibenz(a,h)anthracene	ug/Kg	330	330		< 280	280	< 280	280	< 250	250	< 270	270	< 270	270	< 250	250	< 260	260	< 290	290	420	260	< 280	280	< 280	280		
Dibenzofuran	ug/Kg	59,000	7,000		< 280	280	< 280	280	< 250	250	< 270	270	< 270	270	< 250	250	< 260	260	< 290	290	< 260	260	< 280	280	< 280	280		
Diethyl phthalate	ug/Kg				< 280	280	< 280	280	< 250	250	< 270	270	< 270	270	< 250	250	< 260	260	< 290	290	< 260	260	< 280	280	< 280	280		
Dimethylphthalate	ug/Kg				< 280	280	< 280	280	< 250	250	< 270	270	< 270	270	< 250	250	< 260	260	< 290	290	< 260	260	< 280	280	< 280	280		
Di-n-butylphthalate	ug/Kg				< 390	390	< 400	400	< 350	350	< 380	380	< 380	380	< 360	360	< 370	370	< 420	420	< 380	380	< 400	400	< 390	390		
Di-n-octylphthalate	ug/Kg				< 280	280	< 280	280	< 250	250	< 270	270	< 270	270	< 250	250	< 260	260	< 290	290	< 260	260	< 280	280	< 280	280		
Fluoranthene	ug/Kg	100,000	100,000		670	280	< 280	280	900	250	< 270	270	< 270	270	< 250	250	1,300	260	< 290	290	3,600	260	< 280	280	< 280	280		
Fluorene	ug/Kg	100,000	30,000		< 280	280	< 280	280	< 250	250	< 270	270	< 270	270	< 250	250	< 260	260	< 290	290	< 260	260	< 280	280	< 280	280		
Hexachlorobenzene	ug/Kg	1,200			< 280	280	< 280	280	< 250	250	< 270	270	< 270	270	< 250	250	< 260	260	< 290	290	< 260	260	< 280	280	< 280	280		
Hexachlorobutadiene	ug/Kg				< 280	280	< 280	280	< 250	250	< 270	270	< 270	270	< 250	250	< 260	260	< 290	290	< 260	260	< 280	280	< 280	280		
Hexachlorocyclopentadiene	ug/Kg				< 280	280	< 280	280	< 250	250	< 270	270	< 270	270	< 250	250	< 260	260	< 290	290	< 260	260	< 280	280	< 280	280		
Hexachloroethane	ug/Kg				< 280	280	< 280	280	< 250	250	< 270	270	< 270	270	< 250	250	< 260	260	< 290	290	< 260	260	< 280	280	< 280	280		
Indeno(1,2,3-cd)pyrene	ug/Kg	500	500		< 280	280	< 280	280	< 250	250	< 270	270	< 270	270	< 250	250	390	260	< 290	290	1,200	260	< 280	280	< 280	280		
Isophorone	ug/Kg				< 280	280	< 280	280	< 250	250	< 270	270	< 270	270	< 250	250	< 260	260	< 290	290	< 380	380	< 280	280	< 280	280		
Naphthalene	ug/Kg	100,000	12,000		< 280	280	< 280	280	< 250	250	< 270	270	< 270	270	< 250	250	< 260	260	< 290	290	< 260	260	< 280	280	< 280	280		
Nitrobenzene	ug/Kg				< 280	280	< 280	280	< 250	250	< 270	270	< 270	270	< 250	250	< 260	260	< 290	290	< 260	260	< 280	280	< 280	280		
N-Nitrosodimethylamine	ug/Kg				< 390	390	< 400	400	< 350	350	< 380	380	< 380	380	< 360	360	< 370	370	< 420	420	< 380	380	< 400	400	< 390	390		
N-Nitrosodi-n-propylamine	ug/Kg				< 280	280	< 280	280	< 250	250	< 270	270	< 270	270	< 250	250	< 260	260	< 290	290	< 260	260	< 280	280	< 280	280		
N-Nitrosodiphenylamine	ug/Kg				< 390	390	< 400	400	< 350	350	< 380	380	< 380	380	< 360	360	< 370	370	< 420	420	< 380	380	< 400	400	< 390	390		
Pentachloronitrobenzene	ug/Kg				< 390	390	< 400	400	< 350	350	< 380	380	< 380	380	< 360	360	< 370	370	< 420	420	< 380	380	< 400	400	< 390	390		
Pentachlorophenol	ug/Kg	6,700	800		< 390	390	< 400	400	< 350	350	< 380	380	< 380	380	< 360	360	< 370	370	< 420	420	< 380	380	< 400	400	< 390	390		
Phenanthrene	ug/Kg	100,000	100,000		770	280	< 280	280	1,200	250	< 270	270	< 270	270	< 250	250	1,100	260	< 290	290	3,100	260	< 280	280	< 280	280		
Phenol	ug/Kg	100,000	330		< 280	280	< 280	280	< 250	250	< 270	270	< 270	270	< 250	250	< 260	260	< 290	290	< 260	260	< 280	280	< 280	280		
Pyrene	ug/Kg	100,000	100,000		650	280	< 280	280	870	250	< 270	270	< 270	270	< 250	250	1,300	260	< 290	290	3,500	260	< 280	280	< 280	280		
Pyridine	ug/Kg				< 390	390	< 400	400	< 350	350	< 380	380	< 380	380	< 360	360	< 370	370	< 420	420	< 380	380	< 400	400	< 390	390		
Pesticides - Soil by SW8081B																												
4,4'-DDD	ug/Kg	13,000	3.3	8.8	2.4	< 2.4	2.4	< 2.2	2.2	< 2.3	2.3	< 2.3	2.3	< 2.1	2.1	< 2.2	2.2	< 2.5	2.5	33	2.3	< 2.4	2.4	< 2.3	2.3			
4,4'-DDE	ug/Kg	8,900	3.3	12	2.4	< 2.4	2.4	< 2.2	2.2	< 2.3	2.3	< 2.3	2.3	< 2.1	2.1	< 2.2	2.2	< 2.5	2.5	< 2.3	2.3	< 2.4	2.4	< 2.3	2.3			
4,4'-DDT	ug/Kg	7,900	3.3	60	2.4	< 2.4	2.4	8.4	2.2	< 2.3	2.3	< 2.3	2.3	< 2.1	2.1	< 2.2	2.2	< 2.5	2.5	14	2.3	< 2.4	2.4	< 2.3	2.3			
a-BHC	ug/Kg	480	20	< 8.1	8.1	< 7.9	7.9	< 7.3	7.3	< 7.6	7.6	< 7.6	7.6	< 7.1	7.1	< 7.3	7.3	< 8.3	8.3	< 7.6	7.6	< 8.0	8.0	< 7.8	7.8			
a-Chlordane	ug/Kg	4,200	94	< 4.0	4.0	< 3.9	3.9	< 3.6	3.6	< 3.8	3.8	< 3.8	3.8	< 3.6	3.6	< 3.6	3.6	< 4.2	4.2	15	3.8	< 4.0	4.0	< 3.9	3.9			
Aldrin	ug/Kg	97	5	< 4.0	4.0	< 3.9	3.9	< 3.6	3.6	< 3.8	3.8	< 3.8	3.8	< 3.6	3.6	< 3.6	3.6	< 4.2	4.2	< 3.8	3.8	< 4.0	4.0	< 3.9	3.9			
b-BHC	ug/Kg	360	36	< 8.1	8.1	< 7.9	7.9	< 7.3	7.3	< 7.6	7.6	< 7.6	7.6	< 7.1	7.1	< 7.3	7.3	< 8.3	8.3	< 7.6	7.6	< 8.0	8.0	< 7.8	7.8			
Chlordane	ug/Kg				82	40	< 39	39	< 36	36	< 38	38	< 38	38	< 36	36	< 36	36	< 42	42	86	38	< 40	40	< 39	39		
d-BHC	ug/Kg	100,000	40	< 8.1	8.1	< 7.9	7.9	< 7.3	7.3	< 7.6	7.6	< 7.6	7.6	< 7.1	7.1	< 7.3	7.3	< 8.3	8.3	< 7.6	7.6	< 8.0	8.0	< 7.8	7.8			

Notes:

NY-ResRestrict - NYCRR Part 375 Restricted Use SCOs

NY-UnRestricted - NYCRR Part 375 Unrestricted Use SCOs

Yellow shaded results exceed Unrestricted Use SCOs

Red shaded results exceed both

Unrestricted and Restricted Residential

< - Result not detected above the reporting limit

Table 2. Soil Analytical Results
 297 Wallabout Street, Brooklyn, NY
 OER Project # 19EH-A304K

Lab Sample Id Collection Date Client Id Matrix	NY-ResRestrict		NY-UnRestricted	CC69596 3/18/2019 SB-1 (0-2) Soil		CC69597 3/18/2019 SB-1 (10-12) Soil		CC69598 3/18/2019 SB-2 (0-2) Soil		CC69599 3/18/2019 SB-2 (10-12) Soil		CC69590 3/18/2019 SB-3 (0-2) Soil		CC69591 3/18/2019 SB-3 (10-12) Soil		CC69594 3/18/2019 SB-4 (0-2) Soil		CC69595 3/18/2019 SB-4 (10-12) Soil		CC69592 3/18/2019 SB-5 (0-2) Soil		CC69593 3/18/2019 SB-5 (10-12) Soil		CC69600 3/18/2019 DUP (190318) Soil	
	Units			Result	RL	Result	RL	Result	RL	Result	RL	Result	RL	Result	RL	Result	RL	Result	RL	Result	RL	Result	RL	Result	RL
	Dieldrin	ug/Kg	200	5	5.6	4.0	< 3.9	3.9	< 3.6	3.6	< 3.8	3.8	< 3.8	3.8	< 3.6	3.6	< 3.6	3.6	< 4.2	4.2	14	3.8	< 4.0	4.0	< 3.9
Endosulfan I	ug/Kg	24,000	2,400	< 8.1	8.1	< 7.9	7.9	< 7.3	7.3	< 7.6	7.6	< 7.6	7.6	< 7.1	7.1	< 7.3	7.3	< 8.3	8.3	< 7.6	7.6	< 8.0	8.0	< 7.8	7.8
Endosulfan II	ug/Kg	24,000	2,400	< 8.1	8.1	< 7.9	7.9	< 7.3	7.3	< 7.6	7.6	< 7.6	7.6	< 7.1	7.1	< 7.3	7.3	< 8.3	8.3	< 7.6	7.6	< 8.0	8.0	< 7.8	7.8
Endosulfan sulfate	ug/Kg	24,000	2,400	< 8.1	8.1	< 7.9	7.9	< 7.3	7.3	< 7.6	7.6	< 7.6	7.6	< 7.1	7.1	< 7.3	7.3	< 8.3	8.3	< 7.6	7.6	< 8.0	8.0	< 7.8	7.8
Endrin	ug/Kg	11,000	14	< 8.1	8.1	< 7.9	7.9	< 7.3	7.3	< 7.6	7.6	< 7.6	7.6	< 7.1	7.1	< 7.3	7.3	< 8.3	8.3	< 7.6	7.6	< 8.0	8.0	< 7.8	7.8
Endrin aldehyde	ug/Kg			< 8.1	8.1	< 7.9	7.9	< 7.3	7.3	< 7.6	7.6	< 7.6	7.6	< 7.1	7.1	< 7.3	7.3	< 8.3	8.3	< 7.6	7.6	< 8.0	8.0	< 7.8	7.8
Endrin ketone	ug/Kg			< 8.1	8.1	< 7.9	7.9	< 7.3	7.3	< 7.6	7.6	< 7.6	7.6	< 7.1	7.1	< 7.3	7.3	< 8.3	8.3	< 7.6	7.6	< 8.0	8.0	< 7.8	7.8
g-BHC	ug/Kg	1,300	100	< 1.6	1.6	< 1.6	1.6	< 1.5	1.5	< 1.5	1.5	< 1.5	1.5	< 1.4	1.4	< 1.5	1.5	< 1.7	1.7	< 1.5	1.5	< 1.6	1.6	< 1.6	1.6
g-Chlordane	ug/Kg			14	4.0	< 3.9	3.9	< 3.6	3.6	< 3.8	3.8	< 3.8	3.8	< 3.6	3.6	< 3.6	3.6	< 4.2	4.2	14	3.8	< 4.0	4.0	< 3.9	3.9
Heptachlor	ug/Kg	2,100	42	< 8.1	8.1	< 7.9	7.9	< 7.3	7.3	< 7.6	7.6	< 7.6	7.6	< 7.1	7.1	< 7.3	7.3	< 8.3	8.3	< 7.6	7.6	< 8.0	8.0	< 7.8	7.8
Heptachlor epoxide	ug/Kg			< 8.1	8.1	< 7.9	7.9	< 7.3	7.3	< 7.6	7.6	< 7.6	7.6	< 7.1	7.1	< 7.3	7.3	< 8.3	8.3	< 7.6	7.6	< 8.0	8.0	< 7.8	7.8
Methoxychlor	ug/Kg			< 40	40	< 39	39	< 36	36	< 38	38	< 38	38	< 36	36	< 36	36	< 42	42	< 38	38	< 40	40	< 39	39
Toxaphene	ug/Kg			< 160	160	< 160	160	< 150	150	< 150	150	< 150	150	< 140	140	< 150	150	< 170	170	< 150	150	< 160	160	< 160	160

Notes:
 NY-ResRestrict - NYCRR Part 375 Restricted Use SCOs
 NY-UnRestricted - NYCRR Part 375 Unrestricted Use SCOs
Yellow shaded results exceed Unrestricted Use SCOs
Red shaded results exceed both Unrestricted and Restricted Residential Use SCOs
 < - Result not detected above the reporting limit

Table 3. Groundwater Analytical Results

297 Wallabout Street, Brooklyn, NY

OER Project # 19EH-A304K

Lab Sample Id Collection Date Client Id Matrix Units			CC69573 3/18/2019 TW-1 Ground Water		CC69572 3/18/2019 TW-2 Ground Water		CC69571 3/18/2019 TW-3 Ground Water	
NY-AWQS			Result	RL	Result	RL	Result	RL
Metals, Total								
Aluminum	mg/L	0.1	12	0.010	9.96	0.010	4.61	0.010
Antimony	mg/L	0.003	0.005	0.003	< 0.003	0.003	0.011	0.003
Arsenic	mg/L	0.025	0.013	0.004	< 0.004	0.004	0.008	0.004
Barium	mg/L	1	0.126	0.002	0.078	0.002	0.136	0.002
Beryllium	mg/L	0.003	< 0.001	0.001	< 0.001	0.001	< 0.001	0.001
Cadmium	mg/L	0.005	0.001	0.001	< 0.001	0.001	< 0.001	0.001
Calcium	mg/L		376	0.10	74.5	0.010	194	0.10
Chromium	mg/L	0.05	0.034	0.001	0.041	0.001	0.025	0.001
Cobalt	mg/L		0.007	0.002	0.006	0.002	0.02	0.002
Copper	mg/L	0.2	0.024	0.005	0.017	0.005	0.036	0.005
Iron	mg/L	0.3	23.2	0.010	10.1	0.010	35.6	0.010
Lead	mg/L	0.025	0.016	0.002	0.005	0.002	0.005	0.002
Magnesium	mg/L	35	53.5	0.010	7.36	0.010	12.1	0.010
Manganese	mg/L	0.3	0.158	0.001	1.88	0.001	2.67	0.010
Mercury	mg/L	0.0007	< 0.0002	0.0002	< 0.0002	0.0002	< 0.0002	0.0002
Nickel	mg/L	0.1	0.02	0.001	0.04	0.001	0.069	0.001
Potassium	mg/L		21.8	0.1	7.5	0.1	14.5	0.1
Selenium	mg/L	0.01	< 0.010	0.010	< 0.010	0.010	< 0.010	0.010
Silver	mg/L	0.05	< 0.001	0.001	< 0.001	0.001	< 0.002	0.002
Sodium	mg/L	20	53.3	1.0	59.5	1.0	55.2	1.0
Thallium	mg/L	0.0005	< 0.0005	0.0005	< 0.0005	0.0005	< 0.0005	0.0005
Vanadium	mg/L		0.032	0.002	0.027	0.002	0.013	0.002
Zinc	mg/L	5	0.119	0.004	0.025	0.004	0.016	0.004
Metals, Dissolved								
Aluminum (Dissolved)	mg/L	0.1	0.089	0.011	0.045	0.011	0.072	0.011
Antimony (Dissolved)	mg/L	0.003	< 0.003	0.003	< 0.003	0.003	< 0.003	0.003
Arsenic (Dissolved)	mg/L	0.025	< 0.004	0.004	< 0.004	0.004	< 0.004	0.004
Barium (Dissolved)	mg/L	1	0.055	0.002	0.029	0.002	0.092	0.002
Beryllium (Dissolved)	mg/L	0.003	< 0.001	0.001	< 0.001	0.001	< 0.001	0.001
Cadmium (Dissolved)	mg/L	0.005	< 0.001	0.001	< 0.001	0.001	< 0.001	0.001
Calcium (Dissolved)	mg/L		330	0.11	68.8	0.01	171	0.11
Chromium (Dissolved)	mg/L	0.05	0.003	0.001	< 0.001	0.001	< 0.001	0.001
Cobalt (Dissolved)	mg/L		< 0.001	0.001	< 0.001	0.001	0.015	0.001
Copper (Dissolved)	mg/L	0.2	0.005	0.005	< 0.005	0.005	< 0.005	0.005
Thallium (Dissolved)	mg/L	0.0005	< 0.0005	0.0005	< 0.0005	0.0005	< 0.0005	0.0005
Iron (Dissolved)	mg/L	0.3	< 0.011	0.011	< 0.011	0.011	9.72	0.011
Lead (Dissolved)	mg/L	0.025	0.006	0.002	< 0.002	0.002	< 0.002	0.002
Magnesium (Dissolved)	mg/L	35	52.6	0.01	5.92	0.01	11.3	0.01
Manganese (Dissolved)	mg/L	0.3	0.04	0.001	1.65	0.001	2.38	0.011
Mercury (Dissolved)	mg/L	0.0007	< 0.0002	0.0002	< 0.0002	0.0002	< 0.0002	0.0002
Nickel (Dissolved)	mg/L	0.1	0.003	0.001	0.014	0.001	0.044	0.001
Potassium (Dissolved)	mg/L		18.8	0.1	5.6	0.1	12.7	0.1
Selenium (Dissolved)	mg/L	0.01	< 0.01	0.01	< 0.01	0.01	< 0.01	0.01
Silver (Dissolved)	mg/L	0.05	< 0.001	0.001	< 0.001	0.001	< 0.001	0.001
Sodium (Dissolved)	mg/L	20	53.3	1.1	65	1.1	58.4	1.1
Vanadium (Dissolved)	mg/L		< 0.002	0.002	< 0.002	0.002	< 0.002	0.002
Zinc (Dissolved)	mg/L	5	0.007	0.002	< 0.002	0.002	< 0.002	0.002
PCBs By SW8082A								
PCB-1016	ug/L	0.09	< 0.047	0.047	< 0.047	0.047	< 0.047	0.047
PCB-1221	ug/L	0.09	< 0.047	0.047	< 0.047	0.047	< 0.047	0.047

Notes:

NY-AWQS: New York TOGS 111 Ambient Water Quality Standards

Red shaded results exceed the NY-AWQS

< - Result not detected above the reporting limit

Table 3. Groundwater Analytical Results

297 Wallabout Street, Brooklyn, NY
OER Project # 19EH-A304K

Lab Sample Id Collection Date Client Id Matrix			CC69573 3/18/2019 TW-1 Ground Water		CC69572 3/18/2019 TW-2 Ground Water		CC69571 3/18/2019 TW-3 Ground Water	
Units	NY-AWQS	Result	RL	Result	RL	Result	RL	
PCB-1232	ug/L	0.09	< 0.047	0.047	< 0.047	0.047	< 0.047	0.047
PCB-1242	ug/L	0.09	< 0.047	0.047	< 0.047	0.047	< 0.047	0.047
PCB-1248	ug/L	0.09	< 0.047	0.047	< 0.047	0.047	< 0.047	0.047
PCB-1254	ug/L	0.09	< 0.047	0.047	< 0.047	0.047	< 0.047	0.047
PCB-1260	ug/L	0.09	< 0.047	0.047	< 0.047	0.047	< 0.047	0.047
PCB-1262	ug/L		< 0.047	0.047	< 0.047	0.047	< 0.047	0.047
PCB-1268	ug/L		< 0.047	0.047	< 0.047	0.047	< 0.047	0.047
Volatiles By SW8260C								
1,1,1,2-Tetrachloroethane	ug/L	5	< 1.0	1.0	< 1.0	1.0	< 1.0	1.0
1,1,1-Trichloroethane	ug/L	5	< 1.0	1.0	< 1.0	1.0	< 1.0	1.0
1,1,2,2-Tetrachloroethane	ug/L	5	< 0.50	0.50	< 0.50	0.50	< 0.50	0.50
1,1,2-Trichloroethane	ug/L	1	< 1.0	1.0	< 1.0	1.0	< 1.0	1.0
1,1-Dichloroethane	ug/L	5	< 1.0	1.0	< 1.0	1.0	< 1.0	1.0
1,1-Dichloroethene	ug/L	5	< 1.0	1.0	< 1.0	1.0	< 1.0	1.0
1,1-Dichloropropene	ug/L	5	< 1.0	1.0	< 1.0	1.0	< 1.0	1.0
1,2,3-Trichlorobenzene	ug/L		< 1.0	1.0	< 1.0	1.0	< 1.0	1.0
1,2,3-Trichloropropane	ug/L	0.04	< 1.0	1.0	< 1.0	1.0	< 1.0	1.0
1,2,4-Trichlorobenzene	ug/L		< 1.0	1.0	< 1.0	1.0	< 1.0	1.0
1,2,4-Trimethylbenzene	ug/L	5	< 1.0	1.0	< 1.0	1.0	< 1.0	1.0
1,2-Dibromo-3-chloropropane	ug/L	0.04	< 1.0	1.0	< 1.0	1.0	< 1.0	1.0
1,2-Dibromoethane	ug/L	0.0006	< 1.0	1.0	< 1.0	1.0	< 1.0	1.0
1,2-Dichlorobenzene	ug/L		< 1.0	1.0	< 1.0	1.0	< 1.0	1.0
1,2-Dichloroethane	ug/L	0.6	< 0.60	0.60	< 0.60	0.60	< 0.60	0.60
1,2-Dichloropropane	ug/L	1	< 1.0	1.0	< 1.0	1.0	< 1.0	1.0
1,3,5-Trimethylbenzene	ug/L	5	< 1.0	1.0	< 1.0	1.0	< 1.0	1.0
1,3-Dichlorobenzene	ug/L	3	< 1.0	1.0	< 1.0	1.0	< 1.0	1.0
1,3-Dichloropropane	ug/L	5	< 1.0	1.0	< 1.0	1.0	< 1.0	1.0
1,4-Dichlorobenzene	ug/L		< 1.0	1.0	< 1.0	1.0	< 1.0	1.0
2,2-Dichloropropane	ug/L	5	< 1.0	1.0	< 1.0	1.0	< 1.0	1.0
2-Chlorotoluene	ug/L	5	< 1.0	1.0	< 1.0	1.0	< 1.0	1.0
2-Hexanone	ug/L	50	< 5.0	5.0	< 5.0	5.0	< 5.0	5.0
2-Isopropyltoluene	ug/L	5	< 1.0	1.0	< 1.0	1.0	< 1.0	1.0
4-Chlorotoluene	ug/L	5	< 1.0	1.0	< 1.0	1.0	< 1.0	1.0
4-Methyl-2-pentanone	ug/L		< 5.0	5.0	< 5.0	5.0	< 5.0	5.0
Acetone	ug/L	50	< 25	25	< 25	25	< 25	25
Acrylonitrile	ug/L	5	< 1.0	1.0	< 1.0	1.0	< 1.0	1.0
Benzene	ug/L	1	< 0.70	0.70	< 0.70	0.70	< 0.70	0.70
Bromobenzene	ug/L	5	< 1.0	1.0	< 1.0	1.0	< 1.0	1.0
Bromochloromethane	ug/L	5	< 1.0	1.0	< 1.0	1.0	< 1.0	1.0
Bromodichloromethane	ug/L	50	< 0.50	0.50	< 0.50	0.50	< 0.50	0.50
Bromoform	ug/L	50	< 1.0	1.0	< 1.0	1.0	< 1.0	1.0
Bromomethane	ug/L	5	< 1.0	1.0	< 1.0	1.0	< 1.0	1.0
Carbon Disulfide	ug/L		< 5.0	5.0	< 5.0	5.0	< 5.0	5.0
Carbon tetrachloride	ug/L	5	< 1.0	1.0	< 1.0	1.0	< 1.0	1.0
Chlorobenzene	ug/L	5	< 1.0	1.0	< 1.0	1.0	< 1.0	1.0
Chloroethane	ug/L	5	< 1.0	1.0	< 1.0	1.0	< 1.0	1.0
Chloroform	ug/L	7	< 1.0	1.0	< 1.0	1.0	< 1.0	1.0
Chloromethane	ug/L	5	< 1.0	1.0	< 1.0	1.0	< 1.0	1.0
cis-1,2-Dichloroethene	ug/L	5	< 1.0	1.0	11	1.0	7.6	1.0
cis-1,3-Dichloropropene	ug/L	0.4	< 0.40	0.40	< 0.40	0.40	< 0.40	0.40
Dibromochloromethane	ug/L	50	< 0.50	0.50	< 0.50	0.50	< 0.50	0.50

Notes:

NY-AWQS: New York TOGS 111 Ambient Water Quality Standards

Red shaded results exceed the NY-AWQS

< - Result not detected above the reporting limit

Table 3. Groundwater Analytical Results
 297 Wallabout Street, Brooklyn, NY
 OER Project # 19EH-A304K

Lab Sample Id Collection Date Client Id Matrix			CC69573 3/18/2019 TW-1 Ground Water		CC69572 3/18/2019 TW-2 Ground Water		CC69571 3/18/2019 TW-3 Ground Water	
Units	NY-AWQS	Result	RL	Result	RL	Result	RL	
Dibromomethane	ug/L	5	< 1.0	1.0	< 1.0	1.0	< 1.0	1.0
Dichlorodifluoromethane	ug/L	5	< 1.0	1.0	< 1.0	1.0	< 1.0	1.0
Ethylbenzene	ug/L	5	< 1.0	1.0	< 1.0	1.0	< 1.0	1.0
Hexachlorobutadiene	ug/L	0.5	< 0.40	0.40	< 0.40	0.40	< 0.40	0.40
Isopropylbenzene	ug/L	5	< 1.0	1.0	< 1.0	1.0	< 1.0	1.0
m&p-Xylene	ug/L		< 1.0	1.0	< 1.0	1.0	< 1.0	1.0
Methyl ethyl ketone	ug/L	50	< 5.0	5.0	< 5.0	5.0	< 5.0	5.0
Methyl t-butyl ether (MTBE)	ug/L		< 1.0	1.0	< 1.0	1.0	< 1.0	1.0
Methylene chloride	ug/L	5	< 1.0	1.0	< 1.0	1.0	< 1.0	1.0
Naphthalene	ug/L	10	< 1.0	1.0	< 1.0	1.0	< 1.0	1.0
n-Butylbenzene	ug/L	5	< 1.0	1.0	< 1.0	1.0	< 1.0	1.0
n-Propylbenzene	ug/L	5	< 1.0	1.0	< 1.0	1.0	< 1.0	1.0
o-Xylene	ug/L	5	< 1.0	1.0	< 1.0	1.0	< 1.0	1.0
p-Isopropyltoluene	ug/L	5	< 1.0	1.0	< 1.0	1.0	< 1.0	1.0
sec-Butylbenzene	ug/L	5	< 1.0	1.0	< 1.0	1.0	< 1.0	1.0
Styrene	ug/L	5	< 1.0	1.0	< 1.0	1.0	< 1.0	1.0
tert-Butylbenzene	ug/L	5	< 1.0	1.0	< 1.0	1.0	< 1.0	1.0
Tetrachloroethene	ug/L	5	< 1.0	1.0	< 1.0	1.0	< 1.0	1.0
Tetrahydrofuran (THF)	ug/L	50	< 2.5	2.5	< 2.5	2.5	< 2.5	2.5
Toluene	ug/L	5	< 1.0	1.0	< 1.0	1.0	< 1.0	1.0
Total Xylenes	ug/L	5	< 1.0	1.0	< 1.0	1.0	< 1.0	1.0
trans-1,2-Dichloroethene	ug/L	5	< 1.0	1.0	< 1.0	1.0	< 1.0	1.0
trans-1,3-Dichloropropene	ug/L	0.4	< 0.40	0.40	< 0.40	0.40	< 0.40	0.40
trans-1,4-dichloro-2-butene	ug/L	5	< 5.0	5.0	< 5.0	5.0	< 5.0	5.0
Trichloroethene	ug/L	5	< 1.0	1.0	6.5	1.0	2.6	1.0
Trichlorofluoromethane	ug/L	5	< 1.0	1.0	< 1.0	1.0	< 1.0	1.0
Trichlorotrifluoroethane	ug/L	5	< 1.0	1.0	< 1.0	1.0	< 1.0	1.0
Vinyl chloride	ug/L	2	< 1.0	1.0	4.2	1.0	6.2	1.0
Semivolatiles By SW8270D								
1,2,4,5-Tetrachlorobenzene	ug/L		< 3.3	3.3	< 3.3	3.3	< 3.3	3.3
1,2,4-Trichlorobenzene	ug/L		< 4.7	4.7	< 4.7	4.7	< 4.7	4.7
1,2-Dichlorobenzene	ug/L		< 2.4	2.4	< 2.4	2.4	< 2.4	2.4
1,2-Diphenylhydrazine	ug/L		< 4.7	4.7	< 4.7	4.7	< 4.7	4.7
1,3-Dichlorobenzene	ug/L	3	< 2.4	2.4	< 2.4	2.4	< 2.4	2.4
1,4-Dichlorobenzene	ug/L		< 2.4	2.4	< 2.4	2.4	< 2.4	2.4
2,4,5-Trichlorophenol	ug/L	1	< 0.94	0.94	< 0.94	0.94	< 0.94	0.94
2,4,6-Trichlorophenol	ug/L	1	< 0.94	0.94	< 0.94	0.94	< 0.94	0.94
2,4-Dichlorophenol	ug/L	5	< 0.94	0.94	< 0.94	0.94	< 0.94	0.94
2,4-Dimethylphenol	ug/L	1	< 0.94	0.94	< 0.94	0.94	< 0.94	0.94
2,4-Dinitrophenol	ug/L	5	< 0.94	0.94	< 0.94	0.94	< 0.94	0.94
2,4-Dinitrotoluene	ug/L	5	< 4.7	4.7	< 4.7	4.7	< 4.7	4.7
2,6-Dinitrotoluene	ug/L	5	< 4.7	4.7	< 4.7	4.7	< 4.7	4.7
2-Chloronaphthalene	ug/L	10	< 4.7	4.7	< 4.7	4.7	< 4.7	4.7
2-Chlorophenol	ug/L	1	< 0.94	0.94	< 0.94	0.94	< 0.94	0.94
2-Methylphenol (o-cresol)	ug/L	1	< 0.94	0.94	< 0.94	0.94	< 0.94	0.94
2-Nitroaniline	ug/L	5	< 4.7	4.7	< 4.7	4.7	< 4.7	4.7
2-Nitrophenol	ug/L	1	< 0.94	0.94	< 0.94	0.94	< 0.94	0.94
3&4-Methylphenol (m&p-cresol)	ug/L		< 9.4	9.4	< 9.4	9.4	< 9.4	9.4
3,3'-Dichlorobenzidine	ug/L	5	< 4.7	4.7	< 4.7	4.7	< 4.7	4.7
3-Nitroaniline	ug/L	5	< 4.7	4.7	< 4.7	4.7	< 4.7	4.7
4,6-Dinitro-2-methylphenol	ug/L	1	< 0.94	0.94	< 0.94	0.94	< 0.94	0.94

Notes:

NY-AWQS: New York TOGS 111 Ambient Water Quality Standards

Red shaded results exceed the NY-AWQS

< - Result not detected above the reporting limit

Table 3. Groundwater Analytical Results

297 Wallabout Street, Brooklyn, NY
OER Project # 19EH-A304K

Lab Sample Id Collection Date Client Id Matrix			CC69573 3/18/2019 TW-1 Ground Water		CC69572 3/18/2019 TW-2 Ground Water		CC69571 3/18/2019 TW-3 Ground Water	
Units	NY-AWQS	Result	RL	Result	RL	Result	RL	
4-Bromophenyl phenyl ether	ug/L	< 4.7	4.7	< 4.7	4.7	< 4.7	4.7	
4-Chloro-3-methylphenol	ug/L	1	0.94	< 0.94	0.94	< 0.94	0.94	
4-Chloroaniline	ug/L	5	4.7	< 4.7	4.7	< 4.7	4.7	
4-Chlorophenyl phenyl ether	ug/L		0.94	< 0.94	0.94	< 0.94	0.94	
4-Nitroaniline	ug/L	5	4.7	< 4.7	4.7	< 4.7	4.7	
4-Nitrophenol	ug/L	1	0.94	< 0.94	0.94	< 0.94	0.94	
Acetophenone	ug/L		4.7	< 4.7	4.7	< 4.7	4.7	
Aniline	ug/L	5	4.7	< 4.7	4.7	< 4.7	4.7	
Benzidine	ug/L	5	4.7	< 4.7	4.7	< 4.7	4.7	
Benzoic acid	ug/L		47	< 47	47	< 47	47	
Benzyl butyl phthalate	ug/L	50	4.7	< 4.7	4.7	< 4.7	4.7	
Bis(2-chloroethoxy)methane	ug/L	5	4.7	< 4.7	4.7	< 4.7	4.7	
Bis(2-chloroethyl)ether	ug/L	1	0.94	< 0.94	0.94	< 0.94	0.94	
Bis(2-chloroisopropyl)ether	ug/L		4.7	< 4.7	4.7	< 4.7	4.7	
Bis(2-ethylhexyl)phthalate	ug/L	5	0.94	< 0.94	0.94	< 0.94	0.94	
Carbazole	ug/L		4.7	< 4.7	4.7	< 4.7	4.7	
Dibenzofuran	ug/L		4.7	< 4.7	4.7	< 4.7	4.7	
Diethyl phthalate	ug/L	50	4.7	< 4.7	4.7	< 4.7	4.7	
Dimethylphthalate	ug/L	50	4.7	< 4.7	4.7	< 4.7	4.7	
Di-n-butylphthalate	ug/L	50	4.7	< 4.7	4.7	< 4.7	4.7	
Di-n-octylphthalate	ug/L	50	4.7	< 4.7	4.7	< 4.7	4.7	
Hexachloroethane	ug/L	5	0.94	< 0.94	0.94	< 0.94	0.94	
Isophorone	ug/L	50	4.7	< 4.7	4.7	< 4.7	4.7	
N-Nitrosodi-n-propylamine	ug/L		4.7	< 4.7	4.7	< 4.7	4.7	
N-Nitrosodiphenylamine	ug/L	50	4.7	< 4.7	4.7	< 4.7	4.7	
Pentachloronitrobenzene	ug/L		2.4	< 2.4	2.4	< 2.4	2.4	
Phenol	ug/L	1	0.94	< 0.94	0.94	< 0.94	0.94	
Semivolatiles (SIM) By SW8270D (SIM)								
2-Methylnaphthalene	ug/L		0.47	< 0.47	0.47	< 0.47	0.47	
Acenaphthene	ug/L	20	0.47	< 0.47	0.47	< 0.47	0.47	
Acenaphthylene	ug/L		0.47	< 0.47	0.47	< 0.47	0.47	
Anthracene	ug/L	50	0.47	< 0.47	0.47	< 0.47	0.47	
Benz(a)anthracene	ug/L	0.002	0.03	< 0.02	0.02	< 0.02	0.02	
Benzo(a)pyrene	ug/L		0.02	< 0.02	0.02	< 0.02	0.02	
Benzo(b)fluoranthene	ug/L	0.002	0.02	< 0.02	0.02	< 0.02	0.02	
Benzo(ghi)perylene	ug/L		0.47	< 0.47	0.47	< 0.47	0.47	
Benzo(k)fluoranthene	ug/L	0.002	0.02	< 0.02	0.02	< 0.02	0.02	
Chrysene	ug/L	0.002	0.03	< 0.02	0.02	< 0.02	0.02	
Dibenz(a,h)anthracene	ug/L		0.47	< 0.47	0.47	< 0.47	0.47	
Fluoranthene	ug/L	50	0.47	< 0.47	0.47	< 0.47	0.47	
Fluorene	ug/L	50	0.47	< 0.47	0.47	< 0.47	0.47	
Hexachlorobenzene	ug/L	0.04	0.04	< 0.04	0.04	< 0.04	0.04	
Hexachlorobutadiene	ug/L	0.5	0.47	< 0.47	0.47	< 0.47	0.47	
Hexachlorocyclopentadiene	ug/L	5	0.47	< 0.47	0.47	< 0.47	0.47	
Indeno(1,2,3-cd)pyrene	ug/L	0.002	0.02	< 0.02	0.02	< 0.02	0.02	
Naphthalene	ug/L	10	0.84	< 0.47	0.47	< 0.47	0.47	
Nitrobenzene	ug/L	0.4	0.38	< 0.38	0.38	< 0.38	0.38	
N-Nitrosodimethylamine	ug/L		0.47	< 0.47	0.47	< 0.47	0.47	
Pentachlorophenol	ug/L	1	0.47	< 0.47	0.47	< 0.47	0.47	
Phenanthrene	ug/L	50	0.87	< 0.47	0.47	< 0.47	0.47	
Pyrene	ug/L	50	0.47	< 0.47	0.47	< 0.47	0.47	
Pyridine	ug/L	50	0.47	< 0.47	0.47	< 0.47	0.47	

Notes:

NY-AWQS: New York TOGS 111 Ambient Water Quality Standards

Red shaded results exceed the NY-AWQS

< - Result not detected above the reporting limit

Table 3. Groundwater Analytical Results

297 Wallabout Street, Brooklyn, NY
OER Project # 19EH-A304K

Lab Sample Id Collection Date Client Id Matrix Units			CC69573 3/18/2019 TW-1 Ground Water		CC69572 3/18/2019 TW-2 Ground Water		CC69571 3/18/2019 TW-3 Ground Water	
NY-AWQS			Result	RL	Result	RL	Result	RL
Pesticides By SW8081B								
4,4' -DDD	ug/L	0.3	< 0.009	0.009	< 0.009	0.009	< 0.009	0.009
4,4' -DDE	ug/L	0.2	< 0.009	0.009	< 0.009	0.009	< 0.009	0.009
4,4' -DDT	ug/L	0.2	< 0.009	0.009	0.017	0.009	< 0.009	0.009
a-BHC	ug/L	0.01	< 0.005	0.005	< 0.005	0.005	< 0.005	0.005
a-chlordane	ug/L		< 0.009	0.009	< 0.009	0.009	< 0.009	0.009
Alachlor	ug/L	0.5	< 0.071	0.071	< 0.071	0.071	< 0.071	0.071
Aldrin	ug/L		< 0.001	0.001	< 0.004	0.004	< 0.001	0.001
b-BHC	ug/L	0.04	< 0.005	0.005	< 0.005	0.005	< 0.005	0.005
Chlordane	ug/L	0.05	< 0.050	0.050	< 0.05	0.05	< 0.05	0.05
d-BHC	ug/L	0.04	< 0.005	0.005	< 0.005	0.005	< 0.005	0.005
Dieldrin	ug/L	0.004	< 0.001	0.001	< 0.004	0.004	< 0.001	0.001
Endosulfan I	ug/L		< 0.009	0.009	< 0.009	0.009	< 0.009	0.009
Endosulfan II	ug/L		< 0.009	0.009	< 0.009	0.009	< 0.009	0.009
Endosulfan Sulfate	ug/L		< 0.009	0.009	< 0.009	0.009	< 0.009	0.009
Endrin	ug/L		< 0.009	0.009	< 0.009	0.009	< 0.009	0.009
Endrin Aldehyde	ug/L	5	< 0.009	0.009	< 0.009	0.009	< 0.009	0.009
Endrin ketone	ug/L	5	< 0.009	0.009	< 0.009	0.009	< 0.009	0.009
g-BHC (Lindane)	ug/L	0.05	< 0.005	0.005	< 0.005	0.005	< 0.005	0.005
g-chlordane	ug/L		< 0.009	0.009	< 0.009	0.009	< 0.009	0.009
Heptachlor	ug/L	0.04	< 0.009	0.009	< 0.009	0.009	< 0.009	0.009
Heptachlor epoxide	ug/L	0.03	< 0.009	0.009	< 0.009	0.009	< 0.009	0.009
Methoxychlor	ug/L	35	< 0.094	0.094	< 0.094	0.094	< 0.094	0.094
Toxaphene	ug/L	0.06	< 0.24	0.24	< 0.24	0.24	< 0.24	0.24
1,4-dioxane By SW8270DSIM								
1,4-dioxane	ug/l		-	-	-	-	< 0.20	0.20
PFOA/PFAS by EPA 537								
Perfluorobutanesulfonic acid (PFBS)	ng/l		-	-	-	-	2.5	<2.0
Perfluorohexanoic acid (PFHxA)	ng/l		-	-	-	-	6.5	<2.0
Perfluoroheptanoic acid (PFHpA)	ng/l		-	-	-	-	3.2	<2.0
Perfluorobutanoic acid (PFBA)	ng/l		-	-	-	-	<2.0	<2.0
Perfluorodecanesulfonic acid (PFDS)	ng/l		-	-	-	-	<2.0	<2.0
Perfluoroheptanesulfonic acid (PFHpS)	ng/l		-	-	-	-	<2.0	<2.0
Perfluorooctanesulfonamide (FOSA)	ng/l		-	-	-	-	<2.0	<2.0
Perfluoropentanoic acid (PFPeA)	ng/l		-	-	-	-	7.4	<2.0
6:2 Fluorotelomersulfonate (6:2 FTS)	ng/l		-	-	-	-	<2.0	<2.0
8:2 Fluorotelomersulfonate (8:2 FTS)	ng/l		-	-	-	-	<2.0	<2.0
Perfluorohexanesulfonic acid (PFHxS)	ng/l		-	-	-	-	<2.0	<2.0
Perfluorooctanoic acid (PFOA)	ng/l		-	-	-	-	12	<2.0
Perfluorooctanesulfonic acid (PFOS)	ng/l		-	-	-	-	6.6	<2.0
Perfluorononanoic acid (PFNA)	ng/l		-	-	-	-	<2.0	<2.0
Perfluorodecanoic acid (PFDA)	ng/l		-	-	-	-	<2.0	<2.0
N-MeFOSAA	ng/l		-	-	-	-	<2.0	<2.0
Perfluoroundecanoic acid (PFUnA)	ng/l		-	-	-	-	<2.0	<2.0
N-EtFOSAA	ng/l		-	-	-	-	<2.0	<2.0
Perfluorododecanoic acid (PFDoA)	ng/l		-	-	-	-	<2.0	<2.0
Perfluorotridecanoic acid (PFTTrDA)	ng/l		-	-	-	-	<2.0	<2.0
Perfluorotetradecanoic acid (PFTA)	ng/l		-	-	-	-	<2.0	<2.0

Notes:

NY-AWQS: New York TOGS 111 Ambient Water Quality Standards

Red shaded results exceed the NY-AWQS

< - Result not detected above the reporting limit

Table 4. Soil Vapor Analytical Results
 297 Wallabout Street, Brooklyn, NY
 OER Project # 19EH-A304K

Lab Sample Id Collection Date Client Id Matrix Sample Depth	Units	NYSDOH VI Sub-Slab Vapor Guidance	CC69577 3/18/2019 SV-1 Air 7 ft		CC69575 3/18/2019 SV-2 Air 7 ft		CC69576 3/18/2019 SV-3 Air 7 ft		CC69578 3/18/2019 SV-4 Air 7 ft	
			Result	RL	Result	RL	Result	RL	Result	RL
1,1,1,2-Tetrachloroethane	ug/m3		< 1.00	1.00	< 1.00	1.00	< 5.00	5.00	< 5.00	5.00
1,1,1-Trichloroethane	ug/m3	100	< 1.00	1.00	< 1.00	1.00	< 5.00	5.00	< 5.00	5.00
1,1,2,2-Tetrachloroethane	ug/m3		< 1.00	1.00	< 1.00	1.00	< 5.00	5.00	< 5.00	5.00
1,1,2-Trichloroethane	ug/m3		< 1.00	1.00	< 1.00	1.00	< 5.00	5.00	< 5.00	5.00
1,1-Dichloroethane	ug/m3		< 1.00	1.00	< 1.00	1.00	< 5.02	5.02	< 5.02	5.02
1,1-Dichloroethene	ug/m3	6	< 0.20	0.20	0.27	0.20	< 1.00	1.00	< 1.00	1.00
1,2,4-Trichlorobenzene	ug/m3		< 1.00	1.00	< 1.00	1.00	< 5.00	5.00	< 5.00	5.00
1,2,4-Trimethylbenzene	ug/m3		3.29	1.00	< 1.00	1.00	< 5.01	5.01	< 5.01	5.01
1,2-Dibromoethane(EDB)	ug/m3		< 1.00	1.00	< 1.00	1.00	< 5.00	5.00	< 5.00	5.00
1,2-Dichlorobenzene	ug/m3		< 1.00	1.00	< 1.00	1.00	< 5.00	5.00	< 5.00	5.00
1,2-Dichloroethane	ug/m3		< 1.00	1.00	< 1.00	1.00	< 5.02	5.02	< 5.02	5.02
1,2-dichloropropane	ug/m3		< 1.00	1.00	< 1.00	1.00	< 4.99	4.99	< 4.99	4.99
1,2-Dichlorotetrafluoroethane	ug/m3		< 1.00	1.00	< 1.00	1.00	< 5.00	5.00	< 5.00	5.00
1,3,5-Trimethylbenzene	ug/m3		1.7	1.00	< 1.00	1.00	< 5.01	5.01	< 5.01	5.01
1,3-Butadiene	ug/m3		< 1.00	1.00	2.52	1.00	< 5.00	5.00	< 5.00	5.00
1,3-Dichlorobenzene	ug/m3		< 1.00	1.00	< 1.00	1.00	< 5.00	5.00	< 5.00	5.00
1,4-Dichlorobenzene	ug/m3		< 1.00	1.00	< 1.00	1.00	< 5.00	5.00	< 5.00	5.00
1,4-Dioxane	ug/m3		< 1.00	1.00	< 1.00	1.00	< 5.01	5.01	< 5.01	5.01
2-Hexanone(MBK)	ug/m3		< 1.00	1.00	< 1.00	1.00	< 4.99	4.99	< 4.99	4.99
4-Ethyltoluene	ug/m3		6.83	1.00	< 1.00	1.00	< 5.01	5.01	< 5.01	5.01
4-Isopropyltoluene	ug/m3		< 1.00	1.00	< 1.00	1.00	< 5.00	5.00	< 5.00	5.00
4-Methyl-2-pentanone(MIBK)	ug/m3		< 1.00	1.00	< 1.00	1.00	< 4.99	4.99	< 4.99	4.99
Acetone	ug/m3		71.5	1.00	10.2	1.00	62	5.01	94.2	5.01
Acrylonitrile	ug/m3		< 1.00	1.00	< 1.00	1.00	< 5.01	5.01	< 5.01	5.01
Benzene	ug/m3		5.52	1.00	2.54	1.00	7.25	5.01	< 5.01	5.01
Benzyl chloride	ug/m3		< 1.00	1.00	< 1.00	1.00	< 5.00	5.00	< 5.00	5.00
Bromodichloromethane	ug/m3		< 1.00	1.00	< 1.00	1.00	< 5.00	5.00	< 5.00	5.00
Bromoform	ug/m3		< 1.00	1.00	< 1.00	1.00	< 5.00	5.00	< 5.00	5.00
Bromomethane	ug/m3		< 1.00	1.00	< 1.00	1.00	< 5.01	5.01	< 5.01	5.01
Carbon Disulfide	ug/m3		1.64	1.00	< 1.00	1.00	5.57	5.01	< 5.01	5.01
Carbon Tetrachloride	ug/m3	6	0.36	0.20	0.4	0.20	< 1.00	1.00	< 1.00	1.00
Chlorobenzene	ug/m3		< 1.00	1.00	< 1.00	1.00	< 5.01	5.01	< 5.01	5.01
Chloroethane	ug/m3		< 1.00	1.00	< 1.00	1.00	< 5.01	5.01	< 5.01	5.01
Chloroform	ug/m3		< 1.00	1.00	2.23	1.00	34.1	4.98	< 4.98	4.98
Chloromethane	ug/m3		< 1.00	1.00	< 1.00	1.00	< 4.99	4.99	< 4.99	4.99
Cis-1,2-Dichloroethene	ug/m3	6	2.34	0.20	14.2	0.20	64.2	1.00	33.6	1.00
cis-1,3-Dichloropropene	ug/m3		< 1.00	1.00	< 1.00	1.00	< 4.99	4.99	< 4.99	4.99
Cyclohexane	ug/m3		19.7	1.00	< 1.00	1.00	< 4.99	4.99	< 4.99	4.99
Dibromochloromethane	ug/m3		< 1.00	1.00	< 1.00	1.00	< 5.00	5.00	< 5.00	5.00
Dichlorodifluoromethane	ug/m3		2.34	1.00	2.63	1.00	< 4.99	4.99	< 4.99	4.99
Ethanol	ug/m3		37.3	1.00	7.57	1.00	35.4	5.01	49.9	5.01
Ethyl acetate	ug/m3		< 1.00	1.00	< 1.00	1.00	< 5.01	5.01	< 5.01	5.01
Ethylbenzene	ug/m3		20.4	1.00	< 1.00	1.00	< 4.99	4.99	< 4.99	4.99
Heptane	ug/m3		15.1	1.00	< 1.00	1.00	15.4	5.00	44.2	5.00
Hexachlorobutadiene	ug/m3		< 1.00	1.00	< 1.00	1.00	< 5.00	5.00	< 5.00	5.00
Hexane	ug/m3		5.53	1.00	1.41	1.00	14.9	5.00	6.06	5.00
Isopropylalcohol	ug/m3		14.7	1.00	1.18	1.00	13.9	5.01	16.6	5.01
Isopropylbenzene	ug/m3		9.73	1.00	< 1.00	1.00	< 5.01	5.01	< 5.01	5.01
m,p-Xylene	ug/m3		25.8	1.00	1.19	1.00	< 4.99	4.99	8.29	4.99
Methyl Ethyl Ketone	ug/m3		22.1	1.00	2.42	1.00	16.5	5.01	22.5	5.01
Methyl tert-butyl ether(MTBE)	ug/m3		< 1.00	1.00	< 1.00	1.00	< 5.01	5.01	< 5.01	5.01
Methylene Chloride	ug/m3	100	< 3.00	3.00	< 3.00	3.00	< 15.0	15.0	< 15.0	15.0
n-Butylbenzene	ug/m3		< 1.00	1.00	< 1.00	1.00	< 5.00	5.00	< 5.00	5.00
o-Xylene	ug/m3		15	1.00	< 1.00	1.00	< 4.99	4.99	184	4.99
Propylene	ug/m3		< 1.00	1.00	18.7	1.00	< 5.01	5.01	< 5.01	5.01
sec-Butylbenzene	ug/m3		< 1.00	1.00	< 1.00	1.00	< 5.00	5.00	< 5.00	5.00
Styrene	ug/m3		< 1.00	1.00	< 1.00	1.00	< 4.98	4.98	< 4.98	4.98
Tetrachloroethene	ug/m3	100	3.25	0.25	1.9	0.25	110	1.25	63.2	1.25
Tetrahydrofuran	ug/m3		< 1.00	1.00	< 1.00	1.00	< 5.01	5.01	< 5.01	5.01
Toluene	ug/m3		24.6	1.00	2.12	1.00	7.87	5.01	7.76	5.01
Trans-1,2-Dichloroethene	ug/m3		< 1.00	1.00	< 1.00	1.00	5.31	4.99	< 4.99	4.99
trans-1,3-Dichloropropene	ug/m3		< 1.00	1.00	< 1.00	1.00	< 4.99	4.99	< 4.99	4.99
Trichloroethene	ug/m3	6	53.7	0.20	96.1	0.20	3,350	15.0	2,620	6.01
Trichlorofluoromethane	ug/m3		1.91	1.00	2.52	1.00	330	5.00	15.9	5.00
Trichlorotrifluoroethane	ug/m3		< 1.00	1.00	< 1.00	1.00	< 5.00	5.00	< 5.00	5.00
Vinyl Chloride	ug/m3	6	< 0.20	0.20	11.9	0.20	< 1.00	1.00	1.66	1.00

Notes:

NYSDOH VI Sub-Slab Vapor Guidance - 2006 NYSDOH Soil Vapor Intrusion Guidance Decision Matrices

Red shaded results exceed NYSDOH sub-slab vapor no further action guidance values

< - Result not detected above the reporting limit

APPENDIX A
HEALTH & SAFETY PLAN



HALEY & ALDRICH, INC.
SITE-SPECIFIC SAFETY PLAN

FOR

297 Wallabout Street
Project/File No. 133156-005

Prepared By: Conlon, Mari

Date: 03-13-2019

EMERGENCY INFORMATION

Project Name: 297 Wallabout Street	H&A File No: 133156-005
Location: 295-297 Wallabout Street, Brooklyn, NY	
Client/Site Contact: Phone Number: Emergency Phone Number:	Rock Brokerage Moshe Monheit 718-858-6655
Contractor: Superintendent: Phone Number:	Coastal Environmental Solutions (under contact by client) Marc Morgenstern 631-319-6536
H&A Project Manager: Office Phone Number: Cell Phone Number:	Conlon, Mari Cate 646.277.5688 347.271.1521
Regional Health & Safety Manager: Office Phone Number: Cell Phone Number:	Ferguson, Brian 617.886.7439 617.908.2761
Nearest Hospital: Address: (see map on next page) Phone Number:	NYC Health + Hospitals/Woodhull 760 Broadway, Brooklyn, NY 11206 718-963-8000
Nearest Occ. Health Clinic: Address: (see map on next page) Phone Number:	ModernMD Urgent Care 68 Graham Avenue, Brooklyn, NY 11206 646-604-8120
Liberty Mutual Claim Policy	WC7-Z11-254100-039
Other Local Emergency Response Number:	911
Other Ambulance, Fire, Police, or Environmental Emergency Resources:	911

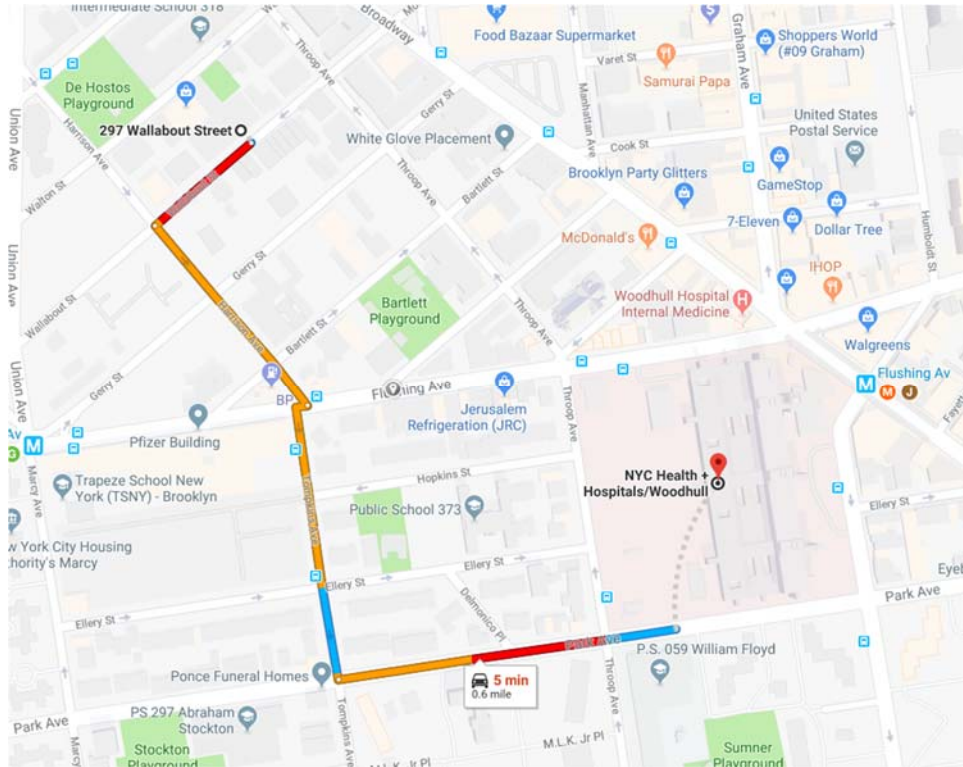
Emergency Hospital

NYC Health + Hospitals/Woodhull

760 Broadway

Brooklyn, NY 11206

718-963-8000



5 min (0.6 mile)



via Tompkins Ave and Park Ave

Fastest route, despite the usual traffic

297 Wallabout St

Brooklyn, NY 11206

↑ Head southwest on Wallabout St toward Harrison Ave

374 ft

↶ Turn left at the 1st cross street onto Harrison Ave

0.1 mi

↑ Continue onto Tompkins Ave

0.2 mi

↶ Turn left onto Park Ave

0.2 mi

NYC Health + Hospitals/Woodhull

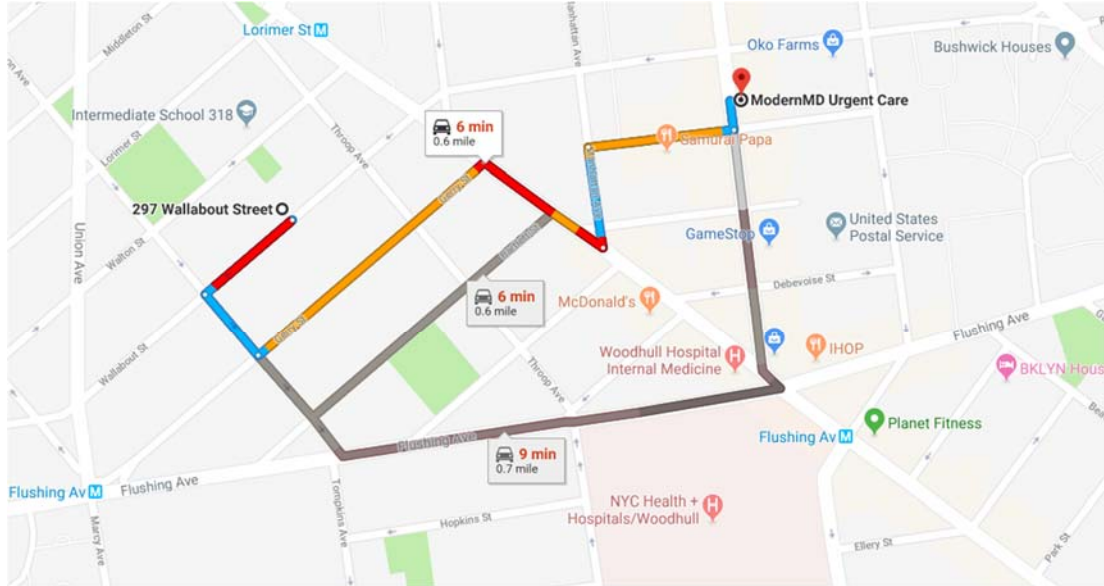
760 Broadway, Brooklyn, NY 11206

Clinic

ModernMD Urgent Care

68 Graham Avenue, Brooklyn, NY 11206

646-604-8120



6 min (0.6 mile)



via Gerry St

Fastest route, despite the usual traffic

297 Wallabout St

Brooklyn, NY 11206

- ↑ Head southwest on Wallabout St toward Harrison Ave
374 ft
- ↶ Turn left at the 1st cross street onto Harrison Ave
269 ft
- ↶ Turn left at the 1st cross street onto Gerry St
0.2 mi
- ↷ Turn right at the 2nd cross street onto Broadway
479 ft
- ↶ Turn left onto Manhattan Ave
331 ft
- ↷ Turn right onto Varet St
479 ft
- ↶ Turn left after Bank of America Financial Center (on the left)
Destination will be on the right
95 ft

ModernMD Urgent Care

68 Graham Ave, Brooklyn, NY 11206

STOP WORK

In accordance with H&A Stop Work Policy (OP1035), any individual has the right to refuse to do work that they believe to be unsafe and they have the obligation and responsibility to stop others from working in an unsafe manner without fear of retaliation. STOP Work Policy is the stop work policy for all personnel and subcontractors on the Site. When work has been stopped due to an unsafe condition, H&A site management (e.g., Project Manager, Site Safety Manager) and the H&A Senior Project Manager will be notified immediately. Reasons for issuing a stop work order include, but are not limited to:



- The belief/perception that injury to personnel or accident causing significant damage to property or equipment is imminent.
- A H&A subcontractor is in breach of site safety requirements and / or their own site HASP.
- Identifying a sub-standard condition (e.g., severe weather) or activity that creates an unacceptable safety risk as determined by a qualified person.

Work will not resume until the unsafe act has been stopped OR sufficient safety precautions have been taken to remove or mitigate the risk to an acceptable degree. Stop work orders will be documented as part of an on-site stop work log, on daily field reports to include the activity(ies) stopped, the duration, person stopping work, person in-charge of stopped activity(ies), and the corrective action agreed to and/or taken. Once work has been stopped, only the H&A SM or SSO can give the order to resume work. H&A senior management is committed to support anyone who exercises his or her “Stop Work” authority.

TABLE OF CONTENTS

ADMINISTRATIVE INFORMATION	7
PROJECT INFORMATION	8
HAZARD ASSESSMENT AND CONTROLS	9
TASK PPE AND SAFETY EQUIPMENT	20
TRAINING REQUIREMENTS	21
SITE CONTROL	22
SPILL CONTAINMENT	23
EMERGENCY RESPONSE PLAN	24
ROLES AND RESPONSIBILITIES	26
APPENDICES	29

ADMINISTRATIVE INFORMATION

Project Name	297 Wallabout Street	Project Number	133156-005
Project Start Date	3/18/2019	Project End Date	12-31-2019
Client Site/Contact: Phone:	Moshe Monheit 718-858-6655		
H&A Project Manager: Office Phone Number: Cell Phone Number:	Conlon, Mari Cate 646.277.5688 347.271.1521		
H&A Site Safety Officer: Office Phone Number: Cell Phone Number:	Conlon, Mari Cate 646.277.5688 347.271.1521		
Subcontractor: Phone: Emergency Phone number:	Coastal Environmental Solutions 631-319-6536 516-587-9570		
APPROVALS: The following signatures constitute approval of this Health & Safety Plan			
Electronic Signature			
 Mari Cate Conlon Site Project Manager		Date 3.14.19	
 Corporate H&S		Date 3.14.19	
This document is valid for a maximum time period of one year after completion. The document must be reviewed if the scope of work or nature of site hazards changes and must be updated as warranted.			

PROJECT INFORMATION

Site Overview/History					
Site Classification	Vacant	Site Status	Vacant/Undeveloped	Regulatory Authority	OSHA
Project Summary					
<p>The approximately 6,300 square-foot lot is identified as Brooklyn Block 2250, Lot 45. The project is currently within a New York City Office of Environmental Remediation (NYCOER) E Designation area, specifically E-238 Broadway Triangle Rezoning. We understand the planned development will consist of one seven-story residential building with a total footprint at ground level covering the entire lot.</p> <p>Scope of Work: Remedial Investigation, Waste Characterization, Remedial Oversight</p>					
Project Tasks					
Task 1		Task Name: Remedial Investigation			
<p>Oversee installation of 5 soil borings, 3 temporary well points and 4 soil vapor sampling probes by Coastal Environmental Solutions using a direct push geoprobe rig. Collect soil samples, groundwater samples and soil vapor samples into laboratory provided containers. Coastal Environmental Solutions will provide a one call markout prior to drilling. Please note that Coastal Environmental Solutions is under contract by client.</p>					
Start Date: 3-18-2019		End Date: 3-18-2019			
H&A Site Supervisor: Conlon, Mari Cate		Subcontractor: Coastal Environmental Solutions			
Task 2		Task Name: Waste Characterization Sampling			
<p>Collect composite waste characterization 5-point grab samples concurrently with the Remedial Investigation.</p>					
Start Date: 3-18-2019		End Date: 3-18-2019			
H&A Site Supervisor: Conlon, Mari Cate		Subcontractor: N/A			
Task 3		Task Name: Remedial Oversight			
<p>Perform remedial oversight during implementation of the approved remedy including community air monitoring.</p>					
Start Date: 4-2019		End Date 12-2019			
H&A Site Supervisor: Conlon, Mari Cate		Subcontractor: N/A			

HAZARD ASSESSMENT AND CONTROLS

The following site and task specific hazards have been identified. Associated controls have been defined and are also listed below.

Site Hazards and Controls

Site Hazard Summary

Slips, Trips, Falls	SIMOPS	Cold Temperatures
Sun		

SUN

Hazard Information

Acute excessive exposure to solar radiation may cause painful sunburn, and chronic exposure may contribute to eye damage and skin cancer. The average peak intensity of solar ultraviolet (UV) radiation is at midday. Most of the total daily UV is received between 10 AM and 2 PM. UV radiation can reflect off of water, concrete, light colored surfaces, and snow. Cloud cover can reduce UV levels, but overexposure may still occur.

Use the shadow test to determine sun strength: If your shadow is shorter than you are, the sun's rays are at their peak, and it is important to protect yourself.

Controls

- Wear light-colored, closely woven clothing, which covers as much of the body as practicable.
- Use sunscreens with broad spectrum protection (against both UVA and UVB rays) and sun protection factor (SPF) values of 30 or higher. Ideally, about 1 ounce of sunscreen (about a shot glass or palmful) should be used to cover the arms, legs, neck, and face of the average adult. Sunscreen needs to be reapplied at least every 2 hours to maintain protection.
- Hats should be worn and should be wide brimmed, protecting as much of the face, ears, and neck as possible. Hats should also provide ventilation around the head. Sunscreen should be applied to areas around the head not protected by the hat (ears, lips, neck, etc.).
- Wear sunglasses while working outdoors. Sunglasses should allow no more than 5% of UVA and UVB penetration and should also meet the ANSI Z87.1 standard for safety glasses.
- Use natural or artificial shade, where possible.

COLD TEMPERATURES

Hazard Information

Cold stress may occur at any time work is being performed during low ambient temperatures and high velocity winds. Because cold stress is common and potentially serious illnesses are associated with outdoor work during cold seasons, regular monitoring and other preventative measures are vital.

Staff members should consult OP1003-Cold Stress for additional information on cold weather hazards.

Cold Stress Conditions

Frostbite: Localized injury resulting from cold is included in the generic term "frostbite. There are several degrees of damage.

Symptoms: Frost nip or incident frostbite; sudden blanching or whitening of the skin.

- Superficial frostbite: Skin has a waxy or white appearance and is firm to the touch, but tissue beneath is resilient.
- Deep frostbite: Tissues are cold, pale, and solid; extremely serious injury.

Treatment:

- Bring the victim indoors and heat the areas quickly in water between 102° and 105° F.
 - Never place frostbitten tissue in hot water as the area will have a reduced heat awareness and such treatment could result in burns.
- Give the victim a warm drink (not coffee, tea, or alcohol).
 - The victim should not smoke or do anything that will inhibit blood circulation.
- Keep the frozen parts in warm water or covered with warm clothes for 30 minutes even though the tissue will be very painful as it thaws.
 - Elevate the injured area and protect it from injury.
 - Do not allow blisters to be broken. Use sterile, soft, dry material to cover the injured areas.
- Keep victim warm and get medical care immediately following first aid treatment.
- After thawing, the victim should try to move the injured areas slightly, but no more than can be done without assistance.

Do NOT:

- Rub the frostbitten area(s)
- Use ice, snow, gasoline, or anything cold on frostbite
- Use heat lamps or hot water bottles to rewarm the frostbitten area
- Place the frostbitten area near a hot stove

Hypothermia: Significant loss of body heat that is also a potential hazard during cold weather operations. Hypothermia is characterized as "moderate" or "severe".

Symptoms:

- Early hypothermia - Chills, pale skin, cold skin, muscle rigidity, depressed heart rate, and disorientation
- Moderate hypothermia - Any combination of severe shivering, abnormal behavior, slowing of movements, stumbling, weakness, repeated falling, inability to walk, collapse, stupor, or unconsciousness
- Severe hypothermia - Extreme skin coldness, loss of consciousness, faint pulse, and shallow, infrequent or apparently absent respiration

Death is the ultimate result of untreated hypothermia. The onset of severe shivering signals danger to personnel; exposure to cold shall be immediately terminated for any severely shivering worker.

Treatment: Staff members should seek emergency medical treatment in the event of hypothermia. The following actions can be taken prior to obtaining medical treatment:

- Gently place patients in an environment most favorable to reducing further heat loss from evaporation, radiation, conduction, or convection.
- Remove wet clothing and replace it with dry blankets or sleeping bags.
- Initiate active external rewarming with heat packs (e.g., hot water bottles, chemical packs, etc.) placed in the areas of the armpits, groin, and abdomen.
- Be aware of the risk of causing body surface burns from excessive active external rewarming.

In dire circumstances, rescuers may provide skin-to-skin contact with patients when heat packs are unavailable and such therapy would not delay evacuation.

Controls

- Recognize the environmental and workplace conditions that may be dangerous.
 - When the temperature is below 41° F, workers should be aware that cold stress is a potential hazard.
- Learn signs of cold-induced illnesses and injuries and how to help affected staff members.
 - Observe fellow staff members for signs of cold stress and administer first aid, where necessary.
- Staff members should maintain a clothing level that keeps them warm but dry (not sweating).
 - Staff should wear thermal clothing including gloves and footwear and beneath chemical resistant clothing, when appropriate.
 - Workers should have a spare set of clothing in case work clothes are not warm enough or become wet.
 - If a worker begins to sweat, he/she should remove a layer.
 - If clothing becomes wet and temperatures are below 36° F, clothing must be immediately replaced with dry clothing.
- A warm area for rest breaks should be designated.
 - In cold temperatures, rotate shifts of workers with potential cold stress exposure or take periodic breaks to allow recovery from cold stress.
 - Do not go into the field alone when cold stress could occur.
- Avoid fatigue or exhaustion because energy is needed to keep muscles warm.
- Workers should drink warm liquids (non-alcoholic, non-caffeinated) periodically throughout their shifts so they do not get dehydrated.

Simultaneous Operations (SIMOPS)

SIMOPS are described as the potential class of activities which could bring about an undesired event or set of circumstances, e.g., safety, environment, damage to assets, schedule, commercial, financial, etc. SIMOPS are defined as performing two or more operations concurrently.

It is important that SIMOPS are identified at an early stage before operations commence to understand issues such as schedule clashes, physical clashes, maintenance activities, failure impacts, interferences between vessels, contracts and third part interfaces and environmental impacts.

SIMOPS can occur when H&A projects are executed at active facilities (e.g., installing a monitoring well in a parking lot of a manufacturing plant).

Controls

- Coordinate project with site activities.
- Identify and understand the hazards associated with the host/client's activities.
- Integrate site emergency response protocols where appropriate and communicate to all project staff.
- Integrate site communication protocols and communicate to all project staff.

Slips and Trips

Slip and trip injuries are the most frequent injuries to workers. Statistics show that the majority of falls happen on the same level resulting from slips and trips. Both slips and trips result from some a kind of unintended or unexpected change in the contact between the feet and the ground or walking surface. This shows that good housekeeping, quality of walking surfaces (flooring), awareness of surroundings, selection of proper footwear, and appropriate pace of walking are critical for preventing fall accidents.

Site workers will be walking on a variety of irregular surfaces, that may affect their balance. Extra care must be taken to walk cautiously near rivers because the bottom of the river bed maybe slick and may not be visible. Rocks, gradient changes, sandy bottoms, and debris may be present but not observable.

Controls

- Take your time and pay attention to where you are going
- Adjust your stride to a pace that is suitable for the walking surface and the tasks you are doing
- Check the work area to identify hazards - beware of trip hazards such as wet floors, slippery floors, and uneven surfaces or terrain
- Establish and utilize a pathway free of slip and trip hazards
- Choose a safer walking route.
- Carry loads you can see over
- Keep work areas clean and free of clutter
- Communicate hazards to on-site personnel – remove hazards as appropriate

Task Specific Hazards

TASK 1

Task 1 – Remedial Investigation – Drilling, such as associated with installation of soil borings, temporary wells and soil vapor probes, is conducted for a range of services. Familiarity with basic drilling safety is an essential component of all drilling projects. Potential hazards related to drilling operations include, but are not limited to encountering underground or overhead utilities, traffic and heavy equipment, hoisting heavy tools, steel impacts, open rotation entanglement, and the planned or unexpected encountering of toxic or hazardous substances. While staff members do not operate drilling equipment, they may work in close proximity to operating drilling equipment and may be exposed to many of the same hazards as the subcontractor. It is imperative that staff are aware of emergency stops and establish communication protocols with the drillers prior to the start of work. See OP 1002 Drilling Safety.

Potential Hazards

Overhead Utilities	Ground Disturbance	Underground Utilities	Noise
Line of Fire	Generated Waste	Ergonomics	Heavy Equipment

TASK 2

Task 2 – Waste Characterization Sampling – Waste characterization sampling may require working in close proximity to heavy equipment and may be exposed to many of the same hazards as the subcontractor. It is imperative that staff are aware of emergency stops and establish communication protocols with the drillers prior to the start of work. See OP 1002 Drilling Safety.

Potential Hazards

Noise	Ground Disturbance	Ergonomics	Heavy Equipment
Line of Fire	Generated Waste		

TASK 3

Task 3 – Remedial Oversight – Remedial oversight may require working in close proximity to heavy equipment and may be exposed to many of the same hazards as the subcontractor. It is imperative that staff are aware of emergency stops and establish communication protocols with the drillers prior to the start of work. See OP 1002 Drilling Safety.

Potential Hazards			
Noise	Heavy Equipment	Ergonomics	Line of Fire

Top Task Specific Hazards

Overhead Utilities

When work is undertaken near overhead electrical lines, the distance maintained from those lines shall also meet the minimum distances for electrical hazards as defined in Table 1 below. Note: utilities other than overhead electrical utilities need to be considered when performing work

Table 1 Minimal Radial Clearance Distances *

Normal System Voltage Kilovolts (kV)	Required Minimal Radial Clearance Distance (feet/meters)
0 – 50	10/3.05
51 – 100	12/3.66
101 – 200	15/4.57
201 – 300	20/6.1
301 – 500	25/7.62
501 – 750	35/10.67
750 – 1000	45/13.72

* For those locations where the utility has specified more stringent safe distances, those distances shall be observed.

Controls

- To prevent damage, guy wires shall be visibly marked and work barriers or spotters provided in those areas where work is being conducted.
 - When working around guy wires, the minimum radial clearance distances for electrical power shall be observed.
- The PM shall research and determine if the local, responsible utility or client has more restrictive requirements than those stated in Table 1.
- If equipment cannot be positioned in accordance with the requirements established in Table 1 the lines need to be de-energized.

Ground Disturbance

Ground disturbance is defined as any activity disturbing the ground. Ground disturbance activities include, but are not limited to, excavating, trenching, drilling (either mechanically or by hand), digging, plowing, grading, tunneling and pounding posts or stakes.

Because of the potential hazards associated with striking an underground utility or structure, the operating procedure for underground utility clearance shall be followed prior to performing any ground disturbance activities.

See OPS1020 Working Near Utilities

Controls

Prior to performing ground disturbance activities, the following requirements should be applied:

- Confirm all approvals and agreements (as applicable) either verbal or written have been obtained.
- Request for line location has been registered with the applicable One-Call or Dial Before You Dig organization, when applicable
 - Whenever possible, ground disturbance areas should be adequately marked or staked prior to the utility locators site visit.
- Notification to underground facility operator/owner(s) that may not be associated with any known public notification systems such as the One-Call Program regarding the intent to cause ground disturbance within the search zone.
-
- Notifications to landowners and/or tenant, where deemed reasonable and practicable.
- Proximity and Common Right of Way Agreements shall be checked, if the line locator information is inconclusive.

Underground Utilities

Various forms of underground/overhead utility lines or conveyance pipes may be encountered during site activities. Prior to the start of intrusive operations, utility clearance is mandated, as well as obtaining authorization from all concerned public utility department offices. Should intrusive operations cause equipment to come into contact with utility lines, the SSO, Project Manager, and Regional H&S Manager shall be notified immediately. Work will be suspended until the client and applicable utility agency is contacted and the appropriate actions for the situation can be addressed.

See OP1020 Work Near Utilities for complete information.

Controls

- Obtain as-built drawings for the areas being investigated from the property owner;
- Visually review each proposed soil boring locations with the property owner or knowledgeable site representative;
- Perform a geophysical survey to locate utilities;
- Hire a private line locating firm to determine the location of utility lines that are present at the property;
- Identifying a no-drill or dig zone;
- Hand dig or use vacuum excavation in the proposed ground disturbance locations if insufficient data is unavailable to accurately determine the location of the utility lines.

Noise

Working around heavy equipment (drill rigs, excavators, etc.) often creates excessive noise. The effects of noise can include physical damage to the ear, pain, and temporary and/or permanent

hearing loss. Workers can also be startled, annoyed, or distracted by noise during critical activities. Noise monitoring data that indicates that work locations within 25 feet of operating heavy equipment (e.g., drill rigs, earthworking equipment) can result in exposure to hazardous levels of noise (levels greater than 85 dBA).

See OP 1031 Hearing Conservation for additional information.

Controls

- Personnel are required to use hearing protection (earplugs or earmuffs) within 25 feet of any operating piece of heavy equipment.
- Limit the amount of time spent at a noise source.
- Move to a quiet area to gain relief from hazardous noise sources.
- Increase the distance from the noise source to reduce exposure.

Heavy Equipment

Staff members must be careful and alert when working around heavy equipment, since equipment failure or breakage and limited visibility can lead to accidents and worker injury. Heavy equipment such as cranes, drills, haul trucks, or other can fail during operation increasing the likelihood of worker injury. Equipment of this nature should be visually inspected and checked for proper working order prior to the commencement of field work. Those that operate heavy equipment must meet all of the requirements to operate heavy equipment. Haley & Aldrich, Inc. staff members that supervise projects or are associated with such high risk projects that involve digging or drilling should use due diligence when working with a construction firm.

See OP1052 Heavy Equipment for additional information.

Controls

- Only approach equipment once you have confirmed contact with the operator (e.g., the operator places the bucket on the ground).
- Maintain visual contact with operators at all times and keep out of the strike zone whenever possible.
- Always be alert to the position of the equipment around you.
- Always approach heavy equipment with an awareness of the swing radius and traffic routes of each piece of equipment and never go beneath a hoisted load.
- Avoid fumes created by heavy equipment exhaust.
- Understand the site traffic pattern and position yourself accordingly.

Line of Fire

Line of fire refers to the path an object will travel. Examples of line of fire typically observed on project sites include lifting/hoisting, lines under tension, objects that can fall or roll, pressurized objects, springs or stored energy, work overhead, and vehicles and heavy equipment.

Controls

The following precautions should be observed for work overhead:

- Never walk under a suspended load.
- Communicate to other workers when entering a lifting/hoisting zone, even if for a short period.
- Balance the load prior to lifting.

- Rigging equipment shall never be loaded in excess of its maximum safe loading limit.
- Establish a drop zone, an area below any work being performed aloft. Drop zone size depends on work scope and potential for falling tools and equipment. Keep the drop zone clear of people.
- If work at the structure base is unavoidable, inform the worker above. Make sure work stops and they secure tools and equipment prior to performing the work below.
- Materials should never be dropped from height. Use tool bags and hand lines when providing tools and equipment to the employee aloft

The following precautions should be observed for tension and pressure:

- Be aware and stay clear of tensioned lines such as cable, chain and rope.
- Use only correct gripping devices. Select proper equipment based on size and load limit.
- Be cautious of torque stresses that drilling equipment and truck augers can generate. Equipment can rotate unexpectedly long after applied torque force has been stopped.
- Springs come in a variety of shapes and sizes, and can release tremendous energy if compression as tension is suddenly released.
- Ensure tanks are stored upright and are in good condition, and be aware of potential failures or pressurized lines and fittings
- Items under tension and pressure can release tremendous energy if it is suddenly released.

The following precautions should be observed for objects that can fall or roll:

- Not all objects may be overhead; be especially mindful of top-heavy items and items being transported by forklift or flatbed.
- Secure objects that can roll such as tools, cylinders and pipes.
- Stay well clear of soil cuttings, soil stockpiles generated during drilling operations and excavations, be aware that chunks of dirt, rocks, and debris can fall or roll.
- Establish a drop zone that is free of any tools and/or debris.

The following precautions should be observed for working in proximity to vehicles and heavy equipment:

- Use parking brakes and wheel chocks for any vehicle or equipment parked on an incline.
- When working near moving, heavy equipment such as line trucks and cranes, remain in operator's full view. Obtain operator's attention prior to approaching equipment.
- Vacate the back of the bucket truck when the boom is being moved or cradled. Get the operator's attention if you must get into the back of the truck so he or she can stop boom movement.

Take precautions for all pedestrian and vehicle traffic when positioning vehicles and equipment at a job site.

Posture/Ergonomics

Most Work-related Musculoskeletal Disorders (WMSDs) are caused by Ergonomic Stressors. Ergonomic Stressors are caused by poor workplace practices and/or insufficient design, which may present ergonomic risk factors. These stressors include, but are not limited to, repetition, force, extreme postures, static postures, quick motions, contact pressure, vibration, and cold temperatures.

WMSDs are injuries to the musculoskeletal system, which involves bones, muscles, tendons, ligaments, and other tissues in the system. Symptoms may include numbness, tightness, tingling, swelling, pain, stiffness, fatigue, and/or redness. WMSD are usually caused by one or more Ergonomic Stressors. There may be individual differences in susceptibility and symptoms among employees performing similar tasks. Any symptoms are to be taken seriously and reported immediately.

Controls

Recommended controls, including Administrative, Work Practice, and/or Engineering Controls, will be put in place based on the interview results and/or after an ergonomic assessment. H&S and/or HP will work with staff members and their staff managers to implement Administrative and Work Practice Controls to control risk associated with ergonomic stressors. In addition, simple Engineering Controls may be implemented, such as use of a keyboard and/or mouse tray, replacing a mouse with a more ergonomic model, and/or changing workstation set up.

Generated Waste

Excess sample solids, decontamination materials, rags, brushes, poly sheeting, etc. that are determined to be free of contamination through field or laboratory screening can usually be disposed into client-approved, on-site trash receptacles. Uncontaminated wash water may be discarded onto the ground surface away from surface water bodies in areas where infiltration can occur. Contaminated materials must be segregated into liquids or solids and drummed separately for off-site disposal.

All wastes generated shall be containerized in an appropriate container (i.e. open or closed top 55-gallon drum, roll-off container, poly tote, cardboard box, etc.) as directed by the PM. Prior to putting waste containers into service, the containers should be inspected for damages or defects. Waste containers should be appropriately labeled indicating the contents, date the container was filled, owner of the material (including address) and any unique identification number, if necessary. Upon completion of filling the waste container, the container should be inspected for leaks and an appropriate seal.

Slippery Surfaces

Both slips and trips result from some a kind of unintended or unexpected change in the contact between the feet and the ground or walking surface. This shows that good housekeeping, quality of walking surfaces (flooring), selection of proper footwear, and appropriate pace of walking are critical for preventing fall accidents.

Slips happen where there is too little friction or traction between the footwear and the walking surface. Common causes of slips are:

- wet or oily surfaces
- occasional spills
- weather hazards
- loose, unanchored rugs or mats
- flooring or other walking surfaces that do not have same degree of traction in all areas

Weather-related slips and falls become a serious hazard as winter conditions often make for wet or icy surfaces outdoors. Even wet leaves or mud can create treacherous walking conditions. Spills and leaks inside can also lead to slips and falls.

- Evaluate the work area to identify any conditions that may pose a slip hazard.
- Address any spills, drips or leaks immediately.
- Mark areas where slippery conditions exist.
- Select proper footwear or enhance traction with additional PPE.

Where conditions are uncertain or environmental conditions result in slippery surfaces walk slowly, take small steps, and slide feet on wet or slippery surfaces.

Congested Area

- Provide barricades, fencing, warning signs or signals and adequate lighting to protect people while working in or around congested areas.
- Vehicles and heavy equipment with restricted views to the rear should have functioning back-up alarms that are audible above the surrounding noise levels. Whenever possible, use a signaler to assist heavy equipment operators and/or drivers in backing up or maneuvering in congested areas.
- Lay out traffic control patterns to eliminate excessive congestion.
- Workers in congested areas should wear high visibility clothing at all times.
- Be aware of Line of Fire hazards when performing work activities in congested areas.
- Hazards associated with SIMOPs should be discussed daily at Tailgate Safety Meetings.

TASK PPE AND SAFETY EQUIPMENT

The personal protective equipment and safety equipment (if listed) is specific to the associated task. The required PPE and equipment listed must be on site during the task being performed. Work shall not commence unless the required PPE is present.

The purpose of PPE is to provide a barrier, which will shield or isolate staff members from the physical, biological, chemical, and/or radiological hazards that may be encountered during task activities.

Required PPE	TASK 1, 2 and 3
Hard hat	X
Safety glasses	X
Hard-toed Boots	X
Gloves	X
Long pants and 4" long sleeve shirt	X
Safety vest (Class 2)	X
Hearing Protection	X

TRAINING REQUIREMENTS

The table below lists the training requirements staff must have respective to their assigned tasks and that required to access the site.

Task Specific Training	
Required Training: OSHA 40-hour HAZWOPER, On Site training	TASK 1
	Remedial Investigation
	TASK 2
Required Training: OSHA 40-hour HAZWOPER, OSHA 10-hr Construction Safety, On Site training	Waste Characterization Sampling
	Task 3
	Remedial Oversight

SITE CONTROL

The overall purpose of site control is to minimize potential contamination of workers, protect the public from the site's hazards, and prevent vandalism. Site control is especially important in emergency situations. The degree of site control necessary depends on site characteristics, site size, and the surrounding community. The following information identifies the elements used to control the activities and movements of people and equipment at the project site.

Communication
<p>Internal H&A site personnel will communicate with other H&A staff member and/or subcontractors or contractors with:</p> <ul style="list-style-type: none">• Face-to-Face Communication• Cell Phones
<p>External H&S site personnel will use the following means to communicate with off-site personnel or emergency services.</p> <ul style="list-style-type: none">• Cell Phones

SPILL CONTAINMENT

An evaluation was conducted to determine the potential for hazardous substance spills at this site. This evaluation indicates that there is no potential for a hazardous spill of sufficient size to require containment planning, equipment, and procedures.

EMERGENCY RESPONSE PLAN

Medical

If there is an injury or illness associated with an H&A staff member on the job-site stop work, stabilize the situation and secure the site. Assess the severity of the injury or illness to determine the appropriate course of action as listed below.

First Aid Injury

First aid will be addressed using the on-site first aid kit. H&A employees are not required or expected to administer first aid/CPR to any H&A staff member, Contractor, or Civilian personnel at any time and it is H&A's position that those who do are doing it do so on their behalf and not as a function of their job.

- Injury or illness requiring clinic/hospital visit **WITHOUT** ambulance service

Injuries or illnesses requiring hospital service without ambulance services include minor lacerations, minor sprains, etc. The following action will be taken:

- The H&A SHSO will ensure prompt transportation of the injured person to the clinic or hospital identified in the safety plan.
- Another H&A staff member, or contractor on-site, will always drive the injured staff member to the medical facility and remain at the facility until the staff member has been discharged. Staff members will not self-transport to the clinic or hospital.
- If the injured staff member is able to return to the job site the same day, he/she will bring with him/her a statement from the doctor containing such information as:
 - Date
 - Employee's name
 - Diagnosis
 - Date he/she is able to return to work, regular or light duty
 - Date he/she is to return to doctor for follow-up appointment, if necessary
 - Signature and address of doctor
- Injury or illness requiring a hospital visit **WITH** ambulance service

Injuries or illnesses requiring hospital service with ambulance services include severe head injuries, severe lacerations, heart attacks, heat stroke, etc. The following steps will be taken immediately:

- Call for ambulance service and notify the H&A SHSO.
- Comfort the individual until ambulance service arrives.
- While the injured employee is being transported, the H&A SHSO will contact the medical facility to be utilized.
- One designated representative will accompany the injured employee to the medical facility and remain at the facility until final diagnosis and other relevant information is obtained.

Notifications

For all injuries or illness notify the SHSO and PM who in turn will contact Corporate H&S. Within 24 hours the injured staff member or PM will complete the H&S Reporting Form found on HANK. Minor cuts, scratches, and bruises shall also be reported through the H&S Reporting Form. Notify the client in accordance with their notification protocol. Depending on severity, Human Potential will as promptly as possible following an injury or illness, ensure appropriate notification has been made to the family of the individual involved.

Severe Weather

Where the threat of electrical storms and the hazard of lightning exist, staff shall ensure that there is the ability to detect when lightning is in the near vicinity and when there is a potential for lightning and to notify appropriate site personnel of these conditions. The weather forecast will be checked on a daily basis and communicated at the daily safety tailgate meetings.

When lightning is detected or observed the information will be communicated to all crews in the field for appropriate action. Field supervisors will make the decision to stay put or to leave the work site. A location will be identified to marshal field staff in the event that staff are required to leave the job site. A similar decision process will be used during heavy rain events.

Staff shall seek appropriate shelter and not stay in the open

Evacuation Alarms

Verbal Communication will be used to communicate the evacuation alarm.

Emergency Services

Cellular phone will be used to contact Emergency Services.

Emergency Evacuation Plan

The site evacuation plan is as follows:

1. Establish a designated meeting area to conduct a head count in the event of an emergency evacuation.
2. If the work area is not near an emergency exit, exit via the closest route and meet at the designated meeting area.
3. Notify emergency response personnel (fire, police and ambulance) of the number of missing or unaccounted for employees and their suspected location.
4. Administer first aid will in the meeting area as necessary.

Under no circumstances should any personnel re-enter the site area without the approval of the corporate H&S manager, the H&S coordinator, and the fire department official in charge.

ROLES AND RESPONSIBILITIES

REGIONAL HEALTH AND SAFETY MANAGER (RHSM)

The Haley & Aldrich RHSM, Brian Ferguson, is a full-time Haley & Aldrich staff member, trained as a safety and health professional, who is responsible for the interpretation and approval of this Safety Plan. Modifications to this Safety Plan cannot be undertaken by the PM or the SSO without the approval of the RHSM.

Specific duties of the RHSM include:

- Approving and amending the Safety Plan for this project
- Advising the PM and SHSOs on matter relating to health and safety
- Recommending appropriate personal protective equipment (PPE) and air monitoring instrumentation
- Maintaining regular contact with the PM and SSO to evaluate the conditions at the property and new information which might require modifications to the HASP and
- Reviewing and approving JSAs developed for the site-specific hazards.

PROJECT MANAGER (PM)

The Haley & Aldrich PM, Mari Cate Conlon, is responsible for ensuring that the requirements of this HASP are implemented at that project location. Some of the PM's specific responsibilities include:

- Assuring that all personnel to whom this HASP applies have received a copy of it;
- Providing the RHSM with updated information regarding environmental conditions at the site and the scope of site work;
- Providing adequate authority and resources to the on-site SSO to allow for the successful implementation of all necessary safety procedures;
- Supporting the decisions made by the SHSO;
- Maintaining regular communications with the SSO and, if necessary, the RHSM;
- Coordinating the activities of all subcontractors and ensuring that they are aware of the pertinent health and safety requirements for this project;
- Providing project scheduling and planning activities; and
- Providing guidance to field personnel in the development of appropriate Job Safety Analysis (JSA) relative to the site conditions and hazard assessment.

SITE HEALTH & SAFETY OFFICER

The SHSO, Mari Cate Conlon, is responsible for field implementation of this HASP and enforcement of safety rules and regulations. SHSO functions may include some or all:

- Act as H&A's liaison for health and safety issues with client, staff, subcontractors, and agencies.
- Verify that utility clearance has been performed by H&A subcontractors.
- Oversee day-to-day implementation of the Safety Plan by H&A personnel on site.
- Interact with subcontractor project personnel on health and safety matters.
- Verify use of required PPE as outlined in the safety plan.
- Inspect and maintain H&A safety equipment, including calibration of air monitoring instrumentation used by H&A.

- Perform changes to HASP and document as needed and notify appropriate persons of changes.
- Investigate and report on-site accidents and incidents involving H&A and its subcontractors.
- Verify that site personnel are familiar with site safety requirements (e.g., the hospital route and emergency contact numbers).
- Report accidents, injuries, and near misses to the H&A PM and Regional Health and Safety Manager (RHSM) as needed.

The SHSO will conduct initial site safety orientations with site personnel (including subcontractors) and conduct toolbox and safety meetings thereafter with H&A employees and H&A subcontractors at regular intervals and in accordance with H&A policy and contractual obligations. The SHSO will track the attendance of site personnel at H&A orientations, toolbox talks, and safety meetings.

FIELD PERSONNEL

Haley & Aldrich personnel are responsible for following the health and safety procedures specified in this HASP and for performing their work in a safe and responsible manner. Some of the specific responsibilities of the field personnel are as follows:

- Reading the HASP in its entirety prior to the start of on-site work;
- Submitting a completed Safety Plan Acceptance Form and documentation of medical surveillance and training to the SHSO prior to the start of work;
- Attending the pre-entry briefing prior to beginning on-site work;
- Bringing forth any questions or concerns regarding the content of the Safety Plan to the PM or the SHSO prior to the start of work;
- Stopping work when it is not believed it can be performed safely;
- Reporting all accidents, injuries and illnesses, regardless of their severity, to the SHSO;
- Complying with the requirements of this safety plan and the requests of the SHSO; and
- Reviewing the established JSAs for the site-specific hazards on a daily basis and prior to each shift change, if applicable.

VISITORS

Authorized visitors (e.g., Client Representatives, Regulators, Haley & Aldrich management staff, etc.) requiring entry to any work location on the site will be briefed by the Site Supervisor on the hazards present at that location. Visitors will be escorted at all times at the work location and will be responsible for compliance with their employer's health and safety policies. In addition, this safety plan specifies the minimum acceptable qualifications, training and personal protective equipment which are required for entry to any controlled work area; visitors must comply with these requirements at all times. Unauthorized visitors, and visitors not meeting the specified qualifications, will not be permitted within established controlled work areas.

SUBCONTRACTOR

Subcontractor Site Representative

Each **contractor and subcontractor** shall designate a **Contractor Site Representative**. The Contractor Site Representative will interface directly with the Subcontractor Site Safety Manager, with regards to all areas that relate to this safety plan and safety performance of work conducted by the **contractor and/or subcontractor** workforce. **Contractor Site Representatives** for this site are listed in the Contact Summary Table at the beginning of the Safety Plan.

Subcontractor Site Safety Manager

Each contractor / subcontractor will provide a qualified representative who will act as their Site Safety Manager (Sub-SSM). This person will be responsible for the planning, coordination, and safe execution of subcontractor tasks, including preparation of job hazard analyses (JHA), performing daily safety planning, and coordinating directly with the Haley & Aldrich SHSO for other site safety activities. This person will play a lead role in safety planning for Subcontractor tasks, and in ensuring that all their employees and lower tier subcontractors are in adherence with applicable local, state, and/or federal regulations, and/or industry and project specific safety standards or best management practices.

General contractors / subcontractors are responsible for preparing a site-specific HASP and/or other task specific safety documents (e.g., JHAs), which are, at a minimum, in compliance with local, state, and/or federal other regulations, and/or industry and project specific safety standards or best management practices. The contractors/subcontractors safety documentation will be at least as stringent as the health and safety requirements of the Haley & Aldrich Project specific Health & Safety Plan.

Safety requirements include, but are not limited to: legal requirements, contractual obligations and industry best practices. Contractors/subcontractors will identify a site safety representative during times when contractor/subcontractor personnel are on the Site. All contractor/subcontractor personnel will undergo a field safety orientation conducted by the Haley & Aldrich SHSO and/or PM prior to commencing site work activities. All contractors / subcontractors will participate in Haley & Aldrich site safety meetings and their personnel will be subject to training and monitoring requirements identified in this Safety Plan. If the contractors / subcontractors means and methods deviate from the scope of work described in Section 1 of this Safety Plan, the alternate means and methods must be submitted, reviewed and approved by the Haley & Aldrich SHSO and/or PM prior to the commencement of the work task. Once approved by the Haley & Aldrich SHSO and/or PM, the alternate means and methods submittal will be attached to this Safety Plan as an Addendum.

APPENDICES

Appendix A - Task Hazards Summary (*Task summaries are included only if there is more than one task*)



Task 1

Appendix B – Permits and Forms

Appendix C – HASP Acknowledgement Form

APPENDIX B

SOIL BORING GEOLOGIC LOGS

PROJECT	297 Wallabout Street	H&A FILE NO.	133156-005
LOCATION	297 Wallabout Street, Brooklyn, NY	PROJECT MGR.	Mari Conlon
CLIENT	Rock Brokerage	FIELD REP.	Mari Conlon
CONTRACTOR	Coastal Environmental Solutions	DATE STARTED	3/18/2019
DRILLER	Coastal Environmental Solutions	DATE FINISHED	3/18/2019

Elevation	13.72	ft.	Datum	NAVD-88	Boring Location	SB-1
Item	Casing	Sampler	Core Barrel	Rig Make & Model		6610DT
Type	-			<input type="checkbox"/> Truck	<input type="checkbox"/> Tripod	<input type="checkbox"/> Cat-Head
Inside Diameter (in.)	2			<input type="checkbox"/> ATV	<input checked="" type="checkbox"/> Geoprobe	<input type="checkbox"/> Winch
Hammer Weight (lb.)	-			<input checked="" type="checkbox"/> Track	<input type="checkbox"/> Air Track	<input type="checkbox"/> Roller Bit
Hammer Fall (in.)	-			<input type="checkbox"/> Skid	<input type="checkbox"/>	<input type="checkbox"/> Cutting Head
Drilling Notes:						

Depth (ft.)	Recovery (ft.)	Client ID	Sample Depth (ft)	Sample ID	Visual-Manual Identification & Description	PID (ppm)
0					0-5' Tan to off-white medium SAND, some medium to fine gravel, trace silt and pebbles up to 0.5 inches diameter, no odor or stain	0.2 0.2 0.1 0.0 0.0 0.0 0.0 0.0 0.0 0.0
	3	SB-1(0-2)	0-2	G		
5					5-9' Light brown firm, CLAY and some silt, moist, no odor or stain	0.0 0.0 0.0 Wet
	5			G		
10					9-12' Brown medium to coarse SAND, trace silt, moist, no odor or stain	
	2.5	SB-1(10-12)	10-12	G		
12						

Water Level Data			Depth in feet to:		Sample ID	Summary
Date	Time	Elapsed Time (hr.)	Bottom of Boring	Water		
3/18/2019	855	-	12	7	O Open End Rod T Thin Wall Tube U Undisturbed Sample S Split Spoon Sample G Geoprobe	Overburden (Linear ft.) <u>12</u> Rock Cored (Linear ft.) <u>0</u> Number of Samples <u>2</u>
						BORING NO. 1

*NOTE: Maximum Particle Size is determined by direct observation within the limitations of sampler size.

NOTE: Soil descriptions based on a modified Burmister method of visual-manual identification as practiced by Haley & Aldrich, Inc.

PROJECT	297 Wallabout Street	H&A FILE NO.	133156-005
LOCATION	297 Wallabout Street, Brooklyn, NY	PROJECT MGR.	Mari Conlon
CLIENT	Rock Brokerage	FIELD REP.	Mari Conlon
CONTRACTOR	Coastal Environmental Solutions	DATE STARTED	3/18/2019
DRILLER	Coastal Environmental Solutions	DATE FINISHED	3/18/2019

Elevation	13.55	ft.	Datum	NAVD-88	Boring Location	SB-2
Item	Casing	Sampler	Core Barrel	Rig Make & Model		6610DT
Type	-			<input type="checkbox"/> Truck	<input type="checkbox"/> Tripod	<input type="checkbox"/> Cat-Head
Inside Diameter (in.)	2			<input type="checkbox"/> ATV	<input checked="" type="checkbox"/> Geoprobe	<input type="checkbox"/> Winch
Hammer Weight (lb.)	-			<input checked="" type="checkbox"/> Track	<input type="checkbox"/> Air Track	<input type="checkbox"/> Roller Bit
Hammer Fall (in.)	-			<input type="checkbox"/> Skid		<input type="checkbox"/> Cutting Head
Drilling Notes:						

Depth (ft.)	Recovery (ft.)	Client ID	Sample Depth (ft)	Sample ID	Visual-Manual Identification & Description	PID (ppm)
0	2.5	SB-2(0-2)	0-2	G	0-1' Dark brown medium sand and some pebbles and cement fragments up to 0.5 inches diameter; no odor or stain	1.0
						0.0
						0.0
5	5	SB-2(10-12) DUP-190318	10-12	G	1-5' Dark brown medium SAND, trace pebbles up to 0.5 inches diameter, no odor or stain	0.0
						0.0
						0.0
10	3	SB-2(10-12) DUP-190318	10-12	G	5-8' Light brown firm, CLAY and some silt, moist, no odor or stain	0.0
						0.0
						0.0
13					8-12' Brown medium to coarse SAND, trace silt, moist, no odor or stain	0.0
						Wet

Water Level Data				Sample ID		Summary	
Date	Time	Elapsed Time (hr.)	Depth in feet to:		O	T	U
			Bottom of Boring	Water			
3/18/2019	930	-	13	7			

Overburden (Linear ft.)	13
Rock Cored (Linear ft.)	0
Number of Samples	3

BORING NO. 2

*NOTE: Maximum Particle Size is determined by direct observation within the limitations of sampler size.

NOTE: Soil descriptions based on a modified Burmister method of visual-manual identification as practiced by Haley & Aldrich, Inc.

PROJECT	297 Wallabout Street	H&A FILE NO.	133156-005
LOCATION	297 Wallabout Street, Brooklyn, NY	PROJECT MGR.	Mari Conlon
CLIENT	Rock Brokerage	FIELD REP.	Mari Conlon
CONTRACTOR	Coastal Environmental Solutions	DATE STARTED	3/18/2019
DRILLER	Coastal Environmental Solutions	DATE FINISHED	3/18/2019

Elevation	13.58	ft.	Datum	NAVD-88	Boring Location	SB-3		
Item	Casing	Sampler	Core Barrel	Rig Make & Model	6610DT	Hammer Type	Drilling Mud	Casing Advance
Type	-			<input type="checkbox"/> Truck	<input type="checkbox"/> Tripod	<input type="checkbox"/> Cat-Head	<input type="checkbox"/> Safety	<input type="checkbox"/> Bentonite
Inside Diameter (in.)	2			<input type="checkbox"/> ATV	<input checked="" type="checkbox"/> Geoprobe	<input type="checkbox"/> Winch	<input type="checkbox"/> Doughnut	<input type="checkbox"/> Polymer
Hammer Weight (lb.)	-			<input checked="" type="checkbox"/> Track	<input type="checkbox"/> Air Track	<input type="checkbox"/> Roller Bit	<input checked="" type="checkbox"/> Automatic	<input checked="" type="checkbox"/> None
Hammer Fall (in.)	-			<input type="checkbox"/> Skid		<input type="checkbox"/> Cutting Head	Drilling Notes:	

Depth (ft.)	Recovery (ft.)	Client ID	Sample Depth (ft)	Sample ID	Visual-Manual Identification & Description	PID (ppm)
0	3	SB-3(0-2)	0-2	G	0-0.5' Brown medium sand and some pebbles and cement fragments up to 0.5 inches diameter; no odor or stain	0.0
						0.0
						0.1
					1-4' Brown medium SAND, trace silt and pebbles up to 0.5 inches diameter, no odor or stain	0.0
						0.0
5	5			G	4-5' Brown medium SAND, trace silt and brick fragments up to 1 inch, diameter, no odor or stain	0.0
						0.0
						0.0
					5-11' Light brown fine to medium SAND, trace silt, no odor or stain	0.0
						0.0
10	3	SB-3(10-12)	10-12	G		0.0
						0.0
						0.0
						0.0
						Wet
13						

Water Level Data				Sample ID		Summary	
Date	Time	Elapsed Time (hr.)	Depth in feet to:		O	T	U
			Bottom of Boring	Water			
3/18/2019	740	-	13	7			

Overburden (Linear ft.)	13
Rock Cored (Linear ft.)	0
Number of Samples	2

BORING NO. 3

*NOTE: Maximum Particle Size is determined by direct observation within the limitations of sampler size.

NOTE: Soil descriptions based on a modified Burmister method of visual-manual identification as practiced by Haley & Aldrich, Inc.

PROJECT	297 Wallabout Street	H&A FILE NO.	133156-005
LOCATION	297 Wallabout Street, Brooklyn, NY	PROJECT MGR.	Mari Conlon
CLIENT	Rock Brokerage	FIELD REP.	Mari Conlon
CONTRACTOR	Coastal Environmental Solutions	DATE STARTED	3/18/2019
DRILLER	Coastal Environmental Solutions	DATE FINISHED	3/18/2019

Elevation	13.35	ft.	Datum	NAVD-88	Boring Location	SB-4		
Item	Casing	Sampler	Core Barrel	Rig Make & Model	6610DT	Hammer Type	Drilling Mud	Casing Advance
Type	-			<input type="checkbox"/> Truck	<input type="checkbox"/> Tripod	<input type="checkbox"/> Cat-Head	<input type="checkbox"/> Bentonite	Type Method Depth
Inside Diameter (in.)	2			<input type="checkbox"/> ATV	<input checked="" type="checkbox"/> Geoprobe	<input type="checkbox"/> Winch	<input type="checkbox"/> Polymer	-
Hammer Weight (lb.)	-			<input checked="" type="checkbox"/> Track	<input type="checkbox"/> Air Track	<input type="checkbox"/> Roller Bit	<input checked="" type="checkbox"/> None	
Hammer Fall (in.)	-			<input type="checkbox"/> Skid	<input type="checkbox"/>	<input type="checkbox"/> Cutting Head		

Depth (ft.)	Recovery (ft.)	Client ID	Sample Depth (ft)	Sample ID	Visual-Manual Identification & Description	PID (ppm)
0					0-1' Brown medium sand and some pebbles and cement fragments up to 0.5 inches diameter; no odor or stain	0.0 0.0 12.5
	2.5	SB-4(0-2)	0-2	G	1-5.5' Brown medium SAND, trace silt and red brick fragments up to 0.5 inches diameter, no odor or stain	11.4 0.0 0.0 0.0 0.0 0.0
5					5.5-12' Light brown medium to coarse SAND, trace silt, moist, no odor or stain	0.0 0.0 Wet
	5					
10						
	3	SB-4(10-12)	10-12	G		
13						

Water Level Data				Sample ID		Summary			
Date	Time	Elapsed Time (hr.)	Depth in feet to:		O	T	U	S	G
			Bottom of Boring	Water					
3/18/2019	830	-	13	6.5					

Overburden (Linear ft.)	13
Rock Cored (Linear ft.)	0
Number of Samples	2

BORING NO. 4

*NOTE: Maximum Particle Size is determined by direct observation within the limitations of sampler size.

NOTE: Soil descriptions based on a modified Burmister method of visual-manual identification as practiced by Haley & Aldrich, Inc.

PROJECT	297 Wallabout Street	H&A FILE NO.	133156-005
LOCATION	297 Wallabout Street, Brooklyn, NY	PROJECT MGR.	Mari Conlon
CLIENT	Rock Brokerage	FIELD REP.	Mari Conlon
CONTRACTOR	Coastal Environmental Solutions	DATE STARTED	3/18/2019
DRILLER	Coastal Environmental Solutions	DATE FINISHED	3/18/2019

Elevation	13.67	ft.	Datum	NAVD-88	Boring Location	SB-5
Item	Casing	Sampler	Core Barrel	Rig Make & Model		6610DT
Type	-			<input type="checkbox"/> Truck	<input type="checkbox"/> Tripod	<input type="checkbox"/> Cat-Head
Inside Diameter (in.)	2			<input type="checkbox"/> ATV	<input checked="" type="checkbox"/> Geoprobe	<input type="checkbox"/> Winch
Hammer Weight (lb.)	-			<input checked="" type="checkbox"/> Track	<input type="checkbox"/> Air Track	<input type="checkbox"/> Roller Bit
Hammer Fall (in.)	-			<input type="checkbox"/> Skid	<input type="checkbox"/>	<input type="checkbox"/> Cutting Head
				Hammer Type	Drilling Mud	Casing Advance
				<input type="checkbox"/> Safety	<input type="checkbox"/> Bentonite	Type Method Depth
				<input type="checkbox"/> Doughnut	<input type="checkbox"/> Polymer	-
				<input checked="" type="checkbox"/> Automatic	<input checked="" type="checkbox"/> None	
Drilling Notes:						

Depth (ft.)	Recovery (ft.)	Client ID	Sample Depth (ft)	Sample ID	Visual-Manual Identification & Description	PID (ppm)
0					0-0.5' Brown medium sand and some pebbles and cement fragments up to 0.5 inches diameter; no odor or stain	1.2 0.0 0.0
	2.5	SB-5(0-2)	0-2	G	0.5-5' Brown medium SAND, trace silt and pebbles up to 0.5 inches diameter, no odor or stain	0.0 0.0 0.0 0.0 0.0 0.0 0.0
5					5-12' Light brown to tan firm CLAY and some silt, moist, no odor or stain	0.0 0.0 Wet
	5			G		
10						
	3	SB-5(10-12)	10-12	G		
13						

Water Level Data				Sample ID		Summary	
Date	Time	Elapsed Time (hr.)	Depth in feet to:		O	T	U
			Bottom of Boring	Water			
3/18/2019	755	-	13	6.5			

Overburden (Linear ft.)	13
Rock Cored (Linear ft.)	0
Number of Samples	2

BORING NO. 5

*NOTE: Maximum Particle Size is determined by direct observation within the limitations of sampler size.

NOTE: Soil descriptions based on a modified Burmister method of visual-manual identification as practiced by Haley & Aldrich, Inc.

APPENDIX C

GROUNDWATER PURGE LOGS

297 Wallabout Street, Brooklyn, NY
Well Purge Logs

Well ID: TW-1

Well Dept (ft): 12

Static Water Level (ft): 8.35

Water Column Height (ft): 3.65

Well Volume (gal): 0.595

Flow rate: 250 mL/min

Date: 3/18/2019

Pump: Peristaltic

Personnel: M. Conlon

Time	Time Elapsed (min)	Flow Rate	Gal Removed	Color	Comments
11:30	0	250 mL/min	0.4	Turbid	
11:35	5	250 mL/min	0.7	Turbid	
11:40	10	250 mL/min	1.1	Cloudy	
11:45	15	250 mL/min	1.4	Slightly Cloudy	
11:50	20	250 mL/min	1.8	Slightly Cloudy	
11:55	25	250 mL/min	2.1	Very Slightly Cloudy	
12:00	30	250 mL/min	2.5	Very Slightly Cloudy	Sample

297 Wallabout Street, Brooklyn, NY
Well Purge Logs

Well ID: TW-2

Well Dept (ft): 13

Static Water Level (ft): 8.23

Water Column Height (ft): 4.77

Well Volume (gal): 0.778

Flow rate: 350 mL/min

Date: 3/18/2019

Pump: Peristaltic

Personnel: M. Conlon

Time	Time Elapsed (min)	Flow Rate	Gal Removed	Color	Comments
10:30	0	350 mL/min	0.5	Turbid	
10:35	5	350 mL/min	0.9	Turbid	
10:40	10	350 mL/min	1.4	Turbid	
10:45	15	350 mL/min	1.8	Cloudy	
10:50	20	350 mL/min	2.3	Slightly Cloudy	
10:55	25	350 mL/min	2.7	Very Slightly Cloudy	
11:00	30	350 mL/min	3.2	Very Slightly Cloudy	Sample

297 Wallabout Street, Brooklyn, NY
Well Purge Logs

Well ID: TW-3

Well Dept (ft): 13

Static Water Level (ft): 8.1

Water Column Height (ft): 4.9

Well Volume (gal): 0.799

Flow rate: 350 mL/min

Date: 3/18/2019

Pump: Peristaltic

Personnel: M. Conlon

Time	Time Elapsed (min)	Flow Rate	Gal Removed	Color	Comments
8:05	0	350 mL/min	0.5	Turbid	
8:10	5	350 mL/min	0.9	Turbid	
8:15	10	350 mL/min	1.4	Turbid	
8:20	15	350 mL/min	1.8	Cloudy	
8:25	20	350 mL/min	2.3	Cloudy	
8:30	25	350 mL/min	2.7	Cloudy	
8:35	30	350 mL/min	3.2	Very Slightly Cloudy	
8:40	35	350 mL/min	3.6	Very Slightly Cloudy	Sample

APPENDIX D

SOIL VAPOR SAMPLE LOGS

Soil Vapor Sample Logs

Site: 297 Wallabout Street

Date: 4/3/19

Personnel: M Conlon

Weather: 40 degrees, partly cloudy

Humidity: 45%

Atmospheric Pressure: 30.4 in

Sample ID	Canister ID	Canisert Size	Flow Controller ID	Sample Start Time	Canister Start Pressure ("Hg)	Sample End Time	Canister End Pressure ("Hg)	Sample Start Date	Sample Type	Analyses Method
SV-1	28585	6L	2966	9:01	-30	11:08	-4	3/18/2019	Soil Gas	TO-15
SV-2	28579	6L	3501	9:30	-29	11:15	0	3/18/2019	Soil Gas	TO-15
SV-3	28559	6L	5593	8:08	-30	10:10	-5	3/18/2019	Soil Gas	TO-15
SV-4	28556	6L	0161	8:35	-30	10:35	-4	3/18/2019	Soil Gas	TO-15

Notes:

Summas and flow regulators provided by Phoenix Environmental Laboratory

Analyses for VOCs by Method TO-15 completed by Phoenix Environmental Laboratory

APPENDIX E

LABORATORY DATA DELIVERABLES FOR SOIL, GROUNDWATER AND SOIL VAPOR ANALYTICAL DATA



Wednesday, March 27, 2019

Attn: Moshe Monheit
Rock Brokerage
170 Lee Avenue
Brooklyn NY 11211

Project ID: 297 WALLABOUT
SDG ID: GCC69590
Sample ID#s: CC69590 - CC69600, CC69776 - CC69777

This laboratory is in compliance with the NELAC requirements of procedures used except where indicated.

This report contains results for the parameters tested, under the sampling conditions described on the Chain Of Custody, as received by the laboratory. This report is incomplete unless all pages indicated in the pagination at the bottom of the page are included.

All soils, solids and sludges are reported on a dry weight basis unless otherwise noted in the sample comments.

A scanned version of the COC form accompanies the analytical report and is an exact duplicate of the original.

If you are the client above and have any questions concerning this testing, please do not hesitate to contact Phoenix Client Services at ext.200. The contents of this report cannot be discussed with anyone other than the client listed above without their written consent.

Sincerely yours,

A handwritten signature in black ink that reads "Phyllis Shiller". The signature is written in a cursive style.

Phyllis/Shiller
Laboratory Director

NELAC - #NY11301
CT Lab Registration #PH-0618
MA Lab Registration #M-CT007
ME Lab Registration #CT-007
NH Lab Registration #213693-A,B

NJ Lab Registration #CT-003
NY Lab Registration #11301
PA Lab Registration #68-03530
RI Lab Registration #63
UT Lab Registration #CT00007
VT Lab Registration #VT11301



Environmental Laboratories, Inc.
587 East Middle Turnpike, P.O.Box 370, Manchester, CT 06045
Tel. (860) 645-1102 Fax (860) 645-0823



Sample Id Cross Reference

March 27, 2019

SDG I.D.: GCC69590

Project ID: 297 WALLABOUT

Client Id	Lab Id	Matrix
SB-3 (0-2)	CC69590	SOIL
SB-3 (10-12)	CC69591	SOIL
SB-5 (0-2)	CC69592	SOIL
SB-5 (10-12)	CC69593	SOIL
SB-4 (0-2)	CC69594	SOIL
SB-4 (10-12)	CC69595	SOIL
SB-1 (0-2)	CC69596	SOIL
SB-1 (10-12)	CC69597	SOIL
SB-2 (0-2)	CC69598	SOIL
SB-2 (10-12)	CC69599	SOIL
DUP (190318)	CC69600	SOIL
TB LL	CC69776	SOIL
TB HL	CC69777	SOIL



Environmental Laboratories, Inc.
587 East Middle Turnpike, P.O.Box 370, Manchester, CT 06045
Tel. (860) 645-1102 Fax (860) 645-0823



SDG Comments

March 27, 2019

SDG I.D.: GCC69590

Please be advised that the NY 375 soil criteria for chromium are based on hexavalent chromium and trivalent chromium.

CC69590 - The client provided an ENCORE sample. Phoenix prepared sample per method 5035.

CC69591 - The client provided an ENCORE sample. Phoenix prepared sample per method 5035.

CC69592 - The client provided an ENCORE sample. Phoenix prepared sample per method 5035.

CC69593 - The client provided an ENCORE sample. Phoenix prepared sample per method 5035.

CC69594 - The client provided an ENCORE sample. Phoenix prepared sample per method 5035.

CC69595 - The client provided an ENCORE sample. Phoenix prepared sample per method 5035.

CC69596 - The client provided an ENCORE sample. Phoenix prepared sample per method 5035.

CC69597 - The client provided an ENCORE sample. Phoenix prepared sample per method 5035.

CC69598 - The client provided an ENCORE sample. Phoenix prepared sample per method 5035.

CC69599 - The client provided an ENCORE sample. Phoenix prepared sample per method 5035.

CC69600 - The client provided an ENCORE sample. Phoenix prepared sample per method 5035.



Environmental Laboratories, Inc.
 587 East Middle Turnpike, P.O.Box 370, Manchester, CT 06045
 Tel. (860) 645-1102 Fax (860) 645-0823



Analysis Report

March 27, 2019

FOR: Attn: Moshe Monheit
 Rock Brokerage
 170 Lee Avenue
 Brooklyn NY 11211

Sample Information

Matrix: SOIL
 Location Code: ROCKBROKE
 Rush Request: Standard
 P.O.#:

Custody Information

Collected by:
 Received by: CP
 Analyzed by: see "By" below

Date

03/18/19
 03/18/19

Time

7:50
 17:46

Laboratory Data

SDG ID: GCC69590
 Phoenix ID: CC69590

Project ID: 297 WALLABOUT
 Client ID: SB-3 (0-2)

Parameter	Result	RL/ PQL	Units	Dilution	Date/Time	By	Reference
Silver	< 0.38	0.38	mg/Kg	1	03/19/19	CPP	SW6010D
Aluminum	5200	57	mg/Kg	10	03/19/19	CPP	SW6010D
Arsenic	< 0.76	0.76	mg/Kg	1	03/19/19	CPP	SW6010D
Barium	17.3	0.38	mg/Kg	1	03/19/19	CPP	SW6010D
Beryllium	< 0.30	0.30	mg/Kg	1	03/19/19	CPP	SW6010D
Calcium	451	5.7	mg/Kg	1	03/19/19	EK	SW6010D
Cadmium	< 0.38	0.38	mg/Kg	1	03/19/19	CPP	SW6010D
Cobalt	5.38	0.38	mg/Kg	1	03/19/19	CPP	SW6010D
Chromium	62.3	0.38	mg/Kg	1	03/19/19	CPP	SW6010D
Copper	9.6	0.8	mg/kg	1	03/19/19	CPP	SW6010D
Iron	8630	5.7	mg/Kg	1	03/19/19	CPP	SW6010D
Mercury	< 0.03	0.03	mg/Kg	1	03/20/19	RS	SW7471B
Potassium	731	5.7	mg/Kg	1	03/19/19	EK	SW6010D
Magnesium	1530	5.7	mg/Kg	1	03/19/19	CPP	SW6010D
Manganese	81.2	0.38	mg/Kg	1	03/19/19	CPP	SW6010D
Sodium	50.5	5.7	mg/Kg	1	03/19/19	CPP	SW6010D
Nickel	159	3.8	mg/Kg	10	03/19/19	CPP	SW6010D
Lead	2.78	0.38	mg/Kg	1	03/19/19	CPP	SW6010D
Antimony	< 3.8	3.8	mg/Kg	1	03/19/19	CPP	SW6010D
Selenium	< 1.5	1.5	mg/Kg	1	03/19/19	EK	SW6010D
Thallium	< 3.4	3.4	mg/Kg	1	03/19/19	CPP	SW6010D
Vanadium	14.3	0.38	mg/Kg	1	03/19/19	CPP	SW6010D
Zinc	24.1	0.8	mg/Kg	1	03/19/19	CPP	SW6010D
Percent Solid	86		%		03/18/19	ML	SW846-%Solid
Soil Extraction for PCB	Completed				03/18/19	MM/V	SW3545A
Soil Extraction for Pesticides	Completed				03/18/19	MM/V	SW3545A
Soil Extraction for SVOA	Completed				03/18/19	JJ/LV	SW3545A
Mercury Digestion	Completed				03/20/19	W/II	SW7471B

Parameter	Result	RL/ PQL	Units	Dilution	Date/Time	By	Reference
Total Metals Digest	Completed				03/18/19	B/AG/BF	SW3050B
<u>Polychlorinated Biphenyls</u>							
PCB-1016	ND	76	ug/Kg	2	03/19/19	SC	SW8082A
PCB-1221	ND	76	ug/Kg	2	03/19/19	SC	SW8082A
PCB-1232	ND	76	ug/Kg	2	03/19/19	SC	SW8082A
PCB-1242	ND	76	ug/Kg	2	03/19/19	SC	SW8082A
PCB-1248	ND	76	ug/Kg	2	03/19/19	SC	SW8082A
PCB-1254	ND	76	ug/Kg	2	03/19/19	SC	SW8082A
PCB-1260	ND	76	ug/Kg	2	03/19/19	SC	SW8082A
PCB-1262	ND	76	ug/Kg	2	03/19/19	SC	SW8082A
PCB-1268	ND	76	ug/Kg	2	03/19/19	SC	SW8082A
<u>QA/QC Surrogates</u>							
% DCBP	58		%	2	03/19/19	SC	30 - 150 %
% DCBP (Confirmation)	57		%	2	03/19/19	SC	30 - 150 %
% TCMX	70		%	2	03/19/19	SC	30 - 150 %
% TCMX (Confirmation)	67		%	2	03/19/19	SC	30 - 150 %
<u>Pesticides - Soil</u>							
4,4' -DDD	ND	2.3	ug/Kg	2	03/19/19	CW	SW8081B
4,4' -DDE	ND	2.3	ug/Kg	2	03/19/19	CW	SW8081B
4,4' -DDT	ND	2.3	ug/Kg	2	03/19/19	CW	SW8081B
a-BHC	ND	7.6	ug/Kg	2	03/19/19	CW	SW8081B
a-Chlordane	ND	3.8	ug/Kg	2	03/19/19	CW	SW8081B
Aldrin	ND	3.8	ug/Kg	2	03/19/19	CW	SW8081B
b-BHC	ND	7.6	ug/Kg	2	03/19/19	CW	SW8081B
Chlordane	ND	38	ug/Kg	2	03/19/19	CW	SW8081B
d-BHC	ND	7.6	ug/Kg	2	03/19/19	CW	SW8081B
Dieldrin	ND	3.8	ug/Kg	2	03/19/19	CW	SW8081B
Endosulfan I	ND	7.6	ug/Kg	2	03/19/19	CW	SW8081B
Endosulfan II	ND	7.6	ug/Kg	2	03/19/19	CW	SW8081B
Endosulfan sulfate	ND	7.6	ug/Kg	2	03/19/19	CW	SW8081B
Endrin	ND	7.6	ug/Kg	2	03/19/19	CW	SW8081B
Endrin aldehyde	ND	7.6	ug/Kg	2	03/19/19	CW	SW8081B
Endrin ketone	ND	7.6	ug/Kg	2	03/19/19	CW	SW8081B
g-BHC	ND	1.5	ug/Kg	2	03/19/19	CW	SW8081B
g-Chlordane	ND	3.8	ug/Kg	2	03/19/19	CW	SW8081B
Heptachlor	ND	7.6	ug/Kg	2	03/19/19	CW	SW8081B
Heptachlor epoxide	ND	7.6	ug/Kg	2	03/19/19	CW	SW8081B
Methoxychlor	ND	38	ug/Kg	2	03/19/19	CW	SW8081B
Toxaphene	ND	150	ug/Kg	2	03/19/19	CW	SW8081B
<u>QA/QC Surrogates</u>							
% DCBP	66		%	2	03/19/19	CW	30 - 150 %
% DCBP (Confirmation)	70		%	2	03/19/19	CW	30 - 150 %
% TCMX	63		%	2	03/19/19	CW	30 - 150 %
% TCMX (Confirmation)	71		%	2	03/19/19	CW	30 - 150 %
<u>Volatiles</u>							
1,1,1,2-Tetrachloroethane	ND	5.8	ug/Kg	1	03/19/19	JLI	SW8260C
1,1,1-Trichloroethane	ND	5.8	ug/Kg	1	03/19/19	JLI	SW8260C

Parameter	Result	RL/ PQL	Units	Dilution	Date/Time	By	Reference
1,1,2,2-Tetrachloroethane	ND	5.8	ug/Kg	1	03/19/19	JLI	SW8260C
1,1,2-Trichloroethane	ND	5.8	ug/Kg	1	03/19/19	JLI	SW8260C
1,1-Dichloroethane	ND	5.8	ug/Kg	1	03/19/19	JLI	SW8260C
1,1-Dichloroethene	ND	5.8	ug/Kg	1	03/19/19	JLI	SW8260C
1,1-Dichloropropene	ND	5.8	ug/Kg	1	03/19/19	JLI	SW8260C
1,2,3-Trichlorobenzene	ND	5.8	ug/Kg	1	03/19/19	JLI	SW8260C
1,2,3-Trichloropropane	ND	5.8	ug/Kg	1	03/19/19	JLI	SW8260C
1,2,4-Trichlorobenzene	ND	5.8	ug/Kg	1	03/19/19	JLI	SW8260C
1,2,4-Trimethylbenzene	ND	5.8	ug/Kg	1	03/19/19	JLI	SW8260C
1,2-Dibromo-3-chloropropane	ND	5.8	ug/Kg	1	03/19/19	JLI	SW8260C
1,2-Dibromoethane	ND	5.8	ug/Kg	1	03/19/19	JLI	SW8260C
1,2-Dichlorobenzene	ND	5.8	ug/Kg	1	03/19/19	JLI	SW8260C
1,2-Dichloroethane	ND	5.8	ug/Kg	1	03/19/19	JLI	SW8260C
1,2-Dichloropropane	ND	5.8	ug/Kg	1	03/19/19	JLI	SW8260C
1,3,5-Trimethylbenzene	ND	5.8	ug/Kg	1	03/19/19	JLI	SW8260C
1,3-Dichlorobenzene	ND	5.8	ug/Kg	1	03/19/19	JLI	SW8260C
1,3-Dichloropropane	ND	5.8	ug/Kg	1	03/19/19	JLI	SW8260C
1,4-Dichlorobenzene	ND	5.8	ug/Kg	1	03/19/19	JLI	SW8260C
2,2-Dichloropropane	ND	5.8	ug/Kg	1	03/19/19	JLI	SW8260C
2-Chlorotoluene	ND	5.8	ug/Kg	1	03/19/19	JLI	SW8260C
2-Hexanone	ND	29	ug/Kg	1	03/19/19	JLI	SW8260C
2-Isopropyltoluene	ND	5.8	ug/Kg	1	03/19/19	JLI	SW8260C
4-Chlorotoluene	ND	5.8	ug/Kg	1	03/19/19	JLI	SW8260C
4-Methyl-2-pentanone	ND	29	ug/Kg	1	03/19/19	JLI	SW8260C
Acetone	ND	29	ug/Kg	1	03/19/19	JLI	SW8260C
Acrylonitrile	ND	12	ug/Kg	1	03/19/19	JLI	SW8260C
Benzene	ND	5.8	ug/Kg	1	03/19/19	JLI	SW8260C
Bromobenzene	ND	5.8	ug/Kg	1	03/19/19	JLI	SW8260C
Bromochloromethane	ND	5.8	ug/Kg	1	03/19/19	JLI	SW8260C
Bromodichloromethane	ND	5.8	ug/Kg	1	03/19/19	JLI	SW8260C
Bromoform	ND	5.8	ug/Kg	1	03/19/19	JLI	SW8260C
Bromomethane	ND	5.8	ug/Kg	1	03/19/19	JLI	SW8260C
Carbon Disulfide	ND	5.8	ug/Kg	1	03/19/19	JLI	SW8260C
Carbon tetrachloride	ND	5.8	ug/Kg	1	03/19/19	JLI	SW8260C
Chlorobenzene	ND	5.8	ug/Kg	1	03/19/19	JLI	SW8260C
Chloroethane	ND	5.8	ug/Kg	1	03/19/19	JLI	SW8260C
Chloroform	ND	5.8	ug/Kg	1	03/19/19	JLI	SW8260C
Chloromethane	ND	5.8	ug/Kg	1	03/19/19	JLI	SW8260C
cis-1,2-Dichloroethene	ND	5.8	ug/Kg	1	03/19/19	JLI	SW8260C
cis-1,3-Dichloropropene	ND	5.8	ug/Kg	1	03/19/19	JLI	SW8260C
Dibromochloromethane	ND	5.8	ug/Kg	1	03/19/19	JLI	SW8260C
Dibromomethane	ND	5.8	ug/Kg	1	03/19/19	JLI	SW8260C
Dichlorodifluoromethane	ND	5.8	ug/Kg	1	03/19/19	JLI	SW8260C
Ethylbenzene	ND	5.8	ug/Kg	1	03/19/19	JLI	SW8260C
Hexachlorobutadiene	ND	5.8	ug/Kg	1	03/19/19	JLI	SW8260C
Isopropylbenzene	ND	5.8	ug/Kg	1	03/19/19	JLI	SW8260C
m&p-Xylene	ND	5.8	ug/Kg	1	03/19/19	JLI	SW8260C
Methyl Ethyl Ketone	ND	29	ug/Kg	1	03/19/19	JLI	SW8260C
Methyl t-butyl ether (MTBE)	ND	12	ug/Kg	1	03/19/19	JLI	SW8260C

1

Parameter	Result	RL/ PQL	Units	Dilution	Date/Time	By	Reference
Methylene chloride	ND	12	ug/Kg	1	03/19/19	JLI	SW8260C
Naphthalene	ND	5.8	ug/Kg	1	03/19/19	JLI	SW8260C
n-Butylbenzene	ND	5.8	ug/Kg	1	03/19/19	JLI	SW8260C
n-Propylbenzene	ND	5.8	ug/Kg	1	03/19/19	JLI	SW8260C
o-Xylene	ND	5.8	ug/Kg	1	03/19/19	JLI	SW8260C
p-Isopropyltoluene	ND	5.8	ug/Kg	1	03/19/19	JLI	SW8260C
sec-Butylbenzene	ND	5.8	ug/Kg	1	03/19/19	JLI	SW8260C
Styrene	ND	5.8	ug/Kg	1	03/19/19	JLI	SW8260C
tert-Butylbenzene	ND	5.8	ug/Kg	1	03/19/19	JLI	SW8260C
Tetrachloroethene	ND	5.8	ug/Kg	1	03/19/19	JLI	SW8260C
Tetrahydrofuran (THF)	ND	12	ug/Kg	1	03/19/19	JLI	SW8260C
Toluene	ND	5.8	ug/Kg	1	03/19/19	JLI	SW8260C
Total Xylenes	ND	5.8	ug/Kg	1	03/19/19	JLI	SW8260C
trans-1,2-Dichloroethene	ND	5.8	ug/Kg	1	03/19/19	JLI	SW8260C
trans-1,3-Dichloropropene	ND	5.8	ug/Kg	1	03/19/19	JLI	SW8260C
trans-1,4-dichloro-2-butene	ND	12	ug/Kg	1	03/19/19	JLI	SW8260C
Trichloroethene	220	200	ug/Kg	50	03/21/19	JLI	SW8260C
Trichlorofluoromethane	ND	5.8	ug/Kg	1	03/19/19	JLI	SW8260C
Trichlorotrifluoroethane	ND	5.8	ug/Kg	1	03/19/19	JLI	SW8260C
Vinyl chloride	ND	5.8	ug/Kg	1	03/19/19	JLI	SW8260C
<u>QA/QC Surrogates</u>							
% 1,2-dichlorobenzene-d4	104		%	1	03/19/19	JLI	70 - 130 %
% Bromofluorobenzene	90		%	1	03/19/19	JLI	70 - 130 %
% Dibromofluoromethane	104		%	1	03/19/19	JLI	70 - 130 %
% Toluene-d8	97		%	1	03/19/19	JLI	70 - 130 %
% 1,2-dichlorobenzene-d4 (50x)	100		%	50	03/21/19	JLI	70 - 130 %
% Bromofluorobenzene (50x)	98		%	50	03/21/19	JLI	70 - 130 %
% Dibromofluoromethane (50x)	98		%	50	03/21/19	JLI	70 - 130 %
% Toluene-d8 (50x)	99		%	50	03/21/19	JLI	70 - 130 %
<u>Semivolatiles</u>							
1,2,4,5-Tetrachlorobenzene	ND	270	ug/Kg	1	03/19/19	WB	SW8270D
1,2,4-Trichlorobenzene	ND	270	ug/Kg	1	03/19/19	WB	SW8270D
1,2-Dichlorobenzene	ND	270	ug/Kg	1	03/19/19	WB	SW8270D
1,2-Diphenylhydrazine	ND	380	ug/Kg	1	03/19/19	WB	SW8270D
1,3-Dichlorobenzene	ND	270	ug/Kg	1	03/19/19	WB	SW8270D
1,4-Dichlorobenzene	ND	270	ug/Kg	1	03/19/19	WB	SW8270D
2,4,5-Trichlorophenol	ND	270	ug/Kg	1	03/19/19	WB	SW8270D
2,4,6-Trichlorophenol	ND	270	ug/Kg	1	03/19/19	WB	SW8270D
2,4-Dichlorophenol	ND	270	ug/Kg	1	03/19/19	WB	SW8270D
2,4-Dimethylphenol	ND	270	ug/Kg	1	03/19/19	WB	SW8270D
2,4-Dinitrophenol	ND	380	ug/Kg	1	03/19/19	WB	SW8270D
2,4-Dinitrotoluene	ND	270	ug/Kg	1	03/19/19	WB	SW8270D
2,6-Dinitrotoluene	ND	270	ug/Kg	1	03/19/19	WB	SW8270D
2-Chloronaphthalene	ND	270	ug/Kg	1	03/19/19	WB	SW8270D
2-Chlorophenol	ND	270	ug/Kg	1	03/19/19	WB	SW8270D
2-Methylnaphthalene	ND	270	ug/Kg	1	03/19/19	WB	SW8270D
2-Methylphenol (o-cresol)	ND	270	ug/Kg	1	03/19/19	WB	SW8270D
2-Nitroaniline	ND	380	ug/Kg	1	03/19/19	WB	SW8270D
2-Nitrophenol	ND	270	ug/Kg	1	03/19/19	WB	SW8270D

Client ID: SB-3 (0-2)

Parameter	Result	RL/ PQL	Units	Dilution	Date/Time	By	Reference
3&4-Methylphenol (m&p-cresol)	ND	380	ug/Kg	1	03/19/19	WB	SW8270D
3,3'-Dichlorobenzidine	ND	270	ug/Kg	1	03/19/19	WB	SW8270D
3-Nitroaniline	ND	380	ug/Kg	1	03/19/19	WB	SW8270D
4,6-Dinitro-2-methylphenol	ND	380	ug/Kg	1	03/19/19	WB	SW8270D
4-Bromophenyl phenyl ether	ND	380	ug/Kg	1	03/19/19	WB	SW8270D
4-Chloro-3-methylphenol	ND	270	ug/Kg	1	03/19/19	WB	SW8270D
4-Chloroaniline	ND	270	ug/Kg	1	03/19/19	WB	SW8270D
4-Chlorophenyl phenyl ether	ND	270	ug/Kg	1	03/19/19	WB	SW8270D
4-Nitroaniline	ND	610	ug/Kg	1	03/19/19	WB	SW8270D
4-Nitrophenol	ND	270	ug/Kg	1	03/19/19	WB	SW8270D
Acenaphthene	ND	270	ug/Kg	1	03/19/19	WB	SW8270D
Acenaphthylene	ND	270	ug/Kg	1	03/19/19	WB	SW8270D
Acetophenone	ND	270	ug/Kg	1	03/19/19	WB	SW8270D
Aniline	ND	380	ug/Kg	1	03/19/19	WB	SW8270D
Anthracene	ND	270	ug/Kg	1	03/19/19	WB	SW8270D
Benz(a)anthracene	ND	270	ug/Kg	1	03/19/19	WB	SW8270D
Benzidine	ND	270	ug/Kg	1	03/19/19	WB	SW8270D
Benzo(a)pyrene	ND	270	ug/Kg	1	03/19/19	WB	SW8270D
Benzo(b)fluoranthene	ND	270	ug/Kg	1	03/19/19	WB	SW8270D
Benzo(ghi)perylene	ND	270	ug/Kg	1	03/19/19	WB	SW8270D
Benzo(k)fluoranthene	ND	270	ug/Kg	1	03/19/19	WB	SW8270D
Benzoic acid	ND	770	ug/Kg	1	03/19/19	WB	SW8270D
Benzyl butyl phthalate	ND	270	ug/Kg	1	03/19/19	WB	SW8270D
Bis(2-chloroethoxy)methane	ND	270	ug/Kg	1	03/19/19	WB	SW8270D
Bis(2-chloroethyl)ether	ND	380	ug/Kg	1	03/19/19	WB	SW8270D
Bis(2-chloroisopropyl)ether	ND	270	ug/Kg	1	03/19/19	WB	SW8270D
Bis(2-ethylhexyl)phthalate	ND	270	ug/Kg	1	03/19/19	WB	SW8270D
Carbazole	ND	380	ug/Kg	1	03/19/19	WB	SW8270D
Chrysene	ND	270	ug/Kg	1	03/19/19	WB	SW8270D
Dibenz(a,h)anthracene	ND	270	ug/Kg	1	03/19/19	WB	SW8270D
Dibenzofuran	ND	270	ug/Kg	1	03/19/19	WB	SW8270D
Diethyl phthalate	ND	270	ug/Kg	1	03/19/19	WB	SW8270D
Dimethylphthalate	ND	270	ug/Kg	1	03/19/19	WB	SW8270D
Di-n-butylphthalate	ND	380	ug/Kg	1	03/19/19	WB	SW8270D
Di-n-octylphthalate	ND	270	ug/Kg	1	03/19/19	WB	SW8270D
Fluoranthene	ND	270	ug/Kg	1	03/19/19	WB	SW8270D
Fluorene	ND	270	ug/Kg	1	03/19/19	WB	SW8270D
Hexachlorobenzene	ND	270	ug/Kg	1	03/19/19	WB	SW8270D
Hexachlorobutadiene	ND	270	ug/Kg	1	03/19/19	WB	SW8270D
Hexachlorocyclopentadiene	ND	270	ug/Kg	1	03/19/19	WB	SW8270D
Hexachloroethane	ND	270	ug/Kg	1	03/19/19	WB	SW8270D
Indeno(1,2,3-cd)pyrene	ND	270	ug/Kg	1	03/19/19	WB	SW8270D
Isophorone	ND	270	ug/Kg	1	03/19/19	WB	SW8270D
Naphthalene	ND	270	ug/Kg	1	03/19/19	WB	SW8270D
Nitrobenzene	ND	270	ug/Kg	1	03/19/19	WB	SW8270D
N-Nitrosodimethylamine	ND	380	ug/Kg	1	03/19/19	WB	SW8270D
N-Nitrosodi-n-propylamine	ND	270	ug/Kg	1	03/19/19	WB	SW8270D
N-Nitrosodiphenylamine	ND	380	ug/Kg	1	03/19/19	WB	SW8270D
Pentachloronitrobenzene	ND	380	ug/Kg	1	03/19/19	WB	SW8270D

Parameter	Result	RL/ PQL	Units	Dilution	Date/Time	By	Reference
Pentachlorophenol	ND	380	ug/Kg	1	03/19/19	WB	SW8270D
Phenanthrene	ND	270	ug/Kg	1	03/19/19	WB	SW8270D
Phenol	ND	270	ug/Kg	1	03/19/19	WB	SW8270D
Pyrene	ND	270	ug/Kg	1	03/19/19	WB	SW8270D
Pyridine	ND	380	ug/Kg	1	03/19/19	WB	SW8270D
<u>QA/QC Surrogates</u>							
% 2,4,6-Tribromophenol	49		%	1	03/19/19	WB	30 - 130 %
% 2-Fluorobiphenyl	44		%	1	03/19/19	WB	30 - 130 %
% 2-Fluorophenol	39		%	1	03/19/19	WB	30 - 130 %
% Nitrobenzene-d5	45		%	1	03/19/19	WB	30 - 130 %
% Phenol-d5	45		%	1	03/19/19	WB	30 - 130 %
% Terphenyl-d14	42		%	1	03/19/19	WB	30 - 130 %
Field Extraction	Completed				03/18/19		SW5035A

1

1 = This parameter is not certified by the primary accrediting authority (NY NELAC) for this matrix. NY NELAC does not offer certification for all parameters at this time.

RL/PQL=Reporting/Practical Quantitation Level (Equivalent to NELAC LOQ, Limit of Quantitation) ND=Not Detected at RL/PQL
 BRL=Below Reporting Level L=Biased Low

QA/QC Surrogates: Surrogates are compounds (preceeded with a %) added by the lab to determine analysis efficiency. Surrogate results(%) listed in the report are not "detected" compounds.


Comments:

Per 1.4.6 of EPA method 8270D, 1,2-Diphenylhydrazine is unstable and readily converts to Azobenzene. Azobenzene is used for the calibration of 1,2-Diphenylhydrazine.

Please be advised that the NY 375 soil criteria for chromium are based on hexavalent chromium and trivalent chromium.

All soils, solids and sludges are reported on a dry weight basis unless otherwise noted in the sample comments.

If you are the client above and have any questions concerning this testing, please do not hesitate to contact Phoenix Client Services at ext.200. The contents of this report cannot be discussed with anyone other than the client listed above without their written consent.



Phyllis Shiller, Laboratory Director

March 27, 2019

Reviewed and Released by: Bobbi Aloisa, Vice President



Environmental Laboratories, Inc.
 587 East Middle Turnpike, P.O.Box 370, Manchester, CT 06045
 Tel. (860) 645-1102 Fax (860) 645-0823



Analysis Report

March 27, 2019

FOR: Attn: Moshe Monheit
 Rock Brokerage
 170 Lee Avenue
 Brooklyn NY 11211

Sample Information

Matrix: SOIL
 Location Code: ROCKBROKE
 Rush Request: Standard
 P.O.#:

Custody Information

Collected by:
 Received by: CP
 Analyzed by: see "By" below

Date

03/18/19
 03/18/19

Time

8:00
 17:46

Laboratory Data

SDG ID: GCC69590
 Phoenix ID: CC69591

Project ID: 297 WALLABOUT
 Client ID: SB-3 (10-12)

Parameter	Result	RL/ PQL	Units	Dilution	Date/Time	By	Reference
Silver	< 0.35	0.35	mg/Kg	1	03/19/19	CPP	SW6010D
Aluminum	11000	53	mg/Kg	10	03/19/19	CPP	SW6010D
Arsenic	3.58	0.71	mg/Kg	1	03/19/19	CPP	SW6010D
Barium	65.5	0.35	mg/Kg	1	03/19/19	CPP	SW6010D
Beryllium	0.48	0.28	mg/Kg	1	03/19/19	CPP	SW6010D
Calcium	11100	53	mg/Kg	10	03/19/19	EK	SW6010D
Cadmium	0.44	0.35	mg/Kg	1	03/19/19	CPP	SW6010D
Cobalt	9.12	0.35	mg/Kg	1	03/19/19	CPP	SW6010D
Chromium	27.6	0.35	mg/Kg	1	03/19/19	CPP	SW6010D
Copper	28.6	0.7	mg/kg	1	03/19/19	CPP	SW6010D
Iron	20500	53	mg/Kg	10	03/19/19	CPP	SW6010D
Mercury	< 0.03	0.03	mg/Kg	1	03/20/19	RS	SW7471B
Potassium	2280	5.3	mg/Kg	1	03/19/19	EK	SW6010D
Magnesium	5670	53	mg/Kg	10	03/19/19	CPP	SW6010D
Manganese	483	3.5	mg/Kg	10	03/19/19	CPP	SW6010D
Sodium	939	5.3	mg/Kg	1	03/19/19	CPP	SW6010D
Nickel	30.3	0.35	mg/Kg	1	03/19/19	CPP	SW6010D
Lead	14.4	0.35	mg/Kg	1	03/19/19	CPP	SW6010D
Antimony	< 3.5	3.5	mg/Kg	1	03/19/19	CPP	SW6010D
Selenium	< 1.4	1.4	mg/Kg	1	03/19/19	EK	SW6010D
Thallium	< 3.2	3.2	mg/Kg	1	03/19/19	CPP	SW6010D
Vanadium	34.6	0.35	mg/Kg	1	03/19/19	CPP	SW6010D
Zinc	73.0	0.7	mg/Kg	1	03/19/19	CPP	SW6010D
Percent Solid	93		%		03/18/19	ML	SW846-%Solid
Soil Extraction for PCB	Completed				03/18/19	MM/V	SW3545A
Soil Extraction for Pesticides	Completed				03/18/19	MM/V	SW3545A
Soil Extraction for SVOA	Completed				03/18/19	JJ/LV	SW3545A
Mercury Digestion	Completed				03/20/19	W/II	SW7471B

Parameter	Result	RL/ PQL	Units	Dilution	Date/Time	By	Reference
Total Metals Digest	Completed				03/18/19	B/AG/BF	SW3050B
<u>Polychlorinated Biphenyls</u>							
PCB-1016	ND	71	ug/Kg	2	03/19/19	SC	SW8082A
PCB-1221	ND	71	ug/Kg	2	03/19/19	SC	SW8082A
PCB-1232	ND	71	ug/Kg	2	03/19/19	SC	SW8082A
PCB-1242	ND	71	ug/Kg	2	03/19/19	SC	SW8082A
PCB-1248	ND	71	ug/Kg	2	03/19/19	SC	SW8082A
PCB-1254	ND	71	ug/Kg	2	03/19/19	SC	SW8082A
PCB-1260	ND	71	ug/Kg	2	03/19/19	SC	SW8082A
PCB-1262	ND	71	ug/Kg	2	03/19/19	SC	SW8082A
PCB-1268	ND	71	ug/Kg	2	03/19/19	SC	SW8082A
<u>QA/QC Surrogates</u>							
% DCBP	58		%	2	03/19/19	SC	30 - 150 %
% DCBP (Confirmation)	55		%	2	03/19/19	SC	30 - 150 %
% TCMX	67		%	2	03/19/19	SC	30 - 150 %
% TCMX (Confirmation)	62		%	2	03/19/19	SC	30 - 150 %
<u>Pesticides - Soil</u>							
4,4' -DDD	ND	2.1	ug/Kg	2	03/19/19	CW	SW8081B
4,4' -DDE	ND	2.1	ug/Kg	2	03/19/19	CW	SW8081B
4,4' -DDT	ND	2.1	ug/Kg	2	03/19/19	CW	SW8081B
a-BHC	ND	7.1	ug/Kg	2	03/19/19	CW	SW8081B
a-Chlordane	ND	3.6	ug/Kg	2	03/19/19	CW	SW8081B
Aldrin	ND	3.6	ug/Kg	2	03/19/19	CW	SW8081B
b-BHC	ND	7.1	ug/Kg	2	03/19/19	CW	SW8081B
Chlordane	ND	36	ug/Kg	2	03/19/19	CW	SW8081B
d-BHC	ND	7.1	ug/Kg	2	03/19/19	CW	SW8081B
Dieldrin	ND	3.6	ug/Kg	2	03/19/19	CW	SW8081B
Endosulfan I	ND	7.1	ug/Kg	2	03/19/19	CW	SW8081B
Endosulfan II	ND	7.1	ug/Kg	2	03/19/19	CW	SW8081B
Endosulfan sulfate	ND	7.1	ug/Kg	2	03/19/19	CW	SW8081B
Endrin	ND	7.1	ug/Kg	2	03/19/19	CW	SW8081B
Endrin aldehyde	ND	7.1	ug/Kg	2	03/19/19	CW	SW8081B
Endrin ketone	ND	7.1	ug/Kg	2	03/19/19	CW	SW8081B
g-BHC	ND	1.4	ug/Kg	2	03/19/19	CW	SW8081B
g-Chlordane	ND	3.6	ug/Kg	2	03/19/19	CW	SW8081B
Heptachlor	ND	7.1	ug/Kg	2	03/19/19	CW	SW8081B
Heptachlor epoxide	ND	7.1	ug/Kg	2	03/19/19	CW	SW8081B
Methoxychlor	ND	36	ug/Kg	2	03/19/19	CW	SW8081B
Toxaphene	ND	140	ug/Kg	2	03/19/19	CW	SW8081B
<u>QA/QC Surrogates</u>							
% DCBP	67		%	2	03/19/19	CW	30 - 150 %
% DCBP (Confirmation)	63		%	2	03/19/19	CW	30 - 150 %
% TCMX	63		%	2	03/19/19	CW	30 - 150 %
% TCMX (Confirmation)	67		%	2	03/19/19	CW	30 - 150 %
<u>Volatiles</u>							
1,1,1,2-Tetrachloroethane	ND	5.4	ug/Kg	1	03/19/19	JLI	SW8260C
1,1,1-Trichloroethane	ND	5.4	ug/Kg	1	03/19/19	JLI	SW8260C

Parameter	Result	RL/ PQL	Units	Dilution	Date/Time	By	Reference
1,1,2,2-Tetrachloroethane	ND	5.4	ug/Kg	1	03/19/19	JLI	SW8260C
1,1,2-Trichloroethane	ND	5.4	ug/Kg	1	03/19/19	JLI	SW8260C
1,1-Dichloroethane	ND	5.4	ug/Kg	1	03/19/19	JLI	SW8260C
1,1-Dichloroethene	ND	5.4	ug/Kg	1	03/19/19	JLI	SW8260C
1,1-Dichloropropene	ND	5.4	ug/Kg	1	03/19/19	JLI	SW8260C
1,2,3-Trichlorobenzene	ND	5.4	ug/Kg	1	03/19/19	JLI	SW8260C
1,2,3-Trichloropropane	ND	5.4	ug/Kg	1	03/19/19	JLI	SW8260C
1,2,4-Trichlorobenzene	ND	5.4	ug/Kg	1	03/19/19	JLI	SW8260C
1,2,4-Trimethylbenzene	ND	5.4	ug/Kg	1	03/19/19	JLI	SW8260C
1,2-Dibromo-3-chloropropane	ND	5.4	ug/Kg	1	03/19/19	JLI	SW8260C
1,2-Dibromoethane	ND	5.4	ug/Kg	1	03/19/19	JLI	SW8260C
1,2-Dichlorobenzene	ND	5.4	ug/Kg	1	03/19/19	JLI	SW8260C
1,2-Dichloroethane	ND	5.4	ug/Kg	1	03/19/19	JLI	SW8260C
1,2-Dichloropropane	ND	5.4	ug/Kg	1	03/19/19	JLI	SW8260C
1,3,5-Trimethylbenzene	ND	5.4	ug/Kg	1	03/19/19	JLI	SW8260C
1,3-Dichlorobenzene	ND	5.4	ug/Kg	1	03/19/19	JLI	SW8260C
1,3-Dichloropropane	ND	5.4	ug/Kg	1	03/19/19	JLI	SW8260C
1,4-Dichlorobenzene	ND	5.4	ug/Kg	1	03/19/19	JLI	SW8260C
2,2-Dichloropropane	ND	5.4	ug/Kg	1	03/19/19	JLI	SW8260C
2-Chlorotoluene	ND	5.4	ug/Kg	1	03/19/19	JLI	SW8260C
2-Hexanone	ND	27	ug/Kg	1	03/19/19	JLI	SW8260C
2-Isopropyltoluene	ND	5.4	ug/Kg	1	03/19/19	JLI	SW8260C
4-Chlorotoluene	ND	5.4	ug/Kg	1	03/19/19	JLI	SW8260C
4-Methyl-2-pentanone	ND	27	ug/Kg	1	03/19/19	JLI	SW8260C
Acetone	ND	27	ug/Kg	1	03/19/19	JLI	SW8260C
Acrylonitrile	ND	11	ug/Kg	1	03/19/19	JLI	SW8260C
Benzene	ND	5.4	ug/Kg	1	03/19/19	JLI	SW8260C
Bromobenzene	ND	5.4	ug/Kg	1	03/19/19	JLI	SW8260C
Bromochloromethane	ND	5.4	ug/Kg	1	03/19/19	JLI	SW8260C
Bromodichloromethane	ND	5.4	ug/Kg	1	03/19/19	JLI	SW8260C
Bromoform	ND	5.4	ug/Kg	1	03/19/19	JLI	SW8260C
Bromomethane	ND	5.4	ug/Kg	1	03/19/19	JLI	SW8260C
Carbon Disulfide	ND	5.4	ug/Kg	1	03/19/19	JLI	SW8260C
Carbon tetrachloride	ND	5.4	ug/Kg	1	03/19/19	JLI	SW8260C
Chlorobenzene	ND	5.4	ug/Kg	1	03/19/19	JLI	SW8260C
Chloroethane	ND	5.4	ug/Kg	1	03/19/19	JLI	SW8260C
Chloroform	ND	5.4	ug/Kg	1	03/19/19	JLI	SW8260C
Chloromethane	ND	5.4	ug/Kg	1	03/19/19	JLI	SW8260C
cis-1,2-Dichloroethene	ND	5.4	ug/Kg	1	03/19/19	JLI	SW8260C
cis-1,3-Dichloropropene	ND	5.4	ug/Kg	1	03/19/19	JLI	SW8260C
Dibromochloromethane	ND	5.4	ug/Kg	1	03/19/19	JLI	SW8260C
Dibromomethane	ND	5.4	ug/Kg	1	03/19/19	JLI	SW8260C
Dichlorodifluoromethane	ND	5.4	ug/Kg	1	03/19/19	JLI	SW8260C
Ethylbenzene	ND	5.4	ug/Kg	1	03/19/19	JLI	SW8260C
Hexachlorobutadiene	ND	5.4	ug/Kg	1	03/19/19	JLI	SW8260C
Isopropylbenzene	ND	5.4	ug/Kg	1	03/19/19	JLI	SW8260C
m&p-Xylene	ND	5.4	ug/Kg	1	03/19/19	JLI	SW8260C
Methyl Ethyl Ketone	ND	27	ug/Kg	1	03/19/19	JLI	SW8260C
Methyl t-butyl ether (MTBE)	ND	11	ug/Kg	1	03/19/19	JLI	SW8260C

1

Parameter	Result	RL/ PQL	Units	Dilution	Date/Time	By	Reference
Methylene chloride	ND	11	ug/Kg	1	03/19/19	JLI	SW8260C
Naphthalene	ND	5.4	ug/Kg	1	03/19/19	JLI	SW8260C
n-Butylbenzene	ND	5.4	ug/Kg	1	03/19/19	JLI	SW8260C
n-Propylbenzene	ND	5.4	ug/Kg	1	03/19/19	JLI	SW8260C
o-Xylene	ND	5.4	ug/Kg	1	03/19/19	JLI	SW8260C
p-Isopropyltoluene	ND	5.4	ug/Kg	1	03/19/19	JLI	SW8260C
sec-Butylbenzene	ND	5.4	ug/Kg	1	03/19/19	JLI	SW8260C
Styrene	ND	5.4	ug/Kg	1	03/19/19	JLI	SW8260C
tert-Butylbenzene	ND	5.4	ug/Kg	1	03/19/19	JLI	SW8260C
Tetrachloroethene	ND	5.4	ug/Kg	1	03/19/19	JLI	SW8260C
Tetrahydrofuran (THF)	ND	11	ug/Kg	1	03/19/19	JLI	SW8260C
Toluene	ND	5.4	ug/Kg	1	03/19/19	JLI	SW8260C
Total Xylenes	ND	5.4	ug/Kg	1	03/19/19	JLI	SW8260C
trans-1,2-Dichloroethene	ND	5.4	ug/Kg	1	03/19/19	JLI	SW8260C
trans-1,3-Dichloropropene	ND	5.4	ug/Kg	1	03/19/19	JLI	SW8260C
trans-1,4-dichloro-2-butene	ND	11	ug/Kg	1	03/19/19	JLI	SW8260C
Trichloroethene	ND	5.4	ug/Kg	1	03/19/19	JLI	SW8260C
Trichlorofluoromethane	ND	5.4	ug/Kg	1	03/19/19	JLI	SW8260C
Trichlorotrifluoroethane	ND	5.4	ug/Kg	1	03/19/19	JLI	SW8260C
Vinyl chloride	ND	5.4	ug/Kg	1	03/19/19	JLI	SW8260C
<u>QA/QC Surrogates</u>							
% 1,2-dichlorobenzene-d4	100		%	1	03/19/19	JLI	70 - 130 %
% Bromofluorobenzene	95		%	1	03/19/19	JLI	70 - 130 %
% Dibromofluoromethane	103		%	1	03/19/19	JLI	70 - 130 %
% Toluene-d8	101		%	1	03/19/19	JLI	70 - 130 %
<u>Semivolatiles</u>							
1,2,4,5-Tetrachlorobenzene	ND	250	ug/Kg	1	03/19/19	WB	SW8270D
1,2,4-Trichlorobenzene	ND	250	ug/Kg	1	03/19/19	WB	SW8270D
1,2-Dichlorobenzene	ND	250	ug/Kg	1	03/19/19	WB	SW8270D
1,2-Diphenylhydrazine	ND	360	ug/Kg	1	03/19/19	WB	SW8270D
1,3-Dichlorobenzene	ND	250	ug/Kg	1	03/19/19	WB	SW8270D
1,4-Dichlorobenzene	ND	250	ug/Kg	1	03/19/19	WB	SW8270D
2,4,5-Trichlorophenol	ND	250	ug/Kg	1	03/19/19	WB	SW8270D
2,4,6-Trichlorophenol	ND	250	ug/Kg	1	03/19/19	WB	SW8270D
2,4-Dichlorophenol	ND	250	ug/Kg	1	03/19/19	WB	SW8270D
2,4-Dimethylphenol	ND	250	ug/Kg	1	03/19/19	WB	SW8270D
2,4-Dinitrophenol	ND	360	ug/Kg	1	03/19/19	WB	SW8270D
2,4-Dinitrotoluene	ND	250	ug/Kg	1	03/19/19	WB	SW8270D
2,6-Dinitrotoluene	ND	250	ug/Kg	1	03/19/19	WB	SW8270D
2-Chloronaphthalene	ND	250	ug/Kg	1	03/19/19	WB	SW8270D
2-Chlorophenol	ND	250	ug/Kg	1	03/19/19	WB	SW8270D
2-Methylnaphthalene	ND	250	ug/Kg	1	03/19/19	WB	SW8270D
2-Methylphenol (o-cresol)	ND	250	ug/Kg	1	03/19/19	WB	SW8270D
2-Nitroaniline	ND	360	ug/Kg	1	03/19/19	WB	SW8270D
2-Nitrophenol	ND	250	ug/Kg	1	03/19/19	WB	SW8270D
3&4-Methylphenol (m&p-cresol)	ND	360	ug/Kg	1	03/19/19	WB	SW8270D
3,3'-Dichlorobenzidine	ND	250	ug/Kg	1	03/19/19	WB	SW8270D
3-Nitroaniline	ND	360	ug/Kg	1	03/19/19	WB	SW8270D
4,6-Dinitro-2-methylphenol	ND	360	ug/Kg	1	03/19/19	WB	SW8270D

Parameter	Result	RL/ PQL	Units	Dilution	Date/Time	By	Reference
4-Bromophenyl phenyl ether	ND	360	ug/Kg	1	03/19/19	WB	SW8270D
4-Chloro-3-methylphenol	ND	250	ug/Kg	1	03/19/19	WB	SW8270D
4-Chloroaniline	ND	250	ug/Kg	1	03/19/19	WB	SW8270D
4-Chlorophenyl phenyl ether	ND	250	ug/Kg	1	03/19/19	WB	SW8270D
4-Nitroaniline	ND	570	ug/Kg	1	03/19/19	WB	SW8270D
4-Nitrophenol	ND	250	ug/Kg	1	03/19/19	WB	SW8270D
Acenaphthene	ND	250	ug/Kg	1	03/19/19	WB	SW8270D
Acenaphthylene	ND	250	ug/Kg	1	03/19/19	WB	SW8270D
Acetophenone	ND	250	ug/Kg	1	03/19/19	WB	SW8270D
Aniline	ND	360	ug/Kg	1	03/19/19	WB	SW8270D
Anthracene	ND	250	ug/Kg	1	03/19/19	WB	SW8270D
Benz(a)anthracene	ND	250	ug/Kg	1	03/19/19	WB	SW8270D
Benzidine	ND	250	ug/Kg	1	03/19/19	WB	SW8270D
Benzo(a)pyrene	ND	250	ug/Kg	1	03/19/19	WB	SW8270D
Benzo(b)fluoranthene	ND	250	ug/Kg	1	03/19/19	WB	SW8270D
Benzo(ghi)perylene	ND	250	ug/Kg	1	03/19/19	WB	SW8270D
Benzo(k)fluoranthene	ND	250	ug/Kg	1	03/19/19	WB	SW8270D
Benzoic acid	ND	710	ug/Kg	1	03/19/19	WB	SW8270D
Benzyl butyl phthalate	ND	250	ug/Kg	1	03/19/19	WB	SW8270D
Bis(2-chloroethoxy)methane	ND	250	ug/Kg	1	03/19/19	WB	SW8270D
Bis(2-chloroethyl)ether	ND	360	ug/Kg	1	03/19/19	WB	SW8270D
Bis(2-chloroisopropyl)ether	ND	250	ug/Kg	1	03/19/19	WB	SW8270D
Bis(2-ethylhexyl)phthalate	ND	250	ug/Kg	1	03/19/19	WB	SW8270D
Carbazole	ND	360	ug/Kg	1	03/19/19	WB	SW8270D
Chrysene	ND	250	ug/Kg	1	03/19/19	WB	SW8270D
Dibenz(a,h)anthracene	ND	250	ug/Kg	1	03/19/19	WB	SW8270D
Dibenzofuran	ND	250	ug/Kg	1	03/19/19	WB	SW8270D
Diethyl phthalate	ND	250	ug/Kg	1	03/19/19	WB	SW8270D
Dimethylphthalate	ND	250	ug/Kg	1	03/19/19	WB	SW8270D
Di-n-butylphthalate	ND	360	ug/Kg	1	03/19/19	WB	SW8270D
Di-n-octylphthalate	ND	250	ug/Kg	1	03/19/19	WB	SW8270D
Fluoranthene	ND	250	ug/Kg	1	03/19/19	WB	SW8270D
Fluorene	ND	250	ug/Kg	1	03/19/19	WB	SW8270D
Hexachlorobenzene	ND	250	ug/Kg	1	03/19/19	WB	SW8270D
Hexachlorobutadiene	ND	250	ug/Kg	1	03/19/19	WB	SW8270D
Hexachlorocyclopentadiene	ND	250	ug/Kg	1	03/19/19	WB	SW8270D
Hexachloroethane	ND	250	ug/Kg	1	03/19/19	WB	SW8270D
Indeno(1,2,3-cd)pyrene	ND	250	ug/Kg	1	03/19/19	WB	SW8270D
Isophorone	ND	250	ug/Kg	1	03/19/19	WB	SW8270D
Naphthalene	ND	250	ug/Kg	1	03/19/19	WB	SW8270D
Nitrobenzene	ND	250	ug/Kg	1	03/19/19	WB	SW8270D
N-Nitrosodimethylamine	ND	360	ug/Kg	1	03/19/19	WB	SW8270D
N-Nitrosodi-n-propylamine	ND	250	ug/Kg	1	03/19/19	WB	SW8270D
N-Nitrosodiphenylamine	ND	360	ug/Kg	1	03/19/19	WB	SW8270D
Pentachloronitrobenzene	ND	360	ug/Kg	1	03/19/19	WB	SW8270D
Pentachlorophenol	ND	360	ug/Kg	1	03/19/19	WB	SW8270D
Phenanthrene	ND	250	ug/Kg	1	03/19/19	WB	SW8270D
Phenol	ND	250	ug/Kg	1	03/19/19	WB	SW8270D
Pyrene	ND	250	ug/Kg	1	03/19/19	WB	SW8270D

Parameter	Result	RL/ PQL	Units	Dilution	Date/Time	By	Reference
Pyridine	ND	360	ug/Kg	1	03/19/19	WB	SW8270D
<u>QA/QC Surrogates</u>							
% 2,4,6-Tribromophenol	83		%	1	03/19/19	WB	30 - 130 %
% 2-Fluorobiphenyl	69		%	1	03/19/19	WB	30 - 130 %
% 2-Fluorophenol	57		%	1	03/19/19	WB	30 - 130 %
% Nitrobenzene-d5	70		%	1	03/19/19	WB	30 - 130 %
% Phenol-d5	69		%	1	03/19/19	WB	30 - 130 %
% Terphenyl-d14	62		%	1	03/19/19	WB	30 - 130 %
Field Extraction	Completed				03/18/19		SW5035A

1

1 = This parameter is not certified by the primary accrediting authority (NY NELAC) for this matrix. NY NELAC does not offer certification for all parameters at this time.

RL/PQL=Reporting/Practical Quantitation Level (Equivalent to NELAC LOQ, Limit of Quantitation) ND=Not Detected at RL/PQL
 BRL=Below Reporting Level L=Biased Low

QA/QC Surrogates: Surrogates are compounds (preceded with a %) added by the lab to determine analysis efficiency. Surrogate results(%) listed in the report are not "detected" compounds.


Comments:

Per 1.4.6 of EPA method 8270D, 1,2-Diphenylhydrazine is unstable and readily converts to Azobenzene. Azobenzene is used for the calibration of 1,2-Diphenylhydrazine.

Please be advised that the NY 375 soil criteria for chromium are based on hexavalent chromium and trivalent chromium.

All soils, solids and sludges are reported on a dry weight basis unless otherwise noted in the sample comments.

If you are the client above and have any questions concerning this testing, please do not hesitate to contact Phoenix Client Services at ext.200. The contents of this report cannot be discussed with anyone other than the client listed above without their written consent.



Phyllis Shiller, Laboratory Director

March 27, 2019

Reviewed and Released by: Bobbi Aloisa, Vice President



Environmental Laboratories, Inc.
 587 East Middle Turnpike, P.O.Box 370, Manchester, CT 06045
 Tel. (860) 645-1102 Fax (860) 645-0823



Analysis Report

March 27, 2019

FOR: Attn: Moshe Monheit
 Rock Brokerage
 170 Lee Avenue
 Brooklyn NY 11211

Sample Information

Matrix: SOIL
 Location Code: ROCKBROKE
 Rush Request: Standard
 P.O.#:

Custody Information

Collected by:
 Received by: CP
 Analyzed by: see "By" below

Date

03/18/19
 03/18/19

Time

8:15
 17:46

Laboratory Data

SDG ID: GCC69590
 Phoenix ID: CC69592

Project ID: 297 WALLABOUT
 Client ID: SB-5 (0-2)

Parameter	Result	RL/ PQL	Units	Dilution	Date/Time	By	Reference
Silver	< 0.39	0.39	mg/Kg	1	03/19/19	CPP	SW6010D
Aluminum	7450	59	mg/Kg	10	03/19/19	CPP	SW6010D
Arsenic	8.69	0.79	mg/Kg	1	03/19/19	CPP	SW6010D
Barium	373	0.39	mg/Kg	1	03/19/19	CPP	SW6010D
Beryllium	0.36	0.31	mg/Kg	1	03/19/19	CPP	SW6010D
Calcium	38300	59	mg/Kg	10	03/19/19	EK	SW6010D
Cadmium	1.55	0.39	mg/Kg	1	03/19/19	CPP	SW6010D
Cobalt	6.69	0.39	mg/Kg	1	03/19/19	CPP	SW6010D
Chromium	48.7	0.39	mg/Kg	1	03/19/19	CPP	SW6010D
Copper	90.1	0.8	mg/kg	1	03/19/19	CPP	SW6010D
Iron	25500	59	mg/Kg	10	03/19/19	CPP	SW6010D
Mercury	1.19	0.08	mg/Kg	1	03/20/19	RS	SW7471B
Potassium	1250	5.9	mg/Kg	1	03/19/19	EK	SW6010D
Magnesium	5700	5.9	mg/Kg	1	03/19/19	CPP	SW6010D
Manganese	342	3.9	mg/Kg	10	03/19/19	CPP	SW6010D
Sodium	426	5.9	mg/Kg	1	03/19/19	CPP	SW6010D
Nickel	45.4	0.39	mg/Kg	1	03/19/19	CPP	SW6010D
Lead	796	3.9	mg/Kg	10	03/19/19	CPP	SW6010D
Antimony	< 3.9	3.9	mg/Kg	1	03/19/19	CPP	SW6010D
Selenium	< 1.6	1.6	mg/Kg	1	03/19/19	EK	SW6010D
Thallium	< 3.5	3.5	mg/Kg	1	03/19/19	CPP	SW6010D
Vanadium	24.1	0.39	mg/Kg	1	03/19/19	CPP	SW6010D
Zinc	848	7.9	mg/Kg	10	03/19/19	CPP	SW6010D
Percent Solid	87		%		03/18/19	ML	SW846-%Solid
Soil Extraction for PCB	Completed				03/18/19	MM/V	SW3545A
Soil Extraction for Pesticides	Completed				03/18/19	MM/V	SW3545A
Soil Extraction for SVOA	Completed				03/18/19	JJ/LV	SW3545A
Mercury Digestion	Completed				03/20/19	W/II	SW7471B

Parameter	Result	RL/ PQL	Units	Dilution	Date/Time	By	Reference
Total Metals Digest	Completed				03/18/19	B/AG/BF	SW3050B
<u>Polychlorinated Biphenyls</u>							
PCB-1016	ND	76	ug/Kg	2	03/19/19	SC	SW8082A
PCB-1221	ND	76	ug/Kg	2	03/19/19	SC	SW8082A
PCB-1232	ND	76	ug/Kg	2	03/19/19	SC	SW8082A
PCB-1242	ND	76	ug/Kg	2	03/19/19	SC	SW8082A
PCB-1248	ND	76	ug/Kg	2	03/19/19	SC	SW8082A
PCB-1254	ND	76	ug/Kg	2	03/19/19	SC	SW8082A
PCB-1260	ND	76	ug/Kg	2	03/19/19	SC	SW8082A
PCB-1262	ND	76	ug/Kg	2	03/19/19	SC	SW8082A
PCB-1268	ND	76	ug/Kg	2	03/19/19	SC	SW8082A
<u>QA/QC Surrogates</u>							
% DCBP	75		%	2	03/19/19	SC	30 - 150 %
% DCBP (Confirmation)	71		%	2	03/19/19	SC	30 - 150 %
% TCMX	64		%	2	03/19/19	SC	30 - 150 %
% TCMX (Confirmation)	59		%	2	03/19/19	SC	30 - 150 %
<u>Pesticides - Soil</u>							
4,4' -DDD	33	2.3	ug/Kg	2	03/19/19	CW	SW8081B
4,4' -DDE	ND	2.3	ug/Kg	2	03/19/19	CW	SW8081B
4,4' -DDT	14	2.3	ug/Kg	2	03/19/19	CW	SW8081B
a-BHC	ND	7.6	ug/Kg	2	03/19/19	CW	SW8081B
a-Chlordane	15	3.8	ug/Kg	2	03/19/19	CW	SW8081B
Aldrin	ND	3.8	ug/Kg	2	03/19/19	CW	SW8081B
b-BHC	ND	7.6	ug/Kg	2	03/19/19	CW	SW8081B
Chlordane	86	38	ug/Kg	2	03/19/19	CW	SW8081B
d-BHC	ND	7.6	ug/Kg	2	03/19/19	CW	SW8081B
Dieldrin	14	3.8	ug/Kg	2	03/19/19	CW	SW8081B
Endosulfan I	ND	7.6	ug/Kg	2	03/19/19	CW	SW8081B
Endosulfan II	ND	7.6	ug/Kg	2	03/19/19	CW	SW8081B
Endosulfan sulfate	ND	7.6	ug/Kg	2	03/19/19	CW	SW8081B
Endrin	ND	7.6	ug/Kg	2	03/19/19	CW	SW8081B
Endrin aldehyde	ND	7.6	ug/Kg	2	03/19/19	CW	SW8081B
Endrin ketone	ND	7.6	ug/Kg	2	03/19/19	CW	SW8081B
g-BHC	ND	1.5	ug/Kg	2	03/19/19	CW	SW8081B
g-Chlordane	14	3.8	ug/Kg	2	03/19/19	CW	SW8081B
Heptachlor	ND	7.6	ug/Kg	2	03/19/19	CW	SW8081B
Heptachlor epoxide	ND	7.6	ug/Kg	2	03/19/19	CW	SW8081B
Methoxychlor	ND	38	ug/Kg	2	03/19/19	CW	SW8081B
Toxaphene	ND	150	ug/Kg	2	03/19/19	CW	SW8081B
<u>QA/QC Surrogates</u>							
% DCBP	62		%	2	03/19/19	CW	30 - 150 %
% DCBP (Confirmation)	60		%	2	03/19/19	CW	30 - 150 %
% TCMX	44		%	2	03/19/19	CW	30 - 150 %
% TCMX (Confirmation)	51		%	2	03/19/19	CW	30 - 150 %
<u>Volatiles</u>							
1,1,1,2-Tetrachloroethane	ND	6.5	ug/Kg	1	03/19/19	JLI	SW8260C
1,1,1-Trichloroethane	ND	6.5	ug/Kg	1	03/19/19	JLI	SW8260C

Parameter	Result	RL/ PQL	Units	Dilution	Date/Time	By	Reference
1,1,2,2-Tetrachloroethane	ND	6.5	ug/Kg	1	03/19/19	JLI	SW8260C
1,1,2-Trichloroethane	ND	6.5	ug/Kg	1	03/19/19	JLI	SW8260C
1,1-Dichloroethane	ND	6.5	ug/Kg	1	03/19/19	JLI	SW8260C
1,1-Dichloroethene	ND	6.5	ug/Kg	1	03/19/19	JLI	SW8260C
1,1-Dichloropropene	ND	6.5	ug/Kg	1	03/19/19	JLI	SW8260C
1,2,3-Trichlorobenzene	ND	6.5	ug/Kg	1	03/19/19	JLI	SW8260C
1,2,3-Trichloropropane	ND	6.5	ug/Kg	1	03/19/19	JLI	SW8260C
1,2,4-Trichlorobenzene	ND	6.5	ug/Kg	1	03/19/19	JLI	SW8260C
1,2,4-Trimethylbenzene	ND	6.5	ug/Kg	1	03/19/19	JLI	SW8260C
1,2-Dibromo-3-chloropropane	ND	6.5	ug/Kg	1	03/19/19	JLI	SW8260C
1,2-Dibromoethane	ND	6.5	ug/Kg	1	03/19/19	JLI	SW8260C
1,2-Dichlorobenzene	ND	6.5	ug/Kg	1	03/19/19	JLI	SW8260C
1,2-Dichloroethane	ND	6.5	ug/Kg	1	03/19/19	JLI	SW8260C
1,2-Dichloropropane	ND	6.5	ug/Kg	1	03/19/19	JLI	SW8260C
1,3,5-Trimethylbenzene	ND	6.5	ug/Kg	1	03/19/19	JLI	SW8260C
1,3-Dichlorobenzene	ND	6.5	ug/Kg	1	03/19/19	JLI	SW8260C
1,3-Dichloropropane	ND	6.5	ug/Kg	1	03/19/19	JLI	SW8260C
1,4-Dichlorobenzene	ND	6.5	ug/Kg	1	03/19/19	JLI	SW8260C
2,2-Dichloropropane	ND	6.5	ug/Kg	1	03/19/19	JLI	SW8260C
2-Chlorotoluene	ND	6.5	ug/Kg	1	03/19/19	JLI	SW8260C
2-Hexanone	ND	32	ug/Kg	1	03/19/19	JLI	SW8260C
2-Isopropyltoluene	ND	6.5	ug/Kg	1	03/19/19	JLI	SW8260C
4-Chlorotoluene	ND	6.5	ug/Kg	1	03/19/19	JLI	SW8260C
4-Methyl-2-pentanone	ND	32	ug/Kg	1	03/19/19	JLI	SW8260C
Acetone	ND	32	ug/Kg	1	03/19/19	JLI	SW8260C
Acrylonitrile	ND	13	ug/Kg	1	03/19/19	JLI	SW8260C
Benzene	ND	6.5	ug/Kg	1	03/19/19	JLI	SW8260C
Bromobenzene	ND	6.5	ug/Kg	1	03/19/19	JLI	SW8260C
Bromochloromethane	ND	6.5	ug/Kg	1	03/19/19	JLI	SW8260C
Bromodichloromethane	ND	6.5	ug/Kg	1	03/19/19	JLI	SW8260C
Bromoform	ND	6.5	ug/Kg	1	03/19/19	JLI	SW8260C
Bromomethane	ND	6.5	ug/Kg	1	03/19/19	JLI	SW8260C
Carbon Disulfide	ND	6.5	ug/Kg	1	03/19/19	JLI	SW8260C
Carbon tetrachloride	ND	6.5	ug/Kg	1	03/19/19	JLI	SW8260C
Chlorobenzene	ND	6.5	ug/Kg	1	03/19/19	JLI	SW8260C
Chloroethane	ND	6.5	ug/Kg	1	03/19/19	JLI	SW8260C
Chloroform	ND	6.5	ug/Kg	1	03/19/19	JLI	SW8260C
Chloromethane	ND	6.5	ug/Kg	1	03/19/19	JLI	SW8260C
cis-1,2-Dichloroethene	ND	6.5	ug/Kg	1	03/19/19	JLI	SW8260C
cis-1,3-Dichloropropene	ND	6.5	ug/Kg	1	03/19/19	JLI	SW8260C
Dibromochloromethane	ND	6.5	ug/Kg	1	03/19/19	JLI	SW8260C
Dibromomethane	ND	6.5	ug/Kg	1	03/19/19	JLI	SW8260C
Dichlorodifluoromethane	ND	6.5	ug/Kg	1	03/19/19	JLI	SW8260C
Ethylbenzene	ND	6.5	ug/Kg	1	03/19/19	JLI	SW8260C
Hexachlorobutadiene	ND	6.5	ug/Kg	1	03/19/19	JLI	SW8260C
Isopropylbenzene	ND	6.5	ug/Kg	1	03/19/19	JLI	SW8260C
m&p-Xylene	ND	6.5	ug/Kg	1	03/19/19	JLI	SW8260C
Methyl Ethyl Ketone	ND	32	ug/Kg	1	03/19/19	JLI	SW8260C
Methyl t-butyl ether (MTBE)	ND	13	ug/Kg	1	03/19/19	JLI	SW8260C

1

Parameter	Result	RL/ PQL	Units	Dilution	Date/Time	By	Reference
Methylene chloride	ND	13	ug/Kg	1	03/19/19	JLI	SW8260C
Naphthalene	ND	6.5	ug/Kg	1	03/19/19	JLI	SW8260C
n-Butylbenzene	ND	6.5	ug/Kg	1	03/19/19	JLI	SW8260C
n-Propylbenzene	ND	6.5	ug/Kg	1	03/19/19	JLI	SW8260C
o-Xylene	ND	6.5	ug/Kg	1	03/19/19	JLI	SW8260C
p-Isopropyltoluene	ND	6.5	ug/Kg	1	03/19/19	JLI	SW8260C
sec-Butylbenzene	ND	6.5	ug/Kg	1	03/19/19	JLI	SW8260C
Styrene	ND	6.5	ug/Kg	1	03/19/19	JLI	SW8260C
tert-Butylbenzene	ND	6.5	ug/Kg	1	03/19/19	JLI	SW8260C
Tetrachloroethene	ND	6.5	ug/Kg	1	03/19/19	JLI	SW8260C
Tetrahydrofuran (THF)	ND	13	ug/Kg	1	03/19/19	JLI	SW8260C
Toluene	ND	6.5	ug/Kg	1	03/19/19	JLI	SW8260C
Total Xylenes	ND	6.5	ug/Kg	1	03/19/19	JLI	SW8260C
trans-1,2-Dichloroethene	ND	6.5	ug/Kg	1	03/19/19	JLI	SW8260C
trans-1,3-Dichloropropene	ND	6.5	ug/Kg	1	03/19/19	JLI	SW8260C
trans-1,4-dichloro-2-butene	ND	13	ug/Kg	1	03/19/19	JLI	SW8260C
Trichloroethene	160	130	ug/Kg	50	03/21/19	JLI	SW8260C
Trichlorofluoromethane	ND	6.5	ug/Kg	1	03/19/19	JLI	SW8260C
Trichlorotrifluoroethane	ND	6.5	ug/Kg	1	03/19/19	JLI	SW8260C
Vinyl chloride	ND	6.5	ug/Kg	1	03/19/19	JLI	SW8260C
<u>QA/QC Surrogates</u>							
% 1,2-dichlorobenzene-d4	107		%	1	03/19/19	JLI	70 - 130 %
% Bromofluorobenzene	85		%	1	03/19/19	JLI	70 - 130 %
% Dibromofluoromethane	94		%	1	03/19/19	JLI	70 - 130 %
% Toluene-d8	96		%	1	03/19/19	JLI	70 - 130 %
% 1,2-dichlorobenzene-d4 (50x)	100		%	50	03/21/19	JLI	70 - 130 %
% Bromofluorobenzene (50x)	97		%	50	03/21/19	JLI	70 - 130 %
% Dibromofluoromethane (50x)	95		%	50	03/21/19	JLI	70 - 130 %
% Toluene-d8 (50x)	99		%	50	03/21/19	JLI	70 - 130 %
<u>Semivolatiles</u>							
1,2,4,5-Tetrachlorobenzene	ND	260	ug/Kg	1	03/19/19	WB	SW8270D
1,2,4-Trichlorobenzene	ND	260	ug/Kg	1	03/19/19	WB	SW8270D
1,2-Dichlorobenzene	ND	260	ug/Kg	1	03/19/19	WB	SW8270D
1,2-Diphenylhydrazine	ND	380	ug/Kg	1	03/19/19	WB	SW8270D
1,3-Dichlorobenzene	ND	260	ug/Kg	1	03/19/19	WB	SW8270D
1,4-Dichlorobenzene	ND	260	ug/Kg	1	03/19/19	WB	SW8270D
2,4,5-Trichlorophenol	ND	260	ug/Kg	1	03/19/19	WB	SW8270D
2,4,6-Trichlorophenol	ND	260	ug/Kg	1	03/19/19	WB	SW8270D
2,4-Dichlorophenol	ND	260	ug/Kg	1	03/19/19	WB	SW8270D
2,4-Dimethylphenol	ND	260	ug/Kg	1	03/19/19	WB	SW8270D
2,4-Dinitrophenol	ND	380	ug/Kg	1	03/19/19	WB	SW8270D
2,4-Dinitrotoluene	ND	260	ug/Kg	1	03/19/19	WB	SW8270D
2,6-Dinitrotoluene	ND	260	ug/Kg	1	03/19/19	WB	SW8270D
2-Chloronaphthalene	ND	260	ug/Kg	1	03/19/19	WB	SW8270D
2-Chlorophenol	ND	260	ug/Kg	1	03/19/19	WB	SW8270D
2-Methylnaphthalene	ND	260	ug/Kg	1	03/19/19	WB	SW8270D
2-Methylphenol (o-cresol)	ND	260	ug/Kg	1	03/19/19	WB	SW8270D
2-Nitroaniline	ND	380	ug/Kg	1	03/19/19	WB	SW8270D
2-Nitrophenol	ND	260	ug/Kg	1	03/19/19	WB	SW8270D

Parameter	Result	RL/ PQL	Units	Dilution	Date/Time	By	Reference
3&4-Methylphenol (m&p-cresol)	ND	380	ug/Kg	1	03/19/19	WB	SW8270D
3,3'-Dichlorobenzidine	ND	260	ug/Kg	1	03/19/19	WB	SW8270D
3-Nitroaniline	ND	380	ug/Kg	1	03/19/19	WB	SW8270D
4,6-Dinitro-2-methylphenol	ND	380	ug/Kg	1	03/19/19	WB	SW8270D
4-Bromophenyl phenyl ether	ND	380	ug/Kg	1	03/19/19	WB	SW8270D
4-Chloro-3-methylphenol	ND	260	ug/Kg	1	03/19/19	WB	SW8270D
4-Chloroaniline	ND	260	ug/Kg	1	03/19/19	WB	SW8270D
4-Chlorophenyl phenyl ether	ND	260	ug/Kg	1	03/19/19	WB	SW8270D
4-Nitroaniline	ND	600	ug/Kg	1	03/19/19	WB	SW8270D
4-Nitrophenol	ND	260	ug/Kg	1	03/19/19	WB	SW8270D
Acenaphthene	ND	260	ug/Kg	1	03/19/19	WB	SW8270D
Acenaphthylene	330	260	ug/Kg	1	03/19/19	WB	SW8270D
Acetophenone	ND	260	ug/Kg	1	03/19/19	WB	SW8270D
Aniline	ND	380	ug/Kg	1	03/19/19	WB	SW8270D
Anthracene	440	260	ug/Kg	1	03/19/19	WB	SW8270D
Benz(a)anthracene	2000	260	ug/Kg	1	03/19/19	WB	SW8270D
Benzidine	ND	260	ug/Kg	1	03/19/19	WB	SW8270D
Benzo(a)pyrene	1900	260	ug/Kg	1	03/19/19	WB	SW8270D
Benzo(b)fluoranthene	1800	260	ug/Kg	1	03/19/19	WB	SW8270D
Benzo(ghi)perylene	1100	260	ug/Kg	1	03/19/19	WB	SW8270D
Benzo(k)fluoranthene	1700	260	ug/Kg	1	03/19/19	WB	SW8270D
Benzoic acid	ND	750	ug/Kg	1	03/19/19	WB	SW8270D
Benzyl butyl phthalate	ND	260	ug/Kg	1	03/19/19	WB	SW8270D
Bis(2-chloroethoxy)methane	ND	260	ug/Kg	1	03/19/19	WB	SW8270D
Bis(2-chloroethyl)ether	ND	380	ug/Kg	1	03/19/19	WB	SW8270D
Bis(2-chloroisopropyl)ether	ND	260	ug/Kg	1	03/19/19	WB	SW8270D
Bis(2-ethylhexyl)phthalate	ND	260	ug/Kg	1	03/19/19	WB	SW8270D
Carbazole	ND	380	ug/Kg	1	03/19/19	WB	SW8270D
Chrysene	2400	260	ug/Kg	1	03/19/19	WB	SW8270D
Dibenz(a,h)anthracene	420	260	ug/Kg	1	03/19/19	WB	SW8270D
Dibenzofuran	ND	260	ug/Kg	1	03/19/19	WB	SW8270D
Diethyl phthalate	ND	260	ug/Kg	1	03/19/19	WB	SW8270D
Dimethylphthalate	ND	260	ug/Kg	1	03/19/19	WB	SW8270D
Di-n-butylphthalate	ND	380	ug/Kg	1	03/19/19	WB	SW8270D
Di-n-octylphthalate	ND	260	ug/Kg	1	03/19/19	WB	SW8270D
Fluoranthene	3600	260	ug/Kg	1	03/19/19	WB	SW8270D
Fluorene	ND	260	ug/Kg	1	03/19/19	WB	SW8270D
Hexachlorobenzene	ND	260	ug/Kg	1	03/19/19	WB	SW8270D
Hexachlorobutadiene	ND	260	ug/Kg	1	03/19/19	WB	SW8270D
Hexachlorocyclopentadiene	ND	260	ug/Kg	1	03/19/19	WB	SW8270D
Hexachloroethane	ND	260	ug/Kg	1	03/19/19	WB	SW8270D
Indeno(1,2,3-cd)pyrene	1200	260	ug/Kg	1	03/19/19	WB	SW8270D
Isophorone	ND	380	ug/Kg	1	03/19/19	WB	SW8270D
Naphthalene	ND	260	ug/Kg	1	03/19/19	WB	SW8270D
Nitrobenzene	ND	260	ug/Kg	1	03/19/19	WB	SW8270D
N-Nitrosodimethylamine	ND	380	ug/Kg	1	03/19/19	WB	SW8270D
N-Nitrosodi-n-propylamine	ND	260	ug/Kg	1	03/19/19	WB	SW8270D
N-Nitrosodiphenylamine	ND	380	ug/Kg	1	03/19/19	WB	SW8270D
Pentachloronitrobenzene	ND	380	ug/Kg	1	03/19/19	WB	SW8270D

Parameter	Result	RL/ PQL	Units	Dilution	Date/Time	By	Reference
Pentachlorophenol	ND	380	ug/Kg	1	03/19/19	WB	SW8270D
Phenanthrene	3100	260	ug/Kg	1	03/19/19	WB	SW8270D
Phenol	ND	260	ug/Kg	1	03/19/19	WB	SW8270D
Pyrene	3500	260	ug/Kg	1	03/19/19	WB	SW8270D
Pyridine	ND	380	ug/Kg	1	03/19/19	WB	SW8270D
<u>QA/QC Surrogates</u>							
% 2,4,6-Tribromophenol	94		%	1	03/19/19	WB	30 - 130 %
% 2-Fluorobiphenyl	79		%	1	03/19/19	WB	30 - 130 %
% 2-Fluorophenol	50		%	1	03/19/19	WB	30 - 130 %
% Nitrobenzene-d5	82		%	1	03/19/19	WB	30 - 130 %
% Phenol-d5	77		%	1	03/19/19	WB	30 - 130 %
% Terphenyl-d14	63		%	1	03/19/19	WB	30 - 130 %
Field Extraction	Completed				03/18/19		SW5035A

1

1 = This parameter is not certified by the primary accrediting authority (NY NELAC) for this matrix. NY NELAC does not offer certification for all parameters at this time.

RL/PQL=Reporting/Practical Quantitation Level (Equivalent to NELAC LOQ, Limit of Quantitation) ND=Not Detected at RL/PQL
 BRL=Below Reporting Level L=Biased Low

QA/QC Surrogates: Surrogates are compounds (preceeded with a %) added by the lab to determine analysis efficiency. Surrogate results(%) listed in the report are not "detected" compounds.

Comments:

Per 1.4.6 of EPA method 8270D, 1,2-Diphenylhydrazine is unstable and readily converts to Azobenzene. Azobenzene is used for the calibration of 1,2-Diphenylhydrazine.

Please be advised that the NY 375 soil criteria for chromium are based on hexavalent chromium and trivalent chromium.

All soils, solids and sludges are reported on a dry weight basis unless otherwise noted in the sample comments.

If you are the client above and have any questions concerning this testing, please do not hesitate to contact Phoenix Client Services at ext.200. The contents of this report cannot be discussed with anyone other than the client listed above without their written consent.



Phyllis Shiller, Laboratory Director

March 27, 2019

Reviewed and Released by: Bobbi Aloisa, Vice President



Environmental Laboratories, Inc.
 587 East Middle Turnpike, P.O.Box 370, Manchester, CT 06045
 Tel. (860) 645-1102 Fax (860) 645-0823



Analysis Report

March 27, 2019

FOR: Attn: Moshe Monheit
 Rock Brokerage
 170 Lee Avenue
 Brooklyn NY 11211

Sample Information

Matrix: SOIL
 Location Code: ROCKBROKE
 Rush Request: Standard
 P.O.#:

Custody Information

Collected by:
 Received by: CP
 Analyzed by: see "By" below

Date

03/18/19
 03/18/19

Time

8:30
 17:46

Laboratory Data

SDG ID: GCC69590
 Phoenix ID: CC69593

Project ID: 297 WALLABOUT
 Client ID: SB-5 (10-12)

Parameter	Result	RL/ PQL	Units	Dilution	Date/Time	By	Reference
Silver	< 0.40	0.40	mg/Kg	1	03/19/19	CPP	SW6010D
Aluminum	14100	59	mg/Kg	10	03/19/19	CPP	SW6010D
Arsenic	9.81	0.79	mg/Kg	1	03/19/19	CPP	SW6010D
Barium	82.2	0.40	mg/Kg	1	03/19/19	CPP	SW6010D
Beryllium	1.07	0.32	mg/Kg	1	03/19/19	CPP	SW6010D
Calcium	1390	5.9	mg/Kg	1	03/19/19	EK	SW6010D
Cadmium	0.67	0.40	mg/Kg	1	03/19/19	CPP	SW6010D
Cobalt	7.83	0.40	mg/Kg	1	03/19/19	CPP	SW6010D
Chromium	39.4	0.40	mg/Kg	1	03/19/19	CPP	SW6010D
Copper	24.9	0.8	mg/kg	1	03/19/19	CPP	SW6010D
Iron	32800	59	mg/Kg	10	03/19/19	CPP	SW6010D
Mercury	< 0.03	0.03	mg/Kg	1	03/20/19	RS	SW7471B
Potassium	2060	5.9	mg/Kg	1	03/19/19	EK	SW6010D
Magnesium	4120	5.9	mg/Kg	1	03/19/19	CPP	SW6010D
Manganese	137	0.40	mg/Kg	1	03/19/19	CPP	SW6010D
Sodium	111	5.9	mg/Kg	1	03/19/19	CPP	SW6010D
Nickel	21.5	0.40	mg/Kg	1	03/19/19	CPP	SW6010D
Lead	13.3	0.40	mg/Kg	1	03/19/19	CPP	SW6010D
Antimony	< 4.0	4.0	mg/Kg	1	03/19/19	CPP	SW6010D
Selenium	< 1.6	1.6	mg/Kg	1	03/19/19	EK	SW6010D
Thallium	< 3.6	3.6	mg/Kg	1	03/19/19	CPP	SW6010D
Vanadium	51.5	0.40	mg/Kg	1	03/19/19	CPP	SW6010D
Zinc	58.4	0.8	mg/Kg	1	03/19/19	CPP	SW6010D
Percent Solid	81		%		03/18/19	ML	SW846-%Solid
Soil Extraction for PCB	Completed				03/18/19	MM/V	SW3545A
Soil Extraction for Pesticides	Completed				03/18/19	MM/V	SW3545A
Soil Extraction for SVOA	Completed				03/18/19	JJ/LV	SW3545A
Mercury Digestion	Completed				03/20/19	W/II	SW7471B

Parameter	Result	RL/ PQL	Units	Dilution	Date/Time	By	Reference
Total Metals Digest	Completed				03/18/19	B/AG/BF	SW3050B
<u>Polychlorinated Biphenyls</u>							
PCB-1016	ND	80	ug/Kg	2	03/19/19	SC	SW8082A
PCB-1221	ND	80	ug/Kg	2	03/19/19	SC	SW8082A
PCB-1232	ND	80	ug/Kg	2	03/19/19	SC	SW8082A
PCB-1242	ND	80	ug/Kg	2	03/19/19	SC	SW8082A
PCB-1248	ND	80	ug/Kg	2	03/19/19	SC	SW8082A
PCB-1254	ND	80	ug/Kg	2	03/19/19	SC	SW8082A
PCB-1260	ND	80	ug/Kg	2	03/19/19	SC	SW8082A
PCB-1262	ND	80	ug/Kg	2	03/19/19	SC	SW8082A
PCB-1268	ND	80	ug/Kg	2	03/19/19	SC	SW8082A
<u>QA/QC Surrogates</u>							
% DCBP	50		%	2	03/19/19	SC	30 - 150 %
% DCBP (Confirmation)	45		%	2	03/19/19	SC	30 - 150 %
% TCMX	54		%	2	03/19/19	SC	30 - 150 %
% TCMX (Confirmation)	51		%	2	03/19/19	SC	30 - 150 %
<u>Pesticides - Soil</u>							
4,4' -DDD	ND	2.4	ug/Kg	2	03/19/19	CW	SW8081B
4,4' -DDE	ND	2.4	ug/Kg	2	03/19/19	CW	SW8081B
4,4' -DDT	ND	2.4	ug/Kg	2	03/19/19	CW	SW8081B
a-BHC	ND	8.0	ug/Kg	2	03/19/19	CW	SW8081B
a-Chlordane	ND	4.0	ug/Kg	2	03/19/19	CW	SW8081B
Aldrin	ND	4.0	ug/Kg	2	03/19/19	CW	SW8081B
b-BHC	ND	8.0	ug/Kg	2	03/19/19	CW	SW8081B
Chlordane	ND	40	ug/Kg	2	03/19/19	CW	SW8081B
d-BHC	ND	8.0	ug/Kg	2	03/19/19	CW	SW8081B
Dieldrin	ND	4.0	ug/Kg	2	03/19/19	CW	SW8081B
Endosulfan I	ND	8.0	ug/Kg	2	03/19/19	CW	SW8081B
Endosulfan II	ND	8.0	ug/Kg	2	03/19/19	CW	SW8081B
Endosulfan sulfate	ND	8.0	ug/Kg	2	03/19/19	CW	SW8081B
Endrin	ND	8.0	ug/Kg	2	03/19/19	CW	SW8081B
Endrin aldehyde	ND	8.0	ug/Kg	2	03/19/19	CW	SW8081B
Endrin ketone	ND	8.0	ug/Kg	2	03/19/19	CW	SW8081B
g-BHC	ND	1.6	ug/Kg	2	03/19/19	CW	SW8081B
g-Chlordane	ND	4.0	ug/Kg	2	03/19/19	CW	SW8081B
Heptachlor	ND	8.0	ug/Kg	2	03/19/19	CW	SW8081B
Heptachlor epoxide	ND	8.0	ug/Kg	2	03/19/19	CW	SW8081B
Methoxychlor	ND	40	ug/Kg	2	03/19/19	CW	SW8081B
Toxaphene	ND	160	ug/Kg	2	03/19/19	CW	SW8081B
<u>QA/QC Surrogates</u>							
% DCBP	51		%	2	03/19/19	CW	30 - 150 %
% DCBP (Confirmation)	53		%	2	03/19/19	CW	30 - 150 %
% TCMX	46		%	2	03/19/19	CW	30 - 150 %
% TCMX (Confirmation)	51		%	2	03/19/19	CW	30 - 150 %
<u>Volatiles</u>							
1,1,1,2-Tetrachloroethane	ND	6.2	ug/Kg	1	03/19/19	JLI	SW8260C
1,1,1-Trichloroethane	ND	6.2	ug/Kg	1	03/19/19	JLI	SW8260C

Parameter	Result	RL/ PQL	Units	Dilution	Date/Time	By	Reference
1,1,2,2-Tetrachloroethane	ND	6.2	ug/Kg	1	03/19/19	JLI	SW8260C
1,1,2-Trichloroethane	ND	6.2	ug/Kg	1	03/19/19	JLI	SW8260C
1,1-Dichloroethane	ND	6.2	ug/Kg	1	03/19/19	JLI	SW8260C
1,1-Dichloroethene	ND	6.2	ug/Kg	1	03/19/19	JLI	SW8260C
1,1-Dichloropropene	ND	6.2	ug/Kg	1	03/19/19	JLI	SW8260C
1,2,3-Trichlorobenzene	ND	6.2	ug/Kg	1	03/19/19	JLI	SW8260C
1,2,3-Trichloropropane	ND	6.2	ug/Kg	1	03/19/19	JLI	SW8260C
1,2,4-Trichlorobenzene	ND	6.2	ug/Kg	1	03/19/19	JLI	SW8260C
1,2,4-Trimethylbenzene	ND	6.2	ug/Kg	1	03/19/19	JLI	SW8260C
1,2-Dibromo-3-chloropropane	ND	6.2	ug/Kg	1	03/19/19	JLI	SW8260C
1,2-Dibromoethane	ND	6.2	ug/Kg	1	03/19/19	JLI	SW8260C
1,2-Dichlorobenzene	ND	6.2	ug/Kg	1	03/19/19	JLI	SW8260C
1,2-Dichloroethane	ND	6.2	ug/Kg	1	03/19/19	JLI	SW8260C
1,2-Dichloropropane	ND	6.2	ug/Kg	1	03/19/19	JLI	SW8260C
1,3,5-Trimethylbenzene	ND	6.2	ug/Kg	1	03/19/19	JLI	SW8260C
1,3-Dichlorobenzene	ND	6.2	ug/Kg	1	03/19/19	JLI	SW8260C
1,3-Dichloropropane	ND	6.2	ug/Kg	1	03/19/19	JLI	SW8260C
1,4-Dichlorobenzene	ND	6.2	ug/Kg	1	03/19/19	JLI	SW8260C
2,2-Dichloropropane	ND	6.2	ug/Kg	1	03/19/19	JLI	SW8260C
2-Chlorotoluene	ND	6.2	ug/Kg	1	03/19/19	JLI	SW8260C
2-Hexanone	ND	31	ug/Kg	1	03/19/19	JLI	SW8260C
2-Isopropyltoluene	ND	6.2	ug/Kg	1	03/19/19	JLI	SW8260C
4-Chlorotoluene	ND	6.2	ug/Kg	1	03/19/19	JLI	SW8260C
4-Methyl-2-pentanone	ND	31	ug/Kg	1	03/19/19	JLI	SW8260C
Acetone	ND	31	ug/Kg	1	03/19/19	JLI	SW8260C
Acrylonitrile	ND	12	ug/Kg	1	03/19/19	JLI	SW8260C
Benzene	ND	6.2	ug/Kg	1	03/19/19	JLI	SW8260C
Bromobenzene	ND	6.2	ug/Kg	1	03/19/19	JLI	SW8260C
Bromochloromethane	ND	6.2	ug/Kg	1	03/19/19	JLI	SW8260C
Bromodichloromethane	ND	6.2	ug/Kg	1	03/19/19	JLI	SW8260C
Bromoform	ND	6.2	ug/Kg	1	03/19/19	JLI	SW8260C
Bromomethane	ND	6.2	ug/Kg	1	03/19/19	JLI	SW8260C
Carbon Disulfide	ND	6.2	ug/Kg	1	03/19/19	JLI	SW8260C
Carbon tetrachloride	ND	6.2	ug/Kg	1	03/19/19	JLI	SW8260C
Chlorobenzene	ND	6.2	ug/Kg	1	03/19/19	JLI	SW8260C
Chloroethane	ND	6.2	ug/Kg	1	03/19/19	JLI	SW8260C
Chloroform	ND	6.2	ug/Kg	1	03/19/19	JLI	SW8260C
Chloromethane	ND	6.2	ug/Kg	1	03/19/19	JLI	SW8260C
cis-1,2-Dichloroethene	ND	6.2	ug/Kg	1	03/19/19	JLI	SW8260C
cis-1,3-Dichloropropene	ND	6.2	ug/Kg	1	03/19/19	JLI	SW8260C
Dibromochloromethane	ND	6.2	ug/Kg	1	03/19/19	JLI	SW8260C
Dibromomethane	ND	6.2	ug/Kg	1	03/19/19	JLI	SW8260C
Dichlorodifluoromethane	ND	6.2	ug/Kg	1	03/19/19	JLI	SW8260C
Ethylbenzene	ND	6.2	ug/Kg	1	03/19/19	JLI	SW8260C
Hexachlorobutadiene	ND	6.2	ug/Kg	1	03/19/19	JLI	SW8260C
Isopropylbenzene	ND	6.2	ug/Kg	1	03/19/19	JLI	SW8260C
m&p-Xylene	ND	6.2	ug/Kg	1	03/19/19	JLI	SW8260C
Methyl Ethyl Ketone	ND	31	ug/Kg	1	03/19/19	JLI	SW8260C
Methyl t-butyl ether (MTBE)	ND	12	ug/Kg	1	03/19/19	JLI	SW8260C

1

Parameter	Result	RL/ PQL	Units	Dilution	Date/Time	By	Reference
Methylene chloride	ND	12	ug/Kg	1	03/19/19	JLI	SW8260C
Naphthalene	ND	6.2	ug/Kg	1	03/19/19	JLI	SW8260C
n-Butylbenzene	ND	6.2	ug/Kg	1	03/19/19	JLI	SW8260C
n-Propylbenzene	ND	6.2	ug/Kg	1	03/19/19	JLI	SW8260C
o-Xylene	ND	6.2	ug/Kg	1	03/19/19	JLI	SW8260C
p-Isopropyltoluene	ND	6.2	ug/Kg	1	03/19/19	JLI	SW8260C
sec-Butylbenzene	ND	6.2	ug/Kg	1	03/19/19	JLI	SW8260C
Styrene	ND	6.2	ug/Kg	1	03/19/19	JLI	SW8260C
tert-Butylbenzene	ND	6.2	ug/Kg	1	03/19/19	JLI	SW8260C
Tetrachloroethene	ND	6.2	ug/Kg	1	03/19/19	JLI	SW8260C
Tetrahydrofuran (THF)	ND	12	ug/Kg	1	03/19/19	JLI	SW8260C
Toluene	ND	6.2	ug/Kg	1	03/19/19	JLI	SW8260C
Total Xylenes	ND	6.2	ug/Kg	1	03/19/19	JLI	SW8260C
trans-1,2-Dichloroethene	ND	6.2	ug/Kg	1	03/19/19	JLI	SW8260C
trans-1,3-Dichloropropene	ND	6.2	ug/Kg	1	03/19/19	JLI	SW8260C
trans-1,4-dichloro-2-butene	ND	12	ug/Kg	1	03/19/19	JLI	SW8260C
Trichloroethene	ND	6.2	ug/Kg	1	03/19/19	JLI	SW8260C
Trichlorofluoromethane	ND	6.2	ug/Kg	1	03/19/19	JLI	SW8260C
Trichlorotrifluoroethane	ND	6.2	ug/Kg	1	03/19/19	JLI	SW8260C
Vinyl chloride	ND	6.2	ug/Kg	1	03/19/19	JLI	SW8260C
<u>QA/QC Surrogates</u>							
% 1,2-dichlorobenzene-d4	100		%	1	03/19/19	JLI	70 - 130 %
% Bromofluorobenzene	93		%	1	03/19/19	JLI	70 - 130 %
% Dibromofluoromethane	103		%	1	03/19/19	JLI	70 - 130 %
% Toluene-d8	99		%	1	03/19/19	JLI	70 - 130 %
<u>Semivolatiles</u>							
1,2,4,5-Tetrachlorobenzene	ND	280	ug/Kg	1	03/19/19	WB	SW8270D
1,2,4-Trichlorobenzene	ND	280	ug/Kg	1	03/19/19	WB	SW8270D
1,2-Dichlorobenzene	ND	280	ug/Kg	1	03/19/19	WB	SW8270D
1,2-Diphenylhydrazine	ND	400	ug/Kg	1	03/19/19	WB	SW8270D
1,3-Dichlorobenzene	ND	280	ug/Kg	1	03/19/19	WB	SW8270D
1,4-Dichlorobenzene	ND	280	ug/Kg	1	03/19/19	WB	SW8270D
2,4,5-Trichlorophenol	ND	280	ug/Kg	1	03/19/19	WB	SW8270D
2,4,6-Trichlorophenol	ND	280	ug/Kg	1	03/19/19	WB	SW8270D
2,4-Dichlorophenol	ND	280	ug/Kg	1	03/19/19	WB	SW8270D
2,4-Dimethylphenol	ND	280	ug/Kg	1	03/19/19	WB	SW8270D
2,4-Dinitrophenol	ND	400	ug/Kg	1	03/19/19	WB	SW8270D
2,4-Dinitrotoluene	ND	280	ug/Kg	1	03/19/19	WB	SW8270D
2,6-Dinitrotoluene	ND	280	ug/Kg	1	03/19/19	WB	SW8270D
2-Chloronaphthalene	ND	280	ug/Kg	1	03/19/19	WB	SW8270D
2-Chlorophenol	ND	280	ug/Kg	1	03/19/19	WB	SW8270D
2-Methylnaphthalene	ND	280	ug/Kg	1	03/19/19	WB	SW8270D
2-Methylphenol (o-cresol)	ND	280	ug/Kg	1	03/19/19	WB	SW8270D
2-Nitroaniline	ND	400	ug/Kg	1	03/19/19	WB	SW8270D
2-Nitrophenol	ND	280	ug/Kg	1	03/19/19	WB	SW8270D
3&4-Methylphenol (m&p-cresol)	ND	400	ug/Kg	1	03/19/19	WB	SW8270D
3,3'-Dichlorobenzidine	ND	280	ug/Kg	1	03/19/19	WB	SW8270D
3-Nitroaniline	ND	400	ug/Kg	1	03/19/19	WB	SW8270D
4,6-Dinitro-2-methylphenol	ND	400	ug/Kg	1	03/19/19	WB	SW8270D

Parameter	Result	RL/ PQL	Units	Dilution	Date/Time	By	Reference
4-Bromophenyl phenyl ether	ND	400	ug/Kg	1	03/19/19	WB	SW8270D
4-Chloro-3-methylphenol	ND	280	ug/Kg	1	03/19/19	WB	SW8270D
4-Chloroaniline	ND	280	ug/Kg	1	03/19/19	WB	SW8270D
4-Chlorophenyl phenyl ether	ND	280	ug/Kg	1	03/19/19	WB	SW8270D
4-Nitroaniline	ND	650	ug/Kg	1	03/19/19	WB	SW8270D
4-Nitrophenol	ND	280	ug/Kg	1	03/19/19	WB	SW8270D
Acenaphthene	ND	280	ug/Kg	1	03/19/19	WB	SW8270D
Acenaphthylene	ND	280	ug/Kg	1	03/19/19	WB	SW8270D
Acetophenone	ND	280	ug/Kg	1	03/19/19	WB	SW8270D
Aniline	ND	400	ug/Kg	1	03/19/19	WB	SW8270D
Anthracene	ND	280	ug/Kg	1	03/19/19	WB	SW8270D
Benz(a)anthracene	ND	280	ug/Kg	1	03/19/19	WB	SW8270D
Benzidine	ND	280	ug/Kg	1	03/19/19	WB	SW8270D
Benzo(a)pyrene	ND	280	ug/Kg	1	03/19/19	WB	SW8270D
Benzo(b)fluoranthene	ND	280	ug/Kg	1	03/19/19	WB	SW8270D
Benzo(ghi)perylene	ND	280	ug/Kg	1	03/19/19	WB	SW8270D
Benzo(k)fluoranthene	ND	280	ug/Kg	1	03/19/19	WB	SW8270D
Benzoic acid	ND	810	ug/Kg	1	03/19/19	WB	SW8270D
Benzyl butyl phthalate	ND	280	ug/Kg	1	03/19/19	WB	SW8270D
Bis(2-chloroethoxy)methane	ND	280	ug/Kg	1	03/19/19	WB	SW8270D
Bis(2-chloroethyl)ether	ND	400	ug/Kg	1	03/19/19	WB	SW8270D
Bis(2-chloroisopropyl)ether	ND	280	ug/Kg	1	03/19/19	WB	SW8270D
Bis(2-ethylhexyl)phthalate	ND	280	ug/Kg	1	03/19/19	WB	SW8270D
Carbazole	ND	400	ug/Kg	1	03/19/19	WB	SW8270D
Chrysene	ND	280	ug/Kg	1	03/19/19	WB	SW8270D
Dibenz(a,h)anthracene	ND	280	ug/Kg	1	03/19/19	WB	SW8270D
Dibenzofuran	ND	280	ug/Kg	1	03/19/19	WB	SW8270D
Diethyl phthalate	ND	280	ug/Kg	1	03/19/19	WB	SW8270D
Dimethylphthalate	ND	280	ug/Kg	1	03/19/19	WB	SW8270D
Di-n-butylphthalate	ND	400	ug/Kg	1	03/19/19	WB	SW8270D
Di-n-octylphthalate	ND	280	ug/Kg	1	03/19/19	WB	SW8270D
Fluoranthene	ND	280	ug/Kg	1	03/19/19	WB	SW8270D
Fluorene	ND	280	ug/Kg	1	03/19/19	WB	SW8270D
Hexachlorobenzene	ND	280	ug/Kg	1	03/19/19	WB	SW8270D
Hexachlorobutadiene	ND	280	ug/Kg	1	03/19/19	WB	SW8270D
Hexachlorocyclopentadiene	ND	280	ug/Kg	1	03/19/19	WB	SW8270D
Hexachloroethane	ND	280	ug/Kg	1	03/19/19	WB	SW8270D
Indeno(1,2,3-cd)pyrene	ND	280	ug/Kg	1	03/19/19	WB	SW8270D
Isophorone	ND	280	ug/Kg	1	03/19/19	WB	SW8270D
Naphthalene	ND	280	ug/Kg	1	03/19/19	WB	SW8270D
Nitrobenzene	ND	280	ug/Kg	1	03/19/19	WB	SW8270D
N-Nitrosodimethylamine	ND	400	ug/Kg	1	03/19/19	WB	SW8270D
N-Nitrosodi-n-propylamine	ND	280	ug/Kg	1	03/19/19	WB	SW8270D
N-Nitrosodiphenylamine	ND	400	ug/Kg	1	03/19/19	WB	SW8270D
Pentachloronitrobenzene	ND	400	ug/Kg	1	03/19/19	WB	SW8270D
Pentachlorophenol	ND	400	ug/Kg	1	03/19/19	WB	SW8270D
Phenanthrene	ND	280	ug/Kg	1	03/19/19	WB	SW8270D
Phenol	ND	280	ug/Kg	1	03/19/19	WB	SW8270D
Pyrene	ND	280	ug/Kg	1	03/19/19	WB	SW8270D

Parameter	Result	RL/ PQL	Units	Dilution	Date/Time	By	Reference
Pyridine	ND	400	ug/Kg	1	03/19/19	WB	SW8270D
<u>QA/QC Surrogates</u>							
% 2,4,6-Tribromophenol	82		%	1	03/19/19	WB	30 - 130 %
% 2-Fluorobiphenyl	49		%	1	03/19/19	WB	30 - 130 %
% 2-Fluorophenol	53		%	1	03/19/19	WB	30 - 130 %
% Nitrobenzene-d5	53		%	1	03/19/19	WB	30 - 130 %
% Phenol-d5	64		%	1	03/19/19	WB	30 - 130 %
% Terphenyl-d14	72		%	1	03/19/19	WB	30 - 130 %
Field Extraction	Completed				03/18/19		SW5035A

1

1 = This parameter is not certified by the primary accrediting authority (NY NELAC) for this matrix. NY NELAC does not offer certification for all parameters at this time.

RL/PQL=Reporting/Practical Quantitation Level (Equivalent to NELAC LOQ, Limit of Quantitation) ND=Not Detected at RL/PQL
 BRL=Below Reporting Level L=Biased Low

QA/QC Surrogates: Surrogates are compounds (preceded with a %) added by the lab to determine analysis efficiency. Surrogate results(%) listed in the report are not "detected" compounds.


Comments:

Per 1.4.6 of EPA method 8270D, 1,2-Diphenylhydrazine is unstable and readily converts to Azobenzene. Azobenzene is used for the calibration of 1,2-Diphenylhydrazine.

Please be advised that the NY 375 soil criteria for chromium are based on hexavalent chromium and trivalent chromium.

All soils, solids and sludges are reported on a dry weight basis unless otherwise noted in the sample comments.

If you are the client above and have any questions concerning this testing, please do not hesitate to contact Phoenix Client Services at ext.200. The contents of this report cannot be discussed with anyone other than the client listed above without their written consent.



Phyllis Shiller, Laboratory Director

March 27, 2019

Reviewed and Released by: Bobbi Aloisa, Vice President



Environmental Laboratories, Inc.
 587 East Middle Turnpike, P.O.Box 370, Manchester, CT 06045
 Tel. (860) 645-1102 Fax (860) 645-0823



Analysis Report

March 27, 2019

FOR: Attn: Moshe Monheit
 Rock Brokerage
 170 Lee Avenue
 Brooklyn NY 11211

Sample Information

Matrix: SOIL
 Location Code: ROCKBROKE
 Rush Request: Standard
 P.O.#:

Custody Information

Collected by:
 Received by: CP
 Analyzed by: see "By" below

Date

03/18/19
 03/18/19

Time

8:45
 17:46

Laboratory Data

SDG ID: GCC69590
 Phoenix ID: CC69594

Project ID: 297 WALLABOUT
 Client ID: SB-4 (0-2)

Parameter	Result	RL/ PQL	Units	Dilution	Date/Time	By	Reference
Silver	< 0.34	0.34	mg/Kg	1	03/19/19	CPP	SW6010D
Aluminum	8660	51	mg/Kg	10	03/19/19	CPP	SW6010D
Arsenic	1.78	0.68	mg/Kg	1	03/19/19	CPP	SW6010D
Barium	54.4	0.34	mg/Kg	1	03/19/19	CPP	SW6010D
Beryllium	0.38	0.27	mg/Kg	1	03/19/19	CPP	SW6010D
Calcium	8530	5.1	mg/Kg	1	03/19/19	EK	SW6010D
Cadmium	1.07	0.34	mg/Kg	1	03/19/19	CPP	SW6010D
Cobalt	7.50	0.34	mg/Kg	1	03/19/19	CPP	SW6010D
Chromium	34.3	0.34	mg/Kg	1	03/19/19	CPP	SW6010D
Copper	33.1	0.7	mg/kg	1	03/19/19	CPP	SW6010D
Iron	20800	51	mg/Kg	10	03/19/19	CPP	SW6010D
Mercury	0.16	0.03	mg/Kg	1	03/20/19	RS	SW7471B
Potassium	1290	5.1	mg/Kg	1	03/19/19	EK	SW6010D
Magnesium	4000	5.1	mg/Kg	1	03/19/19	CPP	SW6010D
Manganese	378	3.4	mg/Kg	10	03/19/19	CPP	SW6010D
Sodium	137	5.1	mg/Kg	1	03/19/19	CPP	SW6010D
Nickel	42.7	0.34	mg/Kg	1	03/19/19	CPP	SW6010D
Lead	103	0.34	mg/Kg	1	03/19/19	CPP	SW6010D
Antimony	< 3.4	3.4	mg/Kg	1	03/19/19	CPP	SW6010D
Selenium	< 1.4	1.4	mg/Kg	1	03/19/19	EK	SW6010D
Thallium	< 3.0	3.0	mg/Kg	1	03/19/19	CPP	SW6010D
Vanadium	27.2	0.34	mg/Kg	1	03/19/19	CPP	SW6010D
Zinc	214	6.8	mg/Kg	10	03/19/19	CPP	SW6010D
Percent Solid	89		%		03/18/19	ML	SW846-%Solid
Soil Extraction for PCB	Completed				03/18/19	MM/V	SW3545A
Soil Extraction for Pesticides	Completed				03/18/19	MM/V	SW3545A
Soil Extraction for SVOA	Completed				03/18/19	JJ/LV	SW3545A
Mercury Digestion	Completed				03/20/19	W/II	SW7471B

Parameter	Result	RL/ PQL	Units	Dilution	Date/Time	By	Reference
Total Metals Digest	Completed				03/18/19	B/AG/BF	SW3050B
<u>Polychlorinated Biphenyls</u>							
PCB-1016	ND	73	ug/Kg	2	03/19/19	SC	SW8082A
PCB-1221	ND	73	ug/Kg	2	03/19/19	SC	SW8082A
PCB-1232	ND	73	ug/Kg	2	03/19/19	SC	SW8082A
PCB-1242	ND	73	ug/Kg	2	03/19/19	SC	SW8082A
PCB-1248	ND	73	ug/Kg	2	03/19/19	SC	SW8082A
PCB-1254	ND	73	ug/Kg	2	03/19/19	SC	SW8082A
PCB-1260	ND	73	ug/Kg	2	03/19/19	SC	SW8082A
PCB-1262	ND	73	ug/Kg	2	03/19/19	SC	SW8082A
PCB-1268	ND	73	ug/Kg	2	03/19/19	SC	SW8082A
<u>QA/QC Surrogates</u>							
% DCBP	68		%	2	03/19/19	SC	30 - 150 %
% DCBP (Confirmation)	60		%	2	03/19/19	SC	30 - 150 %
% TCMX	61		%	2	03/19/19	SC	30 - 150 %
% TCMX (Confirmation)	64		%	2	03/19/19	SC	30 - 150 %
<u>Pesticides - Soil</u>							
4,4' -DDD	ND	2.2	ug/Kg	2	03/20/19	CW	SW8081B
4,4' -DDE	ND	2.2	ug/Kg	2	03/20/19	CW	SW8081B
4,4' -DDT	ND	2.2	ug/Kg	2	03/20/19	CW	SW8081B
a-BHC	ND	7.3	ug/Kg	2	03/20/19	CW	SW8081B
a-Chlordane	ND	3.6	ug/Kg	2	03/20/19	CW	SW8081B
Aldrin	ND	3.6	ug/Kg	2	03/20/19	CW	SW8081B
b-BHC	ND	7.3	ug/Kg	2	03/20/19	CW	SW8081B
Chlordane	ND	36	ug/Kg	2	03/20/19	CW	SW8081B
d-BHC	ND	7.3	ug/Kg	2	03/20/19	CW	SW8081B
Dieldrin	ND	3.6	ug/Kg	2	03/20/19	CW	SW8081B
Endosulfan I	ND	7.3	ug/Kg	2	03/20/19	CW	SW8081B
Endosulfan II	ND	7.3	ug/Kg	2	03/20/19	CW	SW8081B
Endosulfan sulfate	ND	7.3	ug/Kg	2	03/20/19	CW	SW8081B
Endrin	ND	7.3	ug/Kg	2	03/20/19	CW	SW8081B
Endrin aldehyde	ND	7.3	ug/Kg	2	03/20/19	CW	SW8081B
Endrin ketone	ND	7.3	ug/Kg	2	03/20/19	CW	SW8081B
g-BHC	ND	1.5	ug/Kg	2	03/20/19	CW	SW8081B
g-Chlordane	ND	3.6	ug/Kg	2	03/20/19	CW	SW8081B
Heptachlor	ND	7.3	ug/Kg	2	03/20/19	CW	SW8081B
Heptachlor epoxide	ND	7.3	ug/Kg	2	03/20/19	CW	SW8081B
Methoxychlor	ND	36	ug/Kg	2	03/20/19	CW	SW8081B
Toxaphene	ND	150	ug/Kg	2	03/20/19	CW	SW8081B
<u>QA/QC Surrogates</u>							
% DCBP	59		%	2	03/20/19	CW	30 - 150 %
% DCBP (Confirmation)	55		%	2	03/20/19	CW	30 - 150 %
% TCMX	57		%	2	03/20/19	CW	30 - 150 %
% TCMX (Confirmation)	59		%	2	03/20/19	CW	30 - 150 %
<u>Volatiles</u>							
1,1,1,2-Tetrachloroethane	ND	5.7	ug/Kg	1	03/19/19	JLI	SW8260C
1,1,1-Trichloroethane	ND	5.7	ug/Kg	1	03/19/19	JLI	SW8260C

Parameter	Result	RL/ PQL	Units	Dilution	Date/Time	By	Reference
1,1,2,2-Tetrachloroethane	ND	5.7	ug/Kg	1	03/19/19	JLI	SW8260C
1,1,2-Trichloroethane	ND	5.7	ug/Kg	1	03/19/19	JLI	SW8260C
1,1-Dichloroethane	ND	5.7	ug/Kg	1	03/19/19	JLI	SW8260C
1,1-Dichloroethene	ND	5.7	ug/Kg	1	03/19/19	JLI	SW8260C
1,1-Dichloropropene	ND	5.7	ug/Kg	1	03/19/19	JLI	SW8260C
1,2,3-Trichlorobenzene	ND	5.7	ug/Kg	1	03/19/19	JLI	SW8260C
1,2,3-Trichloropropane	ND	5.7	ug/Kg	1	03/19/19	JLI	SW8260C
1,2,4-Trichlorobenzene	ND	5.7	ug/Kg	1	03/19/19	JLI	SW8260C
1,2,4-Trimethylbenzene	ND	5.7	ug/Kg	1	03/19/19	JLI	SW8260C
1,2-Dibromo-3-chloropropane	ND	5.7	ug/Kg	1	03/19/19	JLI	SW8260C
1,2-Dibromoethane	ND	5.7	ug/Kg	1	03/19/19	JLI	SW8260C
1,2-Dichlorobenzene	ND	5.7	ug/Kg	1	03/19/19	JLI	SW8260C
1,2-Dichloroethane	ND	5.7	ug/Kg	1	03/19/19	JLI	SW8260C
1,2-Dichloropropane	ND	5.7	ug/Kg	1	03/19/19	JLI	SW8260C
1,3,5-Trimethylbenzene	ND	5.7	ug/Kg	1	03/19/19	JLI	SW8260C
1,3-Dichlorobenzene	ND	5.7	ug/Kg	1	03/19/19	JLI	SW8260C
1,3-Dichloropropane	ND	5.7	ug/Kg	1	03/19/19	JLI	SW8260C
1,4-Dichlorobenzene	ND	5.7	ug/Kg	1	03/19/19	JLI	SW8260C
2,2-Dichloropropane	ND	5.7	ug/Kg	1	03/19/19	JLI	SW8260C
2-Chlorotoluene	ND	5.7	ug/Kg	1	03/19/19	JLI	SW8260C
2-Hexanone	ND	29	ug/Kg	1	03/19/19	JLI	SW8260C
2-Isopropyltoluene	ND	5.7	ug/Kg	1	03/19/19	JLI	SW8260C
4-Chlorotoluene	ND	5.7	ug/Kg	1	03/19/19	JLI	SW8260C
4-Methyl-2-pentanone	ND	29	ug/Kg	1	03/19/19	JLI	SW8260C
Acetone	ND	29	ug/Kg	1	03/19/19	JLI	SW8260C
Acrylonitrile	ND	11	ug/Kg	1	03/19/19	JLI	SW8260C
Benzene	ND	5.7	ug/Kg	1	03/19/19	JLI	SW8260C
Bromobenzene	ND	5.7	ug/Kg	1	03/19/19	JLI	SW8260C
Bromochloromethane	ND	5.7	ug/Kg	1	03/19/19	JLI	SW8260C
Bromodichloromethane	ND	5.7	ug/Kg	1	03/19/19	JLI	SW8260C
Bromoform	ND	5.7	ug/Kg	1	03/19/19	JLI	SW8260C
Bromomethane	ND	5.7	ug/Kg	1	03/19/19	JLI	SW8260C
Carbon Disulfide	ND	5.7	ug/Kg	1	03/19/19	JLI	SW8260C
Carbon tetrachloride	ND	5.7	ug/Kg	1	03/19/19	JLI	SW8260C
Chlorobenzene	ND	5.7	ug/Kg	1	03/19/19	JLI	SW8260C
Chloroethane	ND	5.7	ug/Kg	1	03/19/19	JLI	SW8260C
Chloroform	ND	5.7	ug/Kg	1	03/19/19	JLI	SW8260C
Chloromethane	ND	5.7	ug/Kg	1	03/19/19	JLI	SW8260C
cis-1,2-Dichloroethene	ND	5.7	ug/Kg	1	03/19/19	JLI	SW8260C
cis-1,3-Dichloropropene	ND	5.7	ug/Kg	1	03/19/19	JLI	SW8260C
Dibromochloromethane	ND	5.7	ug/Kg	1	03/19/19	JLI	SW8260C
Dibromomethane	ND	5.7	ug/Kg	1	03/19/19	JLI	SW8260C
Dichlorodifluoromethane	ND	5.7	ug/Kg	1	03/19/19	JLI	SW8260C
Ethylbenzene	ND	5.7	ug/Kg	1	03/19/19	JLI	SW8260C
Hexachlorobutadiene	ND	5.7	ug/Kg	1	03/19/19	JLI	SW8260C
Isopropylbenzene	ND	5.7	ug/Kg	1	03/19/19	JLI	SW8260C
m&p-Xylene	ND	5.7	ug/Kg	1	03/19/19	JLI	SW8260C
Methyl Ethyl Ketone	ND	29	ug/Kg	1	03/19/19	JLI	SW8260C
Methyl t-butyl ether (MTBE)	ND	11	ug/Kg	1	03/19/19	JLI	SW8260C

1

Parameter	Result	RL/ PQL	Units	Dilution	Date/Time	By	Reference
Methylene chloride	ND	11	ug/Kg	1	03/19/19	JLI	SW8260C
Naphthalene	ND	5.7	ug/Kg	1	03/19/19	JLI	SW8260C
n-Butylbenzene	ND	5.7	ug/Kg	1	03/19/19	JLI	SW8260C
n-Propylbenzene	ND	5.7	ug/Kg	1	03/19/19	JLI	SW8260C
o-Xylene	ND	5.7	ug/Kg	1	03/19/19	JLI	SW8260C
p-Isopropyltoluene	ND	5.7	ug/Kg	1	03/19/19	JLI	SW8260C
sec-Butylbenzene	ND	5.7	ug/Kg	1	03/19/19	JLI	SW8260C
Styrene	ND	5.7	ug/Kg	1	03/19/19	JLI	SW8260C
tert-Butylbenzene	ND	5.7	ug/Kg	1	03/19/19	JLI	SW8260C
Tetrachloroethene	ND	5.7	ug/Kg	1	03/19/19	JLI	SW8260C
Tetrahydrofuran (THF)	ND	11	ug/Kg	1	03/19/19	JLI	SW8260C
Toluene	ND	5.7	ug/Kg	1	03/19/19	JLI	SW8260C
Total Xylenes	ND	5.7	ug/Kg	1	03/19/19	JLI	SW8260C
trans-1,2-Dichloroethene	ND	5.7	ug/Kg	1	03/19/19	JLI	SW8260C
trans-1,3-Dichloropropene	ND	5.7	ug/Kg	1	03/19/19	JLI	SW8260C
trans-1,4-dichloro-2-butene	ND	11	ug/Kg	1	03/19/19	JLI	SW8260C
Trichloroethene	12	5.7	ug/Kg	1	03/19/19	JLI	SW8260C
Trichlorofluoromethane	ND	5.7	ug/Kg	1	03/19/19	JLI	SW8260C
Trichlorotrifluoroethane	ND	5.7	ug/Kg	1	03/19/19	JLI	SW8260C
Vinyl chloride	ND	5.7	ug/Kg	1	03/19/19	JLI	SW8260C
<u>QA/QC Surrogates</u>							
% 1,2-dichlorobenzene-d4	101		%	1	03/19/19	JLI	70 - 130 %
% Bromofluorobenzene	91		%	1	03/19/19	JLI	70 - 130 %
% Dibromofluoromethane	104		%	1	03/19/19	JLI	70 - 130 %
% Toluene-d8	98		%	1	03/19/19	JLI	70 - 130 %
<u>Semivolatiles</u>							
1,2,4,5-Tetrachlorobenzene	ND	260	ug/Kg	1	03/19/19	WB	SW8270D
1,2,4-Trichlorobenzene	ND	260	ug/Kg	1	03/19/19	WB	SW8270D
1,2-Dichlorobenzene	ND	260	ug/Kg	1	03/19/19	WB	SW8270D
1,2-Diphenylhydrazine	ND	370	ug/Kg	1	03/19/19	WB	SW8270D
1,3-Dichlorobenzene	ND	260	ug/Kg	1	03/19/19	WB	SW8270D
1,4-Dichlorobenzene	ND	260	ug/Kg	1	03/19/19	WB	SW8270D
2,4,5-Trichlorophenol	ND	260	ug/Kg	1	03/19/19	WB	SW8270D
2,4,6-Trichlorophenol	ND	260	ug/Kg	1	03/19/19	WB	SW8270D
2,4-Dichlorophenol	ND	260	ug/Kg	1	03/19/19	WB	SW8270D
2,4-Dimethylphenol	ND	260	ug/Kg	1	03/19/19	WB	SW8270D
2,4-Dinitrophenol	ND	370	ug/Kg	1	03/19/19	WB	SW8270D
2,4-Dinitrotoluene	ND	260	ug/Kg	1	03/19/19	WB	SW8270D
2,6-Dinitrotoluene	ND	260	ug/Kg	1	03/19/19	WB	SW8270D
2-Chloronaphthalene	ND	260	ug/Kg	1	03/19/19	WB	SW8270D
2-Chlorophenol	ND	260	ug/Kg	1	03/19/19	WB	SW8270D
2-Methylnaphthalene	ND	260	ug/Kg	1	03/19/19	WB	SW8270D
2-Methylphenol (o-cresol)	ND	260	ug/Kg	1	03/19/19	WB	SW8270D
2-Nitroaniline	ND	370	ug/Kg	1	03/19/19	WB	SW8270D
2-Nitrophenol	ND	260	ug/Kg	1	03/19/19	WB	SW8270D
3&4-Methylphenol (m&p-cresol)	ND	370	ug/Kg	1	03/19/19	WB	SW8270D
3,3'-Dichlorobenzidine	ND	260	ug/Kg	1	03/19/19	WB	SW8270D
3-Nitroaniline	ND	370	ug/Kg	1	03/19/19	WB	SW8270D
4,6-Dinitro-2-methylphenol	ND	370	ug/Kg	1	03/19/19	WB	SW8270D

Client ID: SB-4 (0-2)

Parameter	Result	RL/ PQL	Units	Dilution	Date/Time	By	Reference
4-Bromophenyl phenyl ether	ND	370	ug/Kg	1	03/19/19	WB	SW8270D
4-Chloro-3-methylphenol	ND	260	ug/Kg	1	03/19/19	WB	SW8270D
4-Chloroaniline	ND	260	ug/Kg	1	03/19/19	WB	SW8270D
4-Chlorophenyl phenyl ether	ND	260	ug/Kg	1	03/19/19	WB	SW8270D
4-Nitroaniline	ND	590	ug/Kg	1	03/19/19	WB	SW8270D
4-Nitrophenol	ND	260	ug/Kg	1	03/19/19	WB	SW8270D
Acenaphthene	ND	260	ug/Kg	1	03/19/19	WB	SW8270D
Acenaphthylene	ND	260	ug/Kg	1	03/19/19	WB	SW8270D
Acetophenone	ND	260	ug/Kg	1	03/19/19	WB	SW8270D
Aniline	ND	370	ug/Kg	1	03/19/19	WB	SW8270D
Anthracene	ND	260	ug/Kg	1	03/19/19	WB	SW8270D
Benz(a)anthracene	630	260	ug/Kg	1	03/19/19	WB	SW8270D
Benzidine	ND	260	ug/Kg	1	03/19/19	WB	SW8270D
Benzo(a)pyrene	600	260	ug/Kg	1	03/19/19	WB	SW8270D
Benzo(b)fluoranthene	560	260	ug/Kg	1	03/19/19	WB	SW8270D
Benzo(ghi)perylene	350	260	ug/Kg	1	03/19/19	WB	SW8270D
Benzo(k)fluoranthene	510	260	ug/Kg	1	03/19/19	WB	SW8270D
Benzoic acid	ND	740	ug/Kg	1	03/19/19	WB	SW8270D
Benzyl butyl phthalate	ND	260	ug/Kg	1	03/19/19	WB	SW8270D
Bis(2-chloroethoxy)methane	ND	260	ug/Kg	1	03/19/19	WB	SW8270D
Bis(2-chloroethyl)ether	ND	370	ug/Kg	1	03/19/19	WB	SW8270D
Bis(2-chloroisopropyl)ether	ND	260	ug/Kg	1	03/19/19	WB	SW8270D
Bis(2-ethylhexyl)phthalate	ND	260	ug/Kg	1	03/19/19	WB	SW8270D
Carbazole	ND	370	ug/Kg	1	03/19/19	WB	SW8270D
Chrysene	800	260	ug/Kg	1	03/19/19	WB	SW8270D
Dibenz(a,h)anthracene	ND	260	ug/Kg	1	03/19/19	WB	SW8270D
Dibenzofuran	ND	260	ug/Kg	1	03/19/19	WB	SW8270D
Diethyl phthalate	ND	260	ug/Kg	1	03/19/19	WB	SW8270D
Dimethylphthalate	ND	260	ug/Kg	1	03/19/19	WB	SW8270D
Di-n-butylphthalate	ND	370	ug/Kg	1	03/19/19	WB	SW8270D
Di-n-octylphthalate	ND	260	ug/Kg	1	03/19/19	WB	SW8270D
Fluoranthene	1300	260	ug/Kg	1	03/19/19	WB	SW8270D
Fluorene	ND	260	ug/Kg	1	03/19/19	WB	SW8270D
Hexachlorobenzene	ND	260	ug/Kg	1	03/19/19	WB	SW8270D
Hexachlorobutadiene	ND	260	ug/Kg	1	03/19/19	WB	SW8270D
Hexachlorocyclopentadiene	ND	260	ug/Kg	1	03/19/19	WB	SW8270D
Hexachloroethane	ND	260	ug/Kg	1	03/19/19	WB	SW8270D
Indeno(1,2,3-cd)pyrene	390	260	ug/Kg	1	03/19/19	WB	SW8270D
Isophorone	ND	260	ug/Kg	1	03/19/19	WB	SW8270D
Naphthalene	ND	260	ug/Kg	1	03/19/19	WB	SW8270D
Nitrobenzene	ND	260	ug/Kg	1	03/19/19	WB	SW8270D
N-Nitrosodimethylamine	ND	370	ug/Kg	1	03/19/19	WB	SW8270D
N-Nitrosodi-n-propylamine	ND	260	ug/Kg	1	03/19/19	WB	SW8270D
N-Nitrosodiphenylamine	ND	370	ug/Kg	1	03/19/19	WB	SW8270D
Pentachloronitrobenzene	ND	370	ug/Kg	1	03/19/19	WB	SW8270D
Pentachlorophenol	ND	370	ug/Kg	1	03/19/19	WB	SW8270D
Phenanthrene	1100	260	ug/Kg	1	03/19/19	WB	SW8270D
Phenol	ND	260	ug/Kg	1	03/19/19	WB	SW8270D
Pyrene	1300	260	ug/Kg	1	03/19/19	WB	SW8270D

Parameter	Result	RL/ PQL	Units	Dilution	Date/Time	By	Reference
Pyridine	ND	370	ug/Kg	1	03/19/19	WB	SW8270D
<u>QA/QC Surrogates</u>							
% 2,4,6-Tribromophenol	105		%	1	03/19/19	WB	30 - 130 %
% 2-Fluorobiphenyl	75		%	1	03/19/19	WB	30 - 130 %
% 2-Fluorophenol	63		%	1	03/19/19	WB	30 - 130 %
% Nitrobenzene-d5	78		%	1	03/19/19	WB	30 - 130 %
% Phenol-d5	71		%	1	03/19/19	WB	30 - 130 %
% Terphenyl-d14	65		%	1	03/19/19	WB	30 - 130 %
Field Extraction	Completed				03/18/19		SW5035A

1

1 = This parameter is not certified by the primary accrediting authority (NY NELAC) for this matrix. NY NELAC does not offer certification for all parameters at this time.

RL/PQL=Reporting/Practical Quantitation Level (Equivalent to NELAC LOQ, Limit of Quantitation) ND=Not Detected at RL/PQL
 BRL=Below Reporting Level L=Biased Low

QA/QC Surrogates: Surrogates are compounds (preceded with a %) added by the lab to determine analysis efficiency. Surrogate results(%) listed in the report are not "detected" compounds.


Comments:

Per 1.4.6 of EPA method 8270D, 1,2-Diphenylhydrazine is unstable and readily converts to Azobenzene. Azobenzene is used for the calibration of 1,2-Diphenylhydrazine.

Please be advised that the NY 375 soil criteria for chromium are based on hexavalent chromium and trivalent chromium.

All soils, solids and sludges are reported on a dry weight basis unless otherwise noted in the sample comments.

If you are the client above and have any questions concerning this testing, please do not hesitate to contact Phoenix Client Services at ext.200. The contents of this report cannot be discussed with anyone other than the client listed above without their written consent.



Phyllis Shiller, Laboratory Director

March 27, 2019

Reviewed and Released by: Bobbi Aloisa, Vice President



Environmental Laboratories, Inc.
 587 East Middle Turnpike, P.O.Box 370, Manchester, CT 06045
 Tel. (860) 645-1102 Fax (860) 645-0823



Analysis Report

March 27, 2019

FOR: Attn: Moshe Monheit
 Rock Brokerage
 170 Lee Avenue
 Brooklyn NY 11211

Sample Information

Matrix: SOIL
 Location Code: ROCKBROKE
 Rush Request: Standard
 P.O.#:

Custody Information

Collected by:
 Received by: CP
 Analyzed by: see "By" below

Date

03/18/19
 03/18/19

Time

8:55
 17:46

Laboratory Data

SDG ID: GCC69590
 Phoenix ID: CC69595

Project ID: 297 WALLABOUT
 Client ID: SB-4 (10-12)

Parameter	Result	RL/ PQL	Units	Dilution	Date/Time	By	Reference
Silver	< 0.40	0.40	mg/Kg	1	03/19/19	CPP	SW6010D
Aluminum	5850	59	mg/Kg	10	03/19/19	CPP	SW6010D
Arsenic	1.71	0.79	mg/Kg	1	03/19/19	CPP	SW6010D
Barium	27.5	0.40	mg/Kg	1	03/19/19	CPP	SW6010D
Beryllium	0.35	0.32	mg/Kg	1	03/19/19	CPP	SW6010D
Calcium	905	5.9	mg/Kg	1	03/19/19	EK	SW6010D
Cadmium	< 0.40	0.40	mg/Kg	1	03/19/19	CPP	SW6010D
Cobalt	6.93	0.40	mg/Kg	1	03/19/19	CPP	SW6010D
Chromium	12.7	0.40	mg/Kg	1	03/19/19	CPP	SW6010D
Copper	10.8	0.8	mg/kg	1	03/19/19	CPP	SW6010D
Iron	9970	59	mg/Kg	10	03/19/19	CPP	SW6010D
Mercury	< 0.03	0.03	mg/Kg	1	03/20/19	RS	SW7471B
Potassium	990	5.9	mg/Kg	1	03/19/19	EK	SW6010D
Magnesium	1820	5.9	mg/Kg	1	03/19/19	CPP	SW6010D
Manganese	132	0.40	mg/Kg	1	03/19/19	CPP	SW6010D
Sodium	58.7	5.9	mg/Kg	1	03/19/19	CPP	SW6010D
Nickel	10.8	0.40	mg/Kg	1	03/19/19	CPP	SW6010D
Lead	5.40	0.40	mg/Kg	1	03/19/19	CPP	SW6010D
Antimony	< 4.0	4.0	mg/Kg	1	03/19/19	CPP	SW6010D
Selenium	< 1.6	1.6	mg/Kg	1	03/19/19	EK	SW6010D
Thallium	< 3.6	3.6	mg/Kg	1	03/19/19	CPP	SW6010D
Vanadium	18.5	0.40	mg/Kg	1	03/19/19	CPP	SW6010D
Zinc	25.1	0.8	mg/Kg	1	03/19/19	CPP	SW6010D
Percent Solid	80		%		03/18/19	ML	SW846-%Solid
Soil Extraction for PCB	Completed				03/18/19	MM/V	SW3545A
Soil Extraction for Pesticides	Completed				03/18/19	MM/V	SW3545A
Soil Extraction for SVOA	Completed				03/18/19	JJ/LV	SW3545A
Mercury Digestion	Completed				03/20/19	W/II	SW7471B

Parameter	Result	RL/ PQL	Units	Dilution	Date/Time	By	Reference
Total Metals Digest	Completed				03/18/19	B/AG/BF	SW3050B
<u>Polychlorinated Biphenyls</u>							
PCB-1016	ND	83	ug/Kg	2	03/19/19	SC	SW8082A
PCB-1221	ND	83	ug/Kg	2	03/19/19	SC	SW8082A
PCB-1232	ND	83	ug/Kg	2	03/19/19	SC	SW8082A
PCB-1242	ND	83	ug/Kg	2	03/19/19	SC	SW8082A
PCB-1248	ND	83	ug/Kg	2	03/19/19	SC	SW8082A
PCB-1254	ND	83	ug/Kg	2	03/19/19	SC	SW8082A
PCB-1260	ND	83	ug/Kg	2	03/19/19	SC	SW8082A
PCB-1262	ND	83	ug/Kg	2	03/19/19	SC	SW8082A
PCB-1268	ND	83	ug/Kg	2	03/19/19	SC	SW8082A
<u>QA/QC Surrogates</u>							
% DCBP	51		%	2	03/19/19	SC	30 - 150 %
% DCBP (Confirmation)	49		%	2	03/19/19	SC	30 - 150 %
% TCMX	44		%	2	03/19/19	SC	30 - 150 %
% TCMX (Confirmation)	44		%	2	03/19/19	SC	30 - 150 %
<u>Pesticides - Soil</u>							
4,4' -DDD	ND	2.5	ug/Kg	2	03/20/19	CW	SW8081B
4,4' -DDE	ND	2.5	ug/Kg	2	03/20/19	CW	SW8081B
4,4' -DDT	ND	2.5	ug/Kg	2	03/20/19	CW	SW8081B
a-BHC	ND	8.3	ug/Kg	2	03/20/19	CW	SW8081B
a-Chlordane	ND	4.2	ug/Kg	2	03/20/19	CW	SW8081B
Aldrin	ND	4.2	ug/Kg	2	03/20/19	CW	SW8081B
b-BHC	ND	8.3	ug/Kg	2	03/20/19	CW	SW8081B
Chlordane	ND	42	ug/Kg	2	03/20/19	CW	SW8081B
d-BHC	ND	8.3	ug/Kg	2	03/20/19	CW	SW8081B
Dieldrin	ND	4.2	ug/Kg	2	03/20/19	CW	SW8081B
Endosulfan I	ND	8.3	ug/Kg	2	03/20/19	CW	SW8081B
Endosulfan II	ND	8.3	ug/Kg	2	03/20/19	CW	SW8081B
Endosulfan sulfate	ND	8.3	ug/Kg	2	03/20/19	CW	SW8081B
Endrin	ND	8.3	ug/Kg	2	03/20/19	CW	SW8081B
Endrin aldehyde	ND	8.3	ug/Kg	2	03/20/19	CW	SW8081B
Endrin ketone	ND	8.3	ug/Kg	2	03/20/19	CW	SW8081B
g-BHC	ND	1.7	ug/Kg	2	03/20/19	CW	SW8081B
g-Chlordane	ND	4.2	ug/Kg	2	03/20/19	CW	SW8081B
Heptachlor	ND	8.3	ug/Kg	2	03/20/19	CW	SW8081B
Heptachlor epoxide	ND	8.3	ug/Kg	2	03/20/19	CW	SW8081B
Methoxychlor	ND	42	ug/Kg	2	03/20/19	CW	SW8081B
Toxaphene	ND	170	ug/Kg	2	03/20/19	CW	SW8081B
<u>QA/QC Surrogates</u>							
% DCBP	46		%	2	03/20/19	CW	30 - 150 %
% DCBP (Confirmation)	46		%	2	03/20/19	CW	30 - 150 %
% TCMX	40		%	2	03/20/19	CW	30 - 150 %
% TCMX (Confirmation)	45		%	2	03/20/19	CW	30 - 150 %
<u>Volatiles</u>							
1,1,1,2-Tetrachloroethane	ND	6.2	ug/Kg	1	03/19/19	JLI	SW8260C
1,1,1-Trichloroethane	ND	6.2	ug/Kg	1	03/19/19	JLI	SW8260C

Parameter	Result	RL/ PQL	Units	Dilution	Date/Time	By	Reference
1,1,2,2-Tetrachloroethane	ND	6.2	ug/Kg	1	03/19/19	JLI	SW8260C
1,1,2-Trichloroethane	ND	6.2	ug/Kg	1	03/19/19	JLI	SW8260C
1,1-Dichloroethane	ND	6.2	ug/Kg	1	03/19/19	JLI	SW8260C
1,1-Dichloroethene	ND	6.2	ug/Kg	1	03/19/19	JLI	SW8260C
1,1-Dichloropropene	ND	6.2	ug/Kg	1	03/19/19	JLI	SW8260C
1,2,3-Trichlorobenzene	ND	6.2	ug/Kg	1	03/19/19	JLI	SW8260C
1,2,3-Trichloropropane	ND	6.2	ug/Kg	1	03/19/19	JLI	SW8260C
1,2,4-Trichlorobenzene	ND	6.2	ug/Kg	1	03/19/19	JLI	SW8260C
1,2,4-Trimethylbenzene	ND	6.2	ug/Kg	1	03/19/19	JLI	SW8260C
1,2-Dibromo-3-chloropropane	ND	6.2	ug/Kg	1	03/19/19	JLI	SW8260C
1,2-Dibromoethane	ND	6.2	ug/Kg	1	03/19/19	JLI	SW8260C
1,2-Dichlorobenzene	ND	6.2	ug/Kg	1	03/19/19	JLI	SW8260C
1,2-Dichloroethane	ND	6.2	ug/Kg	1	03/19/19	JLI	SW8260C
1,2-Dichloropropane	ND	6.2	ug/Kg	1	03/19/19	JLI	SW8260C
1,3,5-Trimethylbenzene	ND	6.2	ug/Kg	1	03/19/19	JLI	SW8260C
1,3-Dichlorobenzene	ND	6.2	ug/Kg	1	03/19/19	JLI	SW8260C
1,3-Dichloropropane	ND	6.2	ug/Kg	1	03/19/19	JLI	SW8260C
1,4-Dichlorobenzene	ND	6.2	ug/Kg	1	03/19/19	JLI	SW8260C
2,2-Dichloropropane	ND	6.2	ug/Kg	1	03/19/19	JLI	SW8260C
2-Chlorotoluene	ND	6.2	ug/Kg	1	03/19/19	JLI	SW8260C
2-Hexanone	ND	31	ug/Kg	1	03/19/19	JLI	SW8260C
2-Isopropyltoluene	ND	6.2	ug/Kg	1	03/19/19	JLI	SW8260C
4-Chlorotoluene	ND	6.2	ug/Kg	1	03/19/19	JLI	SW8260C
4-Methyl-2-pentanone	ND	31	ug/Kg	1	03/19/19	JLI	SW8260C
Acetone	ND	31	ug/Kg	1	03/19/19	JLI	SW8260C
Acrylonitrile	ND	12	ug/Kg	1	03/19/19	JLI	SW8260C
Benzene	ND	6.2	ug/Kg	1	03/19/19	JLI	SW8260C
Bromobenzene	ND	6.2	ug/Kg	1	03/19/19	JLI	SW8260C
Bromochloromethane	ND	6.2	ug/Kg	1	03/19/19	JLI	SW8260C
Bromodichloromethane	ND	6.2	ug/Kg	1	03/19/19	JLI	SW8260C
Bromoform	ND	6.2	ug/Kg	1	03/19/19	JLI	SW8260C
Bromomethane	ND	6.2	ug/Kg	1	03/19/19	JLI	SW8260C
Carbon Disulfide	ND	6.2	ug/Kg	1	03/19/19	JLI	SW8260C
Carbon tetrachloride	ND	6.2	ug/Kg	1	03/19/19	JLI	SW8260C
Chlorobenzene	ND	6.2	ug/Kg	1	03/19/19	JLI	SW8260C
Chloroethane	ND	6.2	ug/Kg	1	03/19/19	JLI	SW8260C
Chloroform	ND	6.2	ug/Kg	1	03/19/19	JLI	SW8260C
Chloromethane	ND	6.2	ug/Kg	1	03/19/19	JLI	SW8260C
cis-1,2-Dichloroethene	ND	6.2	ug/Kg	1	03/19/19	JLI	SW8260C
cis-1,3-Dichloropropene	ND	6.2	ug/Kg	1	03/19/19	JLI	SW8260C
Dibromochloromethane	ND	6.2	ug/Kg	1	03/19/19	JLI	SW8260C
Dibromomethane	ND	6.2	ug/Kg	1	03/19/19	JLI	SW8260C
Dichlorodifluoromethane	ND	6.2	ug/Kg	1	03/19/19	JLI	SW8260C
Ethylbenzene	ND	6.2	ug/Kg	1	03/19/19	JLI	SW8260C
Hexachlorobutadiene	ND	6.2	ug/Kg	1	03/19/19	JLI	SW8260C
Isopropylbenzene	ND	6.2	ug/Kg	1	03/19/19	JLI	SW8260C
m&p-Xylene	ND	6.2	ug/Kg	1	03/19/19	JLI	SW8260C
Methyl Ethyl Ketone	ND	31	ug/Kg	1	03/19/19	JLI	SW8260C
Methyl t-butyl ether (MTBE)	ND	12	ug/Kg	1	03/19/19	JLI	SW8260C

1

Parameter	Result	RL/ PQL	Units	Dilution	Date/Time	By	Reference
Methylene chloride	ND	12	ug/Kg	1	03/19/19	JLI	SW8260C
Naphthalene	ND	6.2	ug/Kg	1	03/19/19	JLI	SW8260C
n-Butylbenzene	ND	6.2	ug/Kg	1	03/19/19	JLI	SW8260C
n-Propylbenzene	ND	6.2	ug/Kg	1	03/19/19	JLI	SW8260C
o-Xylene	ND	6.2	ug/Kg	1	03/19/19	JLI	SW8260C
p-Isopropyltoluene	ND	6.2	ug/Kg	1	03/19/19	JLI	SW8260C
sec-Butylbenzene	ND	6.2	ug/Kg	1	03/19/19	JLI	SW8260C
Styrene	ND	6.2	ug/Kg	1	03/19/19	JLI	SW8260C
tert-Butylbenzene	ND	6.2	ug/Kg	1	03/19/19	JLI	SW8260C
Tetrachloroethene	ND	6.2	ug/Kg	1	03/19/19	JLI	SW8260C
Tetrahydrofuran (THF)	ND	12	ug/Kg	1	03/19/19	JLI	SW8260C
Toluene	ND	6.2	ug/Kg	1	03/19/19	JLI	SW8260C
Total Xylenes	ND	6.2	ug/Kg	1	03/19/19	JLI	SW8260C
trans-1,2-Dichloroethene	ND	6.2	ug/Kg	1	03/19/19	JLI	SW8260C
trans-1,3-Dichloropropene	ND	6.2	ug/Kg	1	03/19/19	JLI	SW8260C
trans-1,4-dichloro-2-butene	ND	12	ug/Kg	1	03/19/19	JLI	SW8260C
Trichloroethene	12	6.2	ug/Kg	1	03/19/19	JLI	SW8260C
Trichlorofluoromethane	ND	6.2	ug/Kg	1	03/19/19	JLI	SW8260C
Trichlorotrifluoroethane	ND	6.2	ug/Kg	1	03/19/19	JLI	SW8260C
Vinyl chloride	ND	6.2	ug/Kg	1	03/19/19	JLI	SW8260C
<u>QA/QC Surrogates</u>							
% 1,2-dichlorobenzene-d4	100		%	1	03/19/19	JLI	70 - 130 %
% Bromofluorobenzene	93		%	1	03/19/19	JLI	70 - 130 %
% Dibromofluoromethane	103		%	1	03/19/19	JLI	70 - 130 %
% Toluene-d8	98		%	1	03/19/19	JLI	70 - 130 %
<u>Semivolatiles</u>							
1,2,4,5-Tetrachlorobenzene	ND	290	ug/Kg	1	03/19/19	WB	SW8270D
1,2,4-Trichlorobenzene	ND	290	ug/Kg	1	03/19/19	WB	SW8270D
1,2-Dichlorobenzene	ND	290	ug/Kg	1	03/19/19	WB	SW8270D
1,2-Diphenylhydrazine	ND	420	ug/Kg	1	03/19/19	WB	SW8270D
1,3-Dichlorobenzene	ND	290	ug/Kg	1	03/19/19	WB	SW8270D
1,4-Dichlorobenzene	ND	290	ug/Kg	1	03/19/19	WB	SW8270D
2,4,5-Trichlorophenol	ND	290	ug/Kg	1	03/19/19	WB	SW8270D
2,4,6-Trichlorophenol	ND	290	ug/Kg	1	03/19/19	WB	SW8270D
2,4-Dichlorophenol	ND	290	ug/Kg	1	03/19/19	WB	SW8270D
2,4-Dimethylphenol	ND	290	ug/Kg	1	03/19/19	WB	SW8270D
2,4-Dinitrophenol	ND	420	ug/Kg	1	03/19/19	WB	SW8270D
2,4-Dinitrotoluene	ND	290	ug/Kg	1	03/19/19	WB	SW8270D
2,6-Dinitrotoluene	ND	290	ug/Kg	1	03/19/19	WB	SW8270D
2-Chloronaphthalene	ND	290	ug/Kg	1	03/19/19	WB	SW8270D
2-Chlorophenol	ND	290	ug/Kg	1	03/19/19	WB	SW8270D
2-Methylnaphthalene	ND	290	ug/Kg	1	03/19/19	WB	SW8270D
2-Methylphenol (o-cresol)	ND	290	ug/Kg	1	03/19/19	WB	SW8270D
2-Nitroaniline	ND	420	ug/Kg	1	03/19/19	WB	SW8270D
2-Nitrophenol	ND	290	ug/Kg	1	03/19/19	WB	SW8270D
3&4-Methylphenol (m&p-cresol)	ND	420	ug/Kg	1	03/19/19	WB	SW8270D
3,3'-Dichlorobenzidine	ND	290	ug/Kg	1	03/19/19	WB	SW8270D
3-Nitroaniline	ND	420	ug/Kg	1	03/19/19	WB	SW8270D
4,6-Dinitro-2-methylphenol	ND	420	ug/Kg	1	03/19/19	WB	SW8270D

Parameter	Result	RL/ PQL	Units	Dilution	Date/Time	By	Reference
4-Bromophenyl phenyl ether	ND	420	ug/Kg	1	03/19/19	WB	SW8270D
4-Chloro-3-methylphenol	ND	290	ug/Kg	1	03/19/19	WB	SW8270D
4-Chloroaniline	ND	290	ug/Kg	1	03/19/19	WB	SW8270D
4-Chlorophenyl phenyl ether	ND	290	ug/Kg	1	03/19/19	WB	SW8270D
4-Nitroaniline	ND	660	ug/Kg	1	03/19/19	WB	SW8270D
4-Nitrophenol	ND	290	ug/Kg	1	03/19/19	WB	SW8270D
Acenaphthene	ND	290	ug/Kg	1	03/19/19	WB	SW8270D
Acenaphthylene	ND	290	ug/Kg	1	03/19/19	WB	SW8270D
Acetophenone	ND	290	ug/Kg	1	03/19/19	WB	SW8270D
Aniline	ND	420	ug/Kg	1	03/19/19	WB	SW8270D
Anthracene	ND	290	ug/Kg	1	03/19/19	WB	SW8270D
Benz(a)anthracene	ND	290	ug/Kg	1	03/19/19	WB	SW8270D
Benzidine	ND	290	ug/Kg	1	03/19/19	WB	SW8270D
Benzo(a)pyrene	ND	290	ug/Kg	1	03/19/19	WB	SW8270D
Benzo(b)fluoranthene	ND	290	ug/Kg	1	03/19/19	WB	SW8270D
Benzo(ghi)perylene	ND	290	ug/Kg	1	03/19/19	WB	SW8270D
Benzo(k)fluoranthene	ND	290	ug/Kg	1	03/19/19	WB	SW8270D
Benzoic acid	ND	830	ug/Kg	1	03/19/19	WB	SW8270D
Benzyl butyl phthalate	ND	290	ug/Kg	1	03/19/19	WB	SW8270D
Bis(2-chloroethoxy)methane	ND	290	ug/Kg	1	03/19/19	WB	SW8270D
Bis(2-chloroethyl)ether	ND	420	ug/Kg	1	03/19/19	WB	SW8270D
Bis(2-chloroisopropyl)ether	ND	290	ug/Kg	1	03/19/19	WB	SW8270D
Bis(2-ethylhexyl)phthalate	ND	290	ug/Kg	1	03/19/19	WB	SW8270D
Carbazole	ND	420	ug/Kg	1	03/19/19	WB	SW8270D
Chrysene	ND	290	ug/Kg	1	03/19/19	WB	SW8270D
Dibenz(a,h)anthracene	ND	290	ug/Kg	1	03/19/19	WB	SW8270D
Dibenzofuran	ND	290	ug/Kg	1	03/19/19	WB	SW8270D
Diethyl phthalate	ND	290	ug/Kg	1	03/19/19	WB	SW8270D
Dimethylphthalate	ND	290	ug/Kg	1	03/19/19	WB	SW8270D
Di-n-butylphthalate	ND	420	ug/Kg	1	03/19/19	WB	SW8270D
Di-n-octylphthalate	ND	290	ug/Kg	1	03/19/19	WB	SW8270D
Fluoranthene	ND	290	ug/Kg	1	03/19/19	WB	SW8270D
Fluorene	ND	290	ug/Kg	1	03/19/19	WB	SW8270D
Hexachlorobenzene	ND	290	ug/Kg	1	03/19/19	WB	SW8270D
Hexachlorobutadiene	ND	290	ug/Kg	1	03/19/19	WB	SW8270D
Hexachlorocyclopentadiene	ND	290	ug/Kg	1	03/19/19	WB	SW8270D
Hexachloroethane	ND	290	ug/Kg	1	03/19/19	WB	SW8270D
Indeno(1,2,3-cd)pyrene	ND	290	ug/Kg	1	03/19/19	WB	SW8270D
Isophorone	ND	290	ug/Kg	1	03/19/19	WB	SW8270D
Naphthalene	ND	290	ug/Kg	1	03/19/19	WB	SW8270D
Nitrobenzene	ND	290	ug/Kg	1	03/19/19	WB	SW8270D
N-Nitrosodimethylamine	ND	420	ug/Kg	1	03/19/19	WB	SW8270D
N-Nitrosodi-n-propylamine	ND	290	ug/Kg	1	03/19/19	WB	SW8270D
N-Nitrosodiphenylamine	ND	420	ug/Kg	1	03/19/19	WB	SW8270D
Pentachloronitrobenzene	ND	420	ug/Kg	1	03/19/19	WB	SW8270D
Pentachlorophenol	ND	420	ug/Kg	1	03/19/19	WB	SW8270D
Phenanthrene	ND	290	ug/Kg	1	03/19/19	WB	SW8270D
Phenol	ND	290	ug/Kg	1	03/19/19	WB	SW8270D
Pyrene	ND	290	ug/Kg	1	03/19/19	WB	SW8270D

Parameter	Result	RL/ PQL	Units	Dilution	Date/Time	By	Reference
Pyridine	ND	420	ug/Kg	1	03/19/19	WB	SW8270D
<u>QA/QC Surrogates</u>							
% 2,4,6-Tribromophenol	74		%	1	03/19/19	WB	30 - 130 %
% 2-Fluorobiphenyl	59		%	1	03/19/19	WB	30 - 130 %
% 2-Fluorophenol	52		%	1	03/19/19	WB	30 - 130 %
% Nitrobenzene-d5	57		%	1	03/19/19	WB	30 - 130 %
% Phenol-d5	59		%	1	03/19/19	WB	30 - 130 %
% Terphenyl-d14	64		%	1	03/19/19	WB	30 - 130 %
Field Extraction	Completed				03/18/19		SW5035A

1

1 = This parameter is not certified by the primary accrediting authority (NY NELAC) for this matrix. NY NELAC does not offer certification for all parameters at this time.

RL/PQL=Reporting/Practical Quantitation Level (Equivalent to NELAC LOQ, Limit of Quantitation) ND=Not Detected at RL/PQL
 BRL=Below Reporting Level L=Biased Low

QA/QC Surrogates: Surrogates are compounds (preceded with a %) added by the lab to determine analysis efficiency. Surrogate results(%) listed in the report are not "detected" compounds.


Comments:

Per 1.4.6 of EPA method 8270D, 1,2-Diphenylhydrazine is unstable and readily converts to Azobenzene. Azobenzene is used for the calibration of 1,2-Diphenylhydrazine.

Please be advised that the NY 375 soil criteria for chromium are based on hexavalent chromium and trivalent chromium.

All soils, solids and sludges are reported on a dry weight basis unless otherwise noted in the sample comments.

If you are the client above and have any questions concerning this testing, please do not hesitate to contact Phoenix Client Services at ext.200. The contents of this report cannot be discussed with anyone other than the client listed above without their written consent.



Phyllis Shiller, Laboratory Director

March 27, 2019

Reviewed and Released by: Bobbi Aloisa, Vice President



Environmental Laboratories, Inc.
 587 East Middle Turnpike, P.O.Box 370, Manchester, CT 06045
 Tel. (860) 645-1102 Fax (860) 645-0823



Analysis Report

March 27, 2019

FOR: Attn: Moshe Monheit
 Rock Brokerage
 170 Lee Avenue
 Brooklyn NY 11211

Sample Information

Matrix: SOIL
 Location Code: ROCKBROKE
 Rush Request: Standard
 P.O.#:

Custody Information

Collected by:
 Received by: CP
 Analyzed by: see "By" below

Date

03/18/19
 03/18/19

Time

9:10
 17:46

Laboratory Data

SDG ID: GCC69590
 Phoenix ID: CC69596

Project ID: 297 WALLABOUT
 Client ID: SB-1 (0-2)

Parameter	Result	RL/ PQL	Units	Dilution	Date/Time	By	Reference
Silver	< 0.39	0.39	mg/Kg	1	03/19/19	CPP	SW6010D
Aluminum	5430	59	mg/Kg	10	03/19/19	CPP	SW6010D
Arsenic	2.02	0.78	mg/Kg	1	03/19/19	CPP	SW6010D
Barium	190	0.39	mg/Kg	1	03/19/19	CPP	SW6010D
Beryllium	< 0.31	0.31	mg/Kg	1	03/19/19	CPP	SW6010D
Calcium	76300	59	mg/Kg	10	03/19/19	EK	SW6010D
Cadmium	0.51	0.39	mg/Kg	1	03/19/19	CPP	SW6010D
Cobalt	2.72	0.39	mg/Kg	1	03/19/19	CPP	SW6010D
Chromium	11.1	0.39	mg/Kg	1	03/19/19	CPP	SW6010D
Copper	11.6	0.8	mg/kg	1	03/19/19	CPP	SW6010D
Iron	7200	5.9	mg/Kg	1	03/19/19	CPP	SW6010D
Mercury	0.33	0.03	mg/Kg	1	03/20/19	RS	SW7471B
Potassium	1120	5.9	mg/Kg	1	03/19/19	EK	SW6010D
Magnesium	3550	5.9	mg/Kg	1	03/19/19	CPP	SW6010D
Manganese	155	0.39	mg/Kg	1	03/19/19	CPP	SW6010D
Sodium	1160	5.9	mg/Kg	1	03/19/19	CPP	SW6010D
Nickel	5.90	0.39	mg/Kg	1	03/19/19	CPP	SW6010D
Lead	420	3.9	mg/Kg	10	03/19/19	CPP	SW6010D
Antimony	< 3.9	3.9	mg/Kg	1	03/19/19	CPP	SW6010D
Selenium	< 1.6	1.6	mg/Kg	1	03/19/19	EK	SW6010D
Thallium	< 3.5	3.5	mg/Kg	1	03/19/19	CPP	SW6010D
Vanadium	11.2	0.39	mg/Kg	1	03/19/19	CPP	SW6010D
Zinc	235	7.8	mg/Kg	10	03/19/19	CPP	SW6010D
Percent Solid	82		%		03/18/19	ML	SW846-%Solid
Soil Extraction for PCB	Completed				03/19/19	MM/V	SW3545A
Soil Extraction for Pesticides	Completed				03/19/19	MM/V	SW3545A
Soil Extraction for SVOA	Completed				03/18/19	JJ/LV	SW3545A
Mercury Digestion	Completed				03/20/19	W/II	SW7471B

Parameter	Result	RL/ PQL	Units	Dilution	Date/Time	By	Reference
Total Metals Digest	Completed				03/18/19	B/AG/BF	SW3050B
<u>Polychlorinated Biphenyls</u>							
PCB-1016	ND	81	ug/Kg	2	03/20/19	SC	SW8082A
PCB-1221	ND	81	ug/Kg	2	03/20/19	SC	SW8082A
PCB-1232	ND	81	ug/Kg	2	03/20/19	SC	SW8082A
PCB-1242	ND	81	ug/Kg	2	03/20/19	SC	SW8082A
PCB-1248	ND	81	ug/Kg	2	03/20/19	SC	SW8082A
PCB-1254	ND	81	ug/Kg	2	03/20/19	SC	SW8082A
PCB-1260	ND	81	ug/Kg	2	03/20/19	SC	SW8082A
PCB-1262	ND	81	ug/Kg	2	03/20/19	SC	SW8082A
PCB-1268	ND	81	ug/Kg	2	03/20/19	SC	SW8082A
<u>QA/QC Surrogates</u>							
% DCBP	78		%	2	03/20/19	SC	30 - 150 %
% DCBP (Confirmation)	78		%	2	03/20/19	SC	30 - 150 %
% TCMX	73		%	2	03/20/19	SC	30 - 150 %
% TCMX (Confirmation)	70		%	2	03/20/19	SC	30 - 150 %
<u>Pesticides - Soil</u>							
4,4' -DDD	8.8	2.4	ug/Kg	2	03/21/19	CW	SW8081B
4,4' -DDE	12	2.4	ug/Kg	2	03/21/19	CW	SW8081B
4,4' -DDT	60	2.4	ug/Kg	2	03/21/19	CW	SW8081B
a-BHC	ND	8.1	ug/Kg	2	03/21/19	CW	SW8081B
a-Chlordane	ND	4.0	ug/Kg	2	03/21/19	CW	SW8081B
Aldrin	ND	4.0	ug/Kg	2	03/21/19	CW	SW8081B
b-BHC	ND	8.1	ug/Kg	2	03/21/19	CW	SW8081B
Chlordane	82	40	ug/Kg	2	03/21/19	CW	SW8081B
d-BHC	ND	8.1	ug/Kg	2	03/21/19	CW	SW8081B
Dieldrin	5.6	4.0	ug/Kg	2	03/21/19	CW	SW8081B
Endosulfan I	ND	8.1	ug/Kg	2	03/21/19	CW	SW8081B
Endosulfan II	ND	8.1	ug/Kg	2	03/21/19	CW	SW8081B
Endosulfan sulfate	ND	8.1	ug/Kg	2	03/21/19	CW	SW8081B
Endrin	ND	8.1	ug/Kg	2	03/21/19	CW	SW8081B
Endrin aldehyde	ND	8.1	ug/Kg	2	03/21/19	CW	SW8081B
Endrin ketone	ND	8.1	ug/Kg	2	03/21/19	CW	SW8081B
g-BHC	ND	1.6	ug/Kg	2	03/21/19	CW	SW8081B
g-Chlordane	14	4.0	ug/Kg	2	03/21/19	CW	SW8081B
Heptachlor	ND	8.1	ug/Kg	2	03/21/19	CW	SW8081B
Heptachlor epoxide	ND	8.1	ug/Kg	2	03/21/19	CW	SW8081B
Methoxychlor	ND	40	ug/Kg	2	03/21/19	CW	SW8081B
Toxaphene	ND	160	ug/Kg	2	03/21/19	CW	SW8081B
<u>QA/QC Surrogates</u>							
% DCBP	73		%	2	03/21/19	CW	30 - 150 %
% DCBP (Confirmation)	70		%	2	03/21/19	CW	30 - 150 %
% TCMX	69		%	2	03/21/19	CW	30 - 150 %
% TCMX (Confirmation)	76		%	2	03/21/19	CW	30 - 150 %
<u>Volatiles</u>							
1,1,1,2-Tetrachloroethane	ND	6.0	ug/Kg	1	03/19/19	JLI	SW8260C
1,1,1-Trichloroethane	ND	6.0	ug/Kg	1	03/19/19	JLI	SW8260C

Parameter	Result	RL/ PQL	Units	Dilution	Date/Time	By	Reference
1,1,2,2-Tetrachloroethane	ND	6.0	ug/Kg	1	03/19/19	JLI	SW8260C
1,1,2-Trichloroethane	ND	6.0	ug/Kg	1	03/19/19	JLI	SW8260C
1,1-Dichloroethane	ND	6.0	ug/Kg	1	03/19/19	JLI	SW8260C
1,1-Dichloroethene	ND	6.0	ug/Kg	1	03/19/19	JLI	SW8260C
1,1-Dichloropropene	ND	6.0	ug/Kg	1	03/19/19	JLI	SW8260C
1,2,3-Trichlorobenzene	ND	6.0	ug/Kg	1	03/19/19	JLI	SW8260C
1,2,3-Trichloropropane	ND	6.0	ug/Kg	1	03/19/19	JLI	SW8260C
1,2,4-Trichlorobenzene	ND	6.0	ug/Kg	1	03/19/19	JLI	SW8260C
1,2,4-Trimethylbenzene	ND	6.0	ug/Kg	1	03/19/19	JLI	SW8260C
1,2-Dibromo-3-chloropropane	ND	6.0	ug/Kg	1	03/19/19	JLI	SW8260C
1,2-Dibromoethane	ND	6.0	ug/Kg	1	03/19/19	JLI	SW8260C
1,2-Dichlorobenzene	ND	6.0	ug/Kg	1	03/19/19	JLI	SW8260C
1,2-Dichloroethane	ND	6.0	ug/Kg	1	03/19/19	JLI	SW8260C
1,2-Dichloropropane	ND	6.0	ug/Kg	1	03/19/19	JLI	SW8260C
1,3,5-Trimethylbenzene	ND	6.0	ug/Kg	1	03/19/19	JLI	SW8260C
1,3-Dichlorobenzene	ND	6.0	ug/Kg	1	03/19/19	JLI	SW8260C
1,3-Dichloropropane	ND	6.0	ug/Kg	1	03/19/19	JLI	SW8260C
1,4-Dichlorobenzene	ND	6.0	ug/Kg	1	03/19/19	JLI	SW8260C
2,2-Dichloropropane	ND	6.0	ug/Kg	1	03/19/19	JLI	SW8260C
2-Chlorotoluene	ND	6.0	ug/Kg	1	03/19/19	JLI	SW8260C
2-Hexanone	ND	30	ug/Kg	1	03/19/19	JLI	SW8260C
2-Isopropyltoluene	ND	6.0	ug/Kg	1	03/19/19	JLI	SW8260C
4-Chlorotoluene	ND	6.0	ug/Kg	1	03/19/19	JLI	SW8260C
4-Methyl-2-pentanone	ND	30	ug/Kg	1	03/19/19	JLI	SW8260C
Acetone	59	S 30	ug/Kg	1	03/19/19	JLI	SW8260C
Acrylonitrile	ND	12	ug/Kg	1	03/19/19	JLI	SW8260C
Benzene	ND	6.0	ug/Kg	1	03/19/19	JLI	SW8260C
Bromobenzene	ND	6.0	ug/Kg	1	03/19/19	JLI	SW8260C
Bromochloromethane	ND	6.0	ug/Kg	1	03/19/19	JLI	SW8260C
Bromodichloromethane	ND	6.0	ug/Kg	1	03/19/19	JLI	SW8260C
Bromoform	ND	6.0	ug/Kg	1	03/19/19	JLI	SW8260C
Bromomethane	ND	6.0	ug/Kg	1	03/19/19	JLI	SW8260C
Carbon Disulfide	ND	6.0	ug/Kg	1	03/19/19	JLI	SW8260C
Carbon tetrachloride	ND	6.0	ug/Kg	1	03/19/19	JLI	SW8260C
Chlorobenzene	ND	6.0	ug/Kg	1	03/19/19	JLI	SW8260C
Chloroethane	ND	6.0	ug/Kg	1	03/19/19	JLI	SW8260C
Chloroform	ND	6.0	ug/Kg	1	03/19/19	JLI	SW8260C
Chloromethane	ND	6.0	ug/Kg	1	03/19/19	JLI	SW8260C
cis-1,2-Dichloroethene	ND	6.0	ug/Kg	1	03/19/19	JLI	SW8260C
cis-1,3-Dichloropropene	ND	6.0	ug/Kg	1	03/19/19	JLI	SW8260C
Dibromochloromethane	ND	6.0	ug/Kg	1	03/19/19	JLI	SW8260C
Dibromomethane	ND	6.0	ug/Kg	1	03/19/19	JLI	SW8260C
Dichlorodifluoromethane	ND	6.0	ug/Kg	1	03/19/19	JLI	SW8260C
Ethylbenzene	ND	6.0	ug/Kg	1	03/19/19	JLI	SW8260C
Hexachlorobutadiene	ND	6.0	ug/Kg	1	03/19/19	JLI	SW8260C
Isopropylbenzene	ND	6.0	ug/Kg	1	03/19/19	JLI	SW8260C
m&p-Xylene	ND	6.0	ug/Kg	1	03/19/19	JLI	SW8260C
Methyl Ethyl Ketone	ND	30	ug/Kg	1	03/19/19	JLI	SW8260C
Methyl t-butyl ether (MTBE)	ND	12	ug/Kg	1	03/19/19	JLI	SW8260C

1

Parameter	Result	RL/ PQL	Units	Dilution	Date/Time	By	Reference
Methylene chloride	ND	12	ug/Kg	1	03/19/19	JLI	SW8260C
Naphthalene	ND	6.0	ug/Kg	1	03/19/19	JLI	SW8260C
n-Butylbenzene	ND	6.0	ug/Kg	1	03/19/19	JLI	SW8260C
n-Propylbenzene	ND	6.0	ug/Kg	1	03/19/19	JLI	SW8260C
o-Xylene	ND	6.0	ug/Kg	1	03/19/19	JLI	SW8260C
p-Isopropyltoluene	ND	6.0	ug/Kg	1	03/19/19	JLI	SW8260C
sec-Butylbenzene	ND	6.0	ug/Kg	1	03/19/19	JLI	SW8260C
Styrene	ND	6.0	ug/Kg	1	03/19/19	JLI	SW8260C
tert-Butylbenzene	ND	6.0	ug/Kg	1	03/19/19	JLI	SW8260C
Tetrachloroethene	ND	6.0	ug/Kg	1	03/19/19	JLI	SW8260C
Tetrahydrofuran (THF)	ND	12	ug/Kg	1	03/19/19	JLI	SW8260C
Toluene	ND	6.0	ug/Kg	1	03/19/19	JLI	SW8260C
Total Xylenes	ND	6.0	ug/Kg	1	03/19/19	JLI	SW8260C
trans-1,2-Dichloroethene	ND	6.0	ug/Kg	1	03/19/19	JLI	SW8260C
trans-1,3-Dichloropropene	ND	6.0	ug/Kg	1	03/19/19	JLI	SW8260C
trans-1,4-dichloro-2-butene	ND	12	ug/Kg	1	03/19/19	JLI	SW8260C
Trichloroethene	7.0	6.0	ug/Kg	1	03/19/19	JLI	SW8260C
Trichlorofluoromethane	ND	6.0	ug/Kg	1	03/19/19	JLI	SW8260C
Trichlorotrifluoroethane	ND	6.0	ug/Kg	1	03/19/19	JLI	SW8260C
Vinyl chloride	ND	6.0	ug/Kg	1	03/19/19	JLI	SW8260C
<u>QA/QC Surrogates</u>							
% 1,2-dichlorobenzene-d4	100		%	1	03/19/19	JLI	70 - 130 %
% Bromofluorobenzene	90		%	1	03/19/19	JLI	70 - 130 %
% Dibromofluoromethane	36		%	1	03/19/19	JLI	70 - 130 %
% Toluene-d8	98		%	1	03/19/19	JLI	70 - 130 %
<u>Semivolatiles</u>							
1,2,4,5-Tetrachlorobenzene	ND	280	ug/Kg	1	03/19/19	WB	SW8270D
1,2,4-Trichlorobenzene	ND	280	ug/Kg	1	03/19/19	WB	SW8270D
1,2-Dichlorobenzene	ND	280	ug/Kg	1	03/19/19	WB	SW8270D
1,2-Diphenylhydrazine	ND	390	ug/Kg	1	03/19/19	WB	SW8270D
1,3-Dichlorobenzene	ND	280	ug/Kg	1	03/19/19	WB	SW8270D
1,4-Dichlorobenzene	ND	280	ug/Kg	1	03/19/19	WB	SW8270D
2,4,5-Trichlorophenol	ND	280	ug/Kg	1	03/19/19	WB	SW8270D
2,4,6-Trichlorophenol	ND	280	ug/Kg	1	03/19/19	WB	SW8270D
2,4-Dichlorophenol	ND	280	ug/Kg	1	03/19/19	WB	SW8270D
2,4-Dimethylphenol	ND	280	ug/Kg	1	03/19/19	WB	SW8270D
2,4-Dinitrophenol	ND	390	ug/Kg	1	03/19/19	WB	SW8270D
2,4-Dinitrotoluene	ND	280	ug/Kg	1	03/19/19	WB	SW8270D
2,6-Dinitrotoluene	ND	280	ug/Kg	1	03/19/19	WB	SW8270D
2-Chloronaphthalene	ND	280	ug/Kg	1	03/19/19	WB	SW8270D
2-Chlorophenol	ND	280	ug/Kg	1	03/19/19	WB	SW8270D
2-Methylnaphthalene	ND	280	ug/Kg	1	03/19/19	WB	SW8270D
2-Methylphenol (o-cresol)	ND	280	ug/Kg	1	03/19/19	WB	SW8270D
2-Nitroaniline	ND	390	ug/Kg	1	03/19/19	WB	SW8270D
2-Nitrophenol	ND	280	ug/Kg	1	03/19/19	WB	SW8270D
3&4-Methylphenol (m&p-cresol)	ND	390	ug/Kg	1	03/19/19	WB	SW8270D
3,3'-Dichlorobenzidine	ND	280	ug/Kg	1	03/19/19	WB	SW8270D
3-Nitroaniline	ND	390	ug/Kg	1	03/19/19	WB	SW8270D
4,6-Dinitro-2-methylphenol	ND	390	ug/Kg	1	03/19/19	WB	SW8270D

Parameter	Result	RL/ PQL	Units	Dilution	Date/Time	By	Reference
4-Bromophenyl phenyl ether	ND	390	ug/Kg	1	03/19/19	WB	SW8270D
4-Chloro-3-methylphenol	ND	280	ug/Kg	1	03/19/19	WB	SW8270D
4-Chloroaniline	ND	280	ug/Kg	1	03/19/19	WB	SW8270D
4-Chlorophenyl phenyl ether	ND	280	ug/Kg	1	03/19/19	WB	SW8270D
4-Nitroaniline	ND	630	ug/Kg	1	03/19/19	WB	SW8270D
4-Nitrophenol	ND	280	ug/Kg	1	03/19/19	WB	SW8270D
Acenaphthene	ND	280	ug/Kg	1	03/19/19	WB	SW8270D
Acenaphthylene	ND	280	ug/Kg	1	03/19/19	WB	SW8270D
Acetophenone	ND	280	ug/Kg	1	03/19/19	WB	SW8270D
Aniline	ND	390	ug/Kg	1	03/19/19	WB	SW8270D
Anthracene	ND	280	ug/Kg	1	03/19/19	WB	SW8270D
Benz(a)anthracene	450	280	ug/Kg	1	03/19/19	WB	SW8270D
Benzidine	ND	280	ug/Kg	1	03/19/19	WB	SW8270D
Benzo(a)pyrene	380	280	ug/Kg	1	03/19/19	WB	SW8270D
Benzo(b)fluoranthene	310	280	ug/Kg	1	03/19/19	WB	SW8270D
Benzo(ghi)perylene	280	280	ug/Kg	1	03/19/19	WB	SW8270D
Benzo(k)fluoranthene	310	280	ug/Kg	1	03/19/19	WB	SW8270D
Benzoic acid	ND	790	ug/Kg	1	03/19/19	WB	SW8270D
Benzyl butyl phthalate	ND	280	ug/Kg	1	03/19/19	WB	SW8270D
Bis(2-chloroethoxy)methane	ND	280	ug/Kg	1	03/19/19	WB	SW8270D
Bis(2-chloroethyl)ether	ND	390	ug/Kg	1	03/19/19	WB	SW8270D
Bis(2-chloroisopropyl)ether	ND	280	ug/Kg	1	03/19/19	WB	SW8270D
Bis(2-ethylhexyl)phthalate	ND	280	ug/Kg	1	03/19/19	WB	SW8270D
Carbazole	ND	390	ug/Kg	1	03/19/19	WB	SW8270D
Chrysene	500	280	ug/Kg	1	03/19/19	WB	SW8270D
Dibenz(a,h)anthracene	ND	280	ug/Kg	1	03/19/19	WB	SW8270D
Dibenzofuran	ND	280	ug/Kg	1	03/19/19	WB	SW8270D
Diethyl phthalate	ND	280	ug/Kg	1	03/19/19	WB	SW8270D
Dimethylphthalate	ND	280	ug/Kg	1	03/19/19	WB	SW8270D
Di-n-butylphthalate	ND	390	ug/Kg	1	03/19/19	WB	SW8270D
Di-n-octylphthalate	ND	280	ug/Kg	1	03/19/19	WB	SW8270D
Fluoranthene	670	280	ug/Kg	1	03/19/19	WB	SW8270D
Fluorene	ND	280	ug/Kg	1	03/19/19	WB	SW8270D
Hexachlorobenzene	ND	280	ug/Kg	1	03/19/19	WB	SW8270D
Hexachlorobutadiene	ND	280	ug/Kg	1	03/19/19	WB	SW8270D
Hexachlorocyclopentadiene	ND	280	ug/Kg	1	03/19/19	WB	SW8270D
Hexachloroethane	ND	280	ug/Kg	1	03/19/19	WB	SW8270D
Indeno(1,2,3-cd)pyrene	ND	280	ug/Kg	1	03/19/19	WB	SW8270D
Isophorone	ND	280	ug/Kg	1	03/19/19	WB	SW8270D
Naphthalene	ND	280	ug/Kg	1	03/19/19	WB	SW8270D
Nitrobenzene	ND	280	ug/Kg	1	03/19/19	WB	SW8270D
N-Nitrosodimethylamine	ND	390	ug/Kg	1	03/19/19	WB	SW8270D
N-Nitrosodi-n-propylamine	ND	280	ug/Kg	1	03/19/19	WB	SW8270D
N-Nitrosodiphenylamine	ND	390	ug/Kg	1	03/19/19	WB	SW8270D
Pentachloronitrobenzene	ND	390	ug/Kg	1	03/19/19	WB	SW8270D
Pentachlorophenol	ND	390	ug/Kg	1	03/19/19	WB	SW8270D
Phenanthrene	770	280	ug/Kg	1	03/19/19	WB	SW8270D
Phenol	ND	280	ug/Kg	1	03/19/19	WB	SW8270D
Pyrene	650	280	ug/Kg	1	03/19/19	WB	SW8270D

Parameter	Result	RL/ PQL	Units	Dilution	Date/Time	By	Reference
Pyridine	ND	390	ug/Kg	1	03/19/19	WB	SW8270D
<u>QA/QC Surrogates</u>							
% 2,4,6-Tribromophenol	81		%	1	03/19/19	WB	30 - 130 %
% 2-Fluorobiphenyl	71		%	1	03/19/19	WB	30 - 130 %
% 2-Fluorophenol	50		%	1	03/19/19	WB	30 - 130 %
% Nitrobenzene-d5	76		%	1	03/19/19	WB	30 - 130 %
% Phenol-d5	73		%	1	03/19/19	WB	30 - 130 %
% Terphenyl-d14	48		%	1	03/19/19	WB	30 - 130 %
Field Extraction	Completed				03/18/19		SW5035A

1

1 = This parameter is not certified by the primary accrediting authority (NY NELAC) for this matrix. NY NELAC does not offer certification for all parameters at this time.

3 = This parameter exceeds laboratory specified limits.

RL/PQL=Reporting/Practical Quantitation Level (Equivalent to NELAC LOQ, Limit of Quantitation) ND=Not Detected at RL/PQL
 BRL=Below Reporting Level L=Biased Low

QA/QC Surrogates: Surrogates are compounds (preceeded with a %) added by the lab to determine analysis efficiency. Surrogate results(%) listed in the report are not "detected" compounds.

Comments:

Per 1.4.6 of EPA method 8270D, 1,2-Diphenylhydrazine is unstable and readily converts to Azobenzene. Azobenzene is used for the calibration of 1,2-Diphenylhydrazine.

Please be advised that the NY 375 soil criteria for chromium are based on hexavalent chromium and trivalent chromium.

Volatile comment

Sample exhibited matrix interference in the volatile analysis. The Low-level vial was analyzed with one or more poor internal standard responses and/or one or more poor surrogate recoveries. The high level analysis did not exhibit this interference. Had any compounds been detected in the high level analysis, they would have been reported at that dilution. The low level analysis was reported, in order to meet the requested reporting criteria.

All soils, solids and sludges are reported on a dry weight basis unless otherwise noted in the sample comments.

S - Laboratory solvent, contamination is possible.

If you are the client above and have any questions concerning this testing, please do not hesitate to contact Phoenix Client Services at ext.200. The contents of this report cannot be discussed with anyone other than the client listed above without their written consent.



Phyllis Shiller, Laboratory Director

March 27, 2019

Reviewed and Released by: Bobbi Aloisa, Vice President



Environmental Laboratories, Inc.
 587 East Middle Turnpike, P.O.Box 370, Manchester, CT 06045
 Tel. (860) 645-1102 Fax (860) 645-0823



Analysis Report

March 27, 2019

FOR: Attn: Moshe Monheit
 Rock Brokerage
 170 Lee Avenue
 Brooklyn NY 11211

Sample Information

Matrix: SOIL
 Location Code: ROCKBROKE
 Rush Request: Standard
 P.O.#:

Custody Information

Collected by:
 Received by: CP
 Analyzed by: see "By" below

Date

03/18/19
 03/18/19

Time

9:20
 17:46

Laboratory Data

SDG ID: GCC69590
 Phoenix ID: CC69597

Project ID: 297 WALLABOUT
 Client ID: SB-1 (10-12)

Parameter	Result	RL/ PQL	Units	Dilution	Date/Time	By	Reference
Silver	< 0.41	0.41	mg/Kg	1	03/19/19	CPP	SW6010D
Aluminum	8050	62	mg/Kg	10	03/19/19	CPP	SW6010D
Arsenic	3.47	0.82	mg/Kg	1	03/19/19	CPP	SW6010D
Barium	44.7	0.41	mg/Kg	1	03/19/19	CPP	SW6010D
Beryllium	0.41	0.33	mg/Kg	1	03/19/19	CPP	SW6010D
Calcium	1470	6.2	mg/Kg	1	03/19/19	EK	SW6010D
Cadmium	< 0.41	0.41	mg/Kg	1	03/19/19	CPP	SW6010D
Cobalt	7.32	0.41	mg/Kg	1	03/19/19	CPP	SW6010D
Chromium	20.3	0.41	mg/Kg	1	03/19/19	CPP	SW6010D
Copper	11.7	0.8	mg/kg	1	03/19/19	CPP	SW6010D
Iron	12400	62	mg/Kg	10	03/19/19	CPP	SW6010D
Mercury	< 0.03	0.03	mg/Kg	1	03/20/19	RS	SW7471B
Potassium	1100	6.2	mg/Kg	1	03/19/19	EK	SW6010D
Magnesium	2520	6.2	mg/Kg	1	03/19/19	CPP	SW6010D
Manganese	134	0.41	mg/Kg	1	03/19/19	CPP	SW6010D
Sodium	102	6.2	mg/Kg	1	03/19/19	CPP	SW6010D
Nickel	14.3	0.41	mg/Kg	1	03/19/19	CPP	SW6010D
Lead	8.55	0.41	mg/Kg	1	03/19/19	CPP	SW6010D
Antimony	< 4.1	4.1	mg/Kg	1	03/19/19	CPP	SW6010D
Selenium	< 1.6	1.6	mg/Kg	1	03/19/19	EK	SW6010D
Thallium	< 3.7	3.7	mg/Kg	1	03/19/19	CPP	SW6010D
Vanadium	24.7	0.41	mg/Kg	1	03/19/19	CPP	SW6010D
Zinc	35.5	0.8	mg/Kg	1	03/19/19	CPP	SW6010D
Percent Solid	82		%		03/18/19	ML	SW846-%Solid
Soil Extraction for PCB	Completed				03/19/19	MM/V	SW3545A
Soil Extraction for Pesticides	Completed				03/19/19	MM/V	SW3545A
Soil Extraction for SVOA	Completed				03/18/19	JJ/LV	SW3545A
Mercury Digestion	Completed				03/20/19	W/II	SW7471B

Parameter	Result	RL/ PQL	Units	Dilution	Date/Time	By	Reference
Total Metals Digest	Completed				03/18/19	B/AG/BF	SW3050B
<u>Polychlorinated Biphenyls</u>							
PCB-1016	ND	79	ug/Kg	2	03/20/19	SC	SW8082A
PCB-1221	ND	79	ug/Kg	2	03/20/19	SC	SW8082A
PCB-1232	ND	79	ug/Kg	2	03/20/19	SC	SW8082A
PCB-1242	ND	79	ug/Kg	2	03/20/19	SC	SW8082A
PCB-1248	ND	79	ug/Kg	2	03/20/19	SC	SW8082A
PCB-1254	ND	79	ug/Kg	2	03/20/19	SC	SW8082A
PCB-1260	ND	79	ug/Kg	2	03/20/19	SC	SW8082A
PCB-1262	ND	79	ug/Kg	2	03/20/19	SC	SW8082A
PCB-1268	ND	79	ug/Kg	2	03/20/19	SC	SW8082A
<u>QA/QC Surrogates</u>							
% DCBP	66		%	2	03/20/19	SC	30 - 150 %
% DCBP (Confirmation)	69		%	2	03/20/19	SC	30 - 150 %
% TCMX	66		%	2	03/20/19	SC	30 - 150 %
% TCMX (Confirmation)	66		%	2	03/20/19	SC	30 - 150 %
<u>Pesticides - Soil</u>							
4,4' -DDD	ND	2.4	ug/Kg	2	03/21/19	CW	SW8081B
4,4' -DDE	ND	2.4	ug/Kg	2	03/21/19	CW	SW8081B
4,4' -DDT	ND	2.4	ug/Kg	2	03/21/19	CW	SW8081B
a-BHC	ND	7.9	ug/Kg	2	03/21/19	CW	SW8081B
a-Chlordane	ND	3.9	ug/Kg	2	03/21/19	CW	SW8081B
Aldrin	ND	3.9	ug/Kg	2	03/21/19	CW	SW8081B
b-BHC	ND	7.9	ug/Kg	2	03/21/19	CW	SW8081B
Chlordane	ND	39	ug/Kg	2	03/21/19	CW	SW8081B
d-BHC	ND	7.9	ug/Kg	2	03/21/19	CW	SW8081B
Dieldrin	ND	3.9	ug/Kg	2	03/21/19	CW	SW8081B
Endosulfan I	ND	7.9	ug/Kg	2	03/21/19	CW	SW8081B
Endosulfan II	ND	7.9	ug/Kg	2	03/21/19	CW	SW8081B
Endosulfan sulfate	ND	7.9	ug/Kg	2	03/21/19	CW	SW8081B
Endrin	ND	7.9	ug/Kg	2	03/21/19	CW	SW8081B
Endrin aldehyde	ND	7.9	ug/Kg	2	03/21/19	CW	SW8081B
Endrin ketone	ND	7.9	ug/Kg	2	03/21/19	CW	SW8081B
g-BHC	ND	1.6	ug/Kg	2	03/21/19	CW	SW8081B
g-Chlordane	ND	3.9	ug/Kg	2	03/21/19	CW	SW8081B
Heptachlor	ND	7.9	ug/Kg	2	03/21/19	CW	SW8081B
Heptachlor epoxide	ND	7.9	ug/Kg	2	03/21/19	CW	SW8081B
Methoxychlor	ND	39	ug/Kg	2	03/21/19	CW	SW8081B
Toxaphene	ND	160	ug/Kg	2	03/21/19	CW	SW8081B
<u>QA/QC Surrogates</u>							
% DCBP	64		%	2	03/21/19	CW	30 - 150 %
% DCBP (Confirmation)	56		%	2	03/21/19	CW	30 - 150 %
% TCMX	63		%	2	03/21/19	CW	30 - 150 %
% TCMX (Confirmation)	66		%	2	03/21/19	CW	30 - 150 %
<u>Volatiles</u>							
1,1,1,2-Tetrachloroethane	ND	6.1	ug/Kg	1	03/19/19	JLI	SW8260C
1,1,1-Trichloroethane	ND	6.1	ug/Kg	1	03/19/19	JLI	SW8260C

Parameter	Result	RL/ PQL	Units	Dilution	Date/Time	By	Reference
1,1,2,2-Tetrachloroethane	ND	6.1	ug/Kg	1	03/19/19	JLI	SW8260C
1,1,2-Trichloroethane	ND	6.1	ug/Kg	1	03/19/19	JLI	SW8260C
1,1-Dichloroethane	ND	6.1	ug/Kg	1	03/19/19	JLI	SW8260C
1,1-Dichloroethene	ND	6.1	ug/Kg	1	03/19/19	JLI	SW8260C
1,1-Dichloropropene	ND	6.1	ug/Kg	1	03/19/19	JLI	SW8260C
1,2,3-Trichlorobenzene	ND	6.1	ug/Kg	1	03/19/19	JLI	SW8260C
1,2,3-Trichloropropane	ND	6.1	ug/Kg	1	03/19/19	JLI	SW8260C
1,2,4-Trichlorobenzene	ND	6.1	ug/Kg	1	03/19/19	JLI	SW8260C
1,2,4-Trimethylbenzene	ND	6.1	ug/Kg	1	03/19/19	JLI	SW8260C
1,2-Dibromo-3-chloropropane	ND	6.1	ug/Kg	1	03/19/19	JLI	SW8260C
1,2-Dibromoethane	ND	6.1	ug/Kg	1	03/19/19	JLI	SW8260C
1,2-Dichlorobenzene	ND	6.1	ug/Kg	1	03/19/19	JLI	SW8260C
1,2-Dichloroethane	ND	6.1	ug/Kg	1	03/19/19	JLI	SW8260C
1,2-Dichloropropane	ND	6.1	ug/Kg	1	03/19/19	JLI	SW8260C
1,3,5-Trimethylbenzene	ND	6.1	ug/Kg	1	03/19/19	JLI	SW8260C
1,3-Dichlorobenzene	ND	6.1	ug/Kg	1	03/19/19	JLI	SW8260C
1,3-Dichloropropane	ND	6.1	ug/Kg	1	03/19/19	JLI	SW8260C
1,4-Dichlorobenzene	ND	6.1	ug/Kg	1	03/19/19	JLI	SW8260C
2,2-Dichloropropane	ND	6.1	ug/Kg	1	03/19/19	JLI	SW8260C
2-Chlorotoluene	ND	6.1	ug/Kg	1	03/19/19	JLI	SW8260C
2-Hexanone	ND	30	ug/Kg	1	03/19/19	JLI	SW8260C
2-Isopropyltoluene	ND	6.1	ug/Kg	1	03/19/19	JLI	SW8260C
4-Chlorotoluene	ND	6.1	ug/Kg	1	03/19/19	JLI	SW8260C
4-Methyl-2-pentanone	ND	30	ug/Kg	1	03/19/19	JLI	SW8260C
Acetone	ND	30	ug/Kg	1	03/19/19	JLI	SW8260C
Acrylonitrile	ND	12	ug/Kg	1	03/19/19	JLI	SW8260C
Benzene	ND	6.1	ug/Kg	1	03/19/19	JLI	SW8260C
Bromobenzene	ND	6.1	ug/Kg	1	03/19/19	JLI	SW8260C
Bromochloromethane	ND	6.1	ug/Kg	1	03/19/19	JLI	SW8260C
Bromodichloromethane	ND	6.1	ug/Kg	1	03/19/19	JLI	SW8260C
Bromoform	ND	6.1	ug/Kg	1	03/19/19	JLI	SW8260C
Bromomethane	ND	6.1	ug/Kg	1	03/19/19	JLI	SW8260C
Carbon Disulfide	ND	6.1	ug/Kg	1	03/19/19	JLI	SW8260C
Carbon tetrachloride	ND	6.1	ug/Kg	1	03/19/19	JLI	SW8260C
Chlorobenzene	ND	6.1	ug/Kg	1	03/19/19	JLI	SW8260C
Chloroethane	ND	6.1	ug/Kg	1	03/19/19	JLI	SW8260C
Chloroform	ND	6.1	ug/Kg	1	03/19/19	JLI	SW8260C
Chloromethane	ND	6.1	ug/Kg	1	03/19/19	JLI	SW8260C
cis-1,2-Dichloroethene	ND	6.1	ug/Kg	1	03/19/19	JLI	SW8260C
cis-1,3-Dichloropropene	ND	6.1	ug/Kg	1	03/19/19	JLI	SW8260C
Dibromochloromethane	ND	6.1	ug/Kg	1	03/19/19	JLI	SW8260C
Dibromomethane	ND	6.1	ug/Kg	1	03/19/19	JLI	SW8260C
Dichlorodifluoromethane	ND	6.1	ug/Kg	1	03/19/19	JLI	SW8260C
Ethylbenzene	ND	6.1	ug/Kg	1	03/19/19	JLI	SW8260C
Hexachlorobutadiene	ND	6.1	ug/Kg	1	03/19/19	JLI	SW8260C
Isopropylbenzene	ND	6.1	ug/Kg	1	03/19/19	JLI	SW8260C
m&p-Xylene	ND	6.1	ug/Kg	1	03/19/19	JLI	SW8260C
Methyl Ethyl Ketone	ND	30	ug/Kg	1	03/19/19	JLI	SW8260C
Methyl t-butyl ether (MTBE)	ND	12	ug/Kg	1	03/19/19	JLI	SW8260C

1

Parameter	Result	RL/ PQL	Units	Dilution	Date/Time	By	Reference
Methylene chloride	ND	12	ug/Kg	1	03/19/19	JLI	SW8260C
Naphthalene	ND	6.1	ug/Kg	1	03/19/19	JLI	SW8260C
n-Butylbenzene	ND	6.1	ug/Kg	1	03/19/19	JLI	SW8260C
n-Propylbenzene	ND	6.1	ug/Kg	1	03/19/19	JLI	SW8260C
o-Xylene	ND	6.1	ug/Kg	1	03/19/19	JLI	SW8260C
p-Isopropyltoluene	ND	6.1	ug/Kg	1	03/19/19	JLI	SW8260C
sec-Butylbenzene	ND	6.1	ug/Kg	1	03/19/19	JLI	SW8260C
Styrene	ND	6.1	ug/Kg	1	03/19/19	JLI	SW8260C
tert-Butylbenzene	ND	6.1	ug/Kg	1	03/19/19	JLI	SW8260C
Tetrachloroethene	ND	6.1	ug/Kg	1	03/19/19	JLI	SW8260C
Tetrahydrofuran (THF)	ND	12	ug/Kg	1	03/19/19	JLI	SW8260C
Toluene	ND	6.1	ug/Kg	1	03/19/19	JLI	SW8260C
Total Xylenes	ND	6.1	ug/Kg	1	03/19/19	JLI	SW8260C
trans-1,2-Dichloroethene	ND	6.1	ug/Kg	1	03/19/19	JLI	SW8260C
trans-1,3-Dichloropropene	ND	6.1	ug/Kg	1	03/19/19	JLI	SW8260C
trans-1,4-dichloro-2-butene	ND	12	ug/Kg	1	03/19/19	JLI	SW8260C
Trichloroethene	ND	6.1	ug/Kg	1	03/19/19	JLI	SW8260C
Trichlorofluoromethane	ND	6.1	ug/Kg	1	03/19/19	JLI	SW8260C
Trichlorotrifluoroethane	ND	6.1	ug/Kg	1	03/19/19	JLI	SW8260C
Vinyl chloride	ND	6.1	ug/Kg	1	03/19/19	JLI	SW8260C
<u>QA/QC Surrogates</u>							
% 1,2-dichlorobenzene-d4	101		%	1	03/19/19	JLI	70 - 130 %
% Bromofluorobenzene	93		%	1	03/19/19	JLI	70 - 130 %
% Dibromofluoromethane	99		%	1	03/19/19	JLI	70 - 130 %
% Toluene-d8	99		%	1	03/19/19	JLI	70 - 130 %
<u>Semivolatiles</u>							
1,2,4,5-Tetrachlorobenzene	ND	280	ug/Kg	1	03/19/19	WB	SW8270D
1,2,4-Trichlorobenzene	ND	280	ug/Kg	1	03/19/19	WB	SW8270D
1,2-Dichlorobenzene	ND	280	ug/Kg	1	03/19/19	WB	SW8270D
1,2-Diphenylhydrazine	ND	400	ug/Kg	1	03/19/19	WB	SW8270D
1,3-Dichlorobenzene	ND	280	ug/Kg	1	03/19/19	WB	SW8270D
1,4-Dichlorobenzene	ND	280	ug/Kg	1	03/19/19	WB	SW8270D
2,4,5-Trichlorophenol	ND	280	ug/Kg	1	03/19/19	WB	SW8270D
2,4,6-Trichlorophenol	ND	280	ug/Kg	1	03/19/19	WB	SW8270D
2,4-Dichlorophenol	ND	280	ug/Kg	1	03/19/19	WB	SW8270D
2,4-Dimethylphenol	ND	280	ug/Kg	1	03/19/19	WB	SW8270D
2,4-Dinitrophenol	ND	400	ug/Kg	1	03/19/19	WB	SW8270D
2,4-Dinitrotoluene	ND	280	ug/Kg	1	03/19/19	WB	SW8270D
2,6-Dinitrotoluene	ND	280	ug/Kg	1	03/19/19	WB	SW8270D
2-Chloronaphthalene	ND	280	ug/Kg	1	03/19/19	WB	SW8270D
2-Chlorophenol	ND	280	ug/Kg	1	03/19/19	WB	SW8270D
2-Methylnaphthalene	ND	280	ug/Kg	1	03/19/19	WB	SW8270D
2-Methylphenol (o-cresol)	ND	280	ug/Kg	1	03/19/19	WB	SW8270D
2-Nitroaniline	ND	400	ug/Kg	1	03/19/19	WB	SW8270D
2-Nitrophenol	ND	280	ug/Kg	1	03/19/19	WB	SW8270D
3&4-Methylphenol (m&p-cresol)	ND	400	ug/Kg	1	03/19/19	WB	SW8270D
3,3'-Dichlorobenzidine	ND	280	ug/Kg	1	03/19/19	WB	SW8270D
3-Nitroaniline	ND	400	ug/Kg	1	03/19/19	WB	SW8270D
4,6-Dinitro-2-methylphenol	ND	400	ug/Kg	1	03/19/19	WB	SW8270D

Parameter	Result	RL/ PQL	Units	Dilution	Date/Time	By	Reference
4-Bromophenyl phenyl ether	ND	400	ug/Kg	1	03/19/19	WB	SW8270D
4-Chloro-3-methylphenol	ND	280	ug/Kg	1	03/19/19	WB	SW8270D
4-Chloroaniline	ND	280	ug/Kg	1	03/19/19	WB	SW8270D
4-Chlorophenyl phenyl ether	ND	280	ug/Kg	1	03/19/19	WB	SW8270D
4-Nitroaniline	ND	650	ug/Kg	1	03/19/19	WB	SW8270D
4-Nitrophenol	ND	280	ug/Kg	1	03/19/19	WB	SW8270D
Acenaphthene	ND	280	ug/Kg	1	03/19/19	WB	SW8270D
Acenaphthylene	ND	280	ug/Kg	1	03/19/19	WB	SW8270D
Acetophenone	ND	280	ug/Kg	1	03/19/19	WB	SW8270D
Aniline	ND	400	ug/Kg	1	03/19/19	WB	SW8270D
Anthracene	ND	280	ug/Kg	1	03/19/19	WB	SW8270D
Benz(a)anthracene	ND	280	ug/Kg	1	03/19/19	WB	SW8270D
Benzidine	ND	280	ug/Kg	1	03/19/19	WB	SW8270D
Benzo(a)pyrene	ND	280	ug/Kg	1	03/19/19	WB	SW8270D
Benzo(b)fluoranthene	ND	280	ug/Kg	1	03/19/19	WB	SW8270D
Benzo(ghi)perylene	ND	280	ug/Kg	1	03/19/19	WB	SW8270D
Benzo(k)fluoranthene	ND	280	ug/Kg	1	03/19/19	WB	SW8270D
Benzoic acid	ND	810	ug/Kg	1	03/19/19	WB	SW8270D
Benzyl butyl phthalate	ND	280	ug/Kg	1	03/19/19	WB	SW8270D
Bis(2-chloroethoxy)methane	ND	280	ug/Kg	1	03/19/19	WB	SW8270D
Bis(2-chloroethyl)ether	ND	400	ug/Kg	1	03/19/19	WB	SW8270D
Bis(2-chloroisopropyl)ether	ND	280	ug/Kg	1	03/19/19	WB	SW8270D
Bis(2-ethylhexyl)phthalate	ND	280	ug/Kg	1	03/19/19	WB	SW8270D
Carbazole	ND	400	ug/Kg	1	03/19/19	WB	SW8270D
Chrysene	ND	280	ug/Kg	1	03/19/19	WB	SW8270D
Dibenz(a,h)anthracene	ND	280	ug/Kg	1	03/19/19	WB	SW8270D
Dibenzofuran	ND	280	ug/Kg	1	03/19/19	WB	SW8270D
Diethyl phthalate	ND	280	ug/Kg	1	03/19/19	WB	SW8270D
Dimethylphthalate	ND	280	ug/Kg	1	03/19/19	WB	SW8270D
Di-n-butylphthalate	ND	400	ug/Kg	1	03/19/19	WB	SW8270D
Di-n-octylphthalate	ND	280	ug/Kg	1	03/19/19	WB	SW8270D
Fluoranthene	ND	280	ug/Kg	1	03/19/19	WB	SW8270D
Fluorene	ND	280	ug/Kg	1	03/19/19	WB	SW8270D
Hexachlorobenzene	ND	280	ug/Kg	1	03/19/19	WB	SW8270D
Hexachlorobutadiene	ND	280	ug/Kg	1	03/19/19	WB	SW8270D
Hexachlorocyclopentadiene	ND	280	ug/Kg	1	03/19/19	WB	SW8270D
Hexachloroethane	ND	280	ug/Kg	1	03/19/19	WB	SW8270D
Indeno(1,2,3-cd)pyrene	ND	280	ug/Kg	1	03/19/19	WB	SW8270D
Isophorone	ND	280	ug/Kg	1	03/19/19	WB	SW8270D
Naphthalene	ND	280	ug/Kg	1	03/19/19	WB	SW8270D
Nitrobenzene	ND	280	ug/Kg	1	03/19/19	WB	SW8270D
N-Nitrosodimethylamine	ND	400	ug/Kg	1	03/19/19	WB	SW8270D
N-Nitrosodi-n-propylamine	ND	280	ug/Kg	1	03/19/19	WB	SW8270D
N-Nitrosodiphenylamine	ND	400	ug/Kg	1	03/19/19	WB	SW8270D
Pentachloronitrobenzene	ND	400	ug/Kg	1	03/19/19	WB	SW8270D
Pentachlorophenol	ND	400	ug/Kg	1	03/19/19	WB	SW8270D
Phenanthrene	ND	280	ug/Kg	1	03/19/19	WB	SW8270D
Phenol	ND	280	ug/Kg	1	03/19/19	WB	SW8270D
Pyrene	ND	280	ug/Kg	1	03/19/19	WB	SW8270D

Parameter	Result	RL/ PQL	Units	Dilution	Date/Time	By	Reference
Pyridine	ND	400	ug/Kg	1	03/19/19	WB	SW8270D
<u>QA/QC Surrogates</u>							
% 2,4,6-Tribromophenol	71		%	1	03/19/19	WB	30 - 130 %
% 2-Fluorobiphenyl	53		%	1	03/19/19	WB	30 - 130 %
% 2-Fluorophenol	46		%	1	03/19/19	WB	30 - 130 %
% Nitrobenzene-d5	50		%	1	03/19/19	WB	30 - 130 %
% Phenol-d5	53		%	1	03/19/19	WB	30 - 130 %
% Terphenyl-d14	63		%	1	03/19/19	WB	30 - 130 %
Field Extraction	Completed				03/18/19		SW5035A

1

1 = This parameter is not certified by the primary accrediting authority (NY NELAC) for this matrix. NY NELAC does not offer certification for all parameters at this time.

RL/PQL=Reporting/Practical Quantitation Level (Equivalent to NELAC LOQ, Limit of Quantitation) ND=Not Detected at RL/PQL
 BRL=Below Reporting Level L=Biased Low

QA/QC Surrogates: Surrogates are compounds (preceded with a %) added by the lab to determine analysis efficiency. Surrogate results(%) listed in the report are not "detected" compounds.


Comments:

Per 1.4.6 of EPA method 8270D, 1,2-Diphenylhydrazine is unstable and readily converts to Azobenzene. Azobenzene is used for the calibration of 1,2-Diphenylhydrazine.

Please be advised that the NY 375 soil criteria for chromium are based on hexavalent chromium and trivalent chromium.

All soils, solids and sludges are reported on a dry weight basis unless otherwise noted in the sample comments.

If you are the client above and have any questions concerning this testing, please do not hesitate to contact Phoenix Client Services at ext.200. The contents of this report cannot be discussed with anyone other than the client listed above without their written consent.



Phyllis Shiller, Laboratory Director

March 27, 2019

Reviewed and Released by: Bobbi Aloisa, Vice President



Environmental Laboratories, Inc.
 587 East Middle Turnpike, P.O.Box 370, Manchester, CT 06045
 Tel. (860) 645-1102 Fax (860) 645-0823



Analysis Report

March 27, 2019

FOR: Attn: Moshe Monheit
 Rock Brokerage
 170 Lee Avenue
 Brooklyn NY 11211

Sample Information

Matrix: SOIL
 Location Code: ROCKBROKE
 Rush Request: Standard
 P.O.#:

Custody Information

Collected by:
 Received by: CP
 Analyzed by: see "By" below

Date

03/18/19
 03/18/19

Time

9:45
 17:46

Laboratory Data

SDG ID: GCC69590
 Phoenix ID: CC69598

Project ID: 297 WALLABOUT
 Client ID: SB-2 (0-2)

Parameter	Result	RL/ PQL	Units	Dilution	Date/Time	By	Reference
Silver	< 0.35	0.35	mg/Kg	1	03/19/19	CPP	SW6010D
Aluminum	9090	52	mg/Kg	10	03/19/19	CPP	SW6010D
Arsenic	2.08	0.70	mg/Kg	1	03/19/19	CPP	SW6010D
Barium	57.5	0.35	mg/Kg	1	03/19/19	CPP	SW6010D
Beryllium	0.47	0.28	mg/Kg	1	03/19/19	CPP	SW6010D
Calcium	14500	52	mg/Kg	10	03/19/19	EK	SW6010D
Cadmium	0.47	0.35	mg/Kg	1	03/19/19	CPP	SW6010D
Cobalt	8.86	0.35	mg/Kg	1	03/19/19	CPP	SW6010D
Chromium	24.7	0.35	mg/Kg	1	03/19/19	CPP	SW6010D
Copper	23.6	0.7	mg/kg	1	03/19/19	CPP	SW6010D
Iron	22700	52	mg/Kg	10	03/19/19	CPP	SW6010D
Mercury	< 0.03	0.03	mg/Kg	1	03/20/19	RS	SW7471B
Potassium	1520	5.2	mg/Kg	1	03/19/19	EK	SW6010D
Magnesium	3620	5.2	mg/Kg	1	03/19/19	CPP	SW6010D
Manganese	413	3.5	mg/Kg	10	03/19/19	CPP	SW6010D
Sodium	375	5.2	mg/Kg	1	03/19/19	CPP	SW6010D
Nickel	23.9	0.35	mg/Kg	1	03/19/19	CPP	SW6010D
Lead	14.3	0.35	mg/Kg	1	03/19/19	CPP	SW6010D
Antimony	< 3.5	3.5	mg/Kg	1	03/19/19	CPP	SW6010D
Selenium	< 1.4	1.4	mg/Kg	1	03/19/19	EK	SW6010D
Thallium	< 3.1	3.1	mg/Kg	1	03/19/19	CPP	SW6010D
Vanadium	29.5	0.35	mg/Kg	1	03/19/19	CPP	SW6010D
Zinc	45.2	0.7	mg/Kg	1	03/19/19	CPP	SW6010D
Percent Solid	91		%		03/18/19	ML	SW846-%Solid
Soil Extraction for PCB	Completed				03/19/19	MM/V	SW3545A
Soil Extraction for Pesticides	Completed				03/19/19	MM/V	SW3545A
Soil Extraction for SVOA	Completed				03/18/19	JJ/LV	SW3545A
Mercury Digestion	Completed				03/20/19	W/II	SW7471B

Parameter	Result	RL/ PQL	Units	Dilution	Date/Time	By	Reference
Total Metals Digest	Completed				03/18/19	B/AG/BF	SW3050B
<u>Polychlorinated Biphenyls</u>							
PCB-1016	ND	73	ug/Kg	2	03/20/19	SC	SW8082A
PCB-1221	ND	73	ug/Kg	2	03/20/19	SC	SW8082A
PCB-1232	ND	73	ug/Kg	2	03/20/19	SC	SW8082A
PCB-1242	ND	73	ug/Kg	2	03/20/19	SC	SW8082A
PCB-1248	ND	73	ug/Kg	2	03/20/19	SC	SW8082A
PCB-1254	ND	73	ug/Kg	2	03/20/19	SC	SW8082A
PCB-1260	ND	73	ug/Kg	2	03/20/19	SC	SW8082A
PCB-1262	ND	73	ug/Kg	2	03/20/19	SC	SW8082A
PCB-1268	ND	73	ug/Kg	2	03/20/19	SC	SW8082A
<u>QA/QC Surrogates</u>							
% DCBP	73		%	2	03/20/19	SC	30 - 150 %
% DCBP (Confirmation)	62		%	2	03/20/19	SC	30 - 150 %
% TCMX	68		%	2	03/20/19	SC	30 - 150 %
% TCMX (Confirmation)	62		%	2	03/20/19	SC	30 - 150 %
<u>Pesticides - Soil</u>							
4,4' -DDD	ND	2.2	ug/Kg	2	03/21/19	CW	SW8081B
4,4' -DDE	ND	2.2	ug/Kg	2	03/21/19	CW	SW8081B
4,4' -DDT	8.4	2.2	ug/Kg	2	03/21/19	CW	SW8081B
a-BHC	ND	7.3	ug/Kg	2	03/21/19	CW	SW8081B
a-Chlordane	ND	3.6	ug/Kg	2	03/21/19	CW	SW8081B
Aldrin	ND	3.6	ug/Kg	2	03/21/19	CW	SW8081B
b-BHC	ND	7.3	ug/Kg	2	03/21/19	CW	SW8081B
Chlordane	ND	36	ug/Kg	2	03/21/19	CW	SW8081B
d-BHC	ND	7.3	ug/Kg	2	03/21/19	CW	SW8081B
Dieldrin	ND	3.6	ug/Kg	2	03/21/19	CW	SW8081B
Endosulfan I	ND	7.3	ug/Kg	2	03/21/19	CW	SW8081B
Endosulfan II	ND	7.3	ug/Kg	2	03/21/19	CW	SW8081B
Endosulfan sulfate	ND	7.3	ug/Kg	2	03/21/19	CW	SW8081B
Endrin	ND	7.3	ug/Kg	2	03/21/19	CW	SW8081B
Endrin aldehyde	ND	7.3	ug/Kg	2	03/21/19	CW	SW8081B
Endrin ketone	ND	7.3	ug/Kg	2	03/21/19	CW	SW8081B
g-BHC	ND	1.5	ug/Kg	2	03/21/19	CW	SW8081B
g-Chlordane	ND	3.6	ug/Kg	2	03/21/19	CW	SW8081B
Heptachlor	ND	7.3	ug/Kg	2	03/21/19	CW	SW8081B
Heptachlor epoxide	ND	7.3	ug/Kg	2	03/21/19	CW	SW8081B
Methoxychlor	ND	36	ug/Kg	2	03/21/19	CW	SW8081B
Toxaphene	ND	150	ug/Kg	2	03/21/19	CW	SW8081B
<u>QA/QC Surrogates</u>							
% DCBP	87		%	2	03/21/19	CW	30 - 150 %
% DCBP (Confirmation)	55		%	2	03/21/19	CW	30 - 150 %
% TCMX	96		%	2	03/21/19	CW	30 - 150 %
% TCMX (Confirmation)	66		%	2	03/21/19	CW	30 - 150 %
<u>Volatiles</u>							
1,1,1,2-Tetrachloroethane	ND	5.4	ug/Kg	1	03/19/19	JLI	SW8260C
1,1,1-Trichloroethane	ND	5.4	ug/Kg	1	03/19/19	JLI	SW8260C

Parameter	Result	RL/ PQL	Units	Dilution	Date/Time	By	Reference
1,1,2,2-Tetrachloroethane	ND	5.4	ug/Kg	1	03/19/19	JLI	SW8260C
1,1,2-Trichloroethane	ND	5.4	ug/Kg	1	03/19/19	JLI	SW8260C
1,1-Dichloroethane	ND	5.4	ug/Kg	1	03/19/19	JLI	SW8260C
1,1-Dichloroethene	ND	5.4	ug/Kg	1	03/19/19	JLI	SW8260C
1,1-Dichloropropene	ND	5.4	ug/Kg	1	03/19/19	JLI	SW8260C
1,2,3-Trichlorobenzene	ND	5.4	ug/Kg	1	03/19/19	JLI	SW8260C
1,2,3-Trichloropropane	ND	5.4	ug/Kg	1	03/19/19	JLI	SW8260C
1,2,4-Trichlorobenzene	ND	5.4	ug/Kg	1	03/19/19	JLI	SW8260C
1,2,4-Trimethylbenzene	ND	5.4	ug/Kg	1	03/19/19	JLI	SW8260C
1,2-Dibromo-3-chloropropane	ND	5.4	ug/Kg	1	03/19/19	JLI	SW8260C
1,2-Dibromoethane	ND	5.4	ug/Kg	1	03/19/19	JLI	SW8260C
1,2-Dichlorobenzene	ND	5.4	ug/Kg	1	03/19/19	JLI	SW8260C
1,2-Dichloroethane	ND	5.4	ug/Kg	1	03/19/19	JLI	SW8260C
1,2-Dichloropropane	ND	5.4	ug/Kg	1	03/19/19	JLI	SW8260C
1,3,5-Trimethylbenzene	ND	5.4	ug/Kg	1	03/19/19	JLI	SW8260C
1,3-Dichlorobenzene	ND	5.4	ug/Kg	1	03/19/19	JLI	SW8260C
1,3-Dichloropropane	ND	5.4	ug/Kg	1	03/19/19	JLI	SW8260C
1,4-Dichlorobenzene	ND	5.4	ug/Kg	1	03/19/19	JLI	SW8260C
2,2-Dichloropropane	ND	5.4	ug/Kg	1	03/19/19	JLI	SW8260C
2-Chlorotoluene	ND	5.4	ug/Kg	1	03/19/19	JLI	SW8260C
2-Hexanone	ND	27	ug/Kg	1	03/19/19	JLI	SW8260C
2-Isopropyltoluene	ND	5.4	ug/Kg	1	03/19/19	JLI	SW8260C
4-Chlorotoluene	ND	5.4	ug/Kg	1	03/19/19	JLI	SW8260C
4-Methyl-2-pentanone	ND	27	ug/Kg	1	03/19/19	JLI	SW8260C
Acetone	ND	27	ug/Kg	1	03/19/19	JLI	SW8260C
Acrylonitrile	ND	11	ug/Kg	1	03/19/19	JLI	SW8260C
Benzene	ND	5.4	ug/Kg	1	03/19/19	JLI	SW8260C
Bromobenzene	ND	5.4	ug/Kg	1	03/19/19	JLI	SW8260C
Bromochloromethane	ND	5.4	ug/Kg	1	03/19/19	JLI	SW8260C
Bromodichloromethane	ND	5.4	ug/Kg	1	03/19/19	JLI	SW8260C
Bromoform	ND	5.4	ug/Kg	1	03/19/19	JLI	SW8260C
Bromomethane	ND	5.4	ug/Kg	1	03/19/19	JLI	SW8260C
Carbon Disulfide	ND	5.4	ug/Kg	1	03/19/19	JLI	SW8260C
Carbon tetrachloride	ND	5.4	ug/Kg	1	03/19/19	JLI	SW8260C
Chlorobenzene	ND	5.4	ug/Kg	1	03/19/19	JLI	SW8260C
Chloroethane	ND	5.4	ug/Kg	1	03/19/19	JLI	SW8260C
Chloroform	ND	5.4	ug/Kg	1	03/19/19	JLI	SW8260C
Chloromethane	ND	5.4	ug/Kg	1	03/19/19	JLI	SW8260C
cis-1,2-Dichloroethene	ND	5.4	ug/Kg	1	03/19/19	JLI	SW8260C
cis-1,3-Dichloropropene	ND	5.4	ug/Kg	1	03/19/19	JLI	SW8260C
Dibromochloromethane	ND	5.4	ug/Kg	1	03/19/19	JLI	SW8260C
Dibromomethane	ND	5.4	ug/Kg	1	03/19/19	JLI	SW8260C
Dichlorodifluoromethane	ND	5.4	ug/Kg	1	03/19/19	JLI	SW8260C
Ethylbenzene	ND	5.4	ug/Kg	1	03/19/19	JLI	SW8260C
Hexachlorobutadiene	ND	5.4	ug/Kg	1	03/19/19	JLI	SW8260C
Isopropylbenzene	ND	5.4	ug/Kg	1	03/19/19	JLI	SW8260C
m&p-Xylene	ND	5.4	ug/Kg	1	03/19/19	JLI	SW8260C
Methyl Ethyl Ketone	ND	27	ug/Kg	1	03/19/19	JLI	SW8260C
Methyl t-butyl ether (MTBE)	ND	11	ug/Kg	1	03/19/19	JLI	SW8260C

1

Parameter	Result	RL/ PQL	Units	Dilution	Date/Time	By	Reference
Methylene chloride	ND	11	ug/Kg	1	03/19/19	JLI	SW8260C
Naphthalene	ND	5.4	ug/Kg	1	03/19/19	JLI	SW8260C
n-Butylbenzene	ND	5.4	ug/Kg	1	03/19/19	JLI	SW8260C
n-Propylbenzene	ND	5.4	ug/Kg	1	03/19/19	JLI	SW8260C
o-Xylene	ND	5.4	ug/Kg	1	03/19/19	JLI	SW8260C
p-Isopropyltoluene	ND	5.4	ug/Kg	1	03/19/19	JLI	SW8260C
sec-Butylbenzene	ND	5.4	ug/Kg	1	03/19/19	JLI	SW8260C
Styrene	ND	5.4	ug/Kg	1	03/19/19	JLI	SW8260C
tert-Butylbenzene	ND	5.4	ug/Kg	1	03/19/19	JLI	SW8260C
Tetrachloroethene	ND	5.4	ug/Kg	1	03/19/19	JLI	SW8260C
Tetrahydrofuran (THF)	ND	11	ug/Kg	1	03/19/19	JLI	SW8260C
Toluene	ND	5.4	ug/Kg	1	03/19/19	JLI	SW8260C
Total Xylenes	ND	5.4	ug/Kg	1	03/19/19	JLI	SW8260C
trans-1,2-Dichloroethene	ND	5.4	ug/Kg	1	03/19/19	JLI	SW8260C
trans-1,3-Dichloropropene	ND	5.4	ug/Kg	1	03/19/19	JLI	SW8260C
trans-1,4-dichloro-2-butene	ND	11	ug/Kg	1	03/19/19	JLI	SW8260C
Trichloroethene	ND	5.4	ug/Kg	1	03/19/19	JLI	SW8260C
Trichlorofluoromethane	ND	5.4	ug/Kg	1	03/19/19	JLI	SW8260C
Trichlorotrifluoroethane	ND	5.4	ug/Kg	1	03/19/19	JLI	SW8260C
Vinyl chloride	ND	5.4	ug/Kg	1	03/19/19	JLI	SW8260C
<u>QA/QC Surrogates</u>							
% 1,2-dichlorobenzene-d4	102		%	1	03/19/19	JLI	70 - 130 %
% Bromofluorobenzene	93		%	1	03/19/19	JLI	70 - 130 %
% Dibromofluoromethane	76		%	1	03/19/19	JLI	70 - 130 %
% Toluene-d8	100		%	1	03/19/19	JLI	70 - 130 %
<u>Semivolatiles</u>							
1,2,4,5-Tetrachlorobenzene	ND	250	ug/Kg	1	03/19/19	WB	SW8270D
1,2,4-Trichlorobenzene	ND	250	ug/Kg	1	03/19/19	WB	SW8270D
1,2-Dichlorobenzene	ND	250	ug/Kg	1	03/19/19	WB	SW8270D
1,2-Diphenylhydrazine	ND	350	ug/Kg	1	03/19/19	WB	SW8270D
1,3-Dichlorobenzene	ND	250	ug/Kg	1	03/19/19	WB	SW8270D
1,4-Dichlorobenzene	ND	250	ug/Kg	1	03/19/19	WB	SW8270D
2,4,5-Trichlorophenol	ND	250	ug/Kg	1	03/19/19	WB	SW8270D
2,4,6-Trichlorophenol	ND	250	ug/Kg	1	03/19/19	WB	SW8270D
2,4-Dichlorophenol	ND	250	ug/Kg	1	03/19/19	WB	SW8270D
2,4-Dimethylphenol	ND	250	ug/Kg	1	03/19/19	WB	SW8270D
2,4-Dinitrophenol	ND	350	ug/Kg	1	03/19/19	WB	SW8270D
2,4-Dinitrotoluene	ND	250	ug/Kg	1	03/19/19	WB	SW8270D
2,6-Dinitrotoluene	ND	250	ug/Kg	1	03/19/19	WB	SW8270D
2-Chloronaphthalene	ND	250	ug/Kg	1	03/19/19	WB	SW8270D
2-Chlorophenol	ND	250	ug/Kg	1	03/19/19	WB	SW8270D
2-Methylnaphthalene	ND	250	ug/Kg	1	03/19/19	WB	SW8270D
2-Methylphenol (o-cresol)	ND	250	ug/Kg	1	03/19/19	WB	SW8270D
2-Nitroaniline	ND	350	ug/Kg	1	03/19/19	WB	SW8270D
2-Nitrophenol	ND	250	ug/Kg	1	03/19/19	WB	SW8270D
3&4-Methylphenol (m&p-cresol)	ND	350	ug/Kg	1	03/19/19	WB	SW8270D
3,3'-Dichlorobenzidine	ND	250	ug/Kg	1	03/19/19	WB	SW8270D
3-Nitroaniline	ND	350	ug/Kg	1	03/19/19	WB	SW8270D
4,6-Dinitro-2-methylphenol	ND	350	ug/Kg	1	03/19/19	WB	SW8270D

Parameter	Result	RL/ PQL	Units	Dilution	Date/Time	By	Reference
4-Bromophenyl phenyl ether	ND	350	ug/Kg	1	03/19/19	WB	SW8270D
4-Chloro-3-methylphenol	ND	250	ug/Kg	1	03/19/19	WB	SW8270D
4-Chloroaniline	ND	250	ug/Kg	1	03/19/19	WB	SW8270D
4-Chlorophenyl phenyl ether	ND	250	ug/Kg	1	03/19/19	WB	SW8270D
4-Nitroaniline	ND	570	ug/Kg	1	03/19/19	WB	SW8270D
4-Nitrophenol	ND	250	ug/Kg	1	03/19/19	WB	SW8270D
Acenaphthene	ND	250	ug/Kg	1	03/19/19	WB	SW8270D
Acenaphthylene	ND	250	ug/Kg	1	03/19/19	WB	SW8270D
Acetophenone	ND	250	ug/Kg	1	03/19/19	WB	SW8270D
Aniline	ND	350	ug/Kg	1	03/19/19	WB	SW8270D
Anthracene	ND	250	ug/Kg	1	03/19/19	WB	SW8270D
Benz(a)anthracene	420	250	ug/Kg	1	03/19/19	WB	SW8270D
Benzidine	ND	250	ug/Kg	1	03/19/19	WB	SW8270D
Benzo(a)pyrene	360	250	ug/Kg	1	03/19/19	WB	SW8270D
Benzo(b)fluoranthene	290	250	ug/Kg	1	03/19/19	WB	SW8270D
Benzo(ghi)perylene	ND	250	ug/Kg	1	03/19/19	WB	SW8270D
Benzo(k)fluoranthene	280	250	ug/Kg	1	03/19/19	WB	SW8270D
Benzoic acid	ND	710	ug/Kg	1	03/19/19	WB	SW8270D
Benzyl butyl phthalate	ND	250	ug/Kg	1	03/19/19	WB	SW8270D
Bis(2-chloroethoxy)methane	ND	250	ug/Kg	1	03/19/19	WB	SW8270D
Bis(2-chloroethyl)ether	ND	350	ug/Kg	1	03/19/19	WB	SW8270D
Bis(2-chloroisopropyl)ether	ND	250	ug/Kg	1	03/19/19	WB	SW8270D
Bis(2-ethylhexyl)phthalate	ND	250	ug/Kg	1	03/19/19	WB	SW8270D
Carbazole	ND	350	ug/Kg	1	03/19/19	WB	SW8270D
Chrysene	450	250	ug/Kg	1	03/19/19	WB	SW8270D
Dibenz(a,h)anthracene	ND	250	ug/Kg	1	03/19/19	WB	SW8270D
Dibenzofuran	ND	250	ug/Kg	1	03/19/19	WB	SW8270D
Diethyl phthalate	ND	250	ug/Kg	1	03/19/19	WB	SW8270D
Dimethylphthalate	ND	250	ug/Kg	1	03/19/19	WB	SW8270D
Di-n-butylphthalate	ND	350	ug/Kg	1	03/19/19	WB	SW8270D
Di-n-octylphthalate	ND	250	ug/Kg	1	03/19/19	WB	SW8270D
Fluoranthene	900	250	ug/Kg	1	03/19/19	WB	SW8270D
Fluorene	ND	250	ug/Kg	1	03/19/19	WB	SW8270D
Hexachlorobenzene	ND	250	ug/Kg	1	03/19/19	WB	SW8270D
Hexachlorobutadiene	ND	250	ug/Kg	1	03/19/19	WB	SW8270D
Hexachlorocyclopentadiene	ND	250	ug/Kg	1	03/19/19	WB	SW8270D
Hexachloroethane	ND	250	ug/Kg	1	03/19/19	WB	SW8270D
Indeno(1,2,3-cd)pyrene	ND	250	ug/Kg	1	03/19/19	WB	SW8270D
Isophorone	ND	250	ug/Kg	1	03/19/19	WB	SW8270D
Naphthalene	ND	250	ug/Kg	1	03/19/19	WB	SW8270D
Nitrobenzene	ND	250	ug/Kg	1	03/19/19	WB	SW8270D
N-Nitrosodimethylamine	ND	350	ug/Kg	1	03/19/19	WB	SW8270D
N-Nitrosodi-n-propylamine	ND	250	ug/Kg	1	03/19/19	WB	SW8270D
N-Nitrosodiphenylamine	ND	350	ug/Kg	1	03/19/19	WB	SW8270D
Pentachloronitrobenzene	ND	350	ug/Kg	1	03/19/19	WB	SW8270D
Pentachlorophenol	ND	350	ug/Kg	1	03/19/19	WB	SW8270D
Phenanthrene	1200	250	ug/Kg	1	03/19/19	WB	SW8270D
Phenol	ND	250	ug/Kg	1	03/19/19	WB	SW8270D
Pyrene	870	250	ug/Kg	1	03/19/19	WB	SW8270D

Parameter	Result	RL/ PQL	Units	Dilution	Date/Time	By	Reference
Pyridine	ND	350	ug/Kg	1	03/19/19	WB	SW8270D
<u>QA/QC Surrogates</u>							
% 2,4,6-Tribromophenol	71		%	1	03/19/19	WB	30 - 130 %
% 2-Fluorobiphenyl	75		%	1	03/19/19	WB	30 - 130 %
% 2-Fluorophenol	34		%	1	03/19/19	WB	30 - 130 %
% Nitrobenzene-d5	76		%	1	03/19/19	WB	30 - 130 %
% Phenol-d5	72		%	1	03/19/19	WB	30 - 130 %
% Terphenyl-d14	64		%	1	03/19/19	WB	30 - 130 %
Field Extraction	Completed				03/18/19		SW5035A

1

1 = This parameter is not certified by the primary accrediting authority (NY NELAC) for this matrix. NY NELAC does not offer certification for all parameters at this time.

RL/PQL=Reporting/Practical Quantitation Level (Equivalent to NELAC LOQ, Limit of Quantitation) ND=Not Detected at RL/PQL
 BRL=Below Reporting Level L=Biased Low

QA/QC Surrogates: Surrogates are compounds (preceded with a %) added by the lab to determine analysis efficiency. Surrogate results(%) listed in the report are not "detected" compounds.


Comments:

Per 1.4.6 of EPA method 8270D, 1,2-Diphenylhydrazine is unstable and readily converts to Azobenzene. Azobenzene is used for the calibration of 1,2-Diphenylhydrazine.

Please be advised that the NY 375 soil criteria for chromium are based on hexavalent chromium and trivalent chromium.

All soils, solids and sludges are reported on a dry weight basis unless otherwise noted in the sample comments.

If you are the client above and have any questions concerning this testing, please do not hesitate to contact Phoenix Client Services at ext.200. The contents of this report cannot be discussed with anyone other than the client listed above without their written consent.



Phyllis Shiller, Laboratory Director

March 27, 2019

Reviewed and Released by: Bobbi Aloisa, Vice President



Environmental Laboratories, Inc.
 587 East Middle Turnpike, P.O.Box 370, Manchester, CT 06045
 Tel. (860) 645-1102 Fax (860) 645-0823



Analysis Report

March 27, 2019

FOR: Attn: Moshe Monheit
 Rock Brokerage
 170 Lee Avenue
 Brooklyn NY 11211

Sample Information

Matrix: SOIL
 Location Code: ROCKBROKE
 Rush Request: Standard
 P.O.#:

Custody Information

Collected by:
 Received by: CP
 Analyzed by: see "By" below

Date

03/18/19
 03/18/19

Time

9:55
 17:46

Laboratory Data

SDG ID: GCC69590
 Phoenix ID: CC69599

Project ID: 297 WALLABOUT
 Client ID: SB-2 (10-12)

Parameter	Result	RL/ PQL	Units	Dilution	Date/Time	By	Reference
Silver	< 0.39	0.39	mg/Kg	1	03/19/19	CPP	SW6010D
Aluminum	4510	59	mg/Kg	10	03/19/19	CPP	SW6010D
Arsenic	1.01	0.78	mg/Kg	1	03/19/19	CPP	SW6010D
Barium	21.1	0.39	mg/Kg	1	03/19/19	CPP	SW6010D
Beryllium	< 0.31	0.31	mg/Kg	1	03/19/19	CPP	SW6010D
Calcium	1780	5.9	mg/Kg	1	03/19/19	EK	SW6010D
Cadmium	< 0.39	0.39	mg/Kg	1	03/19/19	CPP	SW6010D
Cobalt	3.37	0.39	mg/Kg	1	03/19/19	CPP	SW6010D
Chromium	19.2	0.39	mg/Kg	1	03/19/19	CPP	SW6010D
Copper	8.6	0.8	mg/kg	1	03/19/19	CPP	SW6010D
Iron	6900	5.9	mg/Kg	1	03/19/19	CPP	SW6010D
Mercury	< 0.03	0.03	mg/Kg	1	03/20/19	RS	SW7471B
Potassium	481	5.9	mg/Kg	1	03/19/19	EK	SW6010D
Magnesium	1150	5.9	mg/Kg	1	03/19/19	CPP	SW6010D
Manganese	80.0	0.39	mg/Kg	1	03/19/19	CPP	SW6010D
Sodium	101	5.9	mg/Kg	1	03/19/19	CPP	SW6010D
Nickel	14.7	0.39	mg/Kg	1	03/19/19	CPP	SW6010D
Lead	33.2	0.39	mg/Kg	1	03/19/19	CPP	SW6010D
Antimony	< 3.9	3.9	mg/Kg	1	03/19/19	CPP	SW6010D
Selenium	< 1.6	1.6	mg/Kg	1	03/19/19	EK	SW6010D
Thallium	< 3.5	3.5	mg/Kg	1	03/19/19	CPP	SW6010D
Vanadium	13.2	0.39	mg/Kg	1	03/19/19	CPP	SW6010D
Zinc	23.4	0.8	mg/Kg	1	03/19/19	CPP	SW6010D
Percent Solid	85		%		03/18/19	ML	SW846-%Solid
Soil Extraction for PCB	Completed				03/19/19	MM/V	SW3545A
Soil Extraction for Pesticides	Completed				03/19/19	MM/V	SW3545A
Soil Extraction for SVOA	Completed				03/18/19	JJ/LV	SW3545A
Mercury Digestion	Completed				03/20/19	W/II	SW7471B

Parameter	Result	RL/ PQL	Units	Dilution	Date/Time	By	Reference
Total Metals Digest	Completed				03/18/19	B/AG/BF	SW3050B
<u>Polychlorinated Biphenyls</u>							
PCB-1016	ND	76	ug/Kg	2	03/20/19	SC	SW8082A
PCB-1221	ND	76	ug/Kg	2	03/20/19	SC	SW8082A
PCB-1232	ND	76	ug/Kg	2	03/20/19	SC	SW8082A
PCB-1242	ND	76	ug/Kg	2	03/20/19	SC	SW8082A
PCB-1248	ND	76	ug/Kg	2	03/20/19	SC	SW8082A
PCB-1254	ND	76	ug/Kg	2	03/20/19	SC	SW8082A
PCB-1260	ND	76	ug/Kg	2	03/20/19	SC	SW8082A
PCB-1262	ND	76	ug/Kg	2	03/20/19	SC	SW8082A
PCB-1268	ND	76	ug/Kg	2	03/20/19	SC	SW8082A
<u>QA/QC Surrogates</u>							
% DCBP	78		%	2	03/20/19	SC	30 - 150 %
% DCBP (Confirmation)	68		%	2	03/20/19	SC	30 - 150 %
% TCMX	75		%	2	03/20/19	SC	30 - 150 %
% TCMX (Confirmation)	71		%	2	03/20/19	SC	30 - 150 %
<u>Pesticides - Soil</u>							
4,4' -DDD	ND	2.3	ug/Kg	2	03/21/19	CW	SW8081B
4,4' -DDE	ND	2.3	ug/Kg	2	03/21/19	CW	SW8081B
4,4' -DDT	ND	2.3	ug/Kg	2	03/21/19	CW	SW8081B
a-BHC	ND	7.6	ug/Kg	2	03/21/19	CW	SW8081B
a-Chlordane	ND	3.8	ug/Kg	2	03/21/19	CW	SW8081B
Aldrin	ND	3.8	ug/Kg	2	03/21/19	CW	SW8081B
b-BHC	ND	7.6	ug/Kg	2	03/21/19	CW	SW8081B
Chlordane	ND	38	ug/Kg	2	03/21/19	CW	SW8081B
d-BHC	ND	7.6	ug/Kg	2	03/21/19	CW	SW8081B
Dieldrin	ND	3.8	ug/Kg	2	03/21/19	CW	SW8081B
Endosulfan I	ND	7.6	ug/Kg	2	03/21/19	CW	SW8081B
Endosulfan II	ND	7.6	ug/Kg	2	03/21/19	CW	SW8081B
Endosulfan sulfate	ND	7.6	ug/Kg	2	03/21/19	CW	SW8081B
Endrin	ND	7.6	ug/Kg	2	03/21/19	CW	SW8081B
Endrin aldehyde	ND	7.6	ug/Kg	2	03/21/19	CW	SW8081B
Endrin ketone	ND	7.6	ug/Kg	2	03/21/19	CW	SW8081B
g-BHC	ND	1.5	ug/Kg	2	03/21/19	CW	SW8081B
g-Chlordane	ND	3.8	ug/Kg	2	03/21/19	CW	SW8081B
Heptachlor	ND	7.6	ug/Kg	2	03/21/19	CW	SW8081B
Heptachlor epoxide	ND	7.6	ug/Kg	2	03/21/19	CW	SW8081B
Methoxychlor	ND	38	ug/Kg	2	03/21/19	CW	SW8081B
Toxaphene	ND	150	ug/Kg	2	03/21/19	CW	SW8081B
<u>QA/QC Surrogates</u>							
% DCBP	65		%	2	03/21/19	CW	30 - 150 %
% DCBP (Confirmation)	57		%	2	03/21/19	CW	30 - 150 %
% TCMX	65		%	2	03/21/19	CW	30 - 150 %
% TCMX (Confirmation)	68		%	2	03/21/19	CW	30 - 150 %
<u>Volatiles</u>							
1,1,1,2-Tetrachloroethane	ND	6.2	ug/Kg	1	03/19/19	JLI	SW8260C
1,1,1-Trichloroethane	ND	6.2	ug/Kg	1	03/19/19	JLI	SW8260C

Parameter	Result	RL/ PQL	Units	Dilution	Date/Time	By	Reference
1,1,2,2-Tetrachloroethane	ND	6.2	ug/Kg	1	03/19/19	JLI	SW8260C
1,1,2-Trichloroethane	ND	6.2	ug/Kg	1	03/19/19	JLI	SW8260C
1,1-Dichloroethane	ND	6.2	ug/Kg	1	03/19/19	JLI	SW8260C
1,1-Dichloroethene	ND	6.2	ug/Kg	1	03/19/19	JLI	SW8260C
1,1-Dichloropropene	ND	6.2	ug/Kg	1	03/19/19	JLI	SW8260C
1,2,3-Trichlorobenzene	ND	6.2	ug/Kg	1	03/19/19	JLI	SW8260C
1,2,3-Trichloropropane	ND	6.2	ug/Kg	1	03/19/19	JLI	SW8260C
1,2,4-Trichlorobenzene	ND	6.2	ug/Kg	1	03/19/19	JLI	SW8260C
1,2,4-Trimethylbenzene	ND	6.2	ug/Kg	1	03/19/19	JLI	SW8260C
1,2-Dibromo-3-chloropropane	ND	6.2	ug/Kg	1	03/19/19	JLI	SW8260C
1,2-Dibromoethane	ND	6.2	ug/Kg	1	03/19/19	JLI	SW8260C
1,2-Dichlorobenzene	ND	6.2	ug/Kg	1	03/19/19	JLI	SW8260C
1,2-Dichloroethane	ND	6.2	ug/Kg	1	03/19/19	JLI	SW8260C
1,2-Dichloropropane	ND	6.2	ug/Kg	1	03/19/19	JLI	SW8260C
1,3,5-Trimethylbenzene	ND	6.2	ug/Kg	1	03/19/19	JLI	SW8260C
1,3-Dichlorobenzene	ND	6.2	ug/Kg	1	03/19/19	JLI	SW8260C
1,3-Dichloropropane	ND	6.2	ug/Kg	1	03/19/19	JLI	SW8260C
1,4-Dichlorobenzene	ND	6.2	ug/Kg	1	03/19/19	JLI	SW8260C
2,2-Dichloropropane	ND	6.2	ug/Kg	1	03/19/19	JLI	SW8260C
2-Chlorotoluene	ND	6.2	ug/Kg	1	03/19/19	JLI	SW8260C
2-Hexanone	ND	31	ug/Kg	1	03/19/19	JLI	SW8260C
2-Isopropyltoluene	ND	6.2	ug/Kg	1	03/19/19	JLI	SW8260C
4-Chlorotoluene	ND	6.2	ug/Kg	1	03/19/19	JLI	SW8260C
4-Methyl-2-pentanone	ND	31	ug/Kg	1	03/19/19	JLI	SW8260C
Acetone	ND	31	ug/Kg	1	03/19/19	JLI	SW8260C
Acrylonitrile	ND	12	ug/Kg	1	03/19/19	JLI	SW8260C
Benzene	ND	6.2	ug/Kg	1	03/19/19	JLI	SW8260C
Bromobenzene	ND	6.2	ug/Kg	1	03/19/19	JLI	SW8260C
Bromochloromethane	ND	6.2	ug/Kg	1	03/19/19	JLI	SW8260C
Bromodichloromethane	ND	6.2	ug/Kg	1	03/19/19	JLI	SW8260C
Bromoform	ND	6.2	ug/Kg	1	03/19/19	JLI	SW8260C
Bromomethane	ND	6.2	ug/Kg	1	03/19/19	JLI	SW8260C
Carbon Disulfide	ND	6.2	ug/Kg	1	03/19/19	JLI	SW8260C
Carbon tetrachloride	ND	6.2	ug/Kg	1	03/19/19	JLI	SW8260C
Chlorobenzene	ND	6.2	ug/Kg	1	03/19/19	JLI	SW8260C
Chloroethane	ND	6.2	ug/Kg	1	03/19/19	JLI	SW8260C
Chloroform	ND	6.2	ug/Kg	1	03/19/19	JLI	SW8260C
Chloromethane	ND	6.2	ug/Kg	1	03/19/19	JLI	SW8260C
cis-1,2-Dichloroethene	ND	6.2	ug/Kg	1	03/19/19	JLI	SW8260C
cis-1,3-Dichloropropene	ND	6.2	ug/Kg	1	03/19/19	JLI	SW8260C
Dibromochloromethane	ND	6.2	ug/Kg	1	03/19/19	JLI	SW8260C
Dibromomethane	ND	6.2	ug/Kg	1	03/19/19	JLI	SW8260C
Dichlorodifluoromethane	ND	6.2	ug/Kg	1	03/19/19	JLI	SW8260C
Ethylbenzene	ND	6.2	ug/Kg	1	03/19/19	JLI	SW8260C
Hexachlorobutadiene	ND	6.2	ug/Kg	1	03/19/19	JLI	SW8260C
Isopropylbenzene	ND	6.2	ug/Kg	1	03/19/19	JLI	SW8260C
m&p-Xylene	ND	6.2	ug/Kg	1	03/19/19	JLI	SW8260C
Methyl Ethyl Ketone	ND	31	ug/Kg	1	03/19/19	JLI	SW8260C
Methyl t-butyl ether (MTBE)	ND	12	ug/Kg	1	03/19/19	JLI	SW8260C

1

Parameter	Result	RL/ PQL	Units	Dilution	Date/Time	By	Reference
Methylene chloride	ND	12	ug/Kg	1	03/19/19	JLI	SW8260C
Naphthalene	ND	6.2	ug/Kg	1	03/19/19	JLI	SW8260C
n-Butylbenzene	ND	6.2	ug/Kg	1	03/19/19	JLI	SW8260C
n-Propylbenzene	ND	6.2	ug/Kg	1	03/19/19	JLI	SW8260C
o-Xylene	ND	6.2	ug/Kg	1	03/19/19	JLI	SW8260C
p-Isopropyltoluene	ND	6.2	ug/Kg	1	03/19/19	JLI	SW8260C
sec-Butylbenzene	ND	6.2	ug/Kg	1	03/19/19	JLI	SW8260C
Styrene	ND	6.2	ug/Kg	1	03/19/19	JLI	SW8260C
tert-Butylbenzene	ND	6.2	ug/Kg	1	03/19/19	JLI	SW8260C
Tetrachloroethene	ND	6.2	ug/Kg	1	03/19/19	JLI	SW8260C
Tetrahydrofuran (THF)	ND	12	ug/Kg	1	03/19/19	JLI	SW8260C
Toluene	ND	6.2	ug/Kg	1	03/19/19	JLI	SW8260C
Total Xylenes	ND	6.2	ug/Kg	1	03/19/19	JLI	SW8260C
trans-1,2-Dichloroethene	ND	6.2	ug/Kg	1	03/19/19	JLI	SW8260C
trans-1,3-Dichloropropene	ND	6.2	ug/Kg	1	03/19/19	JLI	SW8260C
trans-1,4-dichloro-2-butene	ND	12	ug/Kg	1	03/19/19	JLI	SW8260C
Trichloroethene	ND	6.2	ug/Kg	1	03/19/19	JLI	SW8260C
Trichlorofluoromethane	ND	6.2	ug/Kg	1	03/19/19	JLI	SW8260C
Trichlorotrifluoroethane	ND	6.2	ug/Kg	1	03/19/19	JLI	SW8260C
Vinyl chloride	ND	6.2	ug/Kg	1	03/19/19	JLI	SW8260C
<u>QA/QC Surrogates</u>							
% 1,2-dichlorobenzene-d4	103		%	1	03/19/19	JLI	70 - 130 %
% Bromofluorobenzene	94		%	1	03/19/19	JLI	70 - 130 %
% Dibromofluoromethane	87		%	1	03/19/19	JLI	70 - 130 %
% Toluene-d8	100		%	1	03/19/19	JLI	70 - 130 %
<u>Semivolatiles</u>							
1,2,4,5-Tetrachlorobenzene	ND	270	ug/Kg	1	03/19/19	WB	SW8270D
1,2,4-Trichlorobenzene	ND	270	ug/Kg	1	03/19/19	WB	SW8270D
1,2-Dichlorobenzene	ND	270	ug/Kg	1	03/19/19	WB	SW8270D
1,2-Diphenylhydrazine	ND	380	ug/Kg	1	03/19/19	WB	SW8270D
1,3-Dichlorobenzene	ND	270	ug/Kg	1	03/19/19	WB	SW8270D
1,4-Dichlorobenzene	ND	270	ug/Kg	1	03/19/19	WB	SW8270D
2,4,5-Trichlorophenol	ND	270	ug/Kg	1	03/19/19	WB	SW8270D
2,4,6-Trichlorophenol	ND	270	ug/Kg	1	03/19/19	WB	SW8270D
2,4-Dichlorophenol	ND	270	ug/Kg	1	03/19/19	WB	SW8270D
2,4-Dimethylphenol	ND	270	ug/Kg	1	03/19/19	WB	SW8270D
2,4-Dinitrophenol	ND	380	ug/Kg	1	03/19/19	WB	SW8270D
2,4-Dinitrotoluene	ND	270	ug/Kg	1	03/19/19	WB	SW8270D
2,6-Dinitrotoluene	ND	270	ug/Kg	1	03/19/19	WB	SW8270D
2-Chloronaphthalene	ND	270	ug/Kg	1	03/19/19	WB	SW8270D
2-Chlorophenol	ND	270	ug/Kg	1	03/19/19	WB	SW8270D
2-Methylnaphthalene	ND	270	ug/Kg	1	03/19/19	WB	SW8270D
2-Methylphenol (o-cresol)	ND	270	ug/Kg	1	03/19/19	WB	SW8270D
2-Nitroaniline	ND	380	ug/Kg	1	03/19/19	WB	SW8270D
2-Nitrophenol	ND	270	ug/Kg	1	03/19/19	WB	SW8270D
3&4-Methylphenol (m&p-cresol)	ND	380	ug/Kg	1	03/19/19	WB	SW8270D
3,3'-Dichlorobenzidine	ND	270	ug/Kg	1	03/19/19	WB	SW8270D
3-Nitroaniline	ND	380	ug/Kg	1	03/19/19	WB	SW8270D
4,6-Dinitro-2-methylphenol	ND	380	ug/Kg	1	03/19/19	WB	SW8270D

Parameter	Result	RL/ PQL	Units	Dilution	Date/Time	By	Reference
4-Bromophenyl phenyl ether	ND	380	ug/Kg	1	03/19/19	WB	SW8270D
4-Chloro-3-methylphenol	ND	270	ug/Kg	1	03/19/19	WB	SW8270D
4-Chloroaniline	ND	270	ug/Kg	1	03/19/19	WB	SW8270D
4-Chlorophenyl phenyl ether	ND	270	ug/Kg	1	03/19/19	WB	SW8270D
4-Nitroaniline	ND	610	ug/Kg	1	03/19/19	WB	SW8270D
4-Nitrophenol	ND	270	ug/Kg	1	03/19/19	WB	SW8270D
Acenaphthene	ND	270	ug/Kg	1	03/19/19	WB	SW8270D
Acenaphthylene	ND	270	ug/Kg	1	03/19/19	WB	SW8270D
Acetophenone	ND	270	ug/Kg	1	03/19/19	WB	SW8270D
Aniline	ND	380	ug/Kg	1	03/19/19	WB	SW8270D
Anthracene	ND	270	ug/Kg	1	03/19/19	WB	SW8270D
Benz(a)anthracene	ND	270	ug/Kg	1	03/19/19	WB	SW8270D
Benzidine	ND	270	ug/Kg	1	03/19/19	WB	SW8270D
Benzo(a)pyrene	ND	270	ug/Kg	1	03/19/19	WB	SW8270D
Benzo(b)fluoranthene	ND	270	ug/Kg	1	03/19/19	WB	SW8270D
Benzo(ghi)perylene	ND	270	ug/Kg	1	03/19/19	WB	SW8270D
Benzo(k)fluoranthene	ND	270	ug/Kg	1	03/19/19	WB	SW8270D
Benzoic acid	ND	770	ug/Kg	1	03/19/19	WB	SW8270D
Benzyl butyl phthalate	ND	270	ug/Kg	1	03/19/19	WB	SW8270D
Bis(2-chloroethoxy)methane	ND	270	ug/Kg	1	03/19/19	WB	SW8270D
Bis(2-chloroethyl)ether	ND	380	ug/Kg	1	03/19/19	WB	SW8270D
Bis(2-chloroisopropyl)ether	ND	270	ug/Kg	1	03/19/19	WB	SW8270D
Bis(2-ethylhexyl)phthalate	ND	270	ug/Kg	1	03/19/19	WB	SW8270D
Carbazole	ND	380	ug/Kg	1	03/19/19	WB	SW8270D
Chrysene	ND	270	ug/Kg	1	03/19/19	WB	SW8270D
Dibenz(a,h)anthracene	ND	270	ug/Kg	1	03/19/19	WB	SW8270D
Dibenzofuran	ND	270	ug/Kg	1	03/19/19	WB	SW8270D
Diethyl phthalate	ND	270	ug/Kg	1	03/19/19	WB	SW8270D
Dimethylphthalate	ND	270	ug/Kg	1	03/19/19	WB	SW8270D
Di-n-butylphthalate	ND	380	ug/Kg	1	03/19/19	WB	SW8270D
Di-n-octylphthalate	ND	270	ug/Kg	1	03/19/19	WB	SW8270D
Fluoranthene	ND	270	ug/Kg	1	03/19/19	WB	SW8270D
Fluorene	ND	270	ug/Kg	1	03/19/19	WB	SW8270D
Hexachlorobenzene	ND	270	ug/Kg	1	03/19/19	WB	SW8270D
Hexachlorobutadiene	ND	270	ug/Kg	1	03/19/19	WB	SW8270D
Hexachlorocyclopentadiene	ND	270	ug/Kg	1	03/19/19	WB	SW8270D
Hexachloroethane	ND	270	ug/Kg	1	03/19/19	WB	SW8270D
Indeno(1,2,3-cd)pyrene	ND	270	ug/Kg	1	03/19/19	WB	SW8270D
Isophorone	ND	270	ug/Kg	1	03/19/19	WB	SW8270D
Naphthalene	ND	270	ug/Kg	1	03/19/19	WB	SW8270D
Nitrobenzene	ND	270	ug/Kg	1	03/19/19	WB	SW8270D
N-Nitrosodimethylamine	ND	380	ug/Kg	1	03/19/19	WB	SW8270D
N-Nitrosodi-n-propylamine	ND	270	ug/Kg	1	03/19/19	WB	SW8270D
N-Nitrosodiphenylamine	ND	380	ug/Kg	1	03/19/19	WB	SW8270D
Pentachloronitrobenzene	ND	380	ug/Kg	1	03/19/19	WB	SW8270D
Pentachlorophenol	ND	380	ug/Kg	1	03/19/19	WB	SW8270D
Phenanthrene	ND	270	ug/Kg	1	03/19/19	WB	SW8270D
Phenol	ND	270	ug/Kg	1	03/19/19	WB	SW8270D
Pyrene	ND	270	ug/Kg	1	03/19/19	WB	SW8270D

Parameter	Result	RL/ PQL	Units	Dilution	Date/Time	By	Reference
Pyridine	ND	380	ug/Kg	1	03/19/19	WB	SW8270D
QA/QC Surrogates							
% 2,4,6-Tribromophenol	34		%	1	03/19/19	WB	30 - 130 %
% 2-Fluorobiphenyl	33		%	1	03/19/19	WB	30 - 130 %
% 2-Fluorophenol	27		%	1	03/19/19	WB	30 - 130 %
% Nitrobenzene-d5	33		%	1	03/19/19	WB	30 - 130 %
% Phenol-d5	31		%	1	03/19/19	WB	30 - 130 %
% Terphenyl-d14	31		%	1	03/19/19	WB	30 - 130 %
Field Extraction	Completed				03/18/19		SW5035A

1 = This parameter is not certified by the primary accrediting authority (NY NELAC) for this matrix. NY NELAC does not offer certification for all parameters at this time.

3 = This parameter exceeds laboratory specified limits.

RL/PQL=Reporting/Practical Quantitation Level (Equivalent to NELAC LOQ, Limit of Quantitation) ND=Not Detected at RL/PQL
 BRL=Below Reporting Level L=Biased Low

QA/QC Surrogates: Surrogates are compounds (preceeded with a %) added by the lab to determine analysis efficiency. Surrogate results(%) listed in the report are not "detected" compounds.

Comments:

Per 1.4.6 of EPA method 8270D, 1,2-Diphenylhydrazine is unstable and readily converts to Azobenzene. Azobenzene is used for the calibration of 1,2-Diphenylhydrazine.


Please be advised that the NY 375 soil criteria for chromium are based on hexavalent chromium and trivalent chromium.

Semi-Volatile Comment:

Poor surrogate recovery was observed for one acid and/or one base surrogate. The other surrogates associated with this sample were within QA/QC criteria. No significant bias suspected.

All soils, solids and sludges are reported on a dry weight basis unless otherwise noted in the sample comments.

If you are the client above and have any questions concerning this testing, please do not hesitate to contact Phoenix Client Services at ext.200. The contents of this report cannot be discussed with anyone other than the client listed above without their written consent.



Phyllis Shiller, Laboratory Director

March 27, 2019

Reviewed and Released by: Bobbi Aloisa, Vice President



Environmental Laboratories, Inc.
 587 East Middle Turnpike, P.O.Box 370, Manchester, CT 06045
 Tel. (860) 645-1102 Fax (860) 645-0823



Analysis Report

March 27, 2019

FOR: Attn: Moshe Monheit
 Rock Brokerage
 170 Lee Avenue
 Brooklyn NY 11211

Sample Information

Matrix: SOIL
 Location Code: ROCKBROKE
 Rush Request: Standard
 P.O.#:

Custody Information

Collected by:
 Received by: CP
 Analyzed by: see "By" below

Date

03/18/19
 03/18/19

Time

9:55
 17:46

Laboratory Data

SDG ID: GCC69590
 Phoenix ID: CC69600

Project ID: 297 WALLABOUT
 Client ID: DUP (190318)

Parameter	Result	RL/ PQL	Units	Dilution	Date/Time	By	Reference
Silver	< 0.37	0.37	mg/Kg	1	03/19/19	CPP	SW6010D
Aluminum	6740	55	mg/Kg	10	03/19/19	CPP	SW6010D
Arsenic	1.36	0.73	mg/Kg	1	03/19/19	CPP	SW6010D
Barium	19.8	0.37	mg/Kg	1	03/19/19	CPP	SW6010D
Beryllium	0.40	0.29	mg/Kg	1	03/19/19	CPP	SW6010D
Calcium	1310	5.5	mg/Kg	1	03/19/19	EK	SW6010D
Cadmium	< 0.37	0.37	mg/Kg	1	03/19/19	CPP	SW6010D
Cobalt	4.52	0.37	mg/Kg	1	03/19/19	CPP	SW6010D
Chromium	31.0	0.37	mg/Kg	1	03/19/19	CPP	SW6010D
Copper	9.5	0.7	mg/kg	1	03/19/19	CPP	SW6010D
Iron	8970	5.5	mg/Kg	1	03/19/19	CPP	SW6010D
Mercury	< 0.03	0.03	mg/Kg	1	03/20/19	RS	SW7471B
Potassium	651	5.5	mg/Kg	1	03/19/19	EK	SW6010D
Magnesium	1300	5.5	mg/Kg	1	03/19/19	CPP	SW6010D
Manganese	141	0.37	mg/Kg	1	03/19/19	CPP	SW6010D
Sodium	79.3	5.5	mg/Kg	1	03/19/19	CPP	SW6010D
Nickel	29.5	0.37	mg/Kg	1	03/19/19	CPP	SW6010D
Lead	6.72	0.37	mg/Kg	1	03/19/19	CPP	SW6010D
Antimony	< 3.7	3.7	mg/Kg	1	03/19/19	CPP	SW6010D
Selenium	< 1.5	1.5	mg/Kg	1	03/19/19	EK	SW6010D
Thallium	< 3.3	3.3	mg/Kg	1	03/19/19	CPP	SW6010D
Vanadium	20.0	0.37	mg/Kg	1	03/19/19	CPP	SW6010D
Zinc	21.4	0.7	mg/Kg	1	03/19/19	CPP	SW6010D
Percent Solid	84		%		03/18/19	ML	SW846-%Solid
Soil Extraction for PCB	Completed				03/19/19	MM/V	SW3545A
Soil Extraction for Pesticides	Completed				03/19/19	MM/V	SW3545A
Soil Extraction for SVOA	Completed				03/18/19	JJ/LV	SW3545A
Mercury Digestion	Completed				03/20/19	W/II	SW7471B

Parameter	Result	RL/ PQL	Units	Dilution	Date/Time	By	Reference
Total Metals Digest	Completed				03/18/19	B/AG/BF	SW3050B
<u>Polychlorinated Biphenyls</u>							
PCB-1016	ND	78	ug/Kg	2	03/20/19	SC	SW8082A
PCB-1221	ND	78	ug/Kg	2	03/20/19	SC	SW8082A
PCB-1232	ND	78	ug/Kg	2	03/20/19	SC	SW8082A
PCB-1242	ND	78	ug/Kg	2	03/20/19	SC	SW8082A
PCB-1248	ND	78	ug/Kg	2	03/20/19	SC	SW8082A
PCB-1254	ND	78	ug/Kg	2	03/20/19	SC	SW8082A
PCB-1260	ND	78	ug/Kg	2	03/20/19	SC	SW8082A
PCB-1262	ND	78	ug/Kg	2	03/20/19	SC	SW8082A
PCB-1268	ND	78	ug/Kg	2	03/20/19	SC	SW8082A
<u>QA/QC Surrogates</u>							
% DCBP	67		%	2	03/20/19	SC	30 - 150 %
% DCBP (Confirmation)	66		%	2	03/20/19	SC	30 - 150 %
% TCMX	80		%	2	03/20/19	SC	30 - 150 %
% TCMX (Confirmation)	71		%	2	03/20/19	SC	30 - 150 %
<u>Pesticides - Soil</u>							
4,4' -DDD	ND	2.3	ug/Kg	2	03/21/19	CW	SW8081B
4,4' -DDE	ND	2.3	ug/Kg	2	03/21/19	CW	SW8081B
4,4' -DDT	ND	2.3	ug/Kg	2	03/21/19	CW	SW8081B
a-BHC	ND	7.8	ug/Kg	2	03/21/19	CW	SW8081B
a-Chlordane	ND	3.9	ug/Kg	2	03/21/19	CW	SW8081B
Aldrin	ND	3.9	ug/Kg	2	03/21/19	CW	SW8081B
b-BHC	ND	7.8	ug/Kg	2	03/21/19	CW	SW8081B
Chlordane	ND	39	ug/Kg	2	03/21/19	CW	SW8081B
d-BHC	ND	7.8	ug/Kg	2	03/21/19	CW	SW8081B
Dieldrin	ND	3.9	ug/Kg	2	03/21/19	CW	SW8081B
Endosulfan I	ND	7.8	ug/Kg	2	03/21/19	CW	SW8081B
Endosulfan II	ND	7.8	ug/Kg	2	03/21/19	CW	SW8081B
Endosulfan sulfate	ND	7.8	ug/Kg	2	03/21/19	CW	SW8081B
Endrin	ND	7.8	ug/Kg	2	03/21/19	CW	SW8081B
Endrin aldehyde	ND	7.8	ug/Kg	2	03/21/19	CW	SW8081B
Endrin ketone	ND	7.8	ug/Kg	2	03/21/19	CW	SW8081B
g-BHC	ND	1.6	ug/Kg	2	03/21/19	CW	SW8081B
g-Chlordane	ND	3.9	ug/Kg	2	03/21/19	CW	SW8081B
Heptachlor	ND	7.8	ug/Kg	2	03/21/19	CW	SW8081B
Heptachlor epoxide	ND	7.8	ug/Kg	2	03/21/19	CW	SW8081B
Methoxychlor	ND	39	ug/Kg	2	03/21/19	CW	SW8081B
Toxaphene	ND	160	ug/Kg	2	03/21/19	CW	SW8081B
<u>QA/QC Surrogates</u>							
% DCBP	69		%	2	03/21/19	CW	30 - 150 %
% DCBP (Confirmation)	62		%	2	03/21/19	CW	30 - 150 %
% TCMX	69		%	2	03/21/19	CW	30 - 150 %
% TCMX (Confirmation)	71		%	2	03/21/19	CW	30 - 150 %
<u>Volatiles</u>							
1,1,1,2-Tetrachloroethane	ND	5.9	ug/Kg	1	03/19/19	JLI	SW8260C
1,1,1-Trichloroethane	ND	5.9	ug/Kg	1	03/19/19	JLI	SW8260C

Parameter	Result	RL/ PQL	Units	Dilution	Date/Time	By	Reference
1,1,2,2-Tetrachloroethane	ND	5.9	ug/Kg	1	03/19/19	JLI	SW8260C
1,1,2-Trichloroethane	ND	5.9	ug/Kg	1	03/19/19	JLI	SW8260C
1,1-Dichloroethane	ND	5.9	ug/Kg	1	03/19/19	JLI	SW8260C
1,1-Dichloroethene	ND	5.9	ug/Kg	1	03/19/19	JLI	SW8260C
1,1-Dichloropropene	ND	5.9	ug/Kg	1	03/19/19	JLI	SW8260C
1,2,3-Trichlorobenzene	ND	5.9	ug/Kg	1	03/19/19	JLI	SW8260C
1,2,3-Trichloropropane	ND	5.9	ug/Kg	1	03/19/19	JLI	SW8260C
1,2,4-Trichlorobenzene	ND	5.9	ug/Kg	1	03/19/19	JLI	SW8260C
1,2,4-Trimethylbenzene	ND	5.9	ug/Kg	1	03/19/19	JLI	SW8260C
1,2-Dibromo-3-chloropropane	ND	5.9	ug/Kg	1	03/19/19	JLI	SW8260C
1,2-Dibromoethane	ND	5.9	ug/Kg	1	03/19/19	JLI	SW8260C
1,2-Dichlorobenzene	ND	5.9	ug/Kg	1	03/19/19	JLI	SW8260C
1,2-Dichloroethane	ND	5.9	ug/Kg	1	03/19/19	JLI	SW8260C
1,2-Dichloropropane	ND	5.9	ug/Kg	1	03/19/19	JLI	SW8260C
1,3,5-Trimethylbenzene	ND	5.9	ug/Kg	1	03/19/19	JLI	SW8260C
1,3-Dichlorobenzene	ND	5.9	ug/Kg	1	03/19/19	JLI	SW8260C
1,3-Dichloropropane	ND	5.9	ug/Kg	1	03/19/19	JLI	SW8260C
1,4-Dichlorobenzene	ND	5.9	ug/Kg	1	03/19/19	JLI	SW8260C
2,2-Dichloropropane	ND	5.9	ug/Kg	1	03/19/19	JLI	SW8260C
2-Chlorotoluene	ND	5.9	ug/Kg	1	03/19/19	JLI	SW8260C
2-Hexanone	ND	29	ug/Kg	1	03/19/19	JLI	SW8260C
2-Isopropyltoluene	ND	5.9	ug/Kg	1	03/19/19	JLI	SW8260C
4-Chlorotoluene	ND	5.9	ug/Kg	1	03/19/19	JLI	SW8260C
4-Methyl-2-pentanone	ND	29	ug/Kg	1	03/19/19	JLI	SW8260C
Acetone	ND	29	ug/Kg	1	03/19/19	JLI	SW8260C
Acrylonitrile	ND	12	ug/Kg	1	03/19/19	JLI	SW8260C
Benzene	ND	5.9	ug/Kg	1	03/19/19	JLI	SW8260C
Bromobenzene	ND	5.9	ug/Kg	1	03/19/19	JLI	SW8260C
Bromochloromethane	ND	5.9	ug/Kg	1	03/19/19	JLI	SW8260C
Bromodichloromethane	ND	5.9	ug/Kg	1	03/19/19	JLI	SW8260C
Bromoform	ND	5.9	ug/Kg	1	03/19/19	JLI	SW8260C
Bromomethane	ND	5.9	ug/Kg	1	03/19/19	JLI	SW8260C
Carbon Disulfide	ND	5.9	ug/Kg	1	03/19/19	JLI	SW8260C
Carbon tetrachloride	ND	5.9	ug/Kg	1	03/19/19	JLI	SW8260C
Chlorobenzene	ND	5.9	ug/Kg	1	03/19/19	JLI	SW8260C
Chloroethane	ND	5.9	ug/Kg	1	03/19/19	JLI	SW8260C
Chloroform	ND	5.9	ug/Kg	1	03/19/19	JLI	SW8260C
Chloromethane	ND	5.9	ug/Kg	1	03/19/19	JLI	SW8260C
cis-1,2-Dichloroethene	ND	5.9	ug/Kg	1	03/19/19	JLI	SW8260C
cis-1,3-Dichloropropene	ND	5.9	ug/Kg	1	03/19/19	JLI	SW8260C
Dibromochloromethane	ND	5.9	ug/Kg	1	03/19/19	JLI	SW8260C
Dibromomethane	ND	5.9	ug/Kg	1	03/19/19	JLI	SW8260C
Dichlorodifluoromethane	ND	5.9	ug/Kg	1	03/19/19	JLI	SW8260C
Ethylbenzene	ND	5.9	ug/Kg	1	03/19/19	JLI	SW8260C
Hexachlorobutadiene	ND	5.9	ug/Kg	1	03/19/19	JLI	SW8260C
Isopropylbenzene	ND	5.9	ug/Kg	1	03/19/19	JLI	SW8260C
m&p-Xylene	ND	5.9	ug/Kg	1	03/19/19	JLI	SW8260C
Methyl Ethyl Ketone	ND	29	ug/Kg	1	03/19/19	JLI	SW8260C
Methyl t-butyl ether (MTBE)	ND	12	ug/Kg	1	03/19/19	JLI	SW8260C

1

Parameter	Result	RL/ PQL	Units	Dilution	Date/Time	By	Reference
Methylene chloride	ND	12	ug/Kg	1	03/19/19	JLI	SW8260C
Naphthalene	ND	5.9	ug/Kg	1	03/19/19	JLI	SW8260C
n-Butylbenzene	ND	5.9	ug/Kg	1	03/19/19	JLI	SW8260C
n-Propylbenzene	ND	5.9	ug/Kg	1	03/19/19	JLI	SW8260C
o-Xylene	ND	5.9	ug/Kg	1	03/19/19	JLI	SW8260C
p-Isopropyltoluene	ND	5.9	ug/Kg	1	03/19/19	JLI	SW8260C
sec-Butylbenzene	ND	5.9	ug/Kg	1	03/19/19	JLI	SW8260C
Styrene	ND	5.9	ug/Kg	1	03/19/19	JLI	SW8260C
tert-Butylbenzene	ND	5.9	ug/Kg	1	03/19/19	JLI	SW8260C
Tetrachloroethene	ND	5.9	ug/Kg	1	03/19/19	JLI	SW8260C
Tetrahydrofuran (THF)	ND	12	ug/Kg	1	03/19/19	JLI	SW8260C
Toluene	ND	5.9	ug/Kg	1	03/19/19	JLI	SW8260C
Total Xylenes	ND	5.9	ug/Kg	1	03/19/19	JLI	SW8260C
trans-1,2-Dichloroethene	ND	5.9	ug/Kg	1	03/19/19	JLI	SW8260C
trans-1,3-Dichloropropene	ND	5.9	ug/Kg	1	03/19/19	JLI	SW8260C
trans-1,4-dichloro-2-butene	ND	12	ug/Kg	1	03/19/19	JLI	SW8260C
Trichloroethene	ND	5.9	ug/Kg	1	03/19/19	JLI	SW8260C
Trichlorofluoromethane	ND	5.9	ug/Kg	1	03/19/19	JLI	SW8260C
Trichlorotrifluoroethane	ND	5.9	ug/Kg	1	03/19/19	JLI	SW8260C
Vinyl chloride	ND	5.9	ug/Kg	1	03/19/19	JLI	SW8260C
<u>QA/QC Surrogates</u>							
% 1,2-dichlorobenzene-d4	102		%	1	03/19/19	JLI	70 - 130 %
% Bromofluorobenzene	89		%	1	03/19/19	JLI	70 - 130 %
% Dibromofluoromethane	106		%	1	03/19/19	JLI	70 - 130 %
% Toluene-d8	96		%	1	03/19/19	JLI	70 - 130 %
<u>Semivolatiles</u>							
1,2,4,5-Tetrachlorobenzene	ND	280	ug/Kg	1	03/19/19	WB	SW8270D
1,2,4-Trichlorobenzene	ND	280	ug/Kg	1	03/19/19	WB	SW8270D
1,2-Dichlorobenzene	ND	280	ug/Kg	1	03/19/19	WB	SW8270D
1,2-Diphenylhydrazine	ND	390	ug/Kg	1	03/19/19	WB	SW8270D
1,3-Dichlorobenzene	ND	280	ug/Kg	1	03/19/19	WB	SW8270D
1,4-Dichlorobenzene	ND	280	ug/Kg	1	03/19/19	WB	SW8270D
2,4,5-Trichlorophenol	ND	280	ug/Kg	1	03/19/19	WB	SW8270D
2,4,6-Trichlorophenol	ND	280	ug/Kg	1	03/19/19	WB	SW8270D
2,4-Dichlorophenol	ND	280	ug/Kg	1	03/19/19	WB	SW8270D
2,4-Dimethylphenol	ND	280	ug/Kg	1	03/19/19	WB	SW8270D
2,4-Dinitrophenol	ND	390	ug/Kg	1	03/19/19	WB	SW8270D
2,4-Dinitrotoluene	ND	280	ug/Kg	1	03/19/19	WB	SW8270D
2,6-Dinitrotoluene	ND	280	ug/Kg	1	03/19/19	WB	SW8270D
2-Chloronaphthalene	ND	280	ug/Kg	1	03/19/19	WB	SW8270D
2-Chlorophenol	ND	280	ug/Kg	1	03/19/19	WB	SW8270D
2-Methylnaphthalene	ND	280	ug/Kg	1	03/19/19	WB	SW8270D
2-Methylphenol (o-cresol)	ND	280	ug/Kg	1	03/19/19	WB	SW8270D
2-Nitroaniline	ND	390	ug/Kg	1	03/19/19	WB	SW8270D
2-Nitrophenol	ND	280	ug/Kg	1	03/19/19	WB	SW8270D
3&4-Methylphenol (m&p-cresol)	ND	390	ug/Kg	1	03/19/19	WB	SW8270D
3,3'-Dichlorobenzidine	ND	280	ug/Kg	1	03/19/19	WB	SW8270D
3-Nitroaniline	ND	390	ug/Kg	1	03/19/19	WB	SW8270D
4,6-Dinitro-2-methylphenol	ND	390	ug/Kg	1	03/19/19	WB	SW8270D

Parameter	Result	RL/ PQL	Units	Dilution	Date/Time	By	Reference
4-Bromophenyl phenyl ether	ND	390	ug/Kg	1	03/19/19	WB	SW8270D
4-Chloro-3-methylphenol	ND	280	ug/Kg	1	03/19/19	WB	SW8270D
4-Chloroaniline	ND	280	ug/Kg	1	03/19/19	WB	SW8270D
4-Chlorophenyl phenyl ether	ND	280	ug/Kg	1	03/19/19	WB	SW8270D
4-Nitroaniline	ND	630	ug/Kg	1	03/19/19	WB	SW8270D
4-Nitrophenol	ND	280	ug/Kg	1	03/19/19	WB	SW8270D
Acenaphthene	ND	280	ug/Kg	1	03/19/19	WB	SW8270D
Acenaphthylene	ND	280	ug/Kg	1	03/19/19	WB	SW8270D
Acetophenone	ND	280	ug/Kg	1	03/19/19	WB	SW8270D
Aniline	ND	390	ug/Kg	1	03/19/19	WB	SW8270D
Anthracene	ND	280	ug/Kg	1	03/19/19	WB	SW8270D
Benz(a)anthracene	ND	280	ug/Kg	1	03/19/19	WB	SW8270D
Benzidine	ND	280	ug/Kg	1	03/19/19	WB	SW8270D
Benzo(a)pyrene	ND	280	ug/Kg	1	03/19/19	WB	SW8270D
Benzo(b)fluoranthene	ND	280	ug/Kg	1	03/19/19	WB	SW8270D
Benzo(ghi)perylene	ND	280	ug/Kg	1	03/19/19	WB	SW8270D
Benzo(k)fluoranthene	ND	280	ug/Kg	1	03/19/19	WB	SW8270D
Benzoic acid	ND	790	ug/Kg	1	03/19/19	WB	SW8270D
Benzyl butyl phthalate	ND	280	ug/Kg	1	03/19/19	WB	SW8270D
Bis(2-chloroethoxy)methane	ND	280	ug/Kg	1	03/19/19	WB	SW8270D
Bis(2-chloroethyl)ether	ND	390	ug/Kg	1	03/19/19	WB	SW8270D
Bis(2-chloroisopropyl)ether	ND	280	ug/Kg	1	03/19/19	WB	SW8270D
Bis(2-ethylhexyl)phthalate	ND	280	ug/Kg	1	03/19/19	WB	SW8270D
Carbazole	ND	390	ug/Kg	1	03/19/19	WB	SW8270D
Chrysene	ND	280	ug/Kg	1	03/19/19	WB	SW8270D
Dibenz(a,h)anthracene	ND	280	ug/Kg	1	03/19/19	WB	SW8270D
Dibenzofuran	ND	280	ug/Kg	1	03/19/19	WB	SW8270D
Diethyl phthalate	ND	280	ug/Kg	1	03/19/19	WB	SW8270D
Dimethylphthalate	ND	280	ug/Kg	1	03/19/19	WB	SW8270D
Di-n-butylphthalate	ND	390	ug/Kg	1	03/19/19	WB	SW8270D
Di-n-octylphthalate	ND	280	ug/Kg	1	03/19/19	WB	SW8270D
Fluoranthene	ND	280	ug/Kg	1	03/19/19	WB	SW8270D
Fluorene	ND	280	ug/Kg	1	03/19/19	WB	SW8270D
Hexachlorobenzene	ND	280	ug/Kg	1	03/19/19	WB	SW8270D
Hexachlorobutadiene	ND	280	ug/Kg	1	03/19/19	WB	SW8270D
Hexachlorocyclopentadiene	ND	280	ug/Kg	1	03/19/19	WB	SW8270D
Hexachloroethane	ND	280	ug/Kg	1	03/19/19	WB	SW8270D
Indeno(1,2,3-cd)pyrene	ND	280	ug/Kg	1	03/19/19	WB	SW8270D
Isophorone	ND	280	ug/Kg	1	03/19/19	WB	SW8270D
Naphthalene	ND	280	ug/Kg	1	03/19/19	WB	SW8270D
Nitrobenzene	ND	280	ug/Kg	1	03/19/19	WB	SW8270D
N-Nitrosodimethylamine	ND	390	ug/Kg	1	03/19/19	WB	SW8270D
N-Nitrosodi-n-propylamine	ND	280	ug/Kg	1	03/19/19	WB	SW8270D
N-Nitrosodiphenylamine	ND	390	ug/Kg	1	03/19/19	WB	SW8270D
Pentachloronitrobenzene	ND	390	ug/Kg	1	03/19/19	WB	SW8270D
Pentachlorophenol	ND	390	ug/Kg	1	03/19/19	WB	SW8270D
Phenanthrene	ND	280	ug/Kg	1	03/19/19	WB	SW8270D
Phenol	ND	280	ug/Kg	1	03/19/19	WB	SW8270D
Pyrene	ND	280	ug/Kg	1	03/19/19	WB	SW8270D

Parameter	Result	RL/ PQL	Units	Dilution	Date/Time	By	Reference
Pyridine	ND	390	ug/Kg	1	03/19/19	WB	SW8270D
<u>QA/QC Surrogates</u>							
% 2,4,6-Tribromophenol	76		%	1	03/19/19	WB	30 - 130 %
% 2-Fluorobiphenyl	57		%	1	03/19/19	WB	30 - 130 %
% 2-Fluorophenol	52		%	1	03/19/19	WB	30 - 130 %
% Nitrobenzene-d5	57		%	1	03/19/19	WB	30 - 130 %
% Phenol-d5	60		%	1	03/19/19	WB	30 - 130 %
% Terphenyl-d14	66		%	1	03/19/19	WB	30 - 130 %
Field Extraction	Completed				03/18/19		SW5035A

1

1 = This parameter is not certified by the primary accrediting authority (NY NELAC) for this matrix. NY NELAC does not offer certification for all parameters at this time.

RL/PQL=Reporting/Practical Quantitation Level (Equivalent to NELAC LOQ, Limit of Quantitation) ND=Not Detected at RL/PQL
 BRL=Below Reporting Level L=Biased Low

QA/QC Surrogates: Surrogates are compounds (preceded with a %) added by the lab to determine analysis efficiency. Surrogate results(%) listed in the report are not "detected" compounds.


Comments:

Per 1.4.6 of EPA method 8270D, 1,2-Diphenylhydrazine is unstable and readily converts to Azobenzene. Azobenzene is used for the calibration of 1,2-Diphenylhydrazine.

Please be advised that the NY 375 soil criteria for chromium are based on hexavalent chromium and trivalent chromium.

All soils, solids and sludges are reported on a dry weight basis unless otherwise noted in the sample comments.

If you are the client above and have any questions concerning this testing, please do not hesitate to contact Phoenix Client Services at ext.200. The contents of this report cannot be discussed with anyone other than the client listed above without their written consent.



Phyllis Shiller, Laboratory Director

March 27, 2019

Reviewed and Released by: Bobbi Aloisa, Vice President



Environmental Laboratories, Inc.
 587 East Middle Turnpike, P.O.Box 370, Manchester, CT 06045
 Tel. (860) 645-1102 Fax (860) 645-0823



Analysis Report

March 27, 2019

FOR: Attn: Mark Kaplan
 Rock Brokerage
 170 Lee Avenue
 Brooklyn NY 11211

Sample Information

Matrix: SOIL
 Location Code: ROCKBROKE
 Rush Request: Standard
 P.O.#:

Custody Information

Collected by:
 Received by: B
 Analyzed by: see "By" below

Date

03/18/19
 03/18/19

Time

17:46

Laboratory Data

SDG ID: GCC69590
 Phoenix ID: CC69776

Project ID: 297 WALLABOUT
 Client ID: TB LL

Parameter	Result	RL/ PQL	Units	Dilution	Date/Time	By	Reference
Volatiles							
1,1,1,2-Tetrachloroethane	ND	5.0	ug/Kg	1	03/19/19	JLI	SW8260C
1,1,1-Trichloroethane	ND	5.0	ug/Kg	1	03/19/19	JLI	SW8260C
1,1,2,2-Tetrachloroethane	ND	5.0	ug/Kg	1	03/19/19	JLI	SW8260C
1,1,2-Trichloroethane	ND	5.0	ug/Kg	1	03/19/19	JLI	SW8260C
1,1-Dichloroethane	ND	5.0	ug/Kg	1	03/19/19	JLI	SW8260C
1,1-Dichloroethene	ND	5.0	ug/Kg	1	03/19/19	JLI	SW8260C
1,1-Dichloropropene	ND	5.0	ug/Kg	1	03/19/19	JLI	SW8260C
1,2,3-Trichlorobenzene	ND	5.0	ug/Kg	1	03/19/19	JLI	SW8260C
1,2,3-Trichloropropane	ND	5.0	ug/Kg	1	03/19/19	JLI	SW8260C
1,2,4-Trichlorobenzene	ND	5.0	ug/Kg	1	03/19/19	JLI	SW8260C
1,2,4-Trimethylbenzene	ND	5.0	ug/Kg	1	03/19/19	JLI	SW8260C
1,2-Dibromo-3-chloropropane	ND	5.0	ug/Kg	1	03/19/19	JLI	SW8260C
1,2-Dibromoethane	ND	5.0	ug/Kg	1	03/19/19	JLI	SW8260C
1,2-Dichlorobenzene	ND	5.0	ug/Kg	1	03/19/19	JLI	SW8260C
1,2-Dichloroethane	ND	5.0	ug/Kg	1	03/19/19	JLI	SW8260C
1,2-Dichloropropane	ND	5.0	ug/Kg	1	03/19/19	JLI	SW8260C
1,3,5-Trimethylbenzene	ND	5.0	ug/Kg	1	03/19/19	JLI	SW8260C
1,3-Dichlorobenzene	ND	5.0	ug/Kg	1	03/19/19	JLI	SW8260C
1,3-Dichloropropane	ND	5.0	ug/Kg	1	03/19/19	JLI	SW8260C
1,4-Dichlorobenzene	ND	5.0	ug/Kg	1	03/19/19	JLI	SW8260C
2,2-Dichloropropane	ND	5.0	ug/Kg	1	03/19/19	JLI	SW8260C
2-Chlorotoluene	ND	5.0	ug/Kg	1	03/19/19	JLI	SW8260C
2-Hexanone	ND	25	ug/Kg	1	03/19/19	JLI	SW8260C
2-Isopropyltoluene	ND	5.0	ug/Kg	1	03/19/19	JLI	SW8260C
4-Chlorotoluene	ND	5.0	ug/Kg	1	03/19/19	JLI	SW8260C
4-Methyl-2-pentanone	ND	25	ug/Kg	1	03/19/19	JLI	SW8260C

Client ID: TB LL

Parameter	Result	RL/ PQL	Units	Dilution	Date/Time	By	Reference
Acetone	ND	25	ug/Kg	1	03/19/19	JLI	SW8260C
Acrylonitrile	ND	10	ug/Kg	1	03/19/19	JLI	SW8260C
Benzene	ND	5.0	ug/Kg	1	03/19/19	JLI	SW8260C
Bromobenzene	ND	5.0	ug/Kg	1	03/19/19	JLI	SW8260C
Bromochloromethane	ND	5.0	ug/Kg	1	03/19/19	JLI	SW8260C
Bromodichloromethane	ND	5.0	ug/Kg	1	03/19/19	JLI	SW8260C
Bromoform	ND	5.0	ug/Kg	1	03/19/19	JLI	SW8260C
Bromomethane	ND	5.0	ug/Kg	1	03/19/19	JLI	SW8260C
Carbon Disulfide	ND	5.0	ug/Kg	1	03/19/19	JLI	SW8260C
Carbon tetrachloride	ND	5.0	ug/Kg	1	03/19/19	JLI	SW8260C
Chlorobenzene	ND	5.0	ug/Kg	1	03/19/19	JLI	SW8260C
Chloroethane	ND	5.0	ug/Kg	1	03/19/19	JLI	SW8260C
Chloroform	ND	5.0	ug/Kg	1	03/19/19	JLI	SW8260C
Chloromethane	ND	5.0	ug/Kg	1	03/19/19	JLI	SW8260C
cis-1,2-Dichloroethene	ND	5.0	ug/Kg	1	03/19/19	JLI	SW8260C
cis-1,3-Dichloropropene	ND	5.0	ug/Kg	1	03/19/19	JLI	SW8260C
Dibromochloromethane	ND	5.0	ug/Kg	1	03/19/19	JLI	SW8260C
Dibromomethane	ND	5.0	ug/Kg	1	03/19/19	JLI	SW8260C
Dichlorodifluoromethane	ND	5.0	ug/Kg	1	03/19/19	JLI	SW8260C
Ethylbenzene	ND	5.0	ug/Kg	1	03/19/19	JLI	SW8260C
Hexachlorobutadiene	ND	5.0	ug/Kg	1	03/19/19	JLI	SW8260C
Isopropylbenzene	ND	5.0	ug/Kg	1	03/19/19	JLI	SW8260C
m&p-Xylene	ND	5.0	ug/Kg	1	03/19/19	JLI	SW8260C
Methyl Ethyl Ketone	ND	25	ug/Kg	1	03/19/19	JLI	SW8260C
Methyl t-butyl ether (MTBE)	ND	10	ug/Kg	1	03/19/19	JLI	SW8260C
Methylene chloride	ND	10	ug/Kg	1	03/19/19	JLI	SW8260C
Naphthalene	ND	5.0	ug/Kg	1	03/19/19	JLI	SW8260C
n-Butylbenzene	ND	5.0	ug/Kg	1	03/19/19	JLI	SW8260C
n-Propylbenzene	ND	5.0	ug/Kg	1	03/19/19	JLI	SW8260C
o-Xylene	ND	5.0	ug/Kg	1	03/19/19	JLI	SW8260C
p-Isopropyltoluene	ND	5.0	ug/Kg	1	03/19/19	JLI	SW8260C
sec-Butylbenzene	ND	5.0	ug/Kg	1	03/19/19	JLI	SW8260C
Styrene	ND	5.0	ug/Kg	1	03/19/19	JLI	SW8260C
tert-Butylbenzene	ND	5.0	ug/Kg	1	03/19/19	JLI	SW8260C
Tetrachloroethene	ND	5.0	ug/Kg	1	03/19/19	JLI	SW8260C
Tetrahydrofuran (THF)	ND	10	ug/Kg	1	03/19/19	JLI	SW8260C
Toluene	ND	5.0	ug/Kg	1	03/19/19	JLI	SW8260C
Total Xylenes	ND	5.0	ug/Kg	1	03/19/19	JLI	SW8260C
trans-1,2-Dichloroethene	ND	5.0	ug/Kg	1	03/19/19	JLI	SW8260C
trans-1,3-Dichloropropene	ND	5.0	ug/Kg	1	03/19/19	JLI	SW8260C
trans-1,4-dichloro-2-butene	ND	10	ug/Kg	1	03/19/19	JLI	SW8260C
Trichloroethene	ND	5.0	ug/Kg	1	03/19/19	JLI	SW8260C
Trichlorofluoromethane	ND	5.0	ug/Kg	1	03/19/19	JLI	SW8260C
Trichlorotrifluoroethane	ND	5.0	ug/Kg	1	03/19/19	JLI	SW8260C
Vinyl chloride	ND	5.0	ug/Kg	1	03/19/19	JLI	SW8260C
QA/QC Surrogates							
% 1,2-dichlorobenzene-d4	100		%	1	03/19/19	JLI	70 - 130 %
% Bromofluorobenzene	95		%	1	03/19/19	JLI	70 - 130 %
% Dibromofluoromethane	102		%	1	03/19/19	JLI	70 - 130 %

Parameter	Result	RL/ PQL	Units	Dilution	Date/Time	By	Reference
% Toluene-d8	100		%	1	03/19/19	JLI	70 - 130 %
Field Extraction	Completed				03/18/19		SW5035A

1 = This parameter is not certified by the primary accrediting authority (NY NELAC) for this matrix. NY NELAC does not offer certification for all parameters at this time.

RL/PQL=Reporting/Practical Quantitation Level (Equivalent to NELAC LOQ, Limit of Quantitation) ND=Not Detected at RL/PQL
 BRL=Below Reporting Level L=Biased Low

QA/QC Surrogates: Surrogates are compounds (preceeded with a %) added by the lab to determine analysis efficiency. Surrogate results(%) listed in the report are not "detected" compounds.


Comments:

TRIP BLANK INCLUDED.

Results are reported on an ``as received`` basis, and are not corrected for dry weight.

All soils, solids and sludges are reported on a dry weight basis unless otherwise noted in the sample comments.

If you are the client above and have any questions concerning this testing, please do not hesitate to contact Phoenix Client Services at ext.200. The contents of this report cannot be discussed with anyone other than the client listed above without their written consent.



Phyllis Shiller, Laboratory Director

March 27, 2019

Reviewed and Released by: Bobbi Aloisa, Vice President



Environmental Laboratories, Inc.
 587 East Middle Turnpike, P.O.Box 370, Manchester, CT 06045
 Tel. (860) 645-1102 Fax (860) 645-0823



Analysis Report

March 27, 2019

FOR: Attn: Mark Kaplan
 Rock Brokerage
 170 Lee Avenue
 Brooklyn NY 11211

Sample Information

Matrix: SOIL
 Location Code: ROCKBROKE
 Rush Request: Standard
 P.O.#:

Custody Information

Collected by:
 Received by: B
 Analyzed by: see "By" below

Date

03/18/19

Time

17:46

Laboratory Data

SDG ID: GCC69590
 Phoenix ID: CC69777

Project ID: 297 WALLABOUT
 Client ID: TB HL

Parameter	Result	RL/ PQL	Units	Dilution	Date/Time	By	Reference
Volatiles							
1,1,1,2-Tetrachloroethane	ND	250	ug/Kg	50	03/19/19	JLI	SW8260C
1,1,1-Trichloroethane	ND	250	ug/Kg	50	03/19/19	JLI	SW8260C
1,1,2,2-Tetrachloroethane	ND	250	ug/Kg	50	03/19/19	JLI	SW8260C
1,1,2-Trichloroethane	ND	250	ug/Kg	50	03/19/19	JLI	SW8260C
1,1-Dichloroethane	ND	250	ug/Kg	50	03/19/19	JLI	SW8260C
1,1-Dichloroethene	ND	250	ug/Kg	50	03/19/19	JLI	SW8260C
1,1-Dichloropropene	ND	250	ug/Kg	50	03/19/19	JLI	SW8260C
1,2,3-Trichlorobenzene	ND	250	ug/Kg	50	03/19/19	JLI	SW8260C
1,2,3-Trichloropropane	ND	250	ug/Kg	50	03/19/19	JLI	SW8260C
1,2,4-Trichlorobenzene	ND	250	ug/Kg	50	03/19/19	JLI	SW8260C
1,2,4-Trimethylbenzene	ND	250	ug/Kg	50	03/19/19	JLI	SW8260C
1,2-Dibromo-3-chloropropane	ND	250	ug/Kg	50	03/19/19	JLI	SW8260C
1,2-Dibromoethane	ND	250	ug/Kg	50	03/19/19	JLI	SW8260C
1,2-Dichlorobenzene	ND	250	ug/Kg	50	03/19/19	JLI	SW8260C
1,2-Dichloroethane	ND	25	ug/Kg	50	03/19/19	JLI	SW8260C
1,2-Dichloropropane	ND	250	ug/Kg	50	03/19/19	JLI	SW8260C
1,3,5-Trimethylbenzene	ND	250	ug/Kg	50	03/19/19	JLI	SW8260C
1,3-Dichlorobenzene	ND	250	ug/Kg	50	03/19/19	JLI	SW8260C
1,3-Dichloropropane	ND	250	ug/Kg	50	03/19/19	JLI	SW8260C
1,4-Dichlorobenzene	ND	250	ug/Kg	50	03/19/19	JLI	SW8260C
2,2-Dichloropropane	ND	250	ug/Kg	50	03/19/19	JLI	SW8260C
2-Chlorotoluene	ND	250	ug/Kg	50	03/19/19	JLI	SW8260C
2-Hexanone	ND	1300	ug/Kg	50	03/19/19	JLI	SW8260C
2-Isopropyltoluene	ND	250	ug/Kg	50	03/19/19	JLI	SW8260C
4-Chlorotoluene	ND	250	ug/Kg	50	03/19/19	JLI	SW8260C
4-Methyl-2-pentanone	ND	1300	ug/Kg	50	03/19/19	JLI	SW8260C

Client ID: TB HL

Parameter	Result	RL/ PQL	Units	Dilution	Date/Time	By	Reference
Acetone	ND	250	ug/Kg	50	03/19/19	JLI	SW8260C
Acrylonitrile	ND	500	ug/Kg	50	03/19/19	JLI	SW8260C
Benzene	ND	60	ug/Kg	50	03/19/19	JLI	SW8260C
Bromobenzene	ND	250	ug/Kg	50	03/19/19	JLI	SW8260C
Bromochloromethane	ND	250	ug/Kg	50	03/19/19	JLI	SW8260C
Bromodichloromethane	ND	250	ug/Kg	50	03/19/19	JLI	SW8260C
Bromoform	ND	250	ug/Kg	50	03/19/19	JLI	SW8260C
Bromomethane	ND	250	ug/Kg	50	03/19/19	JLI	SW8260C
Carbon Disulfide	ND	250	ug/Kg	50	03/19/19	JLI	SW8260C
Carbon tetrachloride	ND	250	ug/Kg	50	03/19/19	JLI	SW8260C
Chlorobenzene	ND	250	ug/Kg	50	03/19/19	JLI	SW8260C
Chloroethane	ND	250	ug/Kg	50	03/19/19	JLI	SW8260C
Chloroform	ND	250	ug/Kg	50	03/19/19	JLI	SW8260C
Chloromethane	ND	250	ug/Kg	50	03/19/19	JLI	SW8260C
cis-1,2-Dichloroethene	ND	250	ug/Kg	50	03/19/19	JLI	SW8260C
cis-1,3-Dichloropropene	ND	250	ug/Kg	50	03/19/19	JLI	SW8260C
Dibromochloromethane	ND	250	ug/Kg	50	03/19/19	JLI	SW8260C
Dibromomethane	ND	250	ug/Kg	50	03/19/19	JLI	SW8260C
Dichlorodifluoromethane	ND	250	ug/Kg	50	03/19/19	JLI	SW8260C
Ethylbenzene	ND	250	ug/Kg	50	03/19/19	JLI	SW8260C
Hexachlorobutadiene	ND	250	ug/Kg	50	03/19/19	JLI	SW8260C
Isopropylbenzene	ND	250	ug/Kg	50	03/19/19	JLI	SW8260C
m&p-Xylene	ND	250	ug/Kg	50	03/19/19	JLI	SW8260C
Methyl Ethyl Ketone	ND	120	ug/Kg	50	03/19/19	JLI	SW8260C
Methyl t-butyl ether (MTBE)	ND	250	ug/Kg	50	03/19/19	JLI	SW8260C
Methylene chloride	ND	100	ug/Kg	50	03/19/19	JLI	SW8260C
Naphthalene	ND	250	ug/Kg	50	03/19/19	JLI	SW8260C
n-Butylbenzene	ND	250	ug/Kg	50	03/19/19	JLI	SW8260C
n-Propylbenzene	ND	250	ug/Kg	50	03/19/19	JLI	SW8260C
o-Xylene	ND	250	ug/Kg	50	03/19/19	JLI	SW8260C
p-Isopropyltoluene	ND	250	ug/Kg	50	03/19/19	JLI	SW8260C
sec-Butylbenzene	ND	250	ug/Kg	50	03/19/19	JLI	SW8260C
Styrene	ND	250	ug/Kg	50	03/19/19	JLI	SW8260C
tert-Butylbenzene	ND	250	ug/Kg	50	03/19/19	JLI	SW8260C
Tetrachloroethene	ND	250	ug/Kg	50	03/19/19	JLI	SW8260C
Tetrahydrofuran (THF)	ND	500	ug/Kg	50	03/19/19	JLI	SW8260C
Toluene	ND	250	ug/Kg	50	03/19/19	JLI	SW8260C
Total Xylenes	ND	250	ug/Kg	50	03/19/19	JLI	SW8260C
trans-1,2-Dichloroethene	ND	190	ug/Kg	50	03/19/19	JLI	SW8260C
trans-1,3-Dichloropropene	ND	250	ug/Kg	50	03/19/19	JLI	SW8260C
trans-1,4-dichloro-2-butene	ND	500	ug/Kg	50	03/19/19	JLI	SW8260C
Trichloroethene	ND	250	ug/Kg	50	03/19/19	JLI	SW8260C
Trichlorofluoromethane	ND	250	ug/Kg	50	03/19/19	JLI	SW8260C
Trichlorotrifluoroethane	ND	250	ug/Kg	50	03/19/19	JLI	SW8260C
Vinyl chloride	ND	25	ug/Kg	50	03/19/19	JLI	SW8260C
QA/QC Surrogates							
% 1,2-dichlorobenzene-d4 (50x)	101		%	50	03/19/19	JLI	70 - 130 %
% Bromofluorobenzene (50x)	99		%	50	03/19/19	JLI	70 - 130 %
% Dibromofluoromethane (50x)	93		%	50	03/19/19	JLI	70 - 130 %

Parameter	Result	RL/ PQL	Units	Dilution	Date/Time	By	Reference
% Toluene-d8 (50x)	99		%	50	03/19/19	JLI	70 - 130 %
Field Extraction	Completed				03/18/19		SW5035A

1 = This parameter is not certified by the primary accrediting authority (NY NELAC) for this matrix. NY NELAC does not offer certification for all parameters at this time.

RL/PQL=Reporting/Practical Quantitation Level (Equivalent to NELAC LOQ, Limit of Quantitation) ND=Not Detected at RL/PQL
 BRL=Below Reporting Level L=Biased Low

QA/QC Surrogates: Surrogates are compounds (preceeded with a %) added by the lab to determine analysis efficiency. Surrogate results(%) listed in the report are not "detected" compounds.

Comments:

TRIP BLANK INCLUDED.


Results are reported on an ``as received`` basis, and are not corrected for dry weight.

Volatile Comment:

To achieve client's objectives, where the lowest calibration standard or LOD justifies lowering the RL/PQL, the RL/PQL of some compounds have been lowered to meet criteria.

All soils, solids and sludges are reported on a dry weight basis unless otherwise noted in the sample comments.

If you are the client above and have any questions concerning this testing, please do not hesitate to contact Phoenix Client Services at ext.200. The contents of this report cannot be discussed with anyone other than the client listed above without their written consent.



Phyllis Shiller, Laboratory Director

March 27, 2019

Reviewed and Released by: Bobbi Aloisa, Vice President



Environmental Laboratories, Inc.
 587 East Middle Turnpike, P.O.Box 370, Manchester, CT 06045
 Tel. (860) 645-1102 Fax (860) 645-0823



QA/QC Report

March 27, 2019

QA/QC Data

SDG I.D.: GCC69590

Parameter	Blank	Blk RL	Sample Result	Dup Result	Dup RPD	LCS %	LCSD %	LCS RPD	MS %	MSD %	MS RPD	% Rec Limits	% RPD Limits
QA/QC Batch 470784 (mg/kg), QC Sample No: CC69287 (CC69590, CC69591, CC69592, CC69593, CC69594, CC69595, CC69596, CC69597, CC69598, CC69599, CC69600)													
Mercury - Soil	BRL	0.03	<0.03	<0.03	NC	98.7	102	3.3	98.5	98.3	0.2	70 - 130	30

Comment:

Additional Mercury criteria: LCS acceptance range for waters is 80-120% and for soils is 70-130%. MS acceptance range is 75-125%.

QA/QC Batch 470733 (mg/kg), QC Sample No: CC69341 (CC69590, CC69591, CC69592, CC69593, CC69594, CC69595, CC69596, CC69597, CC69598, CC69599, CC69600)

ICP Metals - Soil

Aluminum	BRL	4.9	6110	4860	22.8	107			NC			75 - 125	30
Antimony	BRL	3.3	<3.4	<3.3	NC	97.3			88.1			75 - 125	30
Arsenic	BRL	0.66	1.02	1.02	NC	95.1			87.0			75 - 125	30
Barium	BRL	0.33	28.9	13.5	72.6	101			81.9			75 - 125	30 r
Beryllium	BRL	0.26	<0.27	<0.27	NC	104			92.5			75 - 125	30
Cadmium	BRL	0.33	<0.34	<0.33	NC	103			92.5			75 - 125	30
Calcium	BRL	4.9	491	372	27.6	103			>130			75 - 125	30 m
Chromium	BRL	0.33	7.46	6.98	6.60	102			91.1			75 - 125	30
Cobalt	BRL	0.33	4.48	3.41	27.1	104			91.5			75 - 125	30
Copper	BRL	0.66	5.2	5.20	0	101			94.6			75 - 125	30
Iron	BRL	4.9	7210	6380	12.2	105			NC			75 - 125	30
Lead	BRL	0.33	1.13	1.02	NC	99.0			91.8			75 - 125	30
Magnesium	BRL	4.9	2160	1260	52.6	101			NC			75 - 125	30 r
Manganese	BRL	0.33	90.6	63.6	35.0	102			84.5			75 - 125	30 r
Nickel	BRL	0.33	6.21	5.02	21.2	105			90.2			75 - 125	30
Potassium	BRL	4.9	1090	606	57.1	104			27.9			75 - 125	30 m,r
Selenium	BRL	1.3	<1.4	<1.3	NC	85.8			73.8			75 - 125	30 m
Silver	BRL	0.33	<0.34	<0.33	NC	94.0			90.0			75 - 125	30
Sodium	BRL	4.9	41.5	45.2	8.50	105			119			75 - 125	30
Thallium	BRL	3.0	<3.1	<3.0	NC	106			91.1			75 - 125	30
Vanadium	BRL	0.33	15.9	12.7	22.4	88.4			89.6			75 - 125	30
Zinc	BRL	0.66	12.5	9.50	27.3	97.0			87.2			75 - 125	30

m = This parameter is outside laboratory MS/MSD specified recovery limits.

r = This parameter is outside laboratory RPD specified recovery limits.



Environmental Laboratories, Inc.
 587 East Middle Turnpike, P.O. Box 370, Manchester, CT 06045
 Tel. (860) 645-1102 Fax (860) 645-0823



QA/QC Report

March 27, 2019

QA/QC Data

SDG I.D.: GCC69590

Parameter	Blank	Blk RL	LCS %	LCSD %	LCS RPD	MS %	MSD %	MS RPD	% Rec Limits	% RPD Limits
QA/QC Batch 470678 (ug/Kg), QC Sample No: CC69011 2X (CC69590, CC69591, CC69592, CC69593, CC69594, CC69595)										
<u>Polychlorinated Biphenyls - Soil</u>										
PCB-1016	ND	33	76	74	2.7	52	57	9.2	40 - 140	30
PCB-1221	ND	33							40 - 140	30
PCB-1232	ND	33							40 - 140	30
PCB-1242	ND	33							40 - 140	30
PCB-1248	ND	33							40 - 140	30
PCB-1254	ND	33							40 - 140	30
PCB-1260	ND	33	92	94	2.2	61	68	10.9	40 - 140	30
PCB-1262	ND	33							40 - 140	30
PCB-1268	ND	33							40 - 140	30
% DCBP (Surrogate Rec)	89	%	107	108	0.9	71	81	13.2	30 - 150	30
% DCBP (Surrogate Rec) (Confirm)	84	%	100	101	1.0	65	75	14.3	30 - 150	30
% TCMX (Surrogate Rec)	92	%	99	93	6.3	65	74	12.9	30 - 150	30
% TCMX (Surrogate Rec) (Confirm)	92	%	99	94	5.2	66	76	14.1	30 - 150	30
QA/QC Batch 470846 (ug/Kg), QC Sample No: CC69599 2X (CC69596, CC69597, CC69598, CC69599, CC69600)										
<u>Polychlorinated Biphenyls - Soil</u>										
PCB-1016	ND	33	100	91	9.4	68	73	7.1	40 - 140	30
PCB-1221	ND	33							40 - 140	30
PCB-1232	ND	33							40 - 140	30
PCB-1242	ND	33							40 - 140	30
PCB-1248	ND	33							40 - 140	30
PCB-1254	ND	33							40 - 140	30
PCB-1260	ND	33	115	92	22.2	70	76	8.2	40 - 140	30
PCB-1262	ND	33							40 - 140	30
PCB-1268	ND	33							40 - 140	30
% DCBP (Surrogate Rec)	89	%	106	105	0.9	76	78	2.6	30 - 150	30
% DCBP (Surrogate Rec) (Confirm)	85	%	99	107	7.8	76	81	6.4	30 - 150	30
% TCMX (Surrogate Rec)	92	%	106	104	1.9	75	83	10.1	30 - 150	30
% TCMX (Surrogate Rec) (Confirm)	85	%	104	106	1.9	79	88	10.8	30 - 150	30
QA/QC Batch 470680 (ug/Kg), QC Sample No: CC69011 2X (CC69590, CC69591, CC69592, CC69593, CC69594, CC69595)										
<u>Pesticides - Soil</u>										
4,4' -DDD	ND	1.7	104	88	16.7	68	61	10.9	40 - 140	30
4,4' -DDE	ND	1.7	94	83	12.4	62	55	12.0	40 - 140	30
4,4' -DDT	ND	1.7	93	79	16.3	65	63	3.1	40 - 140	30
a-BHC	ND	1.0	93	82	12.6	57	48	17.1	40 - 140	30
a-Chlordane	ND	3.3	95	84	12.3	60	53	12.4	40 - 140	30
Aldrin	ND	1.0	86	76	12.3	59	48	20.6	40 - 140	30
b-BHC	ND	1.0	95	85	11.1	62	58	6.7	40 - 140	30
Chlordane	ND	3.3	95	85	11.1	66	58	12.9	40 - 140	30
d-BHC	ND	3.3	97	86	12.0	63	62	1.6	40 - 140	30
Dieldrin	ND	1.0	94	83	12.4	61	53	14.0	40 - 140	30

QA/QC Data

SDG I.D.: GCC69590

Parameter	Blk		LCS %	LCSD %	LCS RPD	MS %	MSD %	MS RPD	% Rec Limits	% RPD Limits
	Blank	RL								
Endosulfan I	ND	3.3	89	78	13.2	60	54	10.5	40 - 140	30
Endosulfan II	ND	3.3	102	89	13.6	64	58	9.8	40 - 140	30
Endosulfan sulfate	ND	3.3	101	87	14.9	62	56	10.2	40 - 140	30
Endrin	ND	3.3	82	68	18.7	60	58	3.4	40 - 140	30
Endrin aldehyde	ND	3.3	82	69	17.2	47	41	13.6	40 - 140	30
Endrin ketone	ND	3.3	97	84	14.4	61	51	17.9	40 - 140	30
g-BHC	ND	1.0	83	74	11.5	51	43	17.0	40 - 140	30
g-Chlordane	ND	3.3	95	85	11.1	66	58	12.9	40 - 140	30
Heptachlor	ND	3.3	93	82	12.6	62	54	13.8	40 - 140	30
Heptachlor epoxide	ND	3.3	91	82	10.4	58	49	16.8	40 - 140	30
Methoxychlor	ND	3.3	91	77	16.7	63	60	4.9	40 - 140	30
Toxaphene	ND	130	NA	NA	NC	NA	NA	NC	40 - 140	30
% DCBP	78	%	87	71	20.3	61	62	1.6	30 - 150	30
% DCBP (Confirmation)	82	%	92	72	24.4	67	55	19.7	30 - 150	30
% TCMX	88	%	95	81	15.9	65	56	14.9	30 - 150	30
% TCMX (Confirmation)	89	%	99	81	20.0	69	54	24.4	30 - 150	30

QA/QC Batch 470849 (ug/Kg), QC Sample No: CC69599 2X (CC69596, CC69597, CC69598, CC69599, CC69600)

Pesticides - Soil

4,4' -DDD	ND	1.7	73			58	61	5.0	40 - 140	30
4,4' -DDE	ND	1.7	75			56	62	10.2	40 - 140	30
4,4' -DDT	ND	1.7	85			64	74	14.5	40 - 140	30
a-BHC	ND	1.0	84			62	68	9.2	40 - 140	30
a-Chlordane	ND	3.3	84			65	69	6.0	40 - 140	30
Aldrin	ND	1.0	81			60	70	15.4	40 - 140	30
b-BHC	ND	1.0	82			63	70	10.5	40 - 140	30
Chlordane	ND	33	86			65	74	12.9	40 - 140	30
d-BHC	ND	3.3	97			74	79	6.5	40 - 140	30
Dieldrin	ND	1.0	79			57	64	11.6	40 - 140	30
Endosulfan I	ND	3.3	86			65	75	14.3	40 - 140	30
Endosulfan II	ND	3.3	84			65	75	14.3	40 - 140	30
Endosulfan sulfate	ND	3.3	85			61	72	16.5	40 - 140	30
Endrin	ND	3.3	94			70	78	10.8	40 - 140	30
Endrin aldehyde	ND	3.3	66			59	67	12.7	40 - 140	30
Endrin ketone	ND	3.3	79			62	67	7.8	40 - 140	30
g-BHC	ND	1.0	86			62	69	10.7	40 - 140	30
g-Chlordane	ND	3.3	86			65	74	12.9	40 - 140	30
Heptachlor	ND	3.3	84			63	70	10.5	40 - 140	30
Heptachlor epoxide	ND	3.3	88			66	74	11.4	40 - 140	30
Methoxychlor	ND	3.3	89			69	76	9.7	40 - 140	30
Toxaphene	ND	130	NA			NA	NA	NC	40 - 140	30
% DCBP	84	%	85			64	73	13.1	30 - 150	30
% DCBP (Confirmation)	72	%	73			55	64	15.1	30 - 150	30
% TCMX	77	%	85			66	75	12.8	30 - 150	30
% TCMX (Confirmation)	77	%	85			65	75	14.3	30 - 150	30

Comment:

This batch consists of a Blank, LCS, MS and MSD.

QA/QC Batch 470742 (ug/kg), QC Sample No: CC69590 (CC69590, CC69591, CC69592, CC69593, CC69594, CC69595, CC69596, CC69597, CC69598, CC69599, CC69600)

Semivolatiles - Soil

1,2,4,5-Tetrachlorobenzene	ND	230	72	76	5.4	54	70	25.8	30 - 130	30
1,2,4-Trichlorobenzene	ND	230	67	71	5.8	50	65	26.1	30 - 130	30
1,2-Dichlorobenzene	ND	180	63	65	3.1	47	61	25.9	30 - 130	30

QA/QC Data

SDG I.D.: GCC69590

Parameter	Blank	Blk RL	LCS %	LCSD %	LCS RPD	MS %	MSD %	MS RPD	% Rec Limits	% RPD Limits	
1,2-Diphenylhydrazine	ND	230	78	82	5.0	56	73	26.4	30 - 130	30	
1,3-Dichlorobenzene	ND	230	62	63	1.6	46	59	24.8	30 - 130	30	
1,4-Dichlorobenzene	ND	230	61	63	3.2	46	58	23.1	30 - 130	30	
2,4,5-Trichlorophenol	ND	230	89	91	2.2	60	83	32.2	30 - 130	30	r
2,4,6-Trichlorophenol	ND	130	89	92	3.3	63	82	26.2	30 - 130	30	
2,4-Dichlorophenol	ND	130	84	88	4.7	61	79	25.7	30 - 130	30	
2,4-Dimethylphenol	ND	230	85	89	4.6	67	86	24.8	30 - 130	30	
2,4-Dinitrophenol	ND	230	53	52	1.9	42	55	26.8	30 - 130	30	
2,4-Dinitrotoluene	ND	130	90	95	5.4	63	87	32.0	30 - 130	30	r
2,6-Dinitrotoluene	ND	130	86	93	7.8	61	83	30.6	30 - 130	30	r
2-Chloronaphthalene	ND	230	73	78	6.6	54	71	27.2	30 - 130	30	
2-Chlorophenol	ND	230	77	77	0.0	55	73	28.1	30 - 130	30	
2-Methylnaphthalene	ND	230	71	75	5.5	53	69	26.2	30 - 130	30	
2-Methylphenol (o-cresol)	ND	230	88	88	0.0	64	84	27.0	30 - 130	30	
2-Nitroaniline	ND	330	110	114	3.6	79	106	29.2	30 - 130	30	
2-Nitrophenol	ND	230	84	83	1.2	61	77	23.2	30 - 130	30	
3&4-Methylphenol (m&p-cresol)	ND	230	94	94	0.0	67	88	27.1	30 - 130	30	
3,3'-Dichlorobenzidine	ND	130	93	88	5.5	79	105	28.3	30 - 130	30	
3-Nitroaniline	ND	330	98	96	2.1	76	102	29.2	30 - 130	30	
4,6-Dinitro-2-methylphenol	ND	230	80	84	4.9	53	74	33.1	30 - 130	30	r
4-Bromophenyl phenyl ether	ND	230	80	85	6.1	58	78	29.4	30 - 130	30	
4-Chloro-3-methylphenol	ND	230	92	96	4.3	65	89	31.2	30 - 130	30	r
4-Chloroaniline	ND	230	70	65	7.4	60	80	28.6	30 - 130	30	
4-Chlorophenyl phenyl ether	ND	230	79	83	4.9	56	76	30.3	30 - 130	30	
4-Nitroaniline	ND	230	86	92	6.7	62	83	29.0	30 - 130	30	
4-Nitrophenol	ND	230	98	104	5.9	64	89	32.7	30 - 130	30	r
Acenaphthene	ND	230	80	83	3.7	57	76	28.6	30 - 130	30	
Acenaphthylene	ND	130	76	79	3.9	54	72	28.6	30 - 130	30	
Acetophenone	ND	230	74	76	2.7	55	72	26.8	30 - 130	30	
Aniline	ND	330	55	48	13.6	50	64	24.6	30 - 130	30	
Anthracene	ND	230	80	84	4.9	58	77	28.1	30 - 130	30	
Benz(a)anthracene	ND	230	81	85	4.8	58	77	28.1	30 - 130	30	
Benzidine	ND	330	38	35	8.2	53	69	26.2	30 - 130	30	
Benzo(a)pyrene	ND	130	81	85	4.8	57	76	28.6	30 - 130	30	
Benzo(b)fluoranthene	ND	160	83	89	7.0	59	79	29.0	30 - 130	30	
Benzo(ghi)perylene	ND	230	66	72	8.7	49	61	21.8	30 - 130	30	
Benzo(k)fluoranthene	ND	230	81	83	2.4	57	73	24.6	30 - 130	30	
Benzoic Acid	ND	330	<10	25	NC	23	42	58.5	30 - 130	30	l,m,r
Benzyl butyl phthalate	ND	230	87	91	4.5	62	86	32.4	30 - 130	30	r
Bis(2-chloroethoxy)methane	ND	230	77	79	2.6	56	73	26.4	30 - 130	30	
Bis(2-chloroethyl)ether	ND	130	63	65	3.1	48	62	25.5	30 - 130	30	
Bis(2-chloroisopropyl)ether	ND	230	59	60	1.7	45	57	23.5	30 - 130	30	
Bis(2-ethylhexyl)phthalate	ND	230	88	93	5.5	64	84	27.0	30 - 130	30	
Carbazole	ND	230	80	84	4.9	59	77	26.5	30 - 130	30	
Chrysene	ND	230	81	85	4.8	58	77	28.1	30 - 130	30	
Dibenz(a,h)anthracene	ND	130	78	82	5.0	55	72	26.8	30 - 130	30	
Dibenzofuran	ND	230	77	81	5.1	55	74	29.5	30 - 130	30	
Diethyl phthalate	ND	230	84	88	4.7	59	79	29.0	30 - 130	30	
Dimethylphthalate	ND	230	83	86	3.6	57	77	29.9	30 - 130	30	
Di-n-butylphthalate	ND	670	85	89	4.6	62	80	25.4	30 - 130	30	
Di-n-octylphthalate	ND	230	93	98	5.2	66	87	27.5	30 - 130	30	
Fluoranthene	ND	230	79	83	4.9	57	73	24.6	30 - 130	30	
Fluorene	ND	230	80	84	4.9	58	77	28.1	30 - 130	30	

QA/QC Data

SDG I.D.: GCC69590

Parameter	Blank	Blk RL	LCS %	LCSD %	LCS RPD	MS %	MSD %	MS RPD	% Rec Limits	% RPD Limits	
Hexachlorobenzene	ND	130	78	81	3.8	54	76	33.8	30 - 130	30	r
Hexachlorobutadiene	ND	230	69	71	2.9	51	66	25.6	30 - 130	30	
Hexachlorocyclopentadiene	ND	230	69	70	1.4	28	46	48.6	30 - 130	30	m,r
Hexachloroethane	ND	130	61	63	3.2	46	60	26.4	30 - 130	30	
Indeno(1,2,3-cd)pyrene	ND	230	79	80	1.3	65	84	25.5	30 - 130	30	
Isophorone	ND	130	72	74	2.7	53	69	26.2	30 - 130	30	
Naphthalene	ND	230	69	73	5.6	52	67	25.2	30 - 130	30	
Nitrobenzene	ND	130	74	74	0.0	54	71	27.2	30 - 130	30	
N-Nitrosodimethylamine	ND	230	57	61	6.8	48	62	25.5	30 - 130	30	
N-Nitrosodi-n-propylamine	ND	130	78	79	1.3	58	74	24.2	30 - 130	30	
N-Nitrosodiphenylamine	ND	130	82	87	5.9	58	80	31.9	30 - 130	30	r
Pentachloronitrobenzene	ND	230	81	85	4.8	56	78	32.8	30 - 130	30	r
Pentachlorophenol	ND	230	85	86	1.2	57	73	24.6	30 - 130	30	
Phenanthrene	ND	130	79	83	4.9	57	75	27.3	30 - 130	30	
Phenol	ND	230	82	82	0.0	60	79	27.3	30 - 130	30	
Pyrene	ND	230	79	83	4.9	57	73	24.6	30 - 130	30	
Pyridine	ND	230	43	44	2.3	37	44	17.3	30 - 130	30	
% 2,4,6-Tribromophenol	72	%	83	86	3.6	59	78	27.7	30 - 130	30	
% 2-Fluorobiphenyl	69	%	72	76	5.4	54	70	25.8	30 - 130	30	
% 2-Fluorophenol	63	%	69	70	1.4	51	68	28.6	30 - 130	30	
% Nitrobenzene-d5	71	%	72	74	2.7	55	73	28.1	30 - 130	30	
% Phenol-d5	70	%	78	79	1.3	56	75	29.0	30 - 130	30	
% Terphenyl-d14	65	%	70	75	6.9	51	65	24.1	30 - 130	30	

Comment:

Additional 8270 criteria: 20% of compounds can be outside of acceptance criteria as long as recovery is at least 10%. (Acid surrogates acceptance range for aqueous samples: 15-110%, for soils 30-130%)

QA/QC Batch 471013 (ug/kg), QC Sample No: CC69405 (CC69590, CC69591, CC69592, CC69593, CC69594, CC69595, CC69596, CC69597, CC69598, CC69599, CC69600, CC69776, CC69777 (50X))

Volatiles - Soil

1,1,1,2-Tetrachloroethane	ND	5.0	100	102	2.0	104	107	2.8	70 - 130	30	
1,1,1-Trichloroethane	ND	5.0	96	100	4.1	104	110	5.6	70 - 130	30	
1,1,2,2-Tetrachloroethane	ND	3.0	105	104	1.0	113	116	2.6	70 - 130	30	
1,1,2-Trichloroethane	ND	5.0	99	100	1.0	105	106	0.9	70 - 130	30	
1,1-Dichloroethane	ND	5.0	98	104	5.9	108	115	6.3	70 - 130	30	
1,1-Dichloroethene	ND	5.0	97	100	3.0	104	110	5.6	70 - 130	30	
1,1-Dichloropropene	ND	5.0	100	100	0.0	101	108	6.7	70 - 130	30	
1,2,3-Trichlorobenzene	ND	5.0	104	102	1.9	87	87	0.0	70 - 130	30	
1,2,3-Trichloropropane	ND	5.0	99	97	2.0	106	110	3.7	70 - 130	30	
1,2,4-Trichlorobenzene	ND	5.0	105	104	1.0	89	90	1.1	70 - 130	30	
1,2,4-Trimethylbenzene	ND	1.0	101	101	0.0	102	105	2.9	70 - 130	30	
1,2-Dibromo-3-chloropropane	ND	5.0	105	106	0.9	107	114	6.3	70 - 130	30	
1,2-Dibromoethane	ND	5.0	100	101	1.0	107	108	0.9	70 - 130	30	
1,2-Dichlorobenzene	ND	5.0	101	100	1.0	100	102	2.0	70 - 130	30	
1,2-Dichloroethane	ND	5.0	97	96	1.0	97	98	1.0	70 - 130	30	
1,2-Dichloropropane	ND	5.0	101	101	0.0	110	109	0.9	70 - 130	30	
1,3,5-Trimethylbenzene	ND	1.0	102	102	0.0	101	108	6.7	70 - 130	30	
1,3-Dichlorobenzene	ND	5.0	103	101	2.0	99	103	4.0	70 - 130	30	
1,3-Dichloropropane	ND	5.0	99	101	2.0	106	107	0.9	70 - 130	30	
1,4-Dichlorobenzene	ND	5.0	102	101	1.0	99	100	1.0	70 - 130	30	
2,2-Dichloropropane	ND	5.0	105	107	1.9	108	113	4.5	70 - 130	30	
2-Chlorotoluene	ND	5.0	100	100	0.0	102	109	6.6	70 - 130	30	
2-Hexanone	ND	25	102	99	3.0	103	106	2.9	70 - 130	30	

QA/QC Data

SDG I.D.: GCC69590

Parameter	Blank	Blk RL	LCS %	LCSD %	LCS RPD	MS %	MSD %	MS RPD	% Rec Limits	% RPD Limits
2-Isopropyltoluene	ND	5.0	107	108	0.9	103	109	5.7	70 - 130	30
4-Chlorotoluene	ND	5.0	101	100	1.0	100	106	5.8	70 - 130	30
4-Methyl-2-pentanone	ND	25	104	103	1.0	111	111	0.0	70 - 130	30
Acetone	ND	10	66	64	3.1	76	82	7.6	70 - 130	30
Acrylonitrile	ND	5.0	102	105	2.9	109	115	5.4	70 - 130	30
Benzene	ND	1.0	99	99	0.0	106	107	0.9	70 - 130	30
Bromobenzene	ND	5.0	100	101	1.0	105	106	0.9	70 - 130	30
Bromochloromethane	ND	5.0	100	104	3.9	109	112	2.7	70 - 130	30
Bromodichloromethane	ND	5.0	101	101	0.0	104	104	0.0	70 - 130	30
Bromoform	ND	5.0	103	103	0.0	102	105	2.9	70 - 130	30
Bromomethane	ND	5.0	98	101	3.0	96	98	2.1	70 - 130	30
Carbon Disulfide	ND	5.0	104	106	1.9	107	111	3.7	70 - 130	30
Carbon tetrachloride	ND	5.0	99	101	2.0	101	107	5.8	70 - 130	30
Chlorobenzene	ND	5.0	100	100	0.0	104	106	1.9	70 - 130	30
Chloroethane	ND	5.0	100	103	3.0	98	104	5.9	70 - 130	30
Chloroform	ND	5.0	95	98	3.1	104	105	1.0	70 - 130	30
Chloromethane	ND	5.0	90	91	1.1	83	87	4.7	70 - 130	30
cis-1,2-Dichloroethene	ND	5.0	103	104	1.0	113	116	2.6	70 - 130	30
cis-1,3-Dichloropropene	ND	5.0	103	102	1.0	108	106	1.9	70 - 130	30
Dibromochloromethane	ND	3.0	106	107	0.9	108	111	2.7	70 - 130	30
Dibromomethane	ND	5.0	102	101	1.0	106	106	0.0	70 - 130	30
Dichlorodifluoromethane	ND	5.0	84	85	1.2	65	69	6.0	70 - 130	30
Ethylbenzene	ND	1.0	100	100	0.0	104	109	4.7	70 - 130	30
Hexachlorobutadiene	ND	5.0	104	103	1.0	83	85	2.4	70 - 130	30
Isopropylbenzene	ND	1.0	105	102	2.9	108	114	5.4	70 - 130	30
m&p-Xylene	ND	2.0	100	101	1.0	104	108	3.8	70 - 130	30
Methyl ethyl ketone	ND	5.0	101	96	5.1	97	103	6.0	70 - 130	30
Methyl t-butyl ether (MTBE)	ND	1.0	100	100	0.0	105	103	1.9	70 - 130	30
Methylene chloride	ND	5.0	89	90	1.1	97	99	2.0	70 - 130	30
Naphthalene	ND	5.0	108	108	0.0	103	104	1.0	70 - 130	30
n-Butylbenzene	ND	1.0	105	104	1.0	97	103	6.0	70 - 130	30
n-Propylbenzene	ND	1.0	104	103	1.0	105	112	6.5	70 - 130	30
o-Xylene	ND	2.0	104	107	2.8	110	112	1.8	70 - 130	30
p-Isopropyltoluene	ND	1.0	105	104	1.0	101	107	5.8	70 - 130	30
sec-Butylbenzene	ND	1.0	107	108	0.9	106	113	6.4	70 - 130	30
Styrene	ND	5.0	103	105	1.9	106	107	0.9	70 - 130	30
tert-Butylbenzene	ND	1.0	102	102	0.0	103	110	6.6	70 - 130	30
Tetrachloroethene	ND	5.0	103	101	2.0	103	106	2.9	70 - 130	30
Tetrahydrofuran (THF)	ND	5.0	101	101	0.0	111	114	2.7	70 - 130	30
Toluene	ND	1.0	100	100	0.0	106	108	1.9	70 - 130	30
trans-1,2-Dichloroethene	ND	5.0	100	101	1.0	106	111	4.6	70 - 130	30
trans-1,3-Dichloropropene	ND	5.0	100	100	0.0	103	104	1.0	70 - 130	30
trans-1,4-dichloro-2-butene	ND	5.0	114	114	0.0	114	117	2.6	70 - 130	30
Trichloroethene	ND	5.0	100	99	1.0	106	109	2.8	70 - 130	30
Trichlorofluoromethane	ND	5.0	93	95	2.1	86	93	7.8	70 - 130	30
Trichlorotrifluoroethane	ND	5.0	99	101	2.0	97	102	5.0	70 - 130	30
Vinyl chloride	ND	5.0	92	94	2.2	85	93	9.0	70 - 130	30
% 1,2-dichlorobenzene-d4	100	%	101	99	2.0	99	99	0.0	70 - 130	30
% Bromofluorobenzene	97	%	100	100	0.0	98	98	0.0	70 - 130	30
% Dibromofluoromethane	102	%	102	103	1.0	102	104	1.9	70 - 130	30
% Toluene-d8	99	%	101	100	1.0	100	99	1.0	70 - 130	30

Comment:

Additional 8260 criteria: 10% of LCS/LCSD compounds can be outside of acceptance criteria as long as recovery is 40-160%.

QA/QC Data

SDG I.D.: GCC69590

Parameter	Blk		LCS %	LCSD %	LCS RPD	MS %	MSD %	MS RPD	% Rec Limits	% RPD Limits
	Blank	RL								
QA/QC Batch 471221 (ug/kg), QC Sample No: CC69590 (CC69590 (50X) , CC69592 (50X))										
Volatiles - Soil										
Trichloroethene	ND	5.0	108	107	0.9	116	119	2.6	70 - 130	30
% 1,2-dichlorobenzene-d4	100	%	99	98	1.0	99	100	1.0	70 - 130	30
% Bromofluorobenzene	95	%	99	101	2.0	102	102	0.0	70 - 130	30
% Dibromofluoromethane	102	%	105	103	1.9	99	100	1.0	70 - 130	30
% Toluene-d8	99	%	102	100	2.0	101	101	0.0	70 - 130	30


Comment:

Additional 8260 criteria: 10% of LCS/LCSD compounds can be outside of acceptance criteria as long as recovery is 40-160%.

- l = This parameter is outside laboratory LCS/LCSD specified recovery limits.
- m = This parameter is outside laboratory MS/MSD specified recovery limits.
- r = This parameter is outside laboratory RPD specified recovery limits.

If there are any questions regarding this data, please call Phoenix Client Services at extension 200.

- RPD - Relative Percent Difference
- LCS - Laboratory Control Sample
- LCSD - Laboratory Control Sample Duplicate
- MS - Matrix Spike
- MS Dup - Matrix Spike Duplicate
- NC - No Criteria
- Intf - Interference


 Phyllis Shiller, Laboratory Director
 March 27, 2019

Wednesday, March 27, 2019

Criteria: NY: 375, 375RRS

State: NY

Sample Criteria Exceedances Report

GCC69590 - ROCKBROKE

SampNo	Acode	Phoenix Analyte	Criteria	Result	RL	Criteria	RL Criteria	Analysis Units
CC69590	CR-SM	Chromium	NY / 375-6.8 Metals / Unrestricted Use Soil	62.3	0.38	30		mg/Kg
CC69590	NI-SM	Nickel	NY / 375-6.8 Metals / Unrestricted Use Soil	159	3.8	30	30	mg/Kg
CC69591	NI-SM	Nickel	NY / 375-6.8 Metals / Unrestricted Use Soil	30.3	0.35	30	30	mg/Kg
CC69592	\$8270-SMR	Dibenz(a,h)anthracene	NY / 375-6.8 Semivolatiles / Residential Restricted	420	260	330	330	ug/Kg
CC69592	\$8270-SMR	Benz(a)anthracene	NY / 375-6.8 Semivolatiles / Residential Restricted	2000	260	1000	1000	ug/Kg
CC69592	\$8270-SMR	Benzo(a)pyrene	NY / 375-6.8 Semivolatiles / Residential Restricted	1900	260	1000	1000	ug/Kg
CC69592	\$8270-SMR	Indeno(1,2,3-cd)pyrene	NY / 375-6.8 Semivolatiles / Residential Restricted	1200	260	500	500	ug/Kg
CC69592	\$8270-SMR	Benzo(b)fluoranthene	NY / 375-6.8 Semivolatiles / Residential Restricted	1800	260	1000	1000	ug/Kg
CC69592	\$8270-SMR	Indeno(1,2,3-cd)pyrene	NY / 375-6.8 Semivolatiles / Unrestricted Use Soil	1200	260	500	500	ug/Kg
CC69592	\$8270-SMR	Chrysene	NY / 375-6.8 Semivolatiles / Unrestricted Use Soil	2400	260	1000	1000	ug/Kg
CC69592	\$8270-SMR	Benzo(k)fluoranthene	NY / 375-6.8 Semivolatiles / Unrestricted Use Soil	1700	260	800	800	ug/Kg
CC69592	\$8270-SMR	Benzo(b)fluoranthene	NY / 375-6.8 Semivolatiles / Unrestricted Use Soil	1800	260	1000	1000	ug/Kg
CC69592	\$8270-SMR	Benzo(a)pyrene	NY / 375-6.8 Semivolatiles / Unrestricted Use Soil	1900	260	1000	1000	ug/Kg
CC69592	\$8270-SMR	Benzo(a)anthracene	NY / 375-6.8 Semivolatiles / Unrestricted Use Soil	2000	260	1000	1000	ug/Kg
CC69592	\$8270-SMR	Dibenz(a,h)anthracene	NY / 375-6.8 Semivolatiles / Unrestricted Use Soil	420	260	330	330	ug/Kg
CC69592	\$PESTSM_NY	4,4' -DDD	NY / 375-6.8 PCBs/Pesticides / Unrestricted Use Soil	33	2.3	3.3	3.3	ug/Kg
CC69592	\$PESTSM_NY	4,4' -DDT	NY / 375-6.8 PCBs/Pesticides / Unrestricted Use Soil	14	2.3	3.3	3.3	ug/Kg
CC69592	\$PESTSM_NY	Dieldrin	NY / 375-6.8 PCBs/Pesticides / Unrestricted Use Soil	14	3.8	5	5	ug/Kg
CC69592	BA-SM	Barium	NY / 375-6.8 Metals / Unrestricted Use Soil	373	0.39	350	350	mg/Kg
CC69592	CR-SM	Chromium	NY / 375-6.8 Metals / Unrestricted Use Soil	48.7	0.39	30		mg/Kg
CC69592	CU-SM	Copper	NY / 375-6.8 Metals / Unrestricted Use Soil	90.1	0.8	50	50	mg/kg
CC69592	HG-SM	Mercury	NY / 375-6.8 Metals / Residential Restricted	1.19	0.08	0.81	0.81	mg/Kg
CC69592	HG-SM	Mercury	NY / 375-6.8 Metals / Unrestricted Use Soil	1.19	0.08	0.18	0.18	mg/Kg
CC69592	NI-SM	Nickel	NY / 375-6.8 Metals / Unrestricted Use Soil	45.4	0.39	30	30	mg/Kg
CC69592	PB-SM	Lead	NY / 375-6.8 Metals / Residential Restricted	796	3.9	400	400	mg/Kg
CC69592	PB-SM	Lead	NY / 375-6.8 Metals / Unrestricted Use Soil	796	3.9	63	63	mg/Kg
CC69592	ZN-SM	Zinc	NY / 375-6.8 Metals / Unrestricted Use Soil	848	7.9	109	109	mg/Kg
CC69593	CR-SM	Chromium	NY / 375-6.8 Metals / Unrestricted Use Soil	39.4	0.40	30		mg/Kg
CC69594	CR-SM	Chromium	NY / 375-6.8 Metals / Unrestricted Use Soil	34.3	0.34	30		mg/Kg
CC69594	NI-SM	Nickel	NY / 375-6.8 Metals / Unrestricted Use Soil	42.7	0.34	30	30	mg/Kg
CC69594	PB-SM	Lead	NY / 375-6.8 Metals / Unrestricted Use Soil	103	0.34	63	63	mg/Kg
CC69594	ZN-SM	Zinc	NY / 375-6.8 Metals / Unrestricted Use Soil	214	6.8	109	109	mg/Kg
CC69596	\$8260SMRNY	Acetone	NY / 375-6.8 Volatiles / Unrestricted Use Soil	59	30	50	50	ug/Kg
CC69596	\$PESTSM_NY	4,4' -DDE	NY / 375-6.8 PCBs/Pesticides / Unrestricted Use Soil	12	2.4	3.3	3.3	ug/Kg
CC69596	\$PESTSM_NY	4,4' -DDT	NY / 375-6.8 PCBs/Pesticides / Unrestricted Use Soil	60	2.4	3.3	3.3	ug/Kg
CC69596	\$PESTSM_NY	4,4' -DDD	NY / 375-6.8 PCBs/Pesticides / Unrestricted Use Soil	8.8	2.4	3.3	3.3	ug/Kg
CC69596	\$PESTSM_NY	Dieldrin	NY / 375-6.8 PCBs/Pesticides / Unrestricted Use Soil	5.6	4.0	5	5	ug/Kg
CC69596	HG-SM	Mercury	NY / 375-6.8 Metals / Unrestricted Use Soil	0.33	0.03	0.18	0.18	mg/Kg

Wednesday, March 27, 2019

Criteria: NY: 375, 375RRS

State: NY

Sample Criteria Exceedances Report GCC69590 - ROCKBROKE

SampNo	Acode	Phoenix Analyte	Criteria	Result	RL	Criteria	RL Criteria	Analysis Units
CC69596	PB-SM	Lead	NY / 375-6.8 Metals / Residential Restricted	420	3.9	400	400	mg/Kg
CC69596	PB-SM	Lead	NY / 375-6.8 Metals / Unrestricted Use Soil	420	3.9	63	63	mg/Kg
CC69596	ZN-SM	Zinc	NY / 375-6.8 Metals / Unrestricted Use Soil	235	7.8	109	109	mg/Kg
CC69598	\$PESTSM_NY	4,4' -DDT	NY / 375-6.8 PCBs/Pesticides / Unrestricted Use Soil	8.4	2.2	3.3	3.3	ug/Kg
CC69600	CR-SM	Chromium	NY / 375-6.8 Metals / Unrestricted Use Soil	31.0	0.37	30		mg/Kg
CC69777	\$8260MER	Vinyl chloride	NY / 375-6.8 Volatiles / Unrestricted Use Soil	ND	25	20	20	ug/Kg
CC69777	\$8260MER	1,2-Dichloroethane	NY / 375-6.8 Volatiles / Unrestricted Use Soil	ND	25	20	20	ug/Kg
CC69777	\$8260MER	Acetone	NY / 375-6.8 Volatiles / Unrestricted Use Soil	ND	250	50	50	ug/Kg
CC69777	\$8260MER	Methylene chloride	NY / 375-6.8 Volatiles / Unrestricted Use Soil	ND	100	50	50	ug/Kg

Phoenix Laboratories does not assume responsibility for the data contained in this exceedance report. It is provided as an additional tool to identify requested criteria exceedences. All efforts are made to ensure the accuracy of the data (obtained from appropriate agencies). A lack of exceedence information does not necessarily suggest conformance to the criteria. It is ultimately the site professional's responsibility to determine appropriate compliance.



Environmental Laboratories, Inc.
587 East Middle Turnpike, P.O.Box 370, Manchester, CT 06045
Tel. (860) 645-1102 Fax (860) 645-0823



Analysis Comments

March 27, 2019

SDG I.D.: GCC69590

The following analysis comments are made regarding exceptions to criteria not already noted in the Analysis Report or QA/QC Report:

PEST Narration

AU-ECD4 03/19/19-1: CC69590, CC69591, CC69592, CC69593, CC69594, CC69595

The Endrin and DDT breakdown does not exceed 15% except for the following compounds:

319A021 (CC69592) - Endrin Breakdown (15%)

The Endrin and DDT breakdown does not exceed the maximum of 20% except for the following compounds: None. □

The following Continuing Calibration compounds did not meet % deviation criteria:

Samples: CC69590, CC69591, CC69592, CC69593

Preceding CC 319B022 - d-BHC 25%H (20%)

Succeeding CC 319B035 - d-BHC 29%H (20%)

Samples: CC69595

Preceding CC 319B035 - d-BHC 29%H (20%)

Succeeding CC 319B049 - d-BHC 26%H (20%)

Samples: CC69594

Preceding CC 319B049 - d-BHC 26%H (20%)

Succeeding CC 319B060 - d-BHC 31%H (20%)

AU-ECD7 03/20/19-2: CC69596, CC69597, CC69598, CC69599, CC69600

The following Continuing Calibration compounds did not meet % deviation criteria:

Samples: CC69596, CC69597, CC69598, CC69599, CC69600

Preceding CC 320B055 - 4,4'-DDD 48%L (20%), 4,4'-DDE 25%L (20%)

Succeeding CC 320B080 - None.

A low "1A" standard was run after the samples to demonstrate capability to detect any compounds outside of the CC acceptance criteria. All reported samples were ND for the affected compounds.

SVOA Narration

CHEM19 03/19/19-1: CC69590, CC69591, CC69592, CC69593, CC69594, CC69595, CC69596, CC69597, CC69598, CC69599, CC69600

The following Initial Calibration compounds did not meet RSD% criteria: 4,6-Dinitro-2-methylphenol 30% (20%), Benzoic acid 28% (20%), Hexachlorocyclopentadiene 23% (20%)

The following Initial Calibration compounds did not meet maximum RSD% criteria: None.

The following Initial Calibration compounds did not meet recommended response factors: 2,4-Dinitrophenol 0 (0.01), 2-Nitrophenol 0.064 (0.1), Hexachlorobenzene 0.098 (0.1), Pentachlorophenol 0 (0.05)

The following Initial Calibration compounds did not meet minimum response factors: 2,4-Dinitrophenol 0 (0.01), Pentachlorophenol 0 (0.01)

The following Continuing Calibration compounds did not meet recommended response factors: 2-Nitrophenol 0.076 (0.1), Hexachlorobenzene 0.099 (0.1)

The following Continuing Calibration compounds did not meet minimum response factors: None.

Up to eight compounds can be outside of ICAL %RSD criteria and up to sixteen compounds can be outside of CCAL %Dev criteria if less than 40%.

CHEM19 03/20/19-1: CC69590, CC69591, CC69592, CC69593, CC69594, CC69595, CC69596, CC69597, CC69598, CC69599, CC69600



Environmental Laboratories, Inc.
587 East Middle Turnpike, P.O.Box 370, Manchester, CT 06045
Tel. (860) 645-1102 Fax (860) 645-0823



Analysis Comments

March 27, 2019

SDG I.D.: GCC69590

The following Initial Calibration compounds did not meet RSD% criteria: 4,6-Dinitro-2-methylphenol 30% (20%), Benzoic acid 28% (20%), Hexachlorocyclopentadiene 23% (20%)

The following Initial Calibration compounds did not meet maximum RSD% criteria: None.

The following Initial Calibration compounds did not meet recommended response factors: 2,4-Dinitrophenol 0 (0.01), 2-Nitrophenol 0.064 (0.1), Hexachlorobenzene 0.098 (0.1), Pentachlorophenol 0 (0.05)

The following Initial Calibration compounds did not meet minimum response factors: 2,4-Dinitrophenol 0 (0.01), Pentachlorophenol 0 (0.01)

The following Continuing Calibration compounds did not meet recommended response factors: 2-Nitrophenol 0.076 (0.1), Hexachlorobenzene 0.099 (0.1)

The following Continuing Calibration compounds did not meet minimum response factors: None.

Up to eight compounds can be outside of ICAL %RSD criteria and up to sixteen compounds can be outside of CCAL %Dev criteria if less than 40%.

VOA Narration

CHEM26 03/19/19-1: CC69590, CC69591, CC69592, CC69593, CC69594, CC69595, CC69596, CC69597, CC69598, CC69599, CC69600, CC69776, CC69777

The following Initial Calibration compounds did not meet RSD% criteria: Acetone 38% (20%)

The following Initial Calibration compounds did not meet maximum RSD% criteria: None.

Up to eight compounds can be outside of ICAL %RSD criteria and up to sixteen compounds can be outside of CCAL %Dev criteria if less than 40%.



Environmental Laboratories, Inc.
587 East Middle Turnpike, P.O.Box 370, Manchester, CT 06045
Tel. (860) 645-1102 Fax (860) 645-0823



NY Temperature Narration

March 27, 2019

SDG I.D.: GCC69590

The samples in this delivery group were received at 1.8°C.
(Note acceptance criteria for relevant matrices is above freezing up to 6°C)



NY/NJ/PA CHAIN OF CUSTODY RECORD

587 East Middle Turnpike, P.O. Box 370, Manchester, CT 06040
 Email: info@phoenixlabs.com Fax (860) 645-0823
 Client Services (860) 645-8726

Customer: Rock Brokerage
 Address: 170 Lee Ave
BROOKLYN, NY

Project: 297 Wallabout
 Report to: Mushe Manheit
 Invoice to: Mushe Manheit
 QUOTE #: _____

Project P.O.: _____

This section MUST be completed with Bottle Quantities.

Temp: 1 C 1 Pg of _____
 Contact Options:
 Phone: _____
 Fax: _____
 Email: _____

Coolant: IPK ICE No
 Cooler: Yes No

Client Sample - Information - Identification
 Sampler's Signature: [Signature] Date: 3/18/19

Matrix Code:
 DW=Drinking Water GW=Ground Water SW=Surface Water WW=Waste Water
 RW=Raw Water SE=Sediment SL=Sludge S=Soil SD=Solid W=Wipe
 OIL=Oil B=Bulk L=Liquid

PHOENIX USE ONLY SAMPLE #	Customer Sample Identification	Sample Matrix	Date Sampled	Time Sampled
109590	SB-3(0-2)	S	3/18/19	0750
109591	SB-3(10-12)			0800
109592	SB-5(0-2)			0815
109593	SB-5(10-12)			0830
109594	SB-4(0-2)			0845
109595	SB-4(10-12)			0855
109596	SB-1(0-2)			0910
109597	SB-1(10-12)			0920
109598	SB-2(0-2)			0945
109599	SB-2(10-12)			0955
109600	DUP(190318)			0955

Relinquished by: [Signature] Accepted by: [Signature] Date: 3/18/19

Time: 2:15
 Date: 3/18/19
[Signature]

Comments, Special Requirements or Regulations:
pg 1 of 2
TB LL - 69776
TB HL - 69777

Date Format:
 Phoenix Std Report
 Excel
 PDF
 GIS/Key

EquiS
 NJ Hazsite EDD
 NY EZ EDD (ASP)
 Other

Analysis Request
VOCs 8260
pest PCB
TAL METALS

GL Amber 8 oz. W/H3PO4	GL Soil container () oz	GL Amber 100ml Vial () oz	PL Amber 100ml () [As] [HCl]	PL As is () [250ml] [As] [H2SO4]	PL H2SO4 () [250ml] [As] [H2SO4]	PL NAOH 250ml () [1000ml]	Bacteria Bottle with ()	Bacteria Bottle as is ()
3	1							
3	1							
3	1							
3	1							
3	1							
3	1							
3	1							
3	1							
3	1							
3	1							
3	1							
3	1							

Turnaround:
 1 Day*
 2 Days*
 3 Days*
 5 Days
 10 Days
 Other
 * SURCHARGE

NJ
 Res. Criteria
 Non-Res. Criteria
 Impact to GW Soil
 Cleanup Criteria
 Impact to GW soil screen
 Criteria
 GW Criteria

NY
 TOGS GW
 CP-51 SOIL
 375SSCO
 Unrestricted Soil
 375SSCO
 Residential Soil
 375SSCO
 Residential
 375SSCO
 Commercial Soil
 375SSCO
 Industrial Soil
 Subpart 5 DW

PA
 Clean Fill Limits
 PA-GW
 Reg Fill Limits
 PA Soil Restricted
 PA Soil non-restricted

State Samples Collected?
NY

Data Package:
 NJ Reduced Deliv.*
 NY Enhanced (ASP B)*

Lisa Arnold

From: Moshe Monheit <moshe@rockbrokerage.com>
Sent: Monday, March 25, 2019 9:13 AM
To: Lisa Arnold
Subject: RE: 1,4-dioxane add on

Good Morning Lisa,

Good morning, please have the lab report provide the data compared to the following:

Soil - NYS Unrestricted Use and NYS Restricted Residential.
Groundwater – NYSDEC AWQS – TOGS
Soil Vapor – NYSDOH Matrix B

Thanks!



THE SOIL REMOVAL ROCKSTAR®

Moshe Monheit, Controller

Tel 718.858.6655 #201
Cell 917.407.5735
Fax 718.858.6656
Email moshe@rockbrokerage.com
Web www.rockbrokerage.com

From: Conlon, Mari <MConlon@haleyaldrich.com>
Sent: Tuesday, March 19, 2019 11:49 AM
To: lisa@phoenixlabs.com
Cc: Moshe Monheit <moshe@rockbrokerage.com>
Subject: 1,4-dioxane add on

Lisa,

As discussed on the phone, we need to add one more analyses that was not on the chain.

Can you please add 1,4-dioxane to groundwater sample TW-3 from 297 Wallabout Street, Brooklyn, NY. Samples picked up at the site yesterday at 14:15.

VOC method is fine.

If not enough volume in TW-3 please try one of the other samples is also ok (TW-2 or TW-1). We just need one groundwater sample run for 1,4-dioxane.

Thanks,

Mari Cate Conlon
Project Manager



Thursday, April 04, 2019

Attn: Moshe Monheit
Rock Brokerage
170 Lee Avenue
Brooklyn NY 11211

Project ID: 297 WALLABOUT
SDG ID: GCC69571
Sample ID#s: CC69571 - CC69574

This laboratory is in compliance with the NELAC requirements of procedures used except where indicated.

This report contains results for the parameters tested, under the sampling conditions described on the Chain Of Custody, as received by the laboratory. This report is incomplete unless all pages indicated in the pagination at the bottom of the page are included.

A scanned version of the COC form accompanies the analytical report and is an exact duplicate of the original.

If you are the client above and have any questions concerning this testing, please do not hesitate to contact Phoenix Client Services at ext.200. The contents of this report cannot be discussed with anyone other than the client listed above without their written consent.

Sincerely yours,

A handwritten signature in black ink that reads "Phyllis Shiller". The signature is written in a cursive style.

Phyllis/Shiller
Laboratory Director

NELAC - #NY11301
CT Lab Registration #PH-0618
MA Lab Registration #M-CT007
ME Lab Registration #CT-007
NH Lab Registration #213693-A,B

NJ Lab Registration #CT-003
NY Lab Registration #11301
PA Lab Registration #68-03530
RI Lab Registration #63
UT Lab Registration #CT00007
VT Lab Registration #VT11301



Environmental Laboratories, Inc.
587 East Middle Turnpike, P.O.Box 370, Manchester, CT 06045
Tel. (860) 645-1102 Fax (860) 645-0823



SDG Comments

April 04, 2019

SDG I.D.: GCC69571

8260 Volatile Organics:

1,2-Dibromoethane, 1,2,3 Trichloropropane, and 1,2-Dibromo-3-chloropropane do not meet NY TOGS GA criteria, these compounds are analyzed by GC/ECD method 504 or 8011 to achieve this criteria.

SIM Analysis:

The lowest possible reporting limit under SIM conditions is 0.02 ug/L. The NY TOGS GA criteria for some PAHs is 0.002 ug/L. This level can not be achieved.

8081 Pesticides:

Toxaphene is reported to the lowest possible reporting level. The NY TOGS criteria for this compound can not be achieved.



Environmental Laboratories, Inc.
587 East Middle Turnpike, P.O.Box 370, Manchester, CT 06045
Tel. (860) 645-1102 Fax (860) 645-0823



Sample Id Cross Reference

April 04, 2019

SDG I.D.: GCC69571

Project ID: 297 WALLABOUT

Client Id	Lab Id	Matrix
TW-3	CC69571	GROUND WATER
TW-2	CC69572	GROUND WATER
TW-1	CC69573	GROUND WATER
FIELD BLANK	CC69574	WATER



Environmental Laboratories, Inc.
 587 East Middle Turnpike, P.O.Box 370, Manchester, CT 06045
 Tel. (860) 645-1102 Fax (860) 645-0823



Analysis Report

April 04, 2019

FOR: Attn: Moshe Monheit
 Rock Brokerage
 170 Lee Avenue
 Brooklyn NY 11211

Sample Information

Matrix: GROUND WATER
 Location Code: ROCKBROKE
 Rush Request: Standard
 P.O.#:

Custody Information

Collected by:
 Received by: CP
 Analyzed by: see "By" below

Date

03/18/19
 03/18/19

Time

8:40
 17:46

Laboratory Data

SDG ID: GCC69571
 Phoenix ID: CC69571

Project ID: 297 WALLABOUT
 Client ID: TW-3

Parameter	Result	RL/ PQL	Units	Dilution	Date/Time	By	Reference
Silver	< 0.002	0.002	mg/L	1	03/21/19	CPP	SW6010D
Aluminum	4.61	0.010	mg/L	1	03/21/19	CPP	SW6010D
Arsenic	0.008	0.004	mg/L	1	03/21/19	CPP	SW6010D
Barium	0.136	0.002	mg/L	1	03/21/19	CPP	SW6010D
Beryllium	< 0.001	0.001	mg/L	1	03/21/19	CPP	SW6010D
Calcium	194	0.10	mg/L	10	03/22/19	TH	SW6010D
Cadmium	< 0.001	0.001	mg/L	1	03/21/19	CPP	SW6010D
Cobalt	0.020	0.002	mg/L	1	03/21/19	CPP	SW6010D
Chromium	0.025	0.001	mg/L	1	03/21/19	CPP	SW6010D
Copper	0.036	0.005	mg/L	1	03/21/19	CPP	SW6010D
Silver (Dissolved)	< 0.001	0.001	mg/L	1	03/20/19	CPP	SW6010D
Aluminum (Dissolved)	0.072	0.011	mg/L	1	03/20/19	CPP	SW6010D
Arsenic (Dissolved)	< 0.004	0.004	mg/L	1	03/20/19	CPP	SW6010D
Barium (Dissolved)	0.092	0.002	mg/L	1	03/20/19	CPP	SW6010D
Beryllium (Dissolved)	< 0.001	0.001	mg/L	1	03/20/19	CPP	SW6010D
Calcium (Dissolved)	171	0.11	mg/L	10	03/22/19	TH	SW6010D
Cadmium (Dissolved)	< 0.001	0.001	mg/L	1	03/20/19	CPP	SW6010D
Cobalt (Dissolved)	0.015	0.001	mg/L	1	03/20/19	CPP	SW6010D
Chromium (Dissolved)	< 0.001	0.001	mg/L	1	03/20/19	CPP	SW6010D
Copper (Dissolved)	< 0.005	0.005	mg/L	1	03/20/19	CPP	SW6010D
Iron (Dissolved)	9.72	0.011	mg/L	1	03/20/19	CPP	SW6010D
Mercury (Dissolved)	< 0.0002	0.0002	mg/L	1	03/20/19	RS	SW7470A
Potassium (Dissolved)	12.7	0.1	mg/L	1	03/20/19	CPP	SW6010D
Magnesium (Dissolved)	11.3	0.01	mg/L	1	03/20/19	CPP	SW6010D
Manganese (Dissolved)	2.38	0.011	mg/L	10	03/22/19	TH	SW6010D
Sodium (Dissolved)	58.4	1.1	mg/L	10	03/22/19	TH	SW6010D
Nickel (Dissolved)	0.044	0.001	mg/L	1	03/20/19	CPP	SW6010D
Lead (Dissolved)	< 0.002	0.002	mg/L	1	03/20/19	CPP	SW6010D

Client ID: TW-3

Parameter	Result	RL/ PQL	Units	Dilution	Date/Time	By	Reference
Antimony (Dissolved)	< 0.003	0.003	mg/L	1	03/20/19	CPP	SW6010D
Selenium (Dissolved)	< 0.01	0.01	mg/L	1	03/20/19	CPP	SW6010D
Thallium (Dissolved)	< 0.0005	0.0005	mg/L	5	03/21/19	CPP	SW6020B
Vanadium (Dissolved)	< 0.002	0.002	mg/L	1	03/20/19	CPP	SW6010D
Zinc (Dissolved)	< 0.002	0.002	mg/L	1	03/20/19	CPP	SW6010D
Iron	35.6	0.010	mg/L	1	03/21/19	CPP	SW6010D
Mercury	< 0.0002	0.0002	mg/L	1	03/20/19	RS	SW7470A
Potassium	14.5	0.1	mg/L	1	03/21/19	CPP	SW6010D
Magnesium	12.1	0.010	mg/L	1	03/21/19	CPP	SW6010D
Manganese	2.67	0.010	mg/L	10	03/22/19	TH	SW6010D
Sodium	55.2	1.0	mg/L	10	03/22/19	TH	SW6010D
Nickel	0.069	0.001	mg/L	1	03/21/19	CPP	SW6010D
Lead	0.005	0.002	mg/L	1	03/21/19	CPP	SW6010D
Antimony	0.011	0.003	mg/L	1	03/21/19	EK	SW6010D
Selenium	< 0.010	0.010	mg/L	1	03/21/19	CPP	SW6010D
Thallium	< 0.0005	0.0005	mg/L	5	03/21/19	CPP	SW6020B
Vanadium	0.013	0.002	mg/L	1	03/21/19	CPP	SW6010D
Zinc	0.016	0.004	mg/L	1	03/21/19	CPP	SW6010D
Filtration	Completed				03/19/19	AG	0.45um Filter
Dissolved Mercury Digestion	Completed				03/19/19	W/W	SW7470A
Mercury Digestion	Completed				03/19/19	Q/W/W	SW7470A
PCB Extraction (2 Liter)	Completed				03/18/19	E/N	SW3510C
Extraction for Pest (2 Liter)	Completed				03/18/19	E/N	SW3510C
Semi-Volatile Extraction	Completed				03/18/19	PI/AK/D	SW3520C
Dissolved Metals Preparation	Completed				03/19/19	AG	SW3005A
Dissolved Metals Preparation	Completed				03/19/19	AG	SW3005A
Total Metals Digestion	Completed				03/20/19	AG	
Total Metals Digestion MS	Completed				03/19/19	AG	
PFAS	Completed				04/01/19	*	SOP 434-PFAAS C

Polychlorinated Biphenyls

PCB-1016	ND	0.047	ug/L	1	03/19/19	SC	SW8082A
PCB-1221	ND	0.047	ug/L	1	03/19/19	SC	SW8082A
PCB-1232	ND	0.047	ug/L	1	03/19/19	SC	SW8082A
PCB-1242	ND	0.047	ug/L	1	03/19/19	SC	SW8082A
PCB-1248	ND	0.047	ug/L	1	03/19/19	SC	SW8082A
PCB-1254	ND	0.047	ug/L	1	03/19/19	SC	SW8082A
PCB-1260	ND	0.047	ug/L	1	03/19/19	SC	SW8082A
PCB-1262	ND	0.047	ug/L	1	03/19/19	SC	SW8082A
PCB-1268	ND	0.047	ug/L	1	03/19/19	SC	SW8082A

QA/QC Surrogates

% DCBP	61		%	1	03/19/19	SC	30 - 150 %
% DCBP (Confirmation)	50		%	1	03/19/19	SC	30 - 150 %
% TCMX	79		%	1	03/19/19	SC	30 - 150 %
% TCMX (Confirmation)	66		%	1	03/19/19	SC	30 - 150 %

Pesticides

4,4' -DDD	ND	0.009	ug/L	1	03/21/19	CW	SW8081B
4,4' -DDE	ND	0.009	ug/L	1	03/21/19	CW	SW8081B
4,4' -DDT	ND	0.009	ug/L	1	03/21/19	CW	SW8081B

Client ID: TW-3

Parameter	Result	RL/ PQL	Units	Dilution	Date/Time	By	Reference
a-BHC	ND	0.005	ug/L	1	03/21/19	CW	SW8081B
a-chlordane	ND	0.009	ug/L	1	03/21/19	CW	SW8081B
Alachlor	ND	0.071	ug/L	1	03/21/19	CW	SW8081B
Aldrin	ND	0.001	ug/L	1	03/21/19	CW	SW8081B
b-BHC	ND	0.005	ug/L	1	03/21/19	CW	SW8081B
Chlordane	ND	0.05	ug/L	1	03/21/19	CW	SW8081B
d-BHC	ND	0.005	ug/L	1	03/21/19	CW	SW8081B
Dieldrin	ND	0.001	ug/L	1	03/21/19	CW	SW8081B
Endosulfan I	ND	0.009	ug/L	1	03/21/19	CW	SW8081B
Endosulfan II	ND	0.009	ug/L	1	03/21/19	CW	SW8081B
Endosulfan Sulfate	ND	0.009	ug/L	1	03/21/19	CW	SW8081B
Endrin	ND	0.009	ug/L	1	03/21/19	CW	SW8081B
Endrin Aldehyde	ND	0.009	ug/L	1	03/21/19	CW	SW8081B
Endrin ketone	ND	0.009	ug/L	1	03/21/19	CW	SW8081B
g-BHC (Lindane)	ND	0.005	ug/L	1	03/21/19	CW	SW8081B
g-chlordane	ND	0.009	ug/L	1	03/21/19	CW	SW8081B
Heptachlor	ND	0.009	ug/L	1	03/21/19	CW	SW8081B
Heptachlor epoxide	ND	0.009	ug/L	1	03/21/19	CW	SW8081B
Methoxychlor	ND	0.094	ug/L	1	03/21/19	CW	SW8081B
Toxaphene	ND	0.24	ug/L	1	03/21/19	CW	SW8081B
<u>QA/QC Surrogates</u>							
%DCBP (Surrogate Rec)	40		%	1	03/21/19	CW	30 - 150 %
%DCBP (Surrogate Rec) (Confirmation)	64		%	1	03/21/19	CW	30 - 150 %
%TCMX (Surrogate Rec)	40		%	1	03/21/19	CW	30 - 150 %
%TCMX (Surrogate Rec) (Confirmation)	137		%	1	03/21/19	CW	30 - 150 %
<u>Volatiles</u>							
1,1,1,2-Tetrachloroethane	ND	1.0	ug/L	1	03/19/19	MH	SW8260C
1,1,1-Trichloroethane	ND	1.0	ug/L	1	03/19/19	MH	SW8260C
1,1,2,2-Tetrachloroethane	ND	0.50	ug/L	1	03/19/19	MH	SW8260C
1,1,2-Trichloroethane	ND	1.0	ug/L	1	03/19/19	MH	SW8260C
1,1-Dichloroethane	ND	1.0	ug/L	1	03/19/19	MH	SW8260C
1,1-Dichloroethene	ND	1.0	ug/L	1	03/19/19	MH	SW8260C
1,1-Dichloropropene	ND	1.0	ug/L	1	03/19/19	MH	SW8260C
1,2,3-Trichlorobenzene	ND	1.0	ug/L	1	03/19/19	MH	SW8260C
1,2,3-Trichloropropane	ND	1.0	ug/L	1	03/19/19	MH	SW8260C
1,2,4-Trichlorobenzene	ND	1.0	ug/L	1	03/19/19	MH	SW8260C
1,2,4-Trimethylbenzene	ND	1.0	ug/L	1	03/19/19	MH	SW8260C
1,2-Dibromo-3-chloropropane	ND	1.0	ug/L	1	03/19/19	MH	SW8260C
1,2-Dibromoethane	ND	1.0	ug/L	1	03/19/19	MH	SW8260C
1,2-Dichlorobenzene	ND	1.0	ug/L	1	03/19/19	MH	SW8260C
1,2-Dichloroethane	ND	0.60	ug/L	1	03/19/19	MH	SW8260C
1,2-Dichloropropane	ND	1.0	ug/L	1	03/19/19	MH	SW8260C
1,3,5-Trimethylbenzene	ND	1.0	ug/L	1	03/19/19	MH	SW8260C
1,3-Dichlorobenzene	ND	1.0	ug/L	1	03/19/19	MH	SW8260C
1,3-Dichloropropane	ND	1.0	ug/L	1	03/19/19	MH	SW8260C
1,4-Dichlorobenzene	ND	1.0	ug/L	1	03/19/19	MH	SW8260C
2,2-Dichloropropane	ND	1.0	ug/L	1	03/19/19	MH	SW8260C
2-Chlorotoluene	ND	1.0	ug/L	1	03/19/19	MH	SW8260C
2-Hexanone	ND	5.0	ug/L	1	03/19/19	MH	SW8260C

Client ID: TW-3

Parameter	Result	RL/ PQL	Units	Dilution	Date/Time	By	Reference
2-Isopropyltoluene	ND	1.0	ug/L	1	03/19/19	MH	SW8260C
4-Chlorotoluene	ND	1.0	ug/L	1	03/19/19	MH	SW8260C
4-Methyl-2-pentanone	ND	5.0	ug/L	1	03/19/19	MH	SW8260C
Acetone	ND	25	ug/L	1	03/19/19	MH	SW8260C
Acrylonitrile	ND	1.0	ug/L	1	03/19/19	MH	SW8260C
Benzene	ND	0.70	ug/L	1	03/19/19	MH	SW8260C
Bromobenzene	ND	1.0	ug/L	1	03/19/19	MH	SW8260C
Bromochloromethane	ND	1.0	ug/L	1	03/19/19	MH	SW8260C
Bromodichloromethane	ND	0.50	ug/L	1	03/19/19	MH	SW8260C
Bromoform	ND	1.0	ug/L	1	03/19/19	MH	SW8260C
Bromomethane	ND	1.0	ug/L	1	03/19/19	MH	SW8260C
Carbon Disulfide	ND	5.0	ug/L	1	03/19/19	MH	SW8260C
Carbon tetrachloride	ND	1.0	ug/L	1	03/19/19	MH	SW8260C
Chlorobenzene	ND	1.0	ug/L	1	03/19/19	MH	SW8260C
Chloroethane	ND	1.0	ug/L	1	03/19/19	MH	SW8260C
Chloroform	ND	1.0	ug/L	1	03/19/19	MH	SW8260C
Chloromethane	ND	1.0	ug/L	1	03/19/19	MH	SW8260C
cis-1,2-Dichloroethene	7.6	1.0	ug/L	1	03/19/19	MH	SW8260C
cis-1,3-Dichloropropene	ND	0.40	ug/L	1	03/19/19	MH	SW8260C
Dibromochloromethane	ND	0.50	ug/L	1	03/19/19	MH	SW8260C
Dibromomethane	ND	1.0	ug/L	1	03/19/19	MH	SW8260C
Dichlorodifluoromethane	ND	1.0	ug/L	1	03/19/19	MH	SW8260C
Ethylbenzene	ND	1.0	ug/L	1	03/19/19	MH	SW8260C
Hexachlorobutadiene	ND	0.40	ug/L	1	03/19/19	MH	SW8260C
Isopropylbenzene	ND	1.0	ug/L	1	03/19/19	MH	SW8260C
m&p-Xylene	ND	1.0	ug/L	1	03/19/19	MH	SW8260C
Methyl ethyl ketone	ND	5.0	ug/L	1	03/19/19	MH	SW8260C
Methyl t-butyl ether (MTBE)	ND	1.0	ug/L	1	03/19/19	MH	SW8260C
Methylene chloride	ND	1.0	ug/L	1	03/19/19	MH	SW8260C
Naphthalene	ND	1.0	ug/L	1	03/19/19	MH	SW8260C
n-Butylbenzene	ND	1.0	ug/L	1	03/19/19	MH	SW8260C
n-Propylbenzene	ND	1.0	ug/L	1	03/19/19	MH	SW8260C
o-Xylene	ND	1.0	ug/L	1	03/19/19	MH	SW8260C
p-Isopropyltoluene	ND	1.0	ug/L	1	03/19/19	MH	SW8260C
sec-Butylbenzene	ND	1.0	ug/L	1	03/19/19	MH	SW8260C
Styrene	ND	1.0	ug/L	1	03/19/19	MH	SW8260C
tert-Butylbenzene	ND	1.0	ug/L	1	03/19/19	MH	SW8260C
Tetrachloroethene	ND	1.0	ug/L	1	03/19/19	MH	SW8260C
Tetrahydrofuran (THF)	ND	2.5	ug/L	1	03/19/19	MH	SW8260C
Toluene	ND	1.0	ug/L	1	03/19/19	MH	SW8260C
Total Xylenes	ND	1.0	ug/L	1	03/19/19	MH	SW8260C
trans-1,2-Dichloroethene	ND	1.0	ug/L	1	03/19/19	MH	SW8260C
trans-1,3-Dichloropropene	ND	0.40	ug/L	1	03/19/19	MH	SW8260C
trans-1,4-dichloro-2-butene	ND	5.0	ug/L	1	03/19/19	MH	SW8260C
Trichloroethene	2.6	1.0	ug/L	1	03/19/19	MH	SW8260C
Trichlorofluoromethane	ND	1.0	ug/L	1	03/19/19	MH	SW8260C
Trichlorotrifluoroethane	ND	1.0	ug/L	1	03/19/19	MH	SW8260C
Vinyl chloride	6.2	1.0	ug/L	1	03/19/19	MH	SW8260C

QA/QC Surrogates

Client ID: TW-3

Parameter	Result	RL/ PQL	Units	Dilution	Date/Time	By	Reference
% 1,2-dichlorobenzene-d4	100		%	1	03/19/19	MH	70 - 130 %
% Bromofluorobenzene	97		%	1	03/19/19	MH	70 - 130 %
% Dibromofluoromethane	96		%	1	03/19/19	MH	70 - 130 %
% Toluene-d8	98		%	1	03/19/19	MH	70 - 130 %
Semivolatiles							
1,2,4,5-Tetrachlorobenzene	ND	3.3	ug/L	1	03/21/19	WB	SW8270D
1,2,4-Trichlorobenzene	ND	4.7	ug/L	1	03/21/19	WB	SW8270D
1,2-Dichlorobenzene	ND	2.4	ug/L	1	03/21/19	WB	SW8270D
1,2-Diphenylhydrazine	ND	4.7	ug/L	1	03/21/19	WB	SW8270D
1,3-Dichlorobenzene	ND	2.4	ug/L	1	03/21/19	WB	SW8270D
1,4-Dichlorobenzene	ND	2.4	ug/L	1	03/21/19	WB	SW8270D
2,4,5-Trichlorophenol	ND	0.94	ug/L	1	03/21/19	WB	SW8270D
2,4,6-Trichlorophenol	ND	0.94	ug/L	1	03/21/19	WB	SW8270D
2,4-Dichlorophenol	ND	0.94	ug/L	1	03/21/19	WB	SW8270D
2,4-Dimethylphenol	ND	0.94	ug/L	1	03/21/19	WB	SW8270D
2,4-Dinitrophenol	ND	0.94	ug/L	1	03/21/19	WB	SW8270D
2,4-Dinitrotoluene	ND	4.7	ug/L	1	03/21/19	WB	SW8270D
2,6-Dinitrotoluene	ND	4.7	ug/L	1	03/21/19	WB	SW8270D
2-Chloronaphthalene	ND	4.7	ug/L	1	03/21/19	WB	SW8270D
2-Chlorophenol	ND	0.94	ug/L	1	03/21/19	WB	SW8270D
2-Methylphenol (o-cresol)	ND	0.94	ug/L	1	03/21/19	WB	SW8270D
2-Nitroaniline	ND	4.7	ug/L	1	03/21/19	WB	SW8270D
2-Nitrophenol	ND	0.94	ug/L	1	03/21/19	WB	SW8270D
3&4-Methylphenol (m&p-cresol)	ND	9.4	ug/L	1	03/21/19	WB	SW8270D
3,3'-Dichlorobenzidine	ND	4.7	ug/L	1	03/21/19	WB	SW8270D
3-Nitroaniline	ND	4.7	ug/L	1	03/21/19	WB	SW8270D
4,6-Dinitro-2-methylphenol	ND	0.94	ug/L	1	03/21/19	WB	SW8270D
4-Bromophenyl phenyl ether	ND	4.7	ug/L	1	03/21/19	WB	SW8270D
4-Chloro-3-methylphenol	ND	0.94	ug/L	1	03/21/19	WB	SW8270D
4-Chloroaniline	ND	4.7	ug/L	1	03/21/19	WB	SW8270D
4-Chlorophenyl phenyl ether	ND	0.94	ug/L	1	03/21/19	WB	SW8270D
4-Nitroaniline	ND	4.7	ug/L	1	03/21/19	WB	SW8270D
4-Nitrophenol	ND	0.94	ug/L	1	03/21/19	WB	SW8270D
Acetophenone	ND	4.7	ug/L	1	03/21/19	WB	SW8270D
Aniline	ND	4.7	ug/L	1	03/21/19	WB	SW8270D
Benzidine	ND	4.7	ug/L	1	03/21/19	WB	SW8270D
Benzoic acid	ND	4.7	ug/L	1	03/21/19	WB	SW8270D
Benzyl butyl phthalate	ND	4.7	ug/L	1	03/21/19	WB	SW8270D
Bis(2-chloroethoxy)methane	ND	4.7	ug/L	1	03/21/19	WB	SW8270D
Bis(2-chloroethyl)ether	ND	0.94	ug/L	1	03/21/19	WB	SW8270D
Bis(2-chloroisopropyl)ether	ND	4.7	ug/L	1	03/21/19	WB	SW8270D
Bis(2-ethylhexyl)phthalate	ND	0.94	ug/L	1	03/21/19	WB	SW8270D
Carbazole	ND	4.7	ug/L	1	03/21/19	WB	SW8270D
Dibenzofuran	ND	4.7	ug/L	1	03/21/19	WB	SW8270D
Diethyl phthalate	ND	4.7	ug/L	1	03/21/19	WB	SW8270D
Dimethylphthalate	ND	4.7	ug/L	1	03/21/19	WB	SW8270D
Di-n-butylphthalate	ND	4.7	ug/L	1	03/21/19	WB	SW8270D
Di-n-octylphthalate	ND	4.7	ug/L	1	03/21/19	WB	SW8270D
Hexachloroethane	ND	0.94	ug/L	1	03/21/19	WB	SW8270D

Client ID: TW-3

Parameter	Result	RL/ PQL	Units	Dilution	Date/Time	By	Reference
Isophorone	ND	4.7	ug/L	1	03/21/19	WB	SW8270D
N-Nitrosodi-n-propylamine	ND	4.7	ug/L	1	03/21/19	WB	SW8270D
N-Nitrosodiphenylamine	ND	4.7	ug/L	1	03/21/19	WB	SW8270D
Pentachloronitrobenzene	ND	2.4	ug/L	1	03/21/19	WB	SW8270D
Phenol	ND	0.94	ug/L	1	03/21/19	WB	SW8270D
<u>QA/QC Surrogates</u>							
% 2,4,6-Tribromophenol	92		%	1	03/21/19	WB	15 - 110 %
% 2-Fluorobiphenyl	76		%	1	03/21/19	WB	30 - 130 %
% 2-Fluorophenol	36		%	1	03/21/19	WB	15 - 110 %
% Nitrobenzene-d5	66		%	1	03/21/19	WB	30 - 130 %
% Phenol-d5	49		%	1	03/21/19	WB	15 - 110 %
% Terphenyl-d14	75		%	1	03/21/19	WB	30 - 130 %
<u>Semivolatiles (SIM)</u>							
2-Methylnaphthalene	ND	0.47	ug/L	1	03/20/19	MR	SW8270D (SIM)
Acenaphthene	ND	0.47	ug/L	1	03/20/19	MR	SW8270D (SIM)
Acenaphthylene	ND	0.47	ug/L	1	03/20/19	MR	SW8270D (SIM)
Anthracene	ND	0.47	ug/L	1	03/20/19	MR	SW8270D (SIM)
Benz(a)anthracene	ND	0.02	ug/L	1	03/20/19	MR	SW8270D (SIM)
Benzo(a)pyrene	ND	0.02	ug/L	1	03/20/19	MR	SW8270D (SIM)
Benzo(b)fluoranthene	ND	0.02	ug/L	1	03/20/19	MR	SW8270D (SIM)
Benzo(ghi)perylene	ND	0.47	ug/L	1	03/20/19	MR	SW8270D (SIM)
Benzo(k)fluoranthene	ND	0.02	ug/L	1	03/20/19	MR	SW8270D (SIM)
Chrysene	ND	0.02	ug/L	1	03/20/19	MR	SW8270D (SIM)
Dibenz(a,h)anthracene	ND	0.47	ug/L	1	03/20/19	MR	SW8270D (SIM)
Fluoranthene	ND	0.47	ug/L	1	03/20/19	MR	SW8270D (SIM)
Fluorene	ND	0.47	ug/L	1	03/20/19	MR	SW8270D (SIM)
Hexachlorobenzene	ND	0.04	ug/L	1	03/20/19	MR	SW8270D (SIM)
Hexachlorobutadiene	ND	0.47	ug/L	1	03/20/19	MR	SW8270D (SIM)
Hexachlorocyclopentadiene	ND	0.47	ug/L	1	03/20/19	MR	SW8270D (SIM)
Indeno(1,2,3-cd)pyrene	ND	0.02	ug/L	1	03/20/19	MR	SW8270D (SIM)
Naphthalene	ND	0.47	ug/L	1	03/20/19	MR	SW8270D (SIM)
Nitrobenzene	ND	0.38	ug/L	1	03/20/19	MR	SW8270D (SIM)
N-Nitrosodimethylamine	ND	0.47	ug/L	1	03/20/19	MR	SW8270D (SIM)
Pentachlorophenol	ND	0.47	ug/L	1	03/20/19	MR	SW8270D (SIM)
Phenanthrene	ND	0.47	ug/L	1	03/20/19	MR	SW8270D (SIM)
Pyrene	ND	0.47	ug/L	1	03/20/19	MR	SW8270D (SIM)
Pyridine	ND	0.47	ug/L	1	03/20/19	MR	SW8270D (SIM)
<u>QA/QC Surrogates</u>							
% 2,4,6-Tribromophenol	108		%	1	03/20/19	MR	15 - 110 %
% 2-Fluorobiphenyl	74		%	1	03/20/19	MR	30 - 130 %
% 2-Fluorophenol	53		%	1	03/20/19	MR	15 - 110 %
% Nitrobenzene-d5	77		%	1	03/20/19	MR	30 - 130 %
% Phenol-d5	70		%	1	03/20/19	MR	15 - 110 %
% Terphenyl-d14	69		%	1	03/20/19	MR	30 - 130 %
<u>1,4-dioxane</u>							
1,4-dioxane	ND	0.20	ug/l	1	03/20/19	LA	SW8270DSIM 1
<u>QA/QC Surrogates</u>							
% 1,4-dioxane-d8	91		%	1	03/20/19	LA	30 - 130 %

Parameter	Result	RL/ PQL	Units	Dilution	Date/Time	By	Reference
Extraction for 1,4-Dioxane	Completed				03/20/19	S/S	

1 = This parameter is not certified by the primary accrediting authority (NY NELAC) for this matrix. NY NELAC does not offer certification for all parameters at this time.

C = This parameter is subcontracted.

RL/PQL=Reporting/Practical Quantitation Level (Equivalent to NELAC LOQ, Limit of Quantitation) ND=Not Detected at RL/PQL
 BRL=Below Reporting Level L=Biased Low

QA/QC Surrogates: Surrogates are compounds (preceeded with a %) added by the lab to determine analysis efficiency. Surrogate results(%) listed in the report are not "detected" compounds.

Comments:

*See attached

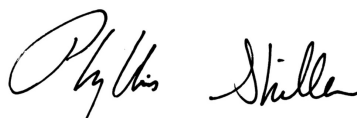
Per 1.4.6 of EPA method 8270D, 1,2-Diphenylhydrazine is unstable and readily converts to Azobenzene. Azobenzene is used for the calibration of 1,2-Diphenylhydrazine.

Pesticide Comment:

Sample was evaluated against an external standard.

PFAS (SOP 434-PFAAS) was analyzed by NY certified lab #10899.

If you are the client above and have any questions concerning this testing, please do not hesitate to contact Phoenix Client Services at ext.200. The contents of this report cannot be discussed with anyone other than the client listed above without their written consent.



Phyllis Shiller, Laboratory Director

April 04, 2019

Reviewed and Released by: Rashmi Makol, Project Manager



Environmental Laboratories, Inc.
 587 East Middle Turnpike, P.O.Box 370, Manchester, CT 06045
 Tel. (860) 645-1102 Fax (860) 645-0823



Analysis Report

April 04, 2019

FOR: Attn: Moshe Monheit
 Rock Brokerage
 170 Lee Avenue
 Brooklyn NY 11211

Sample Information

Matrix: GROUND WATER
 Location Code: ROCKBROKE
 Rush Request: Standard
 P.O.#:

Custody Information

Collected by:
 Received by: CP
 Analyzed by: see "By" below

Date

03/18/19
 03/18/19

Time

11:00
 17:46

Laboratory Data

SDG ID: GCC69571
 Phoenix ID: CC69572

Project ID: 297 WALLABOUT
 Client ID: TW-2

Parameter	Result	RL/ PQL	Units	Dilution	Date/Time	By	Reference
Silver	< 0.001	0.001	mg/L	1	03/21/19	CPP	SW6010D
Aluminum	9.96	0.010	mg/L	1	03/21/19	CPP	SW6010D
Arsenic	< 0.004	0.004	mg/L	1	03/21/19	CPP	SW6010D
Barium	0.078	0.002	mg/L	1	03/21/19	CPP	SW6010D
Beryllium	< 0.001	0.001	mg/L	1	03/21/19	CPP	SW6010D
Calcium	74.5	0.010	mg/L	1	03/21/19	CPP	SW6010D
Cadmium	< 0.001	0.001	mg/L	1	03/21/19	CPP	SW6010D
Cobalt	0.006	0.002	mg/L	1	03/21/19	CPP	SW6010D
Chromium	0.041	0.001	mg/L	1	03/21/19	CPP	SW6010D
Copper	0.017	0.005	mg/L	1	03/21/19	CPP	SW6010D
Silver (Dissolved)	< 0.001	0.001	mg/L	1	03/20/19	CPP	SW6010D
Aluminum (Dissolved)	0.045	0.011	mg/L	1	03/20/19	CPP	SW6010D
Arsenic (Dissolved)	< 0.004	0.004	mg/L	1	03/20/19	CPP	SW6010D
Barium (Dissolved)	0.029	0.002	mg/L	1	03/20/19	CPP	SW6010D
Beryllium (Dissolved)	< 0.001	0.001	mg/L	1	03/20/19	CPP	SW6010D
Calcium (Dissolved)	68.8	0.01	mg/L	1	03/20/19	CPP	SW6010D
Cadmium (Dissolved)	< 0.001	0.001	mg/L	1	03/20/19	CPP	SW6010D
Cobalt (Dissolved)	< 0.001	0.001	mg/L	1	03/20/19	CPP	SW6010D
Chromium (Dissolved)	< 0.001	0.001	mg/L	1	03/20/19	CPP	SW6010D
Copper (Dissolved)	< 0.005	0.005	mg/L	1	03/20/19	CPP	SW6010D
Iron (Dissolved)	< 0.011	0.011	mg/L	1	03/20/19	CPP	SW6010D
Mercury (Dissolved)	< 0.0002	0.0002	mg/L	1	03/20/19	RS	SW7470A
Potassium (Dissolved)	5.6	0.1	mg/L	1	03/20/19	CPP	SW6010D
Magnesium (Dissolved)	5.92	0.01	mg/L	1	03/20/19	CPP	SW6010D
Manganese (Dissolved)	1.65	0.001	mg/L	1	03/20/19	CPP	SW6010D
Sodium (Dissolved)	65.0	1.1	mg/L	10	03/22/19	TH	SW6010D
Nickel (Dissolved)	0.014	0.001	mg/L	1	03/20/19	CPP	SW6010D
Lead (Dissolved)	< 0.002	0.002	mg/L	1	03/20/19	CPP	SW6010D

Client ID: TW-2

Parameter	Result	RL/ PQL	Units	Dilution	Date/Time	By	Reference
Antimony (Dissolved)	< 0.003	0.003	mg/L	1	03/20/19	CPP	SW6010D
Selenium (Dissolved)	< 0.01	0.01	mg/L	1	03/20/19	CPP	SW6010D
Thallium (Dissolved)	< 0.0005	0.0005	mg/L	5	03/21/19	CPP	SW6020B
Vanadium (Dissolved)	< 0.002	0.002	mg/L	1	03/20/19	CPP	SW6010D
Zinc (Dissolved)	< 0.002	0.002	mg/L	1	03/20/19	CPP	SW6010D
Iron	10.1	0.010	mg/L	1	03/21/19	CPP	SW6010D
Mercury	< 0.0002	0.0002	mg/L	1	03/20/19	RS	SW7470A
Potassium	7.5	0.1	mg/L	1	03/21/19	CPP	SW6010D
Magnesium	7.36	0.010	mg/L	1	03/21/19	CPP	SW6010D
Manganese	1.88	0.001	mg/L	1	03/21/19	CPP	SW6010D
Sodium	59.5	1.0	mg/L	10	03/22/19	TH	SW6010D
Nickel	0.040	0.001	mg/L	1	03/21/19	CPP	SW6010D
Lead	0.005	0.002	mg/L	1	03/21/19	CPP	SW6010D
Antimony	< 0.003	0.003	mg/L	1	03/21/19	CPP	SW6010D
Selenium	< 0.010	0.010	mg/L	1	03/21/19	CPP	SW6010D
Thallium	< 0.0005	0.0005	mg/L	5	03/21/19	CPP	SW6020B
Vanadium	0.027	0.002	mg/L	1	03/21/19	CPP	SW6010D
Zinc	0.025	0.004	mg/L	1	03/21/19	CPP	SW6010D
Filtration	Completed				03/19/19	AG	0.45um Filter
Dissolved Mercury Digestion	Completed				03/19/19	W/W	SW7470A
Mercury Digestion	Completed				03/19/19	Q/W/W	SW7470A
PCB Extraction (2 Liter)	Completed				03/18/19	E/N	SW3510C
Extraction for Pest (2 Liter)	Completed				03/18/19	E/N	SW3510C
Semi-Volatile Extraction	Completed				03/18/19	PI/AK/D	SW3520C
Dissolved Metals Preparation	Completed				03/19/19	AG	SW3005A
Dissolved Metals Preparation	Completed				03/19/19	AG	SW3005A
Total Metals Digestion	Completed				03/20/19	AG	
Total Metals Digestion MS	Completed				03/19/19	AG	

Polychlorinated Biphenyls

PCB-1016	ND	0.047	ug/L	1	03/19/19	SC	SW8082A
PCB-1221	ND	0.047	ug/L	1	03/19/19	SC	SW8082A
PCB-1232	ND	0.047	ug/L	1	03/19/19	SC	SW8082A
PCB-1242	ND	0.047	ug/L	1	03/19/19	SC	SW8082A
PCB-1248	ND	0.047	ug/L	1	03/19/19	SC	SW8082A
PCB-1254	ND	0.047	ug/L	1	03/19/19	SC	SW8082A
PCB-1260	ND	0.047	ug/L	1	03/19/19	SC	SW8082A
PCB-1262	ND	0.047	ug/L	1	03/19/19	SC	SW8082A
PCB-1268	ND	0.047	ug/L	1	03/19/19	SC	SW8082A

QA/QC Surrogates

% DCBP	71		%	1	03/19/19	SC	30 - 150 %
% DCBP (Confirmation)	60		%	1	03/19/19	SC	30 - 150 %
% TCMX	74		%	1	03/19/19	SC	30 - 150 %
% TCMX (Confirmation)	62		%	1	03/19/19	SC	30 - 150 %

Pesticides

4,4' -DDD	ND	0.009	ug/L	1	03/21/19	CW	SW8081B
4,4' -DDE	ND	0.009	ug/L	1	03/21/19	CW	SW8081B
4,4' -DDT	0.017	0.009	ug/L	1	03/21/19	CW	SW8081B
a-BHC	ND	0.005	ug/L	1	03/21/19	CW	SW8081B

Client ID: TW-2

Parameter	Result	RL/ PQL	Units	Dilution	Date/Time	By	Reference
a-chlordane	ND	0.009	ug/L	1	03/21/19	CW	SW8081B
Alachlor	ND	0.071	ug/L	1	03/21/19	CW	SW8081B
Aldrin	ND	0.004	ug/L	1	03/21/19	CW	SW8081B
b-BHC	ND	0.005	ug/L	1	03/21/19	CW	SW8081B
Chlordane	ND	0.05	ug/L	1	03/21/19	CW	SW8081B
d-BHC	ND	0.005	ug/L	1	03/21/19	CW	SW8081B
Dieldrin	ND	0.004	ug/L	1	03/21/19	CW	SW8081B
Endosulfan I	ND	0.009	ug/L	1	03/21/19	CW	SW8081B
Endosulfan II	ND	0.009	ug/L	1	03/21/19	CW	SW8081B
Endosulfan Sulfate	ND	0.009	ug/L	1	03/21/19	CW	SW8081B
Endrin	ND	0.009	ug/L	1	03/21/19	CW	SW8081B
Endrin Aldehyde	ND	0.009	ug/L	1	03/21/19	CW	SW8081B
Endrin ketone	ND	0.009	ug/L	1	03/21/19	CW	SW8081B
g-BHC (Lindane)	ND	0.005	ug/L	1	03/21/19	CW	SW8081B
g-chlordane	ND	0.009	ug/L	1	03/21/19	CW	SW8081B
Heptachlor	ND	0.009	ug/L	1	03/21/19	CW	SW8081B
Heptachlor epoxide	ND	0.009	ug/L	1	03/21/19	CW	SW8081B
Methoxychlor	ND	0.094	ug/L	1	03/21/19	CW	SW8081B
Toxaphene	ND	0.24	ug/L	1	03/21/19	CW	SW8081B
<u>QA/QC Surrogates</u>							
%DCBP (Surrogate Rec)	36		%	1	03/21/19	CW	30 - 150 %
%DCBP (Surrogate Rec) (Confirmation)	21		%	1	03/21/19	CW	30 - 150 %
%TCMX (Surrogate Rec)	46		%	1	03/21/19	CW	30 - 150 %
%TCMX (Surrogate Rec) (Confirmation)	32		%	1	03/21/19	CW	30 - 150 %
<u>Volatiles</u>							
1,1,1,2-Tetrachloroethane	ND	1.0	ug/L	1	03/19/19	MH	SW8260C
1,1,1-Trichloroethane	ND	1.0	ug/L	1	03/19/19	MH	SW8260C
1,1,2,2-Tetrachloroethane	ND	0.50	ug/L	1	03/19/19	MH	SW8260C
1,1,2-Trichloroethane	ND	1.0	ug/L	1	03/19/19	MH	SW8260C
1,1-Dichloroethane	ND	1.0	ug/L	1	03/19/19	MH	SW8260C
1,1-Dichloroethene	ND	1.0	ug/L	1	03/19/19	MH	SW8260C
1,1-Dichloropropene	ND	1.0	ug/L	1	03/19/19	MH	SW8260C
1,2,3-Trichlorobenzene	ND	1.0	ug/L	1	03/19/19	MH	SW8260C
1,2,3-Trichloropropane	ND	1.0	ug/L	1	03/19/19	MH	SW8260C
1,2,4-Trichlorobenzene	ND	1.0	ug/L	1	03/19/19	MH	SW8260C
1,2,4-Trimethylbenzene	ND	1.0	ug/L	1	03/19/19	MH	SW8260C
1,2-Dibromo-3-chloropropane	ND	1.0	ug/L	1	03/19/19	MH	SW8260C
1,2-Dibromoethane	ND	1.0	ug/L	1	03/19/19	MH	SW8260C
1,2-Dichlorobenzene	ND	1.0	ug/L	1	03/19/19	MH	SW8260C
1,2-Dichloroethane	ND	0.60	ug/L	1	03/19/19	MH	SW8260C
1,2-Dichloropropane	ND	1.0	ug/L	1	03/19/19	MH	SW8260C
1,3,5-Trimethylbenzene	ND	1.0	ug/L	1	03/19/19	MH	SW8260C
1,3-Dichlorobenzene	ND	1.0	ug/L	1	03/19/19	MH	SW8260C
1,3-Dichloropropane	ND	1.0	ug/L	1	03/19/19	MH	SW8260C
1,4-Dichlorobenzene	ND	1.0	ug/L	1	03/19/19	MH	SW8260C
2,2-Dichloropropane	ND	1.0	ug/L	1	03/19/19	MH	SW8260C
2-Chlorotoluene	ND	1.0	ug/L	1	03/19/19	MH	SW8260C
2-Hexanone	ND	5.0	ug/L	1	03/19/19	MH	SW8260C
2-Isopropyltoluene	ND	1.0	ug/L	1	03/19/19	MH	SW8260C

Ver 1

Client ID: TW-2

Parameter	Result	RL/ PQL	Units	Dilution	Date/Time	By	Reference
4-Chlorotoluene	ND	1.0	ug/L	1	03/19/19	MH	SW8260C
4-Methyl-2-pentanone	ND	5.0	ug/L	1	03/19/19	MH	SW8260C
Acetone	ND	25	ug/L	1	03/19/19	MH	SW8260C
Acrylonitrile	ND	1.0	ug/L	1	03/19/19	MH	SW8260C
Benzene	ND	0.70	ug/L	1	03/19/19	MH	SW8260C
Bromobenzene	ND	1.0	ug/L	1	03/19/19	MH	SW8260C
Bromochloromethane	ND	1.0	ug/L	1	03/19/19	MH	SW8260C
Bromodichloromethane	ND	0.50	ug/L	1	03/19/19	MH	SW8260C
Bromoform	ND	1.0	ug/L	1	03/19/19	MH	SW8260C
Bromomethane	ND	1.0	ug/L	1	03/19/19	MH	SW8260C
Carbon Disulfide	ND	5.0	ug/L	1	03/19/19	MH	SW8260C
Carbon tetrachloride	ND	1.0	ug/L	1	03/19/19	MH	SW8260C
Chlorobenzene	ND	1.0	ug/L	1	03/19/19	MH	SW8260C
Chloroethane	ND	1.0	ug/L	1	03/19/19	MH	SW8260C
Chloroform	ND	1.0	ug/L	1	03/19/19	MH	SW8260C
Chloromethane	ND	1.0	ug/L	1	03/19/19	MH	SW8260C
cis-1,2-Dichloroethene	11	1.0	ug/L	1	03/19/19	MH	SW8260C
cis-1,3-Dichloropropene	ND	0.40	ug/L	1	03/19/19	MH	SW8260C
Dibromochloromethane	ND	0.50	ug/L	1	03/19/19	MH	SW8260C
Dibromomethane	ND	1.0	ug/L	1	03/19/19	MH	SW8260C
Dichlorodifluoromethane	ND	1.0	ug/L	1	03/19/19	MH	SW8260C
Ethylbenzene	ND	1.0	ug/L	1	03/19/19	MH	SW8260C
Hexachlorobutadiene	ND	0.40	ug/L	1	03/19/19	MH	SW8260C
Isopropylbenzene	ND	1.0	ug/L	1	03/19/19	MH	SW8260C
m&p-Xylene	ND	1.0	ug/L	1	03/19/19	MH	SW8260C
Methyl ethyl ketone	ND	5.0	ug/L	1	03/19/19	MH	SW8260C
Methyl t-butyl ether (MTBE)	ND	1.0	ug/L	1	03/19/19	MH	SW8260C
Methylene chloride	ND	1.0	ug/L	1	03/19/19	MH	SW8260C
Naphthalene	ND	1.0	ug/L	1	03/19/19	MH	SW8260C
n-Butylbenzene	ND	1.0	ug/L	1	03/19/19	MH	SW8260C
n-Propylbenzene	ND	1.0	ug/L	1	03/19/19	MH	SW8260C
o-Xylene	ND	1.0	ug/L	1	03/19/19	MH	SW8260C
p-Isopropyltoluene	ND	1.0	ug/L	1	03/19/19	MH	SW8260C
sec-Butylbenzene	ND	1.0	ug/L	1	03/19/19	MH	SW8260C
Styrene	ND	1.0	ug/L	1	03/19/19	MH	SW8260C
tert-Butylbenzene	ND	1.0	ug/L	1	03/19/19	MH	SW8260C
Tetrachloroethene	ND	1.0	ug/L	1	03/19/19	MH	SW8260C
Tetrahydrofuran (THF)	ND	2.5	ug/L	1	03/19/19	MH	SW8260C
Toluene	ND	1.0	ug/L	1	03/19/19	MH	SW8260C
Total Xylenes	ND	1.0	ug/L	1	03/19/19	MH	SW8260C
trans-1,2-Dichloroethene	ND	1.0	ug/L	1	03/19/19	MH	SW8260C
trans-1,3-Dichloropropene	ND	0.40	ug/L	1	03/19/19	MH	SW8260C
trans-1,4-dichloro-2-butene	ND	5.0	ug/L	1	03/19/19	MH	SW8260C
Trichloroethene	6.5	1.0	ug/L	1	03/19/19	MH	SW8260C
Trichlorofluoromethane	ND	1.0	ug/L	1	03/19/19	MH	SW8260C
Trichlorotrifluoroethane	ND	1.0	ug/L	1	03/19/19	MH	SW8260C
Vinyl chloride	4.2	1.0	ug/L	1	03/19/19	MH	SW8260C
QA/QC Surrogates							
% 1,2-dichlorobenzene-d4	100		%	1	03/19/19	MH	70 - 130 %

Client ID: TW-2

Parameter	Result	RL/ PQL	Units	Dilution	Date/Time	By	Reference
% Bromofluorobenzene	97		%	1	03/19/19	MH	70 - 130 %
% Dibromofluoromethane	95		%	1	03/19/19	MH	70 - 130 %
% Toluene-d8	99		%	1	03/19/19	MH	70 - 130 %
Semivolatiles							
1,2,4,5-Tetrachlorobenzene	ND	3.3	ug/L	1	03/21/19	WB	SW8270D
1,2,4-Trichlorobenzene	ND	4.7	ug/L	1	03/21/19	WB	SW8270D
1,2-Dichlorobenzene	ND	2.4	ug/L	1	03/21/19	WB	SW8270D
1,2-Diphenylhydrazine	ND	4.7	ug/L	1	03/21/19	WB	SW8270D
1,3-Dichlorobenzene	ND	2.4	ug/L	1	03/21/19	WB	SW8270D
1,4-Dichlorobenzene	ND	2.4	ug/L	1	03/21/19	WB	SW8270D
2,4,5-Trichlorophenol	ND	0.94	ug/L	1	03/21/19	WB	SW8270D
2,4,6-Trichlorophenol	ND	0.94	ug/L	1	03/21/19	WB	SW8270D
2,4-Dichlorophenol	ND	0.94	ug/L	1	03/21/19	WB	SW8270D
2,4-Dimethylphenol	ND	0.94	ug/L	1	03/21/19	WB	SW8270D
2,4-Dinitrophenol	ND	0.94	ug/L	1	03/21/19	WB	SW8270D
2,4-Dinitrotoluene	ND	4.7	ug/L	1	03/21/19	WB	SW8270D
2,6-Dinitrotoluene	ND	4.7	ug/L	1	03/21/19	WB	SW8270D
2-Chloronaphthalene	ND	4.7	ug/L	1	03/21/19	WB	SW8270D
2-Chlorophenol	ND	0.94	ug/L	1	03/21/19	WB	SW8270D
2-Methylphenol (o-cresol)	ND	0.94	ug/L	1	03/21/19	WB	SW8270D
2-Nitroaniline	ND	4.7	ug/L	1	03/21/19	WB	SW8270D
2-Nitrophenol	ND	0.94	ug/L	1	03/21/19	WB	SW8270D
3&4-Methylphenol (m&p-cresol)	ND	9.4	ug/L	1	03/21/19	WB	SW8270D
3,3'-Dichlorobenzidine	ND	4.7	ug/L	1	03/21/19	WB	SW8270D
3-Nitroaniline	ND	4.7	ug/L	1	03/21/19	WB	SW8270D
4,6-Dinitro-2-methylphenol	ND	0.94	ug/L	1	03/21/19	WB	SW8270D
4-Bromophenyl phenyl ether	ND	4.7	ug/L	1	03/21/19	WB	SW8270D
4-Chloro-3-methylphenol	ND	0.94	ug/L	1	03/21/19	WB	SW8270D
4-Chloroaniline	ND	4.7	ug/L	1	03/21/19	WB	SW8270D
4-Chlorophenyl phenyl ether	ND	0.94	ug/L	1	03/21/19	WB	SW8270D
4-Nitroaniline	ND	4.7	ug/L	1	03/21/19	WB	SW8270D
4-Nitrophenol	ND	0.94	ug/L	1	03/21/19	WB	SW8270D
Acetophenone	ND	4.7	ug/L	1	03/21/19	WB	SW8270D
Aniline	ND	4.7	ug/L	1	03/21/19	WB	SW8270D
Benzidine	ND	4.7	ug/L	1	03/21/19	WB	SW8270D
Benzoic acid	ND	4.7	ug/L	1	03/21/19	WB	SW8270D
Benzyl butyl phthalate	ND	4.7	ug/L	1	03/21/19	WB	SW8270D
Bis(2-chloroethoxy)methane	ND	4.7	ug/L	1	03/21/19	WB	SW8270D
Bis(2-chloroethyl)ether	ND	0.94	ug/L	1	03/21/19	WB	SW8270D
Bis(2-chloroisopropyl)ether	ND	4.7	ug/L	1	03/21/19	WB	SW8270D
Bis(2-ethylhexyl)phthalate	ND	0.94	ug/L	1	03/21/19	WB	SW8270D
Carbazole	ND	4.7	ug/L	1	03/21/19	WB	SW8270D
Dibenzofuran	ND	4.7	ug/L	1	03/21/19	WB	SW8270D
Diethyl phthalate	ND	4.7	ug/L	1	03/21/19	WB	SW8270D
Dimethylphthalate	ND	4.7	ug/L	1	03/21/19	WB	SW8270D
Di-n-butylphthalate	ND	4.7	ug/L	1	03/21/19	WB	SW8270D
Di-n-octylphthalate	ND	4.7	ug/L	1	03/21/19	WB	SW8270D
Hexachloroethane	ND	0.94	ug/L	1	03/21/19	WB	SW8270D
Isophorone	ND	4.7	ug/L	1	03/21/19	WB	SW8270D

Client ID: TW-2

Parameter	Result	RL/ PQL	Units	Dilution	Date/Time	By	Reference
N-Nitrosodi-n-propylamine	ND	4.7	ug/L	1	03/21/19	WB	SW8270D
N-Nitrosodiphenylamine	ND	4.7	ug/L	1	03/21/19	WB	SW8270D
Pentachloronitrobenzene	ND	2.4	ug/L	1	03/21/19	WB	SW8270D
Phenol	ND	0.94	ug/L	1	03/21/19	WB	SW8270D
<u>QA/QC Surrogates</u>							
% 2,4,6-Tribromophenol	85		%	1	03/21/19	WB	15 - 110 %
% 2-Fluorobiphenyl	79		%	1	03/21/19	WB	30 - 130 %
% 2-Fluorophenol	39		%	1	03/21/19	WB	15 - 110 %
% Nitrobenzene-d5	70		%	1	03/21/19	WB	30 - 130 %
% Phenol-d5	42		%	1	03/21/19	WB	15 - 110 %
% Terphenyl-d14	80		%	1	03/21/19	WB	30 - 130 %
<u>Semivolatiles (SIM)</u>							
2-Methylnaphthalene	ND	0.47	ug/L	1	03/20/19	MR	SW8270D (SIM)
Acenaphthene	ND	0.47	ug/L	1	03/20/19	MR	SW8270D (SIM)
Acenaphthylene	ND	0.47	ug/L	1	03/20/19	MR	SW8270D (SIM)
Anthracene	ND	0.47	ug/L	1	03/20/19	MR	SW8270D (SIM)
Benz(a)anthracene	ND	0.02	ug/L	1	03/20/19	MR	SW8270D (SIM)
Benzo(a)pyrene	ND	0.02	ug/L	1	03/20/19	MR	SW8270D (SIM)
Benzo(b)fluoranthene	ND	0.02	ug/L	1	03/20/19	MR	SW8270D (SIM)
Benzo(ghi)perylene	ND	0.47	ug/L	1	03/20/19	MR	SW8270D (SIM)
Benzo(k)fluoranthene	ND	0.02	ug/L	1	03/20/19	MR	SW8270D (SIM)
Chrysene	ND	0.02	ug/L	1	03/20/19	MR	SW8270D (SIM)
Dibenz(a,h)anthracene	ND	0.47	ug/L	1	03/20/19	MR	SW8270D (SIM)
Fluoranthene	ND	0.47	ug/L	1	03/20/19	MR	SW8270D (SIM)
Fluorene	ND	0.47	ug/L	1	03/20/19	MR	SW8270D (SIM)
Hexachlorobenzene	ND	0.04	ug/L	1	03/20/19	MR	SW8270D (SIM)
Hexachlorobutadiene	ND	0.47	ug/L	1	03/20/19	MR	SW8270D (SIM)
Hexachlorocyclopentadiene	ND	0.47	ug/L	1	03/20/19	MR	SW8270D (SIM)
Indeno(1,2,3-cd)pyrene	ND	0.02	ug/L	1	03/20/19	MR	SW8270D (SIM)
Naphthalene	ND	0.47	ug/L	1	03/20/19	MR	SW8270D (SIM)
Nitrobenzene	ND	0.38	ug/L	1	03/20/19	MR	SW8270D (SIM)
N-Nitrosodimethylamine	ND	0.47	ug/L	1	03/20/19	MR	SW8270D (SIM)
Pentachlorophenol	ND	0.47	ug/L	1	03/20/19	MR	SW8270D (SIM)
Phenanthrene	ND	0.47	ug/L	1	03/20/19	MR	SW8270D (SIM)
Pyrene	ND	0.47	ug/L	1	03/20/19	MR	SW8270D (SIM)
Pyridine	ND	0.47	ug/L	1	03/20/19	MR	SW8270D (SIM)
<u>QA/QC Surrogates</u>							
% 2,4,6-Tribromophenol	109		%	1	03/20/19	MR	15 - 110 %
% 2-Fluorobiphenyl	77		%	1	03/20/19	MR	30 - 130 %
% 2-Fluorophenol	50		%	1	03/20/19	MR	15 - 110 %
% Nitrobenzene-d5	77		%	1	03/20/19	MR	30 - 130 %
% Phenol-d5	57		%	1	03/20/19	MR	15 - 110 %
% Terphenyl-d14	68		%	1	03/20/19	MR	30 - 130 %

Parameter	Result	RL/ PQL	Units	Dilution	Date/Time	By	Reference
-----------	--------	------------	-------	----------	-----------	----	-----------

1 = This parameter is not certified by the primary accrediting authority (NY NELAC) for this matrix. NY NELAC does not offer certification for all parameters at this time.

3 = This parameter exceeds laboratory specified limits.

RL/PQL=Reporting/Practical Quantitation Level (Equivalent to NELAC LOQ, Limit of Quantitation) ND=Not Detected at RL/PQL
 BRL=Below Reporting Level L=Biased Low

QA/QC Surrogates: Surrogates are compounds (preceeded with a %) added by the lab to determine analysis efficiency. Surrogate results(%) listed in the report are not "detected" compounds.

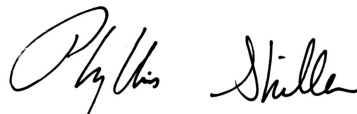
Comments:

Per 1.4.6 of EPA method 8270D, 1,2-Diphenylhydrazine is unstable and readily converts to Azobenzene. Azobenzene is used for the calibration of 1,2-Diphenylhydrazine.

Pesticide Comment:

Sample was evaluated against an external standard.

If you are the client above and have any questions concerning this testing, please do not hesitate to contact Phoenix Client Services at ext.200. The contents of this report cannot be discussed with anyone other than the client listed above without their written consent.



Phyllis Shiller, Laboratory Director

April 04, 2019

Reviewed and Released by: Rashmi Makol, Project Manager



Environmental Laboratories, Inc.
 587 East Middle Turnpike, P.O.Box 370, Manchester, CT 06045
 Tel. (860) 645-1102 Fax (860) 645-0823



Analysis Report

April 04, 2019

FOR: Attn: Moshe Monheit
 Rock Brokerage
 170 Lee Avenue
 Brooklyn NY 11211

Sample Information

Matrix: GROUND WATER
 Location Code: ROCKBROKE
 Rush Request: Standard
 P.O.#:

Custody Information

Collected by:
 Received by: CP
 Analyzed by: see "By" below

Date

03/18/19
 03/18/19

Time

12:00
 17:46

Laboratory Data

SDG ID: GCC69571
 Phoenix ID: CC69573

Project ID: 297 WALLABOUT
 Client ID: TW-1

Parameter	Result	RL/ PQL	Units	Dilution	Date/Time	By	Reference
Silver	< 0.001	0.001	mg/L	1	03/21/19	CPP	SW6010D
Aluminum	12.0	0.010	mg/L	1	03/21/19	CPP	SW6010D
Arsenic	0.013	0.004	mg/L	1	03/21/19	CPP	SW6010D
Barium	0.126	0.002	mg/L	1	03/21/19	CPP	SW6010D
Beryllium	< 0.001	0.001	mg/L	1	03/21/19	CPP	SW6010D
Calcium	376	0.10	mg/L	10	03/22/19	TH	SW6010D
Cadmium	0.001	0.001	mg/L	1	03/21/19	CPP	SW6010D
Cobalt	0.007	0.002	mg/L	1	03/21/19	CPP	SW6010D
Chromium	0.034	0.001	mg/L	1	03/21/19	CPP	SW6010D
Copper	0.024	0.005	mg/L	1	03/21/19	CPP	SW6010D
Silver (Dissolved)	< 0.001	0.001	mg/L	1	03/20/19	CPP	SW6010D
Aluminum (Dissolved)	0.089	0.011	mg/L	1	03/20/19	CPP	SW6010D
Arsenic (Dissolved)	< 0.004	0.004	mg/L	1	03/20/19	CPP	SW6010D
Barium (Dissolved)	0.055	0.002	mg/L	1	03/20/19	CPP	SW6010D
Beryllium (Dissolved)	< 0.001	0.001	mg/L	1	03/20/19	CPP	SW6010D
Calcium (Dissolved)	330	0.11	mg/L	10	03/22/19	TH	SW6010D
Cadmium (Dissolved)	< 0.001	0.001	mg/L	1	03/20/19	CPP	SW6010D
Cobalt (Dissolved)	< 0.001	0.001	mg/L	1	03/20/19	CPP	SW6010D
Chromium (Dissolved)	0.003	0.001	mg/L	1	03/20/19	CPP	SW6010D
Copper (Dissolved)	0.005	0.005	mg/L	1	03/20/19	CPP	SW6010D
Iron (Dissolved)	< 0.011	0.011	mg/L	1	03/20/19	CPP	SW6010D
Mercury (Dissolved)	< 0.0002	0.0002	mg/L	1	03/20/19	RS	SW7470A
Potassium (Dissolved)	18.8	0.1	mg/L	1	03/20/19	CPP	SW6010D
Magnesium (Dissolved)	52.6	0.01	mg/L	1	03/20/19	CPP	SW6010D
Manganese (Dissolved)	0.040	0.001	mg/L	1	03/20/19	CPP	SW6010D
Sodium (Dissolved)	53.3	1.1	mg/L	10	03/22/19	TH	SW6010D
Nickel (Dissolved)	0.003	0.001	mg/L	1	03/20/19	CPP	SW6010D
Lead (Dissolved)	0.006	0.002	mg/L	1	03/20/19	CPP	SW6010D

Client ID: TW-1

Parameter	Result	RL/ PQL	Units	Dilution	Date/Time	By	Reference
Antimony (Dissolved)	< 0.003	0.003	mg/L	1	03/20/19	CPP	SW6010D
Selenium (Dissolved)	< 0.01	0.01	mg/L	1	03/20/19	EK	SW6010D
Thallium (Dissolved)	< 0.0005	0.0005	mg/L	5	03/21/19	CPP	SW6020B
Vanadium (Dissolved)	< 0.002	0.002	mg/L	1	03/20/19	CPP	SW6010D
Zinc (Dissolved)	0.007	0.002	mg/L	1	03/20/19	CPP	SW6010D
Iron	23.2	0.010	mg/L	1	03/21/19	CPP	SW6010D
Mercury	< 0.0002	0.0002	mg/L	1	03/20/19	RS	SW7470A
Potassium	21.8	0.1	mg/L	1	03/21/19	CPP	SW6010D
Magnesium	53.5	0.010	mg/L	1	03/21/19	CPP	SW6010D
Manganese	0.158	0.001	mg/L	1	03/21/19	CPP	SW6010D
Sodium	53.3	1.0	mg/L	10	03/22/19	TH	SW6010D
Nickel	0.020	0.001	mg/L	1	03/21/19	CPP	SW6010D
Lead	0.016	0.002	mg/L	1	03/21/19	CPP	SW6010D
Antimony	0.005	0.003	mg/L	1	03/21/19	EK	SW6010D
Selenium	< 0.010	0.010	mg/L	1	03/21/19	CPP	SW6010D
Thallium	< 0.0005	0.0005	mg/L	5	03/21/19	CPP	SW6020B
Vanadium	0.032	0.002	mg/L	1	03/21/19	CPP	SW6010D
Zinc	0.119	0.004	mg/L	1	03/21/19	CPP	SW6010D
Filtration	Completed				03/19/19	AG	0.45um Filter
Dissolved Mercury Digestion	Completed				03/19/19	W/W	SW7470A
Mercury Digestion	Completed				03/19/19	Q/W/W	SW7470A
PCB Extraction (2 Liter)	Completed				03/18/19	E/N	SW3510C
Extraction for Pest (2 Liter)	Completed				03/18/19	E/N	SW3510C
Semi-Volatile Extraction	Completed				03/18/19	PI/AK/D	SW3520C
Dissolved Metals Preparation	Completed				03/19/19	AG	SW3005A
Dissolved Metals Preparation	Completed				03/19/19	AG	SW3005A
Total Metals Digestion	Completed				03/20/19	AG	
Total Metals Digestion MS	Completed				03/19/19	AG	

Polychlorinated Biphenyls

PCB-1016	ND	0.047	ug/L	1	03/19/19	SC	SW8082A
PCB-1221	ND	0.047	ug/L	1	03/19/19	SC	SW8082A
PCB-1232	ND	0.047	ug/L	1	03/19/19	SC	SW8082A
PCB-1242	ND	0.047	ug/L	1	03/19/19	SC	SW8082A
PCB-1248	ND	0.047	ug/L	1	03/19/19	SC	SW8082A
PCB-1254	ND	0.047	ug/L	1	03/19/19	SC	SW8082A
PCB-1260	ND	0.047	ug/L	1	03/19/19	SC	SW8082A
PCB-1262	ND	0.047	ug/L	1	03/19/19	SC	SW8082A
PCB-1268	ND	0.047	ug/L	1	03/19/19	SC	SW8082A

QA/QC Surrogates

% DCBP	51		%	1	03/19/19	SC	30 - 150 %
% DCBP (Confirmation)	53		%	1	03/19/19	SC	30 - 150 %
% TCMX	63		%	1	03/19/19	SC	30 - 150 %
% TCMX (Confirmation)	63		%	1	03/19/19	SC	30 - 150 %

Pesticides

4,4' -DDD	ND	0.009	ug/L	1	03/21/19	PS	SW8081B
4,4' -DDE	ND	0.009	ug/L	1	03/21/19	PS	SW8081B
4,4' -DDT	ND	0.009	ug/L	1	03/21/19	PS	SW8081B
a-BHC	ND	0.005	ug/L	1	03/21/19	PS	SW8081B

Client ID: TW-1

Parameter	Result	RL/ PQL	Units	Dilution	Date/Time	By	Reference
a-chlordane	ND	0.009	ug/L	1	03/21/19	PS	SW8081B
Alachlor	ND	0.071	ug/L	1	03/21/19	PS	SW8081B
Aldrin	ND	0.001	ug/L	1	03/21/19	PS	SW8081B
b-BHC	ND	0.005	ug/L	1	03/21/19	PS	SW8081B
Chlordane	ND	0.050	ug/L	1	03/21/19	PS	SW8081B
d-BHC	ND	0.005	ug/L	1	03/21/19	PS	SW8081B
Dieldrin	ND	0.001	ug/L	1	03/21/19	PS	SW8081B
Endosulfan I	ND	0.009	ug/L	1	03/21/19	PS	SW8081B
Endosulfan II	ND	0.009	ug/L	1	03/21/19	PS	SW8081B
Endosulfan Sulfate	ND	0.009	ug/L	1	03/21/19	PS	SW8081B
Endrin	ND	0.009	ug/L	1	03/21/19	PS	SW8081B
Endrin Aldehyde	ND	0.009	ug/L	1	03/21/19	PS	SW8081B
Endrin ketone	ND	0.009	ug/L	1	03/21/19	PS	SW8081B
g-BHC (Lindane)	ND	0.005	ug/L	1	03/21/19	PS	SW8081B
g-chlordane	ND	0.009	ug/L	1	03/21/19	PS	SW8081B
Heptachlor	ND	0.009	ug/L	1	03/21/19	PS	SW8081B
Heptachlor epoxide	ND	0.009	ug/L	1	03/21/19	PS	SW8081B
Methoxychlor	ND	0.094	ug/L	1	03/21/19	PS	SW8081B
Toxaphene	ND	0.24	ug/L	1	03/21/19	PS	SW8081B
<u>QA/QC Surrogates</u>							
%DCBP (Surrogate Rec)	47		%	1	03/21/19	PS	30 - 150 %
%DCBP (Surrogate Rec) (Confirmation)	48		%	1	03/21/19	PS	30 - 150 %
%TCMX (Surrogate Rec)	66		%	1	03/21/19	PS	30 - 150 %
%TCMX (Surrogate Rec) (Confirmation)	71		%	1	03/21/19	PS	30 - 150 %
<u>Volatiles</u>							
1,1,1,2-Tetrachloroethane	ND	1.0	ug/L	1	03/19/19	MH	SW8260C
1,1,1-Trichloroethane	ND	1.0	ug/L	1	03/19/19	MH	SW8260C
1,1,2,2-Tetrachloroethane	ND	0.50	ug/L	1	03/19/19	MH	SW8260C
1,1,2-Trichloroethane	ND	1.0	ug/L	1	03/19/19	MH	SW8260C
1,1-Dichloroethane	ND	1.0	ug/L	1	03/19/19	MH	SW8260C
1,1-Dichloroethene	ND	1.0	ug/L	1	03/19/19	MH	SW8260C
1,1-Dichloropropene	ND	1.0	ug/L	1	03/19/19	MH	SW8260C
1,2,3-Trichlorobenzene	ND	1.0	ug/L	1	03/19/19	MH	SW8260C
1,2,3-Trichloropropane	ND	1.0	ug/L	1	03/19/19	MH	SW8260C
1,2,4-Trichlorobenzene	ND	1.0	ug/L	1	03/19/19	MH	SW8260C
1,2,4-Trimethylbenzene	ND	1.0	ug/L	1	03/19/19	MH	SW8260C
1,2-Dibromo-3-chloropropane	ND	1.0	ug/L	1	03/19/19	MH	SW8260C
1,2-Dibromoethane	ND	1.0	ug/L	1	03/19/19	MH	SW8260C
1,2-Dichlorobenzene	ND	1.0	ug/L	1	03/19/19	MH	SW8260C
1,2-Dichloroethane	ND	0.60	ug/L	1	03/19/19	MH	SW8260C
1,2-Dichloropropane	ND	1.0	ug/L	1	03/19/19	MH	SW8260C
1,3,5-Trimethylbenzene	ND	1.0	ug/L	1	03/19/19	MH	SW8260C
1,3-Dichlorobenzene	ND	1.0	ug/L	1	03/19/19	MH	SW8260C
1,3-Dichloropropane	ND	1.0	ug/L	1	03/19/19	MH	SW8260C
1,4-Dichlorobenzene	ND	1.0	ug/L	1	03/19/19	MH	SW8260C
2,2-Dichloropropane	ND	1.0	ug/L	1	03/19/19	MH	SW8260C
2-Chlorotoluene	ND	1.0	ug/L	1	03/19/19	MH	SW8260C
2-Hexanone	ND	5.0	ug/L	1	03/19/19	MH	SW8260C
2-Isopropyltoluene	ND	1.0	ug/L	1	03/19/19	MH	SW8260C

Ver 1

Client ID: TW-1

Parameter	Result	RL/ PQL	Units	Dilution	Date/Time	By	Reference
4-Chlorotoluene	ND	1.0	ug/L	1	03/19/19	MH	SW8260C
4-Methyl-2-pentanone	ND	5.0	ug/L	1	03/19/19	MH	SW8260C
Acetone	ND	25	ug/L	1	03/19/19	MH	SW8260C
Acrylonitrile	ND	1.0	ug/L	1	03/19/19	MH	SW8260C
Benzene	ND	0.70	ug/L	1	03/19/19	MH	SW8260C
Bromobenzene	ND	1.0	ug/L	1	03/19/19	MH	SW8260C
Bromochloromethane	ND	1.0	ug/L	1	03/19/19	MH	SW8260C
Bromodichloromethane	ND	0.50	ug/L	1	03/19/19	MH	SW8260C
Bromoform	ND	1.0	ug/L	1	03/19/19	MH	SW8260C
Bromomethane	ND	1.0	ug/L	1	03/19/19	MH	SW8260C
Carbon Disulfide	ND	5.0	ug/L	1	03/19/19	MH	SW8260C
Carbon tetrachloride	ND	1.0	ug/L	1	03/19/19	MH	SW8260C
Chlorobenzene	ND	1.0	ug/L	1	03/19/19	MH	SW8260C
Chloroethane	ND	1.0	ug/L	1	03/19/19	MH	SW8260C
Chloroform	ND	1.0	ug/L	1	03/19/19	MH	SW8260C
Chloromethane	ND	1.0	ug/L	1	03/19/19	MH	SW8260C
cis-1,2-Dichloroethene	ND	1.0	ug/L	1	03/19/19	MH	SW8260C
cis-1,3-Dichloropropene	ND	0.40	ug/L	1	03/19/19	MH	SW8260C
Dibromochloromethane	ND	0.50	ug/L	1	03/19/19	MH	SW8260C
Dibromomethane	ND	1.0	ug/L	1	03/19/19	MH	SW8260C
Dichlorodifluoromethane	ND	1.0	ug/L	1	03/19/19	MH	SW8260C
Ethylbenzene	ND	1.0	ug/L	1	03/19/19	MH	SW8260C
Hexachlorobutadiene	ND	0.40	ug/L	1	03/19/19	MH	SW8260C
Isopropylbenzene	ND	1.0	ug/L	1	03/19/19	MH	SW8260C
m&p-Xylene	ND	1.0	ug/L	1	03/19/19	MH	SW8260C
Methyl ethyl ketone	ND	5.0	ug/L	1	03/19/19	MH	SW8260C
Methyl t-butyl ether (MTBE)	ND	1.0	ug/L	1	03/19/19	MH	SW8260C
Methylene chloride	ND	1.0	ug/L	1	03/19/19	MH	SW8260C
Naphthalene	ND	1.0	ug/L	1	03/19/19	MH	SW8260C
n-Butylbenzene	ND	1.0	ug/L	1	03/19/19	MH	SW8260C
n-Propylbenzene	ND	1.0	ug/L	1	03/19/19	MH	SW8260C
o-Xylene	ND	1.0	ug/L	1	03/19/19	MH	SW8260C
p-Isopropyltoluene	ND	1.0	ug/L	1	03/19/19	MH	SW8260C
sec-Butylbenzene	ND	1.0	ug/L	1	03/19/19	MH	SW8260C
Styrene	ND	1.0	ug/L	1	03/19/19	MH	SW8260C
tert-Butylbenzene	ND	1.0	ug/L	1	03/19/19	MH	SW8260C
Tetrachloroethene	ND	1.0	ug/L	1	03/19/19	MH	SW8260C
Tetrahydrofuran (THF)	ND	2.5	ug/L	1	03/19/19	MH	SW8260C
Toluene	ND	1.0	ug/L	1	03/19/19	MH	SW8260C
Total Xylenes	ND	1.0	ug/L	1	03/19/19	MH	SW8260C
trans-1,2-Dichloroethene	ND	1.0	ug/L	1	03/19/19	MH	SW8260C
trans-1,3-Dichloropropene	ND	0.40	ug/L	1	03/19/19	MH	SW8260C
trans-1,4-dichloro-2-butene	ND	5.0	ug/L	1	03/19/19	MH	SW8260C
Trichloroethene	ND	1.0	ug/L	1	03/19/19	MH	SW8260C
Trichlorofluoromethane	ND	1.0	ug/L	1	03/19/19	MH	SW8260C
Trichlorotrifluoroethane	ND	1.0	ug/L	1	03/19/19	MH	SW8260C
Vinyl chloride	ND	1.0	ug/L	1	03/19/19	MH	SW8260C
QA/QC Surrogates							
% 1,2-dichlorobenzene-d4	99		%	1	03/19/19	MH	70 - 130 %

Client ID: TW-1

Parameter	Result	RL/ PQL	Units	Dilution	Date/Time	By	Reference
% Bromofluorobenzene	96		%	1	03/19/19	MH	70 - 130 %
% Dibromofluoromethane	96		%	1	03/19/19	MH	70 - 130 %
% Toluene-d8	99		%	1	03/19/19	MH	70 - 130 %
Semivolatiles							
1,2,4,5-Tetrachlorobenzene	ND	3.3	ug/L	1	03/21/19	WB	SW8270D
1,2,4-Trichlorobenzene	ND	4.7	ug/L	1	03/21/19	WB	SW8270D
1,2-Dichlorobenzene	ND	2.4	ug/L	1	03/21/19	WB	SW8270D
1,2-Diphenylhydrazine	ND	4.7	ug/L	1	03/21/19	WB	SW8270D
1,3-Dichlorobenzene	ND	2.4	ug/L	1	03/21/19	WB	SW8270D
1,4-Dichlorobenzene	ND	2.4	ug/L	1	03/21/19	WB	SW8270D
2,4,5-Trichlorophenol	ND	0.94	ug/L	1	03/21/19	WB	SW8270D
2,4,6-Trichlorophenol	ND	0.94	ug/L	1	03/21/19	WB	SW8270D
2,4-Dichlorophenol	ND	0.94	ug/L	1	03/21/19	WB	SW8270D
2,4-Dimethylphenol	ND	0.94	ug/L	1	03/21/19	WB	SW8270D
2,4-Dinitrophenol	ND	0.94	ug/L	1	03/21/19	WB	SW8270D
2,4-Dinitrotoluene	ND	4.7	ug/L	1	03/21/19	WB	SW8270D
2,6-Dinitrotoluene	ND	4.7	ug/L	1	03/21/19	WB	SW8270D
2-Chloronaphthalene	ND	4.7	ug/L	1	03/21/19	WB	SW8270D
2-Chlorophenol	ND	0.94	ug/L	1	03/21/19	WB	SW8270D
2-Methylphenol (o-cresol)	ND	0.94	ug/L	1	03/21/19	WB	SW8270D
2-Nitroaniline	ND	4.7	ug/L	1	03/21/19	WB	SW8270D
2-Nitrophenol	ND	0.94	ug/L	1	03/21/19	WB	SW8270D
3&4-Methylphenol (m&p-cresol)	ND	9.4	ug/L	1	03/21/19	WB	SW8270D
3,3'-Dichlorobenzidine	ND	4.7	ug/L	1	03/21/19	WB	SW8270D
3-Nitroaniline	ND	4.7	ug/L	1	03/21/19	WB	SW8270D
4,6-Dinitro-2-methylphenol	ND	0.94	ug/L	1	03/21/19	WB	SW8270D
4-Bromophenyl phenyl ether	ND	4.7	ug/L	1	03/21/19	WB	SW8270D
4-Chloro-3-methylphenol	ND	0.94	ug/L	1	03/21/19	WB	SW8270D
4-Chloroaniline	ND	4.7	ug/L	1	03/21/19	WB	SW8270D
4-Chlorophenyl phenyl ether	ND	0.94	ug/L	1	03/21/19	WB	SW8270D
4-Nitroaniline	ND	4.7	ug/L	1	03/21/19	WB	SW8270D
4-Nitrophenol	ND	0.94	ug/L	1	03/21/19	WB	SW8270D
Acetophenone	ND	4.7	ug/L	1	03/21/19	WB	SW8270D
Aniline	ND	4.7	ug/L	1	03/21/19	WB	SW8270D
Benzidine	ND	4.7	ug/L	1	03/21/19	WB	SW8270D
Benzoic acid	ND	4.7	ug/L	1	03/21/19	WB	SW8270D
Benzyl butyl phthalate	ND	4.7	ug/L	1	03/21/19	WB	SW8270D
Bis(2-chloroethoxy)methane	ND	4.7	ug/L	1	03/21/19	WB	SW8270D
Bis(2-chloroethyl)ether	ND	0.94	ug/L	1	03/21/19	WB	SW8270D
Bis(2-chloroisopropyl)ether	ND	4.7	ug/L	1	03/21/19	WB	SW8270D
Bis(2-ethylhexyl)phthalate	ND	0.94	ug/L	1	03/21/19	WB	SW8270D
Carbazole	ND	4.7	ug/L	1	03/21/19	WB	SW8270D
Dibenzofuran	ND	4.7	ug/L	1	03/21/19	WB	SW8270D
Diethyl phthalate	ND	4.7	ug/L	1	03/21/19	WB	SW8270D
Dimethylphthalate	ND	4.7	ug/L	1	03/21/19	WB	SW8270D
Di-n-butylphthalate	ND	4.7	ug/L	1	03/21/19	WB	SW8270D
Di-n-octylphthalate	ND	4.7	ug/L	1	03/21/19	WB	SW8270D
Hexachloroethane	ND	0.94	ug/L	1	03/21/19	WB	SW8270D
Isophorone	ND	4.7	ug/L	1	03/21/19	WB	SW8270D

Client ID: TW-1

Parameter	Result	RL/ PQL	Units	Dilution	Date/Time	By	Reference
N-Nitrosodi-n-propylamine	ND	4.7	ug/L	1	03/21/19	WB	SW8270D
N-Nitrosodiphenylamine	ND	4.7	ug/L	1	03/21/19	WB	SW8270D
Pentachloronitrobenzene	ND	2.4	ug/L	1	03/21/19	WB	SW8270D
Phenol	ND	0.94	ug/L	1	03/21/19	WB	SW8270D
<u>QA/QC Surrogates</u>							
% 2,4,6-Tribromophenol	64		%	1	03/21/19	WB	15 - 110 %
% 2-Fluorobiphenyl	72		%	1	03/21/19	WB	30 - 130 %
% 2-Fluorophenol	55		%	1	03/21/19	WB	15 - 110 %
% Nitrobenzene-d5	86		%	1	03/21/19	WB	30 - 130 %
% Phenol-d5	28		%	1	03/21/19	WB	15 - 110 %
% Terphenyl-d14	83		%	1	03/21/19	WB	30 - 130 %
<u>Semivolatiles (SIM)</u>							
2-Methylnaphthalene	ND	0.47	ug/L	1	03/20/19	MR	SW8270D (SIM)
Acenaphthene	ND	0.47	ug/L	1	03/20/19	MR	SW8270D (SIM)
Acenaphthylene	ND	0.47	ug/L	1	03/20/19	MR	SW8270D (SIM)
Anthracene	ND	0.47	ug/L	1	03/20/19	MR	SW8270D (SIM)
Benz(a)anthracene	0.03	0.02	ug/L	1	03/20/19	MR	SW8270D (SIM)
Benzo(a)pyrene	ND	0.02	ug/L	1	03/20/19	MR	SW8270D (SIM)
Benzo(b)fluoranthene	0.02	0.02	ug/L	1	03/20/19	MR	SW8270D (SIM)
Benzo(ghi)perylene	ND	0.47	ug/L	1	03/20/19	MR	SW8270D (SIM)
Benzo(k)fluoranthene	ND	0.02	ug/L	1	03/20/19	MR	SW8270D (SIM)
Chrysene	0.03	0.02	ug/L	1	03/20/19	MR	SW8270D (SIM)
Dibenz(a,h)anthracene	ND	0.47	ug/L	1	03/20/19	MR	SW8270D (SIM)
Fluoranthene	ND	0.47	ug/L	1	03/20/19	MR	SW8270D (SIM)
Fluorene	ND	0.47	ug/L	1	03/20/19	MR	SW8270D (SIM)
Hexachlorobenzene	ND	0.04	ug/L	1	03/20/19	MR	SW8270D (SIM)
Hexachlorobutadiene	ND	0.47	ug/L	1	03/20/19	MR	SW8270D (SIM)
Hexachlorocyclopentadiene	ND	0.47	ug/L	1	03/20/19	MR	SW8270D (SIM)
Indeno(1,2,3-cd)pyrene	ND	0.02	ug/L	1	03/20/19	MR	SW8270D (SIM)
Naphthalene	0.84	0.47	ug/L	1	03/20/19	MR	SW8270D (SIM)
Nitrobenzene	ND	0.38	ug/L	1	03/20/19	MR	SW8270D (SIM)
N-Nitrosodimethylamine	ND	0.47	ug/L	1	03/20/19	MR	SW8270D (SIM)
Pentachlorophenol	ND	0.47	ug/L	1	03/20/19	MR	SW8270D (SIM)
Phenanthrene	0.87	0.47	ug/L	1	03/20/19	MR	SW8270D (SIM)
Pyrene	ND	0.47	ug/L	1	03/20/19	MR	SW8270D (SIM)
Pyridine	ND	0.47	ug/L	1	03/20/19	MR	SW8270D (SIM)
<u>QA/QC Surrogates</u>							
% 2,4,6-Tribromophenol	105		%	1	03/20/19	MR	15 - 110 %
% 2-Fluorobiphenyl	76		%	1	03/20/19	MR	30 - 130 %
% 2-Fluorophenol	59		%	1	03/20/19	MR	15 - 110 %
% Nitrobenzene-d5	90		%	1	03/20/19	MR	30 - 130 %
% Phenol-d5	41		%	1	03/20/19	MR	15 - 110 %
% Terphenyl-d14	72		%	1	03/20/19	MR	30 - 130 %

Client ID: TW-1

Parameter	Result	RL/ PQL	Units	Dilution	Date/Time	By	Reference
-----------	--------	------------	-------	----------	-----------	----	-----------

1 = This parameter is not certified by the primary accrediting authority (NY NELAC) for this matrix. NY NELAC does not offer certification for all parameters at this time.

RL/PQL=Reporting/Practical Quantitation Level (Equivalent to NELAC LOQ, Limit of Quantitation) ND=Not Detected at RL/PQL
BRL=Below Reporting Level L=Biased Low

QA/QC Surrogates: Surrogates are compounds (preceded with a %) added by the lab to determine analysis efficiency. Surrogate results(%) listed in the report are not "detected" compounds.

Comments:

Per 1.4.6 of EPA method 8270D, 1,2-Diphenylhydrazine is unstable and readily converts to Azobenzene. Azobenzene is used for the calibration of 1,2-Diphenylhydrazine.

If you are the client above and have any questions concerning this testing, please do not hesitate to contact Phoenix Client Services at ext.200. The contents of this report cannot be discussed with anyone other than the client listed above without their written consent.



Phyllis Shiller, Laboratory Director

April 04, 2019

Reviewed and Released by: Rashmi Makol, Project Manager



Environmental Laboratories, Inc.
 587 East Middle Turnpike, P.O.Box 370, Manchester, CT 06045
 Tel. (860) 645-1102 Fax (860) 645-0823



Analysis Report

April 04, 2019

FOR: Attn: Moshe Monheit
 Rock Brokerage
 170 Lee Avenue
 Brooklyn NY 11211

Sample Information

Matrix: WATER
 Location Code: ROCKBROKE
 Rush Request: Standard
 P.O.#:

Custody Information

Collected by:
 Received by: CP
 Analyzed by: see "By" below

Date

03/18/19
 03/18/19

Time

7:45
 17:46

Laboratory Data

SDG ID: GCC69571
 Phoenix ID: CC69574

Project ID: 297 WALLABOUT
 Client ID: FIELD BLANK

Parameter	Result	RL/ PQL	Units	Dilution	Date/Time	By	Reference
PFAS	Completed				04/01/19	*	SOP 434-PFAAS C

C = This parameter is subcontracted.

RL/PQL=Reporting/Practical Quantitation Level (Equivalent to NELAC LOQ, Limit of Quantitation) ND=Not Detected at RL/PQL
 BRL=Below Reporting Level L=Biased Low

Comments:

*See attached

PFAS (SOP 434-PFAAS) was analyzed by NY certified lab #10899.

If you are the client above and have any questions concerning this testing, please do not hesitate to contact Phoenix Client Services at ext.200.
 The contents of this report cannot be discussed with anyone other than the client listed above without their written consent.

Phyllis Shiller, Laboratory Director

April 04, 2019

Reviewed and Released by: Rashmi Makol, Project Manager



Environmental Laboratories, Inc.
 587 East Middle Turnpike, P.O.Box 370, Manchester, CT 06045
 Tel. (860) 645-1102 Fax (860) 645-0823



QA/QC Report

April 04, 2019

QA/QC Data

SDG I.D.: GCC69571

Parameter	Blank	Blk RL	Sample Result	Dup Result	Dup RPD	LCS %	LCSD %	LCS RPD	MS %	MSD %	MS RPD	% Rec Limits	% RPD Limits
-----------	-------	--------	---------------	------------	---------	-------	--------	---------	------	-------	--------	--------------	--------------

QA/QC Batch 470771 (mg/L), QC Sample No: CC69267 (CC69571, CC69572, CC69573)

Mercury - Water	BRL	0.0002	<0.0002	<0.0002	NC	84.8			90.2			80 - 120	20
-----------------	-----	--------	---------	---------	----	------	--	--	------	--	--	----------	----

Comment:

Additional Mercury criteria: LCS acceptance range for waters is 80-120% and for soils is 70-130%. MS acceptance range is 75-125%.

QA/QC Batch 470787 (mg/L), QC Sample No: CC69571 (CC69571, CC69572, CC69573)

Mercury (Dissolved)	BRL	0.0002	<0.0002	<0.0003	NC	84.0			82.9			80 - 120	20
---------------------	-----	--------	---------	---------	----	------	--	--	------	--	--	----------	----

Comment:

Additional Mercury criteria: LCS acceptance range for waters is 80-120% and for soils is 70-130%. MS acceptance range is 75-125%.

QA/QC Batch 470916 (mg/L), QC Sample No: CC70817 (CC69571, CC69572, CC69573)

ICP Metals - Dissolved

Aluminum	BRL	0.011	0.012	0.012	NC	87.9			87.4			75 - 125	20
Antimony	BRL	0.005	0.014	<0.010	NC	93.6			96.7			75 - 125	20
Arsenic	BRL	0.004	<0.004	<0.004	NC	87.3			89.5			75 - 125	20
Barium	BRL	0.002	0.011	0.011	0	92.7			92.3			75 - 125	20
Beryllium	BRL	0.001	<0.001	<0.001	NC	93.1			93.0			75 - 125	20
Cadmium	BRL	0.001	<0.001	<0.001	NC	89.2			90.3			75 - 125	20
Calcium	BRL	0.01	9.90	9.83	0.70	90.2			NC			75 - 125	20
Chromium	BRL	0.001	<0.001	<0.001	NC	87.5			89.9			75 - 125	20
Cobalt	BRL	0.001	<0.001	<0.001	NC	90.0			92.6			75 - 125	20
Copper	BRL	0.005	<0.005	<0.005	NC	90.3			90.5			75 - 125	20
Iron	BRL	0.011	0.012	<0.011	NC	90.0			91.8			75 - 125	20
Lead	BRL	0.002	<0.002	<0.002	NC	86.6			89.1			75 - 125	20
Magnesium	BRL	0.01	1.58	1.57	0.60	93.2			94.3			75 - 125	20
Manganese	BRL	0.001	0.222	0.221	0.50	89.3			91.3			75 - 125	20
Nickel	BRL	0.001	<0.001	<0.001	NC	87.5			89.6			75 - 125	20
Potassium	BRL	0.1	2.8	2.8	0	91.1			84.8			75 - 125	20
Selenium	BRL	0.011	<0.011	<0.011	NC	85.9			87.7			75 - 125	20
Silver	BRL	0.001	<0.001	<0.001	NC	88.8			89.5			75 - 125	20
Sodium	BRL	0.11	3.68	3.68	0	93.7			88.7			75 - 125	20
Vanadium	BRL	0.002	<0.002	<0.002	NC	89.2			90.1			75 - 125	20
Zinc	BRL	0.002	0.002	0.003	NC	88.6			91.2			75 - 125	20

QA/QC Batch 471030 (mg/L), QC Sample No: CC70914 (CC69571, CC69572, CC69573)

ICP Metals - Aqueous

Aluminum	BRL	0.010	0.155	0.144	7.40	99.7			105	106	0.9	75 - 125	20
Antimony	BRL	0.005	<0.005	<0.005	NC	110			109	113	3.6	75 - 125	20
Arsenic	BRL	0.004	<0.004	<0.004	NC	99.2			98.8	104	5.1	75 - 125	20
Barium	BRL	0.002	0.043	0.044	2.30	105			107	108	0.9	75 - 125	20
Beryllium	BRL	0.001	<0.001	<0.001	NC	102			104	106	1.9	75 - 125	20
Cadmium	BRL	0.001	<0.001	<0.001	NC	98.4			96.1	102	6.0	75 - 125	20
Calcium	BRL	0.010	30.1	31.0	2.90	99.1			NC	NC	NC	75 - 125	20
Chromium	BRL	0.001	<0.001	<0.001	NC	100			97.2	103	5.8	75 - 125	20
Cobalt	BRL	0.002	<0.002	<0.002	NC	102			99.2	104	4.7	75 - 125	20

QA/QC Data

SDG I.D.: GCC69571

Parameter	Blank	Blk RL	Sample Result	Dup Result	Dup RPD	LCS %	LCSD %	LCS RPD	MS %	MSD %	MS RPD	% Rec Limits	% RPD Limits
Copper	BRL	0.005	<0.005	<0.005	NC	103			106	107	0.9	75 - 125	20
Iron	BRL	0.010	0.088	0.083	5.80	103			99.3	105	5.6	75 - 125	20
Lead	BRL	0.002	<0.002	<0.002	NC	98.7			95.4	100	4.7	75 - 125	20
Magnesium	BRL	0.010	6.86	7.04	2.60	105			NC	NC	NC	75 - 125	20
Manganese	BRL	0.001	0.069	0.071	2.90	102			98.7	104	5.2	75 - 125	20
Nickel	BRL	0.001	0.011	0.010	9.50	98.8			95.0	101	6.1	75 - 125	20
Potassium	BRL	0.1	4.2	4.1	2.40	108			119	109	8.8	75 - 125	20
Selenium	BRL	0.010	<0.010	<0.010	NC	97.1			95.3	100	4.8	75 - 125	20
Silver	BRL	0.001	<0.001	<0.001	NC	102			105	107	1.9	75 - 125	20
Sodium	BRL	0.10	167	177	5.80	108			NC	NC	NC	75 - 125	20
Vanadium	BRL	0.002	<0.002	<0.002	NC	101			102	105	2.9	75 - 125	20
Zinc	BRL	0.004	0.017	0.018	NC	100			99.0	105	5.9	75 - 125	20

QA/QC Batch 470866 (mg/L), QC Sample No: CC69264 5X (CC69571, CC69572, CC69573)

ICP MS Metals - Aqueous

Thallium	BRL	0.0005	<0.0005	<0.0005	NC	104			104			75 - 125	20
----------	-----	--------	---------	---------	----	-----	--	--	-----	--	--	----------	----

QA/QC Batch 470917 (mg/L), QC Sample No: CC69572 (CC69571, CC69572, CC69573)

ICP Metals MS - Dissolved

Thallium	BRL	0.0003	<0.0005	<0.0016	NC	95.0			90.4			75 - 125	20
----------	-----	--------	---------	---------	----	------	--	--	------	--	--	----------	----



Environmental Laboratories, Inc.
 587 East Middle Turnpike, P.O.Box 370, Manchester, CT 06045
 Tel. (860) 645-1102 Fax (860) 645-0823



QA/QC Report

April 04, 2019

QA/QC Data

SDG I.D.: GCC69571

Parameter	Blank	Blk RL	LCS %	LCSD %	LCS RPD	MS %	MSD %	MS RPD	% Rec Limits	% RPD Limits
-----------	-------	-----------	----------	-----------	------------	---------	----------	-----------	--------------------	--------------------

QA/QC Batch 470693 (ug/L), QC Sample No: CC69020 (CC69571, CC69572, CC69573)

Polychlorinated Biphenyls - Ground Water

PCB-1016	ND	0.050	78	70	10.8				40 - 140	20
PCB-1221	ND	0.050							40 - 140	20
PCB-1232	ND	0.050							40 - 140	20
PCB-1242	ND	0.050							40 - 140	20
PCB-1248	ND	0.050							40 - 140	20
PCB-1254	ND	0.050							40 - 140	20
PCB-1260	ND	0.050	93	81	13.8				40 - 140	20
PCB-1262	ND	0.050							40 - 140	20
PCB-1268	ND	0.050							40 - 140	20
% DCBP (Surrogate Rec)	67	%	92	76	19.0				30 - 150	20
% DCBP (Surrogate Rec) (Confirm)	66	%	90	76	16.9				30 - 150	20
% TCMX (Surrogate Rec)	62	%	81	74	9.0				30 - 150	20
% TCMX (Surrogate Rec) (Confirm)	61	%	77	70	9.5				30 - 150	20

Comment:

A LCS and LCS Duplicate were performed instead of a matrix spike and matrix spike duplicate.

QA/QC Batch 470694 (ug/L), QC Sample No: CC69020 (CC69571, CC69572, CC69573)

Pesticides - Ground Water

4,4' -DDD	ND	0.003	113	120	6.0				40 - 140	20
4,4' -DDE	ND	0.003	78	101	25.7				40 - 140	20
4,4' -DDT	ND	0.003	107	89	18.4				40 - 140	20
a-BHC	ND	0.002	89	101	12.6				40 - 140	20
a-Chlordane	ND	0.005	92	96	4.3				40 - 140	20
Alachlor	ND	0.005	NA	NA	NC				40 - 140	20
Aldrin	ND	0.002	75	86	13.7				40 - 140	20
b-BHC	ND	0.010	101	102	1.0				40 - 140	20
Chlordane	ND	0.050	91	94	3.2				40 - 140	20
d-BHC	ND	0.005	92	97	5.3				40 - 140	20
Dieldrin	ND	0.002	95	100	5.1				40 - 140	20
Endosulfan I	ND	0.005	115	97	17.0				40 - 140	20
Endosulfan II	ND	0.005	105	121	14.2				40 - 140	20
Endosulfan sulfate	ND	0.005	105	107	1.9				40 - 140	20
Endrin	ND	0.005	104	128	20.7				40 - 140	20
Endrin aldehyde	ND	0.005	112	118	5.2				40 - 140	20
Endrin ketone	ND	0.005	114	73	43.9				40 - 140	20
g-BHC	ND	0.002	82	94	13.6				40 - 140	20
g-Chlordane	ND	0.005	91	94	3.2				40 - 140	20
Heptachlor	ND	0.005	104	101	2.9				40 - 140	20
Heptachlor epoxide	ND	0.005	94	103	9.1				40 - 140	20
Methoxychlor	ND	0.005	107	102	4.8				40 - 140	20
Toxaphene	ND	0.20	NA	NA	NC				40 - 140	20

QA/QC Data

SDG I.D.: GCC69571

Parameter	Blk		LCS %	LCSD %	LCS RPD	MS %	MSD %	MS RPD	% Rec Limits	% RPD Limits
	Blank	RL								
% DCBP	57	%	86	84	2.4				30 - 150	20
% DCBP (Confirmation)	66	%	94	94	0.0				30 - 150	20
% TCMX	62	%	82	85	3.6				30 - 150	20
% TCMX (Confirmation)	70	%	100	91	9.4				30 - 150	20

Comment:

A LCS and LCS duplicate were performed instead of a MS and MSD. Alpha and gamma chlordane were spiked and analyzed instead of technical chlordane. Gamma chlordane recovery is reported as chlordane in the LCS and LCSD

QA/QC Batch 470730 (ug/L), QC Sample No: CC68690 (CC69571, CC69572, CC69573)

Semivolatiles - Ground Water

1,2,4,5-Tetrachlorobenzene	ND	3.5	57	74	26.0				30 - 130	20	r
1,2,4-Trichlorobenzene	ND	3.5	44	63	35.5				30 - 130	20	r
1,2-Dichlorobenzene	ND	1.0	38	62	48.0				30 - 130	20	r
1,2-Diphenylhydrazine	ND	1.6	73	68	7.1				30 - 130	20	
1,3-Dichlorobenzene	ND	1.0	41	64	43.8				30 - 130	20	r
1,4-Dichlorobenzene	ND	1.0	43	61	34.6				30 - 130	20	r
2,4,5-Trichlorophenol	ND	1.0	79	75	5.2				30 - 130	20	
2,4,6-Trichlorophenol	ND	1.0	70	74	5.6				30 - 130	20	
2,4-Dichlorophenol	ND	1.0	57	74	26.0				30 - 130	20	r
2,4-Dimethylphenol	ND	1.0	65	80	20.7				30 - 130	20	r
2,4-Dinitrophenol	ND	1.0	49	64	26.5				30 - 130	20	r
2,4-Dinitrotoluene	ND	3.5	81	80	1.2				30 - 130	20	
2,6-Dinitrotoluene	ND	3.5	79	81	2.5				30 - 130	20	
2-Chloronaphthalene	ND	3.5	66	74	11.4				30 - 130	20	
2-Chlorophenol	ND	1.0	41	64	43.8				30 - 130	20	r
2-Methylphenol (o-cresol)	ND	1.0	53	68	24.8				30 - 130	20	r
2-Nitroaniline	ND	3.5	101	61	49.4				30 - 130	20	r
2-Nitrophenol	ND	1.0	49	76	43.2				30 - 130	20	r
3&4-Methylphenol (m&p-cresol)	ND	1.0	35	44	22.8				30 - 130	20	r
3,3'-Dichlorobenzidine	ND	5.0	70	70	0.0				30 - 130	20	
3-Nitroaniline	ND	5.0	102	64	45.8				30 - 130	20	r
4,6-Dinitro-2-methylphenol	ND	1.0	73	77	5.3				30 - 130	20	
4-Bromophenyl phenyl ether	ND	3.5	75	81	7.7				30 - 130	20	
4-Chloro-3-methylphenol	ND	1.0	75	81	7.7				30 - 130	20	
4-Chloroaniline	ND	3.5	65	41	45.3				30 - 130	20	r
4-Chlorophenyl phenyl ether	ND	1.0	72	74	2.7				30 - 130	20	
4-Nitroaniline	ND	5.0	81	82	1.2				30 - 130	20	
4-Nitrophenol	ND	1.0	76	70	8.2				15 - 130	20	
Acetophenone	ND	3.5	47	66	33.6				30 - 130	20	r
Aniline	ND	3.5	46	31	39.0				30 - 130	20	r
Benzidine	ND	4.5	92	92	0.0				30 - 130	20	
Benzoic acid	ND	10	42	47	11.2				30 - 130	20	
Benzyl butyl phthalate	ND	1.5	83	88	5.8				30 - 130	20	
Bis(2-chloroethoxy)methane	ND	3.5	54	64	16.9				30 - 130	20	
Bis(2-chloroethyl)ether	ND	1.0	35	62	55.7				30 - 130	20	r
Bis(2-chloroisopropyl)ether	ND	1.0	35	59	51.1				30 - 130	20	r
Bis(2-ethylhexyl)phthalate	ND	1.5	89	93	4.4				30 - 130	20	
Carbazole	ND	5.0	84	72	15.4				30 - 130	20	
Dibenzofuran	ND	3.5	73	75	2.7				30 - 130	20	
Diethyl phthalate	ND	1.5	81	80	1.2				30 - 130	20	
Dimethylphthalate	ND	1.5	80	80	0.0				30 - 130	20	
Di-n-butylphthalate	ND	1.5	90	94	4.3				30 - 130	20	
Di-n-octylphthalate	ND	1.5	91	97	6.4				30 - 130	20	

QA/QC Data

SDG I.D.: GCC69571

Parameter	Blk		LCS %	LCSD %	LCS RPD	MS %	MSD %	MS RPD	% Rec Limits	% RPD Limits	
	Blank	RL									
Hexachloroethane	ND	3.5	42	64	41.5				30 - 130	20	r
Isophorone	ND	3.5	57	70	20.5				30 - 130	20	
N-Nitrosodi-n-propylamine	ND	3.5	62	76	20.3				30 - 130	20	
N-Nitrosodiphenylamine	ND	3.5	69	33	70.6				30 - 130	20	r
Pentachloronitrobenzene	ND	5.0	70	81	14.6				30 - 130	20	
Phenol	ND	1.0	40	51	24.2				15 - 130	20	r
% 2,4,6-Tribromophenol	51	%	77	81	5.1				15 - 110	20	
% 2-Fluorobiphenyl	69	%	62	69	10.7				30 - 130	20	
% 2-Fluorophenol	48	%	31	45	36.8				15 - 110	20	r
% Nitrobenzene-d5	50	%	48	66	31.6				30 - 130	20	r
% Phenol-d5	45	%	37	45	19.5				15 - 110	20	
% Terphenyl-d14	76	%	77	77	0.0				30 - 130	20	

Comment:

A LCS and LCS Duplicate were performed instead of a matrix spike and matrix spike duplicate.

Additional 8270 criteria: 20% of compounds can be outside of acceptance criteria as long as recovery is at least 10%. (Acid surrogates acceptance range for aqueous samples: 15-110%, for soils 30-130%)

QA/QC Batch 471046 (ug/l), QC Sample No: CC69571 (CC69571)

1,4dioxane - Ground Water

1,4-dioxane	ND	0.25	98	103	5.0	96			30 - 130	20	
% 1,4-dioxane-d8	92	%	98	100	2.0	87			30 - 130	20	

QA/QC Batch 470730 (ug/L), QC Sample No: CC68690 (CC69571, CC69572, CC69573)

Semivolatiles (SIM) - Ground Water

2-Methylnaphthalene	ND	0.50	55	59	7.0				30 - 130	20	
Acenaphthene	ND	0.50	68	64	6.1				30 - 130	20	
Acenaphthylene	ND	0.50	67	59	12.7				30 - 130	20	
Anthracene	ND	0.50	78	66	16.7				30 - 130	20	
Benz(a)anthracene	ND	0.50	76	64	17.1				30 - 130	20	
Benzo(a)pyrene	ND	0.50	79	67	16.4				30 - 130	20	
Benzo(b)fluoranthene	ND	0.50	84	73	14.0				30 - 130	20	
Benzo(ghi)perylene	ND	0.50	62	57	8.4				30 - 130	20	
Benzo(k)fluoranthene	ND	0.50	83	73	12.8				30 - 130	20	
Chrysene	ND	0.50	78	67	15.2				30 - 130	20	
Dibenz(a,h)anthracene	ND	0.50	76	69	9.7				30 - 130	20	
Fluoranthene	ND	0.50	82	66	21.6				30 - 130	20	r
Fluorene	ND	0.50	79	70	12.1				30 - 130	20	
Hexachlorobenzene	ND	0.50	71	63	11.9				30 - 130	20	
Hexachlorobutadiene	ND	0.50	36	47	26.5				30 - 130	20	r
Hexachlorocyclopentadiene	ND	0.50	26	31	17.5				30 - 130	20	l
Indeno(1,2,3-cd)pyrene	ND	0.50	73	65	11.6				30 - 130	20	
Naphthalene	ND	0.50	43	51	17.0				30 - 130	20	
Nitrobenzene	ND	0.50	53	57	7.3				30 - 130	20	
N-Nitrosodimethylamine	ND	0.05	42	52	21.3				30 - 130	20	r
Pentachlorophenol	ND	0.50	85	70	19.4				30 - 130	20	
Phenanthrene	ND	0.50	75	64	15.8				30 - 130	20	
Pyrene	ND	0.50	80	66	19.2				30 - 130	20	
Pyridine	ND	0.50	32	57	56.2				30 - 130	20	r
% 2,4,6-Tribromophenol	92	%	90	76	16.9				15 - 110	20	
% 2-Fluorobiphenyl	67	%	57	57	0.0				30 - 130	20	
% 2-Fluorophenol	63	%	32	39	19.7				15 - 110	20	
% Nitrobenzene-d5	81	%	50	60	18.2				30 - 130	20	
% Phenol-d5	72	%	40	42	4.9				15 - 110	20	

QA/QC Data

SDG I.D.: GCC69571

Parameter	Blank	Blk RL	LCS %	LCSD %	LCS RPD	MS %	MSD %	MS RPD	% Rec Limits	% RPD Limits
% Terphenyl-d14	75	%	70	58	18.8				30 - 130	20

Comment:

A LCS and LCS Duplicate were performed instead of a matrix spike and matrix spike duplicate.

Additional 8270 criteria: 20% of compounds can be outside of acceptance criteria as long as recovery is at least 10%. (Acid surrogates acceptance range for aqueous samples: 15-110%, for soils 30-130%)

QA/QC Batch 470999 (ug/L), QC Sample No: CC69338 (CC69571, CC69572, CC69573)

Volatiles - Ground Water

1,1,1,2-Tetrachloroethane	ND	1.0	92	94	2.2				70 - 130	30
1,1,1-Trichloroethane	ND	1.0	97	100	3.0				70 - 130	30
1,1,2,2-Tetrachloroethane	ND	0.50	96	95	1.0				70 - 130	30
1,1,2-Trichloroethane	ND	1.0	92	93	1.1				70 - 130	30
1,1-Dichloroethane	ND	1.0	92	95	3.2				70 - 130	30
1,1-Dichloroethene	ND	1.0	97	99	2.0				70 - 130	30
1,1-Dichloropropene	ND	1.0	97	99	2.0				70 - 130	30
1,2,3-Trichlorobenzene	ND	1.0	106	107	0.9				70 - 130	30
1,2,3-Trichloropropane	ND	1.0	96	96	0.0				70 - 130	30
1,2,4-Trichlorobenzene	ND	1.0	97	98	1.0				70 - 130	30
1,2,4-Trimethylbenzene	ND	1.0	92	93	1.1				70 - 130	30
1,2-Dibromo-3-chloropropane	ND	1.0	106	108	1.9				70 - 130	30
1,2-Dibromoethane	ND	1.0	95	97	2.1				70 - 130	30
1,2-Dichlorobenzene	ND	1.0	91	93	2.2				70 - 130	30
1,2-Dichloroethane	ND	1.0	91	91	0.0				70 - 130	30
1,2-Dichloropropane	ND	1.0	89	90	1.1				70 - 130	30
1,3,5-Trimethylbenzene	ND	1.0	94	97	3.1				70 - 130	30
1,3-Dichlorobenzene	ND	1.0	91	93	2.2				70 - 130	30
1,3-Dichloropropane	ND	1.0	92	95	3.2				70 - 130	30
1,4-Dichlorobenzene	ND	1.0	90	92	2.2				70 - 130	30
2,2-Dichloropropane	ND	1.0	91	93	2.2				70 - 130	30
2-Chlorotoluene	ND	1.0	92	95	3.2				70 - 130	30
2-Hexanone	ND	5.0	103	95	8.1				70 - 130	30
2-Isopropyltoluene	ND	1.0	94	97	3.1				70 - 130	30
4-Chlorotoluene	ND	1.0	91	93	2.2				70 - 130	30
4-Methyl-2-pentanone	ND	5.0	92	93	1.1				70 - 130	30
Acetone	ND	5.0	89	91	2.2				70 - 130	30
Acrylonitrile	ND	5.0	97	94	3.1				70 - 130	30
Benzene	ND	0.70	92	94	2.2				70 - 130	30
Bromobenzene	ND	1.0	91	93	2.2				70 - 130	30
Bromochloromethane	ND	1.0	91	92	1.1				70 - 130	30
Bromodichloromethane	ND	0.50	92	93	1.1				70 - 130	30
Bromoform	ND	1.0	101	101	0.0				70 - 130	30
Bromomethane	ND	1.0	94	95	1.1				70 - 130	30
Carbon Disulfide	ND	1.0	96	99	3.1				70 - 130	30
Carbon tetrachloride	ND	1.0	101	104	2.9				70 - 130	30
Chlorobenzene	ND	1.0	91	93	2.2				70 - 130	30
Chloroethane	ND	1.0	92	94	2.2				70 - 130	30
Chloroform	ND	1.0	89	94	5.5				70 - 130	30
Chloromethane	ND	1.0	91	93	2.2				70 - 130	30
cis-1,2-Dichloroethene	ND	1.0	91	94	3.2				70 - 130	30
cis-1,3-Dichloropropene	ND	0.40	90	90	0.0				70 - 130	30
Dibromochloromethane	ND	0.50	96	97	1.0				70 - 130	30
Dibromomethane	ND	1.0	92	94	2.2				70 - 130	30
Dichlorodifluoromethane	ND	1.0	98	100	2.0				70 - 130	30

QA/QC Data

SDG I.D.: GCC69571

Parameter	Blk		LCS %	LCSD %	LCS RPD	MS %	MSD %	MS RPD	% Rec Limits	% RPD Limits
	Blank	RL								
Ethylbenzene	ND	1.0	94	96	2.1				70 - 130	30
Hexachlorobutadiene	ND	0.40	101	101	0.0				70 - 130	30
Isopropylbenzene	ND	1.0	96	99	3.1				70 - 130	30
m&p-Xylene	ND	1.0	93	95	2.1				70 - 130	30
Methyl ethyl ketone	ND	5.0	98	100	2.0				70 - 130	30
Methyl t-butyl ether (MTBE)	ND	1.0	90	92	2.2				70 - 130	30
Methylene chloride	ND	1.0	84	84	0.0				70 - 130	30
Naphthalene	ND	1.0	107	110	2.8				70 - 130	30
n-Butylbenzene	ND	1.0	96	98	2.1				70 - 130	30
n-Propylbenzene	ND	1.0	96	99	3.1				70 - 130	30
o-Xylene	ND	1.0	92	94	2.2				70 - 130	30
p-Isopropyltoluene	ND	1.0	96	98	2.1				70 - 130	30
sec-Butylbenzene	ND	1.0	97	100	3.0				70 - 130	30
Styrene	ND	1.0	92	93	1.1				70 - 130	30
tert-Butylbenzene	ND	1.0	96	98	2.1				70 - 130	30
Tetrachloroethene	ND	1.0	95	98	3.1				70 - 130	30
Tetrahydrofuran (THF)	ND	2.5	82	83	1.2				70 - 130	30
Toluene	ND	1.0	92	93	1.1				70 - 130	30
trans-1,2-Dichloroethene	ND	1.0	94	96	2.1				70 - 130	30
trans-1,3-Dichloropropene	ND	0.40	91	93	2.2				70 - 130	30
trans-1,4-dichloro-2-butene	ND	5.0	96	99	3.1				70 - 130	30
Trichloroethene	ND	1.0	95	96	1.0				70 - 130	30
Trichlorofluoromethane	ND	1.0	106	107	0.9				70 - 130	30
Trichlorotrifluoroethane	ND	1.0	108	112	3.6				70 - 130	30
Vinyl chloride	ND	1.0	99	101	2.0				70 - 130	30
% 1,2-dichlorobenzene-d4	96	%	99	100	1.0				70 - 130	30
% Bromofluorobenzene	95	%	100	100	0.0				70 - 130	30
% Dibromofluoromethane	92	%	99	99	0.0				70 - 130	30
% Toluene-d8	98	%	99	99	0.0				70 - 130	30

Comment:

A LCS and LCS Duplicate were performed instead of a matrix spike and matrix spike duplicate.


Additional 8260 criteria: 10% of LCS/LCSD compounds can be outside of acceptance criteria as long as recovery is 40-160%.

l = This parameter is outside laboratory LCS/LCSD specified recovery limits.

r = This parameter is outside laboratory RPD specified recovery limits.

If there are any questions regarding this data, please call Phoenix Client Services at extension 200.

- RPD - Relative Percent Difference
- LCS - Laboratory Control Sample
- LCSD - Laboratory Control Sample Duplicate
- MS - Matrix Spike
- MS Dup - Matrix Spike Duplicate
- NC - No Criteria
- Intf - Interference


 Phyllis Shiller, Laboratory Director
 April 04, 2019

Thursday, April 04, 2019

Criteria: NY: 375GWP, GW

State: NY

Sample Criteria Exceedances Report GCC69571 - ROCKBROKE

SampNo	Acode	Phoenix Analyte	Criteria	Result	RL	Criteria	RL Criteria	Analysis Units
CC69571	\$8260GWR	Vinyl chloride	NY / TAGM - Volatile Organics / Groundwater Standards	6.2	1.0	2	2	ug/L
CC69571	\$8260GWR	1,2,3-Trichloropropane	NY / TOGS - Water Quality / GA Criteria	ND	1.0	0.04	0.04	ug/L
CC69571	\$8260GWR	1,2-Dibromo-3-chloropropane	NY / TOGS - Water Quality / GA Criteria	ND	1.0	0.04	0.04	ug/L
CC69571	\$8260GWR	1,2-Dibromoethane	NY / TOGS - Water Quality / GA Criteria	ND	1.0	0.0006	0.0006	ug/L
CC69571	\$8260GWR	cis-1,2-Dichloroethene	NY / TOGS - Water Quality / GA Criteria	7.6	1.0	5	5	ug/L
CC69571	\$8260GWR	Vinyl chloride	NY / TOGS - Water Quality / GA Criteria	6.2	1.0	2	2	ug/L
CC69571	\$8270-SIMR	Indeno(1,2,3-cd)pyrene	NY / TAGM - Semi-Volatiles / Groundwater Standards	ND	0.02	0.002	0.002	ug/L
CC69571	\$8270-SIMR	Benz(a)anthracene	NY / TAGM - Semi-Volatiles / Groundwater Standards	ND	0.02	0.002	0.002	ug/L
CC69571	\$8270-SIMR	Benzo(a)pyrene	NY / TAGM - Semi-Volatiles / Groundwater Standards	ND	0.02	0.002	0.002	ug/L
CC69571	\$8270-SIMR	Benzo(b)fluoranthene	NY / TAGM - Semi-Volatiles / Groundwater Standards	ND	0.02	0.002	0.002	ug/L
CC69571	\$8270-SIMR	Chrysene	NY / TAGM - Semi-Volatiles / Groundwater Standards	ND	0.02	0.002	0.002	ug/L
CC69571	\$8270-SIMR	Benzo(k)fluoranthene	NY / TAGM - Semi-Volatiles / Groundwater Standards	ND	0.02	0.002	0.002	ug/L
CC69571	\$8270-SIMR	Chrysene	NY / TOGS - Water Quality / GA Criteria	ND	0.02	0.002	0.002	ug/L
CC69571	\$8270-SIMR	Benzo(b)fluoranthene	NY / TOGS - Water Quality / GA Criteria	ND	0.02	0.002	0.002	ug/L
CC69571	\$8270-SIMR	Indeno(1,2,3-cd)pyrene	NY / TOGS - Water Quality / GA Criteria	ND	0.02	0.002	0.002	ug/L
CC69571	\$8270-SIMR	Benz(a)anthracene	NY / TOGS - Water Quality / GA Criteria	ND	0.02	0.002	0.002	ug/L
CC69571	\$8270-SIMR	Benzo(k)fluoranthene	NY / TOGS - Water Quality / GA Criteria	ND	0.02	0.002	0.002	ug/L
CC69571	\$PEST_GAWN	Toxaphene	NY / TOGS - Water Quality / GA Criteria	ND	0.24	0.06	0.06	ug/L
CC69571	AL-WM	Aluminum	NY / TOGS - Water Quality / GA Criteria	4.61	0.010	0.1	0.1	mg/L
CC69571	D-FE	Iron (Dissolved)	NY / TOGS - Water Quality / GA Criteria	9.72	0.011	0.3	0.3	mg/L
CC69571	D-MN	Manganese (Dissolved)	NY / TOGS - Water Quality / GA Criteria	2.38	0.011	0.3	0.3	mg/L
CC69571	D-NA	Sodium (Dissolved)	NY / TOGS - Water Quality / GA Criteria	58.4	1.1	20	20	mg/L
CC69571	FE-WM	Iron	NY / TOGS - Water Quality / GA Criteria	35.6	0.010	0.3	0.3	mg/L
CC69571	MN-WM	Manganese	NY / TOGS - Water Quality / GA Criteria	2.67	0.010	0.3	0.3	mg/L
CC69571	NA-WM	Sodium	NY / TOGS - Water Quality / GA Criteria	55.2	1.0	20	20	mg/L
CC69571	SB-WM	Antimony	NY / TOGS - Water Quality / GA Criteria	0.011	0.003	0.003	0.003	mg/L
CC69572	\$8260GWR	Vinyl chloride	NY / TAGM - Volatile Organics / Groundwater Standards	4.2	1.0	2	2	ug/L
CC69572	\$8260GWR	Trichloroethene	NY / TAGM - Volatile Organics / Groundwater Standards	6.5	1.0	5	5	ug/L
CC69572	\$8260GWR	cis-1,2-Dichloroethene	NY / TOGS - Water Quality / GA Criteria	11	1.0	5	5	ug/L
CC69572	\$8260GWR	1,2,3-Trichloropropane	NY / TOGS - Water Quality / GA Criteria	ND	1.0	0.04	0.04	ug/L
CC69572	\$8260GWR	1,2-Dibromoethane	NY / TOGS - Water Quality / GA Criteria	ND	1.0	0.0006	0.0006	ug/L
CC69572	\$8260GWR	Trichloroethene	NY / TOGS - Water Quality / GA Criteria	6.5	1.0	5	5	ug/L
CC69572	\$8260GWR	1,2-Dibromo-3-chloropropane	NY / TOGS - Water Quality / GA Criteria	ND	1.0	0.04	0.04	ug/L
CC69572	\$8260GWR	Vinyl chloride	NY / TOGS - Water Quality / GA Criteria	4.2	1.0	2	2	ug/L
CC69572	\$8270-SIMR	Chrysene	NY / TAGM - Semi-Volatiles / Groundwater Standards	ND	0.02	0.002	0.002	ug/L
CC69572	\$8270-SIMR	Benz(a)anthracene	NY / TAGM - Semi-Volatiles / Groundwater Standards	ND	0.02	0.002	0.002	ug/L
CC69572	\$8270-SIMR	Benzo(a)pyrene	NY / TAGM - Semi-Volatiles / Groundwater Standards	ND	0.02	0.002	0.002	ug/L
CC69572	\$8270-SIMR	Benzo(b)fluoranthene	NY / TAGM - Semi-Volatiles / Groundwater Standards	ND	0.02	0.002	0.002	ug/L
CC69572	\$8270-SIMR	Indeno(1,2,3-cd)pyrene	NY / TAGM - Semi-Volatiles / Groundwater Standards	ND	0.02	0.002	0.002	ug/L
CC69572	\$8270-SIMR	Benzo(k)fluoranthene	NY / TAGM - Semi-Volatiles / Groundwater Standards	ND	0.02	0.002	0.002	ug/L
CC69572	\$8270-SIMR	Indeno(1,2,3-cd)pyrene	NY / TOGS - Water Quality / GA Criteria	ND	0.02	0.002	0.002	ug/L

Thursday, April 04, 2019

Criteria: NY: 375GWP, GW

State: NY

Sample Criteria Exceedances Report GCC69571 - ROCKBROKE

SampNo	Acode	Phoenix Analyte	Criteria	Result	RL	Criteria	RL	Criteria	Analysis Units
CC69572	\$8270-SIMR	Benzo(k)fluoranthene	NY / TOGS - Water Quality / GA Criteria	ND	0.02	0.002	0.002		ug/L
CC69572	\$8270-SIMR	Benzo(b)fluoranthene	NY / TOGS - Water Quality / GA Criteria	ND	0.02	0.002	0.002		ug/L
CC69572	\$8270-SIMR	Benz(a)anthracene	NY / TOGS - Water Quality / GA Criteria	ND	0.02	0.002	0.002		ug/L
CC69572	\$8270-SIMR	Chrysene	NY / TOGS - Water Quality / GA Criteria	ND	0.02	0.002	0.002		ug/L
CC69572	\$PEST_GAWN	4,4' -DDT	NY / TAGM - Pest/Herb/PCBs / Groundwater Standards	0.017	0.009	0.01	0.01		ug/L
CC69572	\$PEST_GAWN	Toxaphene	NY / TOGS - Water Quality / GA Criteria	ND	0.24	0.06	0.06		ug/L
CC69572	AL-WM	Aluminum	NY / TOGS - Water Quality / GA Criteria	9.96	0.010	0.1	0.1		mg/L
CC69572	D-MN	Manganese (Dissolved)	NY / TOGS - Water Quality / GA Criteria	1.65	0.001	0.3	0.3		mg/L
CC69572	D-NA	Sodium (Dissolved)	NY / TOGS - Water Quality / GA Criteria	65.0	1.1	20	20		mg/L
CC69572	FE-WM	Iron	NY / TOGS - Water Quality / GA Criteria	10.1	0.010	0.3	0.3		mg/L
CC69572	MN-WM	Manganese	NY / TOGS - Water Quality / GA Criteria	1.88	0.001	0.3	0.3		mg/L
CC69572	NA-WM	Sodium	NY / TOGS - Water Quality / GA Criteria	59.5	1.0	20	20		mg/L
CC69573	\$8260GWR	1,2-Dibromo-3-chloropropane	NY / TOGS - Water Quality / GA Criteria	ND	1.0	0.04	0.04		ug/L
CC69573	\$8260GWR	1,2-Dibromoethane	NY / TOGS - Water Quality / GA Criteria	ND	1.0	0.0006	0.0006		ug/L
CC69573	\$8260GWR	1,2,3-Trichloropropane	NY / TOGS - Water Quality / GA Criteria	ND	1.0	0.04	0.04		ug/L
CC69573	\$8270-SIMR	Benzo(k)fluoranthene	NY / TAGM - Semi-Volatiles / Groundwater Standards	ND	0.02	0.002	0.002		ug/L
CC69573	\$8270-SIMR	Indeno(1,2,3-cd)pyrene	NY / TAGM - Semi-Volatiles / Groundwater Standards	ND	0.02	0.002	0.002		ug/L
CC69573	\$8270-SIMR	Benz(a)anthracene	NY / TAGM - Semi-Volatiles / Groundwater Standards	0.03	0.02	0.002	0.002		ug/L
CC69573	\$8270-SIMR	Benzo(a)pyrene	NY / TAGM - Semi-Volatiles / Groundwater Standards	ND	0.02	0.002	0.002		ug/L
CC69573	\$8270-SIMR	Benzo(b)fluoranthene	NY / TAGM - Semi-Volatiles / Groundwater Standards	0.02	0.02	0.002	0.002		ug/L
CC69573	\$8270-SIMR	Chrysene	NY / TAGM - Semi-Volatiles / Groundwater Standards	0.03	0.02	0.002	0.002		ug/L
CC69573	\$8270-SIMR	Indeno(1,2,3-cd)pyrene	NY / TOGS - Water Quality / GA Criteria	ND	0.02	0.002	0.002		ug/L
CC69573	\$8270-SIMR	Chrysene	NY / TOGS - Water Quality / GA Criteria	0.03	0.02	0.002	0.002		ug/L
CC69573	\$8270-SIMR	Benzo(b)fluoranthene	NY / TOGS - Water Quality / GA Criteria	0.02	0.02	0.002	0.002		ug/L
CC69573	\$8270-SIMR	Benz(a)anthracene	NY / TOGS - Water Quality / GA Criteria	0.03	0.02	0.002	0.002		ug/L
CC69573	\$8270-SIMR	Benzo(k)fluoranthene	NY / TOGS - Water Quality / GA Criteria	ND	0.02	0.002	0.002		ug/L
CC69573	\$PEST_GAWN	Toxaphene	NY / TOGS - Water Quality / GA Criteria	ND	0.24	0.06	0.06		ug/L
CC69573	AL-WM	Aluminum	NY / TOGS - Water Quality / GA Criteria	12.0	0.010	0.1	0.1		mg/L
CC69573	D-MG	Magnesium (Dissolved)	NY / TOGS - Water Quality / GA Criteria	52.6	0.01	35	35		mg/L
CC69573	D-NA	Sodium (Dissolved)	NY / TOGS - Water Quality / GA Criteria	53.3	1.1	20	20		mg/L
CC69573	FE-WM	Iron	NY / TOGS - Water Quality / GA Criteria	23.2	0.010	0.3	0.3		mg/L
CC69573	MG-WM	Magnesium	NY / TOGS - Water Quality / GA Criteria	53.5	0.010	35	35		mg/L
CC69573	NA-WM	Sodium	NY / TOGS - Water Quality / GA Criteria	53.3	1.0	20	20		mg/L
CC69573	SB-WM	Antimony	NY / TOGS - Water Quality / GA Criteria	0.005	0.003	0.003	0.003		mg/L

Phoenix Laboratories does not assume responsibility for the data contained in this exceedance report. It is provided as an additional tool to identify requested criteria exceedences. All efforts are made to ensure the accuracy of the data (obtained from appropriate agencies). A lack of exceedence information does not necessarily suggest conformance to the criteria. It is ultimately the site professional's responsibility to determine appropriate compliance.



Environmental Laboratories, Inc.
587 East Middle Turnpike, P.O.Box 370, Manchester, CT 06045
Tel. (860) 645-1102 Fax (860) 645-0823



Analysis Comments

April 04, 2019

SDG I.D.: GCC69571

The following analysis comments are made regarding exceptions to criteria not already noted in the Analysis Report or QA/QC Report:

PEST Narration

AU-ECD35 03/20/19-1: CC69571, CC69572, CC69573

The following Continuing Calibration compounds did not meet % deviation criteria:

Samples: CC69571, CC69572, CC69573

Preceding CC 320A020 - 4,4'-DDE 26%L (20%)

Succeeding CC 320A033 - None.

A low "1A" standard was run after the samples to demonstrate capability to detect any compounds outside of the CC acceptance criteria. All reported samples were ND for the affected compounds.

SVOA Narration

CHEM29 03/20/19-2: CC69571, CC69572, CC69573

The following Initial Calibration compounds did not meet recommended response factors: Bis(2-chloroethyl)ether 0.634 (0.7)

The following Initial Calibration compounds did not meet minimum response factors: None.

The following Continuing Calibration compounds did not meet recommended response factors: Bis(2-chloroethyl)ether 0.619 (0.7)

The following Continuing Calibration compounds did not meet minimum response factors: None.

Up to eight compounds can be outside of ICAL %RSD criteria and up to sixteen compounds can be outside of CCAL %Dev criteria if less than 40%.

VOA Narration

CHEM02 03/19/19-1: CC69571, CC69572, CC69573

The following Initial Calibration compounds did not meet RSD% criteria: Acetone 29% (20%), Methylene chloride 22% (20%), Tetrahydrofuran (THF) 30% (20%)

The following Initial Calibration compounds did not meet maximum RSD% criteria: None.

The following Initial Calibration compounds did not meet recommended response factors: 1,2-Dibromo-3-chloropropane 0.027 (0.05), 2-Hexanone 0.070 (0.1), 4-Methyl-2-pentanone 0.094 (0.1), Acetone 0.044 (0.1), Bromoform 0.073 (0.1), Methyl ethyl ketone 0.058 (0.1), Tetrahydrofuran (THF) 0.049 (0.05)

The following Initial Calibration compounds did not meet minimum response factors: None.

The following Continuing Calibration compounds did not meet recommended response factors: 1,2-Dibromo-3-chloropropane 0.025 (0.05),

Bromoform 0.074 (0.1), Tetrahydrofuran (THF) 0.039 (0.05)

The following Continuing Calibration compounds did not meet minimum response factors: None.

Up to eight compounds can be outside of ICAL %RSD criteria and up to sixteen compounds can be outside of CCAL %Dev criteria if less than 40%.



Environmental Laboratories, Inc.
587 East Middle Turnpike, P.O.Box 370, Manchester, CT 06045
Tel. (860) 645-1102 Fax (860) 645-0823



NY Temperature Narration

April 04, 2019

SDG I.D.: GCC69571

The samples in this delivery group were received at 1.8°C.
(Note acceptance criteria for relevant matrices is above freezing up to 6°C)

www.haleyaldrich.com

M: 347-271-1521
T: 646-277-5688
New York, NY
1441 Broadway, Suite 6031
Haley & Aldrich of New York

Mari Cate Conlon
Project Manager

Thanks,

If not enough volume in TW-3 please try one of the other samples is also ok (TW-2 or TW-1). We just need one groundwater sample run for 1,4-dioxane.
VOC method is fine.

Can you please add 1,4-dioxane to groundwater sample TW-3 from 297 Wallabout Street, Brooklyn, NY. Samples picked up at the site yesterday at 14:15.
As discussed on the phone, we need to add one more analyses that was not on the chain.

Lisa,

Subject: 1,4-dioxane add on
Cc: Moshe Monheit
To: Lisa Arnold
Sent: Tuesday, March 19, 2019 11:49 AM
From: Conlon, Mari [<mailto:MConlon@haleyaldrich.com>]

Subject: FW: 1,4-dioxane add on

Shannon Wilhelm

GCC 69571

Lisa Arnold

From: Moshe Monheit <moshe@rockbrokerage.com>
Sent: Monday, March 25, 2019 9:13 AM
To: Lisa Arnold
Subject: RE: 1,4-dioxane add on

Good Morning Lisa,

Good morning, please have the lab report provide the data compared to the following:

Soil - NYS Unrestricted Use and NYS Restricted Residential.
Groundwater – NYSDEC AWQS – TOGS
Soil Vapor – NYSDOH Matrix B

Thanks!



THE SOIL REMOVAL ROCKSTARS™

Moshe Monheit, Controller

Tel 718.858.6655 #201
Cell 917.407.5735
Fax 718.858.6656
Email moshe@rockbrokerage.com
Web www.rockbrokerage.com

From: Conlon, Mari <MConlon@haleyaldrich.com>
Sent: Tuesday, March 19, 2019 11:49 AM
To: lisa@phoenixlabs.com
Cc: Moshe Monheit <moshe@rockbrokerage.com>
Subject: 1,4-dioxane add on

Lisa,

As discussed on the phone, we need to add one more analyses that was not on the chain.

Can you please add 1,4-dioxane to groundwater sample TW-3 from 297 Wallabout Street, Brooklyn, NY. Samples picked up at the site yesterday at 14:15.

VOC method is fine.

If not enough volume in TW-3 please try one of the other samples is also ok (TW-2 or TW-1). We just need one groundwater sample run for 1,4-dioxane.

Thanks,

Mari Cate Conlon
Project Manager


April 3, 2019

Bobbi Aloisa
Phoenix Laboratory
587 Middle Turnpike East
Manchester, CT 06040

Project Location: NY
Client Job Number:
Project Number: B-20190301 PFAS - Wallabout
Laboratory Work Order Number: 19C0977

Enclosed are results of analyses for samples received by the laboratory on March 20, 2019. If you have any questions concerning this report, please feel free to contact me.

Sincerely,



Jessica L. Hoffman
Project Manager

Table of Contents

Sample Summary	3
Case Narrative	4
Sample Results	5
19C0977-01	5
19C0977-02	6
Sample Preparation Information	7
QC Data	8
Semivolatile Organic Compounds by - LC/MS-MS	8
B226857	8
Flag/Qualifier Summary	9
Certifications	10
Chain of Custody/Sample Receipt	12



39 Spruce Street * East Longmeadow, MA 01028 * FAX 413/525-6405 * TEL. 413/525-2332

Phoenix Laboratory
 587 Middle Turnpike East
 Manchester, CT 06040
 ATTN: Bobbi Aloisa

REPORT DATE: 4/3/2019

PURCHASE ORDER NUMBER:

PROJECT NUMBER: B-20190301 PFAS - Wallabout

ANALYTICAL SUMMARY

WORK ORDER NUMBER: 19C0977

The results of analyses performed on the following samples submitted to the CON-TEST Analytical Laboratory are found in this report.

PROJECT LOCATION: NY

FIELD SAMPLE #	LAB ID:	MATRIX	SAMPLE DESCRIPTION	TEST	SUB LAB
CC69571	19C0977-01	Ground Water		SOP 434-PFAAS	
CC69574	19C0977-02	Ground Water		SOP 434-PFAAS	



39 Spruce Street * East Longmeadow, MA 01028 * FAX 413/525-6405 * TEL. 413/525-2332

CASE NARRATIVE SUMMARY

All reported results are within defined laboratory quality control objectives unless listed below or otherwise qualified in this report.

The results of analyses reported only relate to samples submitted to the Con-Test Analytical Laboratory for testing. I certify that the analyses listed above, unless specifically listed as subcontracted, if any, were performed under my direction according to the approved methodologies listed in this document, and that based upon my inquiry of those individuals immediately responsible for obtaining the information, the material contained in this report is, to the best of my knowledge and belief, accurate and complete.

A handwritten signature in black ink, appearing to read "Lisa A. Worthington". The signature is fluid and cursive, written over a light grey circular stamp.

Lisa A. Worthington
Project Manager

39 Spruce Street * East Longmeadow, MA 01028 * FAX 413/525-6405 * TEL. 413/525-2332

Project Location: NY

Sample Description:

Work Order: 19C0977

Date Received: 3/20/2019

Field Sample #: CC69571

Sampled: 3/18/2019 08:40

Sample ID: 19C0977-01

Sample Matrix: Ground Water

Semivolatile Organic Compounds by - LC/MS-MS

Analyte	Results	RL	Units	Dilution	Flag/Qual	Method	Date Prepared	Date/Time Analyzed	Analyst
Perfluorobutanesulfonic acid (PFBS)	2.5	2.0	ng/L	1		SOP 434-PFAAS	3/28/19	4/1/19 15:07	KAF
Perfluorohexanoic acid (PFHxA)	6.5	2.0	ng/L	1		SOP 434-PFAAS	3/28/19	4/1/19 15:07	KAF
Perfluoroheptanoic acid (PFHpA)	3.2	2.0	ng/L	1		SOP 434-PFAAS	3/28/19	4/1/19 15:07	KAF
Perfluorobutanoic acid (PFBA)	ND	2.0	ng/L	1		SOP 434-PFAAS	3/28/19	4/1/19 15:07	KAF
Perfluorodecanesulfonic acid (PFDS)	ND	2.0	ng/L	1		SOP 434-PFAAS	3/28/19	4/1/19 15:07	KAF
Perfluoroheptanesulfonic acid (PFHpS)	ND	2.0	ng/L	1		SOP 434-PFAAS	3/28/19	4/1/19 15:07	KAF
Perfluorooctanesulfonamide (FOSA)	ND	2.0	ng/L	1		SOP 434-PFAAS	3/28/19	4/1/19 15:07	KAF
Perfluoropentanoic acid (PFPeA)	7.4	2.0	ng/L	1		SOP 434-PFAAS	3/28/19	4/1/19 15:07	KAF
6:2 Fluorotelomersulfonate (6:2 FTS)	ND	2.0	ng/L	1		SOP 434-PFAAS	3/28/19	4/1/19 15:07	KAF
8:2 Fluorotelomersulfonate (8:2 FTS)	ND	2.0	ng/L	1		SOP 434-PFAAS	3/28/19	4/1/19 15:07	KAF
Perfluorohexanesulfonic acid (PFHxS)	ND	2.0	ng/L	1		SOP 434-PFAAS	3/28/19	4/1/19 15:07	KAF
Perfluorooctanoic acid (PFOA)	12	2.0	ng/L	1		SOP 434-PFAAS	3/28/19	4/1/19 15:07	KAF
Perfluorooctanesulfonic acid (PFOS)	6.6	2.0	ng/L	1		SOP 434-PFAAS	3/28/19	4/1/19 15:07	KAF
Perfluorononanoic acid (PFNA)	ND	2.0	ng/L	1		SOP 434-PFAAS	3/28/19	4/1/19 15:07	KAF
Perfluorodecanoic acid (PFDA)	ND	2.0	ng/L	1		SOP 434-PFAAS	3/28/19	4/1/19 15:07	KAF
N-MeFOSAA	ND	2.0	ng/L	1		SOP 434-PFAAS	3/28/19	4/1/19 15:07	KAF
Perfluoroundecanoic acid (PFUnA)	ND	2.0	ng/L	1		SOP 434-PFAAS	3/28/19	4/1/19 15:07	KAF
N-EtFOSAA	ND	2.0	ng/L	1		SOP 434-PFAAS	3/28/19	4/1/19 15:07	KAF
Perfluorododecanoic acid (PFDoA)	ND	2.0	ng/L	1		SOP 434-PFAAS	3/28/19	4/1/19 15:07	KAF
Perfluorotridecanoic acid (PFTriDA)	ND	2.0	ng/L	1		SOP 434-PFAAS	3/28/19	4/1/19 15:07	KAF
Perfluorotetradecanoic acid (PFTA)	ND	2.0	ng/L	1		SOP 434-PFAAS	3/28/19	4/1/19 15:07	KAF
Surrogates	% Recovery	Recovery Limits	Flag/Qual						
13C-PFHxA	92.4	70-130						4/1/19 15:07	
13C-PFDA	91.1	70-130						4/1/19 15:07	
d5-NEFOSAA	84.3	70-130						4/1/19 15:07	



39 Spruce Street * East Longmeadow, MA 01028 * FAX 413/525-6405 * TEL. 413/525-2332

Project Location: NY

Sample Description:

Work Order: 19C0977

Date Received: 3/20/2019

Field Sample #: CC69574

Sampled: 3/18/2019 07:45

Sample ID: 19C0977-02

Sample Matrix: Ground Water

Semivolatile Organic Compounds by - LC/MS-MS

Analyte	Results	RL	Units	Dilution	Flag/Qual	Method	Date Prepared	Date/Time Analyzed	Analyst
Perfluorobutanesulfonic acid (PFBS)	ND	2.0	ng/L	1		SOP 434-PFAAS	3/28/19	4/1/19 15:20	KAF
Perfluorohexanoic acid (PFHxA)	ND	2.0	ng/L	1		SOP 434-PFAAS	3/28/19	4/1/19 15:20	KAF
Perfluoroheptanoic acid (PFHpA)	ND	2.0	ng/L	1		SOP 434-PFAAS	3/28/19	4/1/19 15:20	KAF
Perfluorobutanoic acid (PFBA)	ND	2.0	ng/L	1		SOP 434-PFAAS	3/28/19	4/1/19 15:20	KAF
Perfluorodecanesulfonic acid (PFDS)	ND	2.0	ng/L	1		SOP 434-PFAAS	3/28/19	4/1/19 15:20	KAF
Perfluoroheptanesulfonic acid (PFHpS)	ND	2.0	ng/L	1		SOP 434-PFAAS	3/28/19	4/1/19 15:20	KAF
Perfluorooctanesulfonamide (FOSA)	ND	2.0	ng/L	1		SOP 434-PFAAS	3/28/19	4/1/19 15:20	KAF
Perfluoropentanoic acid (PFPeA)	ND	2.0	ng/L	1		SOP 434-PFAAS	3/28/19	4/1/19 15:20	KAF
6:2 Fluorotelomersulfonate (6:2 FTS)	ND	2.0	ng/L	1		SOP 434-PFAAS	3/28/19	4/1/19 15:20	KAF
8:2 Fluorotelomersulfonate (8:2 FTS)	ND	2.0	ng/L	1		SOP 434-PFAAS	3/28/19	4/1/19 15:20	KAF
Perfluorohexanesulfonic acid (PFHxS)	ND	2.0	ng/L	1		SOP 434-PFAAS	3/28/19	4/1/19 15:20	KAF
Perfluorooctanoic acid (PFOA)	ND	2.0	ng/L	1		SOP 434-PFAAS	3/28/19	4/1/19 15:20	KAF
Perfluorooctanesulfonic acid (PFOS)	ND	2.0	ng/L	1		SOP 434-PFAAS	3/28/19	4/1/19 15:20	KAF
Perfluorononanoic acid (PFNA)	ND	2.0	ng/L	1		SOP 434-PFAAS	3/28/19	4/1/19 15:20	KAF
Perfluorodecanoic acid (PFDA)	ND	2.0	ng/L	1		SOP 434-PFAAS	3/28/19	4/1/19 15:20	KAF
N-MeFOSAA	ND	2.0	ng/L	1		SOP 434-PFAAS	3/28/19	4/1/19 15:20	KAF
Perfluoroundecanoic acid (PFUnA)	ND	2.0	ng/L	1		SOP 434-PFAAS	3/28/19	4/1/19 15:20	KAF
N-EtFOSAA	ND	2.0	ng/L	1		SOP 434-PFAAS	3/28/19	4/1/19 15:20	KAF
Perfluorododecanoic acid (PFDoA)	ND	2.0	ng/L	1		SOP 434-PFAAS	3/28/19	4/1/19 15:20	KAF
Perfluorotridecanoic acid (PFTriDA)	ND	2.0	ng/L	1		SOP 434-PFAAS	3/28/19	4/1/19 15:20	KAF
Perfluorotetradecanoic acid (PFTA)	ND	2.0	ng/L	1		SOP 434-PFAAS	3/28/19	4/1/19 15:20	KAF
Surrogates		% Recovery	Recovery Limits		Flag/Qual				
13C-PFHxA		97.3	70-130					4/1/19 15:20	
13C-PFDA		84.5	70-130					4/1/19 15:20	
d5-NEtFOSAA		83.0	70-130					4/1/19 15:20	



39 Spruce Street * East Longmeadow, MA 01028 * FAX 413/525-6405 * TEL. 413/525-2332

Sample Extraction Data

Prep Method: SOP 434-PFAAS-SOP 434-PFAAS

Lab Number [Field ID]	Batch	Initial [mL]	Final [mL]	Date
19C0977-01 [CC69571]	B226857	250	1.00	03/28/19
19C0977-02 [CC69574]	B226857	250	1.00	03/28/19



39 Spruce Street * East Longmeadow, MA 01028 * FAX 413/525-6405 * TEL. 413/525-2332

QUALITY CONTROL

Semivolatile Organic Compounds by - LC/MS-MS - Quality Control

Analyte	Result	Reporting Limit	Units	Spike Level	Source Result	%REC	%REC Limits	RPD	RPD Limit	Notes
Batch B226857 - SOP434-PFAAS										
Blank (B226857-BLK1)										
Prepared: 03/28/19 Analyzed: 04/01/19										
Perfluorobutanesulfonic acid (PFBS)	ND	2.0	ng/L							
Perfluorohexanoic acid (PFHxA)	ND	2.0	ng/L							
Perfluoroheptanoic acid (PFHpA)	ND	2.0	ng/L							
Perfluorobutanoic acid (PFBA)	ND	2.0	ng/L							
Perfluorodecanesulfonic acid (PFDS)	ND	2.0	ng/L							
Perfluoroheptanesulfonic acid (PFHpS)	ND	2.0	ng/L							
Perfluorooctanesulfonamide (FOSA)	ND	2.0	ng/L							
Perfluoropentanoic acid (PFPeA)	ND	2.0	ng/L							
6:2 Fluorotelomersulfonate (6:2 FTS)	ND	2.0	ng/L							
8:2 Fluorotelomersulfonate (8:2 FTS)	ND	2.0	ng/L							
Perfluorohexanesulfonic acid (PFHxS)	ND	2.0	ng/L							
Perfluorooctanoic acid (PFOA)	ND	2.0	ng/L							
Perfluorooctanesulfonic acid (PFOS)	ND	2.0	ng/L							
Perfluorononanoic acid (PFNA)	ND	2.0	ng/L							
Perfluorodecanoic acid (PFDA)	ND	2.0	ng/L							
N-McFOSAA	ND	2.0	ng/L							
Perfluoroundecanoic acid (PFUnA)	ND	2.0	ng/L							
N-EtFOSAA	ND	2.0	ng/L							
Perfluorododecanoic acid (PFDoA)	ND	2.0	ng/L							
Perfluorotridecanoic acid (PFTrDA)	ND	2.0	ng/L							
Perfluorotetradecanoic acid (PFTA)	ND	2.0	ng/L							
Surrogate: 13C-PFHxA	40.3		ng/L	40.0		101	70-130			
Surrogate: 13C-PFDA	38.3		ng/L	40.0		95.8	70-130			
Surrogate: d5-NEtFOSAA	142		ng/L	160		88.6	70-130			
LCS (B226857-BS1)										
Prepared: 03/28/19 Analyzed: 04/01/19										
Perfluorobutanesulfonic acid (PFBS)	1.71	2.0	ng/L	1.77		96.4	50-150			
Perfluorohexanoic acid (PFHxA)	2.39	2.0	ng/L	2.00		119	50-150			
Perfluoroheptanoic acid (PFHpA)	2.03	2.0	ng/L	2.00		102	50-150			
Perfluorobutanoic acid (PFBA)	0.739	2.0	ng/L	2.00		36.9	30-110			
Perfluorodecanesulfonic acid (PFDS)	2.32	2.0	ng/L	1.93		120	50-150			
Perfluoroheptanesulfonic acid (PFHpS)	2.39	2.0	ng/L	1.90		126	50-150			
Perfluorooctanesulfonamide (FOSA)	0.961	2.0	ng/L	2.00		48.1	30-110			
Perfluoropentanoic acid (PFPeA)	2.33	2.0	ng/L	2.00		117	50-150			
6:2 Fluorotelomersulfonate (6:2 FTS)	2.16	2.0	ng/L	1.90		114	50-150			
8:2 Fluorotelomersulfonate (8:2 FTS)	2.71	2.0	ng/L	1.92		141	50-150			
Perfluorohexanesulfonic acid (PFHxS)	1.66	2.0	ng/L	1.82		91.4	50-150			
Perfluorooctanoic acid (PFOA)	2.17	2.0	ng/L	2.00		108	50-150			
Perfluorooctanesulfonic acid (PFOS)	1.34	2.0	ng/L	1.85		72.2	50-150			
Perfluorononanoic acid (PFNA)	1.56	2.0	ng/L	2.00		77.8	50-150			
Perfluorodecanoic acid (PFDA)	1.90	2.0	ng/L	2.00		95.1	50-150			
N-McFOSAA	2.11	2.0	ng/L	2.00		106	50-150			
Perfluoroundecanoic acid (PFUnA)	1.94	2.0	ng/L	2.00		96.8	50-150			
N-EtFOSAA	2.10	2.0	ng/L	2.00		105	50-150			
Perfluorododecanoic acid (PFDoA)	1.89	2.0	ng/L	2.00		94.6	50-150			
Perfluorotridecanoic acid (PFTrDA)	1.81	2.0	ng/L	2.00		90.3	50-150			
Perfluorotetradecanoic acid (PFTA)	1.98	2.0	ng/L	2.00		98.8	50-150			
Surrogate: 13C-PFHxA	36.5		ng/L	40.0		91.3	70-130			
Surrogate: 13C-PFDA	34.5		ng/L	40.0		86.2	70-130			
Surrogate: d5-NEtFOSAA	139		ng/L	160		86.8	70-130			



39 Spruce Street * East Longmeadow, MA 01028 * FAX 413/525-6405 * TEL. 413/525-2332

FLAG/QUALIFIER SUMMARY

*	QC result is outside of established limits.
†	Wide recovery limits established for difficult compound.
‡	Wide RPD limits established for difficult compound.
#	Data exceeded client recommended or regulatory level
ND	Not Detected
RL	Reporting Limit is at the level of quantitation (LOQ)
DL	Detection Limit is the lower limit of detection determined by the MDL study
MCL	Maximum Contaminant Level

Percent recoveries and relative percent differences (RPDs) are determined by the software using values in the calculation which have not been rounded.

No results have been blank subtracted unless specified in the case narrative section.



39 Spruce Street * East Longmeadow, MA 01028 * FAX 413/525-6405 * TEL. 413/525-2332

CERTIFICATIONS

Certified Analyses included in this Report

Analyte	Certifications
<i>EPA 537 in Drinking Water</i>	
Perfluorobutanesulfonic acid (PFBS)	NH,VT-DW,ME,RI,NJ
Perfluorohexanoic acid (PFHxA)	NH,VT-DW,ME,RI,NJ
Perfluoroheptanoic acid (PFHpA)	NH,VT-DW,ME,RI,NJ
Perfluorobutanoic acid (PFBA)	NH
Perfluorohexanesulfonic acid (PFHxS)	NH,VT-DW,ME,RI,NJ
Perfluorooctanoic acid (PFOA)	NH,NY,VT-DW,ME,RI,NJ
Perfluorooctanesulfonic acid (PFOS)	NH,NY,VT-DW,ME,RI,NJ
Perfluorononanoic acid (PFNA)	NH,VT-DW,ME,RI,NJ
Perfluorodecanoic acid (PFDA)	NH,VT-DW,ME,RI,NJ
N-MeFOSAA	NH,VT-DW,RI,NJ
Perfluoroundecanoic acid (PFUnA)	NH,VT-DW,ME,RI,NJ
N-EtFOSAA	NH,VT-DW,RI,NJ
Perfluorododecanoic acid (PFDoA)	NH,VT-DW,ME,RI,NJ
Perfluorotridecanoic acid (PFTrDA)	NH,VT-DW,ME,RI,NJ
Perfluorotetradecanoic acid (PFTA)	VT-DW,ME,RI,NJ
<i>SOP 434-PFAAS in Water</i>	
Perfluorobutanesulfonic acid (PFBS)	NH-P
Perfluorohexanoic acid (PFHxA)	NH-P
Perfluoroheptanoic acid (PFHpA)	NH-P
Perfluorobutanoic acid (PFBA)	NH-P
Perfluoropentanoic acid (PFPeA)	NH-P
6:2 Fluorotelomersulfonate (6:2 FTS)	NH-P
8:2 Fluorotelomersulfonate (8:2 FTS)	NH-P
Perfluorohexanesulfonic acid (PFHxS)	NH-P
Perfluorooctanoic acid (PFOA)	NH-P
Perfluorooctanesulfonic acid (PFOS)	NH-P
Perfluorononanoic acid (PFNA)	NH-P
Perfluorodecanoic acid (PFDA)	NH-P
N-MeFOSAA	NH-P
Perfluoroundecanoic acid (PFUnA)	NH-P
N-EtFOSAA	NH-P
Perfluorododecanoic acid (PFDoA)	NH-P
Perfluorotridecanoic acid (PFTrDA)	NH-P
Perfluorotetradecanoic acid (PFTA)	NH-P



39 Spruce Street * East Longmeadow, MA 01028 * FAX 413/525-6405 * TEL. 413/525-2332

The CON-TEST Environmental Laboratory operates under the following certifications and accreditations:

Code	Description	Number	Expires
AIHA	AIHA-LAP, LLC - ISO17025:2005	100033	03/1/2020
MA	Massachusetts DEP	M-MA100	06/30/2019
CT	Connecticut Department of Public Health	PH-0567	09/30/2019
NY	New York State Department of Health	10899 NELAP	04/1/2020
NH-S	New Hampshire Environmental Lab	2516 NELAP	02/5/2020
RI	Rhode Island Department of Health	LAO00112	12/30/2019
NC	North Carolina Div. of Water Quality	652	12/31/2019
NJ	New Jersey DEP	MA007 NELAP	06/30/2019
FL	Florida Department of Health	E871027 NELAP	06/30/2019
VT	Vermont Department of Health Lead Laboratory	LL015036	07/30/2019
ME	State of Maine	2011028	06/9/2019
VA	Commonwealth of Virginia	460217	12/14/2019
NH-P	New Hampshire Environmental Lab	2557 NELAP	09/6/2019
VT-DW	Vermont Department of Health Drinking Water	VT-255716	06/12/2019
NC-DW	North Carolina Department of Health	25703	07/31/2019

19C0977

JLH

CHAIN OF CUSTODY RECORD



587 East Middle Turnpike, P.O. Box 370, Manchester, CT 06040
Email: info@phoenixlabs.com Fax (860) 645-0823
Client Services (860) 645-8726

Customer: Con-Test

Address:

Project:

Project P.O.:

Report to: Bobbi Aloisio

Invoice to:

QUOTE #

Data Delivery/Contact Options:

Fax:
Phone:
Email:

Cooler Yes No
Coolant: IPK ICE
Temp °C °F

This section MUST be completed with Bottle Quantities.

Client Sample - Information - Identification

Sampler's Signature _____ Date: _____

Matrix Code: DW=Drinking Water GW=Ground Water SW=Surface Water WW=Waste Water
RW=Raw Water SE=Sediment SL=Sludge S=Soil SD=Solid W=Wipe OIL=Oil
B=Bulk L=Liquid X=(Other)

PHOENIX USE ONLY SAMPLE #	Customer Sample Identification	Sample Matrix	Date Sampled	Time Sampled
CC69571		GW	3-18-19 08:40	X
CC69572		W	3-18-19 07:45	X

Analysis Request

PER

Relinquished by: [Signature] Accepted by: [Signature] Date: 3-20-19 07:00

Turnaround Time: 1 Day* 2 Days* 3 Days* Standard Other

Comments, Special Requirements or Regulations:

2 = Blank
Please reference the attached quot.

<input type="checkbox"/> RI Direct Exposure (Residential)	<input type="checkbox"/> CT RCP Cert GW Protection SW Protection GA Mobility GB Mobility Residential DEC I/C DEC Other	<input type="checkbox"/> MA MCP Certification GW-1 GW-2 GW-3 S-1 GW-1 <input type="checkbox"/> S-1 GW-2 <input type="checkbox"/> S-1 GW-3 S-2 GW-1 <input type="checkbox"/> S-2 GW-2 <input type="checkbox"/> S-2 GW-3 S-3 GW-1 <input type="checkbox"/> S-3 GW-2 <input type="checkbox"/> S-3 GW-3 MWR eSMART <input type="checkbox"/> Other	<input type="checkbox"/> Data Format Excel <input type="checkbox"/> PDF <input type="checkbox"/> GIS/Key <input type="checkbox"/> EOutS <input type="checkbox"/> Other <input type="checkbox"/> Data Package Tier II Checklist <input type="checkbox"/> Full Data Package* <input type="checkbox"/> Phoenix Std Report <input type="checkbox"/> Other <input type="checkbox"/>
--	--	---	--

State where samples were collected: NJ

* SURCHARGE APPLIES

* SURCHARGE APPLIES

I Have Not Confirmed Sample Container Numbers With Lab Staff Before Relinquishing Over Samples _____



con-test
ANALYTICAL LABORATORY

Doc# 277 Rev 5 2017

Login Sample Receipt Checklist - (Rejection Criteria Listing - Using Acceptance Policy) Any False Statement will be brought to the attention of the Client - State True or False

Client Phoenix

Received By [Signature] Date 3/29/19 Time 11:00

How were the samples received? In Cooler T No Cooler _____ On Ice T No Ice _____
Direct from Sampling _____ Ambient _____ Melted Ice _____

Were samples within Temperature? 2-6°C T By Gun # 5 Actual Temp - 3.9
By Blank # _____ Actual Temp - _____

Was Custody Seal Intact? N/A Were Samples Tampered with? N/A
Was COC Relinquished? T Does Chain Agree With Samples? T

Are there broken/leaking/loose caps on any samples? F

Is COC in ink/ Legible? T Were samples received within holding time? T

Did COC include all pertinent Information? Client T Analysis T Sampler Name F
Project F ID's T Collection Dates/Times T

Are Sample labels filled out and legible? T

Are there Lab to Filters? F

Are there Rushes? F

Are there Short Holds? F

Is there enough Volume? T

Is there Headspace where applicable? N/A

Proper Media/Containers Used? T

Were trip blanks received? F

Do all samples have the proper pH? N/A

Who was notified? _____
Who was notified? _____
Who was notified? _____

MS/MSD? F

Is splitting samples required? F

On COC? F

Acid _____ Base _____

Vials	#	Containers:	#	#	#
Unp-		1 Liter Amb.		1 Liter Plastic	16 oz Amb.
HCL-		500 mL Amb.		500 mL Plastic	8oz Amb/Clear
Meoh-		250 mL Amb.		250 mL Plastic	4oz Amb/Clear
Bisulfate-		Flashpoint		Col./Bacteria	2oz Amb/Clear
DI-		Other Glass		Other Plastic	Encore
Thiosulfate-		SOC Kit		Plastic Bag	Frozen:
Sulfuric-		Perchlorate		Ziplock	

Unused Media

Vials	#	Containers:	#	#	#
Unp-		1 Liter Amb.		1 Liter Plastic	16 oz Amb.
HCL-		500 mL Amb.		500 mL Plastic	8oz Amb/Clear
Meoh-		250 mL Amb.		250 mL Plastic	4oz Amb/Clear
Bisulfate-		Col./Bacteria		Flashpoint	2oz Amb/Clear
DI-		Other Plastic		Other Glass	Encore
Thiosulfate-		SOC Kit		Plastic Bag	Frozen:
Sulfuric-		Perchlorate		Ziplock	

Comments:



Wednesday, March 27, 2019

Attn: Moshe Monheit
Rock Brokerage
170 Lee Avenue
Brooklyn NY 11211

Project ID: 297 WALLABOUT
SDG ID: GCC69575
Sample ID#s: CC69575 - CC69578

This laboratory is in compliance with the NELAC requirements of procedures used except where indicated.

This report contains results for the parameters tested, under the sampling conditions described on the Chain Of Custody, as received by the laboratory. This report is incomplete unless all pages indicated in the pagination at the bottom of the page are included.

A scanned version of the COC form accompanies the analytical report and is an exact duplicate of the original.

If you are the client above and have any questions concerning this testing, please do not hesitate to contact Phoenix Client Services at ext.200. The contents of this report cannot be discussed with anyone other than the client listed above without their written consent.

Sincerely yours,

A handwritten signature in black ink that reads "Phyllis Shiller". The signature is written in a cursive style.

Phyllis/Shiller

Laboratory Director

NELAC - #NY11301
CT Lab Registration #PH-0618
MA Lab Registration #M-CT007
ME Lab Registration #CT-007
NH Lab Registration #213693-A,B

NJ Lab Registration #CT-003
NY Lab Registration #11301
PA Lab Registration #68-03530
RI Lab Registration #63
UT Lab Registration #CT00007
VT Lab Registration #VT11301



Environmental Laboratories, Inc.
587 East Middle Turnpike, P.O.Box 370, Manchester, CT 06045
Tel. (860) 645-1102 Fax (860) 645-0823



Sample Id Cross Reference

March 27, 2019

SDG I.D.: GCC69575

Project ID: 297 WALLABOUT

Client Id	Lab Id	Matrix
SV-2	CC69575	AIR
SV-3	CC69576	AIR
SV-1	CC69577	AIR
SV-4	CC69578	AIR



Environmental Laboratories, Inc.
 587 East Middle Turnpike, P.O.Box 370, Manchester, CT 06045
 Tel. (860) 645-1102 Fax (860) 645-0823



Analysis Report

March 27, 2019

FOR: Attn: Moshe Monheit
 Rock Brokerage
 170 Lee Avenue
 Brooklyn NY 11211

Sample Information

Matrix: AIR
 Location Code: ROCKBROKE
 Rush Request: Standard
 P.O.#:
 Canister Id: 28579

Custody Information

Collected by: MC
 Received by: LB
 Analyzed by: see "By" below

Date: 03/18/19
 Time: 11:15
 03/18/19 17:46

Project ID: 297 WALLABOUT
 Client ID: SV-2

Laboratory Data

SDG ID: GCC69575
 Phoenix ID: CC69575

Parameter	ppbv Result	ppbv RL	ug/m3 Result	ug/m3 RL	Date/Time	By	Dilution	
Volatiles (TO15)								
1,1,1,2-Tetrachloroethane	ND	0.146	ND	1.00	03/19/19	KCA	1	1
1,1,1-Trichloroethane	ND	0.183	ND	1.00	03/19/19	KCA	1	
1,1,2,2-Tetrachloroethane	ND	0.146	ND	1.00	03/19/19	KCA	1	
1,1,2-Trichloroethane	ND	0.183	ND	1.00	03/19/19	KCA	1	
1,1-Dichloroethane	ND	0.247	ND	1.00	03/19/19	KCA	1	
1,1-Dichloroethene	0.069	0.051	0.27	0.20	03/19/19	KCA	1	
1,2,4-Trichlorobenzene	ND	0.135	ND	1.00	03/19/19	KCA	1	
1,2,4-Trimethylbenzene	ND	0.204	ND	1.00	03/19/19	KCA	1	
1,2-Dibromoethane(EDB)	ND	0.130	ND	1.00	03/19/19	KCA	1	
1,2-Dichlorobenzene	ND	0.166	ND	1.00	03/19/19	KCA	1	
1,2-Dichloroethane	ND	0.247	ND	1.00	03/19/19	KCA	1	
1,2-dichloropropane	ND	0.217	ND	1.00	03/19/19	KCA	1	
1,2-Dichlorotetrafluoroethane	ND	0.143	ND	1.00	03/19/19	KCA	1	
1,3,5-Trimethylbenzene	ND	0.204	ND	1.00	03/19/19	KCA	1	
1,3-Butadiene	1.14	0.452	2.52	1.00	03/19/19	KCA	1	
1,3-Dichlorobenzene	ND	0.166	ND	1.00	03/19/19	KCA	1	
1,4-Dichlorobenzene	ND	0.166	ND	1.00	03/19/19	KCA	1	
1,4-Dioxane	ND	0.278	ND	1.00	03/19/19	KCA	1	
2-Hexanone(MBK)	ND	0.244	ND	1.00	03/19/19	KCA	1	1
4-Ethyltoluene	ND	0.204	ND	1.00	03/19/19	KCA	1	1
4-Isopropyltoluene	ND	0.182	ND	1.00	03/19/19	KCA	1	1
4-Methyl-2-pentanone(MIBK)	ND	0.244	ND	1.00	03/19/19	KCA	1	
Acetone	4.28	0.421	10.2	1.00	03/19/19	KCA	1	
Acrylonitrile	ND	0.461	ND	1.00	03/19/19	KCA	1	
Benzene	0.796	0.313	2.54	1.00	03/19/19	KCA	1	
Benzyl chloride	ND	0.193	ND	1.00	03/19/19	KCA	1	

Client ID: SV-2

Parameter	ppbv Result	ppbv RL	ug/m3 Result	ug/m3 RL	Date/Time	By	Dilution
Bromodichloromethane	ND	0.149	ND	1.00	03/19/19	KCA	1
Bromoform	ND	0.097	ND	1.00	03/19/19	KCA	1
Bromomethane	ND	0.258	ND	1.00	03/19/19	KCA	1
Carbon Disulfide	ND	0.321	ND	1.00	03/19/19	KCA	1
Carbon Tetrachloride	0.064	0.032	0.40	0.20	03/19/19	KCA	1
Chlorobenzene	ND	0.217	ND	1.00	03/19/19	KCA	1
Chloroethane	ND	0.379	ND	1.00	03/19/19	KCA	1
Chloroform	0.458	0.205	2.23	1.00	03/19/19	KCA	1
Chloromethane	ND	0.485	ND	1.00	03/19/19	KCA	1
Cis-1,2-Dichloroethene	3.58	0.051	14.2	0.20	03/19/19	KCA	1
cis-1,3-Dichloropropene	ND	0.221	ND	1.00	03/19/19	KCA	1
Cyclohexane	ND	0.291	ND	1.00	03/19/19	KCA	1
Dibromochloromethane	ND	0.118	ND	1.00	03/19/19	KCA	1
Dichlorodifluoromethane	0.533	0.202	2.63	1.00	03/19/19	KCA	1
Ethanol	4.02	0.531	7.57	1.00	03/19/19	KCA	1
Ethyl acetate	ND	0.278	ND	1.00	03/19/19	KCA	1
Ethylbenzene	ND	0.230	ND	1.00	03/19/19	KCA	1
Heptane	ND	0.244	ND	1.00	03/19/19	KCA	1
Hexachlorobutadiene	ND	0.094	ND	1.00	03/19/19	KCA	1
Hexane	0.399	0.284	1.41	1.00	03/19/19	KCA	1
Isopropylalcohol	0.481	0.407	1.18	1.00	03/19/19	KCA	1
Isopropylbenzene	ND	0.204	ND	1.00	03/19/19	KCA	1
m,p-Xylene	0.275	0.230	1.19	1.00	03/19/19	KCA	1
Methyl Ethyl Ketone	0.820	0.339	2.42	1.00	03/19/19	KCA	1
Methyl tert-butyl ether(MTBE)	ND	0.278	ND	1.00	03/19/19	KCA	1
Methylene Chloride	ND	0.864	ND	3.00	03/19/19	KCA	1
n-Butylbenzene	ND	0.182	ND	1.00	03/19/19	KCA	1
o-Xylene	ND	0.230	ND	1.00	03/19/19	KCA	1
Propylene	10.9	0.581	18.7	1.00	03/19/19	KCA	1
sec-Butylbenzene	ND	0.182	ND	1.00	03/19/19	KCA	1
Styrene	ND	0.235	ND	1.00	03/19/19	KCA	1
Tetrachloroethene	0.281	0.037	1.90	0.25	03/19/19	KCA	1
Tetrahydrofuran	ND	0.339	ND	1.00	03/19/19	KCA	1
Toluene	0.562	0.266	2.12	1.00	03/19/19	KCA	1
Trans-1,2-Dichloroethene	ND	0.252	ND	1.00	03/19/19	KCA	1
trans-1,3-Dichloropropene	ND	0.221	ND	1.00	03/19/19	KCA	1
Trichloroethene	17.9	0.037	96.1	0.20	03/19/19	KCA	1
Trichlorofluoromethane	0.449	0.178	2.52	1.00	03/19/19	KCA	1
Trichlorotrifluoroethane	ND	0.131	ND	1.00	03/19/19	KCA	1
Vinyl Chloride	4.66	0.078	11.9	0.20	03/19/19	KCA	1
<u>QA/QC Surrogates/Internals</u>							
% Bromofluorobenzene	100	%	100	%	03/19/19	KCA	1
% IS-1,4-Difluorobenzene	119	%	119	%	03/19/19	KCA	1
% IS-Bromochloromethane	130	%	130	%	03/19/19	KCA	1
% IS-Chlorobenzene-d5	133	%	133	%	03/19/19	KCA	1

Client ID: SV-2

Parameter	ppbv Result	ppbv RL	ug/m3 Result	ug/m3 RL	Date/Time	By	Dilution
-----------	----------------	------------	-----------------	-------------	-----------	----	----------

1 = This parameter is not certified by the primary accrediting authority (NY NELAC) for this matrix. NY NELAC does not offer certification for all parameters at this time.

RL/PQL=Reporting/Practical Quantitation Level (Equivalent to NELAC LOQ, Limit of Quantitation) ND=Not Detected at RL/PQL
 BRL=Below Reporting Level L=Biased Low

QA/QC Surrogates: Surrogates are compounds (preceded with a %) added by the lab to determine analysis efficiency. Surrogate results(%) listed in the report are not "detected" compounds.

Comments:

The canister was received under no vacuum, therefore sample results may not be representative.

If you are the client above and have any questions concerning this testing, please do not hesitate to contact Phoenix Client Services at ext.200. The contents of this report cannot be discussed with anyone other than the client listed above without their written consent.



Phyllis Shiller, Laboratory Director

March 27, 2019

Reviewed and Released by: Greg Lawrence, Assistant Lab Director



Environmental Laboratories, Inc.
 587 East Middle Turnpike, P.O.Box 370, Manchester, CT 06045
 Tel. (860) 645-1102 Fax (860) 645-0823



Analysis Report

March 27, 2019

FOR: Attn: Moshe Monheit
 Rock Brokerage
 170 Lee Avenue
 Brooklyn NY 11211

Sample Information

Matrix: AIR
 Location Code: ROCKBROKE
 Rush Request: Standard
 P.O.#:
 Canister Id: 28559

Custody Information

Collected by: MC
 Received by: LB
 Analyzed by: see "By" below

Date: 03/18/19
 Time: 10:10
 03/18/19 17:46

Project ID: 297 WALLABOUT
 Client ID: SV-3

Laboratory Data

SDG ID: GCC69575
 Phoenix ID: CC69576

Parameter	ppbv Result	ppbv RL	ug/m3 Result	ug/m3 RL	Date/Time	By	Dilution	
Volatiles (TO15)								
1,1,1,2-Tetrachloroethane	ND	0.729	ND	5.00	03/19/19	KCA	5	1
1,1,1-Trichloroethane	ND	0.917	ND	5.00	03/19/19	KCA	5	
1,1,2,2-Tetrachloroethane	ND	0.729	ND	5.00	03/19/19	KCA	5	
1,1,2-Trichloroethane	ND	0.917	ND	5.00	03/19/19	KCA	5	
1,1-Dichloroethane	ND	1.24	ND	5.02	03/19/19	KCA	5	
1,1-Dichloroethene	ND	0.252	ND	1.00	03/19/19	KCA	5	
1,2,4-Trichlorobenzene	ND	0.674	ND	5.00	03/19/19	KCA	5	
1,2,4-Trimethylbenzene	ND	1.02	ND	5.01	03/19/19	KCA	5	
1,2-Dibromoethane(EDB)	ND	0.651	ND	5.00	03/19/19	KCA	5	
1,2-Dichlorobenzene	ND	0.832	ND	5.00	03/19/19	KCA	5	
1,2-Dichloroethane	ND	1.24	ND	5.02	03/19/19	KCA	5	
1,2-dichloropropane	ND	1.08	ND	4.99	03/19/19	KCA	5	
1,2-Dichlorotetrafluoroethane	ND	0.716	ND	5.00	03/19/19	KCA	5	
1,3,5-Trimethylbenzene	ND	1.02	ND	5.01	03/19/19	KCA	5	
1,3-Butadiene	ND	2.26	ND	5.00	03/19/19	KCA	5	
1,3-Dichlorobenzene	ND	0.832	ND	5.00	03/19/19	KCA	5	
1,4-Dichlorobenzene	ND	0.832	ND	5.00	03/19/19	KCA	5	
1,4-Dioxane	ND	1.39	ND	5.01	03/19/19	KCA	5	
2-Hexanone(MBK)	ND	1.22	ND	4.99	03/19/19	KCA	5	1
4-Ethyltoluene	ND	1.02	ND	5.01	03/19/19	KCA	5	1
4-Isopropyltoluene	ND	0.911	ND	5.00	03/19/19	KCA	5	1
4-Methyl-2-pentanone(MIBK)	ND	1.22	ND	4.99	03/19/19	KCA	5	
Acetone	26.1	2.11	62.0	5.01	03/19/19	KCA	5	
Acrylonitrile	ND	2.31	ND	5.01	03/19/19	KCA	5	
Benzene	2.27	1.57	7.25	5.01	03/19/19	KCA	5	
Benzyl chloride	ND	0.966	ND	5.00	03/19/19	KCA	5	

Client ID: SV-3

Parameter	ppbv Result	ppbv RL	ug/m3 Result	ug/m3 RL	Date/Time	By	Dilution
Bromodichloromethane	ND	0.747	ND	5.00	03/19/19	KCA	5
Bromoform	ND	0.484	ND	5.00	03/19/19	KCA	5
Bromomethane	ND	1.29	ND	5.01	03/19/19	KCA	5
Carbon Disulfide	1.79	1.61	5.57	5.01	03/19/19	KCA	5
Carbon Tetrachloride	ND	0.159	ND	1.00	03/19/19	KCA	5
Chlorobenzene	ND	1.09	ND	5.01	03/19/19	KCA	5
Chloroethane	ND	1.90	ND	5.01	03/19/19	KCA	5
Chloroform	6.98	1.02	34.1	4.98	03/19/19	KCA	5
Chloromethane	ND	2.42	ND	4.99	03/19/19	KCA	5
Cis-1,2-Dichloroethene	16.2	0.252	64.2	1.00	03/19/19	KCA	5
cis-1,3-Dichloropropene	ND	1.10	ND	4.99	03/19/19	KCA	5
Cyclohexane	ND	1.45	ND	4.99	03/19/19	KCA	5
Dibromochloromethane	ND	0.587	ND	5.00	03/19/19	KCA	5
Dichlorodifluoromethane	ND	1.01	ND	4.99	03/19/19	KCA	5
Ethanol	18.8	2.66	35.4	5.01	03/19/19	KCA	5
Ethyl acetate	ND	1.39	ND	5.01	03/19/19	KCA	5
Ethylbenzene	ND	1.15	ND	4.99	03/19/19	KCA	5
Heptane	3.77	1.22	15.4	5.00	03/19/19	KCA	5
Hexachlorobutadiene	ND	0.469	ND	5.00	03/19/19	KCA	5
Hexane	4.22	1.42	14.9	5.00	03/19/19	KCA	5
Isopropylalcohol	5.64	2.04	13.9	5.01	03/19/19	KCA	5
Isopropylbenzene	ND	1.02	ND	5.01	03/19/19	KCA	5
m,p-Xylene	ND	1.15	ND	4.99	03/19/19	KCA	5
Methyl Ethyl Ketone	5.61	1.70	16.5	5.01	03/19/19	KCA	5
Methyl tert-butyl ether(MTBE)	ND	1.39	ND	5.01	03/19/19	KCA	5
Methylene Chloride	ND	4.32	ND	15.0	03/19/19	KCA	5
n-Butylbenzene	ND	0.911	ND	5.00	03/19/19	KCA	5
o-Xylene	ND	1.15	ND	4.99	03/19/19	KCA	5
Propylene	ND	2.91	ND	5.01	03/19/19	KCA	5
sec-Butylbenzene	ND	0.911	ND	5.00	03/19/19	KCA	5
Styrene	ND	1.17	ND	4.98	03/19/19	KCA	5
Tetrachloroethene	16.2	0.184	110	1.25	03/19/19	KCA	5
Tetrahydrofuran	ND	1.70	ND	5.01	03/19/19	KCA	5
Toluene	2.09	1.33	7.87	5.01	03/19/19	KCA	5
Trans-1,2-Dichloroethene	1.34	1.26	5.31	4.99	03/19/19	KCA	5
trans-1,3-Dichloropropene	ND	1.10	ND	4.99	03/19/19	KCA	5
Trichloroethene	623	2.79	3350	15.0	03/19/19	KCA	75
Trichlorofluoromethane	58.8	0.891	330	5.00	03/19/19	KCA	5
Trichlorotrifluoroethane	ND	0.653	ND	5.00	03/19/19	KCA	5
Vinyl Chloride	ND	0.391	ND	1.00	03/19/19	KCA	5
<u>QA/QC Surrogates/Internals</u>							
% Bromofluorobenzene (5x)	105	%	105	%	03/19/19	KCA	5
% IS-1,4-Difluorobenzene (5x)	74	%	74	%	03/19/19	KCA	5
% IS-Bromochloromethane (5x)	99	%	99	%	03/19/19	KCA	5
% IS-Chlorobenzene-d5 (5x)	103	%	103	%	03/19/19	KCA	5
% Bromofluorobenzene (75x)	104	%	104	%	03/19/19	KCA	75
% IS-1,4-Difluorobenzene (75x)	131	%	131	%	03/19/19	KCA	75
% IS-Bromochloromethane (75x)	145	%	145	%	03/19/19	KCA	75
% IS-Chlorobenzene-d5 (75x)	131	%	131	%	03/19/19	KCA	75

Client ID: SV-3

Parameter	ppbv Result	ppbv RL	ug/m3 Result	ug/m3 RL	Date/Time	By	Dilution
-----------	----------------	------------	-----------------	-------------	-----------	----	----------

1 = This parameter is not certified by the primary accrediting authority (NY NELAC) for this matrix. NY NELAC does not offer certification for all parameters at this time.

3 = This parameter exceeds laboratory specified limits.

RL/PQL=Reporting/Practical Quantitation Level (Equivalent to NELAC LOQ, Limit of Quantitation) ND=Not Detected at RL/PQL

BRL=Below Reporting Level L=Biased Low

QA/QC Surrogates: Surrogates are compounds (preceeded with a %) added by the lab to determine analysis efficiency. Surrogate results(%) listed in the report are not "detected" compounds.

Comments:

If you are the client above and have any questions concerning this testing, please do not hesitate to contact Phoenix Client Services at ext.200. The contents of this report cannot be discussed with anyone other than the client listed above without their written consent.



Phyllis Shiller, Laboratory Director

March 27, 2019

Reviewed and Released by: Greg Lawrence, Assistant Lab Director



Environmental Laboratories, Inc.
 587 East Middle Turnpike, P.O.Box 370, Manchester, CT 06045
 Tel. (860) 645-1102 Fax (860) 645-0823



Analysis Report

March 27, 2019

FOR: Attn: Moshe Monheit
 Rock Brokerage
 170 Lee Avenue
 Brooklyn NY 11211

Sample Information

Matrix: AIR
 Location Code: ROCKBROKE
 Rush Request: Standard
 P.O.#:
 Canister Id: 28585

Custody Information

Collected by: MC
 Received by: LB
 Analyzed by: see "By" below

Date: 03/18/19
 Time: 11:08
 03/18/19 17:46

Project ID: 297 WALLABOUT
 Client ID: SV-1

Laboratory Data

SDG ID: GCC69575
 Phoenix ID: CC69577

Parameter	ppbv Result	ppbv RL	ug/m3 Result	ug/m3 RL	Date/Time	By	Dilution
Volatiles (TO15)							
1,1,1,2-Tetrachloroethane	ND	0.146	ND	1.00	03/19/19	KCA	1
1,1,1-Trichloroethane	ND	0.183	ND	1.00	03/19/19	KCA	1
1,1,2,2-Tetrachloroethane	ND	0.146	ND	1.00	03/19/19	KCA	1
1,1,2-Trichloroethane	ND	0.183	ND	1.00	03/19/19	KCA	1
1,1-Dichloroethane	ND	0.247	ND	1.00	03/19/19	KCA	1
1,1-Dichloroethene	ND	0.051	ND	0.20	03/19/19	KCA	1
1,2,4-Trichlorobenzene	ND	0.135	ND	1.00	03/19/19	KCA	1
1,2,4-Trimethylbenzene	0.669	0.204	3.29	1.00	03/19/19	KCA	1
1,2-Dibromoethane(EDB)	ND	0.130	ND	1.00	03/19/19	KCA	1
1,2-Dichlorobenzene	ND	0.166	ND	1.00	03/19/19	KCA	1
1,2-Dichloroethane	ND	0.247	ND	1.00	03/19/19	KCA	1
1,2-dichloropropane	ND	0.217	ND	1.00	03/19/19	KCA	1
1,2-Dichlorotetrafluoroethane	ND	0.143	ND	1.00	03/19/19	KCA	1
1,3,5-Trimethylbenzene	0.345	0.204	1.70	1.00	03/19/19	KCA	1
1,3-Butadiene	ND	0.452	ND	1.00	03/19/19	KCA	1
1,3-Dichlorobenzene	ND	0.166	ND	1.00	03/19/19	KCA	1
1,4-Dichlorobenzene	ND	0.166	ND	1.00	03/19/19	KCA	1
1,4-Dioxane	ND	0.278	ND	1.00	03/19/19	KCA	1
2-Hexanone(MBK)	ND	0.244	ND	1.00	03/19/19	KCA	1
4-Ethyltoluene	1.39	0.204	6.83	1.00	03/19/19	KCA	1
4-Isopropyltoluene	ND	0.182	ND	1.00	03/19/19	KCA	1
4-Methyl-2-pentanone(MIBK)	ND	0.244	ND	1.00	03/19/19	KCA	1
Acetone	30.1	0.421	71.5	1.00	03/19/19	KCA	1
Acrylonitrile	ND	0.461	ND	1.00	03/19/19	KCA	1
Benzene	1.73	0.313	5.52	1.00	03/19/19	KCA	1
Benzyl chloride	ND	0.193	ND	1.00	03/19/19	KCA	1

Client ID: SV-1

Parameter	ppbv Result	ppbv RL	ug/m3 Result	ug/m3 RL	Date/Time	By	Dilution
Bromodichloromethane	ND	0.149	ND	1.00	03/19/19	KCA	1
Bromoform	ND	0.097	ND	1.00	03/19/19	KCA	1
Bromomethane	ND	0.258	ND	1.00	03/19/19	KCA	1
Carbon Disulfide	0.526	0.321	1.64	1.00	03/19/19	KCA	1
Carbon Tetrachloride	0.057	0.032	0.36	0.20	03/19/19	KCA	1
Chlorobenzene	ND	0.217	ND	1.00	03/19/19	KCA	1
Chloroethane	ND	0.379	ND	1.00	03/19/19	KCA	1
Chloroform	ND	0.205	ND	1.00	03/19/19	KCA	1
Chloromethane	ND	0.485	ND	1.00	03/19/19	KCA	1
Cis-1,2-Dichloroethene	0.591	0.051	2.34	0.20	03/19/19	KCA	1
cis-1,3-Dichloropropene	ND	0.221	ND	1.00	03/19/19	KCA	1
Cyclohexane	5.74	0.291	19.7	1.00	03/19/19	KCA	1
Dibromochloromethane	ND	0.118	ND	1.00	03/19/19	KCA	1
Dichlorodifluoromethane	0.474	0.202	2.34	1.00	03/19/19	KCA	1
Ethanol	19.8	0.531	37.3	1.00	03/19/19	KCA	1
Ethyl acetate	ND	0.278	ND	1.00	03/19/19	KCA	1
Ethylbenzene	4.70	0.230	20.4	1.00	03/19/19	KCA	1
Heptane	3.68	0.244	15.1	1.00	03/19/19	KCA	1
Hexachlorobutadiene	ND	0.094	ND	1.00	03/19/19	KCA	1
Hexane	1.57	0.284	5.53	1.00	03/19/19	KCA	1
Isopropylalcohol	5.98	0.407	14.7	1.00	03/19/19	KCA	1
Isopropylbenzene	1.98	0.204	9.7	1.00	03/19/19	KCA	1
m,p-Xylene	5.94	0.230	25.8	1.00	03/19/19	KCA	1
Methyl Ethyl Ketone	7.51	0.339	22.1	1.00	03/19/19	KCA	1
Methyl tert-butyl ether(MTBE)	ND	0.278	ND	1.00	03/19/19	KCA	1
Methylene Chloride	ND	0.864	ND	3.00	03/19/19	KCA	1
n-Butylbenzene	ND	0.182	ND	1.00	03/19/19	KCA	1
o-Xylene	3.45	0.230	15.0	1.00	03/19/19	KCA	1
Propylene	ND	0.581	ND	1.00	03/19/19	KCA	1
sec-Butylbenzene	ND	0.182	ND	1.00	03/19/19	KCA	1
Styrene	ND	0.235	ND	1.00	03/19/19	KCA	1
Tetrachloroethene	0.479	0.037	3.25	0.25	03/19/19	KCA	1
Tetrahydrofuran	ND	0.339	ND	1.00	03/19/19	KCA	1
Toluene	6.54	0.266	24.6	1.00	03/19/19	KCA	1
Trans-1,2-Dichloroethene	ND	0.252	ND	1.00	03/19/19	KCA	1
trans-1,3-Dichloropropene	ND	0.221	ND	1.00	03/19/19	KCA	1
Trichloroethene	10.0	0.037	53.7	0.20	03/19/19	KCA	1
Trichlorofluoromethane	0.340	0.178	1.91	1.00	03/19/19	KCA	1
Trichlorotrifluoroethane	ND	0.131	ND	1.00	03/19/19	KCA	1
Vinyl Chloride	ND	0.078	ND	0.20	03/19/19	KCA	1
<u>QA/QC Surrogates/Internals</u>							
% Bromofluorobenzene	92	%	92	%	03/19/19	KCA	1
% IS-1,4-Difluorobenzene	105	%	105	%	03/19/19	KCA	1
% IS-Bromochloromethane	116	%	116	%	03/19/19	KCA	1
% IS-Chlorobenzene-d5	121	%	121	%	03/19/19	KCA	1

Parameter	ppbv Result	ppbv RL	ug/m3 Result	ug/m3 RL	Date/Time	By	Dilution
-----------	----------------	------------	-----------------	-------------	-----------	----	----------

1 = This parameter is not certified by the primary accrediting authority (NY NELAC) for this matrix. NY NELAC does not offer certification for all parameters at this time.

RL/PQL=Reporting/Practical Quantitation Level (Equivalent to NELAC LOQ, Limit of Quantitation) ND=Not Detected at RL/PQL
BRL=Below Reporting Level L=Biased Low

QA/QC Surrogates: Surrogates are compounds (preceeded with a %) added by the lab to determine analysis efficiency. Surrogate results(%) listed in the report are not "detected" compounds.

Comments:

If you are the client above and have any questions concerning this testing, please do not hesitate to contact Phoenix Client Services at ext.200. The contents of this report cannot be discussed with anyone other than the client listed above without their written consent.



Phyllis Shiller, Laboratory Director

March 27, 2019

Reviewed and Released by: Greg Lawrence, Assistant Lab Director



Environmental Laboratories, Inc.
 587 East Middle Turnpike, P.O.Box 370, Manchester, CT 06045
 Tel. (860) 645-1102 Fax (860) 645-0823



Analysis Report

March 27, 2019

FOR: Attn: Moshe Monheit
 Rock Brokerage
 170 Lee Avenue
 Brooklyn NY 11211

Sample Information

Matrix: AIR
 Location Code: ROCKBROKE
 Rush Request: Standard
 P.O.#:
 Canister Id: 28556

Custody Information

Collected by: MC
 Received by: LB
 Analyzed by: see "By" below

Date: 03/18/19
 Time: 10:35
 03/18/19 17:46

Project ID: 297 WALLABOUT
 Client ID: SV-4

Laboratory Data

SDG ID: GCC69575
 Phoenix ID: CC69578

Parameter	ppbv Result	ppbv RL	ug/m3 Result	ug/m3 RL	Date/Time	By	Dilution
Volatiles (TO15)							
1,1,1,2-Tetrachloroethane	ND	0.729	ND	5.00	03/19/19	KCA	5
1,1,1-Trichloroethane	ND	0.917	ND	5.00	03/19/19	KCA	5
1,1,2,2-Tetrachloroethane	ND	0.729	ND	5.00	03/19/19	KCA	5
1,1,2-Trichloroethane	ND	0.917	ND	5.00	03/19/19	KCA	5
1,1-Dichloroethane	ND	1.24	ND	5.02	03/19/19	KCA	5
1,1-Dichloroethene	ND	0.252	ND	1.00	03/19/19	KCA	5
1,2,4-Trichlorobenzene	ND	0.674	ND	5.00	03/19/19	KCA	5
1,2,4-Trimethylbenzene	ND	1.02	ND	5.01	03/19/19	KCA	5
1,2-Dibromoethane(EDB)	ND	0.651	ND	5.00	03/19/19	KCA	5
1,2-Dichlorobenzene	ND	0.832	ND	5.00	03/19/19	KCA	5
1,2-Dichloroethane	ND	1.24	ND	5.02	03/19/19	KCA	5
1,2-dichloropropane	ND	1.08	ND	4.99	03/19/19	KCA	5
1,2-Dichlorotetrafluoroethane	ND	0.716	ND	5.00	03/19/19	KCA	5
1,3,5-Trimethylbenzene	ND	1.02	ND	5.01	03/19/19	KCA	5
1,3-Butadiene	ND	2.26	ND	5.00	03/19/19	KCA	5
1,3-Dichlorobenzene	ND	0.832	ND	5.00	03/19/19	KCA	5
1,4-Dichlorobenzene	ND	0.832	ND	5.00	03/19/19	KCA	5
1,4-Dioxane	ND	1.39	ND	5.01	03/19/19	KCA	5
2-Hexanone(MBK)	ND	1.22	ND	4.99	03/19/19	KCA	5
4-Ethyltoluene	ND	1.02	ND	5.01	03/19/19	KCA	5
4-Isopropyltoluene	ND	0.911	ND	5.00	03/19/19	KCA	5
4-Methyl-2-pentanone(MIBK)	ND	1.22	ND	4.99	03/19/19	KCA	5
Acetone	39.7	2.11	94.2	5.01	03/19/19	KCA	5
Acrylonitrile	ND	2.31	ND	5.01	03/19/19	KCA	5
Benzene	ND	1.57	ND	5.01	03/19/19	KCA	5
Benzyl chloride	ND	0.966	ND	5.00	03/19/19	KCA	5

Client ID: SV-4

Parameter	ppbv Result	ppbv RL	ug/m3 Result	ug/m3 RL	Date/Time	By	Dilution
Bromodichloromethane	ND	0.747	ND	5.00	03/19/19	KCA	5
Bromoform	ND	0.484	ND	5.00	03/19/19	KCA	5
Bromomethane	ND	1.29	ND	5.01	03/19/19	KCA	5
Carbon Disulfide	ND	1.61	ND	5.01	03/19/19	KCA	5
Carbon Tetrachloride	ND	0.159	ND	1.00	03/19/19	KCA	5
Chlorobenzene	ND	1.09	ND	5.01	03/19/19	KCA	5
Chloroethane	ND	1.90	ND	5.01	03/19/19	KCA	5
Chloroform	ND	1.02	ND	4.98	03/19/19	KCA	5
Chloromethane	ND	2.42	ND	4.99	03/19/19	KCA	5
Cis-1,2-Dichloroethene	8.48	0.252	33.6	1.00	03/19/19	KCA	5
cis-1,3-Dichloropropene	ND	1.10	ND	4.99	03/19/19	KCA	5
Cyclohexane	ND	1.45	ND	4.99	03/19/19	KCA	5
Dibromochloromethane	ND	0.587	ND	5.00	03/19/19	KCA	5
Dichlorodifluoromethane	ND	1.01	ND	4.99	03/19/19	KCA	5
Ethanol	26.5	2.66	49.9	5.01	03/19/19	KCA	5
Ethyl acetate	ND	1.39	ND	5.01	03/19/19	KCA	5
Ethylbenzene	ND	1.15	ND	4.99	03/19/19	KCA	5
Heptane	10.8	1.22	44.2	5.00	03/19/19	KCA	5
Hexachlorobutadiene	ND	0.469	ND	5.00	03/19/19	KCA	5
Hexane	1.72	1.42	6.06	5.00	03/19/19	KCA	5
Isopropylalcohol	6.74	2.04	16.6	5.01	03/19/19	KCA	5
Isopropylbenzene	ND	1.02	ND	5.01	03/19/19	KCA	5
m,p-Xylene	1.91	1.15	8.29	4.99	03/19/19	KCA	5
Methyl Ethyl Ketone	7.65	1.70	22.5	5.01	03/19/19	KCA	5
Methyl tert-butyl ether(MTBE)	ND	1.39	ND	5.01	03/19/19	KCA	5
Methylene Chloride	ND	4.32	ND	15.0	03/19/19	KCA	5
n-Butylbenzene	ND	0.911	ND	5.00	03/19/19	KCA	5
o-Xylene	42.4	1.15	184	4.99	03/19/19	KCA	5
Propylene	ND	2.91	ND	5.01	03/19/19	KCA	5
sec-Butylbenzene	ND	0.911	ND	5.00	03/19/19	KCA	5
Styrene	ND	1.17	ND	4.98	03/19/19	KCA	5
Tetrachloroethene	9.32	0.184	63.2	1.25	03/19/19	KCA	5
Tetrahydrofuran	ND	1.70	ND	5.01	03/19/19	KCA	5
Toluene	2.06	1.33	7.76	5.01	03/19/19	KCA	5
Trans-1,2-Dichloroethene	ND	1.26	ND	4.99	03/19/19	KCA	5
trans-1,3-Dichloropropene	ND	1.10	ND	4.99	03/19/19	KCA	5
Trichloroethene	487	1.12	2620	6.01	03/19/19	KCA	30
Trichlorofluoromethane	2.83	0.891	15.9	5.00	03/19/19	KCA	5
Trichlorotrifluoroethane	ND	0.653	ND	5.00	03/19/19	KCA	5
Vinyl Chloride	0.650	0.391	1.66	1.00	03/19/19	KCA	5
<u>QA/QC Surrogates/Internals</u>							
% Bromofluorobenzene (5x)	86	%	86	%	03/19/19	KCA	5
% IS-1,4-Difluorobenzene (5x)	83	%	83	%	03/19/19	KCA	5
% IS-Bromochloromethane (5x)	120	%	120	%	03/19/19	KCA	5
% IS-Chlorobenzene-d5 (5x)	102	%	102	%	03/19/19	KCA	5
% Bromofluorobenzene (30x)	90	%	90	%	03/19/19	KCA	30
% IS-1,4-Difluorobenzene (30x)	93	%	93	%	03/19/19	KCA	30
% IS-Bromochloromethane (30x)	109	%	109	%	03/19/19	KCA	30
% IS-Chlorobenzene-d5 (30x)	95	%	95	%	03/19/19	KCA	30

Client ID: SV-4

Parameter	ppbv Result	ppbv RL	ug/m3 Result	ug/m3 RL	Date/Time	By	Dilution
-----------	----------------	------------	-----------------	-------------	-----------	----	----------

1 = This parameter is not certified by the primary accrediting authority (NY NELAC) for this matrix. NY NELAC does not offer certification for all parameters at this time.

RL/PQL=Reporting/Practical Quantitation Level (Equivalent to NELAC LOQ, Limit of Quantitation) ND=Not Detected at RL/PQL
BRL=Below Reporting Level L=Biased Low

QA/QC Surrogates: Surrogates are compounds (preceded with a %) added by the lab to determine analysis efficiency. Surrogate results(%) listed in the report are not "detected" compounds.

Comments:

If you are the client above and have any questions concerning this testing, please do not hesitate to contact Phoenix Client Services at ext.200. The contents of this report cannot be discussed with anyone other than the client listed above without their written consent.



Phyllis Shiller, Laboratory Director

March 27, 2019

Reviewed and Released by: Greg Lawrence, Assistant Lab Director



Environmental Laboratories, Inc.
 587 East Middle Turnpike, P.O.Box 370, Manchester, CT 06045
 Tel. (860) 645-1102 Fax (860) 645-0823



Canister Sampling Information

March 27, 2019

FOR: Attn: Moshe Monheit
 Rock Brokerage
 170 Lee Avenue
 Brooklyn NY 11211

Location Code: ROCKBROKE

SDG I.D.: GCC69575

Project ID: 297 WALLABOUT

Client Id	Lab Id	Canister		Reg. Id	Chk Out Date	Laboratory					Field			
		Id	Type			Out Hg	In Hg	Out Flow	In Flow	Flow RPD	Start Hg	End Hg	Sampling Start Date	Sampling End Date
SV-2	CC69575	28579	6.0L	3501	03/14/19	-30	0	43	44	2.3	-29	0	03/18/19 9:30	03/18/19 11:15
SV-3	CC69576	28559	6.0L	5593	03/14/19	-30	-1	43	42	2.4	-30	-5	03/18/19 8:08	03/18/19 10:10
SV-1	CC69577	28585	6.0L	2966	03/14/19	-30	-3	43	42	2.4	-30	-4	03/18/19 9:01	03/18/19 11:08
SV-4	CC69578	28556	6.0L	0161	03/14/19	-30	-4	43	43	0.0	-30	-4	03/18/19 8:35	03/18/19 10:35



Environmental Laboratories, Inc.
 587 East Middle Turnpike, P.O.Box 370, Manchester, CT 06045
 Tel. (860) 645-1102 Fax (860) 645-0823



QA/QC Report

March 27, 2019

QA/QC Data

SDG I.D.: GCC69575

Parameter	Blk ppbv	Blk RL ppbv	Blk ug/m3	Blk RL ug/m3	LCS %	Sample Result ug/m3	Sample Dup ug/m3	Sample Result ppbv	Sample Dup ppbv	DUP RPD	% Rec Limits	% RPD Limits
QA/QC Batch 470807 (ppbv), QC Sample No: CC69366 (CC69575, CC69576 (5X, 75X), CC69577, CC69578 (5X))												
Volatiles												
1,1,1,2-Tetrachloroethane	ND	0.500	ND	3.43	101	ND	ND	ND	ND	NC	70 - 130	25
1,1,1-Trichloroethane	ND	0.500	ND	2.73	96	ND	ND	ND	ND	NC	70 - 130	25
1,1,2,2-Tetrachloroethane	ND	0.500	ND	3.43	102	ND	ND	ND	ND	NC	70 - 130	25
1,1,2-Trichloroethane	ND	0.500	ND	2.73	102	ND	ND	ND	ND	NC	70 - 130	25
1,1-Dichloroethane	ND	0.500	ND	2.02	94	ND	ND	ND	ND	NC	70 - 130	25
1,1-Dichloroethene	ND	0.500	ND	1.98	103	ND	ND	ND	ND	NC	70 - 130	25
1,2,4-Trichlorobenzene	ND	0.500	ND	3.71	169	ND	ND	ND	ND	NC	70 - 130	25
1,2,4-Trimethylbenzene	ND	0.500	ND	2.46	115	ND	ND	ND	ND	NC	70 - 130	25
1,2-Dibromoethane(EDB)	ND	0.500	ND	3.84	108	ND	ND	ND	ND	NC	70 - 130	25
1,2-Dichlorobenzene	ND	0.500	ND	3.00	122	ND	ND	ND	ND	NC	70 - 130	25
1,2-Dichloroethane	ND	0.500	ND	2.02	98	ND	ND	ND	ND	NC	70 - 130	25
1,2-dichloropropane	ND	0.500	ND	2.31	114	ND	ND	ND	ND	NC	70 - 130	25
1,2-Dichlorotetrafluoroethane	ND	0.500	ND	3.49	100	ND	ND	ND	ND	NC	70 - 130	25
1,3,5-Trimethylbenzene	ND	0.500	ND	2.46	113	ND	ND	ND	ND	NC	70 - 130	25
1,3-Butadiene	ND	0.500	ND	1.11	101	ND	ND	ND	ND	NC	70 - 130	25
1,3-Dichlorobenzene	ND	0.500	ND	3.00	106	ND	ND	ND	ND	NC	70 - 130	25
1,4-Dichlorobenzene	ND	0.500	ND	3.00	111	ND	ND	ND	ND	NC	70 - 130	25
1,4-Dioxane	ND	0.500	ND	1.80	108	ND	ND	ND	ND	NC	70 - 130	25
2-Hexanone(MBK)	ND	0.500	ND	2.05	120	ND	ND	ND	ND	NC	70 - 130	25
4-Ethyltoluene	ND	0.500	ND	2.46	112	ND	ND	ND	ND	NC	70 - 130	25
4-Isopropyltoluene	ND	0.500	ND	2.74	121	ND	ND	ND	ND	NC	70 - 130	25
4-Methyl-2-pentanone(MIBK)	ND	0.500	ND	2.05	118	ND	ND	ND	ND	NC	70 - 130	25
Acetone	ND	0.500	ND	1.19	91	107	102	44.9	42.8	4.8	70 - 130	25
Acrylonitrile	ND	0.500	ND	1.08	96	ND	ND	ND	ND	NC	70 - 130	25
Benzene	ND	0.500	ND	1.60	96	ND	ND	ND	ND	NC	70 - 130	25
Benzyl chloride	ND	0.500	ND	2.59	134	ND	ND	ND	ND	NC	70 - 130	25
Bromodichloromethane	ND	0.500	ND	3.35	106	ND	ND	ND	ND	NC	70 - 130	25
Bromoform	ND	0.500	ND	5.17	83	ND	ND	ND	ND	NC	70 - 130	25
Bromomethane	ND	0.500	ND	1.94	98	ND	ND	ND	ND	NC	70 - 130	25
Carbon Disulfide	ND	0.500	ND	1.56	102	ND	ND	ND	ND	NC	70 - 130	25
Carbon Tetrachloride	ND	0.500	ND	3.14	98	ND	ND	ND	ND	NC	70 - 130	25
Chlorobenzene	ND	0.500	ND	2.30	105	ND	ND	ND	ND	NC	70 - 130	25
Chloroethane	ND	0.500	ND	1.32	90	ND	ND	ND	ND	NC	70 - 130	25
Chloroform	ND	0.500	ND	2.44	105	ND	ND	ND	ND	NC	70 - 130	25
Chloromethane	ND	0.500	ND	1.03	88	1.30	1.40	0.631	0.676	NC	70 - 130	25
Cis-1,2-Dichloroethene	ND	0.256	ND	1.01	104	ND	ND	ND	ND	NC	70 - 130	25
cis-1,3-Dichloropropene	ND	0.220	ND	1.00	116	ND	ND	ND	ND	NC	70 - 130	25
Cyclohexane	ND	0.500	ND	1.72	107	ND	ND	ND	ND	NC	70 - 130	25
Dibromochloromethane	ND	0.500	ND	4.26	104	ND	ND	ND	ND	NC	70 - 130	25
Dichlorodifluoromethane	ND	0.500	ND	2.47	104	ND	ND	ND	ND	NC	70 - 130	25
Ethanol	ND	0.500	ND	0.94	126	144 E	143	76.4 E	76.2	0.3	70 - 130	25

QA/QC Data

SDG I.D.: GCC69575

Parameter	Bik ppbv	Bik RL ppbv	Bik ug/m3	Bik RL ug/m3	LCS %	Sample Result ug/m3	Sample Dup ug/m3	Sample Result ppbv	Sample Dup ppbv	DUP RPD	% Rec Limits	% RPD Limits
Ethyl acetate	ND	0.500	ND	1.80	91	ND	ND	ND	ND	NC	70 - 130	25
Ethylbenzene	ND	0.500	ND	2.17	105	2.41	2.43	0.555	0.560	NC	70 - 130	25
Heptane	ND	0.500	ND	2.05	113	26.2	24.3	6.39	5.94	7.3	70 - 130	25
Hexachlorobutadiene	ND	0.500	ND	5.33	117	ND	ND	ND	ND	NC	70 - 130	25
Hexane	ND	0.500	ND	1.76	90	13.6	13.3	3.85	3.77	2.1	70 - 130	25
Isopropylalcohol	ND	0.500	ND	1.23	93	ND	1.80	ND	0.734	NC	70 - 130	25
Isopropylbenzene	ND	0.500	ND	2.46	113	ND	ND	ND	ND	NC	70 - 130	25
m,p-Xylene	ND	1.00	ND	4.34	111	9.33	9.46	2.15	2.18	NC	70 - 130	25
Methyl Ethyl Ketone	ND	0.500	ND	1.47	98	2.92	2.74	0.989	0.928	NC	70 - 130	25
Methyl tert-butyl ether(MTBE)	ND	0.500	ND	1.80	98	ND	ND	ND	ND	NC	70 - 130	25
Methylene Chloride	ND	0.500	ND	1.74	88	2.58	2.74	0.744	0.789	NC	70 - 130	25
n-Butylbenzene	ND	0.500	ND	2.74	124	ND	ND	ND	ND	NC	70 - 130	25
o-Xylene	ND	0.500	ND	2.17	112	2.58	2.58	0.594	0.595	NC	70 - 130	25
Propylene	ND	0.500	ND	0.86	105	ND	ND	ND	ND	NC	70 - 130	25
sec-Butylbenzene	ND	0.500	ND	2.74	116	ND	ND	ND	ND	NC	70 - 130	25
Styrene	ND	0.500	ND	2.13	111	ND	ND	ND	ND	NC	70 - 130	25
Tetrachloroethene	ND	0.200	ND	1.36	109	ND	ND	ND	ND	NC	70 - 130	25
Tetrahydrofuran	ND	0.500	ND	1.47	103	ND	ND	ND	ND	NC	70 - 130	25
Toluene	ND	0.500	ND	1.88	107	50.1	50.1	13.3	13.3	0.0	70 - 130	25
Trans-1,2-Dichloroethene	ND	0.500	ND	1.98	97	ND	ND	ND	ND	NC	70 - 130	25
trans-1,3-Dichloropropene	ND	0.500	ND	2.27	115	ND	ND	ND	ND	NC	70 - 130	25
Trichloroethene	ND	0.200	ND	1.07	112	ND	ND	ND	ND	NC	70 - 130	25
Trichlorofluoromethane	ND	0.500	ND	2.81	96	ND	ND	ND	ND	NC	70 - 130	25
Trichlorotrifluoroethane	ND	0.500	ND	3.83	94	ND	ND	ND	ND	NC	70 - 130	25
Vinyl Chloride	ND	0.500	ND	1.28	99	ND	ND	ND	ND	NC	70 - 130	25
% Bromofluorobenzene	100	%	100	%	100	98	93	98	93	NC	70 - 130	25
% IS-1,4-Difluorobenzene	126	%	126	%	101	104	109	104	109	NC	60 - 140	25
% IS-Bromochloromethane	129	%	129	%	102	99	106	99	106	NC	60 - 140	25
% IS-Chlorobenzene-d5	116	%	116	%	105	111	116	111	116	NC	60 - 140	25

QA/QC Batch 471164 (ppbv), QC Sample No: CC69578 (CC69578 (30X))


Volatiles

Trichloroethene	ND	1.11	ND	5.96	110	2620	2650	487	494	1.4	70 - 130	25
% Bromofluorobenzene	93	%	93	%	96	90	77	90	77	NC	70 - 130	25
% IS-1,4-Difluorobenzene	118	%	118	%	94	93	100	93	100	NC	60 - 140	25
% IS-Bromochloromethane	118	%	118	%	88	109	115	109	115	NC	60 - 140	25
% IS-Chlorobenzene-d5	119	%	119	%	95	95	105	95	105	NC	60 - 140	25

I = This parameter is outside laboratory LCS/LCSD specified recovery limits.

If there are any questions regarding this data, please call Phoenix Client Services at extension 200.

- RPD - Relative Percent Difference
- LCS - Laboratory Control Sample
- LCSD - Laboratory Control Sample Duplicate
- MS - Matrix Spike
- MS Dup - Matrix Spike Duplicate
- NC - No Criteria
- Intf - Interference


 Phyllis Shiller, Laboratory Director
 March 27, 2019

Wednesday, March 27, 2019

Criteria: NY: AIRIA, DOH

State: NY

Sample Criteria Exceedances Report GCC69575 - ROCKBROKE

SampNo	Acode	Phoenix Analyte	Criteria	Result	RL	Criteria	RL Criteria	Analysis Units
CC69575	\$AIR_NYTO15	Carbon Tetrachloride	NY / Air Guideline Values / Indor Air	0.40	0.20	0.2	0.2	ug/m3
CC69575	\$AIR_NYTO15	Cis-1,2-Dichloroethene	NY / Air Guideline Values / Indor Air	14.2	0.20	0.2	0.2	ug/m3
CC69575	\$AIR_NYTO15	Trichloroethene	NY / Air Guideline Values / Indor Air	96.1	0.20	0.2	0.2	ug/m3
CC69575	\$AIR_NYTO15	Vinyl Chloride	NY / Air Guideline Values / Indor Air	11.9	0.20	0.2	0.2	ug/m3
CC69575	\$AIR_NYTO15	1,1-Dichloroethene	NY / Air Guideline Values / Indor Air	0.27	0.20	0.2	0.2	ug/m3
CC69576	\$AIR_NYTO15	Vinyl Chloride	NY / Air Guideline Values / Indor Air	ND	1.00	0.2	0.2	ug/m3
CC69576	\$AIR_NYTO15	1,1,1-Trichloroethane	NY / Air Guideline Values / Indor Air	ND	5.00	3	3	ug/m3
CC69576	\$AIR_NYTO15	1,1-Dichloroethene	NY / Air Guideline Values / Indor Air	ND	1.00	0.2	0.2	ug/m3
CC69576	\$AIR_NYTO15	Carbon Tetrachloride	NY / Air Guideline Values / Indor Air	ND	1.00	0.2	0.2	ug/m3
CC69576	\$AIR_NYTO15	Cis-1,2-Dichloroethene	NY / Air Guideline Values / Indor Air	64.2	1.00	0.2	0.2	ug/m3
CC69576	\$AIR_NYTO15	Methylene Chloride	NY / Air Guideline Values / Indor Air	ND	15.0	3	3	ug/m3
CC69576	\$AIR_NYTO15	Tetrachloroethene	NY / Air Guideline Values / Indor Air	110	1.25	3	3	ug/m3
CC69576	\$AIR_NYTO15	Trichloroethene	NY / Air Guideline Values / Indor Air	3350	15.0	0.2	0.2	ug/m3
CC69577	\$AIR_NYTO15	Cis-1,2-Dichloroethene	NY / Air Guideline Values / Indor Air	2.34	0.20	0.2	0.2	ug/m3
CC69577	\$AIR_NYTO15	Tetrachloroethene	NY / Air Guideline Values / Indor Air	3.25	0.25	3	3	ug/m3
CC69577	\$AIR_NYTO15	Trichloroethene	NY / Air Guideline Values / Indor Air	53.7	0.20	0.2	0.2	ug/m3
CC69577	\$AIR_NYTO15	Carbon Tetrachloride	NY / Air Guideline Values / Indor Air	0.36	0.20	0.2	0.2	ug/m3
CC69578	\$AIR_NYTO15	Vinyl Chloride	NY / Air Guideline Values / Indor Air	1.66	1.00	0.2	0.2	ug/m3
CC69578	\$AIR_NYTO15	1,1,1-Trichloroethane	NY / Air Guideline Values / Indor Air	ND	5.00	3	3	ug/m3
CC69578	\$AIR_NYTO15	1,1-Dichloroethene	NY / Air Guideline Values / Indor Air	ND	1.00	0.2	0.2	ug/m3
CC69578	\$AIR_NYTO15	Carbon Tetrachloride	NY / Air Guideline Values / Indor Air	ND	1.00	0.2	0.2	ug/m3
CC69578	\$AIR_NYTO15	Cis-1,2-Dichloroethene	NY / Air Guideline Values / Indor Air	33.6	1.00	0.2	0.2	ug/m3
CC69578	\$AIR_NYTO15	Methylene Chloride	NY / Air Guideline Values / Indor Air	ND	15.0	3	3	ug/m3
CC69578	\$AIR_NYTO15	Tetrachloroethene	NY / Air Guideline Values / Indor Air	63.2	1.25	3	3	ug/m3
CC69578	\$AIR_NYTO15	Trichloroethene	NY / Air Guideline Values / Indor Air	2620	6.01	0.2	0.2	ug/m3

Phoenix Laboratories does not assume responsibility for the data contained in this exceedance report. It is provided as an additional tool to identify requested criteria exceedences. All efforts are made to ensure the accuracy of the data (obtained from appropriate agencies). A lack of exceedence information does not necessarily suggest conformance to the criteria. It is ultimately the site professional's responsibility to determine appropriate compliance.



Environmental Laboratories, Inc.
587 East Middle Turnpike, P.O.Box 370, Manchester, CT 06045
Tel. (860) 645-1102 Fax (860) 645-0823



Analysis Comments

March 27, 2019

SDG I.D.: GCC69575

The following analysis comments are made regarding exceptions to criteria not already noted in the Analysis Report or QA/QC Report:

AIRSIM

CHEM24 03/18/19-1: CC69575, CC69576, CC69577, CC69578

The following Initial Calibration compounds did not meet recommended response factors: 1,4-Difluorobenzene 0 (0.01), Bromochloromethane 0 (0.01), Chlorobenzene-d5 0 (0.01)

The following Initial Calibration compounds did not meet minimum response factors: 1,4-Difluorobenzene 0 (0.01), Bromochloromethane 0 (0.01), Chlorobenzene-d5 0 (0.01)

The following Continuing Calibration compounds did not meet % deviation criteria: Ethanol 36%H (30%), n-Butylbenzene(sim) 33%H (30%)

The following Continuing Calibration compounds did not meet Maximum % deviation criteria: Ethanol 36%H (30%), n-Butylbenzene(sim) 33%H (30%)



587 East Middle Turnpike, P.O. Box 370, Manchester, CT 06040
 Telephone: 860.645.1102 • Fax: 860.645.0823

CHAIN OF CUSTODY RECORD
AIR ANALYSES
 800-827-5426
 email: greg@phoenixlabs.com

P.O. # _____ Page _____ of _____
 Data Delivery: _____
 Fax #: _____
 Email: _____
 Phone #: _____

Report to: Frank & Mache
 Customer: Rock Brokerage
 Address: 170 Lee Ave, Brooklyn, NY
 Invoice to: Moshe Markit
 Project Name: 297 wallabout
 Requested Deliverable: RCP ASP CAT B
 MCP NI Deliverables
 State where samples collected: NY

Phoenix ID #	Client Sample ID	THIS SECTION FOR LAB USE ONLY										MATRIX		ANALYSES			
		Canister ID #	Canister Size (L)	Outgoing Canister Pressure ("Hg)	Incoming Canister Pressure ("Hg)	Flow Regulator ID #	Flow Controller Setting (mL/min)	Sampling Start Time	Sampling End Time	Sample Start Date	Canister Pressure at Start ("Hg)	Canister Pressure at End ("Hg)	Ambient/Indoor Air	Soil Gas	Grab (G) Composite (C)	TO-14	TO-15
09575	SV-2	28579	6.0	-30	2	3501	43	0930	1115	3/18/19	-29	0		+		+	
09576	SV-3	28559			-1	5693		0808	1010	3/18/19	-30	-5		+		+	
09577	SV-1	28585			-3	2966		0901	1108	3/18/19	-30	-4		+		+	
09578	SV-4	28556			-4	0161		0835	1035	3/18/19	-30	-4		+		+	

Relinquished by: M. Conlan Date: 3/18/19
 Accepted by: [Signature] Date: 3/18/19
 Turnaround Time: 17410
 24 Hour 48 Hour 72 Hour Standard
 I attest that all media released by Phoenix Environmental Laboratories, Inc. have been received in good working condition and agree to the terms and conditions as listed on the back of this document.
 SPECIAL INSTRUCTIONS OR REQUIREMENTS, REGULATORY INFORMATION: SV-2 reached 0.44g before 2 hrs
 Requested Criteria: MSD off guidance
zero-vapor intrusion
 Quote Number: _____ Date: 3/18/19
 Signature: [Signature]

Lisa Arnold

From: Moshe Monheit <moshe@rockbrokerage.com>
Sent: Monday, March 25, 2019 9:13 AM
To: Lisa Arnold
Subject: RE: 1,4-dioxane add on

Good Morning Lisa,

Good morning, please have the lab report provide the data compared to the following:

Soil - NYS Unrestricted Use and NYS Restricted Residential.
Groundwater – NYSDEC AWQS – TOGS
Soil Vapor – NYSDOH Matrix B

Thanks!



THE SOIL REMOVAL ROCKSTARS™

Moshe Monheit, Controller

Tel 718.858.6655 #201
Cell 917.407.5735
Fax 718.858.6656
Email moshe@rockbrokerage.com
Web www.rockbrokerage.com

From: Conlon, Mari <MConlon@haleyaldrich.com>
Sent: Tuesday, March 19, 2019 11:49 AM
To: lisa@phoenixlabs.com
Cc: Moshe Monheit <moshe@rockbrokerage.com>
Subject: 1,4-dioxane add on

Lisa,

As discussed on the phone, we need to add one more analyses that was not on the chain.

Can you please add 1,4-dioxane to groundwater sample TW-3 from 297 Wallabout Street, Brooklyn, NY. Samples picked up at the site yesterday at 14:15.

VOC method is fine.

If not enough volume in TW-3 please try one of the other samples is also ok (TW-2 or TW-1). We just need one groundwater sample run for 1,4-dioxane.

Thanks,

Mari Cate Conlon
Project Manager