

**FORMER
DRIGGS PLYWOOD CORP. SITE**

**11 JACKSON STREET
BROOKLYN NEW YORK
Block 2741 Lot 47**

**REMEDIAL INVESTIGATION
REPORT**

June 2013

Prepared for:
JACKSON ESTATES II, LLC
520 Roebling Street, Suite 316
Brooklyn, NY 11211


Prepared By:

ENVIRONMENTAL BUSINESS CONSULTANTS
1808 Middle Country Road
Ridge, NY 11961

TABLE OF CONTENTS
Remedial Investigation Report
Former Driggs Plywood Corp. Site

1.0	INTRODUCTION	1
1.1	Project Background.....	1
1.2	Site Location and Description	1
1.3	Redevelopment Plans	1
1.4	Site History.....	2
1.5	Summary of Previous Investigations	2
	1.5.1 January 2012 – Phase I Environmental Site Assessment Report (EBC).....	2
2.0	REMEDIAL INVESTIGATION	4
2.1	Field Investigation	4
2.2	Deviations from the Remediation Investigation Work Plan.....	4
2.3	Soil Sampling.....	4
	2.3.1 Soil Borings	4
2.4	Groundwater Sampling.....	5
	2.4.1 Groundwater Sampling	5
2.5	Soil Vapor Sampling.....	5
	2.5.1 Installation of Soil Vapor Implants	6
	2.5.2 Surface Seal Test Procedure	6
	2.5.3 Soil vapor Sample Collection	6
2.6	Laboratory Analysis	6
	2.6.1 Analytical Results - Soil Samples	7
	2.6.2 Analytical Results - Groundwater Samples	8
	2.6.3 Analytical Results - Soil vapor Samples	9
	2.6.4 Data Usability Summary Report.....	9
3.0	HYDROGEOLOGIC ASSESSMENT AND PHYSICAL SETTING	10
3.1	Site Topography.....	10
3.2	Surrounding Land Use	10
3.3	Regional Geology / Hydrogeology	10
3.4	Site Geology / Hydrogeology.....	10
4.0	NATURE AND EXTENT OF CONTAMINATION	11
4.1	Identification of Source Areas	11
4.2	Groundwater Impacts	11
4.3	Soil Vapor Impacts	11
4.4	Site Conceptual Model	12
5.0	QUALITATIVE EXPOSURE ASSESSMENT	13
5.1	Contaminant Areas.....	13
5.2	Contaminant Release and Transport Mechanism	13
5.3	Point of Exposure, Route of Exposure and Potentially Exposed Populations.....	13
6.0	CONCLUSIONS AND RECOMENDATIONS	15
7.0	REFERENCES	17

TABLE OF CONTENTS
Remedial Investigation Report
Former Driggs Plywood Corp. Site

TABLES

Table 1	Summary of Sampling Program Rationale and Analysis
Table 2	Laboratory Results - Soil Analytical Results, Volatile Organic Compounds
Table 3	Laboratory Results - Soil Analytical Results, Semi-Volatile Organic Compounds
Table 4	Laboratory Results - Soil Analytical Results, Pesticides & PCBs
Table 5	Laboratory Results - Soil Analytical Results, Metals
Table 6	Laboratory Results - Groundwater Analytical Results, Volatile Organic Compounds
Table 7	Laboratory Results - Groundwater Analytical Results, Semi-Volatile Organic Compounds
Table 8	Laboratory Results - Groundwater Analytical Results, Pesticides & PCBs
Table 9	Laboratory Results - Groundwater Analytical Results, Total Metals
Table 10	Laboratory Results - Groundwater Analytical Results, Dissolved Metals
Table 11	Laboratory Results - Soil Gas Analytical Results, Volatile Organic Compounds
Table 12	Parameters Detected Above Track 1 Soil Cleanup Objectives
Table 13	Parameters Detected Above Ambient Groundwater Standards

FIGURES

Figure 1	Site Location Map
Figure 2	Site Plan
Figure 3	Soil Boring Locations
Figure 4	Groundwater Sampling Locations
Figure 5	Soil Vapor Sampling Locations
Figure 6	Posted Soil Results above Unrestricted / Restricted Residential SCOs
Figure 7	Posted Groundwater Results above AWQS
Figure 8	Posted Soil vapor Results

APPENDICES

Appendix A	Soil Boring Logs
Appendix B	Soil vapor Sampling Log
Appendix C	Laboratory Reports / Data Usability Summary Reports (Digital Copy)

LIST OF ACRONYMS

Acronym	Definition
AOC	Area of Concern
BCP	Brownfields Cleanup Program
BCA	Brownfield Site Cleanup Agreement
ESA	Environmental Site Assessment
EBC	Environmental Business Consultants
IRM	Interim Remedial Measure Work Plan
NYCDEP	New York City Department of Environmental Protection
NYSDEC	New York State Department of Environmental Conservation
NYSDOH	New York State Department of Health
PID	Photo-Ionization Detector
RI	Remedial Investigation
RIWR	Remedial Investigation Work Plan
SVOC	Semi-Volatile Organic Compound
UST	Underground Storage Tank
VOC	Volatile Organic Compound

1.0 INTRODUCTION

1.1 Project Background

This Remedial Investigation Report (RIR) was prepared on behalf of The Rabsky Group LLC for the property located at 11 Jackson Street in the borough of Brooklyn, New York. In May 2013, The Rabsky Group LLC filed an application with the New York State Department of Environmental Conservation (NYSDEC), to admit the Project Site into the New York State Brownfield Cleanup Program (BCP).

The purpose of the Remedial Investigation (RI) is to collect data of sufficient quality and quantity to characterize the nature and extent of contamination in on-site groundwater, soil and soil vapor, to complete a qualitative exposure assessment for future occupants of the buildings and the surrounding community.

The overall objectives of the project are to prepare the site for unrestricted use as defined in the Brownfield Cleanup Agreement and to remediate known and unknown environmental conditions at the site to the satisfaction of the NYSDEC and the New York State Department of Health (NYSDOH).

The field work portion of the RI was conducted by EBC on May 8, 2013.

1.2 Site Location and Description

The address for the subject property is 11 Jackson Street, Brooklyn, New York 11211. The subject property is designated as Block 2741, Lot 47 by the New York City Department of Assessment. The subject property is located in the City of New York and Borough of Brooklyn (Kings County) as shown on **Figure 1**. The lot consists of 72 feet of street frontage on Jackson Street and is 130 feet deep for a total of 9,360 square feet (0.20 acres). The lot is currently developed with a vacant one-story brick building occupying the entire lot (**Figure 2**).

The property has an elevation of approximately 15 feet above the National Geodetic Vertical Datum (NGVD) feet. The depth to groundwater beneath the site, as determined from field measurements, is approximately 8 feet below grade. Based on regional groundwater contour maps, groundwater flow is expected to be toward the west.

The area surrounding the site consists of a mix of residential and commercial properties. The Site is located adjacent to the Brooklyn-Queens Connecting Highway.

1.3 Redevelopment Plans

The site is to be redeveloped through the new construction of a single 8-story multi-family apartment building. The building will include 44 residential apartments split between studio, 1 and 2 bedroom apartments. The project does not include a basement level. First floor use will include garage space for cars and bicycles, on-site laundry rooms, a lobby and a first floor daycare center.

1.4 Site History

The environmental history of the Site was previously investigated through the review of Federal and State Environmental databases, Environmental Sanborn Fire Insurance maps, NYC Department of Building records and the NYC Department of Finance databases as part of the Phase I Environmental Site Assessment completed in January 2012.

1.5 Summary of Previous Investigations

Environmental investigations performed at the Site include the following:

- Phase I Environmental Site Assessment, Environmental Business Consultants, January 2012.

1.5.1 January 2012 – Phase I Environmental Site Assessment Report (EBC)

EBC was able to establish a history for the property dating back to 1887. According to a review of NYC records, City Directory Listings and historic Sanborn maps, as well as personal interviews, the Site was developed prior to 1887 as three separate thin lots, each developed with a 3-story residential building in the front of the lots, and smaller 2-story dwellings in the rear of the lots. Each of the three lots was labeled with the street numbers 11 Jackson Street, 13 Jackson Street and 15 Jackson Street. The lots remained unchanged until around 1951 when two of the lots were cleared, leaving only the 3-story residential building on 11 Jackson Street. The 3-story building remained until the property was redeveloped in 1951 with the same building currently located at the Site. All Sanborn maps until the most recent map (2007) label the Site building as being used for lumber storage. City Directory listings from 1965 and 1973 identify the Driggs Plywood Corporation at the 11 Jackson Street address. Arnmart Whole Beer Distributors were posted in directory listings from 1997 and 2000, and “Car Fashion Seat Covers” was listed in 2005. It is not known if the beer distributor or car seat cover shop occupied half of the building or the entire building.

At the time of the Phase I inspection half of the building was occupied by a charter bus maintenance / repair garage and half was occupied by a metal fabrication shop.

Based upon reconnaissance of the Site and surrounding properties, interviews and review of historical records and regulatory agency databases, EBC noted the following recognized environmental conditions for the Site.

- The use of the Site as an auto / charter bus repair facility.
- The use of the Site as a metal fabrication shop.

2.0 REMEDIAL INVESTIGATION

2.1 Field Investigation

The field work portion of the RI was conducted by EBC during two mobilizations to the site: the initial RI mobilization March 16, 2012 through March 20, 2012 and a supplemental mobilization on May 8, 2013. The field investigation consisted of the environmental sampling, field observations and measurements to determine:

- Local geologic/hydrogeologic conditions
- Definition of source areas
- Potential migration of contaminants from the site to surrounding areas
- Overall characterization of site-related contamination in all media

The field effort included the collection and analysis of soil, groundwater and soil vapor samples. Drilling services were provided by Eastern Environmental Services (Eastern) of Manorville, NY. Laboratory services were provided by Phoenix Environmental Laboratories of Manchester, CT. A sample matrix showing the number, type and analysis of samples collected during the Remedial Investigation is provided as **Table 1**.

2.2 Deviations from the Remedial Investigation Work Plan

There were no deviations from the work plan.

2.3 Soil Sampling

2.3.1 Soil Borings

A total of 5 soil borings, B1 through B5, were advanced during the initial site mobilization in March 2012. Drilling services were provided by Eastern Environmental Services of Manorville, NY.

At each soil boring location soil samples were collected continuously in 5-foot intervals using a Geoprobe™ model 6620DT, probe drilling machine. The Geoprobe™ system uses a direct push hydraulic percussion system to drive and retrieve core samplers. Soil samples were retrieved using a 1.5-inch diameter 5-foot long macro-core sampler with disposable acetate liners.

Each soil sample recovered from the soil borings was characterized by an experienced geologist qualified environmental professional (QEP) and field screened for the presence of VOCs using a photo-ionization detector (PID). The geologist's field observations and PID readings were recorded for each boring in a soil boring log (see **Appendix A**). The location of soil borings are shown on **Figure 3**.

Borings B1 and B2 were completed on the northern portion of the property, boring B3 was completed in the center of the property, and borings B4 and B5 were completed on the southern portion of the property. Soil samples were collected continuously from grade to a final depth of 10ft below existing grade. Soil samples were retained from 0-2 feet below grade and 4-6 feet below grade at each location and submitted for laboratory analysis of volatile organic compounds (VOCs) by EPA Method 8260, semi-volatile organic compounds (SVOCs-BN) by EPA Method 8270, TAL Metals, pesticides and PCBs by EPA Methods 8081/8082.

Two additional soil borings, B6 and B7, were completed during a supplemental mobilization in May 2013 to further evaluate chlorinated compounds in soil gas. Each of the two borings were performed utilizing a 2-foot long AMS Dual-Purpose Soil Recovery Probe with disposable plastic liners and a slap hammer. At each sampling location, the soil recovery probe was driven to a depth of approximately 2 feet below grade and a sample was retained representing the interval 0-2 feet below grade. Soil recovered from the soil borings was characterized by an experienced geologist qualified environmental professional (QEP) and field screened for the presence of VOCs using a photo-ionization detector (PID). The geologist's field observations and PID readings were recorded for each boring in a soil boring log (see **Appendix A**). The location of soil borings are shown on **Figure 3**.

Borings B6 and B7 were completed on the northern portion of the property, north of previously completed borings B1 and B2. Retained samples were submitted for laboratory analysis of volatile organic compounds (VOCs) by EPA Method 8260.

2.4 Groundwater Sampling

EBC collected a groundwater sample from soil boring locations B1 (GW1), B3 (GW2) and B4 (GW4) during the initial site mobilization in March 2012 to evaluate groundwater quality across the site. Sample locations are identified in **Figure 4**. Groundwater samples were collected by installing a one-inch diameter temporary PVC monitoring well, set approximately 5 feet below the water table interface. A groundwater sample was then collected from each temporary well utilizing dedicated polyethylene tubing and a peristaltic pump. Each of the three groundwater samples and the duplicate sample were collected in pre-cleaned, laboratory supplied glassware, stored in a cooler with ice and submitted to Phoenix for analysis of VOCs by EPA Method 8260, SVOCs by EPA Method 8270, pesticides/PCBs by EPA Methods 8081/8082 and TAL metals.

2.4.1 Groundwater Sampling

Groundwater samples were obtained from boring locations B1 (GW1), B3 (GW2) and B4 (GW4) during the March 2012 mobilization.

A peristaltic pump and polyethylene tubing were used to purge and collect samples from the temporary well locations. Sample tubing was replaced between each sample location. Samples were collected directly into pre-cleaned laboratory supplied glassware, stored in a cooler with ice and submitted to Phoenix Environmental Laboratories of Manchester, CT, a New York State ELAP certified environmental laboratory (ELAP Certification No. 11301).

All groundwater samples were analyzed for VOCs / SVOCs by EPA method 8260 / 8270, target analyte list (TAL) metals (total, dissolved) and pesticides/PCBs by Method 8081/8082.

2.5 Soil Vapor Sampling

To assess the presence of VOCs in soil vapor beneath the site, three sub-slab soil vapor samples (SG1-SG3) were collected at the site during the initial mobilization in March 2012. Three additional sub-slab vapor samples (SG4-SG6) were collected during the supplemental mobilization in May 2013, as a result of chlorinated compounds detected in soil gas during the initial mobilization. Soil

vapor sampling locations are shown on **Figure 5**. All soil vapor samples were collected over a 2 hr sampling period.

Soil vapor samples were collected in accordance with the procedures outlined in the *Guidance for Evaluating Soil Vapor Intrusion in the State of New York (NYSDOH 10/06)*.

2.5.1 Installation of Soil vapor Implants

Three sub-slab soil vapor implants were installed during the initial mobilization in March 2012 and three additional sub-slab soil vapor implants were installed during the supplemental mobilization in May 2013. The sub-slab soil gas sampling points were installed by drilling a 1/2 inch hole through the building slab with a handheld drill, and inserting 1/4 inch polyethylene tubing to no more than 2 inches below the base of the slab. The tubing was then sealed at the surface with hydrated granular bentonite. All of the implants were installed utilizing the same technique to minimize possible discrepancies and a 12" x 12" (approx.) plastic sheet.

2.5.2 Surface Seal Test Procedure

In accordance with NYSDOH guidance, a tracer gas (helium) was used as a quality assurance/quality control device to verify the integrity of the sampling point seal prior to collecting the samples. This was accomplished by enriching the air space above the seal with a tracer gas (helium) while continuously monitoring air drawn from the implant with a helium detector (Dielectric Model MGD-2002, Multi-Gas Detector).

The tracer gas test procedure was employed at all 6 soil vapor sampling locations. All seals tested tight with no infiltration of helium through the surface.

2.5.3 Soil vapor Sample Collection

Following verification that the surface seal was tight, one to three volumes (i.e., the volume of the sample probe and tube) were purged with a handheld vacuum pump prior to collecting the samples to ensure samples collected were representative. After purging, a 6-liter summa canister, fitted with a 2-hour flow regulator was attached to the surface tube of each of the sampling points and the valve opened to initiate sampling. Sample identification, date, start time, start vacuum, end time and end vacuum were recorded on tags attached to each canister and on a sample log sheet (**Appendix B**). When the remaining vacuum in the canisters was between 5 and 8 inches Hg, (approximately 2 hrs) the valve was closed and the canisters were detached from the sampling tube.

Sample canisters were returned to the EBC office and picked up the following day by a Phoenix laboratory courier and delivered to the laboratory for analysis of VOCs by USEPA Method TO-15.

2.6 Laboratory Analysis

Data tables summarizing the laboratory results are provided in **Tables 2** through **11** and copies of the laboratory reports (with chains-of-custody) are included in digital format in **Appendix C**. Soil sample results were compared to both Unrestricted Use and Restricted Residential Soil Cleanup Objectives (SCOs) as promulgated in 6 NYCRR Subpart 375-6. Groundwater results were compared to NYSDEC Division of Water, Technical & Operational Guidance Series 1.1.1, Ambient Water Quality Standards and Guidance Values (AWQS), June 1998. Soil vapor analytical results were compared to Outdoor Background Levels for Selected Compounds and sub-slab and indoor air

guidance levels as presented in the NYSDOH Guidance for Evaluating Soil Vapor Intrusion in the State of New York, October 2006, 2002). **Table 12** contains a list of parameters detected above Track 1 unrestricted soil cleanup objectives and the range in detections. **Table 13** contains a list of parameters detected above ambient groundwater standards and the range in detections.

2.6.1 Analytical Results – Soil Samples

A total of 12 soil samples were collected from 7 soil borings for laboratory analysis of one or more of the following depending on location and depth: VOCs (EPA Method 8260), SVOCs (EPA Method 8270), TAL metals and Pesticides/PCBs (EPA Method 8081/8082). All results above Unrestricted Use SCOs are posted on **Figure 6**.

As shown in **Table 2**, no VOCs were detected at concentrations above Unrestricted Use SCOs in any of the 13 samples.

As shown in **Table 3**, SVOCs were detected at concentrations above Unrestricted Use SCOs in the following samples:

B1 (0-2 ft) – Benzo(k)fluoranthene (1,000 µg/kg), Chrysene (2,700 µg/kg)

B2 (0-2 ft) – Napthalene (17,000 µg/kg)

B3 (0-2 ft) – Chrysene (1,400 µg/kg)

B4 (0-2 ft) – Chrysene (1,600 µg/kg)

B5 (0-2 ft) – Benzo(k)fluoranthene (2,100 µg/kg)

SVOCs were detected at concentrations above Restricted Residential SCOs in the following samples:

B1 (0-2 ft) - Benzo(a)anthracene (2,800 µg/kg), Benzo(a)pyrene (2,500 µg/kg), Benzo(b)fluoranthene (3,100 µg/kg), Dibenzo(a,h)anthracene (500 µg/kg), Indeno(1,2,3-cd)pyrene (1,500 µg/kg)

B2 (0-2 ft) - Benzo(a)anthracene (43,000 µg/kg), Benzo(a)pyrene (38,000 µg/kg), Benzo(b)fluoranthene (50,000 µg/kg), Benzo(k)fluoranthene (19,000 µg/kg), Chrysene (36,000 µg/kg), Dibenzo(a,h)anthracene (11,000 µg/kg), Indeno(1,2,3-cd)pyrene (20,000 µg/kg)

B3 (0-2 ft) - Benzo(a)anthracene (1,400 µg/kg), Benzo(a)pyrene (1,300 µg/kg), Benzo(b)fluoranthene (1,500 µg/kg), Indeno(1,2,3-cd)pyrene (690 µg/kg)

B4 (0-2 ft) - Benzo(a)anthracene (1,600 µg/kg), Benzo(a)pyrene (1,500 µg/kg), Benzo(b)fluoranthene (1,900 µg/kg), Indeno(1,2,3-cd)pyrene (910 µg/kg)

B5 (0-2 ft) - Benzo(a)anthracene (5,700 µg/kg), Benzo(a)pyrene (5,300 µg/kg),

Benzo(b)fluoranthene (6,200 µg/kg), Chrysene (5,500), Dibenzo(a,h)anthracene (1,100 µg/kg), Indeno(1,2,3-cd)pyrene (3,600 µg/kg)

There were no other SVOCs detected above Unrestricted/Restricted SCOs in any of the remaining samples.

As shown in **Table 4** there were no pesticides or PCBs reported above Unrestricted Use SCOs in any of the samples.

As shown in **Table 5**, Metals detected at concentrations above Unrestricted Use SCOs in the following samples:

B1 (0-2 ft) - Barium (357 mg/kg), Copper (65.8 mg/kg), Zinc (535 mg/kg)

B1 (4-6 ft) - Mercury (0.56 mg/kg), Lead (151 mg/kg)

B2 (0-2 ft) - Arsenic (13.2 mg/kg), Copper (156 mg/kg), Zinc (620 mg/kg)

B2 (4-6 ft) - Copper (78.4 mg/kg), Zinc (1,400 mg/kg)

B3 (0-2 ft) - Copper (165 mg/kg), Zinc (514 mg/kg)

B3 (4-6 ft) - Mercury (0.53 mg/kg), Lead (216 mg/kg), Zinc (119 mg/kg)

B4 (0-2 ft) - Copper (94.1 mg/kg), Zinc (536 mg/kg)

B4 (4-6 ft) - Mercury (0.47 mg/kg), Zinc (210 mg/kg)

B5 (0-2 ft) - Chromium (95.6 mg/kg), Zinc (1,010 mg/kg)

2.6.2 Analytical Results – Groundwater Samples

Analytical results for VOCs, as summarized in **Table 6**, indicate no VOC parameters were identified above NYSDEC Groundwater Standards.

As summarized in **Table 7**, one SVOC compound, Bis(2-ethylhexyl)phthalate, was detected slightly above water quality standards within one of the three groundwater samples. No other SVOCs were detected above GQS in any of the three groundwater samples collected at the Site. However, phenanthrene was detected within all three groundwater samples ranging in concentration from 0.08 to 0.15 ppb, which is well below the GQS of 50 ppb.

Groundwater parameters reported above groundwater standards are presented in **Figure 7**. As shown in **Table 8**, there were no reported detections of pesticides or PCBs above water quality standards in any of the monitoring wells sampled.

As shown in **Tables 9 and 10**, the total concentration (unfiltered) of one or more of the metals

arsenic, barium, beryllium, chromium, copper, iron, magnesium, manganese, sodium, lead, nickel, and antimony were reported in each of the 3 groundwater samples above water quality standards. The dissolved concentration of the metals iron, magnesium, manganese and sodium were reported in all 3 of the groundwater samples above their corresponding water quality standards. These parameters are associated with background water quality throughout most of northern Brooklyn and are also associated with brackish water conditions.

2.6.3 Analytical Results – Soil vapor Samples

Since the NYSDOH has not established guidance values for VOCs in soil vapor, analytical results were compared to the Summary of Background Levels for Selected Compounds (NYSDOH Database, Outdoor values, 2003) and to sub-slab guidance levels for select parameters as presented in the NYSDOH Guidance for Evaluating Soil Vapor Intrusion in the State of New York, October 2006.

Soil vapor samples showed a range of petroleum and chlorinated volatile organic compounds at relatively low concentrations, as shown in **Table 11**. Several petroleum related VOCs were detected at slightly elevated concentrations in one or more of the sub-slab soil gas samples including toluene (as high as 248 $\mu\text{g}/\text{m}^3$) and xylenes (as high as 100 $\mu\text{g}/\text{m}^3$). Additional elevated concentrations of VOCs including acetone (as high as 593 $\mu\text{g}/\text{m}^3$), ethanol (as high as 350 $\mu\text{g}/\text{m}^3$), hexane (as high as 260 $\mu\text{g}/\text{m}^3$), and heptane (as high as 112 $\mu\text{g}/\text{m}^3$).

High concentrations of the chlorinated VOCs trichloroethylene (TCE) and tetrachloroethylene (PCE) were also detected within five of the six the sub-slab soil gas sampled collected at the Site. PCE ranged from 10.4 to 8,270 $\mu\text{g}/\text{m}^3$ and TCE ranged from 10.4 to 12,300 $\mu\text{g}/\text{m}^3$. TCE concentrations in 5 of the 6 samples obtained and PCE concentrations in 4 of the 6 samples were above the NYSDOH threshold requiring action (monitoring or mitigation).

Soil vapor results are summarized in **Table 11** and posted on **Figure 8**.

2.6.4 Data Usability Summary Report

Data obtained during this investigation has been submitted for third party validation by H&S Environmental, Inc. of Westborough, Massachusetts. The individual data usability reports (DUSR) for sample groupings will be submitted upon receipt.

3.0 HYDROGEOLOGIC ASSESSMENT AND PHYSICAL SETTING

3.1 Site Topography

The topography of the site and surrounding area was reviewed from the USGS 7.5 minute series topographic map for the Brooklyn Quadrangle. The elevation of the building slab is approximately 15 feet above the National Geodetic Vertical Datum (NGVD).

3.2 Surrounding Land Use

The surrounding land use includes underutilized commercial/vacant properties to the west, multi-family residential buildings to the north, mixed-use residential buildings to the east and the Brooklyn Queens Expressway to the south.

The area surrounding the property is highly urbanized and predominately consists of multi-family residential buildings with mixed-use buildings along the main corridors such as Meeker Street located just south of the Site and Union Avenue just west of the Site. The area us marked by late 19th and early 20th century rowhouses with commercial and industrial properties interspersed throughout the residential sections. The areas to the north of the Site was historically characterized by heavy industry and manufacturing.

3.3 Regional Geology / Hydrogeology

The geologic setting of Long Island is well documented and consists of crystalline bedrock overlain by layers of unconsolidated deposits. According to geologic maps of the area created by the United States Geologic Survey (USGS), the bedrock in this area of Brooklyn is an igneous intrusive classified as the Ravenswood grano-diorite of middle Ordovician to middle Cambrian age. Unconsolidated sediments overlie the bedrock and consist of Pleistocene aged sand, gravel and silty clays, deposited by glacial-fluvial activity. Non-native fill materials consisting of dredge spoils, rubble and / or other materials have been historically used to raise and improve the drainage of low lying areas.

3.4 Site Geology / Hydrogeology

Subsurface soils at the site include a mixture of silty non-native fill to a depth of approximately 6 feet below grade followed by sandy-silt to a depth of approximately 10 feet below grade. Groundwater at the Site is present at a depth of approximately 8 feet below surface grade within the native silty- sand, and based upon regional contour maps groundwater flow is expected to be west toward the East River.

4.0 NATURE AND EXTENT OF CONTAMINATION

4.1 Identification of Source Areas

The historic use of the Site as a metal fabrication business and bus repair garage combined with the site-wide PCE/TCE detections in soil and soil gas is evidence that CVOC contamination at the site is related to an on-site release and historic use. TCE is known to have been commonly extensively used to clean and degrease metals and would be expected to be used in a metal fabrication business which specializes in manufacturing metal store-front components in various metals. An on-site painting booth was also noted in the metal fabrication shop which would require degreasing of metal parts prior to painting. The second most-common use of PCE behind dry-cleaning is in automotive brake cleaners and it has also been used extensively in automotive parts washing solutions. A parts washing station was noted in the bus garage during the Phase I investigation.

The most likely release scenario would include surface spills from the use of PCE brake cleaners and parts washing solutions, the storage of automotive fluids and waste liquids within the bus garage and the use of TCE in degreasing metals in the metal fabrication shop. Operations regarding the plywood business are unknown. It is possible that the release of chlorinated solvents were also related to these operations.

No other source areas were identified or indicated during this RI. Elevated levels of SVOCs and metals reported in shallow soil throughout the site are characteristic of the historic fill materials present at the site and throughout the area.

4.2 Groundwater Impacts

Low levels of PCE and MTBE were detected in one of the three groundwater samples, GW2, at a concentrations below GQS. No other VOCs were detected in any of the three groundwater samples obtained.

4.3 Soil-Vapor Impacts

Several petroleum related VOCs were detected at slightly elevated concentrations in one or more of the sub-slab soil gas samples. Total petroleum related volatile organic compounds were generally moderate and consistent with background levels, ranging from $2 \mu\text{g}/\text{m}^3$ in SG-5 located on the northeast perimeter of the building to $492 \mu\text{g}/\text{m}^3$ in SG-2 located in the central portion of the building.

Chlorinated VOCs were reported in all soil vapor samples. TCE was reported above the maximum sub-slab value of $5 \mu\text{g}/\text{m}^3$ (above which monitoring is recommended) in five of the six locations (SG-1 through SG-4 and SG-6), and ranged from $10.4 \mu\text{g}/\text{m}^3$ to $12,300 \mu\text{g}/\text{m}^3$. PCE was reported at a maximum sub-slab value of $100 \mu\text{g}/\text{m}^3$ (above which monitoring is recommended) in four of the six locations (SG-1, SG-2, SG-3, and SG-6), and ranged from $245 \mu\text{g}/\text{m}^3$ to $8,270 \mu\text{g}/\text{m}^3$. The highest concentrations of PCE and TCE in soil vapor were located on the northern portion of Lot 10 at location SG-1. This is consistent with the area of highest CVOC concentrations in shallow soils.

4.4 Site Conceptual Model

CVOC contamination at the Site consists mainly of TCE in shallow soil, though PCE and other chlorinated compounds are also present. The extent of contamination is expected to be limited to shallow soil in the central area of the building directly below the building slab to a maximum depth of 5 feet.

Sanborn fire insurance maps identify the past use of the Site by the Driggs Plywood Corp. It is not known if plywood manufacturing took place on the property or if it was simply used for storage. It is also possible that some type of fleet vehicle maintenance took place while Driggs Plywood operated at the Site or by other operators who occupied the Site after Driggs. At the time of the Phase I inspection half of the building was occupied by a charter bus maintenance / repair garage and half was occupied by a metal fabrication shop.

The historical use of the site as a metal fabrication business and bus repair garage combined with the site-wide PCE / TCE detections in soil and soil gas is evidence that CVOC contamination at the site is related to an on-site release and historic use. TCE is known to have been commonly and extensively used to clean and degrease metals and would be expected to be used in a metal fabrication business which specialized in manufacturing metal store-front components in various metals (aluminum, brass, nickel, chrome, etc.). An on-site painting booth was also noted in the metal fabrication shop which would require degreasing of metal parts prior to painting.

The second most-common use of PCE behind dry-cleaning is in automotive brake cleaners and it has also been used extensively in automotive parts washing solutions. A parts washing station was noted in the bus garage during the phase I inspection.

The most likely release scenario would include surface spills from the use of PCE brake cleaners and parts washing solutions, the storage of automotive fluids and waste liquids within the bus garage and the use of TCE in degreasing metals in the metal fabrication shop. Housekeeping in both businesses were noted to be grossly deficient with open containers and spills evident during the inspection. Operations regarding the plywood business are unknown. It is possible that the release of chlorinated solvents were also related to these operations.

The nature and extent of the soil contamination is indicative of a limited surface spill which migrated through cracks or other voids in the concrete floor. The timing and scenario of the release are unknown.

In any case the spill was limited, and did not migrate much beyond a depth of 5 feet below grade as indicated by the low CVOC concentrations in groundwater. Off-gassing is occurring from the residually contaminated soils which are resulting in elevated concentrations of TCE and PCE in soil gas.

No other source areas were identified or indicated during this RI. Elevated levels of SVOCs, metals and pesticides reported in shallow soil throughout the site are characteristic of the historic fill materials present at the site and throughout the area. However, SVOC concentrations reported in one of the locations (B2) was reported at concentrations considerably higher than that associated with fill material and may be related to petroleum.

5.0 QUALITATIVE EXPOSURE ASSESSMENT

The objective of the qualitative exposure assessment under the BCP is to identify potential receptors to the contaminants of concern (COC) that are present at, or migrating from, the site. The identification of exposure pathways describes the route that the COC takes to travel from the source to the receptor. An identified pathway indicates that the potential for exposure exists; it does not imply that exposures actually occur. An exposure pathway has five elements; a contaminant source, release and transport mechanisms, point of exposure, route of exposure and a receptor population.

The potential exposure pathways identified below, represent both current and future exposure scenarios.

5.1 Contaminant Source

The source of CVOCs detected in soil at the site is indicative of surface spills of PCE brake cleaners and parts washing solutions, storage of automotive fluids and waste liquids within the bus garage and the use of TCE in degreasing metals in the metal fabrication shop, which migrated through cracks or other voids in the concrete floor.

5.2 Contaminant Release and Transport Mechanism

CVOCs present in on-site shallow soils are volatilizing to air contributing to elevated levels of contamination in soil gas, as seen in analytical results from sub-slab soil gas samples SG1, SG2, SG3, SG4 and SG6. There does not appear to be a correlation between the CVOC contamination in soil and that in groundwater as TCE was detected in only one of the three groundwater samples obtained, at a concentration below GQS and no PCE was detected in any of the three groundwater samples obtained onsite.

5.3 Point of Exposure, Route of Exposure and Potentially Exposed Populations

Potential On-Site Exposures: Remediation workers and construction workers engaged in the excavation of impacted and non-impacted soil at the site may be exposed to CVOCs through several routes. Workers excavating impacted soil may be exposed to CVOCs through inhalation, ingestion and dermal contact. Workers excavating non-impacted soil may be exposed to CVOCs in soil vapor through inhalation. A site specific Health and Safety Plan has been developed to identify and minimize the potential hazards to on-site workers.

Under a future scenario, residents within the proposed buildings may be exposed to vapor intrusion if remediation of the source area is not completed, and also if preventive measures are not incorporated into the new building design to protect against contaminated soil vapor intrusion. This potential route of exposure will be reduced in response to the degree and success of source area remediation.

Potential Off-Site Exposures: The entire area is serviced by the New York City Water System which distributes water from the Croton Reservoir system. Since there are no public or private potable supply wells in the area, exposure from contact with tap water is not a concern. Off-site exposure is

therefore limited to vapor intrusion from CVOCs migrating from the site. Potential off-site exposure related to CVOC vapor intrusion is a concern. The potentially exposed population in this case would include residents and commercial workers in adjacent buildings.

Potential Off-Site Environmental Impacts: CVOCs in soil have the potential to migrate to the groundwater table and pass beneath the site, the groundwater to surface water discharge pathway was evaluated. The nearest surface water is the East River approximately 4,200 feet west (downgradient). Based upon the low concentrations of CVOC contaminants currently in soil and groundwater at the Site and the distance and position of the site relative to The East River, there are no expected impacts to surface water environments from contaminants potentially migrating beneath the Site.

6.0 CONCLUSIONS AND RECOMENDATIONS

Subsurface soils at the site include silty non-native fill with bricks, wood and other rubble to approximately 6 feet below grade. The fill materials contain elevated levels (above unrestricted or restricted residential SCOS) of SVOCs and metals. A native brown fine-medium grained silty-sand is present immediately below the fill material to a depth of approximately 10 feet below grade (boring termination).

Groundwater at the Site is present at a depth of approximately 8 feet below surface grade within the native fine-medium grained sand. Based upon regional groundwater contour maps, groundwater flows in a westerly direction.

The results of sampling performed during this RI, identified an isolated area of CVOC contaminated soil within the central area of the building, which is likely related to intermittent surface spills of chlorinated solvents used as degreasers in both metal fabrication and in automotive repair, which migrated through cracks or other voids in the concrete floor. The timing and scenario of the release(s) are unknown and may have occurred during operations of current and/or past occupants.

High levels of SVOCs were reported at boring B2 in the northeast portion of the Site. The SVOC concentrations at this location were an order of magnitude higher than that related to historic fills and may be associated with petroleum.

Groundwater samples obtained from all three temporary monitoring wells indicate that there were low levels of PCE and MTBE present in one of the three groundwater samples, GW2, at concentrations below GQS. No other VOCs were detected in any of the three groundwater samples obtained.

Off-gassing is occurring from the shallow contaminated soils resulting in elevated concentrations of PCE and TCE in soil gas. The highest concentrations of both PCE and TCE in soil vapor were located on the northwestern portion of the Site, at location SG1. This is consistent with the area of CVOC detections in shallow soil.

The qualitative exposure assessment identified potential completed routes of exposure to construction workers and remediation workers through inhalation, ingestion and dermal contact during excavation activities. The Health and Safety Plan prepared for the site identifies such exposures and provides instructions for on-site workers to minimize potential exposure. Occupants in the proposed on-site residential building may be exposed to CVOCs through the vapor intrusion pathway if preventive measures are not incorporated into the design of the new buildings.

The exposure assessment also identified potential exposure to commercial workers and residents in adjacent buildings through migrating vapors off-gassing from the source in shallow soil.

Potential environmental impacts through the groundwater to surface water discharge are unlikely based upon the low concentration of CVOCs in groundwater (maximum concentration of 2 µg/L) and distance to the East River (approximately 4,200 feet).

Recommendations include the characterization of soils for disposal following building demolition and slab removal to check for CVOC "hot spots" in shallow soil and for waste profiling. Removal of CVOC impacted soils with confirmatory soil sampling should be completed prior to excavation for the new building's foundation structures. Following hot spot CVOC removal soils containing elevated levels of metals and SVOCs can be excavated and disposed of as needed for construction of the new building.

Soil vapor intrusion mitigation measures such as a vapor barrier and sub-slab depressurization system should be considered in the design of the new buildings to be constructed on the site. Further evaluation of vapor intrusion can also be performed following implementation of the RAWP to determine if conditions improve to the point where active mitigation is unnecessary. The results of this evaluation and the design elements of any mitigation system should then be incorporated into the Remedial Action Work Plan for the site.

7.0 REFERENCES

6 NYCRR Part 375 Environmental Remediation Programs Subparts 375-1, 375-3 and 375-6

Environmental Business Consultants, *Phase I Environmental Site Assessment Report, 11 to 1 Jackson Street, Brooklyn, NY. January 2012.*

NYSDEC, Division of Environmental Remediation, May 2004, *Draft Brownfield Program Cleanup Guide.*

NYSDEC, Division of Environmental Remediation, December 2002, *DER-10, Technical Guidance for Site Investigation and Remediation.*

NYSDOH, Center for Environmental Health, October 2006, *Final Guidance for Evaluating Soil Vapor Intrusion in the State of New York.*

TABLES

**TABLE 1
SUMMARY OF
SAMPLING PROGRAM RATIONALE AND ANALYSIS**

Matrix	Location	Number of Samples	Rationale for Sampling	Laboratory Analysis
Subsurface soil (0 to 10 feet bgs)	5 borings throughout the site, two in the northern area, two in the southern area and one in the central area.	10	To evaluate soil quality of urban fill materials and native soil across the Site.	VOCs EPA Method 8260B, SVOCs EPA Method 8270, pesticide / PCBs EPA Method 8081/8082, TAL metals.
Subsurface soil (0 to 2 feet bgs)	2 borings along the northern property boundary, one boring in the northwestern area and one boring in the northeastern area.	2	To supplement previous sampling and delineate CVOC affected soil gas in the northern portion of the Site.	VOCs EPA Method 8260B
Total (Soils)		12		
Groundwater (water table)	From 3 temporary monitoring wells across the Site.	3	To evaluate groundwater quality across the Site.	VOCs EPA Method 8260B, SVOCs EPA Method 8270, pesticide / PCBs EPA Method 8081/8082, TAL metals dissolved and total.
Total (Groundwater)		3		
Soil Gas (sub-slab)	6 sub-slab soil gas implants installed across the Site.	6	Evaluate soil gas at across the Site.	VOCs EPA Method TO15
Total (Soil Gas)		6		
Duplicates	One soil and one groundwater duplicate sample	2	To meet requirements of QA / QC program	1 groundwater and 1 soil duplicate for VOCs EPA Method 8260B, for SVOCs EPA Method 8270 BN, pesticide / PCBs EPA Method 8081/8082, TAL metals.
Trip Blanks	One laboratory prepared trip blank to accompany samples each time they are delivered to the laboratory.	1	To meet requirements of QA / QC program	VOCs EPA Method 8260B
Total (QA / QC Samples)		3		

TABLE 2
11 Jackson Street, Brooklyn, New York
Soil Analytical Results
Volatile Organic Compounds

COMPOUND	NYSDEC Part 375.6 Unrestricted Use Soil Cleanup Objectives	NYDEC Part 375.6 Restricted Residential Soil Cleanup Objectives*	B1		B2		B3		B4		B5			B6	B7
			(0-2') µg/Kg	(4-6') µg/Kg	(0-2') µg/Kg	(4-6') µg/Kg	(0-2') µg/Kg	(4-6') µg/Kg	(0-2') µg/Kg	(4-6') µg/Kg	(0-2') µg/Kg	(0-2') Dup. µg/Kg	(4-6') µg/Kg	(0-2') µg/Kg	(0-2') µg/Kg
1,1,1,2-Tetrachloroethane			ND	ND	ND	ND	ND	ND	ND	ND	ND	ND	ND	ND	ND
1,1,1-Trichloroethane	680	100,000	ND	ND	ND	ND	ND	ND	ND	ND	ND	ND	ND	ND	ND
1,1,2,2-Tetrachloroethane			ND	ND	ND	ND	ND	ND	ND	ND	ND	ND	ND	ND	ND
1,1,2-Trichloroethane			ND	ND	ND	ND	ND	ND	ND	ND	ND	ND	ND	ND	ND
1,1-Dichloroethane	270	26,000	ND	ND	ND	ND	ND	ND	ND	ND	ND	ND	ND	ND	ND
1,1-Dichloroethane	330	100,000	ND	ND	ND	ND	ND	ND	ND	ND	ND	ND	ND	ND	ND
1,1-Dichloropropene			ND	ND	ND	ND	ND	ND	ND	ND	ND	ND	ND	ND	ND
1,2,3-Trichlorobenzene			ND	ND	ND	ND	ND	ND	ND	ND	ND	ND	ND	ND	ND
1,2,3-Trichloropropane			ND	ND	ND	ND	ND	ND	ND	ND	ND	ND	ND	ND	ND
1,2,4-Trichlorobenzene			ND	ND	ND	ND	ND	ND	ND	ND	ND	ND	ND	ND	ND
1,2,4-Trimethylbenzene	3,600	52,000	ND	ND	ND	ND	ND	ND	ND	ND	ND	ND	ND	ND	ND
1,2-Dibromo-3-chloropropane			ND	ND	ND	ND	ND	ND	ND	ND	ND	ND	ND	ND	ND
1,2-Dichlorobenzene	1,100	100,000	ND	ND	ND	ND	ND	ND	ND	ND	ND	ND	ND	ND	ND
1,2-Dichloroethane	20	3,100	ND	ND	ND	ND	ND	ND	ND	ND	ND	ND	ND	ND	ND
1,2-Dichloropropane			ND	ND	ND	ND	ND	ND	ND	ND	ND	ND	ND	ND	ND
1,3,5-Trimethylbenzene	8,400	52,000	ND	ND	ND	ND	ND	ND	ND	ND	ND	ND	ND	ND	ND
1,3-Dichlorobenzene	2,400	4,900	ND	ND	ND	ND	ND	ND	ND	ND	ND	ND	ND	ND	ND
1,3-Dichloropropane			ND	ND	ND	ND	ND	ND	ND	ND	ND	ND	ND	ND	ND
1,4-Dichlorobenzene	1,800	13,000	ND	ND	ND	ND	ND	ND	ND	ND	ND	ND	ND	ND	ND
2,2-Dichloropropane			ND	ND	ND	ND	ND	ND	ND	ND	ND	ND	ND	ND	ND
2-Chlorotoluene			ND	ND	ND	ND	ND	ND	ND	ND	ND	ND	ND	ND	ND
2-Hexanone (Methyl Butyl Ketone)			ND	ND	ND	ND	ND	ND	ND	ND	ND	ND	ND	ND	ND
2-Isopropyltoluene			ND	ND	ND	ND	ND	ND	ND	ND	ND	ND	ND	ND	ND
4-Chlorotoluene			ND	ND	ND	ND	ND	ND	ND	ND	ND	ND	ND	ND	ND
4-Methyl-2-Pentanone			ND	ND	ND	ND	ND	ND	ND	ND	ND	ND	ND	ND	ND
Acetone	50	100,000	ND	ND	ND	ND	ND	ND	ND	ND	ND	ND	ND	ND	ND
Acrylonitrile			ND	ND	ND	ND	ND	ND	ND	ND	ND	ND	ND	ND	ND
Benzene	60	4,800	ND	ND	ND	ND	ND	ND	ND	ND	ND	ND	ND	ND	ND
Bromobenzene			ND	ND	ND	ND	ND	ND	ND	ND	ND	ND	ND	ND	ND
Bromochloromethane			ND	ND	ND	ND	ND	ND	ND	ND	ND	ND	ND	ND	ND
Bromodichloromethane			ND	ND	ND	ND	ND	ND	ND	ND	ND	ND	ND	ND	ND
Bromoform			ND	ND	ND	ND	ND	ND	ND	ND	ND	ND	ND	ND	ND
Bromomethane			ND	ND	ND	ND	ND	ND	ND	ND	ND	ND	ND	ND	ND
Carbon Disulfide			ND	ND	ND	ND	ND	ND	ND	ND	ND	ND	ND	ND	ND
Carbon tetrachloride	760	2,400	ND	ND	ND	ND	ND	ND	ND	ND	ND	ND	ND	ND	ND
Chlorobenzene	1,100	100,000	ND	ND	ND	ND	ND	ND	ND	ND	ND	ND	ND	ND	ND
Chloroethane			ND	ND	ND	ND	ND	ND	ND	ND	ND	ND	ND	ND	ND
Chloroform	370	49,000	ND	ND	ND	ND	ND	ND	ND	ND	ND	ND	ND	ND	ND
Chloromethane			ND	ND	ND	ND	ND	ND	ND	ND	ND	ND	ND	ND	ND
cis-1,2-Dichloroethene	250	100,000	ND	ND	ND	ND	ND	ND	ND	ND	ND	ND	ND	ND	ND
cis-1,3-Dichloropropene			ND	ND	ND	ND	ND	ND	ND	ND	ND	ND	ND	ND	ND
Dibromochloromethane			ND	ND	ND	ND	ND	ND	ND	ND	ND	ND	ND	ND	ND
Dibromoethane			ND	ND	ND	ND	ND	ND	ND	ND	ND	ND	ND	ND	ND
Dibromomethane			ND	ND	ND	ND	ND	ND	ND	ND	ND	ND	ND	ND	ND
Dichlorodifluoromethane			ND	ND	ND	ND	ND	ND	ND	ND	ND	ND	ND	ND	ND
Ethylbenzene	1,000	41,000	ND	ND	ND	ND	ND	ND	ND	ND	ND	ND	ND	ND	ND
Hexachlorobutadiene			ND	ND	ND	ND	ND	ND	ND	ND	ND	ND	ND	ND	ND
Isopropylbenzene			ND	ND	ND	ND	ND	ND	ND	ND	ND	ND	ND	ND	ND
m&p-Xylenes	260		ND	ND	ND	ND	ND	ND	ND	ND	ND	ND	ND	ND	ND
Methyl Ethyl Ketone (2-Butanone)	120	100,000	ND	ND	ND	ND	ND	ND	ND	ND	ND	ND	ND	ND	ND
Methyl t-butyl ether (MTBE)	930	100,000	ND	ND	ND	ND	ND	ND	ND	ND	ND	ND	ND	ND	ND
Methylene chloride	50	100,000	ND	ND	ND	ND	ND	ND	ND	ND	ND	ND	ND	ND	ND
Naphthalene			ND	ND	940	ND	ND	ND	ND	ND	ND	ND	ND	ND	ND
n-Butylbenzene	12,000	100,000	ND	ND	ND	ND	ND	ND	ND	ND	ND	ND	ND	ND	ND
n-Propylbenzene	3,900	100,000	ND	ND	ND	ND	ND	ND	ND	ND	ND	ND	ND	ND	ND
o-Xylene	260	100,000	ND	ND	ND	ND	ND	ND	ND	ND	ND	ND	ND	ND	ND
p-Isopropyltoluene			ND	ND	ND	ND	ND	ND	ND	ND	ND	ND	ND	ND	ND
sec-Butylbenzene	11,000	100,000	ND	ND	ND	ND	ND	ND	ND	ND	ND	ND	ND	ND	ND
Styrene			ND	ND	ND	ND	ND	ND	ND	ND	ND	ND	ND	ND	ND
tert-Butylbenzene	5,900	100,000	ND	ND	ND	ND	ND	ND	ND	ND	ND	ND	ND	ND	ND
Tetrachloroethene	1,300	19,000	12	ND	ND	ND	ND	ND	6.6	ND	ND	ND	ND	54	8.3
Tetrahydrofuran (THF)			ND	ND	5.9	ND	ND	ND	ND	ND	ND	ND	ND	ND	ND
Toluene	700	100,000	ND	ND	ND	ND	ND	ND	ND	ND	ND	ND	ND	ND	ND
Total Xylenes			ND	ND	ND	ND	ND	ND	ND	ND	ND	ND	ND	ND	ND
trans-1,2-Dichloroethene	190	100,000	ND	ND	ND	ND	ND	ND	ND	ND	ND	ND	ND	ND	ND
trans-1,3-Dichloropropene			ND	ND	ND	ND	ND	ND	ND	ND	ND	ND	ND	ND	ND
trans-1,4-dichloro-2-butene			ND	ND	ND	ND	ND	ND	ND	ND	ND	ND	ND	ND	ND
Trichloroethene	470	21,000	ND	ND	75	6.7	ND	ND	ND	ND	6.3	ND	ND	8.2	53
Trichlorofluoromethane			ND	ND	ND	ND	ND	ND	ND	ND	ND	ND	ND	ND	ND
Trichlorotrifluoroethane			ND	ND	ND	ND	ND	ND	ND	ND	ND	ND	ND	ND	ND
Vinyl Chloride	20	900	ND	ND	ND	ND	ND	ND	ND	ND	ND	ND	ND	ND	ND
Total BTEX Concentration			0	0	0	0	0	0	0	0	0	0	0	0	0
Total VOCs Concentration			12	0	1020.9	6.7	0	0	6.6	0	6.3	0	0	62.2	61.3

Notes:

** - 6 NYCRR Part 375-6 Remedial Program Soil Cleanup Objectives

ND - Not-detected

Bold/highlighted- Indicated exceedance of the NYSDEC UUSCO Guidance Value

Bold/highlighted- Indicated exceedance of the NYSDEC RRSCO Guidance Value

TABLE 3
11 Jackson Street, Brooklyn, New York
Soil Analytical Results
Semi-Volatile Organic Compounds

COMPOUND	NYSDEC Part 375.6 Unrestricted Use Soil Cleanup Objectives	NYDEC Part 375.6 Restricted Residential Soil Cleanup Objectives*	B1		B2		B3		B4		B5			
			(0-2') µg/Kg	(4-6') µg/Kg	(0-2') µg/Kg	(4-6') µg/Kg	(0-2') µg/Kg	(4-6') µg/Kg	(0-2') µg/Kg	(4-6') µg/Kg	(0-2') µg/Kg	(0-2') Dup. µg/Kg	(4-6') µg/Kg	
1,2,4,5-Tetrachlorobenzene			ND	ND	ND	ND	ND	ND	ND	ND	ND	ND	ND	ND
1,2,4-Trichlorobenzene			ND	ND	ND	ND	ND	ND	ND	ND	ND	ND	ND	ND
1,2-Dichlorobenzene			ND	ND	ND	ND	ND	ND	ND	ND	ND	ND	ND	ND
1,3-Dichlorobenzene			ND	ND	ND	ND	ND	ND	ND	ND	ND	ND	ND	ND
1,4-Dichlorobenzene			ND	ND	ND	ND	ND	ND	ND	ND	ND	ND	ND	ND
2,4,5-Trichlorophenol			ND	ND	ND	ND	ND	ND	ND	ND	ND	ND	ND	ND
2,4,6-Trichlorophenol			ND	ND	ND	ND	ND	ND	ND	ND	ND	ND	ND	ND
2,4-Dichlorophenol			ND	ND	ND	ND	ND	ND	ND	ND	ND	ND	ND	ND
2,4-Dimethylphenol			ND	ND	ND	ND	ND	ND	ND	ND	ND	ND	ND	ND
2,4-Dinitrophenol			ND	ND	ND	ND	ND	ND	ND	ND	ND	ND	ND	ND
2,4-Dinitrotoluene			ND	ND	ND	ND	ND	ND	ND	ND	ND	ND	ND	ND
2,6-Dinitrotoluene			ND	ND	ND	ND	ND	ND	ND	ND	ND	ND	ND	ND
2-Chloronaphthalene			ND	ND	ND	ND	ND	ND	ND	ND	ND	ND	ND	ND
2-Chlorophenol			ND	ND	ND	ND	ND	ND	ND	ND	ND	ND	ND	ND
2-Methylnaphthalene			ND	ND	9300	ND	ND	ND	ND	ND	ND	ND	ND	ND
2-Methylphenol (o-cresol)	330	100,000	ND	ND	ND	ND	ND	ND	ND	ND	ND	ND	ND	ND
2-Nitroaniline			ND	ND	ND	ND	ND	ND	ND	ND	ND	ND	ND	ND
2-Nitrophenol			ND	ND	ND	ND	ND	ND	ND	ND	ND	ND	ND	ND
3,4-Methylphenol (m&p-cresol)	330	100,000	ND	ND	ND	ND	ND	ND	ND	ND	ND	ND	ND	ND
3,3'-Dichlorobenzidine			ND	ND	ND	ND	ND	ND	ND	ND	ND	ND	ND	ND
3-Nitroaniline			ND	ND	ND	ND	ND	ND	ND	ND	ND	ND	ND	ND
4,6-Dinitro-2-methylphenol			ND	ND	ND	ND	ND	ND	ND	ND	ND	ND	ND	ND
4-Bromophenyl phenyl ether			ND	ND	ND	ND	ND	ND	ND	ND	ND	ND	ND	ND
4-Chloro-3-methylphenol			ND	ND	ND	ND	ND	ND	ND	ND	ND	ND	ND	ND
4-Chloroaniline			ND	ND	ND	ND	ND	ND	ND	ND	ND	ND	ND	ND
4-Chlorophenyl phenyl ether			ND	ND	ND	ND	ND	ND	ND	ND	ND	ND	ND	ND
4-Nitroaniline			ND	ND	ND	ND	ND	ND	ND	ND	ND	ND	ND	ND
4-Nitrophenol			ND	ND	ND	ND	ND	ND	ND	ND	ND	ND	ND	ND
Acenaphthene	20,000	100,000	440	ND	9500	ND	ND	ND	ND	ND	880	ND	ND	ND
Acenaphthylene	100,000	100,000	ND	ND	1800	ND	ND	ND	ND	ND	360	ND	ND	ND
Acetophenone			ND	ND	ND	ND	ND	ND	ND	ND	ND	ND	ND	ND
Aniline			ND	ND	ND	ND	ND	ND	ND	ND	ND	ND	ND	ND
Anthracene	100,000	100,000	1,100	ND	19000	ND	490	ND	480	ND	2,100	560	ND	ND
Azobenzene			ND	ND	ND	ND	ND	ND	ND	ND	ND	ND	ND	ND
Benzo(a)anthracene	1,000	1,000	2,800	ND	43000	750	1,400	ND	1,600	360	5,700	2,100	ND	ND
Benzo(b)fluoranthene			ND	ND	ND	ND	ND	ND	ND	ND	ND	ND	ND	ND
Benzo(a)pyrene	1,000	1,000	2,500	ND	38000	690	1,300	ND	1,500	300	5,300	2,200	ND	ND
Benzo(b)fluoranthene	1,000	1,000	3,100	ND	50000	830	1,500	ND	1,900	370	6,200	2,500	ND	ND
Benzo(g,h,i)perylene	100,000	100,000	1,700	ND	24000	610	910	ND	1,200	ND	4,600	1,700	ND	ND
Benzo(k)fluoranthene	800	3,900	1,000	ND	19000	320	440	ND	580	ND	2,100	930	ND	ND
Benzoic Acid			ND	ND	ND	ND	ND	ND	ND	ND	ND	ND	ND	ND
Butyl benzyl phthalate			ND	ND	ND	ND	ND	ND	ND	ND	ND	ND	ND	ND
Bis(2-chloroethoxy)methane			ND	ND	ND	ND	ND	ND	ND	ND	ND	ND	ND	ND
Bis(2-chloroethyl)ether			ND	ND	ND	ND	ND	ND	ND	ND	ND	ND	ND	ND
Bis(2-chloroisopropyl)ether			ND	ND	ND	ND	ND	ND	ND	ND	ND	ND	ND	ND
Bis(2-ethylhexyl)phthalate			ND	ND	ND	ND	ND	ND	ND	ND	ND	ND	ND	ND
Carbazole			910	ND	12000	ND	ND	ND	ND	ND	1100	ND	ND	ND
Chrysene	1,000	3,900	2,700	ND	36000	760	1,400	ND	1,600	330	5,500	2,100	ND	ND
Dibenzo(a,h)anthracene	330	330	500	ND	11000	ND	ND	ND	280	ND	1,100	400	ND	ND
Dibenzofuran			320	ND	9800	ND	ND	ND	ND	ND	440	ND	ND	ND
Diethyl phthalate			ND	ND	ND	ND	ND	ND	ND	ND	ND	ND	ND	ND
Dimethyl phthalate			ND	ND	ND	ND	ND	ND	ND	ND	ND	ND	ND	ND
Di-n-butylphthalate			ND	ND	ND	ND	ND	ND	1200	ND	2,500	1,100	ND	ND
Di-n-octylphthalate			ND	ND	ND	ND	ND	ND	ND	ND	ND	ND	ND	ND
Fluoranthene	100,000	100,000	6,100	ND	99000	2,200	3,400	320	4,300	790	10,000	5,500	ND	ND
Fluorene	30,000	100,000	440	ND	9600	ND	ND	ND	ND	ND	730	ND	ND	ND
Hexachlorobenzene			ND	ND	ND	ND	ND	ND	ND	ND	ND	ND	ND	ND
Hexachlorobutadiene			ND	ND	ND	ND	ND	ND	ND	ND	ND	ND	ND	ND
Hexachlorocyclopentadiene			ND	ND	ND	ND	ND	ND	ND	ND	ND	ND	ND	ND
Hexachloroethane			ND	ND	ND	ND	ND	ND	ND	ND	ND	ND	ND	ND
Indeno(1,2,3-cd)pyrene	500	500	1,500	ND	20000	430	690	ND	910	ND	3,600	1,300	ND	ND
Isophorone			ND	ND	ND	ND	ND	ND	ND	ND	ND	ND	ND	ND
Naphthalene	12,000	100,000	ND	ND	17000	ND	ND	ND	400	ND	420	ND	ND	ND
Nitrobenzene			ND	ND	ND	ND	ND	ND	ND	ND	ND	ND	ND	ND
N-Nitrosodimethylamine			ND	ND	ND	ND	ND	ND	ND	ND	ND	ND	ND	ND
N-Nitrosodi-n-propylamine			ND	ND	ND	ND	ND	ND	ND	ND	ND	ND	ND	ND
N-Nitrosodiphenylamine			ND	ND	ND	ND	ND	ND	ND	ND	ND	ND	ND	ND
Pentachloronitrobenzene			ND	ND	ND	ND	ND	ND	ND	ND	ND	ND	ND	ND
Pentachlorophenol	800	6,700	ND	ND	ND	ND	ND	ND	ND	ND	ND	ND	ND	ND
Phenanthrene	100,000	100,000	5,600	ND	100000	1,200	2,400	280	2,600	520	8,900	3,100	ND	ND
Phenol	330	100,000	ND	ND	ND	ND	ND	ND	ND	ND	ND	ND	ND	ND
Pyrene	100,000	100,000	5,400	ND	86000	2,100	3,500	290	4,000	750	10,000	5,200	ND	ND
Pyridine			ND	ND	ND	ND	ND	ND	ND	ND	ND	ND	ND	ND

Notes:

* - NYSDEC Technical and Administrative Guidance Memorandum 4046, 1994

** - 6 NYCRR Part 375-6 Remedial Program Soil Cleanup Objectives

ND - Not detected

NA - Guidance value not available

Bold/highlighted- Indicated exceedance of the NYSDEC UUSCO Guidance Value

Bold/highlighted- Indicated exceedance of the NYSDEC RRSO Guidance Value

TABLE 4
11 Jackson Street, Brooklyn, New York
Soil Analytical Results
Pesticides / PCBs

COMPOUND	NYSDEC Part 375.6 Unrestricted Use Soil Cleanup Objectives	NYDEC Part 375.6 Restricted Residential Soil Cleanup Objectives*	B1		B2		B3		B4		B5		
			(0-2') µg/Kg	(4-6') µg/Kg	(0-2') µg/Kg	(4-6') µg/Kg	(0-2') µg/Kg	(4-6') µg/Kg	(0-2') µg/Kg	(4-6') µg/Kg	(0-2') µg/Kg	(0-2') Dup. µg/Kg	(4-6') µg/Kg
PCB-1016	1,000	1,000	ND	ND	ND	ND	ND	ND	ND	ND	ND	ND	ND
PCB-1221	1,000	1,000	ND	ND	ND	ND	ND	ND	ND	ND	ND	ND	ND
PCB-1232	1,000	1,000	ND	ND	ND	ND	ND	ND	ND	ND	ND	ND	ND
PCB-1242	1,000	1,000	ND	ND	ND	ND	ND	ND	ND	ND	ND	ND	ND
PCB-1248	1,000	1,000	ND	ND	ND	ND	ND	ND	ND	ND	ND	ND	ND
PCB-1254	1,000	1,000	ND	ND	ND	ND	ND	ND	ND	ND	ND	ND	ND
PCB-1260	1,000	1,000	ND	ND	ND	ND	ND	ND	ND	ND	ND	ND	ND
PCB-1262	1,000	1,000	ND	ND	ND	ND	ND	ND	ND	ND	ND	ND	ND
PCB-1268	1,000	1,000	ND	ND	ND	ND	ND	ND	ND	ND	ND	ND	ND
4,4-DDD	3.3	13,000	ND	ND	ND	ND	ND	ND	ND	ND	ND	ND	ND
4,4-DDE	3.3	8,900	ND	ND	ND	ND	ND	ND	ND	ND	ND	ND	ND
4,4-DDT	3.3	7,900	ND	ND	ND	ND	ND	ND	ND	ND	ND	ND	ND
a-BHC	20	480	ND	ND	ND	ND	ND	ND	ND	ND	ND	ND	ND
Alachlor			ND	ND	ND	ND	ND	ND	ND	ND	ND	ND	ND
Aldrin	5	97	ND	ND	ND	ND	ND	ND	ND	ND	ND	ND	ND
b-BHC	36	360	ND	ND	ND	ND	ND	ND	ND	ND	ND	ND	ND
Chlordane	94	4,200	ND	ND	ND	ND	ND	ND	ND	ND	ND	ND	ND
d-BHC	40	100,000	ND	ND	ND	ND	ND	ND	ND	ND	ND	ND	ND
Dieldrin	5	200	ND	ND	ND	ND	ND	ND	ND	ND	ND	ND	ND
Endosulfan I	2,400	24,000	ND	ND	ND	ND	ND	ND	ND	ND	ND	ND	ND
Endosulfan II	2,400	24,000	ND	ND	ND	ND	ND	ND	ND	ND	ND	ND	ND
Endosulfan Sulfate	2,400	24,000	ND	ND	ND	ND	ND	ND	ND	ND	ND	ND	ND
Endrin	14	11,000	ND	ND	ND	ND	ND	ND	ND	ND	ND	ND	ND
Endrin aldehyde			ND	ND	ND	ND	ND	ND	ND	ND	ND	ND	ND
Endrin ketone			ND	ND	ND	ND	ND	ND	ND	ND	ND	ND	ND
gamma-BHC			ND	ND	ND	ND	ND	ND	ND	ND	ND	ND	ND
Heptachlor	42	2,100	ND	ND	ND	ND	ND	ND	ND	ND	ND	ND	ND
Heptachlor epoxide			ND	ND	ND	ND	ND	ND	ND	ND	ND	ND	ND
Methoxychlor			ND	ND	ND	ND	ND	ND	ND	ND	ND	ND	ND
Toxaphene			ND	ND	ND	ND	ND	ND	ND	ND	ND	ND	ND

Notes:

* - NYSDEC Technical and Administrative Guidance Memorandum 4046, 1994

** - 6 NYCRR Part 375-6 Remedial Program Soil Cleanup Objectives

ND - Not-detected

NA - Guidance value not available

Bold/highlighted- Indicated exceedance of the NYSDEC UUSCO Guidance Value

Bold/highlighted- Indicated exceedance of the NYSDEC RRSO Guidance Value

TABLE 5
11 Jackson Street, Brooklyn, New York
Soil Analytical Results
Metals

COMPOUND	NYSDEC Part 375.6 Unrestricted Use Soil Cleanup Objectives	NYDEC Part 375.6 Restricted Residential Soil Cleanup Objectives*	B1		B2		B3		B4		B5		
			(0-2') mg/Kg	(4-6') mg/Kg	(0-2') mg/Kg	(4-6') mg/Kg	(0-2') mg/Kg	(4-6') mg/Kg	(0-2') mg/Kg	(4-6') mg/Kg	(0-2') mg/Kg	(0-2') Dup. mg/Kg	(4-6') mg/Kg
Silver	2	180	<0.5	<0.36	<0.5	<0.35	< 0.38	< 0.39	< 0.41	< 0.38	< 0.70	<0.60	< 0.42
Aluminum			9,200	8,910	5,940	8,090	7,740	8,870	7,950	8,900	6,310	6,690	11,800
Arsenic	13	16	6.88	3.49	13.2	8.58	8.5	4.46	10	2.99	13	11.7	1.91
Barium	350	400	357	74.2	689	243	276	88.7	450	205	920	575	48.7
Beryllium	7.2	72	0.41	0.4	0.32	0.39	0.42	0.42	0.39	0.59	0.4	0.42	0.48
Calcium			16,600	4,710	20,300	14,600	10,400	2,980	13,300	22,400	19,600	23,000	1,580
Cadmium	2.5 c	4.3	<0.33	<0.36	0.61	0.92	< 0.38	< 0.39	< 0.41	< 0.38	1.05	0.63	< 0.42
Cobalt			5.92	5.91	6.43	6.5	5.69	5.09	5.74	6.71	6.54	5.88	7.74
Chromium	30 c	180 - trivalent	21.9	19.7	20.2	28.8	21.3	16.8	20.5	18.3	95.6	26.2	21
Copper	50	270	65.8	30.7	156	78.4	165	33	94.1	36	487	392	18.7
Iron			26,400	24,000	28,000	31,800	24,200	17,900	27,200	34,100	30,500	28,200	28,800
Mercury	0.18 c	0.81	1.35	0.56	1.59	2.6	1.8	0.53	1.41	0.47	1.61	1.5	0.12
Potassium			1,080	1,100	1,010	1,230	1,240	854	1,110	914	1,060	1,100	1,030
Magnesium			2,650	2,000	2,840	1,930	1,910	1,520	2,370	1,960	2,490	2,520	2,080
Manganese	1600 c	2,000	2,920	408	319	398	770	294	386	478	380	332	446
Sodium			271	167	295	279	379	133	587	237	724	674	59.8
Nickel	30	310	17.2	11.8	18.7	14.6	14.9	10.5	14	16.9	22.9	28.6	12.1
Lead	63 c	400	752	151	1,590	961	666	216	1230	928	1,140	968	58
Antimony			<3.3	<3.6	<10	<3.5	< 3.8	< 3.9	< 4.1	< 3.8	< 25	<20	< 4.2
Selenium	3.9c	180	<1.3	<1.4	<1.5	<1.4	< 1.5	< 1.6	< 1.6	< 1.5	< 1.5	<1.5	< 1.7
Thallium			<3.0	<3.2	<3.4	<3.1	< 3.4	< 3.5	< 3.7	< 3.4	< 3.3	<3.3	< 3.8
Vanadium			29.9	25.9	21.2	27.2	28.5	23.2	23.7	27.6	27.1	25.6	35.7
Zinc	109 c	10,000	535	101	620	1,400	514	119	536	210	1,010	572	42.2

Notes:

* - NYSDEC Technical and Administrative Guidance Memorandum 4046, 1994

** - 6 NYCRR Part 375-6 Remedial Program Soil Cleanup Objectives

ND - Not-detected

NA - Guidance value not available

Bold/highlighted- Indicated exceedance of the NYSDEC UUSCO Guidance Value

Bold/highlighted- Indicated exceedance of the NYSDEC RRSCO Guidance Value

TABLE 6
 11 Jackson Street, Brooklyn, New York
 Groundwater Analytical Results
 Volatile Organic Compounds

Compound	NYSDEC Groundwater Quality Standards µg/L	GW1 µg/L	GW2 µg/L	GW2 Duplicate µg/L	GW3 µg/L
1,1,1,2-Tetrachloroethane	5	ND	ND	ND	ND
1,1,1-Trichloroethane	5	ND	ND	ND	ND
1,1,2,2-Tetrachloroethane	5	ND	ND	ND	ND
1,1,2-Trichloroethane	1	ND	ND	ND	ND
1,1-Dichloroethane	5	ND	ND	ND	ND
1,1-Dichloroethene		ND	ND	ND	ND
1,1-Dichloropropene		ND	ND	ND	ND
1,2,3-Trichlorobenzene		ND	ND	ND	ND
1,2,3-Trichloropropane		ND	ND	ND	ND
1,2,4-Trichlorobenzene		ND	ND	ND	ND
1,2,4-Trimethylbenzene	5	ND	ND	ND	of
1,2-Dibromo-3-chloropropane		ND	ND	ND	ND
1,2-Dichlorobenzene		ND	ND	ND	ND
1,2-Dichloroethane	0.6	ND	ND	ND	ND
1,2-Dichloropropane	0.94	ND	ND	ND	ND
1,3,5-Trimethylbenzene	5	ND	ND	ND	ND
1,3-Dichlorobenzene		ND	ND	ND	ND
1,3-Dichloropropane		ND	ND	ND	ND
1,4-Dichlorobenzene		ND	ND	ND	ND
2,2-Dichloropropane		ND	ND	ND	ND
2-Chlorotoluene		ND	ND	ND	ND
2-Hexanone (Methyl Butyl Ketone)		ND	ND	ND	ND
2-Isopropyltoluene		ND	ND	ND	ND
4-Chlorotoluene		ND	ND	ND	ND
4-Methyl-2-Pentanone		ND	ND	ND	ND
Acetone		ND	ND	ND	ND
Acrylonitrile		ND	ND	ND	ND
Benzene	1	ND	ND	ND	ND
Bromobenzene		ND	ND	ND	ND
Bromochloromethane	5	ND	ND	ND	ND
Bromodichloromethane		ND	ND	ND	ND
Bromoform		ND	ND	ND	ND
Bromomethane	5	ND	ND	ND	ND
Carbon Disulfide		ND	ND	ND	ND
Carbon tetrachloride	5	ND	ND	ND	ND
Chlorobenzene		ND	ND	ND	ND
Chloroethane		ND	ND	ND	ND
Chloroform	7	ND	ND	ND	ND
Chloromethane		ND	ND	ND	ND
cis-1,2-Dichloroethene	5	ND	ND	ND	ND
cis-1,3-Dichloropropene		ND	ND	ND	ND
Dibromochloromethane		ND	ND	ND	ND
Dibromoethane		ND	ND	ND	ND
Dibromomethane		ND	ND	ND	ND
Dichlorodifluoromethane		ND	ND	ND	ND
Ethylbenzene	5	ND	ND	ND	ND
Hexachlorobutadiene		ND	ND	ND	ND
Isopropylbenzene	5	ND	ND	ND	ND
m&p-Xylenes	5	ND	ND	ND	ND
Methyl Ethyl Ketone (2-Butanone)		ND	ND	ND	ND
Methyl t-butyl ether (MTBE)		ND	4.5	3.2	ND
Methylene chloride		ND	ND	ND	ND
Naphthalene		ND	ND	ND	ND
n-Butylbenzene	5	ND	ND	ND	ND
n-Propylbenzene	5	ND	ND	ND	ND
o-Xylene	5	ND	ND	ND	ND
p-Isopropyltoluene		ND	ND	ND	ND
sec-Butylbenzene		ND	ND	ND	ND
Styrene		ND	ND	ND	ND
tert-Butylbenzene		ND	ND	ND	ND
Tetrachloroethene	5	ND	2	ND	ND
Tetrahydrofuran (THF)		ND	ND	ND	ND
Toluene	5	ND	ND	ND	ND
Total Xylenes		ND	ND	ND	ND
trans-1,2-Dichloroethene		ND	ND	ND	ND
trans-1,3-Dichloropropene		ND	ND	ND	ND
trans-1,4-dichloro-2-butene		ND	ND	ND	ND
Trichloroethene	5	ND	ND	ND	ND
Trichlorofluoromethane		ND	ND	ND	ND
Trichlorotrifluoroethane		ND	ND	ND	ND
Vinyl Chloride		ND	ND	ND	ND

Notes:

ND - Not detected

Bold/highlighted- Indicated exceedance of the NYSDEC Groundwater Standard

TABLE 7
 11 Jackson Street, Brooklyn, New York
 Groundwater Analytical Results
 Semi-Volatile Organic Compounds

Compound	NYSDEC Groundwater Quality Standards µg/L	GW1 µg/L	GW2 µg/L	GW2 Duplicate µg/L	GW3 µg/L
1,2-Dichlorobenzene	3	ND	ND	ND	ND
1,3-Dichlorobenzene	3	ND	ND	ND	ND
1,4-Dichlorobenzene		ND	ND	ND	ND
2,4-Dinitrotoluene	5	ND	ND	ND	ND
2,6-Dinitrotoluene	5	ND	ND	ND	ND
2-Chloronaphthalene	10	ND	ND	ND	ND
2-Methylnaphthalene		ND	ND	ND	ND
2-Nitroaniline	5	ND	ND	ND	ND
3,3'-Dichlorobenzidine	5	ND	ND	ND	ND
3-Nitroaniline	5	ND	ND	ND	ND
4-Bromophenyl phenyl ether		ND	ND	ND	ND
4-Chloroaniline	5	ND	ND	ND	ND
4-Chlorophenyl phenyl ether		ND	ND	ND	ND
4-Nitroaniline	5	ND	ND	ND	ND
Acenaphthene	20	ND	ND	ND	ND
Acenaphthylene		ND	ND	ND	ND
Anthracene	50	ND	ND	ND	ND
Azobenzene		ND	ND	ND	ND
Benzo(a)anthracene	0.002	ND	ND	ND	ND
Benzidine	5	ND	ND	ND	ND
Benzo(a)pyrene		ND	ND	ND	ND
Benzo(b)fluoranthene	0.002	ND	ND	ND	ND
Benzo(g,h,i)perylene		ND	ND	ND	ND
Benzo(k)fluoranthene	0.002	ND	ND	ND	ND
Benzoic Acid		ND	ND	ND	ND
Benzyl Alcohol		ND	ND	ND	ND
Butyl benzyl phthalate	50	ND	ND	ND	ND
Bis(2-chloroethoxy)methane	5	ND	ND	ND	ND
Bis(2-chloroethyl)ether	1	ND	ND	ND	ND
Bis(2-chloroisopropyl)ether		ND	ND	ND	ND
Bis(2-ethylhexyl)phthalate	5	5.9	ND	7.9	ND
Chrysene	0.002	ND	ND	ND	ND
Dibenzo(a,h)anthracene		ND	ND	ND	ND
Dibenzofuran		ND	ND	ND	ND
Diethylphthalate	50	ND	ND	ND	ND
Dimethylphthalate	50	ND	ND	ND	ND
Di-n-butylphthalate	50	ND	ND	ND	ND
Di-n-octylphthalate	50	ND	ND	ND	ND
Fluoranthene	50	ND	ND	ND	ND
Fluorene	50	ND	ND	ND	ND
Hexachlorobenzene	0.04	ND	ND	ND	ND
Hexachlorobutadiene	0.5	ND	ND	ND	ND
Hexachlorocyclopentadiene	5	ND	ND	ND	ND
Hexachloroethane	5	ND	ND	ND	ND
Indeno(1,2,3-cd)pyrene	0.002	ND	ND	ND	ND
Isophorone	50	ND	ND	ND	ND
Naphthalene	10	ND	ND	ND	ND
Nitrobenzene	0.4	ND	ND	ND	ND
N-Nitrosodimethylamine		ND	ND	ND	ND
N-Nitrosodi-n-propylamine		ND	ND	ND	ND
N-Nitrosodiphenylamine	50	ND	ND	ND	ND
Phenanthrene	50	0.08	0.15	ND	0.09
Pyrene	50	ND	ND	ND	ND

Notes:

ND - Not detected

Bold/highlighted- Indicated exceedance of the NYSDEC Groundwater Standard

TABLE 8
 11 Jackson Street, Brooklyn, New York
 Groundwater Analytical Results
 Pesticides/PCBs

Compound	NYSDEC Groundwater Quality Standards μg/L	GW1 μg/L	GW2 μg/L	GW2 Duplicate μg/L	GW3 μg/L
PCB-1016	0.09	ND	ND	ND	ND
PCB-1221	0.09	ND	ND	ND	ND
PCB-1232	0.09	ND	ND	ND	ND
PCB-1242	0.09	ND	ND	ND	ND
PCB-1248	0.09	ND	ND	ND	ND
PCB-1254	0.09	ND	ND	ND	ND
PCB-1260	0.09	ND	ND	ND	ND
PCB-1262	0.09	ND	ND	ND	ND
PCB-1268	0.09	ND	ND	ND	ND
4,4-DDD	0.3	ND	ND	ND	ND
4,4-DDE	0.2	ND	ND	ND	ND
4,4-DDT	0.11	ND	ND	ND	ND
a-BHC	0.94	ND	ND	ND	ND
Alachlor		ND	ND	ND	ND
Aldrin		ND	ND	ND	ND
b-BHC	0.04	ND	ND	ND	ND
Chlordane	0.05	ND	ND	ND	ND
d-BHC	0.04	ND	ND	ND	ND
Dieldrin	0.004	ND	ND	ND	ND
Endosulfan I		ND	ND	ND	ND
Endosulfan II		ND	ND	ND	ND
Endosulfan Sulfate		ND	ND	ND	ND
Endrin		ND	ND	ND	ND
Endrin aldehyde	5	ND	ND	ND	ND
Endrin ketone		ND	ND	ND	ND
gamma-BHC	0.05	ND	ND	ND	ND
Heptachlor	0.04	ND	ND	ND	ND
Heptachlor epoxide	0.03	ND	ND	ND	ND
Methoxychlor	35	ND	ND	ND	ND
Toxaphene		ND	ND	ND	ND

Notes:

ND - Non-detect

Bold/highlighted- Indicated exceedance of the NYSDEC Groundwater Standard

Table 9
 11 Jackson Street, Brooklyn, New York
 Groundwater Analytical Results
 TAL Metals

Compound	NYSDEC Groundwater Quality Standards µg/L	GW1 µg/L	GW2 µg/L	GW2 Duplicate µg/L	GW3 µg/L
Silver	50	<1	<1	<1	<1
Aluminum	NS	122,000	136,000	40,100	135,000
Arsenic	25	24	27	12	26
Barium	1000	1,210	1,080	435	1,330
Beryllium	3	9	8	2	9
Calcium	NS	159,000	150,000	132,000	161,000
Cadmium	5	3	3	1	4
Cobalt	NS	190	132	61	209
Chromium	50	376	490	230	423
Copper	200	514	287	110	585
Iron	500	378,000	312,000	114,000	421,000
Mercury	0.7	<0.2	<0.2	<0.2	0.2
Potassium	NS	34,000	36,300	10,000	35,400
Magnesium	35000	124,000	84,000	74,900	129,000
Manganese	300	8,450	18,800	2,580	9,410
Sodium	2000	68,700	77,200	73,000	67,800
Nickel	100	332	303	165	371
Lead	25	178	146	40	202
Antimony	3	8	12	<5	11
Selenium	10	<10	<10	<10	<10
Thallium	0.5	<2	<2	<2	<2
Vanadium	NS	420	346	142	468
Zinc	2000	800	542	220	894

Notes:

ND - ND

NS - No Standard

Bold/highlighted- Indicated exceedance of the NYSDEC Groundwater Standard

Table 10
 11 Jackson Street, Brooklyn, New York
 Groundwater Analytical Results
 TAL Filtered Metals

Compound	NYSDEC Groundwater Quality Standards μg/L	GW1 μg/L	GW2 μg/L	GW2 Duplicate μg/L	GW3 μg/L
Silver	50	<1	<1	<1	<1
Aluminum	NS	80	940	150	630
Arsenic	25	<4	<4	<4	<4
Barium	1000	90	151	90	93
Beryllium	3	<1	<1	<1	<1
Calcium	NS	146,000	144,000	107,000	147,000
Cadmium	5	<1	<1	<1	<1
Cobalt	NS	9	8	5	7
Chromium	50	<1	3	<1	1
Copper	200	<5	<5	<5	<5
Iron	500	96	1,040	183	804
Mercury	0.7	<0.2	<0.2	<0.2	<0.2
Potassium	NS	4,300	21,800	3,500	4,200
Magnesium	35000	72,900	52,000	57,000	74,000
Manganese	300	1,090	6,400	658	733
Sodium	2000	69,200	77,200	71,900	68,900
Nickel	100	11	18	10	9
Lead	25	<2	4	<2	<2
Antimony	3	<5	<5	<5	<5
Selenium	10	<11	<11	<11	<11
Thallium	0.5	<2	<2	<2	<2
Vanadium	NS	2	4	3	4
Zinc	2000	4	5	4	6

Notes:

ND - ND

NS - No Standard

Bold/highlighted- Indicated exceedance of the NYSDEC Groundwater Standard

TABLE 11
11 Jackson Street, Brooklyn, New York
Soil Gas - Volatile Organic Compounds

COMPOUNDS	NYSDOH Maximum Sub-Slab Value (µg/m ³) ^(a)	NYSDOH Soil Outdoor Background Levels (µg/m ³) ^(b)	SG-1 (µg/m ³)	SG-2 (µg/m ³)	SG-3 (µg/m ³)	SG-4 (µg/m ³)	SG-5 (µg/m ³)	SG-6 (µg/m ³)
1,1,1,2-Tetrachloroethane			9.6	ND	ND	ND	ND	ND
1,1,1-Trichloroethane	100	<2.0 - 2.8	ND	ND	ND	ND	ND	ND
1,1,2,2-Tetrachloroethane		<1.5	ND	ND	ND	ND	ND	ND
1,1,2-Trichloroethane		<1.0	3.76	ND	ND	ND	ND	ND
1,1-Dichloroethane		<1.0	ND	ND	ND	ND	ND	ND
1,1-Dichloroethene		<1.0	ND	ND	ND	ND	ND	ND
1,2,4-Trichlorobenzene		NA	ND	ND	ND	ND	ND	ND
1,2,4-Trimethylbenzene		<1.0	6.73	14.4	6.34	15.2	ND	86
1,2-Dibromoethane		<1.5	ND	ND	ND	ND	ND	ND
1,2-Dichlorobenzene		<2.0	ND	ND	ND	ND	ND	ND
1,2-Dichloroethane		<1.0	ND	ND	ND	ND	ND	1.38
1,2-Dichlorotetrafluoroethane			ND	ND	ND	ND	ND	ND
1,3,5-Trimethylbenzene		<1.0	2.31	5.26	2.06	6.29	ND	36
1,3-Butadiene		NA	ND	ND	ND	ND	ND	ND
1,3-Dichlorobenzene		<2.0	ND	ND	ND	ND	ND	1.5
1,4-Dichlorobenzene		NA	ND	ND	ND	ND	ND	ND
1,4-Dioxane			ND	ND	ND	ND	ND	ND
2-Hexanone			ND	ND	ND	ND	ND	ND
4-Ethyltoluene		NA	3.24	7.37	2.55	7.86	ND	49.6
4-Isopropyltoluene			ND	ND	ND	ND	ND	4.39
4-Methyl-2-pentanone			1.23	4.99	ND	1.15	ND	ND
Acetone		NA	96.6	593	40.4	149	15.3	413
Acrylonitrile			ND	ND	ND	ND	ND	ND
Benzene		<1.6 - 4.7	10.8	76	4.21	2.08	ND	18.4
Benzyl Chloride		NA	ND	1.97	ND	ND	ND	ND
Bromodichloromethane		<5.0	ND	ND	ND	3.28	ND	ND
Bromoform		<1.0	ND	ND	ND	ND	ND	ND
Bromomethane		<1.0	ND	ND	ND	ND	ND	ND
Carbon Disulfide		NA	3.08	5.76	1.12	1.06	ND	118
Carbon Tetrachloride	5	<3.1	0.88	0.629	0.251	0.377	0.44	0.88
Chlorobenzene		<2.0	ND	ND	ND	ND	ND	ND
Chloroethane		NA	ND	ND	ND	ND	ND	ND
Chloroform		<2.4	25.1	ND	2.98	4.59	ND	28
Chloromethane		<1.0 - 1.4	ND	1.44	ND	ND	ND	3.38
cis-1,2-Dichloroethene		<1.0	1.74	ND	ND	ND	ND	15.4
cis-1,3-Dichloropropene		NA	ND	ND	ND	ND	ND	ND
Cyclohexane		NA	3.78	86.3	2.27	7.05	ND	19.2
Dibromochloromethane		<5.0	ND	ND	ND	ND	ND	ND
Dichlorodifluoromethane		NA	2.72	2.92	2.72	2.72	2.72	2.82
Ethanol			103	248	82.8	163	13.3	350
Ethyl Acetate		NA	ND	ND	ND	2.81	ND	3.56
Ethylbenzene		<4.3	9.94	39.1	6.12	5.73	ND	14.9
Heptane		NA	5.41	112	3.77	37.3	ND	54.5
Hexachlorobutadiene		NA	ND	ND	ND	ND	ND	ND
Hexane		<1.5	7.64	260	6.8	3.49	8.98	18.9
Isopropylalcohol		NA	ND	ND	ND	62.6	ND	58.2
Isopropylbenzene			1.57	2.85	1.23	1.18	ND	6.19
Xylene (m&p)		<4.3	32.9	100	20.4	19	ND	57.3
Methyl Ethyl Ketone			8.25	65.4	3.57	4.6	ND	33.9
MTBE		NA	ND	ND	ND	ND	ND	ND
Methylene Chloride		<3.4	1.04	5.28	ND	52.1	26.9	2.46
n-Butylbenzene			ND	ND	ND	ND	ND	3.29
Xylene (o)		<4.3	9.42	29.3	6.12	6.38	ND	20.7
Propylene		NA	ND	18.9	ND	1.93	ND	74.6
sec-Butylbenzene			ND	ND	ND	ND	ND	ND
Styrene		<1.0	1.19	1.15	ND	ND	ND	ND
Tetrachloroethene	100		8,270	10.4	383	393	ND	245
Tetrahydrofuran		NA	18.3	111	14.1	ND	ND	5.45
Toluene		1.0 - 6.1	33.7	248	19.7	15.8	2.03	22.6
trans-1,2-Dichloroethene		NA	2.38	ND	ND	ND	ND	13.7
trans-1,3-Dichloropropene		NA	ND	ND	ND	ND	ND	ND
Trichloroethene	5	<1.7	12,300	10.4	961	313	ND	7,090
Trichlorofluoromethane		NA	6.01	1.4	1.8	5.11	1.24	3.99
Trichlorotrifluoroethane			ND	ND	ND	ND	ND	ND
Vinyl Chloride		<1.0	ND	ND	ND	0.639	ND	0.894
Total PVOCs*			259	1,430	182	363	24	938
Total BTEX**			97	492	57	49	2	134
Total VOCs***			20,886	1,470	1,535	1,139	56	8,465

Notes:

NA No guidance value or standard available

(a) Final Guidance for Evaluating Soil Vapor Intrusion in the State of New York. October 2006. New York State Department of Health.

(b) NYSDOH Guidance for Evaluating Soil Vapor Intrusion in the State of New York, February 2005, Summary of Background Levels for Selected Compounds (NYSDOH Database, Outdoor values)

* Petroleum Volatile Organic Compounds

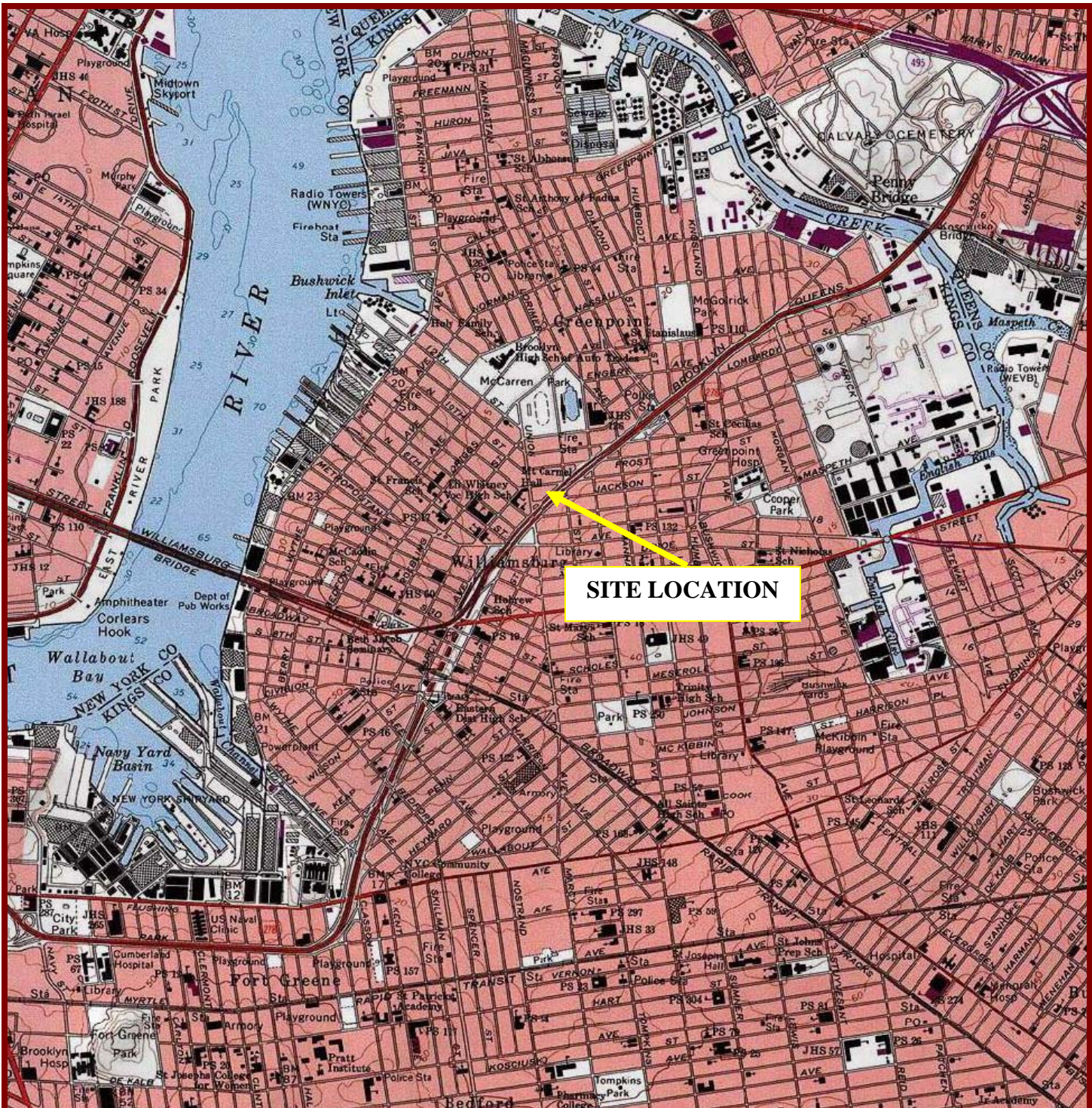
** Benzene, toluene, ethylbenzene, xylene

*** Volatile Organic Compounds (excluding acetone)

Value detected above NYSDOH Air Guidance Value of 5 µg/m³, which according to Soil Vapor/Indoor Air Matrix 1 would require at a minimum, monitoring.

Value detected above NYSDOH Air Guidance Value of 100 µg/m³, which according to Soil Vapor/Indoor Air Matrix 2 would require at a minimum, monitoring.

FIGURES

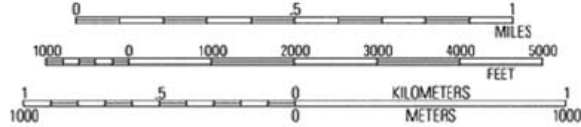


SITE LOCATION

73°58.000' W

73°57.000' W

WGS84 73°56.000' W



01/17/12



ENVIRONMENTAL BUSINESS CONSULTANTS

Phone 631.504.6000
Fax 631.924.2870

11-15 JACKSON STREET
BROOKLYN, NEW YORK 11211

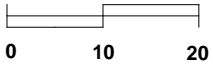
FIGURE 1 - SITE LOCATION MAP



KEY:

--- Property Boundary

SCALE



1 Inch = 20 feet

LOT 10

LOT 11

LOT 12

OFFICE

PAINT
BOOTH

COACH BUS
REPAIR FACILITY

METAL DOOR AND
WINDOW FABRICATOR

LOT 3

LOT 2

LOT 1

OFFICE

LOT 13

SIDEWALK

JACKSON STREET



ENVIRONMENTAL BUSINESS CONSULTANTS

Phone 631.504.6000
Fax 631.924.2870

SITE PLAN

11 TO 15 JACKSON STREET, BROOKLYN, NY 11211

FIGURE 2

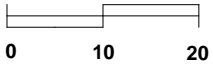


KEY:

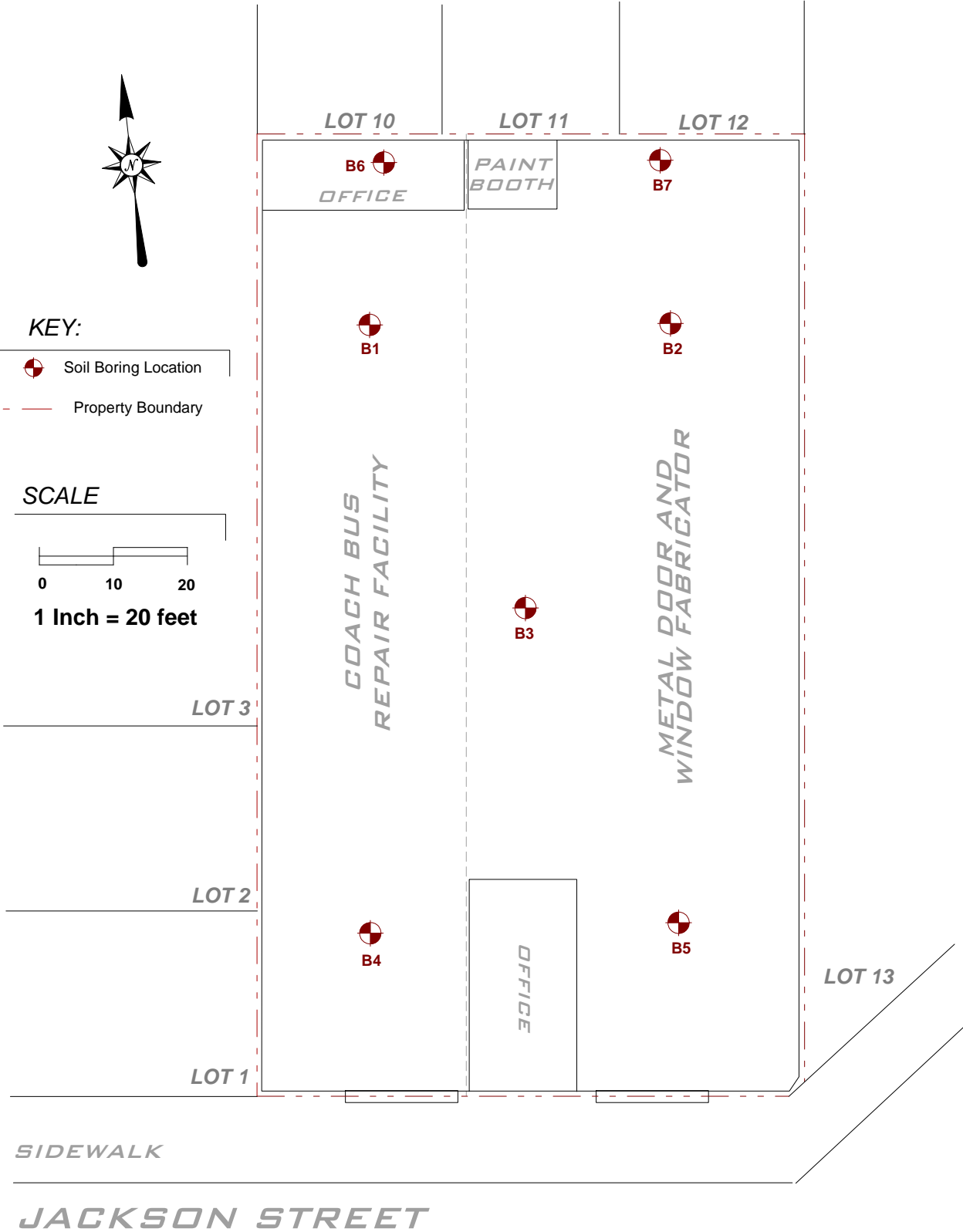
 Soil Boring Location

 Property Boundary

SCALE



1 Inch = 20 feet



ENVIRONMENTAL BUSINESS CONSULTANTS

Phone 631.504.6000
Fax 631.924.2870

SOIL SAMPLING LOCATIONS
11 TO 15 JACKSON STREET, BROOKLYN, NY 11211

FIGURE 3



LOT 10

LOT 11

LOT 12

OFFICE

PAINT
BOOTH

GW1



GW2



GW3



COACH BUS
REPAIR FACILITY

METAL DOOR AND
WINDOW FABRICATOR

OFFICE

LOT 3

LOT 2

LOT 1

LOT 13

SIDEWALK

JACKSON STREET

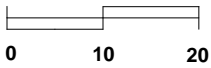
KEY:



Groundwater Location

--- Property Boundary

SCALE



1 Inch = 20 feet



ENVIRONMENTAL BUSINESS CONSULTANTS



Phone 631.504.6000
Fax 631.924.2870

GROUNDWATER SAMPLING LOCATIONS
11 TO 15 JACKSON STREET, BROOKLYN, NY 11211

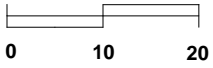
FIGURE 4



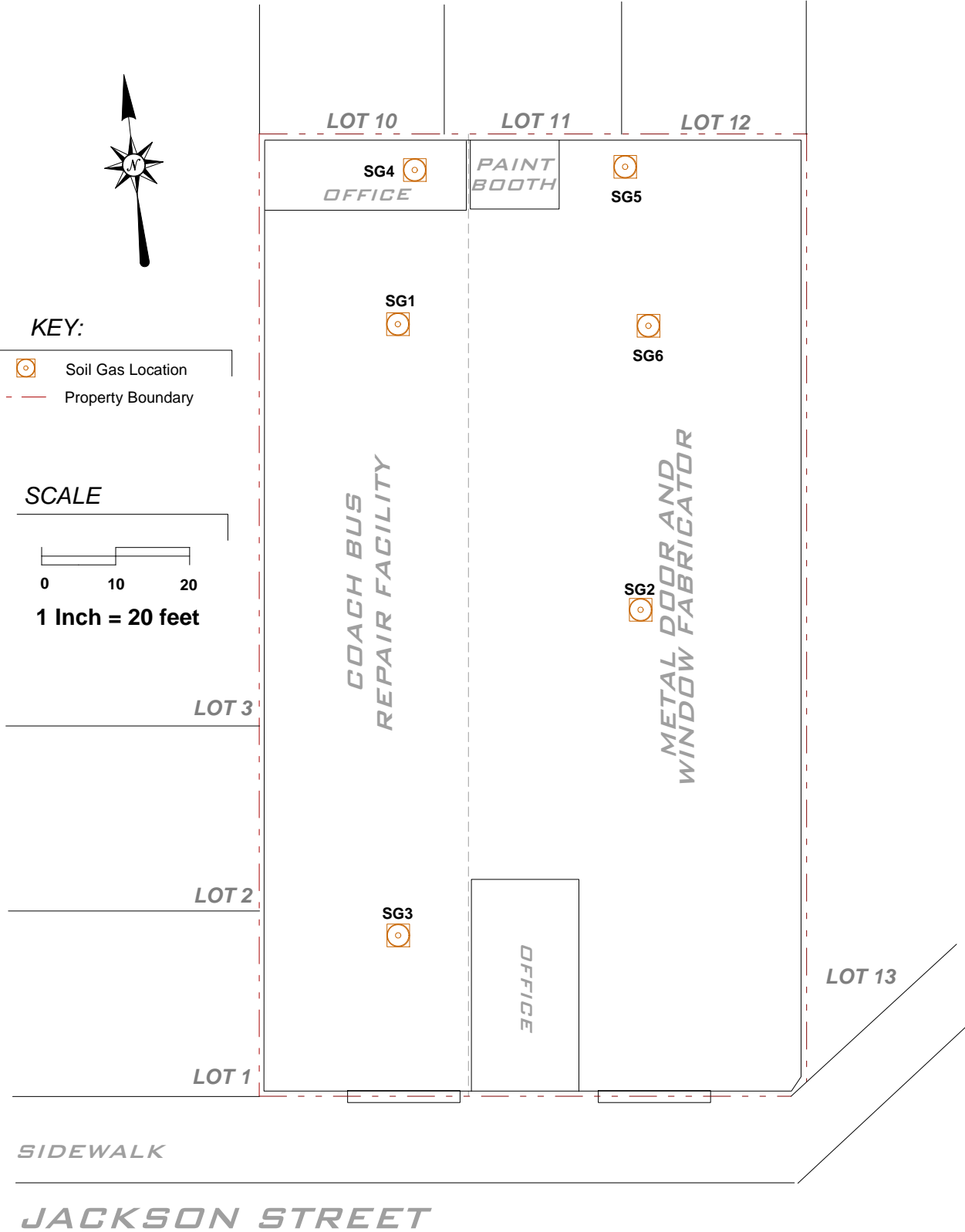
KEY:

-  Soil Gas Location
-  Property Boundary

SCALE



1 Inch = 20 feet

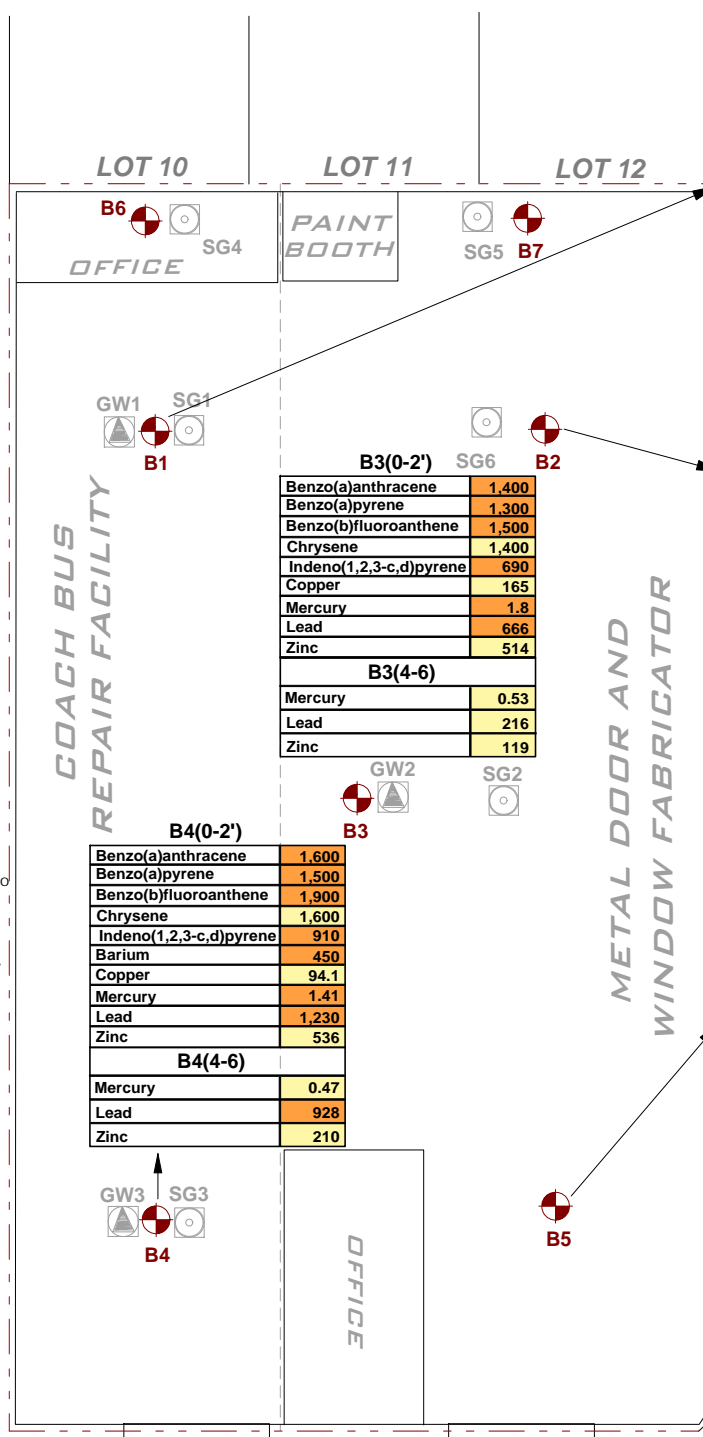


ENVIRONMENTAL BUSINESS CONSULTANTS

Phone 631.504.6000
Fax 631.924.2870

SOIL VAPOR SAMPLING LOCATIONS
11 TO 15 JACKSON STREET, BROOKLYN, NY 11211

FIGURE 5



KEY:

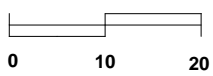
- Soil Boring Location
- Groundwater Location
- Soil Gas Location

SVOCs/Pesticides	ppb
Metals	ppm

- Exceedence of Restricted Residential SCO
- Exceedence of Unrestricted Use SCO

Note: Samples from B6 and B7 analyzed for VOCs only
 Detections of PCE and TCE reported below USCOs

SCALE



1 Inch = 20 feet

B1(0-2')

Benzo(a)anthracene	2,800
Benzo(a)pyrene	2,500
Benzo(b)fluoroanthene	3,100
Benzo(k)fluoroanthene	1,000
Chrysene	2,700
Dibenzo(a,h)anthracene	500
Indeno(1,2,3-c,d)pyrene	1,500
Barium	357
Copper	65.8
Mercury	1.35
Manganese	2,920
Lead	752
Zinc	535

B1(4-6)

Mercury	1.35
Manganese	2,920

B3(0-2')

Benzo(a)anthracene	1,400
Benzo(a)pyrene	1,300
Benzo(b)fluoroanthene	1,500
Chrysene	1,400
Indeno(1,2,3-c,d)pyrene	690
Copper	165
Mercury	1.8
Lead	666
Zinc	514

B3(4-6)

Mercury	0.53
Lead	216
Zinc	119

B2(0-2')

Benzo(a)anthracene	43,000
Benzo(a)pyrene	38,000
Benzo(b)fluoroanthene	50,000
Benzo(k)fluoroanthene	19,000
Chrysene	36,000
Dibenzo(a,h)anthracene	11,000
Indeno(1,2,3-c,d)pyrene	20,000
Naphthalene	17,000
Arsenic	13.2
Barium	689
Copper	156
Mercury	1.59
Lead	1,590
Zinc	620

B2(4-6)

Copper	78.4
Mercury	2.6
Lead	961
Zinc	1,400

B4(0-2')

Benzo(a)anthracene	1,600
Benzo(a)pyrene	1,500
Benzo(b)fluoroanthene	1,900
Chrysene	1,600
Indeno(1,2,3-c,d)pyrene	910
Barium	450
Copper	94.1
Mercury	1.41
Lead	1,230
Zinc	536

B4(4-6)

Mercury	0.47
Lead	928
Zinc	210

B5(0-2')

Benzo(a)anthracene	5,700
Benzo(a)pyrene	5,300
Benzo(b)fluoroanthene	6,200
Benzo(k)fluoroanthene	2,100
Chrysene	5,500
Dibenzo(a,h)anthracene	1,100
Indeno(1,2,3-c,d)pyrene	3,600
Chromium	95.6
Barium	920
Copper	487
Mercury	1.61
Lead	1,140
Zinc	1,010

SIDEWALK

JACKSON STREET



ENVIRONMENTAL BUSINESS CONSULTANTS




Phone 631.504.6000
 Fax 631.924.2870

POSTED SOIL RESULTS ABOVE UNRESTRICTED/RESTRICTED RESIDENTIAL SCOS
 11 TO 15 JACKSON STREET, BROOKLYN, NY 11211

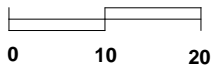
FIGURE 6



KEY:

-  Soil Boring Location
-  Groundwater Location
-  Soil Gas Location

SCALE



1 Inch = 20 feet

LOT 3

LOT 2

LOT 1

LOT 10


LOT 11

LOT 12

B6  SG4
OFFICE

PAINT BOOTH

SG5  B7

GW1  SG1 
B1 

SG6  B2 

COACH BUS REPAIR FACILITY

GW2  SG2 
B3 

METAL DOOR AND WINDOW FABRICATOR

GW3  SG3 
B4 

B5 

OFFICE

Bis(2-ethylhexyl)phthalate	5.9
Total Metals	
Barium	1,210
Beryllium	9
Chromium	376
Copper	514
Iron	378,000
Magnesium	124,000
Manganese	8,450
Sodium	68,700
Nickel	332
Lead	178
Antimony	8
Dissolved Metals	
Magnesium	72,900
Manganese	1,090
Sodium	69,200

Total Metals	
Arsenic	27
Barium	1,080
Beryllium	8
Chromium	490
Copper	287
Iron	312,000
Magnesium	84,000
Manganese	18,800
Sodium	77,200
Nickel	303
Lead	146
Antimony	12
Dissolved Metals	
Magnesium	52,000
Manganese	6,400
Sodium	77,200
Iron	1,040

Total Metals	
Arsenic	26
Barium	1,330
Beryllium	9
Chromium	423
Copper	585
Iron	421,000
Magnesium	129,000
Manganese	9,410
Sodium	67,800
Nickel	371
Lead	202
Antimony	11
Dissolved Metals	
Magnesium	74,000
Manganese	733
Sodium	68,900
Iron	804

LOT 13

SIDEWALK

JACKSON STREET



ENVIRONMENTAL BUSINESS CONSULTANTS

Phone 631.504.6000
Fax 631.924.2870

**POSTED GROUNDWATER RESULTS ABOVE AWQS
11 TO 15 JACKSON STREET, BROOKLYN, NY 11211**

FIGURE 7



KEY:

- Soil Boring Location
- Groundwater Location
- Soil Gas Location

Compound	µg/m ³
----------	-------------------

- Exceedance of NYSDOH Air Guidance Value for Matrix 2 VOC, requires at minimum monitoring.
- Exceedance of NYSDOH Air Guidance Value for Matrix 1 VOC, requires at minimum monitoring.

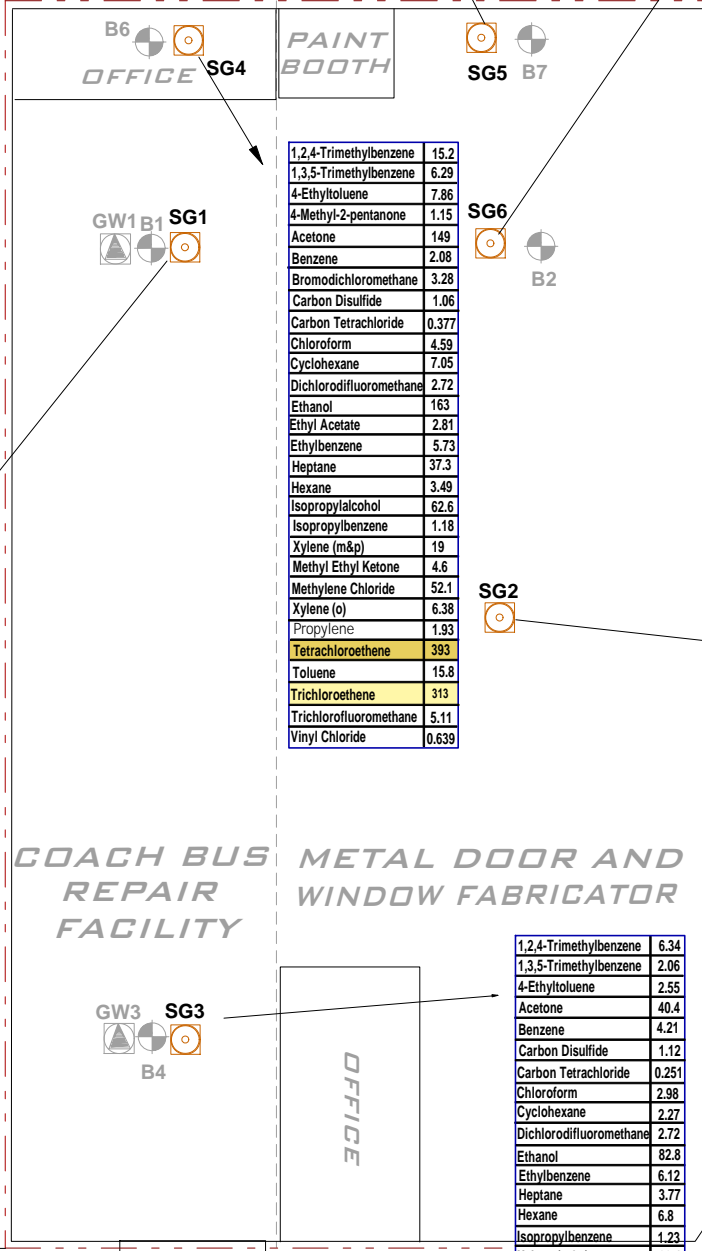
1,1,1,2-Tetrachloroethane	9.6
1,1,2-Trichloroethane	3.76
1,2,4-Trimethylbenzene	6.73
1,3,5-Trimethylbenzene	2.31
4-Ethyltoluene	3.24
4-Methyl-2-pentanone	1.23
Acetone	96.6
Benzene	10.8
Carbon Disulfide	3.08
Carbon Tetrachloride	0.88
Chloroform	25.1
cis-1,2-Dichloroethene	1.74
Cyclohexane	3.78
Dichlorodifluoromethane	2.72
Ethanol	103
Ethylbenzene	9.94
Heptane	5.41
Hexane	7.64
Isopropylbenzene	1.57
Xylene (m&p)	32.9
Methyl Ethyl Ketone	8.25
Methylene Chloride	1.04
Xylene (o)	9.42
Styrene	1.19
Tetrachloroethene	8,270
Tetrahydrofuran	18.3
Toluene	33.7
trans-1,2-Dichloroethene	2.38
Trichloroethene	12,300
Trichlorofluoromethane	6.01

1,2,4-Trimethylbenzene	15.2
1,3,5-Trimethylbenzene	6.29
4-Ethyltoluene	7.86
4-Methyl-2-pentanone	1.15
Acetone	149
Benzene	2.08
Bromodichloromethane	3.28
Carbon Disulfide	1.06
Carbon Tetrachloride	0.377
Chloroform	4.59
Cyclohexane	7.05
Dichlorodifluoromethane	2.72
Ethanol	163
Ethyl Acetate	2.81
Ethylbenzene	5.73
Heptane	37.3
Hexane	3.49
Isopropylalcohol	62.6
Isopropylbenzene	1.18
Xylene (m&p)	19
Methyl Ethyl Ketone	4.6
Methylene Chloride	52.1
Xylene (o)	6.38
Propylene	1.93
Tetrachloroethene	393
Toluene	15.8
Trichloroethene	313
Trichlorofluoromethane	5.11
Vinyl Chloride	0.639

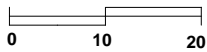
1,2,4-Trimethylbenzene	6.34
1,3,5-Trimethylbenzene	2.06
4-Ethyltoluene	2.55
Acetone	40.4
Benzene	4.21
Carbon Disulfide	1.12
Carbon Tetrachloride	0.251
Chloroform	2.98
Cyclohexane	2.27
Dichlorodifluoromethane	2.72
Ethanol	82.8
Ethylbenzene	6.12
Heptane	3.77
Hexane	6.8
Isopropylbenzene	1.23
Xylene (m&p)	20.4
Methyl Ethyl Ketone	3.57
Xylene (o)	6.12
Tetrachloroethene	383
Tetrahydrofuran	14.1
Toluene	19.7
Trichloroethene	961
Trichlorofluoromethane	1.8

1,2,4-Trimethylbenzene	86
1,2-Dichloroethane	1.38
1,3,5-Trimethylbenzene	36
1,3-Dichlorobenzene	1.5
4-Ethyltoluene	49.6
4-Isopropyltoluene	4.39
Acetone	413
Benzene	18.4
Carbon Disulfide	118
Carbon Tetrachloride	0.88
Chloroform	28
Chloromethane	3.38
cis-1,2-Dichloroethene	15.4
Cyclohexane	19.2
Dichlorodifluoromethane	2.82
Ethanol	350
Ethyl Acetate	3.56
Ethylbenzene	14.9
Heptane	54.5
Hexane	18.9
Isopropylalcohol	58.2
Isopropylbenzene	6.19
Xylene (m&p)	57.3
Methyl Ethyl Ketone	33.9
Methylene Chloride	2.46
n-Butylbenzene	3.29
Xylene (o)	20.7
Propylene	74.6
Tetrachloroethene	245
Tetrahydrofuran	5.45
Toluene	22.6
trans-1,2-Dichloroethene	13.7
Trichloroethene	7,090
Trichlorofluoromethane	3.99
Trichlorofluoromethane	0.894

1,2,4-Trimethylbenzene	14.4
1,3,5-Trimethylbenzene	5.26
4-Ethyltoluene	7.37
4-Methyl-2-pentanone	4.99
Acetone	593
Benzene	76
Benzyl Chloride	1.97
Carbon Disulfide	5.76
Carbon Tetrachloride	0.629
Chloromethane	1.44
Cyclohexane	86.3
Dichlorodifluoromethane	2.92
Ethanol	248
Ethylbenzene	39.1
Heptane	112
Hexane	260
Isopropylbenzene	2.85
Xylene (m&p)	100
Methyl Ethyl Ketone	65.4
Methylene Chloride	5.28
Xylene (o)	29.3
Propylene	18.9
Styrene	1.15
Tetrachloroethene	10.4
Tetrahydrofuran	111
Toluene	248
Trichloroethene	10.4
Trichlorofluoromethane	1.4



SCALE



1 Inch = 20 feet

SIDEWALK

JACKSON STREET



ENVIRONMENTAL BUSINESS CONSULTANTS

Phone 631.504.6000
Fax 631.924.2870

POSTED SOIL VAPOR RESULTS

11 TO 15 JACKSON STREET, BROOKLYN, NY 11211

FIGURE 8

APPENDIX – A
Soil Boring Logs

Geologic Boring Log Details



ENVIRONMENTAL BUSINESS CONSULTANTS

B1 Boring Log

Location: Performed 30' south of north property line and 18' east of west property line.		Depth to Water (ft. from grade.)	Site Elevation Datum
Site Name: TRG1101	Address: 11-15 Jackson Street, Brooklyn, NY	Date	DTW
Drilling Company: Eastern Environmental Solutions		Groundwater depth	
Method: Geoprobe		8 feet	
Date Started: 3/16/2012	Date Completed: 3/16/2012	Well Specifications	
Completion Depth: 10 feet	Geologist: Kevin Waters	None	

B1 (NTS)	DEPTH (ft below grade)	SAMPLES			SOIL DESCRIPTION
		Recovery (in.)	Blow per 6 in.	PID (ppm)	
	0				20" - Brown sandy silt with brick, rock and coal fragments (fill material)
	to	20		0.0	<i>*Retained soil sample B1(0-2)</i>
	5				8" - Brown sandy silt with fill material
	to	16		0.0	8" - Brown sandy silt, wet @8'
	10				<i>*Retained soil sample B1(4-6)</i>
					<i>*Collected GW sample GW-1</i>

Geologic Boring Log Details



ENVIRONMENTAL BUSINESS CONSULTANTS

B3 Boring Log

Location: Performed 70' north of Jackson Street and 25' west of east property line.		Depth to Water (ft. from grade.)	Site Elevation Datum
Site Name: TRG1101	Address: 11-15 Jackson Street, Brooklyn, NY	Date	DTW
Drilling Company: Eastern Environmental Solutions		Groundwater depth	
Method: Geoprobe		8 feet	
Date Started: 3/16/2012	Date Completed: 3/16/2012	Well Specifications	
Completion Depth: 10 feet	Geologist: Kevin Waters	None	

B3 (NTS)	DEPTH (ft below grade)	SAMPLES			SOIL DESCRIPTION
		Recovery (in.)	Blow per 6 in.	PID (ppm)	
	0				38" - Brown sandy silt with brick, rock and coal fragments (fill material)
	to	38		0.0	
	5				*Retained soil sample B3(0-2)
	to	10		0.0	10" - Brown sandy silt with rock fragments
	10				*Retained soil sample B3(4-6)
					*Collected GW sample GW-2

Geologic Boring Log Details



ENVIRONMENTAL BUSINESS CONSULTANTS

B4 Boring Log

Location: Performed 25' north of Jackson Street and 15' east of west property line.		Depth to Water (ft. from grade.)	Site Elevation Datum
Site Name: TRG1101	Address: 11-15 Jackson Street, Brooklyn, NY	Date	DTW
Drilling Company: Eastern Environmental Solutions		Groundwater depth	
Method: Geoprobe		8 feet	
Date Started: 3/16/2012	Date Completed: 3/16/2012	Well Specifications	
Completion Depth: 10 feet		None	
Geologist: Kevin Waters			

B4 (NTS)	DEPTH (ft below grade)	SAMPLES			SOIL DESCRIPTION
		Recovery (in.)	Blow per 6 in.	PID (ppm)	
	0				28" - Brown sandy silt with rock asphalt and coal (fill material)
	to	28		0.0	
	5				*Retained soil sample B4(0-2)
	to	12		0.0	12" - Brown sandy silt with fill material
	10				*Retained soil sample B4(4-6)
					*Collected GW sample GW-3

Geologic Boring Log Details



ENVIRONMENTAL BUSINESS CONSULTANTS

B5 Boring Log

Location: Performed 30' north of Jackson Street and 15' west of east property line.		Depth to Water (ft. from grade.)	Site Elevation Datum
Site Name: TRG1101	Address: 11-15 Jackson Street, Brooklyn, NY	Date	DTW
Drilling Company: Eastern Environmental Solutions		Groundwater depth	
Method: Geoprobe		8 feet	
Date Started: 3/16/2012	Date Completed: 3/16/2012	Well Specifications	
Completion Depth: 10 feet	Geologist: Kevin Waters	None	

B5 (NTS)	DEPTH (ft below grade)	SAMPLES			SOIL DESCRIPTION
		Recovery (in.)	Blow per 6 in.	PID (ppm)	
	0				27" - Brown sandy silt with brick, asphalt, coal (fill material)
	to	27		0.0	
	5				*Retained soil sample B5(0-2)
	to	30		0.0	26" - Brown/light brown silty sand 4" - Wet, dark brown/grey silty sand
	10				*Retained soil sample B5(4-6)

APPENDIX - B
Soil Vapor Sampling Logs



587 East Middle Turnpike, P.O. Box 370, Manchester, CT 06040
 Telephone: 860.645.1102 • Fax: 860.645.0923

CHAIN OF CUSTODY RECORD
AIR ANALYSES

800-827-5426

email: greg@phoenixlabs.com

P.O. #

Page 1 of 1

Data Delivery:

Fax #:

Email: cs@phoenixlabs.com

Phone #:

Report to: Charlie Sosik
 Customer: EBC
 Address: 1808 Middle Country Rd
Ridge NY

Invoice to: Same
 Project Name: 11-15 JACKSON ST, BKLYN, NY
 Criteria Requested: Deliverable: RCP
 MCP

Sampled by: KW
 State where samples collected: NY

Phoenix ID #	Client Sample ID	Canister ID #	Canister Size (L)	Outgoing Canister Pressure ("Hg)	Incoming Canister Pressure ("Hg)	Flow Regulator ID #	Flow Controller Setting (mL/min)	Sampling Start Time	Sampling End Time	Sample Start Date	Canister Pressure at Start (" Hg)	Canister Pressure at End ("Hg)	MATRIX			
													Soil Gas	Ambient/Indoor Air	Grab (G) Composite (C)	
57203	S9-1	230	6.0	-30	-12		4983	1010	1210	3-21-12	-30	-9	X			X
57204	S9-2	353	↓	↓	-14		4989	955	1155	↓	-30	-10	X			X
57205	S9-3	11250	↓	↓	-13		3412	1005	1205	↓	-30	-10	X			X

Relinquished by: [Signature]
 Accepted by: [Signature]
 Date: 3-22-12
 Time: 12:00

Data Format: Excel Equis GISKey
 PDF Other:

SPECIAL INSTRUCTIONS, OCCURRENCE, REGULATORY INFORMATION:
BE site pricing

Quote Number: [Blank]
 Signature: [Signature]
 Date: 3-20-12

I attest that all media released by Phoenix Environmental Laboratories, Inc. have been received in good working condition and agree to the terms and conditions as listed on the back of this document:

46L CANK SET FOR 24HR SAMPLE TIME



597 East Middle Turnpike, P.O. Box 370, Manchester, CT 06040
 Telephone: 860.645.1102 • Fax: 860.645.0823

**CHAIN OF CUSTODY RECORD
 AIR ANALYSES**

800-827-5426

email: greg@phoenixlabs.com

P.O. #

Page 1 of 1

Data Delivery:

Fax #:

Email:

Phone #:

Report to: _____
 Customer: EBC
 Address: 1808 Middle County Road
Ridge, NY 11961

Invoice to: _____
 Project Name: 11 Jackson St
 Criteria Requested: Deliverable: RCP
 MCP
 State where samples collected: NY

Phoenix ID #	Client Sample ID	Canister ID #	THIS SECTION FOR LAB USE ONLY						Flow Controller Setting (mL/min)	Sampling Start Time	Sampling End Time	Sample Start Date	Canister Pressure at Start ("Hg)	Canister Pressure at End ("Hg)	MATRIX		ANALYSES
			Outgoing Canister Pressure ("Hg)	Incoming Canister Pressure ("Hg)	Flow Regulator ID #	Canister Size (L)	Soil Gas	Grab (G) Composite (C)							TO-14	TO-15	
70291	SG4	702	1.4 -30		2870	9.7	1204	1330	5-8-13	-30	-5	X	X				
70292	SG5	705			5047		1139	1520	5-8-13	-29	-8	X	X				
70293	SG6	746			5073		1155	1511	5-8-13	-29	-5	X	X				
		723			5053	on											
		807			5051	on											
		801			4940	on											
		848			2866	on											

Relinquished by: [Signature]
 Date: 5-9-13
 Time: 9:28
 Data Format: Excel PDF Other:
 Equis GISKey

SPECIAL INSTRUCTIONS, DC REQUIREMENTS, REGULATORY INFORMATION:

I attest that all media released by Phoenix Environmental Laboratories, Inc. have been received in good working condition and agree to the terms and conditions as listed on the back of this document:

Signature: [Signature] Date: _____
 Quote Number: _____

APPENDIX - C
Laboratory Reports/Data Usability Summary
Reports (Digital Copy)



Tuesday, March 27, 2012

Attn: Mr. Charles B. Sosik, P.G.
Environmental Business Consultants
1808 Middle Country Rd
Ridge NY 11961-2406

Project ID: 11-15 JACKSON ST BKLYN NY
Sample ID#s: BB57203 - BB57205

This laboratory is in compliance with the QA/QC procedures outlined in EPA 600/4-79-019, Handbook for Analytical Quality in Water and Waste Water, March 1979, SW846 QA/QC and NELAC requirements of procedures used.

This report contains results for the parameters tested, under the sampling conditions described on the Chain Of Custody, as received by the laboratory.

A scanned version of the COC form accompanies the analytical report and is an exact duplicate of the original.

If you have any questions concerning this testing, please do not hesitate to contact Phoenix Client Services at ext. 200.

Sincerely yours,

A handwritten signature in black ink that reads "Phyllis Shiller". The signature is written in a cursive style.

Phyllis Shiller
Laboratory Director

NELAC - #NY11301
CT Lab Registration #PH-0618
MA Lab Registration #MA-CT-007
ME Lab Registration #CT-007
NH Lab Registration #213693-A,B
NJ Lab Registration #CT-003
NY Lab Registration #11301
PA Lab Registration #68-03530
RI Lab Registration #63
VT Lab Registration #VT11301



Environmental Laboratories, Inc.
 587 East Middle Turnpike, P.O.Box 370, Manchester, CT 06045
 Tel. (860) 645-1102 Fax (860) 645-0823



Analysis Report

March 27, 2012

FOR: Attn: Mr. Charles B. Sosik, P.G.
 Environmental Business Consultants
 1808 Middle Country Rd
 Ridge NY 11961-2406

Sample Information

Matrix: AIR
 Location Code: EBC
 Rush Request: Standard
 P.O.#:

Custody Information

Collected by:
 Received by: SW
 Analyzed by: see "By" below

Date

03/20/12
 03/22/12

Time

12:10
 16:24

Laboratory Data

SDG ID: GBB57203
 Phoenix ID: BB57203

Project ID: 11-15 JACKSON ST BKLYN NY

Client ID: SG-1

Parameter	ppbv Result	ppbv RL	ug/m3 Result	ug/m3 RL	Date	By	Reference	
Volatiles (TO15)								
1,1,1,2-Tetrachloroethane	1.4	0.146	9.60	1.0	03/26/12	KCA	TO15	1
1,1,1-Trichloroethane	ND	0.183	ND	1.0	03/26/12	KCA	TO15	
1,1,2,2-Tetrachloroethane	ND	0.146	ND	1.0	03/26/12	KCA	TO15	
1,1,2-Trichloroethane	0.69	0.183	3.76	1.0	03/26/12	KCA	TO15	
1,1-Dichloroethane	ND	0.247	ND	1.0	03/26/12	KCA	TO15	
1,1-Dichloroethene	ND	0.252	ND	1.0	03/26/12	KCA	TO15	
1,2,4-Trichlorobenzene	ND	0.135	ND	1.0	03/26/12	KCA	TO15	
1,2,4-Trimethylbenzene	1.37	0.204	6.73	1.0	03/26/12	KCA	TO15	
1,2-Dibromoethane(EDB)	ND	0.130	ND	1.0	03/26/12	KCA	TO15	
1,2-Dichlorobenzene	ND	0.166	ND	1.0	03/26/12	KCA	TO15	
1,2-Dichloroethane	ND	0.247	ND	1.0	03/26/12	KCA	TO15	
1,2-dichloropropane	ND	0.216	ND	1.0	03/26/12	KCA	TO15	
1,2-Dichlorotetrafluoroethane	ND	0.143	ND	1.0	03/26/12	KCA	TO15	
1,3,5-Trimethylbenzene	0.47	0.204	2.31	1.0	03/26/12	KCA	TO15	
1,3-Butadiene	ND	0.452	ND	1.0	03/26/12	KCA	TO15	
1,3-Dichlorobenzene	ND	0.166	ND	1.0	03/26/12	KCA	TO15	
1,4-Dichlorobenzene	ND	0.166	ND	1.0	03/26/12	KCA	TO15	
1,4-Dioxane	ND	0.278	ND	1.0	03/26/12	KCA	TO15	
2-Hexanone(MBK)	ND	0.244	ND	1.0	03/26/12	KCA	TO15	1
4-Ethyltoluene	0.66	0.204	3.24	1.0	03/26/12	KCA	TO15	1
4-Isopropyltoluene	ND	0.182	ND	1.0	03/26/12	KCA	TO15	1
4-Methyl-2-pentanone(MIBK)	0.3	0.244	1.23	1.0	03/26/12	KCA	TO15	
Acetone	40.7	0.421	96.6	1.0	03/26/12	KCA	TO15	
Acrylonitrile	ND	0.461	ND	1.0	03/26/12	KCA	TO15	
Benzene	3.38	0.313	10.8	1.0	03/26/12	KCA	TO15	
Benzyl chloride	ND	0.193	ND	1.0	03/26/12	KCA	TO15	1

Client ID: SG-1

Parameter	ppbv Result	ppbv RL	ug/m3 Result	ug/m3 RL	Date	By	Reference
Bromodichloromethane	ND	0.149	ND	1.0	03/26/12	KCA	TO15
Bromoform	ND	0.097	ND	1.0	03/26/12	KCA	TO15
Bromomethane	ND	0.258	ND	1.0	03/26/12	KCA	TO15
Carbon Disulfide	0.99	0.321	3.08	1.0	03/26/12	KCA	TO15
Carbon Tetrachloride	0.14	0.040	0.880	0.25	03/26/12	KCA	TO15
Chlorobenzene	ND	0.217	ND	1.0	03/26/12	KCA	TO15
Chloroethane	ND	0.379	ND	1.0	03/26/12	KCA	TO15
Chloroform	5.15	0.205	25.1	1.0	03/26/12	KCA	TO15
Chloromethane	ND	0.484	ND	1.0	03/26/12	KCA	TO15
Cis-1,2-Dichloroethene	0.44	0.252	1.74	1.0	03/26/12	KCA	TO15
cis-1,3-Dichloropropene	ND	0.220	ND	1.0	03/26/12	KCA	TO15 1
Cyclohexane	1.1	0.291	3.78	1.0	03/26/12	KCA	TO15
Dibromochloromethane	ND	0.117	ND	1.0	03/26/12	KCA	TO15
Dichlorodifluoromethane	0.55	0.202	2.72	1.0	03/26/12	KCA	TO15
Ethanol	54.6	0.531	103	1.0	03/26/12	KCA	TO15 1
Ethyl acetate	ND	0.278	ND	1.0	03/26/12	KCA	TO15 1
Ethylbenzene	2.29	0.230	9.94	1.0	03/26/12	KCA	TO15
Heptane	1.32	0.244	5.41	1.0	03/26/12	KCA	TO15
Hexachlorobutadiene	ND	0.094	ND	1.0	03/26/12	KCA	TO15
Hexane	2.17	0.284	7.64	1.0	03/26/12	KCA	TO15
Isopropylalcohol	ND	0.407	ND	1.0	03/26/12	KCA	TO15
Isopropylbenzene	0.32	0.204	1.57	1.0	03/26/12	KCA	TO15
m,p-Xylene	7.58	0.230	32.9	1.0	03/26/12	KCA	TO15
Methyl Ethyl Ketone	2.8	0.339	8.25	1.0	03/26/12	KCA	TO15
Methyl tert-butyl ether(MTBE)	ND	0.278	ND	1.0	03/26/12	KCA	TO15
Methylene Chloride	0.3	0.288	1.04	1.0	03/26/12	KCA	TO15
n-Butylbenzene	ND	0.182	ND	1.0	03/26/12	KCA	TO15 1
o-Xylene	2.17	0.230	9.42	1.0	03/26/12	KCA	TO15
Propylene	ND	0.581	ND	1.0	03/26/12	KCA	TO15 1
sec-Butylbenzene	ND	0.182	ND	1.0	03/26/12	KCA	TO15 1
Styrene	0.28	0.235	1.19	1.0	03/26/12	KCA	TO15
Tetrachloroethene	1220	0.037	8270	0.25	03/26/12	KCA	TO15
Tetrahydrofuran	6.21	0.339	18.3	1.0	03/26/12	KCA	TO15 1
Toluene	8.95	0.266	33.7	1.0	03/26/12	KCA	TO15
Trans-1,2-Dichloroethene	0.6	0.252	2.38	1.0	03/26/12	KCA	TO15
trans-1,3-Dichloropropene	ND	0.220	ND	1.0	03/26/12	KCA	TO15
Trichloroethene	2290	0.047	12300	0.25	03/26/12	KCA	TO15
Trichlorofluoromethane	1.07	0.178	6.01	1.0	03/26/12	KCA	TO15
Trichlorotrifluoroethane	ND	0.130	ND	1.0	03/26/12	KCA	TO15
Vinyl Chloride	ND	0.098	ND	0.25	03/26/12	KCA	TO15
<u>QA/OC Surrogates</u>							
% Bromofluorobenzene	105	%	105	%	03/26/12	KCA	70 - 130 %

Client ID: SG-1

Parameter	ppbv Result	ppbv RL	ug/m3 Result	ug/m3 RL	Date	By	Reference
-----------	----------------	------------	-----------------	-------------	------	----	-----------


1 = This parameter is not certified by NY NELAC for this matrix. NY NELAC does not offer certification for all parameters.

Comments:

If there are any questions regarding this data, please call Phoenix Client Services at extension 200.

ND=Not detected BDL=Below Detection Level RL=Reporting Level

This report must not be reproduced except in full as defined by the attached chain of custody.



Phyllis Shiller, Laboratory Director

March 27, 2012



Environmental Laboratories, Inc.
 587 East Middle Turnpike, P.O.Box 370, Manchester, CT 06045
 Tel. (860) 645-1102 Fax (860) 645-0823



Analysis Report

March 27, 2012

FOR: Attn: Mr. Charles B. Sosik, P.G.
 Environmental Business Consultants
 1808 Middle Country Rd
 Ridge NY 11961-2406

Sample Information

Matrix: AIR
 Location Code: EBC
 Rush Request: Standard
 P.O.#:

Custody Information

Collected by:
 Received by: SW
 Analyzed by: see "By" below

Date

03/20/12
 03/22/12

Time

11:55
 16:24

Laboratory Data

SDG ID: GBB57203
 Phoenix ID: BB57204

Project ID: 11-15 JACKSON ST BKLYN NY

Client ID: SG-2

Parameter	ppbv Result	ppbv RL	ug/m3 Result	ug/m3 RL	Date	By	Reference	
Volatiles (TO15)								
1,1,1,2-Tetrachloroethane	ND	0.146	ND	1.0	03/26/12	KCA	TO15	1
1,1,1-Trichloroethane	ND	0.183	ND	1.0	03/26/12	KCA	TO15	
1,1,2,2-Tetrachloroethane	ND	0.146	ND	1.0	03/26/12	KCA	TO15	
1,1,2-Trichloroethane	ND	0.183	ND	1.0	03/26/12	KCA	TO15	
1,1-Dichloroethane	ND	0.247	ND	1.0	03/26/12	KCA	TO15	
1,1-Dichloroethene	ND	0.252	ND	1.0	03/26/12	KCA	TO15	
1,2,4-Trichlorobenzene	ND	0.135	ND	1.0	03/26/12	KCA	TO15	
1,2,4-Trimethylbenzene	2.93	0.204	14.4	1.0	03/26/12	KCA	TO15	
1,2-Dibromoethane(EDB)	ND	0.130	ND	1.0	03/26/12	KCA	TO15	
1,2-Dichlorobenzene	ND	0.166	ND	1.0	03/26/12	KCA	TO15	
1,2-Dichloroethane	ND	0.247	ND	1.0	03/26/12	KCA	TO15	
1,2-dichloropropane	ND	0.216	ND	1.0	03/26/12	KCA	TO15	
1,2-Dichlorotetrafluoroethane	ND	0.143	ND	1.0	03/26/12	KCA	TO15	
1,3,5-Trimethylbenzene	1.07	0.204	5.26	1.0	03/26/12	KCA	TO15	
1,3-Butadiene	ND	0.452	ND	1.0	03/26/12	KCA	TO15	
1,3-Dichlorobenzene	ND	0.166	ND	1.0	03/26/12	KCA	TO15	
1,4-Dichlorobenzene	ND	0.166	ND	1.0	03/26/12	KCA	TO15	
1,4-Dioxane	ND	0.278	ND	1.0	03/26/12	KCA	TO15	
2-Hexanone(MBK)	ND	0.244	ND	1.0	03/26/12	KCA	TO15	1
4-Ethyltoluene	1.5	0.204	7.37	1.0	03/26/12	KCA	TO15	1
4-Isopropyltoluene	ND	0.182	ND	1.0	03/26/12	KCA	TO15	1
4-Methyl-2-pentanone(MIBK)	1.22	0.244	4.99	1.0	03/26/12	KCA	TO15	
Acetone	250	0.421	593	1.0	03/26/12	KCA	TO15	
Acrylonitrile	ND	0.461	ND	1.0	03/26/12	KCA	TO15	
Benzene	23.8	0.313	76.0	1.0	03/26/12	KCA	TO15	
Benzyl chloride	0.38	0.193	1.97	1.0	03/26/12	KCA	TO15	1

Client ID: SG-2

Parameter	ppbv Result	ppbv RL	ug/m3 Result	ug/m3 RL	Date	By	Reference
Bromodichloromethane	ND	0.149	ND	1.0	03/26/12	KCA	TO15
Bromoform	ND	0.097	ND	1.0	03/26/12	KCA	TO15
Bromomethane	ND	0.258	ND	1.0	03/26/12	KCA	TO15
Carbon Disulfide	1.85	0.321	5.76	1.0	03/26/12	KCA	TO15
Carbon Tetrachloride	0.1	0.040	0.629	0.25	03/26/12	KCA	TO15
Chlorobenzene	ND	0.217	ND	1.0	03/26/12	KCA	TO15
Chloroethane	ND	0.379	ND	1.0	03/26/12	KCA	TO15
Chloroform	ND	0.205	ND	1.0	03/26/12	KCA	TO15
Chloromethane	0.7	0.484	1.44	1.0	03/26/12	KCA	TO15
Cis-1,2-Dichloroethene	ND	0.252	ND	1.0	03/26/12	KCA	TO15
cis-1,3-Dichloropropene	ND	0.220	ND	1.0	03/26/12	KCA	TO15 1
Cyclohexane	25.1	0.291	86.3	1.0	03/26/12	KCA	TO15
Dibromochloromethane	ND	0.117	ND	1.0	03/26/12	KCA	TO15
Dichlorodifluoromethane	0.59	0.202	2.92	1.0	03/26/12	KCA	TO15
Ethanol	132	0.531	248	1.0	03/26/12	KCA	TO15 1
Ethyl acetate	ND	0.278	ND	1.0	03/26/12	KCA	TO15 1
Ethylbenzene	9.02	0.230	39.1	1.0	03/26/12	KCA	TO15
Heptane	27.3	0.244	112	1.0	03/26/12	KCA	TO15
Hexachlorobutadiene	ND	0.094	ND	1.0	03/26/12	KCA	TO15
Hexane	73.7	0.284	260	1.0	03/26/12	KCA	TO15
Isopropylalcohol	ND	0.407	ND	1.0	03/26/12	KCA	TO15
Isopropylbenzene	0.58	0.204	2.85	1.0	03/26/12	KCA	TO15
m,p-Xylene	23.1	0.230	100	1.0	03/26/12	KCA	TO15
Methyl Ethyl Ketone	22.2	0.339	65.4	1.0	03/26/12	KCA	TO15
Methyl tert-butyl ether(MTBE)	ND	0.278	ND	1.0	03/26/12	KCA	TO15
Methylene Chloride	1.52	0.288	5.28	1.0	03/26/12	KCA	TO15
n-Butylbenzene	ND	0.182	ND	1.0	03/26/12	KCA	TO15 1
o-Xylene	6.76	0.230	29.3	1.0	03/26/12	KCA	TO15
Propylene	11	0.581	18.9	1.0	03/26/12	KCA	TO15 1
sec-Butylbenzene	ND	0.182	ND	1.0	03/26/12	KCA	TO15 1
Styrene	0.27	0.235	1.15	1.0	03/26/12	KCA	TO15
Tetrachloroethene	1.54	0.037	10.4	0.25	03/26/12	KCA	TO15
Tetrahydrofuran	37.7	0.339	111	1.0	03/26/12	KCA	TO15 1
Toluene	65.9	0.266	248	1.0	03/26/12	KCA	TO15
Trans-1,2-Dichloroethene	ND	0.252	ND	1.0	03/26/12	KCA	TO15
trans-1,3-Dichloropropene	ND	0.220	ND	1.0	03/26/12	KCA	TO15
Trichloroethene	1.93	0.047	10.4	0.25	03/26/12	KCA	TO15
Trichlorofluoromethane	0.25	0.178	1.40	1.0	03/26/12	KCA	TO15
Trichlorotrifluoroethane	ND	0.130	ND	1.0	03/26/12	KCA	TO15
Vinyl Chloride	ND	0.098	ND	0.25	03/26/12	KCA	TO15
<u>QA/OC Surrogates</u>							
% Bromofluorobenzene	104	%	104	%	03/26/12	KCA	70 - 130 %

Client ID: SG-2

Parameter	ppbv Result	ppbv RL	ug/m3 Result	ug/m3 RL	Date	By	Reference
-----------	----------------	------------	-----------------	-------------	------	----	-----------


1 = This parameter is not certified by NY NELAC for this matrix. NY NELAC does not offer certification for all parameters.

Comments:

If there are any questions regarding this data, please call Phoenix Client Services at extension 200.

ND=Not detected BDL=Below Detection Level RL=Reporting Level

This report must not be reproduced except in full as defined by the attached chain of custody.



Phyllis Shiller, Laboratory Director

March 27, 2012



Environmental Laboratories, Inc.
 587 East Middle Turnpike, P.O.Box 370, Manchester, CT 06045
 Tel. (860) 645-1102 Fax (860) 645-0823



Analysis Report

March 27, 2012

FOR: Attn: Mr. Charles B. Sosik, P.G.
 Environmental Business Consultants
 1808 Middle Country Rd
 Ridge NY 11961-2406

Sample Information

Matrix: AIR
 Location Code: EBC
 Rush Request: Standard
 P.O.#:

Custody Information

Collected by:
 Received by: SW
 Analyzed by: see "By" below

Date: 03/20/12 12:05
 03/22/12 16:24

Laboratory Data

SDG ID: GBB57203
 Phoenix ID: BB57205

Project ID: 11-15 JACKSON ST BKLYN NY

Client ID: SG-3

Parameter	ppbv Result	ppbv RL	ug/m3 Result	ug/m3 RL	Date	By	Reference	
Volatiles (TO15)								
1,1,1,2-Tetrachloroethane	ND	0.146	ND	1.0	03/26/12	KCA	TO15	1
1,1,1-Trichloroethane	ND	0.183	ND	1.0	03/26/12	KCA	TO15	
1,1,2,2-Tetrachloroethane	ND	0.146	ND	1.0	03/26/12	KCA	TO15	
1,1,2-Trichloroethane	ND	0.183	ND	1.0	03/26/12	KCA	TO15	
1,1-Dichloroethane	ND	0.247	ND	1.0	03/26/12	KCA	TO15	
1,1-Dichloroethene	ND	0.252	ND	1.0	03/26/12	KCA	TO15	
1,2,4-Trichlorobenzene	ND	0.135	ND	1.0	03/26/12	KCA	TO15	
1,2,4-Trimethylbenzene	1.29	0.204	6.34	1.0	03/26/12	KCA	TO15	
1,2-Dibromoethane(EDB)	ND	0.130	ND	1.0	03/26/12	KCA	TO15	
1,2-Dichlorobenzene	ND	0.166	ND	1.0	03/26/12	KCA	TO15	
1,2-Dichloroethane	ND	0.247	ND	1.0	03/26/12	KCA	TO15	
1,2-dichloropropane	ND	0.216	ND	1.0	03/26/12	KCA	TO15	
1,2-Dichlorotetrafluoroethane	ND	0.143	ND	1.0	03/26/12	KCA	TO15	
1,3,5-Trimethylbenzene	0.42	0.204	2.06	1.0	03/26/12	KCA	TO15	
1,3-Butadiene	ND	0.452	ND	1.0	03/26/12	KCA	TO15	
1,3-Dichlorobenzene	ND	0.166	ND	1.0	03/26/12	KCA	TO15	
1,4-Dichlorobenzene	ND	0.166	ND	1.0	03/26/12	KCA	TO15	
1,4-Dioxane	ND	0.278	ND	1.0	03/26/12	KCA	TO15	
2-Hexanone(MBK)	ND	0.244	ND	1.0	03/26/12	KCA	TO15	1
4-Ethyltoluene	0.52	0.204	2.55	1.0	03/26/12	KCA	TO15	1
4-Isopropyltoluene	ND	0.182	ND	1.0	03/26/12	KCA	TO15	1
4-Methyl-2-pentanone(MIBK)	ND	0.244	ND	1.0	03/26/12	KCA	TO15	
Acetone	17	0.421	40.4	1.0	03/26/12	KCA	TO15	
Acrylonitrile	ND	0.461	ND	1.0	03/26/12	KCA	TO15	
Benzene	1.32	0.313	4.21	1.0	03/26/12	KCA	TO15	
Benzyl chloride	ND	0.193	ND	1.0	03/26/12	KCA	TO15	1

Client ID: SG-3

Parameter	ppbv Result	ppbv RL	ug/m3 Result	ug/m3 RL	Date	By	Reference
Bromodichloromethane	ND	0.149	ND	1.0	03/26/12	KCA	TO15
Bromoform	ND	0.097	ND	1.0	03/26/12	KCA	TO15
Bromomethane	ND	0.258	ND	1.0	03/26/12	KCA	TO15
Carbon Disulfide	0.36	0.321	1.12	1.0	03/26/12	KCA	TO15
Carbon Tetrachloride	0.04	0.040	0.251	0.25	03/26/12	KCA	TO15
Chlorobenzene	ND	0.217	ND	1.0	03/26/12	KCA	TO15
Chloroethane	ND	0.379	ND	1.0	03/26/12	KCA	TO15
Chloroform	0.61	0.205	2.98	1.0	03/26/12	KCA	TO15
Chloromethane	ND	0.484	ND	1.0	03/26/12	KCA	TO15
Cis-1,2-Dichloroethene	ND	0.252	ND	1.0	03/26/12	KCA	TO15
cis-1,3-Dichloropropene	ND	0.220	ND	1.0	03/26/12	KCA	TO15 1
Cyclohexane	0.66	0.291	2.27	1.0	03/26/12	KCA	TO15
Dibromochloromethane	ND	0.117	ND	1.0	03/26/12	KCA	TO15
Dichlorodifluoromethane	0.55	0.202	2.72	1.0	03/26/12	KCA	TO15
Ethanol	44	0.531	82.8	1.0	03/26/12	KCA	TO15 1
Ethyl acetate	ND	0.278	ND	1.0	03/26/12	KCA	TO15 1
Ethylbenzene	1.41	0.230	6.12	1.0	03/26/12	KCA	TO15
Heptane	0.92	0.244	3.77	1.0	03/26/12	KCA	TO15
Hexachlorobutadiene	ND	0.094	ND	1.0	03/26/12	KCA	TO15
Hexane	1.93	0.284	6.80	1.0	03/26/12	KCA	TO15
Isopropylalcohol	ND	0.407	ND	1.0	03/26/12	KCA	TO15
Isopropylbenzene	0.25	0.204	1.23	1.0	03/26/12	KCA	TO15
m,p-Xylene	4.7	0.230	20.4	1.0	03/26/12	KCA	TO15
Methyl Ethyl Ketone	1.21	0.339	3.57	1.0	03/26/12	KCA	TO15
Methyl tert-butyl ether(MTBE)	ND	0.278	ND	1.0	03/26/12	KCA	TO15
Methylene Chloride	ND	0.288	ND	1.0	03/26/12	KCA	TO15
n-Butylbenzene	ND	0.182	ND	1.0	03/26/12	KCA	TO15 1
o-Xylene	1.41	0.230	6.12	1.0	03/26/12	KCA	TO15
Propylene	ND	0.581	ND	1.0	03/26/12	KCA	TO15 1
sec-Butylbenzene	ND	0.182	ND	1.0	03/26/12	KCA	TO15 1
Styrene	ND	0.235	ND	1.0	03/26/12	KCA	TO15
Tetrachloroethene	56.5	0.037	383	0.25	03/26/12	KCA	TO15
Tetrahydrofuran	4.79	0.339	14.1	1.0	03/26/12	KCA	TO15 1
Toluene	5.23	0.266	19.7	1.0	03/26/12	KCA	TO15
Trans-1,2-Dichloroethene	ND	0.252	ND	1.0	03/26/12	KCA	TO15
trans-1,3-Dichloropropene	ND	0.220	ND	1.0	03/26/12	KCA	TO15
Trichloroethene	179	0.047	961	0.25	03/26/12	KCA	TO15
Trichlorofluoromethane	0.32	0.178	1.80	1.0	03/26/12	KCA	TO15
Trichlorotrifluoroethane	ND	0.130	ND	1.0	03/26/12	KCA	TO15
Vinyl Chloride	ND	0.098	ND	0.25	03/26/12	KCA	TO15
<u>QA/OC Surrogates</u>							
% Bromofluorobenzene	104	%	104	%	03/26/12	KCA	70 - 130 %

Client ID: SG-3

Parameter	ppbv Result	ppbv RL	ug/m3 Result	ug/m3 RL	Date	By	Reference
-----------	----------------	------------	-----------------	-------------	------	----	-----------


1 = This parameter is not certified by NY NELAC for this matrix. NY NELAC does not offer certification for all parameters.

Comments:

If there are any questions regarding this data, please call Phoenix Client Services at extension 200.

ND=Not detected BDL=Below Detection Level RL=Reporting Level

This report must not be reproduced except in full as defined by the attached chain of custody.



Phyllis Shiller, Laboratory Director

March 27, 2012



Environmental Laboratories, Inc.
 587 East Middle Turnpike, P.O.Box 370, Manchester, CT 06045
 Tel. (860) 645-1102 Fax (860) 645-0823



QA/QC Report

March 27, 2012

QA/QC Data

SDG I.D.: GBB57203

Parameter	Blank ppbv	Blank ug/m3	LCS %	Sample Result ug/m3	Sample Dup ug/m3	Sample Result ppbv	Sample Dup ppbv	DUP RPD	% Rec Limits	% RPD Limits
QA/QC Batch 197000, QC Sample No: BB57208 (BB57203, BB57204, BB57205)										
Volatiles										
1,1,1,2-Tetrachloroethane	ND	ND	120	ND	ND	ND	ND	NC	70 - 130	20
1,1,1-Trichloroethane	ND	ND	107	3.87	3.71	0.71	0.68	4.3	70 - 130	20
1,1,2,2-Tetrachloroethane	ND	ND	106	ND	ND	ND	ND	NC	70 - 130	20
1,1,2-Trichloroethane	ND	ND	108	ND	ND	ND	ND	NC	70 - 130	20
1,1-Dichloroethane	ND	ND	102	ND	ND	ND	ND	NC	70 - 130	20
1,1-Dichloroethene	ND	ND	106	ND	ND	ND	ND	NC	70 - 130	20
1,2,4-Trichlorobenzene	ND	ND	122	ND	ND	ND	ND	NC	70 - 130	20
1,2,4-Trimethylbenzene	ND	ND	104	3.10	3.00	0.63	0.61	3.2	70 - 130	20
1,2-Dibromoethane(EDB)	ND	ND	109	ND	ND	ND	ND	NC	70 - 130	20
1,2-Dichlorobenzene	ND	ND	95	ND	ND	ND	ND	NC	70 - 130	20
1,2-Dichloroethane	ND	ND	105	ND	ND	ND	ND	NC	70 - 130	20
1,2-dichloropropane	ND	ND	107	ND	ND	ND	ND	NC	70 - 130	20
1,2-Dichlorotetrafluoroethane	ND	ND	97	ND	ND	ND	ND	NC	70 - 130	20
1,3,5-Trimethylbenzene	ND	ND	107	1.13	1.18	0.23	0.24	4.3	70 - 130	20
1,3-Butadiene	ND	ND	103	ND	ND	ND	ND	NC	70 - 130	20
1,3-Dichlorobenzene	ND	ND	99	ND	ND	ND	ND	NC	70 - 130	20
1,4-Dichlorobenzene	ND	ND	98	ND	ND	ND	ND	NC	70 - 130	20
1,4-Dioxane	ND	ND	89	ND	ND	ND	ND	NC	70 - 130	20
2-Hexanone(MBK)	ND	ND	98	ND	ND	ND	ND	NC	70 - 130	20
4-Ethyltoluene	ND	ND	110	ND	ND	ND	ND	NC	70 - 130	20
4-Isopropyltoluene	ND	ND	121	ND	ND	ND	ND	NC	70 - 130	20
4-Methyl-2-pentanone(MIBK)	ND	ND	99	2.54	2.82	0.62	0.69	10.7	70 - 130	20
Acetone	ND	ND	108	228	233	96.2	98.2	2.1	70 - 130	20
Acrylonitrile	ND	ND	115	ND	ND	ND	ND	NC	70 - 130	20
Benzene	ND	ND	101	3.29	3.22	1.03	1.01	2.0	70 - 130	20
Benzyl chloride	ND	ND	106	ND	ND	ND	ND	NC	70 - 130	20
Bromodichloromethane	ND	ND	113	ND	ND	ND	ND	NC	70 - 130	20
Bromoform	ND	ND	120	ND	ND	ND	ND	NC	70 - 130	20
Bromomethane	ND	ND	102	ND	ND	ND	ND	NC	70 - 130	20
Carbon Disulfide	ND	ND	117	1.74	1.59	0.56	0.51	9.3	70 - 130	20
Carbon Tetrachloride	ND	ND	108	0.377	0.377	0.06	0.06	0.0	70 - 130	20
Chlorobenzene	ND	ND	107	ND	ND	ND	ND	NC	70 - 130	20
Chloroethane	ND	ND	98	ND	ND	ND	ND	NC	70 - 130	20
Chloroform	ND	ND	105	2.93	2.98	0.60	0.61	1.7	70 - 130	20
Chloromethane	ND	ND	98	ND	ND	ND	ND	NC	70 - 130	20
Cis-1,2-Dichloroethene	ND	ND	84	ND	ND	ND	ND	NC	70 - 130	20
cis-1,3-Dichloropropene	ND	ND	107	ND	ND	ND	ND	NC	70 - 130	20
Cyclohexane	ND	ND	104	3.23	2.96	0.94	0.86	8.9	70 - 130	20
Dibromochloromethane	ND	ND	116	ND	ND	ND	ND	NC	70 - 130	20
Dichlorodifluoromethane	ND	ND	109	2.96	2.92	0.60	0.59	1.7	70 - 130	20
Ethanol	ND	ND	92	70.2	63.3	37.3	33.6	10.4	70 - 130	20

QA/QC Data

SDG I.D.: GBB57203

Parameter	Blank ppbv	Blank ug/m3	LCS %	Sample Result ug/m3	Sample Dup ug/m3	Sample Result ppbv	Sample Dup ppbv	DUP RPD	% Rec Limits	% RPD Limits
Ethyl acetate	ND	ND	108	ND	ND	ND	ND	NC	70 - 130	20
Ethylbenzene	ND	ND	109	2.17	2.13	0.50	0.49	2.0	70 - 130	20
Heptane	ND	ND	101	3.36	3.52	0.82	0.86	4.8	70 - 130	20
Hexachlorobutadiene	ND	ND	116	ND	ND	ND	ND	NC	70 - 130	20
Hexane	ND	ND	101	6.59	5.92	1.87	1.68	10.7	70 - 130	20
Isopropylalcohol	ND	ND	75	ND	ND	ND	ND	NC	70 - 130	20
Isopropylbenzene	ND	ND	114	ND	ND	ND	ND	NC	70 - 130	20
m,p-Xylene	ND	ND	111	6.25	6.20	1.44	1.43	0.7	70 - 130	20
Methyl Ethyl Ketone	ND	ND	109	24.6	24.0	8.34	8.16	2.2	70 - 130	20
Methyl tert-butyl ether(MTBE)	ND	ND	108	ND	ND	ND	ND	NC	70 - 130	20
Methylene Chloride	ND	ND	95	2.64	2.57	0.76	0.74	2.7	70 - 130	20
n-Butylbenzene	ND	ND	119	ND	ND	ND	ND	NC	70 - 130	20
o-Xylene	ND	ND	109	2.95	2.95	0.68	0.68	0.0	70 - 130	20
Propylene	ND	ND	98	12.4	12.6	7.22	7.31	1.2	70 - 130	20
sec-Butylbenzene	ND	ND	116	ND	ND	ND	ND	NC	70 - 130	20
Styrene	ND	ND	109	ND	ND	ND	ND	NC	70 - 130	20
Tetrachloroethene	ND	ND	109	326	371	48.1	54.8	13.0	70 - 130	20
Tetrahydrofuran	ND	ND	115	21.9	19.9	7.43	6.76	9.4	70 - 130	20
Toluene	ND	ND	103	17.8	19.6	4.72	5.20	9.7	70 - 130	20
Trans-1,2-Dichloroethene	ND	ND	111	ND	ND	ND	ND	NC	70 - 130	20
trans-1,3-Dichloropropene	ND	ND	107	ND	ND	ND	ND	NC	70 - 130	20
Trichloroethene	ND	ND	105	4.40	4.62	0.82	0.86	4.8	70 - 130	20
Trichlorofluoromethane	ND	ND	106	2.02	1.91	0.36	0.34	5.7	70 - 130	20
Trichlorotrifluoroethane	ND	ND	106	ND	ND	ND	ND	NC	70 - 130	20
Vinyl Chloride	ND	ND	102	ND	ND	ND	ND	NC	70 - 130	20
% Bromofluorobenzene	113	113	100	106	107	106	107	0.9	70 - 130	20

If there are any questions regarding this data, please call Phoenix Client Services at extension 200.

RPD - Relative Percent Difference

LCS - Laboratory Control Sample

LCSD - Laboratory Control Sample Duplicate

MS - Matrix Spike

MS Dup - Matrix Spike Duplicate

NC - No Criteria



Phyllis Shiller, Laboratory Director
March 27, 2012



587 East Middle Turnpike, P.O. Box 370, Manchester, CT 06040
 Telephone: 860.645.1102 • Fax: 860.645.0923

CHAIN OF CUSTODY RECORD
AIR ANALYSES

800-827-5426
 email: greg@phoenixlabs.com

P.O. # _____ Page 1 of 1

Data Delivery: Fax #: _____

Email: cs@phoenixlabs.com

Phone #: _____

Report to: Charlie Sosik
 Customer: EBC
 Address: 1808 Middle Country Rd
Ridge NY

Invoice to: Same
 Project Name: 11-15 Jack & Sam St, Bklyn NY
 Criteria Requested: Deliverable: RCP MCP
 Sampled by: KW
 State where samples collected: NY

Phoenix ID #	Client Sample ID	Canister Size (L)	Outgoing Canister Pressure ("Hg)	Incoming Canister Pressure ("Hg)	Flow Regulator ID #	Flow Controller Setting (mL/min)	Sampling Start Time	Sampling End Time	Sample Start Date	Canister Pressure at Start ("Hg)	Canister Pressure at End ("Hg)	MATRIX					
												Ambient/Indoor Air	Soil Gas	Grab (G) Composite (C)			
57203	S9-1	6.0	-30	-12		4983	1010	1210	3-21-12	-30	-9	X			TO-14	X	ANALYSES
57204	S9-2	↓	↓	-14		4989	955	1155	↓	-30	-10	X			TO-14	X	ANALYSES
57205	S9-3	↓	↓	-13		3412	1005	1205	↓	-30	-10	X			TO-14	X	ANALYSES

Relinquished by: [Signature] Date: _____
 Accepted by: [Signature] Date: 3-22-12
Chadwick 3-22-12 10:04

Data Format: Excel Equis GISKey
 PDF Other: _____

SPECIAL INSTRUCTIONS, OCCURRENCE, REGULATORY INFORMATION:
BE site pricing

I attest that all media released by Phoenix Environmental Laboratories, Inc. have been received in good working condition and agree to the terms and conditions as listed on the back of this document:
 Signature: [Signature] Date: 3-20-12
 Quote Number: _____

46L CANK SET FOR 2410- SAMPLE TIME



Monday, March 26, 2012

Attn: Mr. Charles B. Sosik, P.G.
Environmental Business Consultants
1808 Middle Country Rd
Ridge NY 11961-2406

Project ID: 11 JACKSON ST BKLYN NY
Sample ID#s: BB55453 - BB55468

This laboratory is in compliance with the QA/QC procedures outlined in EPA 600/4-79-019, Handbook for Analytical Quality in Water and Waste Water, March 1979, SW846 QA/QC and NELAC requirements of procedures used.

This report contains results for the parameters tested, under the sampling conditions described on the Chain Of Custody, as received by the laboratory.

A scanned version of the COC form accompanies the analytical report and is an exact duplicate of the original.

If you have any questions concerning this testing, please do not hesitate to contact Phoenix Client Services at ext. 200.

Sincerely yours,

A handwritten signature in black ink that reads "Phyllis Shiller". The signature is written in a cursive style.

Phyllis Shiller
Laboratory Director

NELAC - #NY11301
CT Lab Registration #PH-0618
MA Lab Registration #MA-CT-007
ME Lab Registration #CT-007
NH Lab Registration #213693-A,B
NJ Lab Registration #CT-003
NY Lab Registration #11301
PA Lab Registration #68-03530
RI Lab Registration #63
VT Lab Registration #VT11301



Environmental Laboratories, Inc.
 587 East Middle Turnpike, P.O.Box 370, Manchester, CT 06045
 Tel. (860) 645-1102 Fax (860) 645-0823



Analysis Report

March 26, 2012

FOR: Attn: Mr. Charles B. Sosik, P.G.
 Environmental Business Consultants
 1808 Middle Country Rd
 Ridge NY 11961-2406

Sample Information

Matrix: SOLID
 Location Code: EBC
 Rush Request: 72 Hour
 P.O.#:

Custody Information

Collected by:
 Received by: SW
 Analyzed by: see "By" below

Date Time
 03/16/12 9:00
 03/19/12 17:21

Laboratory Data

SDG ID: GBB5453
 Phoenix ID: BB5453

Project ID: 11 JACKSON ST BKLYN NY

Client ID: B1 0-2 FT

Parameter	Result	RL	Units	Date	Time	By	Reference
Silver	< 0.5	0.5	mg/Kg	03/20/12		LK	6010/200.7
Aluminum	9200	50	mg/Kg	03/21/12		LK	6010/200.7
Arsenic	6.88	0.66	mg/Kg	03/20/12		LK	6010/200.7
Barium	357	0.33	mg/Kg	03/20/12		LK	6010/200.7
Beryllium	0.41	0.26	mg/Kg	03/20/12		LK	6010/200.7
Calcium	16600	50	mg/Kg	03/21/12		LK	6010/200.7
Cadmium	< 0.33	0.33	mg/Kg	03/20/12		LK	6010/200.7
Cobalt	5.92	0.33	mg/Kg	03/20/12		LK	6010/200.7
Chromium	21.9	0.33	mg/Kg	03/20/12		LK	6010/200.7
Copper	65.8	0.33	mg/kg	03/20/12		LK	6010/200.7
Iron	26400	50	mg/Kg	03/21/12		LK	6010/200.7
Mercury	1.35	0.09	mg/Kg	03/20/12		RS	SW-7471
Potassium	1080	5.0	mg/Kg	03/20/12		LK	6010/200.7
Magnesium	2650	5.0	mg/Kg	03/20/12		LK	6010/200.7
Manganese	2920	33	mg/Kg	03/22/12		LK	6010/200.7
Sodium	271	5.0	mg/Kg	03/20/12		LK	6010/200.7
Nickel	17.2	0.33	mg/Kg	03/20/12		LK	6010/200.7
Lead	752	3.3	mg/Kg	03/21/12		LK	6010/200.7
Antimony	< 3.3	3.3	mg/Kg	03/20/12		LK	6010/200.7
Selenium	< 1.3	1.3	mg/Kg	03/20/12		LK	6010/200.7
Thallium	< 3.0	3.0	mg/Kg	03/20/12		LK	6010/200.7
Total Metals Digest	Completed			03/19/12		B/T	SW846 - 3050
Vanadium	29.9	0.33	mg/Kg	03/20/12		LK	6010/200.7
Zinc	535	3.3	mg/Kg	03/21/12		LK	6010/200.7
Percent Solid	89		%	03/19/12		JL	E160.3
Soil Extraction for PCB	Completed			03/19/12		BB	SW3545
Soil Extraction for Pesticide	Completed			03/19/12		BB/F	SW3545
Soil Extraction for SVOA	Completed			03/19/12		BS/R	SW3545

Parameter	Result	RL	Units	Date	Time	By	Reference
Mercury Digestion	Completed			03/20/12		X/X	SW7471
<u>Polychlorinated Biphenyls</u>							
PCB-1016	ND	370	ug/Kg	03/20/12		AW	SW 8082
PCB-1221	ND	370	ug/Kg	03/20/12		AW	SW 8082
PCB-1232	ND	370	ug/Kg	03/20/12		AW	SW 8082
PCB-1242	ND	370	ug/Kg	03/20/12		AW	SW 8082
PCB-1248	ND	370	ug/Kg	03/20/12		AW	SW 8082
PCB-1254	ND	370	ug/Kg	03/20/12		AW	SW 8082
PCB-1260	ND	370	ug/Kg	03/20/12		AW	SW 8082
PCB-1262	ND	370	ug/Kg	03/20/12		AW	SW 8082
PCB-1268	ND	370	ug/Kg	03/20/12		AW	SW 8082
<u>QA/QC Surrogates</u>							
% DCBP	92		%	03/20/12		AW	30 - 150 %
% TCMX	60		%	03/20/12		AW	30 - 150 %
<u>Pesticides</u>							
4,4' -DDD	ND	35	ug/Kg	03/21/12		MR	SW8081
4,4' -DDE	ND	35	ug/Kg	03/21/12		MR	SW8081
4,4' -DDT	ND	35	ug/Kg	03/21/12		MR	SW8081
a-BHC	ND	18	ug/Kg	03/21/12		MR	SW8081
Alachlor	ND	18	ug/Kg	03/21/12		MR	SW8081
Aldrin	ND	5.5	ug/Kg	03/21/12		MR	SW8081
b-BHC	ND	18	ug/Kg	03/21/12		MR	SW8081
Chlordane	ND	55	ug/Kg	03/21/12		MR	SW8081
d-BHC	ND	18	ug/Kg	03/21/12		MR	SW8081
Dieldrin	ND	5.5	ug/Kg	03/21/12		MR	SW8081
Endosulfan I	ND	18	ug/Kg	03/21/12		MR	SW8081
Endosulfan II	ND	35	ug/Kg	03/21/12		MR	SW8081
Endosulfan sulfate	ND	35	ug/Kg	03/21/12		MR	SW8081
Endrin	ND	35	ug/Kg	03/21/12		MR	SW8081
Endrin aldehyde	ND	35	ug/Kg	03/21/12		MR	SW8081
Endrin ketone	ND	35	ug/Kg	03/21/12		MR	SW8081
g-BHC	ND	5.5	ug/Kg	03/21/12		MR	SW8081
Heptachlor	ND	11	ug/Kg	03/21/12		MR	SW8081
Heptachlor epoxide	ND	18	ug/Kg	03/21/12		MR	SW8081
Methoxychlor	ND	180	ug/Kg	03/21/12		MR	SW8081
Toxaphene	ND	180	ug/Kg	03/21/12		MR	SW8081
<u>QA/QC Surrogates</u>							
% DCBP	84		%	03/21/12		MR	30 - 150 %
% TCMX	80		%	03/21/12		MR	30 - 150 %
<u>Volatiles</u>							
1,1,1,2-Tetrachloroethane	ND	5.6	ug/Kg	03/21/12		R/J	SW8260
1,1,1-Trichloroethane	ND	5.6	ug/Kg	03/21/12		R/J	SW8260
1,1,2,2-Tetrachloroethane	ND	5.6	ug/Kg	03/21/12		R/J	SW8260
1,1,2-Trichloroethane	ND	5.6	ug/Kg	03/21/12		R/J	SW8260
1,1-Dichloroethane	ND	5.6	ug/Kg	03/21/12		R/J	SW8260
1,1-Dichloroethene	ND	5.6	ug/Kg	03/21/12		R/J	SW8260
1,1-Dichloropropene	ND	5.6	ug/Kg	03/21/12		R/J	SW8260
1,2,3-Trichlorobenzene	ND	5.6	ug/Kg	03/21/12		R/J	SW8260

Client ID: B1 0-2 FT

Parameter	Result	RL	Units	Date	Time	By	Reference
1,2,3-Trichloropropane	ND	5.6	ug/Kg	03/21/12		R/J	SW8260
1,2,4-Trichlorobenzene	ND	5.6	ug/Kg	03/21/12		R/J	SW8260 1
1,2,4-Trimethylbenzene	ND	5.6	ug/Kg	03/21/12		R/J	SW8260
1,2-Dibromo-3-chloropropane	ND	5.6	ug/Kg	03/21/12		R/J	SW8260
1,2-Dichlorobenzene	ND	5.6	ug/Kg	03/21/12		R/J	SW8260
1,2-Dichloroethane	ND	5.6	ug/Kg	03/21/12		R/J	SW8260
1,2-Dichloropropane	ND	5.6	ug/Kg	03/21/12		R/J	SW8260
1,3,5-Trimethylbenzene	ND	5.6	ug/Kg	03/21/12		R/J	SW8260
1,3-Dichlorobenzene	ND	5.6	ug/Kg	03/21/12		R/J	SW8260
1,3-Dichloropropane	ND	5.6	ug/Kg	03/21/12		R/J	SW8260
1,4-Dichlorobenzene	ND	5.6	ug/Kg	03/21/12		R/J	SW8260
2,2-Dichloropropane	ND	5.6	ug/Kg	03/21/12		R/J	SW8260
2-Chlorotoluene	ND	5.6	ug/Kg	03/21/12		R/J	SW8260
2-Hexanone	ND	28	ug/Kg	03/21/12		R/J	SW8260
2-Isopropyltoluene	ND	5.6	ug/Kg	03/21/12		R/J	SW8260 1
4-Chlorotoluene	ND	5.6	ug/Kg	03/21/12		R/J	SW8260
4-Methyl-2-pentanone	ND	28	ug/Kg	03/21/12		R/J	SW8260
Acetone	ND	28	ug/Kg	03/21/12		R/J	SW8260
Acrylonitrile	ND	11	ug/Kg	03/21/12		R/J	SW8260
Benzene	ND	5.6	ug/Kg	03/21/12		R/J	SW8260
Bromobenzene	ND	5.6	ug/Kg	03/21/12		R/J	SW8260
Bromochloromethane	ND	5.6	ug/Kg	03/21/12		R/J	SW8260
Bromodichloromethane	ND	5.6	ug/Kg	03/21/12		R/J	SW8260
Bromoform	ND	5.6	ug/Kg	03/21/12		R/J	SW8260
Bromomethane	ND	5.6	ug/Kg	03/21/12		R/J	SW8260
Carbon Disulfide	ND	5.6	ug/Kg	03/21/12		R/J	SW8260
Carbon tetrachloride	ND	5.6	ug/Kg	03/21/12		R/J	SW8260
Chlorobenzene	ND	5.6	ug/Kg	03/21/12		R/J	SW8260
Chloroethane	ND	5.6	ug/Kg	03/21/12		R/J	SW8260
Chloroform	ND	5.6	ug/Kg	03/21/12		R/J	SW8260
Chloromethane	ND	5.6	ug/Kg	03/21/12		R/J	SW8260
cis-1,2-Dichloroethene	ND	5.6	ug/Kg	03/21/12		R/J	SW8260
cis-1,3-Dichloropropene	ND	5.6	ug/Kg	03/21/12		R/J	SW8260
Dibromochloromethane	ND	5.6	ug/Kg	03/21/12		R/J	SW8260
Dibromoethane	ND	5.6	ug/Kg	03/21/12		R/J	SW8260 1
Dibromomethane	ND	5.6	ug/Kg	03/21/12		R/J	SW8260
Dichlorodifluoromethane	ND	5.6	ug/Kg	03/21/12		R/J	SW8260
Ethylbenzene	ND	5.6	ug/Kg	03/21/12		R/J	SW8260
Hexachlorobutadiene	ND	5.6	ug/Kg	03/21/12		R/J	SW8260 1
Isopropylbenzene	ND	5.6	ug/Kg	03/21/12		R/J	SW8260
m&p-Xylene	ND	5.6	ug/Kg	03/21/12		R/J	SW8260
Methyl Ethyl Ketone	ND	28	ug/Kg	03/21/12		R/J	SW8260
Methyl t-butyl ether (MTBE)	ND	11	ug/Kg	03/21/12		R/J	SW8260
Methylene chloride	ND	56	ug/Kg	03/21/12		R/J	SW8260
Naphthalene	ND	5.6	ug/Kg	03/21/12		R/J	SW8260
n-Butylbenzene	ND	5.6	ug/Kg	03/21/12		R/J	SW8260
n-Propylbenzene	ND	5.6	ug/Kg	03/21/12		R/J	SW8260
o-Xylene	ND	5.6	ug/Kg	03/21/12		R/J	SW8260
p-Isopropyltoluene	ND	5.6	ug/Kg	03/21/12		R/J	SW8260
sec-Butylbenzene	ND	5.6	ug/Kg	03/21/12		R/J	SW8260

Client ID: B1 0-2 FT

Parameter	Result	RL	Units	Date	Time	By	Reference
Styrene	ND	5.6	ug/Kg	03/21/12		R/J	SW8260
tert-Butylbenzene	ND	5.6	ug/Kg	03/21/12		R/J	SW8260
Tetrachloroethene	12	5.6	ug/Kg	03/21/12		R/J	SW8260
Tetrahydrofuran (THF)	ND	11	ug/Kg	03/21/12		R/J	SW8260 1
Toluene	ND	5.6	ug/Kg	03/21/12		R/J	SW8260
Total Xylenes	ND	5.6	ug/Kg	03/21/12		R/J	SW8260
trans-1,2-Dichloroethene	ND	5.6	ug/Kg	03/21/12		R/J	SW8260
trans-1,3-Dichloropropene	ND	5.6	ug/Kg	03/21/12		R/J	SW8260
trans-1,4-dichloro-2-butene	ND	11	ug/Kg	03/21/12		R/J	SW8260
Trichloroethene	ND	5.6	ug/Kg	03/21/12		R/J	SW8260
Trichlorofluoromethane	ND	5.6	ug/Kg	03/21/12		R/J	SW8260
Trichlorotrifluoroethane	ND	5.6	ug/Kg	03/21/12		R/J	SW8260
Vinyl chloride	ND	5.6	ug/Kg	03/21/12		R/J	SW8260
<u>QA/QC Surrogates</u>							
% 1,2-dichlorobenzene-d4	102		%	03/21/12		R/J	70 - 130 %
% Bromofluorobenzene	80		%	03/21/12		R/J	70 - 130 %
% Dibromofluoromethane	63		%	03/21/12		R/J	70 - 130 % 3
% Toluene-d8	101		%	03/21/12		R/J	70 - 130 %
<u>Semivolatiles</u>							
1,2,4,5-Tetrachlorobenzene	ND	260	ug/Kg	03/20/12		DD	SW 8270
1,2,4-Trichlorobenzene	ND	260	ug/Kg	03/20/12		DD	SW 8270
1,2-Dichlorobenzene	ND	260	ug/Kg	03/20/12		DD	SW 8270
1,3-Dichlorobenzene	ND	260	ug/Kg	03/20/12		DD	SW 8270
1,4-Dichlorobenzene	ND	260	ug/Kg	03/20/12		DD	SW 8270
2,4,5-Trichlorophenol	ND	260	ug/Kg	03/20/12		DD	SW 8270
2,4,6-Trichlorophenol	ND	260	ug/Kg	03/20/12		DD	SW 8270
2,4-Dichlorophenol	ND	260	ug/Kg	03/20/12		DD	SW 8270
2,4-Dimethylphenol	ND	260	ug/Kg	03/20/12		DD	SW 8270
2,4-Dinitrophenol	ND	590	ug/Kg	03/20/12		DD	SW 8270
2,4-Dinitrotoluene	ND	260	ug/Kg	03/20/12		DD	SW 8270
2,6-Dinitrotoluene	ND	260	ug/Kg	03/20/12		DD	SW 8270
2-Chloronaphthalene	ND	260	ug/Kg	03/20/12		DD	SW 8270
2-Chlorophenol	ND	260	ug/Kg	03/20/12		DD	SW 8270
2-Methylnaphthalene	ND	260	ug/Kg	03/20/12		DD	SW 8270
2-Methylphenol (o-cresol)	ND	260	ug/Kg	03/20/12		DD	SW 8270
2-Nitroaniline	ND	590	ug/Kg	03/20/12		DD	SW 8270
2-Nitrophenol	ND	260	ug/Kg	03/20/12		DD	SW 8270
3&4-Methylphenol (m&p-cresol)	ND	370	ug/Kg	03/20/12		DD	SW 8270
3,3'-Dichlorobenzidine	ND	260	ug/Kg	03/20/12		DD	SW 8270
3-Nitroaniline	ND	590	ug/Kg	03/20/12		DD	SW 8270
4,6-Dinitro-2-methylphenol	ND	1100	ug/Kg	03/20/12		DD	SW 8270
4-Bromophenyl phenyl ether	ND	370	ug/Kg	03/20/12		DD	SW 8270
4-Chloro-3-methylphenol	ND	260	ug/Kg	03/20/12		DD	SW 8270
4-Chloroaniline	ND	260	ug/Kg	03/20/12		DD	SW 8270
4-Chlorophenyl phenyl ether	ND	260	ug/Kg	03/20/12		DD	SW 8270
4-Nitroaniline	ND	590	ug/Kg	03/20/12		DD	SW 8270
4-Nitrophenol	ND	1100	ug/Kg	03/20/12		DD	SW 8270
Acenaphthene	440	260	ug/Kg	03/20/12		DD	SW 8270
Acenaphthylene	ND	260	ug/Kg	03/20/12		DD	SW 8270
Acetophenone	ND	260	ug/Kg	03/20/12		DD	SW 8270

Client ID: B1 0-2 FT

Parameter	Result	RL	Units	Date	Time	By	Reference
Aniline	ND	1100	ug/Kg	03/20/12		DD	SW 8270 1
Anthracene	1100	260	ug/Kg	03/20/12		DD	SW 8270
Azobenzene	ND	370	ug/Kg	03/20/12		DD	SW 8270 1
Benz(a)anthracene	2800	260	ug/Kg	03/20/12		DD	SW 8270
Benzydine	ND	450	ug/Kg	03/20/12		DD	SW 8270
Benzo(a)pyrene	2500	260	ug/Kg	03/20/12		DD	SW 8270
Benzo(b)fluoranthene	3100	260	ug/Kg	03/20/12		DD	SW 8270
Benzo(ghi)perylene	1700	260	ug/Kg	03/20/12		DD	SW 8270
Benzo(k)fluoranthene	1000	260	ug/Kg	03/20/12		DD	SW 8270
Benzoic acid	ND	1100	ug/Kg	03/20/12		DD	SW 8270 1
Benzyl butyl phthalate	ND	260	ug/Kg	03/20/12		DD	SW 8270
Bis(2-chloroethoxy)methane	ND	260	ug/Kg	03/20/12		DD	SW 8270
Bis(2-chloroethyl)ether	ND	370	ug/Kg	03/20/12		DD	SW 8270
Bis(2-chloroisopropyl)ether	ND	260	ug/Kg	03/20/12		DD	SW 8270
Bis(2-ethylhexyl)phthalate	ND	260	ug/Kg	03/20/12		DD	SW 8270
Carbazole	910	560	ug/Kg	03/20/12		DD	SW 8270
Chrysene	2700	260	ug/Kg	03/20/12		DD	SW 8270
Dibenz(a,h)anthracene	500	260	ug/Kg	03/20/12		DD	SW 8270
Dibenzofuran	320	260	ug/Kg	03/20/12		DD	SW 8270
Diethyl phthalate	ND	260	ug/Kg	03/20/12		DD	SW 8270
Dimethylphthalate	ND	260	ug/Kg	03/20/12		DD	SW 8270
Di-n-butylphthalate	ND	260	ug/Kg	03/20/12		DD	SW 8270
Di-n-octylphthalate	ND	260	ug/Kg	03/20/12		DD	SW 8270
Fluoranthene	6100	260	ug/Kg	03/20/12		DD	SW 8270
Fluorene	440	260	ug/Kg	03/20/12		DD	SW 8270
Hexachlorobenzene	ND	260	ug/Kg	03/20/12		DD	SW 8270
Hexachlorobutadiene	ND	260	ug/Kg	03/20/12		DD	SW 8270
Hexachlorocyclopentadiene	ND	260	ug/Kg	03/20/12		DD	SW 8270
Hexachloroethane	ND	260	ug/Kg	03/20/12		DD	SW 8270
Indeno(1,2,3-cd)pyrene	1500	260	ug/Kg	03/20/12		DD	SW 8270
Isophorone	ND	260	ug/Kg	03/20/12		DD	SW 8270
Naphthalene	ND	260	ug/Kg	03/20/12		DD	SW 8270
Nitrobenzene	ND	260	ug/Kg	03/20/12		DD	SW 8270
N-Nitrosodimethylamine	ND	370	ug/Kg	03/20/12		DD	SW 8270
N-Nitrosodi-n-propylamine	ND	260	ug/Kg	03/20/12		DD	SW 8270
N-Nitrosodiphenylamine	ND	370	ug/Kg	03/20/12		DD	SW 8270
Pentachloronitrobenzene	ND	370	ug/Kg	03/20/12		DD	SW 8270
Pentachlorophenol	ND	370	ug/Kg	03/20/12		DD	SW 8270
Phenanthrene	5600	260	ug/Kg	03/20/12		DD	SW 8270
Phenol	ND	260	ug/Kg	03/20/12		DD	SW 8270
Pyrene	5400	260	ug/Kg	03/20/12		DD	SW 8270
Pyridine	ND	370	ug/Kg	03/20/12		DD	SW 8270
<u>QA/QC Surrogates</u>							
% 2,4,6-Tribromophenol	89		%	03/20/12		DD	15 - 130 %
% 2-Fluorobiphenyl	79		%	03/20/12		DD	15 - 130 %
% 2-Fluorophenol	67		%	03/20/12		DD	15 - 130 %
% Nitrobenzene-d5	82		%	03/20/12		DD	15 - 130 %
% Phenol-d5	71		%	03/20/12		DD	15 - 130 %
% Terphenyl-d14	84		%	03/20/12		DD	15 - 130 %

Parameter	Result	RL	Units	Date	Time	By	Reference
-----------	--------	----	-------	------	------	----	-----------


1 = This parameter is not certified by NY NELAC for this matrix. NY NELAC does not offer certification for all parameters.
3 = This parameter exceeds laboratory specified limits.

Comments:

If there are any questions regarding this data, please call Phoenix Client Services at extension 200.

ND=Not detected BDL=Below Detection Level RL=Reporting Level

This report must not be reproduced except in full as defined by the attached chain of custody.



Phyllis Shiller, Laboratory Director

March 26, 2012



Environmental Laboratories, Inc.
 587 East Middle Turnpike, P.O.Box 370, Manchester, CT 06045
 Tel. (860) 645-1102 Fax (860) 645-0823

Analysis Report

March 26, 2012

FOR: Attn: Mr. Charles B. Sosik, P.G.
 Environmental Business Consultants
 1808 Middle Country Rd
 Ridge NY 11961-2406

Sample Information

Matrix: SOLID
 Location Code: EBC
 Rush Request: 72 Hour
 P.O.#:

Custody Information

Collected by:
 Received by: SW
 Analyzed by: see "By" below

Date Time
 03/16/12 9:10
 03/19/12 17:21

Laboratory Data

SDG ID: GBB5453
 Phoenix ID: BB5454

Project ID: 11 JACKSON ST BKLYN NY

Client ID: B1 4-6 FT

Parameter	Result	RL	Units	Date	Time	By	Reference
Silver	< 0.36	0.36	mg/Kg	03/20/12		LK	6010/200.7
Aluminum	8910	53	mg/Kg	03/21/12		LK	6010/200.7
Arsenic	3.49	0.71	mg/Kg	03/20/12		LK	6010/200.7
Barium	74.2	0.36	mg/Kg	03/20/12		LK	6010/200.7
Beryllium	0.40	0.28	mg/Kg	03/20/12		LK	6010/200.7
Calcium	4710	5.3	mg/Kg	03/20/12		LK	6010/200.7
Cadmium	< 0.36	0.36	mg/Kg	03/20/12		LK	6010/200.7
Cobalt	5.91	0.36	mg/Kg	03/20/12		LK	6010/200.7
Chromium	19.7	0.36	mg/Kg	03/20/12		LK	6010/200.7
Copper	30.7	0.36	mg/kg	03/20/12		LK	6010/200.7
Iron	24000	53	mg/Kg	03/21/12		LK	6010/200.7
Mercury	0.56	0.07	mg/Kg	03/20/12		RS	SW-7471
Potassium	1100	5.3	mg/Kg	03/20/12		LK	6010/200.7
Magnesium	2000	5.3	mg/Kg	03/20/12		LK	6010/200.7
Manganese	408	3.6	mg/Kg	03/21/12		LK	6010/200.7
Sodium	167	5.3	mg/Kg	03/20/12		LK	6010/200.7
Nickel	11.8	0.36	mg/Kg	03/20/12		LK	6010/200.7
Lead	151	0.36	mg/Kg	03/20/12		LK	6010/200.7
Antimony	< 3.6	3.6	mg/Kg	03/20/12		LK	6010/200.7
Selenium	< 1.4	1.4	mg/Kg	03/20/12		LK	6010/200.7
Thallium	< 3.2	3.2	mg/Kg	03/20/12		LK	6010/200.7
Total Metals Digest	Completed			03/19/12		B/T	SW846 - 3050
Vanadium	25.9	0.36	mg/Kg	03/20/12		LK	6010/200.7
Zinc	101	0.36	mg/Kg	03/20/12		LK	6010/200.7
Percent Solid	88		%	03/19/12		JL	E160.3
Soil Extraction for PCB	Completed			03/19/12		BB	SW3545
Soil Extraction for Pesticide	Completed			03/19/12		BB/F	SW3545
Soil Extraction for SVOA	Completed			03/19/12		BS/R	SW3545

Parameter	Result	RL	Units	Date	Time	By	Reference
Mercury Digestion	Completed			03/20/12		X/X	SW7471
<u>Polychlorinated Biphenyls</u>							
PCB-1016	ND	370	ug/Kg	03/20/12		AW	SW 8082
PCB-1221	ND	370	ug/Kg	03/20/12		AW	SW 8082
PCB-1232	ND	370	ug/Kg	03/20/12		AW	SW 8082
PCB-1242	ND	370	ug/Kg	03/20/12		AW	SW 8082
PCB-1248	ND	370	ug/Kg	03/20/12		AW	SW 8082
PCB-1254	ND	370	ug/Kg	03/20/12		AW	SW 8082
PCB-1260	ND	370	ug/Kg	03/20/12		AW	SW 8082
PCB-1262	ND	370	ug/Kg	03/20/12		AW	SW 8082
PCB-1268	ND	370	ug/Kg	03/20/12		AW	SW 8082
<u>QA/QC Surrogates</u>							
% DCBP	92		%	03/20/12		AW	30 - 150 %
% TCMX	64		%	03/20/12		AW	30 - 150 %
<u>Pesticides</u>							
4,4' -DDD	ND	36	ug/Kg	03/21/12		MR	SW8081
4,4' -DDE	ND	36	ug/Kg	03/21/12		MR	SW8081
4,4' -DDT	ND	36	ug/Kg	03/21/12		MR	SW8081
a-BHC	ND	18	ug/Kg	03/21/12		MR	SW8081
Alachlor	ND	18	ug/Kg	03/21/12		MR	SW8081
Aldrin	ND	5.6	ug/Kg	03/21/12		MR	SW8081
b-BHC	ND	18	ug/Kg	03/21/12		MR	SW8081
Chlordane	ND	56	ug/Kg	03/21/12		MR	SW8081
d-BHC	ND	18	ug/Kg	03/21/12		MR	SW8081
Dieldrin	ND	5.6	ug/Kg	03/21/12		MR	SW8081
Endosulfan I	ND	18	ug/Kg	03/21/12		MR	SW8081
Endosulfan II	ND	36	ug/Kg	03/21/12		MR	SW8081
Endosulfan sulfate	ND	36	ug/Kg	03/21/12		MR	SW8081
Endrin	ND	36	ug/Kg	03/21/12		MR	SW8081
Endrin aldehyde	ND	36	ug/Kg	03/21/12		MR	SW8081
Endrin ketone	ND	36	ug/Kg	03/21/12		MR	SW8081
g-BHC	ND	5.6	ug/Kg	03/21/12		MR	SW8081
Heptachlor	ND	11	ug/Kg	03/21/12		MR	SW8081
Heptachlor epoxide	ND	18	ug/Kg	03/21/12		MR	SW8081
Methoxychlor	ND	180	ug/Kg	03/21/12		MR	SW8081
Toxaphene	ND	180	ug/Kg	03/21/12		MR	SW8081
<u>QA/QC Surrogates</u>							
% DCBP	92		%	03/21/12		MR	30 - 150 %
% TCMX	86		%	03/21/12		MR	30 - 150 %
<u>Volatiles</u>							
1,1,1,2-Tetrachloroethane	ND	5.7	ug/Kg	03/21/12		H/J	SW8260
1,1,1-Trichloroethane	ND	5.7	ug/Kg	03/21/12		H/J	SW8260
1,1,2,2-Tetrachloroethane	ND	5.7	ug/Kg	03/21/12		H/J	SW8260
1,1,2-Trichloroethane	ND	5.7	ug/Kg	03/21/12		H/J	SW8260
1,1-Dichloroethane	ND	5.7	ug/Kg	03/21/12		H/J	SW8260
1,1-Dichloroethene	ND	5.7	ug/Kg	03/21/12		H/J	SW8260
1,1-Dichloropropene	ND	5.7	ug/Kg	03/21/12		H/J	SW8260
1,2,3-Trichlorobenzene	ND	5.7	ug/Kg	03/21/12		H/J	SW8260

Client ID: B1 4-6 FT

Parameter	Result	RL	Units	Date	Time	By	Reference
1,2,3-Trichloropropane	ND	5.7	ug/Kg	03/21/12		H/J	SW8260
1,2,4-Trichlorobenzene	ND	5.7	ug/Kg	03/21/12		H/J	SW8260 1
1,2,4-Trimethylbenzene	ND	5.7	ug/Kg	03/21/12		H/J	SW8260
1,2-Dibromo-3-chloropropane	ND	5.7	ug/Kg	03/21/12		H/J	SW8260
1,2-Dichlorobenzene	ND	5.7	ug/Kg	03/21/12		H/J	SW8260
1,2-Dichloroethane	ND	5.7	ug/Kg	03/21/12		H/J	SW8260
1,2-Dichloropropane	ND	5.7	ug/Kg	03/21/12		H/J	SW8260
1,3,5-Trimethylbenzene	ND	5.7	ug/Kg	03/21/12		H/J	SW8260
1,3-Dichlorobenzene	ND	5.7	ug/Kg	03/21/12		H/J	SW8260
1,3-Dichloropropane	ND	5.7	ug/Kg	03/21/12		H/J	SW8260
1,4-Dichlorobenzene	ND	5.7	ug/Kg	03/21/12		H/J	SW8260
2,2-Dichloropropane	ND	5.7	ug/Kg	03/21/12		H/J	SW8260
2-Chlorotoluene	ND	5.7	ug/Kg	03/21/12		H/J	SW8260
2-Hexanone	ND	28	ug/Kg	03/21/12		H/J	SW8260
2-Isopropyltoluene	ND	5.7	ug/Kg	03/21/12		H/J	SW8260 1
4-Chlorotoluene	ND	5.7	ug/Kg	03/21/12		H/J	SW8260
4-Methyl-2-pentanone	ND	28	ug/Kg	03/21/12		H/J	SW8260
Acetone	ND	28	ug/Kg	03/21/12		H/J	SW8260
Acrylonitrile	ND	11	ug/Kg	03/21/12		H/J	SW8260
Benzene	ND	5.7	ug/Kg	03/21/12		H/J	SW8260
Bromobenzene	ND	5.7	ug/Kg	03/21/12		H/J	SW8260
Bromochloromethane	ND	5.7	ug/Kg	03/21/12		H/J	SW8260
Bromodichloromethane	ND	5.7	ug/Kg	03/21/12		H/J	SW8260
Bromoform	ND	5.7	ug/Kg	03/21/12		H/J	SW8260
Bromomethane	ND	5.7	ug/Kg	03/21/12		H/J	SW8260
Carbon Disulfide	ND	5.7	ug/Kg	03/21/12		H/J	SW8260
Carbon tetrachloride	ND	5.7	ug/Kg	03/21/12		H/J	SW8260
Chlorobenzene	ND	5.7	ug/Kg	03/21/12		H/J	SW8260
Chloroethane	ND	5.7	ug/Kg	03/21/12		H/J	SW8260
Chloroform	ND	5.7	ug/Kg	03/21/12		H/J	SW8260
Chloromethane	ND	5.7	ug/Kg	03/21/12		H/J	SW8260
cis-1,2-Dichloroethene	ND	5.7	ug/Kg	03/21/12		H/J	SW8260
cis-1,3-Dichloropropene	ND	5.7	ug/Kg	03/21/12		H/J	SW8260
Dibromochloromethane	ND	5.7	ug/Kg	03/21/12		H/J	SW8260
Dibromoethane	ND	5.7	ug/Kg	03/21/12		H/J	SW8260 1
Dibromomethane	ND	5.7	ug/Kg	03/21/12		H/J	SW8260
Dichlorodifluoromethane	ND	5.7	ug/Kg	03/21/12		H/J	SW8260
Ethylbenzene	ND	5.7	ug/Kg	03/21/12		H/J	SW8260
Hexachlorobutadiene	ND	5.7	ug/Kg	03/21/12		H/J	SW8260 1
Isopropylbenzene	ND	5.7	ug/Kg	03/21/12		H/J	SW8260
m&p-Xylene	ND	5.7	ug/Kg	03/21/12		H/J	SW8260
Methyl Ethyl Ketone	ND	28	ug/Kg	03/21/12		H/J	SW8260
Methyl t-butyl ether (MTBE)	ND	11	ug/Kg	03/21/12		H/J	SW8260
Methylene chloride	ND	22	ug/Kg	03/21/12		H/J	SW8260
Naphthalene	ND	5.7	ug/Kg	03/21/12		H/J	SW8260
n-Butylbenzene	ND	5.7	ug/Kg	03/21/12		H/J	SW8260
n-Propylbenzene	ND	5.7	ug/Kg	03/21/12		H/J	SW8260
o-Xylene	ND	5.7	ug/Kg	03/21/12		H/J	SW8260
p-Isopropyltoluene	ND	5.7	ug/Kg	03/21/12		H/J	SW8260
sec-Butylbenzene	ND	5.7	ug/Kg	03/21/12		H/J	SW8260

Client ID: B1 4-6 FT

Parameter	Result	RL	Units	Date	Time	By	Reference
Styrene	ND	5.7	ug/Kg	03/21/12		H/J	SW8260
tert-Butylbenzene	ND	5.7	ug/Kg	03/21/12		H/J	SW8260
Tetrachloroethene	ND	5.7	ug/Kg	03/21/12		H/J	SW8260
Tetrahydrofuran (THF)	ND	11	ug/Kg	03/21/12		H/J	SW8260
Toluene	ND	5.7	ug/Kg	03/21/12		H/J	SW8260
Total Xylenes	ND	5.7	ug/Kg	03/21/12		H/J	SW8260
trans-1,2-Dichloroethene	ND	5.7	ug/Kg	03/21/12		H/J	SW8260
trans-1,3-Dichloropropene	ND	5.7	ug/Kg	03/21/12		H/J	SW8260
trans-1,4-dichloro-2-butene	ND	11	ug/Kg	03/21/12		H/J	SW8260
Trichloroethene	ND	5.7	ug/Kg	03/21/12		H/J	SW8260
Trichlorofluoromethane	ND	5.7	ug/Kg	03/21/12		H/J	SW8260
Trichlorotrifluoroethane	ND	5.7	ug/Kg	03/21/12		H/J	SW8260
Vinyl chloride	ND	5.7	ug/Kg	03/21/12		H/J	SW8260
<u>QA/QC Surrogates</u>							
% 1,2-dichlorobenzene-d4	103		%	03/21/12		H/J	70 - 130 %
% Bromofluorobenzene	87		%	03/21/12		H/J	70 - 130 %
% Dibromofluoromethane	99		%	03/21/12		H/J	70 - 130 %
% Toluene-d8	102		%	03/21/12		H/J	70 - 130 %
<u>Semivolatiles</u>							
1,2,4,5-Tetrachlorobenzene	ND	260	ug/Kg	03/20/12		DD	SW 8270
1,2,4-Trichlorobenzene	ND	260	ug/Kg	03/20/12		DD	SW 8270
1,2-Dichlorobenzene	ND	260	ug/Kg	03/20/12		DD	SW 8270
1,3-Dichlorobenzene	ND	260	ug/Kg	03/20/12		DD	SW 8270
1,4-Dichlorobenzene	ND	260	ug/Kg	03/20/12		DD	SW 8270
2,4,5-Trichlorophenol	ND	260	ug/Kg	03/20/12		DD	SW 8270
2,4,6-Trichlorophenol	ND	260	ug/Kg	03/20/12		DD	SW 8270
2,4-Dichlorophenol	ND	260	ug/Kg	03/20/12		DD	SW 8270
2,4-Dimethylphenol	ND	260	ug/Kg	03/20/12		DD	SW 8270
2,4-Dinitrophenol	ND	600	ug/Kg	03/20/12		DD	SW 8270
2,4-Dinitrotoluene	ND	260	ug/Kg	03/20/12		DD	SW 8270
2,6-Dinitrotoluene	ND	260	ug/Kg	03/20/12		DD	SW 8270
2-Chloronaphthalene	ND	260	ug/Kg	03/20/12		DD	SW 8270
2-Chlorophenol	ND	260	ug/Kg	03/20/12		DD	SW 8270
2-Methylnaphthalene	ND	260	ug/Kg	03/20/12		DD	SW 8270
2-Methylphenol (o-cresol)	ND	260	ug/Kg	03/20/12		DD	SW 8270
2-Nitroaniline	ND	600	ug/Kg	03/20/12		DD	SW 8270
2-Nitrophenol	ND	260	ug/Kg	03/20/12		DD	SW 8270
3&4-Methylphenol (m&p-cresol)	ND	380	ug/Kg	03/20/12		DD	SW 8270
3,3'-Dichlorobenzidine	ND	260	ug/Kg	03/20/12		DD	SW 8270
3-Nitroaniline	ND	600	ug/Kg	03/20/12		DD	SW 8270
4,6-Dinitro-2-methylphenol	ND	1100	ug/Kg	03/20/12		DD	SW 8270
4-Bromophenyl phenyl ether	ND	380	ug/Kg	03/20/12		DD	SW 8270
4-Chloro-3-methylphenol	ND	260	ug/Kg	03/20/12		DD	SW 8270
4-Chloroaniline	ND	260	ug/Kg	03/20/12		DD	SW 8270
4-Chlorophenyl phenyl ether	ND	260	ug/Kg	03/20/12		DD	SW 8270
4-Nitroaniline	ND	600	ug/Kg	03/20/12		DD	SW 8270
4-Nitrophenol	ND	1100	ug/Kg	03/20/12		DD	SW 8270
Acenaphthene	ND	260	ug/Kg	03/20/12		DD	SW 8270
Acenaphthylene	ND	260	ug/Kg	03/20/12		DD	SW 8270
Acetophenone	ND	260	ug/Kg	03/20/12		DD	SW 8270

Client ID: B1 4-6 FT

Parameter	Result	RL	Units	Date	Time	By	Reference
Aniline	ND	1100	ug/Kg	03/20/12		DD	SW 8270 1
Anthracene	ND	260	ug/Kg	03/20/12		DD	SW 8270
Azobenzene	ND	380	ug/Kg	03/20/12		DD	SW 8270 1
Benz(a)anthracene	ND	260	ug/Kg	03/20/12		DD	SW 8270
Benzdine	ND	450	ug/Kg	03/20/12		DD	SW 8270
Benzo(a)pyrene	ND	260	ug/Kg	03/20/12		DD	SW 8270
Benzo(b)fluoranthene	ND	260	ug/Kg	03/20/12		DD	SW 8270
Benzo(ghi)perylene	ND	260	ug/Kg	03/20/12		DD	SW 8270
Benzo(k)fluoranthene	ND	260	ug/Kg	03/20/12		DD	SW 8270
Benzoic acid	ND	1100	ug/Kg	03/20/12		DD	SW 8270 1
Benzyl butyl phthalate	ND	260	ug/Kg	03/20/12		DD	SW 8270
Bis(2-chloroethoxy)methane	ND	260	ug/Kg	03/20/12		DD	SW 8270
Bis(2-chloroethyl)ether	ND	380	ug/Kg	03/20/12		DD	SW 8270
Bis(2-chloroisopropyl)ether	ND	260	ug/Kg	03/20/12		DD	SW 8270
Bis(2-ethylhexyl)phthalate	ND	260	ug/Kg	03/20/12		DD	SW 8270
Carbazole	ND	570	ug/Kg	03/20/12		DD	SW 8270
Chrysene	ND	260	ug/Kg	03/20/12		DD	SW 8270
Dibenz(a,h)anthracene	ND	260	ug/Kg	03/20/12		DD	SW 8270
Dibenzofuran	ND	260	ug/Kg	03/20/12		DD	SW 8270
Diethyl phthalate	ND	260	ug/Kg	03/20/12		DD	SW 8270
Dimethylphthalate	ND	260	ug/Kg	03/20/12		DD	SW 8270
Di-n-butylphthalate	ND	260	ug/Kg	03/20/12		DD	SW 8270
Di-n-octylphthalate	ND	260	ug/Kg	03/20/12		DD	SW 8270
Fluoranthene	ND	260	ug/Kg	03/20/12		DD	SW 8270
Fluorene	ND	260	ug/Kg	03/20/12		DD	SW 8270
Hexachlorobenzene	ND	260	ug/Kg	03/20/12		DD	SW 8270
Hexachlorobutadiene	ND	260	ug/Kg	03/20/12		DD	SW 8270
Hexachlorocyclopentadiene	ND	260	ug/Kg	03/20/12		DD	SW 8270
Hexachloroethane	ND	260	ug/Kg	03/20/12		DD	SW 8270
Indeno(1,2,3-cd)pyrene	ND	260	ug/Kg	03/20/12		DD	SW 8270
Isophorone	ND	260	ug/Kg	03/20/12		DD	SW 8270
Naphthalene	ND	260	ug/Kg	03/20/12		DD	SW 8270
Nitrobenzene	ND	260	ug/Kg	03/20/12		DD	SW 8270
N-Nitrosodimethylamine	ND	380	ug/Kg	03/20/12		DD	SW 8270
N-Nitrosodi-n-propylamine	ND	260	ug/Kg	03/20/12		DD	SW 8270
N-Nitrosodiphenylamine	ND	380	ug/Kg	03/20/12		DD	SW 8270
Pentachloronitrobenzene	ND	380	ug/Kg	03/20/12		DD	SW 8270
Pentachlorophenol	ND	380	ug/Kg	03/20/12		DD	SW 8270
Phenanthrene	ND	260	ug/Kg	03/20/12		DD	SW 8270
Phenol	ND	260	ug/Kg	03/20/12		DD	SW 8270
Pyrene	ND	260	ug/Kg	03/20/12		DD	SW 8270
Pyridine	ND	380	ug/Kg	03/20/12		DD	SW 8270
<u>QA/QC Surrogates</u>							
% 2,4,6-Tribromophenol	93		%	03/20/12		DD	15 - 130 %
% 2-Fluorobiphenyl	77		%	03/20/12		DD	15 - 130 %
% 2-Fluorophenol	71		%	03/20/12		DD	15 - 130 %
% Nitrobenzene-d5	79		%	03/20/12		DD	15 - 130 %
% Phenol-d5	77		%	03/20/12		DD	15 - 130 %
% Terphenyl-d14	83		%	03/20/12		DD	15 - 130 %

Parameter	Result	RL	Units	Date	Time	By	Reference
-----------	--------	----	-------	------	------	----	-----------


1 = This parameter is not certified by NY NELAC for this matrix. NY NELAC does not offer certification for all parameters.

Comments:

If there are any questions regarding this data, please call Phoenix Client Services at extension 200.

ND=Not detected BDL=Below Detection Level RL=Reporting Level

This report must not be reproduced except in full as defined by the attached chain of custody.



Phyllis Shiller, Laboratory Director

March 26, 2012



Environmental Laboratories, Inc.
 587 East Middle Turnpike, P.O.Box 370, Manchester, CT 06045
 Tel. (860) 645-1102 Fax (860) 645-0823

Analysis Report

March 26, 2012

FOR: Attn: Mr. Charles B. Sosik, P.G.
 Environmental Business Consultants
 1808 Middle Country Rd
 Ridge NY 11961-2406

Sample Information

Matrix: SOLID
 Location Code: EBC
 Rush Request: 72 Hour
 P.O.#:

Custody Information

Collected by:
 Received by: SW
 Analyzed by: see "By" below

Date Time
 03/16/12 9:30
 03/19/12 17:21

Laboratory Data

SDG ID: GBB5453
 Phoenix ID: BB5455

Project ID: 11 JACKSON ST BKLYN NY

Client ID: B2 0-2 FT

Parameter	Result	RL	Units	Date	Time	By	Reference
Silver	< 0.50	0.50	mg/Kg	03/20/12		LK	6010/200.7
Aluminum	5940	56	mg/Kg	03/21/12		LK	6010/200.7
Arsenic	13.2	0.75	mg/Kg	03/20/12		LK	6010/200.7
Barium	689	0.37	mg/Kg	03/20/12		LK	6010/200.7
Beryllium	0.32	0.30	mg/Kg	03/20/12		LK	6010/200.7
Calcium	20300	56	mg/Kg	03/21/12		LK	6010/200.7
Cadmium	0.61	0.37	mg/Kg	03/20/12		LK	6010/200.7
Cobalt	6.43	0.37	mg/Kg	03/20/12		LK	6010/200.7
Chromium	20.2	0.37	mg/Kg	03/20/12		LK	6010/200.7
Copper	156	0.37	mg/kg	03/20/12		LK	6010/200.7
Iron	28000	56	mg/Kg	03/21/12		LK	6010/200.7
Mercury	1.59	0.07	mg/Kg	03/20/12		RS	SW-7471
Potassium	1010	5.6	mg/Kg	03/20/12		LK	6010/200.7
Magnesium	2840	5.6	mg/Kg	03/20/12		LK	6010/200.7
Manganese	319	3.7	mg/Kg	03/21/12		LK	6010/200.7
Sodium	295	5.6	mg/Kg	03/20/12		LK	6010/200.7
Nickel	18.7	0.37	mg/Kg	03/20/12		LK	6010/200.7
Lead	1590	3.7	mg/Kg	03/21/12		LK	6010/200.7
Antimony	< 10	10	mg/Kg	03/21/12		LK	6010/200.7
Selenium	< 1.5	1.5	mg/Kg	03/20/12		LK	6010/200.7
Thallium	< 3.4	3.4	mg/Kg	03/20/12		LK	6010/200.7
Total Metals Digest	Completed			03/19/12		B/T	SW846 - 3050
Vanadium	21.2	0.37	mg/Kg	03/20/12		LK	6010/200.7
Zinc	620	3.7	mg/Kg	03/21/12		LK	6010/200.7
Percent Solid	87		%	03/19/12		JL	E160.3
Soil Extraction for PCB	Completed			03/19/12		BB	SW3545
Soil Extraction for Pesticide	Completed			03/19/12		BB/F	SW3545
Soil Extraction for SVOA	Completed			03/19/12		BS/R	SW3545

Parameter	Result	RL	Units	Date	Time	By	Reference
Mercury Digestion	Completed			03/20/12		X/X	SW7471
<u>Polychlorinated Biphenyls</u>							
PCB-1016	ND	380	ug/Kg	03/20/12		AW	SW 8082
PCB-1221	ND	380	ug/Kg	03/20/12		AW	SW 8082
PCB-1232	ND	380	ug/Kg	03/20/12		AW	SW 8082
PCB-1242	ND	380	ug/Kg	03/20/12		AW	SW 8082
PCB-1248	ND	380	ug/Kg	03/20/12		AW	SW 8082
PCB-1254	ND	380	ug/Kg	03/20/12		AW	SW 8082
PCB-1260	ND	380	ug/Kg	03/20/12		AW	SW 8082
PCB-1262	ND	380	ug/Kg	03/20/12		AW	SW 8082
PCB-1268	ND	380	ug/Kg	03/20/12		AW	SW 8082
<u>QA/QC Surrogates</u>							
% DCBP	94		%	03/20/12		AW	30 - 150 %
% TCMX	63		%	03/20/12		AW	30 - 150 %
<u>Pesticides</u>							
4,4' -DDD	ND	36	ug/Kg	03/21/12		MR	SW8081
4,4' -DDE	ND	36	ug/Kg	03/21/12		MR	SW8081
4,4' -DDT	ND	36	ug/Kg	03/21/12		MR	SW8081
a-BHC	ND	18	ug/Kg	03/21/12		MR	SW8081
Alachlor	ND	18	ug/Kg	03/21/12		MR	SW8081
Aldrin	ND	5.7	ug/Kg	03/21/12		MR	SW8081
b-BHC	ND	18	ug/Kg	03/21/12		MR	SW8081
Chlordane	ND	57	ug/Kg	03/21/12		MR	SW8081
d-BHC	ND	18	ug/Kg	03/21/12		MR	SW8081
Dieldrin	ND	5.7	ug/Kg	03/21/12		MR	SW8081
Endosulfan I	ND	18	ug/Kg	03/21/12		MR	SW8081
Endosulfan II	ND	36	ug/Kg	03/21/12		MR	SW8081
Endosulfan sulfate	ND	36	ug/Kg	03/21/12		MR	SW8081
Endrin	ND	36	ug/Kg	03/21/12		MR	SW8081
Endrin aldehyde	ND	36	ug/Kg	03/21/12		MR	SW8081
Endrin ketone	ND	36	ug/Kg	03/21/12		MR	SW8081
g-BHC	ND	5.7	ug/Kg	03/21/12		MR	SW8081
Heptachlor	ND	11	ug/Kg	03/21/12		MR	SW8081
Heptachlor epoxide	ND	18	ug/Kg	03/21/12		MR	SW8081
Methoxychlor	ND	180	ug/Kg	03/21/12		MR	SW8081
Toxaphene	ND	180	ug/Kg	03/21/12		MR	SW8081
<u>QA/QC Surrogates</u>							
% DCBP	100		%	03/21/12		MR	30 - 150 %
% TCMX	85		%	03/21/12		MR	30 - 150 %
<u>Volatiles</u>							
1,1,1,2-Tetrachloroethane	ND	5.7	ug/Kg	03/21/12		R/J	SW8260
1,1,1-Trichloroethane	ND	5.7	ug/Kg	03/21/12		R/J	SW8260
1,1,2,2-Tetrachloroethane	ND	5.7	ug/Kg	03/21/12		R/J	SW8260
1,1,2-Trichloroethane	ND	5.7	ug/Kg	03/21/12		R/J	SW8260
1,1-Dichloroethane	ND	5.7	ug/Kg	03/21/12		R/J	SW8260
1,1-Dichloroethene	ND	5.7	ug/Kg	03/21/12		R/J	SW8260
1,1-Dichloropropene	ND	5.7	ug/Kg	03/21/12		R/J	SW8260
1,2,3-Trichlorobenzene	ND	5.7	ug/Kg	03/21/12		R/J	SW8260

Client ID: B2 0-2 FT

Parameter	Result	RL	Units	Date	Time	By	Reference
1,2,3-Trichloropropane	ND	5.7	ug/Kg	03/21/12		R/J	SW8260
1,2,4-Trichlorobenzene	ND	5.7	ug/Kg	03/21/12		R/J	SW8260 1
1,2,4-Trimethylbenzene	ND	5.7	ug/Kg	03/21/12		R/J	SW8260
1,2-Dibromo-3-chloropropane	ND	5.7	ug/Kg	03/21/12		R/J	SW8260
1,2-Dichlorobenzene	ND	5.7	ug/Kg	03/21/12		R/J	SW8260
1,2-Dichloroethane	ND	5.7	ug/Kg	03/21/12		R/J	SW8260
1,2-Dichloropropane	ND	5.7	ug/Kg	03/21/12		R/J	SW8260
1,3,5-Trimethylbenzene	ND	5.7	ug/Kg	03/21/12		R/J	SW8260
1,3-Dichlorobenzene	ND	5.7	ug/Kg	03/21/12		R/J	SW8260
1,3-Dichloropropane	ND	5.7	ug/Kg	03/21/12		R/J	SW8260
1,4-Dichlorobenzene	ND	5.7	ug/Kg	03/21/12		R/J	SW8260
2,2-Dichloropropane	ND	5.7	ug/Kg	03/21/12		R/J	SW8260
2-Chlorotoluene	ND	5.7	ug/Kg	03/21/12		R/J	SW8260
2-Hexanone	ND	29	ug/Kg	03/21/12		R/J	SW8260
2-Isopropyltoluene	ND	5.7	ug/Kg	03/21/12		R/J	SW8260 1
4-Chlorotoluene	ND	5.7	ug/Kg	03/21/12		R/J	SW8260
4-Methyl-2-pentanone	ND	29	ug/Kg	03/21/12		R/J	SW8260
Acetone	ND	29	ug/Kg	03/21/12		R/J	SW8260
Acrylonitrile	ND	11	ug/Kg	03/21/12		R/J	SW8260
Benzene	ND	5.7	ug/Kg	03/21/12		R/J	SW8260
Bromobenzene	ND	5.7	ug/Kg	03/21/12		R/J	SW8260
Bromochloromethane	ND	5.7	ug/Kg	03/21/12		R/J	SW8260
Bromodichloromethane	ND	5.7	ug/Kg	03/21/12		R/J	SW8260
Bromoform	ND	5.7	ug/Kg	03/21/12		R/J	SW8260
Bromomethane	ND	5.7	ug/Kg	03/21/12		R/J	SW8260
Carbon Disulfide	ND	5.7	ug/Kg	03/21/12		R/J	SW8260
Carbon tetrachloride	ND	5.7	ug/Kg	03/21/12		R/J	SW8260
Chlorobenzene	ND	5.7	ug/Kg	03/21/12		R/J	SW8260
Chloroethane	ND	5.7	ug/Kg	03/21/12		R/J	SW8260
Chloroform	ND	5.7	ug/Kg	03/21/12		R/J	SW8260
Chloromethane	ND	5.7	ug/Kg	03/21/12		R/J	SW8260
cis-1,2-Dichloroethene	ND	5.7	ug/Kg	03/21/12		R/J	SW8260
cis-1,3-Dichloropropene	ND	5.7	ug/Kg	03/21/12		R/J	SW8260
Dibromochloromethane	ND	5.7	ug/Kg	03/21/12		R/J	SW8260
Dibromoethane	ND	5.7	ug/Kg	03/21/12		R/J	SW8260 1
Dibromomethane	ND	5.7	ug/Kg	03/21/12		R/J	SW8260
Dichlorodifluoromethane	ND	5.7	ug/Kg	03/21/12		R/J	SW8260
Ethylbenzene	ND	5.7	ug/Kg	03/21/12		R/J	SW8260
Hexachlorobutadiene	ND	5.7	ug/Kg	03/21/12		R/J	SW8260 1
Isopropylbenzene	ND	5.7	ug/Kg	03/21/12		R/J	SW8260
m&p-Xylene	ND	5.7	ug/Kg	03/21/12		R/J	SW8260
Methyl Ethyl Ketone	ND	29	ug/Kg	03/21/12		R/J	SW8260
Methyl t-butyl ether (MTBE)	ND	11	ug/Kg	03/21/12		R/J	SW8260
Methylene chloride	ND	57	ug/Kg	03/21/12		R/J	SW8260
Naphthalene	940	290	ug/Kg	03/21/12		R/J	SW8260
n-Butylbenzene	ND	5.7	ug/Kg	03/21/12		R/J	SW8260
n-Propylbenzene	ND	5.7	ug/Kg	03/21/12		R/J	SW8260
o-Xylene	ND	5.7	ug/Kg	03/21/12		R/J	SW8260
p-Isopropyltoluene	ND	5.7	ug/Kg	03/21/12		R/J	SW8260
sec-Butylbenzene	ND	5.7	ug/Kg	03/21/12		R/J	SW8260

Client ID: B2 0-2 FT

Parameter	Result	RL	Units	Date	Time	By	Reference
Styrene	ND	5.7	ug/Kg	03/21/12		R/J	SW8260
tert-Butylbenzene	ND	5.7	ug/Kg	03/21/12		R/J	SW8260
Tetrachloroethene	5.9	5.7	ug/Kg	03/21/12		R/J	SW8260
Tetrahydrofuran (THF)	ND	11	ug/Kg	03/21/12		R/J	SW8260
Toluene	ND	5.7	ug/Kg	03/21/12		R/J	SW8260
Total Xylenes	ND	5.7	ug/Kg	03/21/12		R/J	SW8260
trans-1,2-Dichloroethene	ND	5.7	ug/Kg	03/21/12		R/J	SW8260
trans-1,3-Dichloropropene	ND	5.7	ug/Kg	03/21/12		R/J	SW8260
trans-1,4-dichloro-2-butene	ND	11	ug/Kg	03/21/12		R/J	SW8260
Trichloroethene	75	5.7	ug/Kg	03/21/12		R/J	SW8260
Trichlorofluoromethane	ND	5.7	ug/Kg	03/21/12		R/J	SW8260
Trichlorotrifluoroethane	ND	5.7	ug/Kg	03/21/12		R/J	SW8260
Vinyl chloride	ND	5.7	ug/Kg	03/21/12		R/J	SW8260
<u>QA/QC Surrogates</u>							
% 1,2-dichlorobenzene-d4	108		%	03/21/12		R/J	70 - 130 %
% Bromofluorobenzene	80		%	03/21/12		R/J	70 - 130 %
% Dibromofluoromethane	97		%	03/21/12		R/J	70 - 130 %
% Toluene-d8	100		%	03/21/12		R/J	70 - 130 %
<u>Semivolatiles</u>							
1,2,4,5-Tetrachlorobenzene	ND	520	ug/Kg	03/20/12		DD	SW 8270
1,2,4-Trichlorobenzene	ND	520	ug/Kg	03/20/12		DD	SW 8270
1,2-Dichlorobenzene	ND	520	ug/Kg	03/20/12		DD	SW 8270
1,3-Dichlorobenzene	ND	520	ug/Kg	03/20/12		DD	SW 8270
1,4-Dichlorobenzene	ND	520	ug/Kg	03/20/12		DD	SW 8270
2,4,5-Trichlorophenol	ND	520	ug/Kg	03/20/12		DD	SW 8270
2,4,6-Trichlorophenol	ND	520	ug/Kg	03/20/12		DD	SW 8270
2,4-Dichlorophenol	ND	520	ug/Kg	03/20/12		DD	SW 8270
2,4-Dimethylphenol	ND	520	ug/Kg	03/20/12		DD	SW 8270
2,4-Dinitrophenol	ND	1200	ug/Kg	03/20/12		DD	SW 8270
2,4-Dinitrotoluene	ND	520	ug/Kg	03/20/12		DD	SW 8270
2,6-Dinitrotoluene	ND	520	ug/Kg	03/20/12		DD	SW 8270
2-Chloronaphthalene	ND	520	ug/Kg	03/20/12		DD	SW 8270
2-Chlorophenol	ND	520	ug/Kg	03/20/12		DD	SW 8270
2-Methylnaphthalene	9300	520	ug/Kg	03/20/12		DD	SW 8270
2-Methylphenol (o-cresol)	ND	520	ug/Kg	03/20/12		DD	SW 8270
2-Nitroaniline	ND	1200	ug/Kg	03/20/12		DD	SW 8270
2-Nitrophenol	ND	520	ug/Kg	03/20/12		DD	SW 8270
3&4-Methylphenol (m&p-cresol)	ND	750	ug/Kg	03/20/12		DD	SW 8270
3,3'-Dichlorobenzidine	ND	520	ug/Kg	03/20/12		DD	SW 8270
3-Nitroaniline	ND	1200	ug/Kg	03/20/12		DD	SW 8270
4,6-Dinitro-2-methylphenol	ND	2200	ug/Kg	03/20/12		DD	SW 8270
4-Bromophenyl phenyl ether	ND	750	ug/Kg	03/20/12		DD	SW 8270
4-Chloro-3-methylphenol	ND	520	ug/Kg	03/20/12		DD	SW 8270
4-Chloroaniline	ND	520	ug/Kg	03/20/12		DD	SW 8270
4-Chlorophenyl phenyl ether	ND	520	ug/Kg	03/20/12		DD	SW 8270
4-Nitroaniline	ND	1200	ug/Kg	03/20/12		DD	SW 8270
4-Nitrophenol	ND	2200	ug/Kg	03/20/12		DD	SW 8270
Acenaphthene	9500	520	ug/Kg	03/20/12		DD	SW 8270
Acenaphthylene	1800	520	ug/Kg	03/20/12		DD	SW 8270
Acetophenone	ND	520	ug/Kg	03/20/12		DD	SW 8270

Client ID: B2 0-2 FT

Parameter	Result	RL	Units	Date	Time	By	Reference
Aniline	ND	2200	ug/Kg	03/20/12		DD	SW 8270 1
Anthracene	19000	520	ug/Kg	03/20/12		DD	SW 8270
Azobenzene	ND	750	ug/Kg	03/20/12		DD	SW 8270 1
Benz(a)anthracene	43000	520	ug/Kg	03/20/12		DD	SW 8270
Benidine	ND	890	ug/Kg	03/20/12		DD	SW 8270
Benzo(a)pyrene	38000	520	ug/Kg	03/20/12		DD	SW 8270
Benzo(b)fluoranthene	50000	520	ug/Kg	03/20/12		DD	SW 8270
Benzo(ghi)perylene	24000	520	ug/Kg	03/20/12		DD	SW 8270
Benzo(k)fluoranthene	19000	520	ug/Kg	03/20/12		DD	SW 8270
Benzoic acid	ND	2200	ug/Kg	03/20/12		DD	SW 8270 1
Benzyl butyl phthalate	ND	520	ug/Kg	03/20/12		DD	SW 8270
Bis(2-chloroethoxy)methane	ND	520	ug/Kg	03/20/12		DD	SW 8270
Bis(2-chloroethyl)ether	ND	750	ug/Kg	03/20/12		DD	SW 8270
Bis(2-chloroisopropyl)ether	ND	520	ug/Kg	03/20/12		DD	SW 8270
Bis(2-ethylhexyl)phthalate	ND	520	ug/Kg	03/20/12		DD	SW 8270
Carbazole	12000	1100	ug/Kg	03/20/12		DD	SW 8270
Chrysene	36000	520	ug/Kg	03/20/12		DD	SW 8270
Dibenz(a,h)anthracene	11000	520	ug/Kg	03/20/12		DD	SW 8270
Dibenzofuran	9800	520	ug/Kg	03/20/12		DD	SW 8270
Diethyl phthalate	ND	520	ug/Kg	03/20/12		DD	SW 8270
Dimethylphthalate	ND	520	ug/Kg	03/20/12		DD	SW 8270
Di-n-butylphthalate	ND	520	ug/Kg	03/20/12		DD	SW 8270
Di-n-octylphthalate	ND	520	ug/Kg	03/20/12		DD	SW 8270
Fluoranthene	99000	520	ug/Kg	03/20/12		DD	SW 8270
Fluorene	9600	520	ug/Kg	03/20/12		DD	SW 8270
Hexachlorobenzene	ND	520	ug/Kg	03/20/12		DD	SW 8270
Hexachlorobutadiene	ND	520	ug/Kg	03/20/12		DD	SW 8270
Hexachlorocyclopentadiene	ND	520	ug/Kg	03/20/12		DD	SW 8270
Hexachloroethane	ND	520	ug/Kg	03/20/12		DD	SW 8270
Indeno(1,2,3-cd)pyrene	20000	520	ug/Kg	03/20/12		DD	SW 8270
Isophorone	ND	520	ug/Kg	03/20/12		DD	SW 8270
Naphthalene	17000	520	ug/Kg	03/20/12		DD	SW 8270
Nitrobenzene	ND	520	ug/Kg	03/20/12		DD	SW 8270
N-Nitrosodimethylamine	ND	750	ug/Kg	03/20/12		DD	SW 8270
N-Nitrosodi-n-propylamine	ND	520	ug/Kg	03/20/12		DD	SW 8270
N-Nitrosodiphenylamine	ND	750	ug/Kg	03/20/12		DD	SW 8270
Pentachloronitrobenzene	ND	750	ug/Kg	03/20/12		DD	SW 8270
Pentachlorophenol	ND	750	ug/Kg	03/20/12		DD	SW 8270
Phenanthrene	100000	520	ug/Kg	03/20/12		DD	SW 8270
Phenol	ND	520	ug/Kg	03/20/12		DD	SW 8270
Pyrene	86000	520	ug/Kg	03/20/12		DD	SW 8270
Pyridine	ND	750	ug/Kg	03/20/12		DD	SW 8270
<u>QA/QC Surrogates</u>							
% 2,4,6-Tribromophenol	89		%	03/20/12		DD	15 - 130 %
% 2-Fluorobiphenyl	74		%	03/20/12		DD	15 - 130 %
% 2-Fluorophenol	53		%	03/20/12		DD	15 - 130 %
% Nitrobenzene-d5	68		%	03/20/12		DD	15 - 130 %
% Phenol-d5	63		%	03/20/12		DD	15 - 130 %
% Terphenyl-d14	72		%	03/20/12		DD	15 - 130 %

Parameter	Result	RL	Units	Date	Time	By	Reference
-----------	--------	----	-------	------	------	----	-----------


1 = This parameter is not certified by NY NELAC for this matrix. NY NELAC does not offer certification for all parameters.

Comments:

If there are any questions regarding this data, please call Phoenix Client Services at extension 200.

ND=Not detected BDL=Below Detection Level RL=Reporting Level

This report must not be reproduced except in full as defined by the attached chain of custody.



Phyllis Shiller, Laboratory Director

March 26, 2012



Environmental Laboratories, Inc.
 587 East Middle Turnpike, P.O.Box 370, Manchester, CT 06045
 Tel. (860) 645-1102 Fax (860) 645-0823

Analysis Report

March 26, 2012

FOR: Attn: Mr. Charles B. Sosik, P.G.
 Environmental Business Consultants
 1808 Middle Country Rd
 Ridge NY 11961-2406

Sample Information

Matrix: SOLID
 Location Code: EBC
 Rush Request: 72 Hour
 P.O.#:

Custody Information

Collected by:
 Received by: SW
 Analyzed by: see "By" below

Date

03/16/12
 03/19/12

Time

9:40
 17:21

Laboratory Data

SDG ID: GBB5453
 Phoenix ID: BB5456

Project ID: 11 JACKSON ST BKLYN NY

Client ID: B2 4-6 FT

Parameter	Result	RL	Units	Date	Time	By	Reference
Silver	< 0.35	0.35	mg/Kg	03/20/12		LK	6010/200.7
Aluminum	8090	52	mg/Kg	03/21/12		LK	6010/200.7
Arsenic	8.58	0.69	mg/Kg	03/20/12		LK	6010/200.7
Barium	243	0.35	mg/Kg	03/20/12		LK	6010/200.7
Beryllium	0.39	0.28	mg/Kg	03/20/12		LK	6010/200.7
Calcium	14600	52	mg/Kg	03/21/12		LK	6010/200.7
Cadmium	0.92	0.35	mg/Kg	03/20/12		LK	6010/200.7
Cobalt	6.50	0.35	mg/Kg	03/20/12		LK	6010/200.7
Chromium	28.8	0.35	mg/Kg	03/20/12		LK	6010/200.7
Copper	78.4	0.35	mg/kg	03/20/12		LK	6010/200.7
Iron	31800	52	mg/Kg	03/21/12		LK	6010/200.7
Mercury	2.60	0.07	mg/Kg	03/20/12		RS	SW-7471
Potassium	1230	5.2	mg/Kg	03/20/12		LK	6010/200.7
Magnesium	1930	5.2	mg/Kg	03/20/12		LK	6010/200.7
Manganese	398	3.5	mg/Kg	03/21/12		LK	6010/200.7
Sodium	279	5.2	mg/Kg	03/20/12		LK	6010/200.7
Nickel	14.6	0.35	mg/Kg	03/20/12		LK	6010/200.7
Lead	961	3.5	mg/Kg	03/21/12		LK	6010/200.7
Antimony	< 3.5	3.5	mg/Kg	03/20/12		LK	6010/200.7
Selenium	< 1.4	1.4	mg/Kg	03/20/12		LK	6010/200.7
Thallium	< 3.1	3.1	mg/Kg	03/20/12		LK	6010/200.7
Total Metals Digest	Completed			03/19/12		B/T	SW846 - 3050
Vanadium	27.2	0.35	mg/Kg	03/20/12		LK	6010/200.7
Zinc	1400	3.5	mg/Kg	03/21/12		LK	6010/200.7
Percent Solid	87		%	03/19/12		JL	E160.3
Soil Extraction for PCB	Completed			03/19/12		BB	SW3545
Soil Extraction for Pesticide	Completed			03/19/12		BB/F	SW3545
Soil Extraction for SVOA	Completed			03/19/12		BS/R	SW3545

Parameter	Result	RL	Units	Date	Time	By	Reference
Mercury Digestion	Completed			03/20/12		X/X	SW7471
<u>Polychlorinated Biphenyls</u>							
PCB-1016	ND	370	ug/Kg	03/20/12		AW	SW 8082
PCB-1221	ND	370	ug/Kg	03/20/12		AW	SW 8082
PCB-1232	ND	370	ug/Kg	03/20/12		AW	SW 8082
PCB-1242	ND	370	ug/Kg	03/20/12		AW	SW 8082
PCB-1248	ND	370	ug/Kg	03/20/12		AW	SW 8082
PCB-1254	ND	370	ug/Kg	03/20/12		AW	SW 8082
PCB-1260	ND	370	ug/Kg	03/20/12		AW	SW 8082
PCB-1262	ND	370	ug/Kg	03/20/12		AW	SW 8082
PCB-1268	ND	370	ug/Kg	03/20/12		AW	SW 8082
<u>QA/QC Surrogates</u>							
% DCBP	84		%	03/20/12		AW	30 - 150 %
% TCMX	59		%	03/20/12		AW	30 - 150 %
<u>Pesticides</u>							
4,4' -DDD	ND	36	ug/Kg	03/21/12		MR	SW8081
4,4' -DDE	ND	36	ug/Kg	03/21/12		MR	SW8081
4,4' -DDT	ND	36	ug/Kg	03/21/12		MR	SW8081
a-BHC	ND	18	ug/Kg	03/21/12		MR	SW8081
Alachlor	ND	18	ug/Kg	03/21/12		MR	SW8081
Aldrin	ND	5.6	ug/Kg	03/21/12		MR	SW8081
b-BHC	ND	18	ug/Kg	03/21/12		MR	SW8081
Chlordane	ND	56	ug/Kg	03/21/12		MR	SW8081
d-BHC	ND	18	ug/Kg	03/21/12		MR	SW8081
Dieldrin	ND	5.6	ug/Kg	03/21/12		MR	SW8081
Endosulfan I	ND	18	ug/Kg	03/21/12		MR	SW8081
Endosulfan II	ND	36	ug/Kg	03/21/12		MR	SW8081
Endosulfan sulfate	ND	36	ug/Kg	03/21/12		MR	SW8081
Endrin	ND	36	ug/Kg	03/21/12		MR	SW8081
Endrin aldehyde	ND	36	ug/Kg	03/21/12		MR	SW8081
Endrin ketone	ND	36	ug/Kg	03/21/12		MR	SW8081
g-BHC	ND	5.6	ug/Kg	03/21/12		MR	SW8081
Heptachlor	ND	11	ug/Kg	03/21/12		MR	SW8081
Heptachlor epoxide	ND	18	ug/Kg	03/21/12		MR	SW8081
Methoxychlor	ND	180	ug/Kg	03/21/12		MR	SW8081
Toxaphene	ND	180	ug/Kg	03/21/12		MR	SW8081
<u>QA/QC Surrogates</u>							
% DCBP	85		%	03/21/12		MR	30 - 150 %
% TCMX	77		%	03/21/12		MR	30 - 150 %
<u>Volatiles</u>							
1,1,1,2-Tetrachloroethane	ND	5.7	ug/Kg	03/21/12		H/J	SW8260
1,1,1-Trichloroethane	ND	5.7	ug/Kg	03/21/12		H/J	SW8260
1,1,2,2-Tetrachloroethane	ND	5.7	ug/Kg	03/21/12		H/J	SW8260
1,1,2-Trichloroethane	ND	5.7	ug/Kg	03/21/12		H/J	SW8260
1,1-Dichloroethane	ND	5.7	ug/Kg	03/21/12		H/J	SW8260
1,1-Dichloroethene	ND	5.7	ug/Kg	03/21/12		H/J	SW8260
1,1-Dichloropropene	ND	5.7	ug/Kg	03/21/12		H/J	SW8260
1,2,3-Trichlorobenzene	ND	5.7	ug/Kg	03/21/12		H/J	SW8260

Client ID: B2 4-6 FT

Parameter	Result	RL	Units	Date	Time	By	Reference
1,2,3-Trichloropropane	ND	5.7	ug/Kg	03/21/12		H/J	SW8260
1,2,4-Trichlorobenzene	ND	5.7	ug/Kg	03/21/12		H/J	SW8260
1,2,4-Trimethylbenzene	ND	5.7	ug/Kg	03/21/12		H/J	SW8260
1,2-Dibromo-3-chloropropane	ND	5.7	ug/Kg	03/21/12		H/J	SW8260
1,2-Dichlorobenzene	ND	5.7	ug/Kg	03/21/12		H/J	SW8260
1,2-Dichloroethane	ND	5.7	ug/Kg	03/21/12		H/J	SW8260
1,2-Dichloropropane	ND	5.7	ug/Kg	03/21/12		H/J	SW8260
1,3,5-Trimethylbenzene	ND	5.7	ug/Kg	03/21/12		H/J	SW8260
1,3-Dichlorobenzene	ND	5.7	ug/Kg	03/21/12		H/J	SW8260
1,3-Dichloropropane	ND	5.7	ug/Kg	03/21/12		H/J	SW8260
1,4-Dichlorobenzene	ND	5.7	ug/Kg	03/21/12		H/J	SW8260
2,2-Dichloropropane	ND	5.7	ug/Kg	03/21/12		H/J	SW8260
2-Chlorotoluene	ND	5.7	ug/Kg	03/21/12		H/J	SW8260
2-Hexanone	ND	29	ug/Kg	03/21/12		H/J	SW8260
2-Isopropyltoluene	ND	5.7	ug/Kg	03/21/12		H/J	SW8260
4-Chlorotoluene	ND	5.7	ug/Kg	03/21/12		H/J	SW8260
4-Methyl-2-pentanone	ND	29	ug/Kg	03/21/12		H/J	SW8260
Acetone	ND	29	ug/Kg	03/21/12		H/J	SW8260
Acrylonitrile	ND	11	ug/Kg	03/21/12		H/J	SW8260
Benzene	ND	5.7	ug/Kg	03/21/12		H/J	SW8260
Bromobenzene	ND	5.7	ug/Kg	03/21/12		H/J	SW8260
Bromochloromethane	ND	5.7	ug/Kg	03/21/12		H/J	SW8260
Bromodichloromethane	ND	5.7	ug/Kg	03/21/12		H/J	SW8260
Bromoform	ND	5.7	ug/Kg	03/21/12		H/J	SW8260
Bromomethane	ND	5.7	ug/Kg	03/21/12		H/J	SW8260
Carbon Disulfide	ND	5.7	ug/Kg	03/21/12		H/J	SW8260
Carbon tetrachloride	ND	5.7	ug/Kg	03/21/12		H/J	SW8260
Chlorobenzene	ND	5.7	ug/Kg	03/21/12		H/J	SW8260
Chloroethane	ND	5.7	ug/Kg	03/21/12		H/J	SW8260
Chloroform	ND	5.7	ug/Kg	03/21/12		H/J	SW8260
Chloromethane	ND	5.7	ug/Kg	03/21/12		H/J	SW8260
cis-1,2-Dichloroethene	ND	5.7	ug/Kg	03/21/12		H/J	SW8260
cis-1,3-Dichloropropene	ND	5.7	ug/Kg	03/21/12		H/J	SW8260
Dibromochloromethane	ND	5.7	ug/Kg	03/21/12		H/J	SW8260
Dibromoethane	ND	5.7	ug/Kg	03/21/12		H/J	SW8260
Dibromomethane	ND	5.7	ug/Kg	03/21/12		H/J	SW8260
Dichlorodifluoromethane	ND	5.7	ug/Kg	03/21/12		H/J	SW8260
Ethylbenzene	ND	5.7	ug/Kg	03/21/12		H/J	SW8260
Hexachlorobutadiene	ND	5.7	ug/Kg	03/21/12		H/J	SW8260
Isopropylbenzene	ND	5.7	ug/Kg	03/21/12		H/J	SW8260
m&p-Xylene	ND	5.7	ug/Kg	03/21/12		H/J	SW8260
Methyl Ethyl Ketone	ND	29	ug/Kg	03/21/12		H/J	SW8260
Methyl t-butyl ether (MTBE)	ND	11	ug/Kg	03/21/12		H/J	SW8260
Methylene chloride	ND	29	ug/Kg	03/21/12		H/J	SW8260
Naphthalene	ND	5.7	ug/Kg	03/21/12		H/J	SW8260
n-Butylbenzene	ND	5.7	ug/Kg	03/21/12		H/J	SW8260
n-Propylbenzene	ND	5.7	ug/Kg	03/21/12		H/J	SW8260
o-Xylene	ND	5.7	ug/Kg	03/21/12		H/J	SW8260
p-Isopropyltoluene	ND	5.7	ug/Kg	03/21/12		H/J	SW8260
sec-Butylbenzene	ND	5.7	ug/Kg	03/21/12		H/J	SW8260

Client ID: B2 4-6 FT

Parameter	Result	RL	Units	Date	Time	By	Reference
Styrene	ND	5.7	ug/Kg	03/21/12		H/J	SW8260
tert-Butylbenzene	ND	5.7	ug/Kg	03/21/12		H/J	SW8260
Tetrachloroethene	ND	5.7	ug/Kg	03/21/12		H/J	SW8260
Tetrahydrofuran (THF)	ND	11	ug/Kg	03/21/12		H/J	SW8260
Toluene	ND	5.7	ug/Kg	03/21/12		H/J	SW8260
Total Xylenes	ND	5.7	ug/Kg	03/21/12		H/J	SW8260
trans-1,2-Dichloroethene	ND	5.7	ug/Kg	03/21/12		H/J	SW8260
trans-1,3-Dichloropropene	ND	5.7	ug/Kg	03/21/12		H/J	SW8260
trans-1,4-dichloro-2-butene	ND	11	ug/Kg	03/21/12		H/J	SW8260
Trichloroethene	6.7	5.7	ug/Kg	03/21/12		H/J	SW8260
Trichlorofluoromethane	ND	5.7	ug/Kg	03/21/12		H/J	SW8260
Trichlorotrifluoroethane	ND	5.7	ug/Kg	03/21/12		H/J	SW8260
Vinyl chloride	ND	5.7	ug/Kg	03/21/12		H/J	SW8260
<u>QA/QC Surrogates</u>							
% 1,2-dichlorobenzene-d4	105		%	03/21/12		H/J	70 - 130 %
% Bromofluorobenzene	85		%	03/21/12		H/J	70 - 130 %
% Dibromofluoromethane	103		%	03/21/12		H/J	70 - 130 %
% Toluene-d8	102		%	03/21/12		H/J	70 - 130 %
<u>Semivolatiles</u>							
1,2,4,5-Tetrachlorobenzene	ND	260	ug/Kg	03/20/12		DD	SW 8270
1,2,4-Trichlorobenzene	ND	260	ug/Kg	03/20/12		DD	SW 8270
1,2-Dichlorobenzene	ND	260	ug/Kg	03/20/12		DD	SW 8270
1,3-Dichlorobenzene	ND	260	ug/Kg	03/20/12		DD	SW 8270
1,4-Dichlorobenzene	ND	260	ug/Kg	03/20/12		DD	SW 8270
2,4,5-Trichlorophenol	ND	260	ug/Kg	03/20/12		DD	SW 8270
2,4,6-Trichlorophenol	ND	260	ug/Kg	03/20/12		DD	SW 8270
2,4-Dichlorophenol	ND	260	ug/Kg	03/20/12		DD	SW 8270
2,4-Dimethylphenol	ND	260	ug/Kg	03/20/12		DD	SW 8270
2,4-Dinitrophenol	ND	590	ug/Kg	03/20/12		DD	SW 8270
2,4-Dinitrotoluene	ND	260	ug/Kg	03/20/12		DD	SW 8270
2,6-Dinitrotoluene	ND	260	ug/Kg	03/20/12		DD	SW 8270
2-Chloronaphthalene	ND	260	ug/Kg	03/20/12		DD	SW 8270
2-Chlorophenol	ND	260	ug/Kg	03/20/12		DD	SW 8270
2-Methylnaphthalene	ND	260	ug/Kg	03/20/12		DD	SW 8270
2-Methylphenol (o-cresol)	ND	260	ug/Kg	03/20/12		DD	SW 8270
2-Nitroaniline	ND	590	ug/Kg	03/20/12		DD	SW 8270
2-Nitrophenol	ND	260	ug/Kg	03/20/12		DD	SW 8270
3&4-Methylphenol (m&p-cresol)	ND	370	ug/Kg	03/20/12		DD	SW 8270
3,3'-Dichlorobenzidine	ND	260	ug/Kg	03/20/12		DD	SW 8270
3-Nitroaniline	ND	590	ug/Kg	03/20/12		DD	SW 8270
4,6-Dinitro-2-methylphenol	ND	1100	ug/Kg	03/20/12		DD	SW 8270
4-Bromophenyl phenyl ether	ND	370	ug/Kg	03/20/12		DD	SW 8270
4-Chloro-3-methylphenol	ND	260	ug/Kg	03/20/12		DD	SW 8270
4-Chloroaniline	ND	260	ug/Kg	03/20/12		DD	SW 8270
4-Chlorophenyl phenyl ether	ND	260	ug/Kg	03/20/12		DD	SW 8270
4-Nitroaniline	ND	590	ug/Kg	03/20/12		DD	SW 8270
4-Nitrophenol	ND	1100	ug/Kg	03/20/12		DD	SW 8270
Acenaphthene	ND	260	ug/Kg	03/20/12		DD	SW 8270
Acenaphthylene	ND	260	ug/Kg	03/20/12		DD	SW 8270
Acetophenone	ND	260	ug/Kg	03/20/12		DD	SW 8270

Client ID: B2 4-6 FT

Parameter	Result	RL	Units	Date	Time	By	Reference
Aniline	ND	1100	ug/Kg	03/20/12		DD	SW 8270 1
Anthracene	ND	260	ug/Kg	03/20/12		DD	SW 8270
Azobenzene	ND	370	ug/Kg	03/20/12		DD	SW 8270 1
Benz(a)anthracene	750	260	ug/Kg	03/20/12		DD	SW 8270
Benzdine	ND	450	ug/Kg	03/20/12		DD	SW 8270
Benzo(a)pyrene	690	260	ug/Kg	03/20/12		DD	SW 8270
Benzo(b)fluoranthene	830	260	ug/Kg	03/20/12		DD	SW 8270
Benzo(ghi)perylene	610	260	ug/Kg	03/20/12		DD	SW 8270
Benzo(k)fluoranthene	320	260	ug/Kg	03/20/12		DD	SW 8270
Benzoic acid	ND	1100	ug/Kg	03/20/12		DD	SW 8270 1
Benzyl butyl phthalate	ND	260	ug/Kg	03/20/12		DD	SW 8270
Bis(2-chloroethoxy)methane	ND	260	ug/Kg	03/20/12		DD	SW 8270
Bis(2-chloroethyl)ether	ND	370	ug/Kg	03/20/12		DD	SW 8270
Bis(2-chloroisopropyl)ether	ND	260	ug/Kg	03/20/12		DD	SW 8270
Bis(2-ethylhexyl)phthalate	ND	260	ug/Kg	03/20/12		DD	SW 8270
Carbazole	ND	560	ug/Kg	03/20/12		DD	SW 8270
Chrysene	760	260	ug/Kg	03/20/12		DD	SW 8270
Dibenz(a,h)anthracene	ND	260	ug/Kg	03/20/12		DD	SW 8270
Dibenzofuran	ND	260	ug/Kg	03/20/12		DD	SW 8270
Diethyl phthalate	ND	260	ug/Kg	03/20/12		DD	SW 8270
Dimethylphthalate	ND	260	ug/Kg	03/20/12		DD	SW 8270
Di-n-butylphthalate	ND	260	ug/Kg	03/20/12		DD	SW 8270
Di-n-octylphthalate	ND	260	ug/Kg	03/20/12		DD	SW 8270
Fluoranthene	2200	260	ug/Kg	03/20/12		DD	SW 8270
Fluorene	ND	260	ug/Kg	03/20/12		DD	SW 8270
Hexachlorobenzene	ND	260	ug/Kg	03/20/12		DD	SW 8270
Hexachlorobutadiene	ND	260	ug/Kg	03/20/12		DD	SW 8270
Hexachlorocyclopentadiene	ND	260	ug/Kg	03/20/12		DD	SW 8270
Hexachloroethane	ND	260	ug/Kg	03/20/12		DD	SW 8270
Indeno(1,2,3-cd)pyrene	430	260	ug/Kg	03/20/12		DD	SW 8270
Isophorone	ND	260	ug/Kg	03/20/12		DD	SW 8270
Naphthalene	ND	260	ug/Kg	03/20/12		DD	SW 8270
Nitrobenzene	ND	260	ug/Kg	03/20/12		DD	SW 8270
N-Nitrosodimethylamine	ND	370	ug/Kg	03/20/12		DD	SW 8270
N-Nitrosodi-n-propylamine	ND	260	ug/Kg	03/20/12		DD	SW 8270
N-Nitrosodiphenylamine	ND	370	ug/Kg	03/20/12		DD	SW 8270
Pentachloronitrobenzene	ND	370	ug/Kg	03/20/12		DD	SW 8270
Pentachlorophenol	ND	370	ug/Kg	03/20/12		DD	SW 8270
Phenanthrene	1200	260	ug/Kg	03/20/12		DD	SW 8270
Phenol	ND	260	ug/Kg	03/20/12		DD	SW 8270
Pyrene	2100	260	ug/Kg	03/20/12		DD	SW 8270
Pyridine	ND	370	ug/Kg	03/20/12		DD	SW 8270
<u>QA/QC Surrogates</u>							
% 2,4,6-Tribromophenol	97		%	03/20/12		DD	15 - 130 %
% 2-Fluorobiphenyl	80		%	03/20/12		DD	15 - 130 %
% 2-Fluorophenol	68		%	03/20/12		DD	15 - 130 %
% Nitrobenzene-d5	72		%	03/20/12		DD	15 - 130 %
% Phenol-d5	72		%	03/20/12		DD	15 - 130 %
% Terphenyl-d14	121		%	03/20/12		DD	15 - 130 %

Parameter	Result	RL	Units	Date	Time	By	Reference
-----------	--------	----	-------	------	------	----	-----------


1 = This parameter is not certified by NY NELAC for this matrix. NY NELAC does not offer certification for all parameters.

Comments:

If there are any questions regarding this data, please call Phoenix Client Services at extension 200.

ND=Not detected BDL=Below Detection Level RL=Reporting Level

This report must not be reproduced except in full as defined by the attached chain of custody.



Phyllis Shiller, Laboratory Director

March 26, 2012



Environmental Laboratories, Inc.
 587 East Middle Turnpike, P.O.Box 370, Manchester, CT 06045
 Tel. (860) 645-1102 Fax (860) 645-0823

Analysis Report

March 26, 2012

FOR: Attn: Mr. Charles B. Sosik, P.G.
 Environmental Business Consultants
 1808 Middle Country Rd
 Ridge NY 11961-2406

Sample Information

Matrix: SOLID
 Location Code: EBC
 Rush Request: 72 Hour
 P.O.#:

Custody Information

Collected by:
 Received by: SW
 Analyzed by: see "By" below

Date Time
 03/16/12 10:00
 03/19/12 17:21

Laboratory Data

SDG ID: GBB5453
 Phoenix ID: BB5457

Project ID: 11 JACKSON ST BKLYN NY

Client ID: B3 0-2 FT

Parameter	Result	RL	Units	Date	Time	By	Reference
Silver	< 0.38	0.38	mg/Kg	03/20/12		LK	6010/200.7
Aluminum	7740	56	mg/Kg	03/21/12		LK	6010/200.7
Arsenic	8.50	0.75	mg/Kg	03/20/12		LK	6010/200.7
Barium	276	0.38	mg/Kg	03/20/12		LK	6010/200.7
Beryllium	0.42	0.30	mg/Kg	03/20/12		LK	6010/200.7
Calcium	10400	5.6	mg/Kg	03/20/12		LK	6010/200.7
Cadmium	< 0.38	0.38	mg/Kg	03/20/12		LK	6010/200.7
Cobalt	5.69	0.38	mg/Kg	03/20/12		LK	6010/200.7
Chromium	21.3	0.38	mg/Kg	03/20/12		LK	6010/200.7
Copper	165	0.38	mg/kg	03/20/12		LK	6010/200.7
Iron	24200	56	mg/Kg	03/21/12		LK	6010/200.7
Mercury	1.80	0.07	mg/Kg	03/20/12		RS	SW-7471
Potassium	1240	5.6	mg/Kg	03/20/12		LK	6010/200.7
Magnesium	1910	5.6	mg/Kg	03/20/12		LK	6010/200.7
Manganese	770	3.8	mg/Kg	03/21/12		LK	6010/200.7
Sodium	379	5.6	mg/Kg	03/20/12		LK	6010/200.7
Nickel	14.9	0.38	mg/Kg	03/20/12		LK	6010/200.7
Lead	666	3.8	mg/Kg	03/21/12		LK	6010/200.7
Antimony	< 3.8	3.8	mg/Kg	03/20/12		LK	6010/200.7
Selenium	< 1.5	1.5	mg/Kg	03/20/12		LK	6010/200.7
Thallium	< 3.4	3.4	mg/Kg	03/20/12		LK	6010/200.7
Total Metals Digest	Completed			03/19/12		B/T	SW846 - 3050
Vanadium	28.5	0.38	mg/Kg	03/20/12		LK	6010/200.7
Zinc	514	3.8	mg/Kg	03/21/12		LK	6010/200.7
Percent Solid	91		%	03/19/12		JL	E160.3
Soil Extraction for PCB	Completed			03/19/12		BB	SW3545
Soil Extraction for Pesticide	Completed			03/19/12		BB/F	SW3545
Soil Extraction for SVOA	Completed			03/19/12		BS/R	SW3545

Parameter	Result	RL	Units	Date	Time	By	Reference
Mercury Digestion	Completed			03/20/12		X/X	SW7471
<u>Polychlorinated Biphenyls</u>							
PCB-1016	ND	360	ug/Kg	03/20/12		AW	SW 8082
PCB-1221	ND	360	ug/Kg	03/20/12		AW	SW 8082
PCB-1232	ND	360	ug/Kg	03/20/12		AW	SW 8082
PCB-1242	ND	360	ug/Kg	03/20/12		AW	SW 8082
PCB-1248	ND	360	ug/Kg	03/20/12		AW	SW 8082
PCB-1254	ND	360	ug/Kg	03/20/12		AW	SW 8082
PCB-1260	ND	360	ug/Kg	03/20/12		AW	SW 8082
PCB-1262	ND	360	ug/Kg	03/20/12		AW	SW 8082
PCB-1268	ND	360	ug/Kg	03/20/12		AW	SW 8082
<u>QA/QC Surrogates</u>							
% DCBP	89		%	03/20/12		AW	30 - 150 %
% TCMX	61		%	03/20/12		AW	30 - 150 %
<u>Pesticides</u>							
4,4' -DDD	ND	35	ug/Kg	03/21/12		MR	SW8081
4,4' -DDE	ND	35	ug/Kg	03/21/12		MR	SW8081
4,4' -DDT	ND	35	ug/Kg	03/21/12		MR	SW8081
a-BHC	ND	17	ug/Kg	03/21/12		MR	SW8081
Alachlor	ND	17	ug/Kg	03/21/12		MR	SW8081
Aldrin	ND	5.4	ug/Kg	03/21/12		MR	SW8081
b-BHC	ND	17	ug/Kg	03/21/12		MR	SW8081
Chlordane	ND	54	ug/Kg	03/21/12		MR	SW8081
d-BHC	ND	17	ug/Kg	03/21/12		MR	SW8081
Dieldrin	ND	5.4	ug/Kg	03/21/12		MR	SW8081
Endosulfan I	ND	17	ug/Kg	03/21/12		MR	SW8081
Endosulfan II	ND	35	ug/Kg	03/21/12		MR	SW8081
Endosulfan sulfate	ND	35	ug/Kg	03/21/12		MR	SW8081
Endrin	ND	35	ug/Kg	03/21/12		MR	SW8081
Endrin aldehyde	ND	35	ug/Kg	03/21/12		MR	SW8081
Endrin ketone	ND	35	ug/Kg	03/21/12		MR	SW8081
g-BHC	ND	5.4	ug/Kg	03/21/12		MR	SW8081
Heptachlor	ND	11	ug/Kg	03/21/12		MR	SW8081
Heptachlor epoxide	ND	17	ug/Kg	03/21/12		MR	SW8081
Methoxychlor	ND	170	ug/Kg	03/21/12		MR	SW8081
Toxaphene	ND	170	ug/Kg	03/21/12		MR	SW8081
<u>QA/QC Surrogates</u>							
% DCBP	90		%	03/21/12		MR	30 - 150 %
% TCMX	77		%	03/21/12		MR	30 - 150 %
<u>Volatiles</u>							
1,1,1,2-Tetrachloroethane	ND	5.5	ug/Kg	03/21/12		R/J	SW8260
1,1,1-Trichloroethane	ND	5.5	ug/Kg	03/21/12		R/J	SW8260
1,1,2,2-Tetrachloroethane	ND	5.5	ug/Kg	03/21/12		R/J	SW8260
1,1,2-Trichloroethane	ND	5.5	ug/Kg	03/21/12		R/J	SW8260
1,1-Dichloroethane	ND	5.5	ug/Kg	03/21/12		R/J	SW8260
1,1-Dichloroethene	ND	5.5	ug/Kg	03/21/12		R/J	SW8260
1,1-Dichloropropene	ND	5.5	ug/Kg	03/21/12		R/J	SW8260
1,2,3-Trichlorobenzene	ND	5.5	ug/Kg	03/21/12		R/J	SW8260

Parameter	Result	RL	Units	Date	Time	By	Reference
1,2,3-Trichloropropane	ND	5.5	ug/Kg	03/21/12		R/J	SW8260
1,2,4-Trichlorobenzene	ND	5.5	ug/Kg	03/21/12		R/J	SW8260
1,2,4-Trimethylbenzene	ND	5.5	ug/Kg	03/21/12		R/J	SW8260
1,2-Dibromo-3-chloropropane	ND	5.5	ug/Kg	03/21/12		R/J	SW8260
1,2-Dichlorobenzene	ND	5.5	ug/Kg	03/21/12		R/J	SW8260
1,2-Dichloroethane	ND	5.5	ug/Kg	03/21/12		R/J	SW8260
1,2-Dichloropropane	ND	5.5	ug/Kg	03/21/12		R/J	SW8260
1,3,5-Trimethylbenzene	ND	5.5	ug/Kg	03/21/12		R/J	SW8260
1,3-Dichlorobenzene	ND	5.5	ug/Kg	03/21/12		R/J	SW8260
1,3-Dichloropropane	ND	5.5	ug/Kg	03/21/12		R/J	SW8260
1,4-Dichlorobenzene	ND	5.5	ug/Kg	03/21/12		R/J	SW8260
2,2-Dichloropropane	ND	5.5	ug/Kg	03/21/12		R/J	SW8260
2-Chlorotoluene	ND	5.5	ug/Kg	03/21/12		R/J	SW8260
2-Hexanone	ND	27	ug/Kg	03/21/12		R/J	SW8260
2-Isopropyltoluene	ND	5.5	ug/Kg	03/21/12		R/J	SW8260
4-Chlorotoluene	ND	5.5	ug/Kg	03/21/12		R/J	SW8260
4-Methyl-2-pentanone	ND	27	ug/Kg	03/21/12		R/J	SW8260
Acetone	ND	27	ug/Kg	03/21/12		R/J	SW8260
Acrylonitrile	ND	11	ug/Kg	03/21/12		R/J	SW8260
Benzene	ND	5.5	ug/Kg	03/21/12		R/J	SW8260
Bromobenzene	ND	5.5	ug/Kg	03/21/12		R/J	SW8260
Bromochloromethane	ND	5.5	ug/Kg	03/21/12		R/J	SW8260
Bromodichloromethane	ND	5.5	ug/Kg	03/21/12		R/J	SW8260
Bromoform	ND	5.5	ug/Kg	03/21/12		R/J	SW8260
Bromomethane	ND	5.5	ug/Kg	03/21/12		R/J	SW8260
Carbon Disulfide	ND	5.5	ug/Kg	03/21/12		R/J	SW8260
Carbon tetrachloride	ND	5.5	ug/Kg	03/21/12		R/J	SW8260
Chlorobenzene	ND	5.5	ug/Kg	03/21/12		R/J	SW8260
Chloroethane	ND	5.5	ug/Kg	03/21/12		R/J	SW8260
Chloroform	ND	5.5	ug/Kg	03/21/12		R/J	SW8260
Chloromethane	ND	5.5	ug/Kg	03/21/12		R/J	SW8260
cis-1,2-Dichloroethene	ND	5.5	ug/Kg	03/21/12		R/J	SW8260
cis-1,3-Dichloropropene	ND	5.5	ug/Kg	03/21/12		R/J	SW8260
Dibromochloromethane	ND	5.5	ug/Kg	03/21/12		R/J	SW8260
Dibromoethane	ND	5.5	ug/Kg	03/21/12		R/J	SW8260
Dibromomethane	ND	5.5	ug/Kg	03/21/12		R/J	SW8260
Dichlorodifluoromethane	ND	5.5	ug/Kg	03/21/12		R/J	SW8260
Ethylbenzene	ND	5.5	ug/Kg	03/21/12		R/J	SW8260
Hexachlorobutadiene	ND	5.5	ug/Kg	03/21/12		R/J	SW8260
Isopropylbenzene	ND	5.5	ug/Kg	03/21/12		R/J	SW8260
m&p-Xylene	ND	5.5	ug/Kg	03/21/12		R/J	SW8260
Methyl Ethyl Ketone	ND	27	ug/Kg	03/21/12		R/J	SW8260
Methyl t-butyl ether (MTBE)	ND	11	ug/Kg	03/21/12		R/J	SW8260
Methylene chloride	ND	55	ug/Kg	03/21/12		R/J	SW8260
Naphthalene	ND	5.5	ug/Kg	03/21/12		R/J	SW8260
n-Butylbenzene	ND	5.5	ug/Kg	03/21/12		R/J	SW8260
n-Propylbenzene	ND	5.5	ug/Kg	03/21/12		R/J	SW8260
o-Xylene	ND	5.5	ug/Kg	03/21/12		R/J	SW8260
p-Isopropyltoluene	ND	5.5	ug/Kg	03/21/12		R/J	SW8260
sec-Butylbenzene	ND	5.5	ug/Kg	03/21/12		R/J	SW8260

Client ID: B3 0-2 FT

Parameter	Result	RL	Units	Date	Time	By	Reference
Styrene	ND	5.5	ug/Kg	03/21/12		R/J	SW8260
tert-Butylbenzene	ND	5.5	ug/Kg	03/21/12		R/J	SW8260
Tetrachloroethene	ND	5.5	ug/Kg	03/21/12		R/J	SW8260
Tetrahydrofuran (THF)	ND	11	ug/Kg	03/21/12		R/J	SW8260
Toluene	ND	5.5	ug/Kg	03/21/12		R/J	SW8260
Total Xylenes	ND	5.5	ug/Kg	03/21/12		R/J	SW8260
trans-1,2-Dichloroethene	ND	5.5	ug/Kg	03/21/12		R/J	SW8260
trans-1,3-Dichloropropene	ND	5.5	ug/Kg	03/21/12		R/J	SW8260
trans-1,4-dichloro-2-butene	ND	11	ug/Kg	03/21/12		R/J	SW8260
Trichloroethene	ND	5.5	ug/Kg	03/21/12		R/J	SW8260
Trichlorofluoromethane	ND	5.5	ug/Kg	03/21/12		R/J	SW8260
Trichlorotrifluoroethane	ND	5.5	ug/Kg	03/21/12		R/J	SW8260
Vinyl chloride	ND	5.5	ug/Kg	03/21/12		R/J	SW8260
<u>QA/QC Surrogates</u>							
% 1,2-dichlorobenzene-d4	107		%	03/21/12		R/J	70 - 130 %
% Bromofluorobenzene	70		%	03/21/12		R/J	70 - 130 %
% Dibromofluoromethane	89		%	03/21/12		R/J	70 - 130 %
% Toluene-d8	101		%	03/21/12		R/J	70 - 130 %
<u>Semivolatiles</u>							
1,2,4,5-Tetrachlorobenzene	ND	250	ug/Kg	03/21/12		DD	SW 8270
1,2,4-Trichlorobenzene	ND	250	ug/Kg	03/21/12		DD	SW 8270
1,2-Dichlorobenzene	ND	250	ug/Kg	03/21/12		DD	SW 8270
1,3-Dichlorobenzene	ND	250	ug/Kg	03/21/12		DD	SW 8270
1,4-Dichlorobenzene	ND	250	ug/Kg	03/21/12		DD	SW 8270
2,4,5-Trichlorophenol	ND	250	ug/Kg	03/21/12		DD	SW 8270
2,4,6-Trichlorophenol	ND	250	ug/Kg	03/21/12		DD	SW 8270
2,4-Dichlorophenol	ND	250	ug/Kg	03/21/12		DD	SW 8270
2,4-Dimethylphenol	ND	250	ug/Kg	03/21/12		DD	SW 8270
2,4-Dinitrophenol	ND	570	ug/Kg	03/21/12		DD	SW 8270
2,4-Dinitrotoluene	ND	250	ug/Kg	03/21/12		DD	SW 8270
2,6-Dinitrotoluene	ND	250	ug/Kg	03/21/12		DD	SW 8270
2-Chloronaphthalene	ND	250	ug/Kg	03/21/12		DD	SW 8270
2-Chlorophenol	ND	250	ug/Kg	03/21/12		DD	SW 8270
2-Methylnaphthalene	ND	250	ug/Kg	03/21/12		DD	SW 8270
2-Methylphenol (o-cresol)	ND	250	ug/Kg	03/21/12		DD	SW 8270
2-Nitroaniline	ND	570	ug/Kg	03/21/12		DD	SW 8270
2-Nitrophenol	ND	250	ug/Kg	03/21/12		DD	SW 8270
3&4-Methylphenol (m&p-cresol)	ND	360	ug/Kg	03/21/12		DD	SW 8270
3,3'-Dichlorobenzidine	ND	250	ug/Kg	03/21/12		DD	SW 8270
3-Nitroaniline	ND	570	ug/Kg	03/21/12		DD	SW 8270
4,6-Dinitro-2-methylphenol	ND	1000	ug/Kg	03/21/12		DD	SW 8270
4-Bromophenyl phenyl ether	ND	360	ug/Kg	03/21/12		DD	SW 8270
4-Chloro-3-methylphenol	ND	250	ug/Kg	03/21/12		DD	SW 8270
4-Chloroaniline	ND	250	ug/Kg	03/21/12		DD	SW 8270
4-Chlorophenyl phenyl ether	ND	250	ug/Kg	03/21/12		DD	SW 8270
4-Nitroaniline	ND	570	ug/Kg	03/21/12		DD	SW 8270
4-Nitrophenol	ND	1000	ug/Kg	03/21/12		DD	SW 8270
Acenaphthene	260	250	ug/Kg	03/21/12		DD	SW 8270
Acenaphthylene	ND	250	ug/Kg	03/21/12		DD	SW 8270
Acetophenone	ND	250	ug/Kg	03/21/12		DD	SW 8270

Client ID: B3 0-2 FT

Parameter	Result	RL	Units	Date	Time	By	Reference
Aniline	ND	1000	ug/Kg	03/21/12		DD	SW 8270 1
Anthracene	490	250	ug/Kg	03/21/12		DD	SW 8270
Azobenzene	ND	360	ug/Kg	03/21/12		DD	SW 8270 1
Benz(a)anthracene	1400	250	ug/Kg	03/21/12		DD	SW 8270
Benidine	ND	430	ug/Kg	03/21/12		DD	SW 8270
Benzo(a)pyrene	1300	250	ug/Kg	03/21/12		DD	SW 8270
Benzo(b)fluoranthene	1500	250	ug/Kg	03/21/12		DD	SW 8270
Benzo(ghi)perylene	910	250	ug/Kg	03/21/12		DD	SW 8270
Benzo(k)fluoranthene	440	250	ug/Kg	03/21/12		DD	SW 8270
Benzoic acid	ND	1000	ug/Kg	03/21/12		DD	SW 8270 1
Benzyl butyl phthalate	ND	250	ug/Kg	03/21/12		DD	SW 8270
Bis(2-chloroethoxy)methane	ND	250	ug/Kg	03/21/12		DD	SW 8270
Bis(2-chloroethyl)ether	ND	360	ug/Kg	03/21/12		DD	SW 8270
Bis(2-chloroisopropyl)ether	ND	250	ug/Kg	03/21/12		DD	SW 8270
Bis(2-ethylhexyl)phthalate	ND	250	ug/Kg	03/21/12		DD	SW 8270
Carbazole	ND	540	ug/Kg	03/21/12		DD	SW 8270
Chrysene	1400	250	ug/Kg	03/21/12		DD	SW 8270
Dibenz(a,h)anthracene	ND	250	ug/Kg	03/21/12		DD	SW 8270
Dibenzofuran	ND	250	ug/Kg	03/21/12		DD	SW 8270
Diethyl phthalate	ND	250	ug/Kg	03/21/12		DD	SW 8270
Dimethylphthalate	ND	250	ug/Kg	03/21/12		DD	SW 8270
Di-n-butylphthalate	ND	250	ug/Kg	03/21/12		DD	SW 8270
Di-n-octylphthalate	ND	250	ug/Kg	03/21/12		DD	SW 8270
Fluoranthene	3400	250	ug/Kg	03/21/12		DD	SW 8270
Fluorene	ND	250	ug/Kg	03/21/12		DD	SW 8270
Hexachlorobenzene	ND	250	ug/Kg	03/21/12		DD	SW 8270
Hexachlorobutadiene	ND	250	ug/Kg	03/21/12		DD	SW 8270
Hexachlorocyclopentadiene	ND	250	ug/Kg	03/21/12		DD	SW 8270
Hexachloroethane	ND	250	ug/Kg	03/21/12		DD	SW 8270
Indeno(1,2,3-cd)pyrene	690	250	ug/Kg	03/21/12		DD	SW 8270
Isophorone	ND	250	ug/Kg	03/21/12		DD	SW 8270
Naphthalene	ND	250	ug/Kg	03/21/12		DD	SW 8270
Nitrobenzene	ND	250	ug/Kg	03/21/12		DD	SW 8270
N-Nitrosodimethylamine	ND	360	ug/Kg	03/21/12		DD	SW 8270
N-Nitrosodi-n-propylamine	ND	250	ug/Kg	03/21/12		DD	SW 8270
N-Nitrosodiphenylamine	ND	360	ug/Kg	03/21/12		DD	SW 8270
Pentachloronitrobenzene	ND	360	ug/Kg	03/21/12		DD	SW 8270
Pentachlorophenol	ND	360	ug/Kg	03/21/12		DD	SW 8270
Phenanthrene	2400	250	ug/Kg	03/21/12		DD	SW 8270
Phenol	ND	250	ug/Kg	03/21/12		DD	SW 8270
Pyrene	3500	250	ug/Kg	03/21/12		DD	SW 8270
Pyridine	ND	360	ug/Kg	03/21/12		DD	SW 8270
<u>QA/QC Surrogates</u>							
% 2,4,6-Tribromophenol	102		%	03/21/12		DD	15 - 130 %
% 2-Fluorobiphenyl	84		%	03/21/12		DD	15 - 130 %
% 2-Fluorophenol	79		%	03/21/12		DD	15 - 130 %
% Nitrobenzene-d5	87		%	03/21/12		DD	15 - 130 %
% Phenol-d5	82		%	03/21/12		DD	15 - 130 %
% Terphenyl-d14	105		%	03/21/12		DD	15 - 130 %

Parameter	Result	RL	Units	Date	Time	By	Reference
-----------	--------	----	-------	------	------	----	-----------

1 = This parameter is not certified by NY NELAC for this matrix. NY NELAC does not offer certification for all parameters.


Comments:

**Poor IS recovery was observed for volatiles due to matrix interference. Sample was analyzed twice with similar results.

If there are any questions regarding this data, please call Phoenix Client Services at extension 200.

ND=Not detected BDL=Below Detection Level RL=Reporting Level

This report must not be reproduced except in full as defined by the attached chain of custody.



Phyllis Shiller, Laboratory Director

March 26, 2012



Environmental Laboratories, Inc.
 587 East Middle Turnpike, P.O.Box 370, Manchester, CT 06045
 Tel. (860) 645-1102 Fax (860) 645-0823



Analysis Report

March 26, 2012

FOR: Attn: Mr. Charles B. Sosik, P.G.
 Environmental Business Consultants
 1808 Middle Country Rd
 Ridge NY 11961-2406

Sample Information

Matrix: SOLID
 Location Code: EBC
 Rush Request: 72 Hour
 P.O.#:

Custody Information

Collected by:
 Received by: SW
 Analyzed by: see "By" below

Date Time
 03/16/12 10:20
 03/19/12 17:21

Laboratory Data

SDG ID: GBB5453
 Phoenix ID: BB5458

Project ID: 11 JACKSON ST BKLYN NY

Client ID: B3 4-6 FT

Parameter	Result	RL	Units	Date	Time	By	Reference
Silver	< 0.39	0.39	mg/Kg	03/20/12		LK	6010/200.7
Aluminum	8870	59	mg/Kg	03/21/12		LK	6010/200.7
Arsenic	4.46	0.78	mg/Kg	03/20/12		LK	6010/200.7
Barium	88.7	0.39	mg/Kg	03/20/12		LK	6010/200.7
Beryllium	0.42	0.31	mg/Kg	03/20/12		LK	6010/200.7
Calcium	2980	5.9	mg/Kg	03/20/12		LK	6010/200.7
Cadmium	< 0.39	0.39	mg/Kg	03/20/12		LK	6010/200.7
Cobalt	5.09	0.39	mg/Kg	03/20/12		LK	6010/200.7
Chromium	16.8	0.39	mg/Kg	03/20/12		LK	6010/200.7
Copper	33.0	0.39	mg/kg	03/20/12		LK	6010/200.7
Iron	17900	59	mg/Kg	03/21/12		LK	6010/200.7
Mercury	0.53	0.09	mg/Kg	03/20/12		RS	SW-7471
Potassium	854	5.9	mg/Kg	03/20/12		LK	6010/200.7
Magnesium	1520	5.9	mg/Kg	03/20/12		LK	6010/200.7
Manganese	294	3.9	mg/Kg	03/21/12		LK	6010/200.7
Sodium	133	5.9	mg/Kg	03/20/12		LK	6010/200.7
Nickel	10.5	0.39	mg/Kg	03/20/12		LK	6010/200.7
Lead	216	0.39	mg/Kg	03/20/12		LK	6010/200.7
Antimony	< 3.9	3.9	mg/Kg	03/20/12		LK	6010/200.7
Selenium	< 1.6	1.6	mg/Kg	03/20/12		LK	6010/200.7
Thallium	< 3.5	3.5	mg/Kg	03/20/12		LK	6010/200.7
Total Metals Digest	Completed			03/19/12		B/T	SW846 - 3050
Vanadium	23.2	0.39	mg/Kg	03/20/12		LK	6010/200.7
Zinc	119	0.39	mg/Kg	03/20/12		LK	6010/200.7
Percent Solid	85		%	03/19/12		JL	E160.3
Soil Extraction for PCB	Completed			03/22/12		A	SW3545
Soil Extraction for Pesticide	Completed			03/22/12		A/K	SW3545
Soil Extraction for SVOA	Completed			03/19/12		BS/R	SW3545

Parameter	Result	RL	Units	Date	Time	By	Reference
Mercury Digestion	Completed			03/20/12		X/X	SW7471
<u>Polychlorinated Biphenyls</u>							
PCB-1016	ND	390	ug/Kg	03/22/12		KCA	SW 8082
PCB-1221	ND	390	ug/Kg	03/22/12		KCA	SW 8082
PCB-1232	ND	390	ug/Kg	03/22/12		KCA	SW 8082
PCB-1242	ND	390	ug/Kg	03/22/12		KCA	SW 8082
PCB-1248	ND	390	ug/Kg	03/22/12		KCA	SW 8082
PCB-1254	ND	390	ug/Kg	03/22/12		KCA	SW 8082
PCB-1260	ND	390	ug/Kg	03/22/12		KCA	SW 8082
PCB-1262	ND	390	ug/Kg	03/22/12		KCA	SW 8082
PCB-1268	ND	390	ug/Kg	03/22/12		KCA	SW 8082
<u>QA/QC Surrogates</u>							
% DCBP	74		%	03/22/12		KCA	30 - 150 %
% TCMX	70		%	03/22/12		KCA	30 - 150 %
<u>Pesticides</u>							
4,4' -DDD	ND	37	ug/Kg	03/22/12		MR	SW8081
4,4' -DDE	ND	37	ug/Kg	03/22/12		MR	SW8081
4,4' -DDT	ND	37	ug/Kg	03/22/12		MR	SW8081
a-BHC	ND	19	ug/Kg	03/22/12		MR	SW8081
Alachlor	ND	19	ug/Kg	03/22/12		MR	SW8081
Aldrin	ND	5.8	ug/Kg	03/22/12		MR	SW8081
b-BHC	ND	19	ug/Kg	03/22/12		MR	SW8081
Chlordane	ND	58	ug/Kg	03/22/12		MR	SW8081
d-BHC	ND	19	ug/Kg	03/22/12		MR	SW8081
Dieldrin	ND	5.8	ug/Kg	03/22/12		MR	SW8081
Endosulfan I	ND	19	ug/Kg	03/22/12		MR	SW8081
Endosulfan II	ND	37	ug/Kg	03/22/12		MR	SW8081
Endosulfan sulfate	ND	37	ug/Kg	03/22/12		MR	SW8081
Endrin	ND	37	ug/Kg	03/22/12		MR	SW8081
Endrin aldehyde	ND	37	ug/Kg	03/22/12		MR	SW8081
Endrin ketone	ND	37	ug/Kg	03/22/12		MR	SW8081
g-BHC	ND	5.8	ug/Kg	03/22/12		MR	SW8081
Heptachlor	ND	12	ug/Kg	03/22/12		MR	SW8081
Heptachlor epoxide	ND	19	ug/Kg	03/22/12		MR	SW8081
Methoxychlor	ND	190	ug/Kg	03/22/12		MR	SW8081
Toxaphene	ND	190	ug/Kg	03/22/12		MR	SW8081
<u>QA/QC Surrogates</u>							
% DCBP	80		%	03/22/12		MR	30 - 150 %
% TCMX	75		%	03/22/12		MR	30 - 150 %
<u>Volatiles</u>							
1,1,1,2-Tetrachloroethane	ND	5.9	ug/Kg	03/20/12		H/J	SW8260
1,1,1-Trichloroethane	ND	5.9	ug/Kg	03/20/12		H/J	SW8260
1,1,2,2-Tetrachloroethane	ND	5.9	ug/Kg	03/20/12		H/J	SW8260
1,1,2-Trichloroethane	ND	5.9	ug/Kg	03/20/12		H/J	SW8260
1,1-Dichloroethane	ND	5.9	ug/Kg	03/20/12		H/J	SW8260
1,1-Dichloroethene	ND	5.9	ug/Kg	03/20/12		H/J	SW8260
1,1-Dichloropropene	ND	5.9	ug/Kg	03/20/12		H/J	SW8260
1,2,3-Trichlorobenzene	ND	5.9	ug/Kg	03/20/12		H/J	SW8260

Client ID: B3 4-6 FT

Parameter	Result	RL	Units	Date	Time	By	Reference
1,2,3-Trichloropropane	ND	5.9	ug/Kg	03/20/12		H/J	SW8260
1,2,4-Trichlorobenzene	ND	5.9	ug/Kg	03/20/12		H/J	SW8260 1
1,2,4-Trimethylbenzene	ND	5.9	ug/Kg	03/20/12		H/J	SW8260
1,2-Dibromo-3-chloropropane	ND	5.9	ug/Kg	03/20/12		H/J	SW8260
1,2-Dichlorobenzene	ND	5.9	ug/Kg	03/20/12		H/J	SW8260
1,2-Dichloroethane	ND	5.9	ug/Kg	03/20/12		H/J	SW8260
1,2-Dichloropropane	ND	5.9	ug/Kg	03/20/12		H/J	SW8260
1,3,5-Trimethylbenzene	ND	5.9	ug/Kg	03/20/12		H/J	SW8260
1,3-Dichlorobenzene	ND	5.9	ug/Kg	03/20/12		H/J	SW8260
1,3-Dichloropropane	ND	5.9	ug/Kg	03/20/12		H/J	SW8260
1,4-Dichlorobenzene	ND	5.9	ug/Kg	03/20/12		H/J	SW8260
2,2-Dichloropropane	ND	5.9	ug/Kg	03/20/12		H/J	SW8260
2-Chlorotoluene	ND	5.9	ug/Kg	03/20/12		H/J	SW8260
2-Hexanone	ND	29	ug/Kg	03/20/12		H/J	SW8260
2-Isopropyltoluene	ND	5.9	ug/Kg	03/20/12		H/J	SW8260 1
4-Chlorotoluene	ND	5.9	ug/Kg	03/20/12		H/J	SW8260
4-Methyl-2-pentanone	ND	29	ug/Kg	03/20/12		H/J	SW8260
Acetone	ND	29	ug/Kg	03/20/12		H/J	SW8260
Acrylonitrile	ND	12	ug/Kg	03/20/12		H/J	SW8260
Benzene	ND	5.9	ug/Kg	03/20/12		H/J	SW8260
Bromobenzene	ND	5.9	ug/Kg	03/20/12		H/J	SW8260
Bromochloromethane	ND	5.9	ug/Kg	03/20/12		H/J	SW8260
Bromodichloromethane	ND	5.9	ug/Kg	03/20/12		H/J	SW8260
Bromoform	ND	5.9	ug/Kg	03/20/12		H/J	SW8260
Bromomethane	ND	5.9	ug/Kg	03/20/12		H/J	SW8260
Carbon Disulfide	ND	5.9	ug/Kg	03/20/12		H/J	SW8260
Carbon tetrachloride	ND	5.9	ug/Kg	03/20/12		H/J	SW8260
Chlorobenzene	ND	5.9	ug/Kg	03/20/12		H/J	SW8260
Chloroethane	ND	5.9	ug/Kg	03/20/12		H/J	SW8260
Chloroform	ND	5.9	ug/Kg	03/20/12		H/J	SW8260
Chloromethane	ND	5.9	ug/Kg	03/20/12		H/J	SW8260
cis-1,2-Dichloroethene	ND	5.9	ug/Kg	03/20/12		H/J	SW8260
cis-1,3-Dichloropropene	ND	5.9	ug/Kg	03/20/12		H/J	SW8260
Dibromochloromethane	ND	5.9	ug/Kg	03/20/12		H/J	SW8260
Dibromoethane	ND	5.9	ug/Kg	03/20/12		H/J	SW8260 1
Dibromomethane	ND	5.9	ug/Kg	03/20/12		H/J	SW8260
Dichlorodifluoromethane	ND	5.9	ug/Kg	03/20/12		H/J	SW8260
Ethylbenzene	ND	5.9	ug/Kg	03/20/12		H/J	SW8260
Hexachlorobutadiene	ND	5.9	ug/Kg	03/20/12		H/J	SW8260 1
Isopropylbenzene	ND	5.9	ug/Kg	03/20/12		H/J	SW8260
m&p-Xylene	ND	5.9	ug/Kg	03/20/12		H/J	SW8260
Methyl Ethyl Ketone	ND	29	ug/Kg	03/20/12		H/J	SW8260
Methyl t-butyl ether (MTBE)	ND	12	ug/Kg	03/20/12		H/J	SW8260
Methylene chloride	ND	5.9	ug/Kg	03/20/12		H/J	SW8260
Naphthalene	ND	5.9	ug/Kg	03/20/12		H/J	SW8260
n-Butylbenzene	ND	5.9	ug/Kg	03/20/12		H/J	SW8260
n-Propylbenzene	ND	5.9	ug/Kg	03/20/12		H/J	SW8260
o-Xylene	ND	5.9	ug/Kg	03/20/12		H/J	SW8260
p-Isopropyltoluene	ND	5.9	ug/Kg	03/20/12		H/J	SW8260
sec-Butylbenzene	ND	5.9	ug/Kg	03/20/12		H/J	SW8260

Client ID: B3 4-6 FT

Parameter	Result	RL	Units	Date	Time	By	Reference
Styrene	ND	5.9	ug/Kg	03/20/12		H/J	SW8260
tert-Butylbenzene	ND	5.9	ug/Kg	03/20/12		H/J	SW8260
Tetrachloroethene	ND	5.9	ug/Kg	03/20/12		H/J	SW8260
Tetrahydrofuran (THF)	ND	12	ug/Kg	03/20/12		H/J	SW8260
Toluene	ND	5.9	ug/Kg	03/20/12		H/J	SW8260
Total Xylenes	ND	5.9	ug/Kg	03/20/12		H/J	SW8260
trans-1,2-Dichloroethene	ND	5.9	ug/Kg	03/20/12		H/J	SW8260
trans-1,3-Dichloropropene	ND	5.9	ug/Kg	03/20/12		H/J	SW8260
trans-1,4-dichloro-2-butene	ND	12	ug/Kg	03/20/12		H/J	SW8260
Trichloroethene	ND	5.9	ug/Kg	03/20/12		H/J	SW8260
Trichlorofluoromethane	ND	5.9	ug/Kg	03/20/12		H/J	SW8260
Trichlorotrifluoroethane	ND	5.9	ug/Kg	03/20/12		H/J	SW8260
Vinyl chloride	ND	5.9	ug/Kg	03/20/12		H/J	SW8260
<u>QA/QC Surrogates</u>							
% 1,2-dichlorobenzene-d4	106		%	03/20/12		H/J	70 - 130 %
% Bromofluorobenzene	87		%	03/20/12		H/J	70 - 130 %
% Dibromofluoromethane	89		%	03/20/12		H/J	70 - 130 %
% Toluene-d8	93		%	03/20/12		H/J	70 - 130 %
<u>Semivolatiles</u>							
1,2,4,5-Tetrachlorobenzene	ND	270	ug/Kg	03/21/12		DD	SW 8270
1,2,4-Trichlorobenzene	ND	270	ug/Kg	03/21/12		DD	SW 8270
1,2-Dichlorobenzene	ND	270	ug/Kg	03/21/12		DD	SW 8270
1,3-Dichlorobenzene	ND	270	ug/Kg	03/21/12		DD	SW 8270
1,4-Dichlorobenzene	ND	270	ug/Kg	03/21/12		DD	SW 8270
2,4,5-Trichlorophenol	ND	270	ug/Kg	03/21/12		DD	SW 8270
2,4,6-Trichlorophenol	ND	270	ug/Kg	03/21/12		DD	SW 8270
2,4-Dichlorophenol	ND	270	ug/Kg	03/21/12		DD	SW 8270
2,4-Dimethylphenol	ND	270	ug/Kg	03/21/12		DD	SW 8270
2,4-Dinitrophenol	ND	610	ug/Kg	03/21/12		DD	SW 8270
2,4-Dinitrotoluene	ND	270	ug/Kg	03/21/12		DD	SW 8270
2,6-Dinitrotoluene	ND	270	ug/Kg	03/21/12		DD	SW 8270
2-Chloronaphthalene	ND	270	ug/Kg	03/21/12		DD	SW 8270
2-Chlorophenol	ND	270	ug/Kg	03/21/12		DD	SW 8270
2-Methylnaphthalene	ND	270	ug/Kg	03/21/12		DD	SW 8270
2-Methylphenol (o-cresol)	ND	270	ug/Kg	03/21/12		DD	SW 8270
2-Nitroaniline	ND	610	ug/Kg	03/21/12		DD	SW 8270
2-Nitrophenol	ND	270	ug/Kg	03/21/12		DD	SW 8270
3&4-Methylphenol (m&p-cresol)	ND	380	ug/Kg	03/21/12		DD	SW 8270
3,3'-Dichlorobenzidine	ND	270	ug/Kg	03/21/12		DD	SW 8270
3-Nitroaniline	ND	610	ug/Kg	03/21/12		DD	SW 8270
4,6-Dinitro-2-methylphenol	ND	1100	ug/Kg	03/21/12		DD	SW 8270
4-Bromophenyl phenyl ether	ND	380	ug/Kg	03/21/12		DD	SW 8270
4-Chloro-3-methylphenol	ND	270	ug/Kg	03/21/12		DD	SW 8270
4-Chloroaniline	ND	270	ug/Kg	03/21/12		DD	SW 8270
4-Chlorophenyl phenyl ether	ND	270	ug/Kg	03/21/12		DD	SW 8270
4-Nitroaniline	ND	610	ug/Kg	03/21/12		DD	SW 8270
4-Nitrophenol	ND	1100	ug/Kg	03/21/12		DD	SW 8270
Acenaphthene	ND	270	ug/Kg	03/21/12		DD	SW 8270
Acenaphthylene	ND	270	ug/Kg	03/21/12		DD	SW 8270
Acetophenone	ND	270	ug/Kg	03/21/12		DD	SW 8270

Client ID: B3 4-6 FT

Parameter	Result	RL	Units	Date	Time	By	Reference
Aniline	ND	1100	ug/Kg	03/21/12		DD	SW 8270 1
Anthracene	ND	270	ug/Kg	03/21/12		DD	SW 8270
Azobenzene	ND	380	ug/Kg	03/21/12		DD	SW 8270 1
Benz(a)anthracene	ND	270	ug/Kg	03/21/12		DD	SW 8270
Benzdine	ND	460	ug/Kg	03/21/12		DD	SW 8270
Benzo(a)pyrene	ND	270	ug/Kg	03/21/12		DD	SW 8270
Benzo(b)fluoranthene	ND	270	ug/Kg	03/21/12		DD	SW 8270
Benzo(ghi)perylene	ND	270	ug/Kg	03/21/12		DD	SW 8270
Benzo(k)fluoranthene	ND	270	ug/Kg	03/21/12		DD	SW 8270
Benzoic acid	ND	1100	ug/Kg	03/21/12		DD	SW 8270 1
Benzyl butyl phthalate	ND	270	ug/Kg	03/21/12		DD	SW 8270
Bis(2-chloroethoxy)methane	ND	270	ug/Kg	03/21/12		DD	SW 8270
Bis(2-chloroethyl)ether	ND	380	ug/Kg	03/21/12		DD	SW 8270
Bis(2-chloroisopropyl)ether	ND	270	ug/Kg	03/21/12		DD	SW 8270
Bis(2-ethylhexyl)phthalate	ND	270	ug/Kg	03/21/12		DD	SW 8270
Carbazole	ND	580	ug/Kg	03/21/12		DD	SW 8270
Chrysene	ND	270	ug/Kg	03/21/12		DD	SW 8270
Dibenz(a,h)anthracene	ND	270	ug/Kg	03/21/12		DD	SW 8270
Dibenzofuran	ND	270	ug/Kg	03/21/12		DD	SW 8270
Diethyl phthalate	ND	270	ug/Kg	03/21/12		DD	SW 8270
Dimethylphthalate	ND	270	ug/Kg	03/21/12		DD	SW 8270
Di-n-butylphthalate	ND	270	ug/Kg	03/21/12		DD	SW 8270
Di-n-octylphthalate	ND	270	ug/Kg	03/21/12		DD	SW 8270
Fluoranthene	320	270	ug/Kg	03/21/12		DD	SW 8270
Fluorene	ND	270	ug/Kg	03/21/12		DD	SW 8270
Hexachlorobenzene	ND	270	ug/Kg	03/21/12		DD	SW 8270
Hexachlorobutadiene	ND	270	ug/Kg	03/21/12		DD	SW 8270
Hexachlorocyclopentadiene	ND	270	ug/Kg	03/21/12		DD	SW 8270
Hexachloroethane	ND	270	ug/Kg	03/21/12		DD	SW 8270
Indeno(1,2,3-cd)pyrene	ND	270	ug/Kg	03/21/12		DD	SW 8270
Isophorone	ND	270	ug/Kg	03/21/12		DD	SW 8270
Naphthalene	ND	270	ug/Kg	03/21/12		DD	SW 8270
Nitrobenzene	ND	270	ug/Kg	03/21/12		DD	SW 8270
N-Nitrosodimethylamine	ND	380	ug/Kg	03/21/12		DD	SW 8270
N-Nitrosodi-n-propylamine	ND	270	ug/Kg	03/21/12		DD	SW 8270
N-Nitrosodiphenylamine	ND	380	ug/Kg	03/21/12		DD	SW 8270
Pentachloronitrobenzene	ND	380	ug/Kg	03/21/12		DD	SW 8270
Pentachlorophenol	ND	380	ug/Kg	03/21/12		DD	SW 8270
Phenanthrene	280	270	ug/Kg	03/21/12		DD	SW 8270
Phenol	ND	270	ug/Kg	03/21/12		DD	SW 8270
Pyrene	290	270	ug/Kg	03/21/12		DD	SW 8270
Pyridine	ND	380	ug/Kg	03/21/12		DD	SW 8270
<u>QA/QC Surrogates</u>							
% 2,4,6-Tribromophenol	71		%	03/21/12		DD	15 - 130 %
% 2-Fluorobiphenyl	53		%	03/21/12		DD	15 - 130 %
% 2-Fluorophenol	57		%	03/21/12		DD	15 - 130 %
% Nitrobenzene-d5	62		%	03/21/12		DD	15 - 130 %
% Phenol-d5	61		%	03/21/12		DD	15 - 130 %
% Terphenyl-d14	76		%	03/21/12		DD	15 - 130 %

Parameter	Result	RL	Units	Date	Time	By	Reference
-----------	--------	----	-------	------	------	----	-----------


1 = This parameter is not certified by NY NELAC for this matrix. NY NELAC does not offer certification for all parameters.

Comments:

If there are any questions regarding this data, please call Phoenix Client Services at extension 200.

ND=Not detected BDL=Below Detection Level RL=Reporting Level

This report must not be reproduced except in full as defined by the attached chain of custody.



Phyllis Shiller, Laboratory Director

March 26, 2012



Environmental Laboratories, Inc.
 587 East Middle Turnpike, P.O.Box 370, Manchester, CT 06045
 Tel. (860) 645-1102 Fax (860) 645-0823

Analysis Report

March 26, 2012

FOR: Attn: Mr. Charles B. Sosik, P.G.
 Environmental Business Consultants
 1808 Middle Country Rd
 Ridge NY 11961-2406

Sample Information

Matrix: SOLID
 Location Code: EBC
 Rush Request: 72 Hour
 P.O.#:

Custody Information

Collected by:
 Received by: SW
 Analyzed by: see "By" below

Date

03/16/12
 03/19/12

Time

10:30
 17:21

Laboratory Data

SDG ID: GBB5453
 Phoenix ID: BB5459

Project ID: 11 JACKSON ST BKLYN NY

Client ID: B4 0-2 FT

Parameter	Result	RL	Units	Date	Time	By	Reference
Silver	< 0.41	0.41	mg/Kg	03/20/12		LK	6010/200.7
Aluminum	7950	61	mg/Kg	03/21/12		LK	6010/200.7
Arsenic	10.0	0.81	mg/Kg	03/20/12		LK	6010/200.7
Barium	450	0.41	mg/Kg	03/20/12		LK	6010/200.7
Beryllium	0.39	0.32	mg/Kg	03/20/12		LK	6010/200.7
Calcium	13300	6.1	mg/Kg	03/20/12		LK	6010/200.7
Cadmium	< 0.41	0.41	mg/Kg	03/20/12		LK	6010/200.7
Cobalt	5.74	0.41	mg/Kg	03/20/12		LK	6010/200.7
Chromium	20.5	0.41	mg/Kg	03/20/12		LK	6010/200.7
Copper	94.1	0.41	mg/kg	03/20/12		LK	6010/200.7
Iron	27200	61	mg/Kg	03/21/12		LK	6010/200.7
Mercury	1.41	0.08	mg/Kg	03/20/12		RS	SW-7471
Potassium	1110	6.1	mg/Kg	03/20/12		LK	6010/200.7
Magnesium	2370	6.1	mg/Kg	03/20/12		LK	6010/200.7
Manganese	386	4.1	mg/Kg	03/21/12		LK	6010/200.7
Sodium	587	6.1	mg/Kg	03/20/12		LK	6010/200.7
Nickel	14.0	0.41	mg/Kg	03/20/12		LK	6010/200.7
Lead	1230	4.1	mg/Kg	03/21/12		LK	6010/200.7
Antimony	< 4.1	4.1	mg/Kg	03/20/12		LK	6010/200.7
Selenium	< 1.6	1.6	mg/Kg	03/20/12		LK	6010/200.7
Thallium	< 3.7	3.7	mg/Kg	03/20/12		LK	6010/200.7
Total Metals Digest	Completed			03/19/12		B/T	SW846 - 3050
Vanadium	23.7	0.41	mg/Kg	03/20/12		LK	6010/200.7
Zinc	536	4.1	mg/Kg	03/21/12		LK	6010/200.7
Percent Solid	88		%	03/19/12		JL	E160.3
Soil Extraction for PCB	Completed			03/19/12		BB	SW3545
Soil Extraction for Pesticide	Completed			03/19/12		BB/F	SW3545
Soil Extraction for SVOA	Completed			03/19/12		BS/R	SW3545

Parameter	Result	RL	Units	Date	Time	By	Reference
Mercury Digestion	Completed			03/20/12		X/X	SW7471
<u>Polychlorinated Biphenyls</u>							
PCB-1016	ND	380	ug/Kg	03/20/12		AW	SW 8082
PCB-1221	ND	380	ug/Kg	03/20/12		AW	SW 8082
PCB-1232	ND	380	ug/Kg	03/20/12		AW	SW 8082
PCB-1242	ND	380	ug/Kg	03/20/12		AW	SW 8082
PCB-1248	ND	380	ug/Kg	03/20/12		AW	SW 8082
PCB-1254	ND	380	ug/Kg	03/20/12		AW	SW 8082
PCB-1260	ND	380	ug/Kg	03/20/12		AW	SW 8082
PCB-1262	ND	380	ug/Kg	03/20/12		AW	SW 8082
PCB-1268	ND	380	ug/Kg	03/20/12		AW	SW 8082
<u>QA/QC Surrogates</u>							
% DCBP	88		%	03/20/12		AW	30 - 150 %
% TCMX	59		%	03/20/12		AW	30 - 150 %
<u>Pesticides</u>							
4,4' -DDD	ND	36	ug/Kg	03/21/12		MR	SW8081
4,4' -DDE	ND	36	ug/Kg	03/21/12		MR	SW8081
4,4' -DDT	ND	36	ug/Kg	03/21/12		MR	SW8081
a-BHC	ND	18	ug/Kg	03/21/12		MR	SW8081
Alachlor	ND	18	ug/Kg	03/21/12		MR	SW8081
Aldrin	ND	5.6	ug/Kg	03/21/12		MR	SW8081
b-BHC	ND	18	ug/Kg	03/21/12		MR	SW8081
Chlordane	ND	56	ug/Kg	03/21/12		MR	SW8081
d-BHC	ND	18	ug/Kg	03/21/12		MR	SW8081
Dieldrin	ND	5.6	ug/Kg	03/21/12		MR	SW8081
Endosulfan I	ND	18	ug/Kg	03/21/12		MR	SW8081
Endosulfan II	ND	36	ug/Kg	03/21/12		MR	SW8081
Endosulfan sulfate	ND	36	ug/Kg	03/21/12		MR	SW8081
Endrin	ND	36	ug/Kg	03/21/12		MR	SW8081
Endrin aldehyde	ND	36	ug/Kg	03/21/12		MR	SW8081
Endrin ketone	ND	36	ug/Kg	03/21/12		MR	SW8081
g-BHC	ND	5.6	ug/Kg	03/21/12		MR	SW8081
Heptachlor	ND	11	ug/Kg	03/21/12		MR	SW8081
Heptachlor epoxide	ND	18	ug/Kg	03/21/12		MR	SW8081
Methoxychlor	ND	180	ug/Kg	03/21/12		MR	SW8081
Toxaphene	ND	180	ug/Kg	03/21/12		MR	SW8081
<u>QA/QC Surrogates</u>							
% DCBP	83		%	03/21/12		MR	30 - 150 %
% TCMX	82		%	03/21/12		MR	30 - 150 %
<u>Volatiles</u>							
1,1,1,2-Tetrachloroethane	ND	5.7	ug/Kg	03/21/12		R/J	SW8260
1,1,1-Trichloroethane	ND	5.7	ug/Kg	03/21/12		R/J	SW8260
1,1,2,2-Tetrachloroethane	ND	5.7	ug/Kg	03/21/12		R/J	SW8260
1,1,2-Trichloroethane	ND	5.7	ug/Kg	03/21/12		R/J	SW8260
1,1-Dichloroethane	ND	5.7	ug/Kg	03/21/12		R/J	SW8260
1,1-Dichloroethene	ND	5.7	ug/Kg	03/21/12		R/J	SW8260
1,1-Dichloropropene	ND	5.7	ug/Kg	03/21/12		R/J	SW8260
1,2,3-Trichlorobenzene	ND	5.7	ug/Kg	03/21/12		R/J	SW8260

Client ID: B4 0-2 FT

Parameter	Result	RL	Units	Date	Time	By	Reference
1,2,3-Trichloropropane	ND	5.7	ug/Kg	03/21/12		R/J	SW8260
1,2,4-Trichlorobenzene	ND	5.7	ug/Kg	03/21/12		R/J	SW8260 1
1,2,4-Trimethylbenzene	ND	5.7	ug/Kg	03/21/12		R/J	SW8260
1,2-Dibromo-3-chloropropane	ND	5.7	ug/Kg	03/21/12		R/J	SW8260
1,2-Dichlorobenzene	ND	5.7	ug/Kg	03/21/12		R/J	SW8260
1,2-Dichloroethane	ND	5.7	ug/Kg	03/21/12		R/J	SW8260
1,2-Dichloropropane	ND	5.7	ug/Kg	03/21/12		R/J	SW8260
1,3,5-Trimethylbenzene	ND	5.7	ug/Kg	03/21/12		R/J	SW8260
1,3-Dichlorobenzene	ND	5.7	ug/Kg	03/21/12		R/J	SW8260
1,3-Dichloropropane	ND	5.7	ug/Kg	03/21/12		R/J	SW8260
1,4-Dichlorobenzene	ND	5.7	ug/Kg	03/21/12		R/J	SW8260
2,2-Dichloropropane	ND	5.7	ug/Kg	03/21/12		R/J	SW8260
2-Chlorotoluene	ND	5.7	ug/Kg	03/21/12		R/J	SW8260
2-Hexanone	ND	28	ug/Kg	03/21/12		R/J	SW8260
2-Isopropyltoluene	ND	5.7	ug/Kg	03/21/12		R/J	SW8260 1
4-Chlorotoluene	ND	5.7	ug/Kg	03/21/12		R/J	SW8260
4-Methyl-2-pentanone	ND	28	ug/Kg	03/21/12		R/J	SW8260
Acetone	ND	28	ug/Kg	03/21/12		R/J	SW8260
Acrylonitrile	ND	11	ug/Kg	03/21/12		R/J	SW8260
Benzene	ND	5.7	ug/Kg	03/21/12		R/J	SW8260
Bromobenzene	ND	5.7	ug/Kg	03/21/12		R/J	SW8260
Bromochloromethane	ND	5.7	ug/Kg	03/21/12		R/J	SW8260
Bromodichloromethane	ND	5.7	ug/Kg	03/21/12		R/J	SW8260
Bromoform	ND	5.7	ug/Kg	03/21/12		R/J	SW8260
Bromomethane	ND	5.7	ug/Kg	03/21/12		R/J	SW8260
Carbon Disulfide	ND	5.7	ug/Kg	03/21/12		R/J	SW8260
Carbon tetrachloride	ND	5.7	ug/Kg	03/21/12		R/J	SW8260
Chlorobenzene	ND	5.7	ug/Kg	03/21/12		R/J	SW8260
Chloroethane	ND	5.7	ug/Kg	03/21/12		R/J	SW8260
Chloroform	ND	5.7	ug/Kg	03/21/12		R/J	SW8260
Chloromethane	ND	5.7	ug/Kg	03/21/12		R/J	SW8260
cis-1,2-Dichloroethene	ND	5.7	ug/Kg	03/21/12		R/J	SW8260
cis-1,3-Dichloropropene	ND	5.7	ug/Kg	03/21/12		R/J	SW8260
Dibromochloromethane	ND	5.7	ug/Kg	03/21/12		R/J	SW8260
Dibromoethane	ND	5.7	ug/Kg	03/21/12		R/J	SW8260 1
Dibromomethane	ND	5.7	ug/Kg	03/21/12		R/J	SW8260
Dichlorodifluoromethane	ND	5.7	ug/Kg	03/21/12		R/J	SW8260
Ethylbenzene	ND	5.7	ug/Kg	03/21/12		R/J	SW8260
Hexachlorobutadiene	ND	5.7	ug/Kg	03/21/12		R/J	SW8260 1
Isopropylbenzene	ND	5.7	ug/Kg	03/21/12		R/J	SW8260
m&p-Xylene	ND	5.7	ug/Kg	03/21/12		R/J	SW8260
Methyl Ethyl Ketone	ND	28	ug/Kg	03/21/12		R/J	SW8260
Methyl t-butyl ether (MTBE)	ND	11	ug/Kg	03/21/12		R/J	SW8260
Methylene chloride	ND	57	ug/Kg	03/21/12		R/J	SW8260
Naphthalene	ND	5.7	ug/Kg	03/21/12		R/J	SW8260
n-Butylbenzene	ND	5.7	ug/Kg	03/21/12		R/J	SW8260
n-Propylbenzene	ND	5.7	ug/Kg	03/21/12		R/J	SW8260
o-Xylene	ND	5.7	ug/Kg	03/21/12		R/J	SW8260
p-Isopropyltoluene	ND	5.7	ug/Kg	03/21/12		R/J	SW8260
sec-Butylbenzene	ND	5.7	ug/Kg	03/21/12		R/J	SW8260

Client ID: B4 0-2 FT

Parameter	Result	RL	Units	Date	Time	By	Reference
Styrene	ND	5.7	ug/Kg	03/21/12		R/J	SW8260
tert-Butylbenzene	ND	5.7	ug/Kg	03/21/12		R/J	SW8260
Tetrachloroethene	6.6	5.7	ug/Kg	03/21/12		R/J	SW8260
Tetrahydrofuran (THF)	ND	11	ug/Kg	03/21/12		R/J	SW8260
Toluene	ND	5.7	ug/Kg	03/21/12		R/J	SW8260
Total Xylenes	ND	5.7	ug/Kg	03/21/12		R/J	SW8260
trans-1,2-Dichloroethene	ND	5.7	ug/Kg	03/21/12		R/J	SW8260
trans-1,3-Dichloropropene	ND	5.7	ug/Kg	03/21/12		R/J	SW8260
trans-1,4-dichloro-2-butene	ND	11	ug/Kg	03/21/12		R/J	SW8260
Trichloroethene	ND	5.7	ug/Kg	03/21/12		R/J	SW8260
Trichlorofluoromethane	ND	5.7	ug/Kg	03/21/12		R/J	SW8260
Trichlorotrifluoroethane	ND	5.7	ug/Kg	03/21/12		R/J	SW8260
Vinyl chloride	ND	5.7	ug/Kg	03/21/12		R/J	SW8260
<u>QA/QC Surrogates</u>							
% 1,2-dichlorobenzene-d4	111		%	03/21/12		R/J	70 - 130 %
% Bromofluorobenzene	88		%	03/21/12		R/J	70 - 130 %
% Dibromofluoromethane	94		%	03/21/12		R/J	70 - 130 %
% Toluene-d8	75		%	03/21/12		R/J	70 - 130 %
<u>Semivolatiles</u>							
1,2,4,5-Tetrachlorobenzene	ND	260	ug/Kg	03/21/12		DD	SW 8270
1,2,4-Trichlorobenzene	ND	260	ug/Kg	03/21/12		DD	SW 8270
1,2-Dichlorobenzene	ND	260	ug/Kg	03/21/12		DD	SW 8270
1,3-Dichlorobenzene	ND	260	ug/Kg	03/21/12		DD	SW 8270
1,4-Dichlorobenzene	ND	260	ug/Kg	03/21/12		DD	SW 8270
2,4,5-Trichlorophenol	ND	260	ug/Kg	03/21/12		DD	SW 8270
2,4,6-Trichlorophenol	ND	260	ug/Kg	03/21/12		DD	SW 8270
2,4-Dichlorophenol	ND	260	ug/Kg	03/21/12		DD	SW 8270
2,4-Dimethylphenol	ND	260	ug/Kg	03/21/12		DD	SW 8270
2,4-Dinitrophenol	ND	600	ug/Kg	03/21/12		DD	SW 8270
2,4-Dinitrotoluene	ND	260	ug/Kg	03/21/12		DD	SW 8270
2,6-Dinitrotoluene	ND	260	ug/Kg	03/21/12		DD	SW 8270
2-Chloronaphthalene	ND	260	ug/Kg	03/21/12		DD	SW 8270
2-Chlorophenol	ND	260	ug/Kg	03/21/12		DD	SW 8270
2-Methylnaphthalene	ND	260	ug/Kg	03/21/12		DD	SW 8270
2-Methylphenol (o-cresol)	ND	260	ug/Kg	03/21/12		DD	SW 8270
2-Nitroaniline	ND	600	ug/Kg	03/21/12		DD	SW 8270
2-Nitrophenol	ND	260	ug/Kg	03/21/12		DD	SW 8270
3&4-Methylphenol (m&p-cresol)	ND	380	ug/Kg	03/21/12		DD	SW 8270
3,3'-Dichlorobenzidine	ND	260	ug/Kg	03/21/12		DD	SW 8270
3-Nitroaniline	ND	600	ug/Kg	03/21/12		DD	SW 8270
4,6-Dinitro-2-methylphenol	ND	1100	ug/Kg	03/21/12		DD	SW 8270
4-Bromophenyl phenyl ether	ND	380	ug/Kg	03/21/12		DD	SW 8270
4-Chloro-3-methylphenol	ND	260	ug/Kg	03/21/12		DD	SW 8270
4-Chloroaniline	ND	260	ug/Kg	03/21/12		DD	SW 8270
4-Chlorophenyl phenyl ether	ND	260	ug/Kg	03/21/12		DD	SW 8270
4-Nitroaniline	ND	600	ug/Kg	03/21/12		DD	SW 8270
4-Nitrophenol	ND	1100	ug/Kg	03/21/12		DD	SW 8270
Acenaphthene	ND	260	ug/Kg	03/21/12		DD	SW 8270
Acenaphthylene	ND	260	ug/Kg	03/21/12		DD	SW 8270
Acetophenone	ND	260	ug/Kg	03/21/12		DD	SW 8270

Client ID: B4 0-2 FT

Parameter	Result	RL	Units	Date	Time	By	Reference
Aniline	ND	1100	ug/Kg	03/21/12		DD	SW 8270 1
Anthracene	480	260	ug/Kg	03/21/12		DD	SW 8270
Azobenzene	ND	380	ug/Kg	03/21/12		DD	SW 8270 1
Benz(a)anthracene	1600	260	ug/Kg	03/21/12		DD	SW 8270
Benzydine	ND	450	ug/Kg	03/21/12		DD	SW 8270
Benzo(a)pyrene	1500	260	ug/Kg	03/21/12		DD	SW 8270
Benzo(b)fluoranthene	1900	260	ug/Kg	03/21/12		DD	SW 8270
Benzo(ghi)perylene	1200	260	ug/Kg	03/21/12		DD	SW 8270
Benzo(k)fluoranthene	580	260	ug/Kg	03/21/12		DD	SW 8270
Benzoic acid	ND	1100	ug/Kg	03/21/12		DD	SW 8270 1
Benzyl butyl phthalate	ND	260	ug/Kg	03/21/12		DD	SW 8270
Bis(2-chloroethoxy)methane	ND	260	ug/Kg	03/21/12		DD	SW 8270
Bis(2-chloroethyl)ether	ND	380	ug/Kg	03/21/12		DD	SW 8270
Bis(2-chloroisopropyl)ether	ND	260	ug/Kg	03/21/12		DD	SW 8270
Bis(2-ethylhexyl)phthalate	ND	260	ug/Kg	03/21/12		DD	SW 8270
Carbazole	ND	560	ug/Kg	03/21/12		DD	SW 8270
Chrysene	1600	260	ug/Kg	03/21/12		DD	SW 8270
Dibenz(a,h)anthracene	280	260	ug/Kg	03/21/12		DD	SW 8270
Dibenzofuran	ND	260	ug/Kg	03/21/12		DD	SW 8270
Diethyl phthalate	ND	260	ug/Kg	03/21/12		DD	SW 8270
Dimethylphthalate	ND	260	ug/Kg	03/21/12		DD	SW 8270
Di-n-butylphthalate	1200	260	ug/Kg	03/21/12		DD	SW 8270
Di-n-octylphthalate	ND	260	ug/Kg	03/21/12		DD	SW 8270
Fluoranthene	4300	260	ug/Kg	03/21/12		DD	SW 8270
Fluorene	ND	260	ug/Kg	03/21/12		DD	SW 8270
Hexachlorobenzene	ND	260	ug/Kg	03/21/12		DD	SW 8270
Hexachlorobutadiene	ND	260	ug/Kg	03/21/12		DD	SW 8270
Hexachlorocyclopentadiene	ND	260	ug/Kg	03/21/12		DD	SW 8270
Hexachloroethane	ND	260	ug/Kg	03/21/12		DD	SW 8270
Indeno(1,2,3-cd)pyrene	910	260	ug/Kg	03/21/12		DD	SW 8270
Isophorone	ND	260	ug/Kg	03/21/12		DD	SW 8270
Naphthalene	400	260	ug/Kg	03/21/12		DD	SW 8270
Nitrobenzene	ND	260	ug/Kg	03/21/12		DD	SW 8270
N-Nitrosodimethylamine	ND	380	ug/Kg	03/21/12		DD	SW 8270
N-Nitrosodi-n-propylamine	ND	260	ug/Kg	03/21/12		DD	SW 8270
N-Nitrosodiphenylamine	ND	380	ug/Kg	03/21/12		DD	SW 8270
Pentachloronitrobenzene	ND	380	ug/Kg	03/21/12		DD	SW 8270
Pentachlorophenol	ND	380	ug/Kg	03/21/12		DD	SW 8270
Phenanthrene	2600	260	ug/Kg	03/21/12		DD	SW 8270
Phenol	ND	260	ug/Kg	03/21/12		DD	SW 8270
Pyrene	4000	260	ug/Kg	03/21/12		DD	SW 8270
Pyridine	ND	380	ug/Kg	03/21/12		DD	SW 8270
<u>QA/QC Surrogates</u>							
% 2,4,6-Tribromophenol	95		%	03/21/12		DD	15 - 130 %
% 2-Fluorobiphenyl	83		%	03/21/12		DD	15 - 130 %
% 2-Fluorophenol	70		%	03/21/12		DD	15 - 130 %
% Nitrobenzene-d5	82		%	03/21/12		DD	15 - 130 %
% Phenol-d5	78		%	03/21/12		DD	15 - 130 %
% Terphenyl-d14	107		%	03/21/12		DD	15 - 130 %

Parameter	Result	RL	Units	Date	Time	By	Reference
-----------	--------	----	-------	------	------	----	-----------

1 = This parameter is not certified by NY NELAC for this matrix. NY NELAC does not offer certification for all parameters.


Comments:

**Poor IS recovery was observed for volatiles due to matrix interference. Sample was analyzed twice with similar results.

If there are any questions regarding this data, please call Phoenix Client Services at extension 200.

ND=Not detected BDL=Below Detection Level RL=Reporting Level

This report must not be reproduced except in full as defined by the attached chain of custody.



Phyllis Shiller, Laboratory Director

March 26, 2012



Environmental Laboratories, Inc.
 587 East Middle Turnpike, P.O.Box 370, Manchester, CT 06045
 Tel. (860) 645-1102 Fax (860) 645-0823

Analysis Report

March 26, 2012

FOR: Attn: Mr. Charles B. Sosik, P.G.
 Environmental Business Consultants
 1808 Middle Country Rd
 Ridge NY 11961-2406

Sample Information

Matrix: SOLID
 Location Code: EBC
 Rush Request: 72 Hour
 P.O.#:

Custody Information

Collected by:
 Received by: SW
 Analyzed by: see "By" below

Date

03/16/12
 03/19/12

Time

10:40
 17:21

Laboratory Data

SDG ID: GBB5453
 Phoenix ID: BB55460

Project ID: 11 JACKSON ST BKLYN NY

Client ID: B4 4-6 FT

Parameter	Result	RL	Units	Date	Time	By	Reference
Silver	< 0.38	0.38	mg/Kg	03/20/12		LK	6010/200.7
Aluminum	8900	57	mg/Kg	03/21/12		LK	6010/200.7
Arsenic	2.99	0.76	mg/Kg	03/20/12		LK	6010/200.7
Barium	205	0.38	mg/Kg	03/20/12		LK	6010/200.7
Beryllium	0.59	0.31	mg/Kg	03/20/12		LK	6010/200.7
Calcium	22400	57	mg/Kg	03/21/12		LK	6010/200.7
Cadmium	< 0.38	0.38	mg/Kg	03/20/12		LK	6010/200.7
Cobalt	6.71	0.38	mg/Kg	03/20/12		LK	6010/200.7
Chromium	18.3	0.38	mg/Kg	03/20/12		LK	6010/200.7
Copper	36.0	0.38	mg/kg	03/20/12		LK	6010/200.7
Iron	34100	57	mg/Kg	03/21/12		LK	6010/200.7
Mercury	0.47	0.07	mg/Kg	03/20/12		RS	SW-7471
Potassium	914	5.7	mg/Kg	03/20/12		LK	6010/200.7
Magnesium	1960	5.7	mg/Kg	03/20/12		LK	6010/200.7
Manganese	478	3.8	mg/Kg	03/21/12		LK	6010/200.7
Sodium	237	5.7	mg/Kg	03/20/12		LK	6010/200.7
Nickel	16.9	0.38	mg/Kg	03/20/12		LK	6010/200.7
Lead	928	3.8	mg/Kg	03/21/12		LK	6010/200.7
Antimony	< 3.8	3.8	mg/Kg	03/20/12		LK	6010/200.7
Selenium	< 1.5	1.5	mg/Kg	03/20/12		LK	6010/200.7
Thallium	< 3.4	3.4	mg/Kg	03/20/12		LK	6010/200.7
Total Metals Digest	Completed			03/19/12		B/T	SW846 - 3050
Vanadium	27.6	0.38	mg/Kg	03/20/12		LK	6010/200.7
Zinc	210	0.38	mg/Kg	03/20/12		LK	6010/200.7
Percent Solid	85		%	03/19/12		JL	E160.3
Soil Extraction for PCB	Completed			03/19/12		BB	SW3545
Soil Extraction for Pesticide	Completed			03/19/12		BB/F	SW3545
Soil Extraction for SVOA	Completed			03/19/12		BS/R	SW3545

Client ID: B4 4-6 FT

Parameter	Result	RL	Units	Date	Time	By	Reference
Mercury Digestion	Completed			03/20/12		X/X	SW7471
<u>Polychlorinated Biphenyls</u>							
PCB-1016	ND	390	ug/Kg	03/20/12		AW	SW 8082
PCB-1221	ND	390	ug/Kg	03/20/12		AW	SW 8082
PCB-1232	ND	390	ug/Kg	03/20/12		AW	SW 8082
PCB-1242	ND	390	ug/Kg	03/20/12		AW	SW 8082
PCB-1248	ND	390	ug/Kg	03/20/12		AW	SW 8082
PCB-1254	ND	390	ug/Kg	03/20/12		AW	SW 8082
PCB-1260	ND	390	ug/Kg	03/20/12		AW	SW 8082
PCB-1262	ND	390	ug/Kg	03/20/12		AW	SW 8082
PCB-1268	ND	390	ug/Kg	03/20/12		AW	SW 8082
<u>QA/QC Surrogates</u>							
% DCBP	88		%	03/20/12		AW	30 - 150 %
% TCMX	78		%	03/20/12		AW	30 - 150 %
<u>Pesticides</u>							
4,4' -DDD	ND	38	ug/Kg	03/21/12		MR	SW8081
4,4' -DDE	ND	38	ug/Kg	03/21/12		MR	SW8081
4,4' -DDT	ND	38	ug/Kg	03/21/12		MR	SW8081
a-BHC	ND	19	ug/Kg	03/21/12		MR	SW8081
Alachlor	ND	19	ug/Kg	03/21/12		MR	SW8081
Aldrin	ND	5.9	ug/Kg	03/21/12		MR	SW8081
b-BHC	ND	19	ug/Kg	03/21/12		MR	SW8081
Chlordane	ND	59	ug/Kg	03/21/12		MR	SW8081
d-BHC	ND	19	ug/Kg	03/21/12		MR	SW8081
Dieldrin	ND	5.9	ug/Kg	03/21/12		MR	SW8081
Endosulfan I	ND	19	ug/Kg	03/21/12		MR	SW8081
Endosulfan II	ND	38	ug/Kg	03/21/12		MR	SW8081
Endosulfan sulfate	ND	38	ug/Kg	03/21/12		MR	SW8081
Endrin	ND	38	ug/Kg	03/21/12		MR	SW8081
Endrin aldehyde	ND	38	ug/Kg	03/21/12		MR	SW8081
Endrin ketone	ND	38	ug/Kg	03/21/12		MR	SW8081
g-BHC	ND	5.9	ug/Kg	03/21/12		MR	SW8081
Heptachlor	ND	12	ug/Kg	03/21/12		MR	SW8081
Heptachlor epoxide	ND	19	ug/Kg	03/21/12		MR	SW8081
Methoxychlor	ND	190	ug/Kg	03/21/12		MR	SW8081
Toxaphene	ND	190	ug/Kg	03/21/12		MR	SW8081
<u>QA/QC Surrogates</u>							
% DCBP	82		%	03/21/12		MR	30 - 150 %
% TCMX	78		%	03/21/12		MR	30 - 150 %
<u>Volatiles</u>							
1,1,1,2-Tetrachloroethane	ND	5.9	ug/Kg	03/20/12		H/J	SW8260
1,1,1-Trichloroethane	ND	5.9	ug/Kg	03/20/12		H/J	SW8260
1,1,2,2-Tetrachloroethane	ND	5.9	ug/Kg	03/20/12		H/J	SW8260
1,1,2-Trichloroethane	ND	5.9	ug/Kg	03/20/12		H/J	SW8260
1,1-Dichloroethane	ND	5.9	ug/Kg	03/20/12		H/J	SW8260
1,1-Dichloroethene	ND	5.9	ug/Kg	03/20/12		H/J	SW8260
1,1-Dichloropropene	ND	5.9	ug/Kg	03/20/12		H/J	SW8260
1,2,3-Trichlorobenzene	ND	5.9	ug/Kg	03/20/12		H/J	SW8260

Client ID: B4 4-6 FT

Parameter	Result	RL	Units	Date	Time	By	Reference
1,2,3-Trichloropropane	ND	5.9	ug/Kg	03/20/12		H/J	SW8260
1,2,4-Trichlorobenzene	ND	5.9	ug/Kg	03/20/12		H/J	SW8260
1,2,4-Trimethylbenzene	ND	5.9	ug/Kg	03/20/12		H/J	SW8260
1,2-Dibromo-3-chloropropane	ND	5.9	ug/Kg	03/20/12		H/J	SW8260
1,2-Dichlorobenzene	ND	5.9	ug/Kg	03/20/12		H/J	SW8260
1,2-Dichloroethane	ND	5.9	ug/Kg	03/20/12		H/J	SW8260
1,2-Dichloropropane	ND	5.9	ug/Kg	03/20/12		H/J	SW8260
1,3,5-Trimethylbenzene	ND	5.9	ug/Kg	03/20/12		H/J	SW8260
1,3-Dichlorobenzene	ND	5.9	ug/Kg	03/20/12		H/J	SW8260
1,3-Dichloropropane	ND	5.9	ug/Kg	03/20/12		H/J	SW8260
1,4-Dichlorobenzene	ND	5.9	ug/Kg	03/20/12		H/J	SW8260
2,2-Dichloropropane	ND	5.9	ug/Kg	03/20/12		H/J	SW8260
2-Chlorotoluene	ND	5.9	ug/Kg	03/20/12		H/J	SW8260
2-Hexanone	ND	29	ug/Kg	03/20/12		H/J	SW8260
2-Isopropyltoluene	ND	5.9	ug/Kg	03/20/12		H/J	SW8260
4-Chlorotoluene	ND	5.9	ug/Kg	03/20/12		H/J	SW8260
4-Methyl-2-pentanone	ND	29	ug/Kg	03/20/12		H/J	SW8260
Acetone	ND	29	ug/Kg	03/20/12		H/J	SW8260
Acrylonitrile	ND	12	ug/Kg	03/20/12		H/J	SW8260
Benzene	ND	5.9	ug/Kg	03/20/12		H/J	SW8260
Bromobenzene	ND	5.9	ug/Kg	03/20/12		H/J	SW8260
Bromochloromethane	ND	5.9	ug/Kg	03/20/12		H/J	SW8260
Bromodichloromethane	ND	5.9	ug/Kg	03/20/12		H/J	SW8260
Bromoform	ND	5.9	ug/Kg	03/20/12		H/J	SW8260
Bromomethane	ND	5.9	ug/Kg	03/20/12		H/J	SW8260
Carbon Disulfide	ND	5.9	ug/Kg	03/20/12		H/J	SW8260
Carbon tetrachloride	ND	5.9	ug/Kg	03/20/12		H/J	SW8260
Chlorobenzene	ND	5.9	ug/Kg	03/20/12		H/J	SW8260
Chloroethane	ND	5.9	ug/Kg	03/20/12		H/J	SW8260
Chloroform	ND	5.9	ug/Kg	03/20/12		H/J	SW8260
Chloromethane	ND	5.9	ug/Kg	03/20/12		H/J	SW8260
cis-1,2-Dichloroethene	ND	5.9	ug/Kg	03/20/12		H/J	SW8260
cis-1,3-Dichloropropene	ND	5.9	ug/Kg	03/20/12		H/J	SW8260
Dibromochloromethane	ND	5.9	ug/Kg	03/20/12		H/J	SW8260
Dibromoethane	ND	5.9	ug/Kg	03/20/12		H/J	SW8260
Dibromomethane	ND	5.9	ug/Kg	03/20/12		H/J	SW8260
Dichlorodifluoromethane	ND	5.9	ug/Kg	03/20/12		H/J	SW8260
Ethylbenzene	ND	5.9	ug/Kg	03/20/12		H/J	SW8260
Hexachlorobutadiene	ND	5.9	ug/Kg	03/20/12		H/J	SW8260
Isopropylbenzene	ND	5.9	ug/Kg	03/20/12		H/J	SW8260
m&p-Xylene	ND	5.9	ug/Kg	03/20/12		H/J	SW8260
Methyl Ethyl Ketone	ND	29	ug/Kg	03/20/12		H/J	SW8260
Methyl t-butyl ether (MTBE)	ND	12	ug/Kg	03/20/12		H/J	SW8260
Methylene chloride	ND	5.9	ug/Kg	03/20/12		H/J	SW8260
Naphthalene	ND	5.9	ug/Kg	03/20/12		H/J	SW8260
n-Butylbenzene	ND	5.9	ug/Kg	03/20/12		H/J	SW8260
n-Propylbenzene	ND	5.9	ug/Kg	03/20/12		H/J	SW8260
o-Xylene	ND	5.9	ug/Kg	03/20/12		H/J	SW8260
p-Isopropyltoluene	ND	5.9	ug/Kg	03/20/12		H/J	SW8260
sec-Butylbenzene	ND	5.9	ug/Kg	03/20/12		H/J	SW8260

Client ID: B4 4-6 FT

Parameter	Result	RL	Units	Date	Time	By	Reference
Styrene	ND	5.9	ug/Kg	03/20/12		H/J	SW8260
tert-Butylbenzene	ND	5.9	ug/Kg	03/20/12		H/J	SW8260
Tetrachloroethene	ND	5.9	ug/Kg	03/20/12		H/J	SW8260
Tetrahydrofuran (THF)	ND	12	ug/Kg	03/20/12		H/J	SW8260
Toluene	ND	5.9	ug/Kg	03/20/12		H/J	SW8260
Total Xylenes	ND	5.9	ug/Kg	03/20/12		H/J	SW8260
trans-1,2-Dichloroethene	ND	5.9	ug/Kg	03/20/12		H/J	SW8260
trans-1,3-Dichloropropene	ND	5.9	ug/Kg	03/20/12		H/J	SW8260
trans-1,4-dichloro-2-butene	ND	12	ug/Kg	03/20/12		H/J	SW8260
Trichloroethene	ND	5.9	ug/Kg	03/20/12		H/J	SW8260
Trichlorofluoromethane	ND	5.9	ug/Kg	03/20/12		H/J	SW8260
Trichlorotrifluoroethane	ND	5.9	ug/Kg	03/20/12		H/J	SW8260
Vinyl chloride	ND	5.9	ug/Kg	03/20/12		H/J	SW8260
<u>QA/QC Surrogates</u>							
% 1,2-dichlorobenzene-d4	104		%	03/20/12		H/J	70 - 130 %
% Bromofluorobenzene	91		%	03/20/12		H/J	70 - 130 %
% Dibromofluoromethane	83		%	03/20/12		H/J	70 - 130 %
% Toluene-d8	95		%	03/20/12		H/J	70 - 130 %
<u>Semivolatiles</u>							
1,2,4,5-Tetrachlorobenzene	ND	270	ug/Kg	03/21/12		DD	SW 8270
1,2,4-Trichlorobenzene	ND	270	ug/Kg	03/21/12		DD	SW 8270
1,2-Dichlorobenzene	ND	270	ug/Kg	03/21/12		DD	SW 8270
1,3-Dichlorobenzene	ND	270	ug/Kg	03/21/12		DD	SW 8270
1,4-Dichlorobenzene	ND	270	ug/Kg	03/21/12		DD	SW 8270
2,4,5-Trichlorophenol	ND	270	ug/Kg	03/21/12		DD	SW 8270
2,4,6-Trichlorophenol	ND	270	ug/Kg	03/21/12		DD	SW 8270
2,4-Dichlorophenol	ND	270	ug/Kg	03/21/12		DD	SW 8270
2,4-Dimethylphenol	ND	270	ug/Kg	03/21/12		DD	SW 8270
2,4-Dinitrophenol	ND	620	ug/Kg	03/21/12		DD	SW 8270
2,4-Dinitrotoluene	ND	270	ug/Kg	03/21/12		DD	SW 8270
2,6-Dinitrotoluene	ND	270	ug/Kg	03/21/12		DD	SW 8270
2-Chloronaphthalene	ND	270	ug/Kg	03/21/12		DD	SW 8270
2-Chlorophenol	ND	270	ug/Kg	03/21/12		DD	SW 8270
2-Methylnaphthalene	ND	270	ug/Kg	03/21/12		DD	SW 8270
2-Methylphenol (o-cresol)	ND	270	ug/Kg	03/21/12		DD	SW 8270
2-Nitroaniline	ND	620	ug/Kg	03/21/12		DD	SW 8270
2-Nitrophenol	ND	270	ug/Kg	03/21/12		DD	SW 8270
3&4-Methylphenol (m&p-cresol)	ND	390	ug/Kg	03/21/12		DD	SW 8270
3,3'-Dichlorobenzidine	ND	270	ug/Kg	03/21/12		DD	SW 8270
3-Nitroaniline	ND	620	ug/Kg	03/21/12		DD	SW 8270
4,6-Dinitro-2-methylphenol	ND	1100	ug/Kg	03/21/12		DD	SW 8270
4-Bromophenyl phenyl ether	ND	390	ug/Kg	03/21/12		DD	SW 8270
4-Chloro-3-methylphenol	ND	270	ug/Kg	03/21/12		DD	SW 8270
4-Chloroaniline	ND	270	ug/Kg	03/21/12		DD	SW 8270
4-Chlorophenyl phenyl ether	ND	270	ug/Kg	03/21/12		DD	SW 8270
4-Nitroaniline	ND	620	ug/Kg	03/21/12		DD	SW 8270
4-Nitrophenol	ND	1100	ug/Kg	03/21/12		DD	SW 8270
Acenaphthene	ND	270	ug/Kg	03/21/12		DD	SW 8270
Acenaphthylene	ND	270	ug/Kg	03/21/12		DD	SW 8270
Acetophenone	ND	270	ug/Kg	03/21/12		DD	SW 8270

Client ID: B4 4-6 FT

Parameter	Result	RL	Units	Date	Time	By	Reference
Aniline	ND	1100	ug/Kg	03/21/12		DD	SW 8270 1
Anthracene	ND	270	ug/Kg	03/21/12		DD	SW 8270
Azobenzene	ND	390	ug/Kg	03/21/12		DD	SW 8270 1
Benz(a)anthracene	360	270	ug/Kg	03/21/12		DD	SW 8270
Benzydine	ND	470	ug/Kg	03/21/12		DD	SW 8270
Benzo(a)pyrene	300	270	ug/Kg	03/21/12		DD	SW 8270
Benzo(b)fluoranthene	370	270	ug/Kg	03/21/12		DD	SW 8270
Benzo(ghi)perylene	ND	270	ug/Kg	03/21/12		DD	SW 8270
Benzo(k)fluoranthene	ND	270	ug/Kg	03/21/12		DD	SW 8270
Benzoic acid	ND	1100	ug/Kg	03/21/12		DD	SW 8270 1
Benzyl butyl phthalate	ND	270	ug/Kg	03/21/12		DD	SW 8270
Bis(2-chloroethoxy)methane	ND	270	ug/Kg	03/21/12		DD	SW 8270
Bis(2-chloroethyl)ether	ND	390	ug/Kg	03/21/12		DD	SW 8270
Bis(2-chloroisopropyl)ether	ND	270	ug/Kg	03/21/12		DD	SW 8270
Bis(2-ethylhexyl)phthalate	ND	270	ug/Kg	03/21/12		DD	SW 8270
Carbazole	ND	580	ug/Kg	03/21/12		DD	SW 8270
Chrysene	330	270	ug/Kg	03/21/12		DD	SW 8270
Dibenz(a,h)anthracene	ND	270	ug/Kg	03/21/12		DD	SW 8270
Dibenzofuran	ND	270	ug/Kg	03/21/12		DD	SW 8270
Diethyl phthalate	ND	270	ug/Kg	03/21/12		DD	SW 8270
Dimethylphthalate	ND	270	ug/Kg	03/21/12		DD	SW 8270
Di-n-butylphthalate	ND	270	ug/Kg	03/21/12		DD	SW 8270
Di-n-octylphthalate	ND	270	ug/Kg	03/21/12		DD	SW 8270
Fluoranthene	790	270	ug/Kg	03/21/12		DD	SW 8270
Fluorene	ND	270	ug/Kg	03/21/12		DD	SW 8270
Hexachlorobenzene	ND	270	ug/Kg	03/21/12		DD	SW 8270
Hexachlorobutadiene	ND	270	ug/Kg	03/21/12		DD	SW 8270
Hexachlorocyclopentadiene	ND	270	ug/Kg	03/21/12		DD	SW 8270
Hexachloroethane	ND	270	ug/Kg	03/21/12		DD	SW 8270
Indeno(1,2,3-cd)pyrene	ND	270	ug/Kg	03/21/12		DD	SW 8270
Isophorone	ND	270	ug/Kg	03/21/12		DD	SW 8270
Naphthalene	ND	270	ug/Kg	03/21/12		DD	SW 8270
Nitrobenzene	ND	270	ug/Kg	03/21/12		DD	SW 8270
N-Nitrosodimethylamine	ND	390	ug/Kg	03/21/12		DD	SW 8270
N-Nitrosodi-n-propylamine	ND	270	ug/Kg	03/21/12		DD	SW 8270
N-Nitrosodiphenylamine	ND	390	ug/Kg	03/21/12		DD	SW 8270
Pentachloronitrobenzene	ND	390	ug/Kg	03/21/12		DD	SW 8270
Pentachlorophenol	ND	390	ug/Kg	03/21/12		DD	SW 8270
Phenanthrene	520	270	ug/Kg	03/21/12		DD	SW 8270
Phenol	ND	270	ug/Kg	03/21/12		DD	SW 8270
Pyrene	750	270	ug/Kg	03/21/12		DD	SW 8270
Pyridine	ND	390	ug/Kg	03/21/12		DD	SW 8270
<u>QA/QC Surrogates</u>							
% 2,4,6-Tribromophenol	93		%	03/21/12		DD	15 - 130 %
% 2-Fluorobiphenyl	71		%	03/21/12		DD	15 - 130 %
% 2-Fluorophenol	72		%	03/21/12		DD	15 - 130 %
% Nitrobenzene-d5	74		%	03/21/12		DD	15 - 130 %
% Phenol-d5	76		%	03/21/12		DD	15 - 130 %
% Terphenyl-d14	92		%	03/21/12		DD	15 - 130 %

Parameter	Result	RL	Units	Date	Time	By	Reference
-----------	--------	----	-------	------	------	----	-----------


1 = This parameter is not certified by NY NELAC for this matrix. NY NELAC does not offer certification for all parameters.

Comments:

If there are any questions regarding this data, please call Phoenix Client Services at extension 200.

ND=Not detected BDL=Below Detection Level RL=Reporting Level

This report must not be reproduced except in full as defined by the attached chain of custody.



Phyllis Shiller, Laboratory Director

March 26, 2012



Environmental Laboratories, Inc.
 587 East Middle Turnpike, P.O.Box 370, Manchester, CT 06045
 Tel. (860) 645-1102 Fax (860) 645-0823

Analysis Report

March 26, 2012

FOR: Attn: Mr. Charles B. Sosik, P.G.
 Environmental Business Consultants
 1808 Middle Country Rd
 Ridge NY 11961-2406

Sample Information

Matrix: SOLID
 Location Code: EBC
 Rush Request: 72 Hour
 P.O.#:

Custody Information

Collected by:
 Received by: SW
 Analyzed by: see "By" below

Date Time
 03/16/12 10:50
 03/19/12 17:21

Laboratory Data

SDG ID: GBB5453
 Phoenix ID: BB5461

Project ID: 11 JACKSON ST BKLYN NY

Client ID: B5 0-2 FT

Parameter	Result	RL	Units	Date	Time	By	Reference
Silver	< 0.70	0.70	mg/Kg	03/20/12		LK	6010/200.7
Aluminum	6310	56	mg/Kg	03/21/12		LK	6010/200.7
Arsenic	13.0	0.74	mg/Kg	03/20/12		LK	6010/200.7
Barium	920	0.37	mg/Kg	03/20/12		LK	6010/200.7
Beryllium	0.40	0.30	mg/Kg	03/20/12		LK	6010/200.7
Calcium	19600	56	mg/Kg	03/21/12		LK	6010/200.7
Cadmium	1.05	0.37	mg/Kg	03/20/12		LK	6010/200.7
Cobalt	6.54	0.37	mg/Kg	03/20/12		LK	6010/200.7
Chromium	95.6	0.37	mg/Kg	03/20/12		LK	6010/200.7
Copper	487	3.7	mg/kg	03/21/12		LK	6010/200.7
Iron	30500	56	mg/Kg	03/21/12		LK	6010/200.7
Mercury	1.61	0.07	mg/Kg	03/20/12		RS	SW-7471
Potassium	1060	5.6	mg/Kg	03/20/12		LK	6010/200.7
Magnesium	2490	5.6	mg/Kg	03/20/12		LK	6010/200.7
Manganese	380	3.7	mg/Kg	03/21/12		LK	6010/200.7
Sodium	724	5.6	mg/Kg	03/20/12		LK	6010/200.7
Nickel	22.9	0.37	mg/Kg	03/20/12		LK	6010/200.7
Lead	1140	3.7	mg/Kg	03/21/12		LK	6010/200.7
Antimony	< 25	25	mg/Kg	03/21/12		LK	6010/200.7
Selenium	< 1.5	1.5	mg/Kg	03/20/12		LK	6010/200.7
Thallium	< 3.3	3.3	mg/Kg	03/20/12		LK	6010/200.7
Total Metals Digest	Completed			03/19/12		B/T	SW846 - 3050
Vanadium	27.1	0.37	mg/Kg	03/20/12		LK	6010/200.7
Zinc	1010	3.7	mg/Kg	03/21/12		LK	6010/200.7
Percent Solid	90		%	03/19/12		JL	E160.3
Soil Extraction for PCB	Completed			03/19/12		BB	SW3545
Soil Extraction for Pesticide	Completed			03/19/12		BB/F	SW3545
Soil Extraction for SVOA	Completed			03/19/12		BS/R	SW3545

Parameter	Result	RL	Units	Date	Time	By	Reference
Mercury Digestion	Completed			03/20/12		X/X	SW7471
<u>Polychlorinated Biphenyls</u>							
PCB-1016	ND	360	ug/Kg	03/20/12		AW	SW 8082
PCB-1221	ND	360	ug/Kg	03/20/12		AW	SW 8082
PCB-1232	ND	360	ug/Kg	03/20/12		AW	SW 8082
PCB-1242	ND	360	ug/Kg	03/20/12		AW	SW 8082
PCB-1248	ND	360	ug/Kg	03/20/12		AW	SW 8082
PCB-1254	ND	360	ug/Kg	03/20/12		AW	SW 8082
PCB-1260	ND	360	ug/Kg	03/20/12		AW	SW 8082
PCB-1262	ND	360	ug/Kg	03/20/12		AW	SW 8082
PCB-1268	ND	360	ug/Kg	03/20/12		AW	SW 8082
<u>QA/QC Surrogates</u>							
% DCBP	89		%	03/20/12		AW	30 - 150 %
% TCMX	59		%	03/20/12		AW	30 - 150 %
<u>Pesticides</u>							
4,4' -DDD	ND	35	ug/Kg	03/21/12		MR	SW8081
4,4' -DDE	ND	35	ug/Kg	03/21/12		MR	SW8081
4,4' -DDT	ND	35	ug/Kg	03/21/12		MR	SW8081
a-BHC	ND	17	ug/Kg	03/21/12		MR	SW8081
Alachlor	ND	17	ug/Kg	03/21/12		MR	SW8081
Aldrin	ND	5.4	ug/Kg	03/21/12		MR	SW8081
b-BHC	ND	17	ug/Kg	03/21/12		MR	SW8081
Chlordane	ND	54	ug/Kg	03/21/12		MR	SW8081
d-BHC	ND	17	ug/Kg	03/21/12		MR	SW8081
Dieldrin	ND	5.4	ug/Kg	03/21/12		MR	SW8081
Endosulfan I	ND	17	ug/Kg	03/21/12		MR	SW8081
Endosulfan II	ND	35	ug/Kg	03/21/12		MR	SW8081
Endosulfan sulfate	ND	35	ug/Kg	03/21/12		MR	SW8081
Endrin	ND	35	ug/Kg	03/21/12		MR	SW8081
Endrin aldehyde	ND	35	ug/Kg	03/21/12		MR	SW8081
Endrin ketone	ND	35	ug/Kg	03/21/12		MR	SW8081
g-BHC	ND	5.4	ug/Kg	03/21/12		MR	SW8081
Heptachlor	ND	11	ug/Kg	03/21/12		MR	SW8081
Heptachlor epoxide	ND	17	ug/Kg	03/21/12		MR	SW8081
Methoxychlor	ND	170	ug/Kg	03/21/12		MR	SW8081
Toxaphene	ND	170	ug/Kg	03/21/12		MR	SW8081
<u>QA/QC Surrogates</u>							
% DCBP	84		%	03/21/12		MR	30 - 150 %
% TCMX	81		%	03/21/12		MR	30 - 150 %
<u>Volatiles</u>							
1,1,1,2-Tetrachloroethane	ND	5.6	ug/Kg	03/21/12		R/J	SW8260
1,1,1-Trichloroethane	ND	5.6	ug/Kg	03/21/12		R/J	SW8260
1,1,2,2-Tetrachloroethane	ND	5.6	ug/Kg	03/21/12		R/J	SW8260
1,1,2-Trichloroethane	ND	5.6	ug/Kg	03/21/12		R/J	SW8260
1,1-Dichloroethane	ND	5.6	ug/Kg	03/21/12		R/J	SW8260
1,1-Dichloroethene	ND	5.6	ug/Kg	03/21/12		R/J	SW8260
1,1-Dichloropropene	ND	5.6	ug/Kg	03/21/12		R/J	SW8260
1,2,3-Trichlorobenzene	ND	5.6	ug/Kg	03/21/12		R/J	SW8260

Client ID: B5 0-2 FT

Parameter	Result	RL	Units	Date	Time	By	Reference
1,2,3-Trichloropropane	ND	5.6	ug/Kg	03/21/12		R/J	SW8260
1,2,4-Trichlorobenzene	ND	5.6	ug/Kg	03/21/12		R/J	SW8260 1
1,2,4-Trimethylbenzene	ND	5.6	ug/Kg	03/21/12		R/J	SW8260
1,2-Dibromo-3-chloropropane	ND	5.6	ug/Kg	03/21/12		R/J	SW8260
1,2-Dichlorobenzene	ND	5.6	ug/Kg	03/21/12		R/J	SW8260
1,2-Dichloroethane	ND	5.6	ug/Kg	03/21/12		R/J	SW8260
1,2-Dichloropropane	ND	5.6	ug/Kg	03/21/12		R/J	SW8260
1,3,5-Trimethylbenzene	ND	5.6	ug/Kg	03/21/12		R/J	SW8260
1,3-Dichlorobenzene	ND	5.6	ug/Kg	03/21/12		R/J	SW8260
1,3-Dichloropropane	ND	5.6	ug/Kg	03/21/12		R/J	SW8260
1,4-Dichlorobenzene	ND	5.6	ug/Kg	03/21/12		R/J	SW8260
2,2-Dichloropropane	ND	5.6	ug/Kg	03/21/12		R/J	SW8260
2-Chlorotoluene	ND	5.6	ug/Kg	03/21/12		R/J	SW8260
2-Hexanone	ND	28	ug/Kg	03/21/12		R/J	SW8260
2-Isopropyltoluene	ND	5.6	ug/Kg	03/21/12		R/J	SW8260 1
4-Chlorotoluene	ND	5.6	ug/Kg	03/21/12		R/J	SW8260
4-Methyl-2-pentanone	ND	28	ug/Kg	03/21/12		R/J	SW8260
Acetone	ND	28	ug/Kg	03/21/12		R/J	SW8260
Acrylonitrile	ND	11	ug/Kg	03/21/12		R/J	SW8260
Benzene	ND	5.6	ug/Kg	03/21/12		R/J	SW8260
Bromobenzene	ND	5.6	ug/Kg	03/21/12		R/J	SW8260
Bromochloromethane	ND	5.6	ug/Kg	03/21/12		R/J	SW8260
Bromodichloromethane	ND	5.6	ug/Kg	03/21/12		R/J	SW8260
Bromoform	ND	5.6	ug/Kg	03/21/12		R/J	SW8260
Bromomethane	ND	5.6	ug/Kg	03/21/12		R/J	SW8260
Carbon Disulfide	ND	5.6	ug/Kg	03/21/12		R/J	SW8260
Carbon tetrachloride	ND	5.6	ug/Kg	03/21/12		R/J	SW8260
Chlorobenzene	ND	5.6	ug/Kg	03/21/12		R/J	SW8260
Chloroethane	ND	5.6	ug/Kg	03/21/12		R/J	SW8260
Chloroform	ND	5.6	ug/Kg	03/21/12		R/J	SW8260
Chloromethane	ND	5.6	ug/Kg	03/21/12		R/J	SW8260
cis-1,2-Dichloroethene	ND	5.6	ug/Kg	03/21/12		R/J	SW8260
cis-1,3-Dichloropropene	ND	5.6	ug/Kg	03/21/12		R/J	SW8260
Dibromochloromethane	ND	5.6	ug/Kg	03/21/12		R/J	SW8260
Dibromoethane	ND	5.6	ug/Kg	03/21/12		R/J	SW8260 1
Dibromomethane	ND	5.6	ug/Kg	03/21/12		R/J	SW8260
Dichlorodifluoromethane	ND	5.6	ug/Kg	03/21/12		R/J	SW8260
Ethylbenzene	ND	5.6	ug/Kg	03/21/12		R/J	SW8260
Hexachlorobutadiene	ND	5.6	ug/Kg	03/21/12		R/J	SW8260 1
Isopropylbenzene	ND	5.6	ug/Kg	03/21/12		R/J	SW8260
m&p-Xylene	ND	5.6	ug/Kg	03/21/12		R/J	SW8260
Methyl Ethyl Ketone	ND	28	ug/Kg	03/21/12		R/J	SW8260
Methyl t-butyl ether (MTBE)	ND	11	ug/Kg	03/21/12		R/J	SW8260
Methylene chloride	ND	56	ug/Kg	03/21/12		R/J	SW8260
Naphthalene	ND	5.6	ug/Kg	03/21/12		R/J	SW8260
n-Butylbenzene	ND	5.6	ug/Kg	03/21/12		R/J	SW8260
n-Propylbenzene	ND	5.6	ug/Kg	03/21/12		R/J	SW8260
o-Xylene	ND	5.6	ug/Kg	03/21/12		R/J	SW8260
p-Isopropyltoluene	ND	5.6	ug/Kg	03/21/12		R/J	SW8260
sec-Butylbenzene	ND	5.6	ug/Kg	03/21/12		R/J	SW8260

Client ID: B5 0-2 FT

Parameter	Result	RL	Units	Date	Time	By	Reference
Styrene	ND	5.6	ug/Kg	03/21/12		R/J	SW8260
tert-Butylbenzene	ND	5.6	ug/Kg	03/21/12		R/J	SW8260
Tetrachloroethene	ND	5.6	ug/Kg	03/21/12		R/J	SW8260
Tetrahydrofuran (THF)	ND	11	ug/Kg	03/21/12		R/J	SW8260
Toluene	ND	5.6	ug/Kg	03/21/12		R/J	SW8260
Total Xylenes	ND	5.6	ug/Kg	03/21/12		R/J	SW8260
trans-1,2-Dichloroethene	ND	5.6	ug/Kg	03/21/12		R/J	SW8260
trans-1,3-Dichloropropene	ND	5.6	ug/Kg	03/21/12		R/J	SW8260
trans-1,4-dichloro-2-butene	ND	11	ug/Kg	03/21/12		R/J	SW8260
Trichloroethene	6.3	5.6	ug/Kg	03/21/12		R/J	SW8260
Trichlorofluoromethane	ND	5.6	ug/Kg	03/21/12		R/J	SW8260
Trichlorotrifluoroethane	ND	5.6	ug/Kg	03/21/12		R/J	SW8260
Vinyl chloride	ND	5.6	ug/Kg	03/21/12		R/J	SW8260
<u>QA/QC Surrogates</u>							
% 1,2-dichlorobenzene-d4	110		%	03/21/12		R/J	70 - 130 %
% Bromofluorobenzene	78		%	03/21/12		R/J	70 - 130 %
% Dibromofluoromethane	84		%	03/21/12		R/J	70 - 130 %
% Toluene-d8	98		%	03/21/12		R/J	70 - 130 %
<u>Semivolatiles</u>							
1,2,4,5-Tetrachlorobenzene	ND	260	ug/Kg	03/21/12		DD	SW 8270
1,2,4-Trichlorobenzene	ND	260	ug/Kg	03/21/12		DD	SW 8270
1,2-Dichlorobenzene	ND	260	ug/Kg	03/21/12		DD	SW 8270
1,3-Dichlorobenzene	ND	260	ug/Kg	03/21/12		DD	SW 8270
1,4-Dichlorobenzene	ND	260	ug/Kg	03/21/12		DD	SW 8270
2,4,5-Trichlorophenol	ND	260	ug/Kg	03/21/12		DD	SW 8270
2,4,6-Trichlorophenol	ND	260	ug/Kg	03/21/12		DD	SW 8270
2,4-Dichlorophenol	ND	260	ug/Kg	03/21/12		DD	SW 8270
2,4-Dimethylphenol	ND	260	ug/Kg	03/21/12		DD	SW 8270
2,4-Dinitrophenol	ND	590	ug/Kg	03/21/12		DD	SW 8270
2,4-Dinitrotoluene	ND	260	ug/Kg	03/21/12		DD	SW 8270
2,6-Dinitrotoluene	ND	260	ug/Kg	03/21/12		DD	SW 8270
2-Chloronaphthalene	ND	260	ug/Kg	03/21/12		DD	SW 8270
2-Chlorophenol	ND	260	ug/Kg	03/21/12		DD	SW 8270
2-Methylnaphthalene	ND	260	ug/Kg	03/21/12		DD	SW 8270
2-Methylphenol (o-cresol)	ND	260	ug/Kg	03/21/12		DD	SW 8270
2-Nitroaniline	ND	590	ug/Kg	03/21/12		DD	SW 8270
2-Nitrophenol	ND	260	ug/Kg	03/21/12		DD	SW 8270
3&4-Methylphenol (m&p-cresol)	ND	370	ug/Kg	03/21/12		DD	SW 8270
3,3'-Dichlorobenzidine	ND	260	ug/Kg	03/21/12		DD	SW 8270
3-Nitroaniline	ND	590	ug/Kg	03/21/12		DD	SW 8270
4,6-Dinitro-2-methylphenol	ND	1100	ug/Kg	03/21/12		DD	SW 8270
4-Bromophenyl phenyl ether	ND	370	ug/Kg	03/21/12		DD	SW 8270
4-Chloro-3-methylphenol	ND	260	ug/Kg	03/21/12		DD	SW 8270
4-Chloroaniline	ND	260	ug/Kg	03/21/12		DD	SW 8270
4-Chlorophenyl phenyl ether	ND	260	ug/Kg	03/21/12		DD	SW 8270
4-Nitroaniline	ND	590	ug/Kg	03/21/12		DD	SW 8270
4-Nitrophenol	ND	1100	ug/Kg	03/21/12		DD	SW 8270
Acenaphthene	880	260	ug/Kg	03/21/12		DD	SW 8270
Acenaphthylene	360	260	ug/Kg	03/21/12		DD	SW 8270
Acetophenone	ND	260	ug/Kg	03/21/12		DD	SW 8270

Client ID: B5 0-2 FT

Parameter	Result	RL	Units	Date	Time	By	Reference
Aniline	ND	1100	ug/Kg	03/21/12		DD	SW 8270 1
Anthracene	2100	260	ug/Kg	03/21/12		DD	SW 8270
Azobenzene	ND	370	ug/Kg	03/21/12		DD	SW 8270 1
Benz(a)anthracene	5700	260	ug/Kg	03/21/12		DD	SW 8270
Benzdine	ND	440	ug/Kg	03/21/12		DD	SW 8270
Benzo(a)pyrene	5300	260	ug/Kg	03/21/12		DD	SW 8270
Benzo(b)fluoranthene	6200	260	ug/Kg	03/21/12		DD	SW 8270
Benzo(ghi)perylene	4600	260	ug/Kg	03/21/12		DD	SW 8270
Benzo(k)fluoranthene	2100	260	ug/Kg	03/21/12		DD	SW 8270
Benzoic acid	ND	1100	ug/Kg	03/21/12		DD	SW 8270 1
Benzyl butyl phthalate	ND	260	ug/Kg	03/21/12		DD	SW 8270
Bis(2-chloroethoxy)methane	ND	260	ug/Kg	03/21/12		DD	SW 8270
Bis(2-chloroethyl)ether	ND	370	ug/Kg	03/21/12		DD	SW 8270
Bis(2-chloroisopropyl)ether	ND	260	ug/Kg	03/21/12		DD	SW 8270
Bis(2-ethylhexyl)phthalate	ND	260	ug/Kg	03/21/12		DD	SW 8270
Carbazole	1100	550	ug/Kg	03/21/12		DD	SW 8270
Chrysene	5500	260	ug/Kg	03/21/12		DD	SW 8270
Dibenz(a,h)anthracene	1100	260	ug/Kg	03/21/12		DD	SW 8270
Dibenzofuran	440	260	ug/Kg	03/21/12		DD	SW 8270
Diethyl phthalate	ND	260	ug/Kg	03/21/12		DD	SW 8270
Dimethylphthalate	ND	260	ug/Kg	03/21/12		DD	SW 8270
Di-n-butylphthalate	2500	260	ug/Kg	03/21/12		DD	SW 8270
Di-n-octylphthalate	ND	260	ug/Kg	03/21/12		DD	SW 8270
Fluoranthene	10000	260	ug/Kg	03/21/12		DD	SW 8270
Fluorene	730	260	ug/Kg	03/21/12		DD	SW 8270
Hexachlorobenzene	ND	260	ug/Kg	03/21/12		DD	SW 8270
Hexachlorobutadiene	ND	260	ug/Kg	03/21/12		DD	SW 8270
Hexachlorocyclopentadiene	ND	260	ug/Kg	03/21/12		DD	SW 8270
Hexachloroethane	ND	260	ug/Kg	03/21/12		DD	SW 8270
Indeno(1,2,3-cd)pyrene	3600	260	ug/Kg	03/21/12		DD	SW 8270
Isophorone	ND	260	ug/Kg	03/21/12		DD	SW 8270
Naphthalene	420	260	ug/Kg	03/21/12		DD	SW 8270
Nitrobenzene	ND	260	ug/Kg	03/21/12		DD	SW 8270
N-Nitrosodimethylamine	ND	370	ug/Kg	03/21/12		DD	SW 8270
N-Nitrosodi-n-propylamine	ND	260	ug/Kg	03/21/12		DD	SW 8270
N-Nitrosodiphenylamine	ND	370	ug/Kg	03/21/12		DD	SW 8270
Pentachloronitrobenzene	ND	370	ug/Kg	03/21/12		DD	SW 8270
Pentachlorophenol	ND	370	ug/Kg	03/21/12		DD	SW 8270
Phenanthrene	8900	260	ug/Kg	03/21/12		DD	SW 8270
Phenol	ND	260	ug/Kg	03/21/12		DD	SW 8270
Pyrene	10000	260	ug/Kg	03/21/12		DD	SW 8270
Pyridine	ND	370	ug/Kg	03/21/12		DD	SW 8270
<u>QA/QC Surrogates</u>							
% 2,4,6-Tribromophenol	100		%	03/21/12		DD	15 - 130 %
% 2-Fluorobiphenyl	84		%	03/21/12		DD	15 - 130 %
% 2-Fluorophenol	76		%	03/21/12		DD	15 - 130 %
% Nitrobenzene-d5	79		%	03/21/12		DD	15 - 130 %
% Phenol-d5	78		%	03/21/12		DD	15 - 130 %
% Terphenyl-d14	96		%	03/21/12		DD	15 - 130 %

Parameter	Result	RL	Units	Date	Time	By	Reference
-----------	--------	----	-------	------	------	----	-----------

1 = This parameter is not certified by NY NELAC for this matrix. NY NELAC does not offer certification for all parameters.


Comments:

**Poor IS recovery was observed for volatiles due to matrix interference. Sample was analyzed twice with similar results.

If there are any questions regarding this data, please call Phoenix Client Services at extension 200.

ND=Not detected BDL=Below Detection Level RL=Reporting Level

This report must not be reproduced except in full as defined by the attached chain of custody.



Phyllis Shiller, Laboratory Director

March 26, 2012



Environmental Laboratories, Inc.
 587 East Middle Turnpike, P.O.Box 370, Manchester, CT 06045
 Tel. (860) 645-1102 Fax (860) 645-0823

Analysis Report

March 26, 2012

FOR: Attn: Mr. Charles B. Sosik, P.G.
 Environmental Business Consultants
 1808 Middle Country Rd
 Ridge NY 11961-2406

Sample Information

Matrix: SOLID
 Location Code: EBC
 Rush Request: 72 Hour
 P.O.#:

Custody Information

Collected by:
 Received by: SW
 Analyzed by: see "By" below

Date Time
 03/16/12 11:00
 03/19/12 17:21

Laboratory Data

SDG ID: GBB5453
 Phoenix ID: BB54462

Project ID: 11 JACKSON ST BKLYN NY

Client ID: B5 4-6 FT

Parameter	Result	RL	Units	Date	Time	By	Reference
Silver	< 0.42	0.42	mg/Kg	03/20/12		LK	6010/200.7
Aluminum	11800	63	mg/Kg	03/21/12		LK	6010/200.7
Arsenic	1.91	0.84	mg/Kg	03/20/12		LK	6010/200.7
Barium	48.7	0.42	mg/Kg	03/20/12		LK	6010/200.7
Beryllium	0.48	0.34	mg/Kg	03/20/12		LK	6010/200.7
Calcium	1580	6.3	mg/Kg	03/20/12		LK	6010/200.7
Cadmium	< 0.42	0.42	mg/Kg	03/20/12		LK	6010/200.7
Cobalt	7.74	0.42	mg/Kg	03/20/12		LK	6010/200.7
Chromium	21.0	0.42	mg/Kg	03/20/12		LK	6010/200.7
Copper	18.7	0.42	mg/kg	03/20/12		LK	6010/200.7
Iron	28800	63	mg/Kg	03/21/12		LK	6010/200.7
Mercury	0.12	0.08	mg/Kg	03/20/12		RS	SW-7471
Potassium	1030	6.3	mg/Kg	03/20/12		LK	6010/200.7
Magnesium	2080	6.3	mg/Kg	03/20/12		LK	6010/200.7
Manganese	446	4.2	mg/Kg	03/21/12		LK	6010/200.7
Sodium	59.8	6.3	mg/Kg	03/20/12		LK	6010/200.7
Nickel	12.1	0.42	mg/Kg	03/20/12		LK	6010/200.7
Lead	58.0	0.42	mg/Kg	03/20/12		LK	6010/200.7
Antimony	< 4.2	4.2	mg/Kg	03/20/12		LK	6010/200.7
Selenium	< 1.7	1.7	mg/Kg	03/20/12		LK	6010/200.7
Thallium	< 3.8	3.8	mg/Kg	03/20/12		LK	6010/200.7
Total Metals Digest	Completed			03/19/12		B/T	SW846 - 3050
Vanadium	35.7	0.42	mg/Kg	03/20/12		LK	6010/200.7
Zinc	42.2	0.42	mg/Kg	03/20/12		LK	6010/200.7
Percent Solid	85		%	03/19/12		JL	E160.3
Soil Extraction for PCB	Completed			03/19/12		BB	SW3545
Soil Extraction for Pesticide	Completed			03/19/12		BB/F	SW3545
Soil Extraction for SVOA	Completed			03/19/12		BS/R	SW3545

Parameter	Result	RL	Units	Date	Time	By	Reference
Mercury Digestion	Completed			03/20/12		X/X	SW7471
<u>Polychlorinated Biphenyls</u>							
PCB-1016	ND	380	ug/Kg	03/20/12		AW	SW 8082
PCB-1221	ND	380	ug/Kg	03/20/12		AW	SW 8082
PCB-1232	ND	380	ug/Kg	03/20/12		AW	SW 8082
PCB-1242	ND	380	ug/Kg	03/20/12		AW	SW 8082
PCB-1248	ND	380	ug/Kg	03/20/12		AW	SW 8082
PCB-1254	ND	380	ug/Kg	03/20/12		AW	SW 8082
PCB-1260	ND	380	ug/Kg	03/20/12		AW	SW 8082
PCB-1262	ND	380	ug/Kg	03/20/12		AW	SW 8082
PCB-1268	ND	380	ug/Kg	03/20/12		AW	SW 8082
<u>QA/QC Surrogates</u>							
% DCBP	89		%	03/20/12		AW	30 - 150 %
% TCMX	67		%	03/20/12		AW	30 - 150 %
<u>Pesticides</u>							
4,4' -DDD	ND	37	ug/Kg	03/21/12		MR	SW8081
4,4' -DDE	ND	37	ug/Kg	03/21/12		MR	SW8081
4,4' -DDT	ND	37	ug/Kg	03/21/12		MR	SW8081
a-BHC	ND	18	ug/Kg	03/21/12		MR	SW8081
Alachlor	ND	18	ug/Kg	03/21/12		MR	SW8081
Aldrin	ND	5.8	ug/Kg	03/21/12		MR	SW8081
b-BHC	ND	18	ug/Kg	03/21/12		MR	SW8081
Chlordane	ND	58	ug/Kg	03/21/12		MR	SW8081
d-BHC	ND	18	ug/Kg	03/21/12		MR	SW8081
Dieldrin	ND	5.8	ug/Kg	03/21/12		MR	SW8081
Endosulfan I	ND	18	ug/Kg	03/21/12		MR	SW8081
Endosulfan II	ND	37	ug/Kg	03/21/12		MR	SW8081
Endosulfan sulfate	ND	37	ug/Kg	03/21/12		MR	SW8081
Endrin	ND	37	ug/Kg	03/21/12		MR	SW8081
Endrin aldehyde	ND	37	ug/Kg	03/21/12		MR	SW8081
Endrin ketone	ND	37	ug/Kg	03/21/12		MR	SW8081
g-BHC	ND	5.8	ug/Kg	03/21/12		MR	SW8081
Heptachlor	ND	12	ug/Kg	03/21/12		MR	SW8081
Heptachlor epoxide	ND	18	ug/Kg	03/21/12		MR	SW8081
Methoxychlor	ND	180	ug/Kg	03/21/12		MR	SW8081
Toxaphene	ND	180	ug/Kg	03/21/12		MR	SW8081
<u>QA/QC Surrogates</u>							
% DCBP	80		%	03/21/12		MR	30 - 150 %
% TCMX	74		%	03/21/12		MR	30 - 150 %
<u>Volatiles</u>							
1,1,1,2-Tetrachloroethane	ND	5.9	ug/Kg	03/20/12		H/J	SW8260
1,1,1-Trichloroethane	ND	5.9	ug/Kg	03/20/12		H/J	SW8260
1,1,2,2-Tetrachloroethane	ND	5.9	ug/Kg	03/20/12		H/J	SW8260
1,1,2-Trichloroethane	ND	5.9	ug/Kg	03/20/12		H/J	SW8260
1,1-Dichloroethane	ND	5.9	ug/Kg	03/20/12		H/J	SW8260
1,1-Dichloroethene	ND	5.9	ug/Kg	03/20/12		H/J	SW8260
1,1-Dichloropropene	ND	5.9	ug/Kg	03/20/12		H/J	SW8260
1,2,3-Trichlorobenzene	ND	5.9	ug/Kg	03/20/12		H/J	SW8260

Client ID: B5 4-6 FT

Parameter	Result	RL	Units	Date	Time	By	Reference
1,2,3-Trichloropropane	ND	5.9	ug/Kg	03/20/12		H/J	SW8260
1,2,4-Trichlorobenzene	ND	5.9	ug/Kg	03/20/12		H/J	SW8260 1
1,2,4-Trimethylbenzene	ND	5.9	ug/Kg	03/20/12		H/J	SW8260
1,2-Dibromo-3-chloropropane	ND	5.9	ug/Kg	03/20/12		H/J	SW8260
1,2-Dichlorobenzene	ND	5.9	ug/Kg	03/20/12		H/J	SW8260
1,2-Dichloroethane	ND	5.9	ug/Kg	03/20/12		H/J	SW8260
1,2-Dichloropropane	ND	5.9	ug/Kg	03/20/12		H/J	SW8260
1,3,5-Trimethylbenzene	ND	5.9	ug/Kg	03/20/12		H/J	SW8260
1,3-Dichlorobenzene	ND	5.9	ug/Kg	03/20/12		H/J	SW8260
1,3-Dichloropropane	ND	5.9	ug/Kg	03/20/12		H/J	SW8260
1,4-Dichlorobenzene	ND	5.9	ug/Kg	03/20/12		H/J	SW8260
2,2-Dichloropropane	ND	5.9	ug/Kg	03/20/12		H/J	SW8260
2-Chlorotoluene	ND	5.9	ug/Kg	03/20/12		H/J	SW8260
2-Hexanone	ND	29	ug/Kg	03/20/12		H/J	SW8260
2-Isopropyltoluene	ND	5.9	ug/Kg	03/20/12		H/J	SW8260 1
4-Chlorotoluene	ND	5.9	ug/Kg	03/20/12		H/J	SW8260
4-Methyl-2-pentanone	ND	29	ug/Kg	03/20/12		H/J	SW8260
Acetone	ND	29	ug/Kg	03/20/12		H/J	SW8260
Acrylonitrile	ND	12	ug/Kg	03/20/12		H/J	SW8260
Benzene	ND	5.9	ug/Kg	03/20/12		H/J	SW8260
Bromobenzene	ND	5.9	ug/Kg	03/20/12		H/J	SW8260
Bromochloromethane	ND	5.9	ug/Kg	03/20/12		H/J	SW8260
Bromodichloromethane	ND	5.9	ug/Kg	03/20/12		H/J	SW8260
Bromoform	ND	5.9	ug/Kg	03/20/12		H/J	SW8260
Bromomethane	ND	5.9	ug/Kg	03/20/12		H/J	SW8260
Carbon Disulfide	ND	5.9	ug/Kg	03/20/12		H/J	SW8260
Carbon tetrachloride	ND	5.9	ug/Kg	03/20/12		H/J	SW8260
Chlorobenzene	ND	5.9	ug/Kg	03/20/12		H/J	SW8260
Chloroethane	ND	5.9	ug/Kg	03/20/12		H/J	SW8260
Chloroform	ND	5.9	ug/Kg	03/20/12		H/J	SW8260
Chloromethane	ND	5.9	ug/Kg	03/20/12		H/J	SW8260
cis-1,2-Dichloroethene	ND	5.9	ug/Kg	03/20/12		H/J	SW8260
cis-1,3-Dichloropropene	ND	5.9	ug/Kg	03/20/12		H/J	SW8260
Dibromochloromethane	ND	5.9	ug/Kg	03/20/12		H/J	SW8260
Dibromoethane	ND	5.9	ug/Kg	03/20/12		H/J	SW8260 1
Dibromomethane	ND	5.9	ug/Kg	03/20/12		H/J	SW8260
Dichlorodifluoromethane	ND	5.9	ug/Kg	03/20/12		H/J	SW8260
Ethylbenzene	ND	5.9	ug/Kg	03/20/12		H/J	SW8260
Hexachlorobutadiene	ND	5.9	ug/Kg	03/20/12		H/J	SW8260 1
Isopropylbenzene	ND	5.9	ug/Kg	03/20/12		H/J	SW8260
m&p-Xylene	ND	5.9	ug/Kg	03/20/12		H/J	SW8260
Methyl Ethyl Ketone	ND	29	ug/Kg	03/20/12		H/J	SW8260
Methyl t-butyl ether (MTBE)	ND	12	ug/Kg	03/20/12		H/J	SW8260
Methylene chloride	ND	5.9	ug/Kg	03/20/12		H/J	SW8260
Naphthalene	ND	5.9	ug/Kg	03/20/12		H/J	SW8260
n-Butylbenzene	ND	5.9	ug/Kg	03/20/12		H/J	SW8260
n-Propylbenzene	ND	5.9	ug/Kg	03/20/12		H/J	SW8260
o-Xylene	ND	5.9	ug/Kg	03/20/12		H/J	SW8260
p-Isopropyltoluene	ND	5.9	ug/Kg	03/20/12		H/J	SW8260
sec-Butylbenzene	ND	5.9	ug/Kg	03/20/12		H/J	SW8260

Client ID: B5 4-6 FT

Parameter	Result	RL	Units	Date	Time	By	Reference
Styrene	ND	5.9	ug/Kg	03/20/12		H/J	SW8260
tert-Butylbenzene	ND	5.9	ug/Kg	03/20/12		H/J	SW8260
Tetrachloroethene	ND	5.9	ug/Kg	03/20/12		H/J	SW8260
Tetrahydrofuran (THF)	ND	12	ug/Kg	03/20/12		H/J	SW8260
Toluene	ND	5.9	ug/Kg	03/20/12		H/J	SW8260
Total Xylenes	ND	5.9	ug/Kg	03/20/12		H/J	SW8260
trans-1,2-Dichloroethene	ND	5.9	ug/Kg	03/20/12		H/J	SW8260
trans-1,3-Dichloropropene	ND	5.9	ug/Kg	03/20/12		H/J	SW8260
trans-1,4-dichloro-2-butene	ND	12	ug/Kg	03/20/12		H/J	SW8260
Trichloroethene	ND	5.9	ug/Kg	03/20/12		H/J	SW8260
Trichlorofluoromethane	ND	5.9	ug/Kg	03/20/12		H/J	SW8260
Trichlorotrifluoroethane	ND	5.9	ug/Kg	03/20/12		H/J	SW8260
Vinyl chloride	ND	5.9	ug/Kg	03/20/12		H/J	SW8260
<u>QA/QC Surrogates</u>							
% 1,2-dichlorobenzene-d4	112		%	03/20/12		H/J	70 - 130 %
% Bromofluorobenzene	93		%	03/20/12		H/J	70 - 130 %
% Dibromofluoromethane	97		%	03/20/12		H/J	70 - 130 %
% Toluene-d8	90		%	03/20/12		H/J	70 - 130 %
<u>Semivolatiles</u>							
1,2,4,5-Tetrachlorobenzene	ND	270	ug/Kg	03/21/12		DD	SW 8270
1,2,4-Trichlorobenzene	ND	270	ug/Kg	03/21/12		DD	SW 8270
1,2-Dichlorobenzene	ND	270	ug/Kg	03/21/12		DD	SW 8270
1,3-Dichlorobenzene	ND	270	ug/Kg	03/21/12		DD	SW 8270
1,4-Dichlorobenzene	ND	270	ug/Kg	03/21/12		DD	SW 8270
2,4,5-Trichlorophenol	ND	270	ug/Kg	03/21/12		DD	SW 8270
2,4,6-Trichlorophenol	ND	270	ug/Kg	03/21/12		DD	SW 8270
2,4-Dichlorophenol	ND	270	ug/Kg	03/21/12		DD	SW 8270
2,4-Dimethylphenol	ND	270	ug/Kg	03/21/12		DD	SW 8270
2,4-Dinitrophenol	ND	620	ug/Kg	03/21/12		DD	SW 8270
2,4-Dinitrotoluene	ND	270	ug/Kg	03/21/12		DD	SW 8270
2,6-Dinitrotoluene	ND	270	ug/Kg	03/21/12		DD	SW 8270
2-Chloronaphthalene	ND	270	ug/Kg	03/21/12		DD	SW 8270
2-Chlorophenol	ND	270	ug/Kg	03/21/12		DD	SW 8270
2-Methylnaphthalene	ND	270	ug/Kg	03/21/12		DD	SW 8270
2-Methylphenol (o-cresol)	ND	270	ug/Kg	03/21/12		DD	SW 8270
2-Nitroaniline	ND	620	ug/Kg	03/21/12		DD	SW 8270
2-Nitrophenol	ND	270	ug/Kg	03/21/12		DD	SW 8270
3&4-Methylphenol (m&p-cresol)	ND	390	ug/Kg	03/21/12		DD	SW 8270
3,3'-Dichlorobenzidine	ND	270	ug/Kg	03/21/12		DD	SW 8270
3-Nitroaniline	ND	620	ug/Kg	03/21/12		DD	SW 8270
4,6-Dinitro-2-methylphenol	ND	1100	ug/Kg	03/21/12		DD	SW 8270
4-Bromophenyl phenyl ether	ND	390	ug/Kg	03/21/12		DD	SW 8270
4-Chloro-3-methylphenol	ND	270	ug/Kg	03/21/12		DD	SW 8270
4-Chloroaniline	ND	270	ug/Kg	03/21/12		DD	SW 8270
4-Chlorophenyl phenyl ether	ND	270	ug/Kg	03/21/12		DD	SW 8270
4-Nitroaniline	ND	620	ug/Kg	03/21/12		DD	SW 8270
4-Nitrophenol	ND	1100	ug/Kg	03/21/12		DD	SW 8270
Acenaphthene	ND	270	ug/Kg	03/21/12		DD	SW 8270
Acenaphthylene	ND	270	ug/Kg	03/21/12		DD	SW 8270
Acetophenone	ND	270	ug/Kg	03/21/12		DD	SW 8270

Client ID: B5 4-6 FT

Parameter	Result	RL	Units	Date	Time	By	Reference
Aniline	ND	1100	ug/Kg	03/21/12		DD	SW 8270 1
Anthracene	ND	270	ug/Kg	03/21/12		DD	SW 8270
Azobenzene	ND	390	ug/Kg	03/21/12		DD	SW 8270 1
Benz(a)anthracene	ND	270	ug/Kg	03/21/12		DD	SW 8270
Benzdine	ND	470	ug/Kg	03/21/12		DD	SW 8270
Benzo(a)pyrene	ND	270	ug/Kg	03/21/12		DD	SW 8270
Benzo(b)fluoranthene	ND	270	ug/Kg	03/21/12		DD	SW 8270
Benzo(ghi)perylene	ND	270	ug/Kg	03/21/12		DD	SW 8270
Benzo(k)fluoranthene	ND	270	ug/Kg	03/21/12		DD	SW 8270
Benzoic acid	ND	1100	ug/Kg	03/21/12		DD	SW 8270 1
Benzyl butyl phthalate	ND	270	ug/Kg	03/21/12		DD	SW 8270
Bis(2-chloroethoxy)methane	ND	270	ug/Kg	03/21/12		DD	SW 8270
Bis(2-chloroethyl)ether	ND	390	ug/Kg	03/21/12		DD	SW 8270
Bis(2-chloroisopropyl)ether	ND	270	ug/Kg	03/21/12		DD	SW 8270
Bis(2-ethylhexyl)phthalate	ND	270	ug/Kg	03/21/12		DD	SW 8270
Carbazole	ND	590	ug/Kg	03/21/12		DD	SW 8270
Chrysene	ND	270	ug/Kg	03/21/12		DD	SW 8270
Dibenz(a,h)anthracene	ND	270	ug/Kg	03/21/12		DD	SW 8270
Dibenzofuran	ND	270	ug/Kg	03/21/12		DD	SW 8270
Diethyl phthalate	ND	270	ug/Kg	03/21/12		DD	SW 8270
Dimethylphthalate	ND	270	ug/Kg	03/21/12		DD	SW 8270
Di-n-butylphthalate	ND	270	ug/Kg	03/21/12		DD	SW 8270
Di-n-octylphthalate	ND	270	ug/Kg	03/21/12		DD	SW 8270
Fluoranthene	ND	270	ug/Kg	03/21/12		DD	SW 8270
Fluorene	ND	270	ug/Kg	03/21/12		DD	SW 8270
Hexachlorobenzene	ND	270	ug/Kg	03/21/12		DD	SW 8270
Hexachlorobutadiene	ND	270	ug/Kg	03/21/12		DD	SW 8270
Hexachlorocyclopentadiene	ND	270	ug/Kg	03/21/12		DD	SW 8270
Hexachloroethane	ND	270	ug/Kg	03/21/12		DD	SW 8270
Indeno(1,2,3-cd)pyrene	ND	270	ug/Kg	03/21/12		DD	SW 8270
Isophorone	ND	270	ug/Kg	03/21/12		DD	SW 8270
Naphthalene	ND	270	ug/Kg	03/21/12		DD	SW 8270
Nitrobenzene	ND	270	ug/Kg	03/21/12		DD	SW 8270
N-Nitrosodimethylamine	ND	390	ug/Kg	03/21/12		DD	SW 8270
N-Nitrosodi-n-propylamine	ND	270	ug/Kg	03/21/12		DD	SW 8270
N-Nitrosodiphenylamine	ND	390	ug/Kg	03/21/12		DD	SW 8270
Pentachloronitrobenzene	ND	390	ug/Kg	03/21/12		DD	SW 8270
Pentachlorophenol	ND	390	ug/Kg	03/21/12		DD	SW 8270
Phenanthrene	ND	270	ug/Kg	03/21/12		DD	SW 8270
Phenol	ND	270	ug/Kg	03/21/12		DD	SW 8270
Pyrene	ND	270	ug/Kg	03/21/12		DD	SW 8270
Pyridine	ND	390	ug/Kg	03/21/12		DD	SW 8270
<u>QA/QC Surrogates</u>							
% 2,4,6-Tribromophenol	37		%	03/21/12		DD	15 - 130 %
% 2-Fluorobiphenyl	35		%	03/21/12		DD	15 - 130 %
% 2-Fluorophenol	32		%	03/21/12		DD	15 - 130 %
% Nitrobenzene-d5	34		%	03/21/12		DD	15 - 130 %
% Phenol-d5	33		%	03/21/12		DD	15 - 130 %
% Terphenyl-d14	30		%	03/21/12		DD	15 - 130 %

Parameter	Result	RL	Units	Date	Time	By	Reference
-----------	--------	----	-------	------	------	----	-----------


1 = This parameter is not certified by NY NELAC for this matrix. NY NELAC does not offer certification for all parameters.

Comments:

If there are any questions regarding this data, please call Phoenix Client Services at extension 200.

ND=Not detected BDL=Below Detection Level RL=Reporting Level

This report must not be reproduced except in full as defined by the attached chain of custody.



Phyllis Shiller, Laboratory Director

March 26, 2012



Environmental Laboratories, Inc.
 587 East Middle Turnpike, P.O.Box 370, Manchester, CT 06045
 Tel. (860) 645-1102 Fax (860) 645-0823



Analysis Report

March 26, 2012

FOR: Attn: Mr. Charles B. Sosik, P.G.
 Environmental Business Consultants
 1808 Middle Country Rd
 Ridge NY 11961-2406

Sample Information

Matrix: SOLID
 Location Code: EBC
 Rush Request: 72 Hour
 P.O.#:

Custody Information

Collected by:
 Received by: SW
 Analyzed by: see "By" below

Date Time
 03/16/12 0:00
 03/19/12 17:21

Laboratory Data

SDG ID: GBB5453
 Phoenix ID: BB5463

Project ID: 11 JACKSON ST BKLYN NY

Client ID: SOIL DUPLICATE

Parameter	Result	RL	Units	Date	Time	By	Reference
Silver	< 0.60	0.60	mg/Kg	03/20/12		LK	6010/200.7
Aluminum	6690	55	mg/Kg	03/21/12		LK	6010/200.7
Arsenic	11.7	0.73	mg/Kg	03/20/12		LK	6010/200.7
Barium	575	0.36	mg/Kg	03/20/12		LK	6010/200.7
Beryllium	0.42	0.29	mg/Kg	03/20/12		LK	6010/200.7
Calcium	23000	55	mg/Kg	03/21/12		LK	6010/200.7
Cadmium	0.63	0.36	mg/Kg	03/20/12		LK	6010/200.7
Cobalt	5.88	0.36	mg/Kg	03/20/12		LK	6010/200.7
Chromium	26.2	0.36	mg/Kg	03/20/12		LK	6010/200.7
Copper	392	3.6	mg/kg	03/21/12		LK	6010/200.7
Iron	28200	55	mg/Kg	03/21/12		LK	6010/200.7
Mercury	1.50	0.09	mg/Kg	03/20/12		RS	SW-7471
Potassium	1100	5.5	mg/Kg	03/20/12		LK	6010/200.7
Magnesium	2520	5.5	mg/Kg	03/20/12		LK	6010/200.7
Manganese	332	3.6	mg/Kg	03/21/12		LK	6010/200.7
Sodium	674	5.5	mg/Kg	03/20/12		LK	6010/200.7
Nickel	28.6	0.36	mg/Kg	03/20/12		LK	6010/200.7
Lead	968	3.6	mg/Kg	03/21/12		LK	6010/200.7
Antimony	< 20	20	mg/Kg	03/21/12		LK	6010/200.7
Selenium	< 1.5	1.5	mg/Kg	03/20/12		LK	6010/200.7
Thallium	< 3.3	3.3	mg/Kg	03/20/12		LK	6010/200.7
Total Metals Digest	Completed			03/19/12		B/T	SW846 - 3050
Vanadium	25.6	0.36	mg/Kg	03/20/12		LK	6010/200.7
Zinc	572	3.6	mg/Kg	03/21/12		LK	6010/200.7
Percent Solid	89		%	03/19/12		JL	E160.3
Soil Extraction for PCB	Completed			03/19/12		BB	SW3545
Soil Extraction for Pesticide	Completed			03/19/12		BB/F	SW3545
Soil Extraction for SVOA	Completed			03/19/12		BS/R	SW3545

Client ID: SOIL DUPLICATE

Parameter	Result	RL	Units	Date	Time	By	Reference
Mercury Digestion	Completed			03/20/12		X/X	SW7471
<u>Polychlorinated Biphenyls</u>							
PCB-1016	ND	360	ug/Kg	03/20/12		AW	SW 8082
PCB-1221	ND	360	ug/Kg	03/20/12		AW	SW 8082
PCB-1232	ND	360	ug/Kg	03/20/12		AW	SW 8082
PCB-1242	ND	360	ug/Kg	03/20/12		AW	SW 8082
PCB-1248	ND	360	ug/Kg	03/20/12		AW	SW 8082
PCB-1254	ND	360	ug/Kg	03/20/12		AW	SW 8082
PCB-1260	ND	360	ug/Kg	03/20/12		AW	SW 8082
PCB-1262	ND	360	ug/Kg	03/20/12		AW	SW 8082
PCB-1268	ND	360	ug/Kg	03/20/12		AW	SW 8082
<u>QA/QC Surrogates</u>							
% DCBP	94		%	03/20/12		AW	30 - 150 %
% TCMX	60		%	03/20/12		AW	30 - 150 %
<u>Pesticides</u>							
4,4' -DDD	ND	35	ug/Kg	03/21/12		MR	SW8081
4,4' -DDE	ND	35	ug/Kg	03/21/12		MR	SW8081
4,4' -DDT	ND	35	ug/Kg	03/21/12		MR	SW8081
a-BHC	ND	17	ug/Kg	03/21/12		MR	SW8081
Alachlor	ND	17	ug/Kg	03/21/12		MR	SW8081
Aldrin	ND	5.5	ug/Kg	03/21/12		MR	SW8081
b-BHC	ND	17	ug/Kg	03/21/12		MR	SW8081
Chlordane	ND	55	ug/Kg	03/21/12		MR	SW8081
d-BHC	ND	17	ug/Kg	03/21/12		MR	SW8081
Dieldrin	ND	5.5	ug/Kg	03/21/12		MR	SW8081
Endosulfan I	ND	17	ug/Kg	03/21/12		MR	SW8081
Endosulfan II	ND	35	ug/Kg	03/21/12		MR	SW8081
Endosulfan sulfate	ND	35	ug/Kg	03/21/12		MR	SW8081
Endrin	ND	35	ug/Kg	03/21/12		MR	SW8081
Endrin aldehyde	ND	35	ug/Kg	03/21/12		MR	SW8081
Endrin ketone	ND	35	ug/Kg	03/21/12		MR	SW8081
g-BHC	ND	5.5	ug/Kg	03/21/12		MR	SW8081
Heptachlor	ND	11	ug/Kg	03/21/12		MR	SW8081
Heptachlor epoxide	ND	17	ug/Kg	03/21/12		MR	SW8081
Methoxychlor	ND	170	ug/Kg	03/21/12		MR	SW8081
Toxaphene	ND	170	ug/Kg	03/21/12		MR	SW8081
<u>QA/QC Surrogates</u>							
% DCBP	85		%	03/21/12		MR	30 - 150 %
% TCMX	80		%	03/21/12		MR	30 - 150 %
<u>Volatiles</u>							
1,1,1,2-Tetrachloroethane	ND	5.6	ug/Kg	03/21/12		R/J	SW8260
1,1,1-Trichloroethane	ND	5.6	ug/Kg	03/21/12		R/J	SW8260
1,1,2,2-Tetrachloroethane	ND	5.6	ug/Kg	03/21/12		R/J	SW8260
1,1,2-Trichloroethane	ND	5.6	ug/Kg	03/21/12		R/J	SW8260
1,1-Dichloroethane	ND	5.6	ug/Kg	03/21/12		R/J	SW8260
1,1-Dichloroethene	ND	5.6	ug/Kg	03/21/12		R/J	SW8260
1,1-Dichloropropene	ND	5.6	ug/Kg	03/21/12		R/J	SW8260
1,2,3-Trichlorobenzene	ND	5.6	ug/Kg	03/21/12		R/J	SW8260

Client ID: SOIL DUPLICATE

Parameter	Result	RL	Units	Date	Time	By	Reference
1,2,3-Trichloropropane	ND	5.6	ug/Kg	03/21/12		R/J	SW8260
1,2,4-Trichlorobenzene	ND	5.6	ug/Kg	03/21/12		R/J	SW8260 1
1,2,4-Trimethylbenzene	ND	5.6	ug/Kg	03/21/12		R/J	SW8260
1,2-Dibromo-3-chloropropane	ND	5.6	ug/Kg	03/21/12		R/J	SW8260
1,2-Dichlorobenzene	ND	5.6	ug/Kg	03/21/12		R/J	SW8260
1,2-Dichloroethane	ND	5.6	ug/Kg	03/21/12		R/J	SW8260
1,2-Dichloropropane	ND	5.6	ug/Kg	03/21/12		R/J	SW8260
1,3,5-Trimethylbenzene	ND	5.6	ug/Kg	03/21/12		R/J	SW8260
1,3-Dichlorobenzene	ND	5.6	ug/Kg	03/21/12		R/J	SW8260
1,3-Dichloropropane	ND	5.6	ug/Kg	03/21/12		R/J	SW8260
1,4-Dichlorobenzene	ND	5.6	ug/Kg	03/21/12		R/J	SW8260
2,2-Dichloropropane	ND	5.6	ug/Kg	03/21/12		R/J	SW8260
2-Chlorotoluene	ND	5.6	ug/Kg	03/21/12		R/J	SW8260
2-Hexanone	ND	28	ug/Kg	03/21/12		R/J	SW8260
2-Isopropyltoluene	ND	5.6	ug/Kg	03/21/12		R/J	SW8260 1
4-Chlorotoluene	ND	5.6	ug/Kg	03/21/12		R/J	SW8260
4-Methyl-2-pentanone	ND	28	ug/Kg	03/21/12		R/J	SW8260
Acetone	ND	28	ug/Kg	03/21/12		R/J	SW8260
Acrylonitrile	ND	11	ug/Kg	03/21/12		R/J	SW8260
Benzene	ND	5.6	ug/Kg	03/21/12		R/J	SW8260
Bromobenzene	ND	5.6	ug/Kg	03/21/12		R/J	SW8260
Bromochloromethane	ND	5.6	ug/Kg	03/21/12		R/J	SW8260
Bromodichloromethane	ND	5.6	ug/Kg	03/21/12		R/J	SW8260
Bromoform	ND	5.6	ug/Kg	03/21/12		R/J	SW8260
Bromomethane	ND	5.6	ug/Kg	03/21/12		R/J	SW8260
Carbon Disulfide	ND	5.6	ug/Kg	03/21/12		R/J	SW8260
Carbon tetrachloride	ND	5.6	ug/Kg	03/21/12		R/J	SW8260
Chlorobenzene	ND	5.6	ug/Kg	03/21/12		R/J	SW8260
Chloroethane	ND	5.6	ug/Kg	03/21/12		R/J	SW8260
Chloroform	ND	5.6	ug/Kg	03/21/12		R/J	SW8260
Chloromethane	ND	5.6	ug/Kg	03/21/12		R/J	SW8260
cis-1,2-Dichloroethene	ND	5.6	ug/Kg	03/21/12		R/J	SW8260
cis-1,3-Dichloropropene	ND	5.6	ug/Kg	03/21/12		R/J	SW8260
Dibromochloromethane	ND	5.6	ug/Kg	03/21/12		R/J	SW8260
Dibromoethane	ND	5.6	ug/Kg	03/21/12		R/J	SW8260 1
Dibromomethane	ND	5.6	ug/Kg	03/21/12		R/J	SW8260
Dichlorodifluoromethane	ND	5.6	ug/Kg	03/21/12		R/J	SW8260
Ethylbenzene	ND	5.6	ug/Kg	03/21/12		R/J	SW8260
Hexachlorobutadiene	ND	5.6	ug/Kg	03/21/12		R/J	SW8260 1
Isopropylbenzene	ND	5.6	ug/Kg	03/21/12		R/J	SW8260
m&p-Xylene	ND	5.6	ug/Kg	03/21/12		R/J	SW8260
Methyl Ethyl Ketone	ND	28	ug/Kg	03/21/12		R/J	SW8260
Methyl t-butyl ether (MTBE)	ND	11	ug/Kg	03/21/12		R/J	SW8260
Methylene chloride	ND	56	ug/Kg	03/21/12		R/J	SW8260
Naphthalene	ND	5.6	ug/Kg	03/21/12		R/J	SW8260
n-Butylbenzene	ND	5.6	ug/Kg	03/21/12		R/J	SW8260
n-Propylbenzene	ND	5.6	ug/Kg	03/21/12		R/J	SW8260
o-Xylene	ND	5.6	ug/Kg	03/21/12		R/J	SW8260
p-Isopropyltoluene	ND	5.6	ug/Kg	03/21/12		R/J	SW8260
sec-Butylbenzene	ND	5.6	ug/Kg	03/21/12		R/J	SW8260

Client ID: SOIL DUPLICATE

Parameter	Result	RL	Units	Date	Time	By	Reference
Styrene	ND	5.6	ug/Kg	03/21/12		R/J	SW8260
tert-Butylbenzene	ND	5.6	ug/Kg	03/21/12		R/J	SW8260
Tetrachloroethene	ND	5.6	ug/Kg	03/21/12		R/J	SW8260
Tetrahydrofuran (THF)	ND	11	ug/Kg	03/21/12		R/J	SW8260
Toluene	ND	5.6	ug/Kg	03/21/12		R/J	SW8260
Total Xylenes	ND	5.6	ug/Kg	03/21/12		R/J	SW8260
trans-1,2-Dichloroethene	ND	5.6	ug/Kg	03/21/12		R/J	SW8260
trans-1,3-Dichloropropene	ND	5.6	ug/Kg	03/21/12		R/J	SW8260
trans-1,4-dichloro-2-butene	ND	11	ug/Kg	03/21/12		R/J	SW8260
Trichloroethene	ND	5.6	ug/Kg	03/21/12		R/J	SW8260
Trichlorofluoromethane	ND	5.6	ug/Kg	03/21/12		R/J	SW8260
Trichlorotrifluoroethane	ND	5.6	ug/Kg	03/21/12		R/J	SW8260
Vinyl chloride	ND	5.6	ug/Kg	03/21/12		R/J	SW8260
<u>QA/QC Surrogates</u>							
% 1,2-dichlorobenzene-d4	107		%	03/21/12		R/J	70 - 130 %
% Bromofluorobenzene	82		%	03/21/12		R/J	70 - 130 %
% Dibromofluoromethane	NC		%	03/21/12		R/J	70 - 130 %
% Toluene-d8	101		%	03/21/12		R/J	70 - 130 %
<u>Semivolatiles</u>							
1,2,4,5-Tetrachlorobenzene	ND	260	ug/Kg	03/21/12		DD	SW 8270
1,2,4-Trichlorobenzene	ND	260	ug/Kg	03/21/12		DD	SW 8270
1,2-Dichlorobenzene	ND	260	ug/Kg	03/21/12		DD	SW 8270
1,3-Dichlorobenzene	ND	260	ug/Kg	03/21/12		DD	SW 8270
1,4-Dichlorobenzene	ND	260	ug/Kg	03/21/12		DD	SW 8270
2,4,5-Trichlorophenol	ND	260	ug/Kg	03/21/12		DD	SW 8270
2,4,6-Trichlorophenol	ND	260	ug/Kg	03/21/12		DD	SW 8270
2,4-Dichlorophenol	ND	260	ug/Kg	03/21/12		DD	SW 8270
2,4-Dimethylphenol	ND	260	ug/Kg	03/21/12		DD	SW 8270
2,4-Dinitrophenol	ND	600	ug/Kg	03/21/12		DD	SW 8270
2,4-Dinitrotoluene	ND	260	ug/Kg	03/21/12		DD	SW 8270
2,6-Dinitrotoluene	ND	260	ug/Kg	03/21/12		DD	SW 8270
2-Chloronaphthalene	ND	260	ug/Kg	03/21/12		DD	SW 8270
2-Chlorophenol	ND	260	ug/Kg	03/21/12		DD	SW 8270
2-Methylnaphthalene	ND	260	ug/Kg	03/21/12		DD	SW 8270
2-Methylphenol (o-cresol)	ND	260	ug/Kg	03/21/12		DD	SW 8270
2-Nitroaniline	ND	600	ug/Kg	03/21/12		DD	SW 8270
2-Nitrophenol	ND	260	ug/Kg	03/21/12		DD	SW 8270
3&4-Methylphenol (m&p-cresol)	ND	370	ug/Kg	03/21/12		DD	SW 8270
3,3'-Dichlorobenzidine	ND	260	ug/Kg	03/21/12		DD	SW 8270
3-Nitroaniline	ND	600	ug/Kg	03/21/12		DD	SW 8270
4,6-Dinitro-2-methylphenol	ND	1100	ug/Kg	03/21/12		DD	SW 8270
4-Bromophenyl phenyl ether	ND	370	ug/Kg	03/21/12		DD	SW 8270
4-Chloro-3-methylphenol	ND	260	ug/Kg	03/21/12		DD	SW 8270
4-Chloroaniline	ND	260	ug/Kg	03/21/12		DD	SW 8270
4-Chlorophenyl phenyl ether	ND	260	ug/Kg	03/21/12		DD	SW 8270
4-Nitroaniline	ND	600	ug/Kg	03/21/12		DD	SW 8270
4-Nitrophenol	ND	1100	ug/Kg	03/21/12		DD	SW 8270
Acenaphthene	ND	260	ug/Kg	03/21/12		DD	SW 8270
Acenaphthylene	ND	260	ug/Kg	03/21/12		DD	SW 8270
Acetophenone	ND	260	ug/Kg	03/21/12		DD	SW 8270

Client ID: SOIL DUPLICATE

Parameter	Result	RL	Units	Date	Time	By	Reference
Aniline	ND	1100	ug/Kg	03/21/12		DD	SW 8270 1
Anthracene	560	260	ug/Kg	03/21/12		DD	SW 8270
Azobenzene	ND	370	ug/Kg	03/21/12		DD	SW 8270 1
Benz(a)anthracene	2100	260	ug/Kg	03/21/12		DD	SW 8270
Benzdine	ND	450	ug/Kg	03/21/12		DD	SW 8270
Benzo(a)pyrene	2200	260	ug/Kg	03/21/12		DD	SW 8270
Benzo(b)fluoranthene	2500	260	ug/Kg	03/21/12		DD	SW 8270
Benzo(ghi)perylene	1700	260	ug/Kg	03/21/12		DD	SW 8270
Benzo(k)fluoranthene	930	260	ug/Kg	03/21/12		DD	SW 8270
Benzoic acid	ND	1100	ug/Kg	03/21/12		DD	SW 8270 1
Benzyl butyl phthalate	ND	260	ug/Kg	03/21/12		DD	SW 8270
Bis(2-chloroethoxy)methane	ND	260	ug/Kg	03/21/12		DD	SW 8270
Bis(2-chloroethyl)ether	ND	370	ug/Kg	03/21/12		DD	SW 8270
Bis(2-chloroisopropyl)ether	ND	260	ug/Kg	03/21/12		DD	SW 8270
Bis(2-ethylhexyl)phthalate	ND	260	ug/Kg	03/21/12		DD	SW 8270
Carbazole	ND	560	ug/Kg	03/21/12		DD	SW 8270
Chrysene	2100	260	ug/Kg	03/21/12		DD	SW 8270
Dibenz(a,h)anthracene	400	260	ug/Kg	03/21/12		DD	SW 8270
Dibenzofuran	ND	260	ug/Kg	03/21/12		DD	SW 8270
Diethyl phthalate	ND	260	ug/Kg	03/21/12		DD	SW 8270
Dimethylphthalate	ND	260	ug/Kg	03/21/12		DD	SW 8270
Di-n-butylphthalate	1100	260	ug/Kg	03/21/12		DD	SW 8270
Di-n-octylphthalate	ND	260	ug/Kg	03/21/12		DD	SW 8270
Fluoranthene	5500	260	ug/Kg	03/21/12		DD	SW 8270
Fluorene	ND	260	ug/Kg	03/21/12		DD	SW 8270
Hexachlorobenzene	ND	260	ug/Kg	03/21/12		DD	SW 8270
Hexachlorobutadiene	ND	260	ug/Kg	03/21/12		DD	SW 8270
Hexachlorocyclopentadiene	ND	260	ug/Kg	03/21/12		DD	SW 8270
Hexachloroethane	ND	260	ug/Kg	03/21/12		DD	SW 8270
Indeno(1,2,3-cd)pyrene	1300	260	ug/Kg	03/21/12		DD	SW 8270
Isophorone	ND	260	ug/Kg	03/21/12		DD	SW 8270
Naphthalene	ND	260	ug/Kg	03/21/12		DD	SW 8270
Nitrobenzene	ND	260	ug/Kg	03/21/12		DD	SW 8270
N-Nitrosodimethylamine	ND	370	ug/Kg	03/21/12		DD	SW 8270
N-Nitrosodi-n-propylamine	ND	260	ug/Kg	03/21/12		DD	SW 8270
N-Nitrosodiphenylamine	ND	370	ug/Kg	03/21/12		DD	SW 8270
Pentachloronitrobenzene	ND	370	ug/Kg	03/21/12		DD	SW 8270
Pentachlorophenol	ND	370	ug/Kg	03/21/12		DD	SW 8270
Phenanthrene	3100	260	ug/Kg	03/21/12		DD	SW 8270
Phenol	ND	260	ug/Kg	03/21/12		DD	SW 8270
Pyrene	5200	260	ug/Kg	03/21/12		DD	SW 8270
Pyridine	ND	370	ug/Kg	03/21/12		DD	SW 8270
<u>QA/QC Surrogates</u>							
% 2,4,6-Tribromophenol	54		%	03/21/12		DD	15 - 130 %
% 2-Fluorobiphenyl	40		%	03/21/12		DD	15 - 130 %
% 2-Fluorophenol	39		%	03/21/12		DD	15 - 130 %
% Nitrobenzene-d5	40		%	03/21/12		DD	15 - 130 %
% Phenol-d5	37		%	03/21/12		DD	15 - 130 %
% Terphenyl-d14	41		%	03/21/12		DD	15 - 130 %

Parameter	Result	RL	Units	Date	Time	By	Reference
-----------	--------	----	-------	------	------	----	-----------

1 = This parameter is not certified by NY NELAC for this matrix. NY NELAC does not offer certification for all parameters.


Comments:

Poor surrogate recovery was observed for volatiles due to matrix interference.

If there are any questions regarding this data, please call Phoenix Client Services at extension 200.

ND=Not detected BDL=Below Detection Level RL=Reporting Level

This report must not be reproduced except in full as defined by the attached chain of custody.



Phyllis Shiller, Laboratory Director

March 26, 2012



Environmental Laboratories, Inc.
 587 East Middle Turnpike, P.O.Box 370, Manchester, CT 06045
 Tel. (860) 645-1102 Fax (860) 645-0823



Analysis Report

March 26, 2012

FOR: Attn: Mr. Charles B. Sosik, P.G.
 Environmental Business Consultants
 1808 Middle Country Rd
 Ridge NY 11961-2406

Sample Information

Matrix: GROUND WATER
 Location Code: EBC
 Rush Request: 72 Hour
 P.O.#:

Custody Information

Collected by:
 Received by: SW
 Analyzed by: see "By" below

Date: 03/16/12
 03/19/12
 Time: 0:00
 17:21

Laboratory Data

SDG ID: GBB5453
 Phoenix ID: BB5464

Project ID: 11 JACKSON ST BKLYN NY
 Client ID: GW DUPLICATE

Parameter	Result	RL	Units	Date	Time	By	Reference
Silver	< 0.001	0.001	mg/L	03/20/12		LK	6010/200.7
Aluminum	40.1	0.10	mg/L	03/21/12		LK	6010/200.7
Arsenic	0.012	0.004	mg/L	03/20/12		LK	6010/200.7
Barium	0.435	0.002	mg/L	03/20/12		LK	6010/200.7
Beryllium	0.002	0.001	mg/L	03/20/12		LK	6010/200.7
Calcium	132	0.010	mg/L	03/20/12		LK	6010/200.7
Cadmium	0.001	0.001	mg/L	03/20/12		LK	6010/200.7
Cobalt	0.061	0.002	mg/L	03/20/12		LK	6010/200.7
Chromium	0.230	0.001	mg/L	03/20/12		LK	6010/200.7
Copper	0.110	0.005	mg/L	03/20/12		LK	6010/200.7
Silver (Dissolved)	< 0.001	0.001	mg/L	03/20/12		LK	6010/200.7
Aluminum (Dissolved)	0.15	0.01	mg/L	03/20/12		LK	6010/200.7
Arsenic (Dissolved)	< 0.004	0.004	mg/L	03/20/12		LK	6010/200.7
Barium (Dissolved)	0.090	0.002	mg/L	03/20/12		LK	6010/200.7
Beryllium (Dissolved)	< 0.001	0.001	mg/L	03/20/12		LK	6010/200.7
Calcium (Dissolved)	107	0.01	mg/L	03/20/12		LK	6010/200.7
Cadmium (Dissolved)	< 0.001	0.001	mg/L	03/20/12		LK	6010/200.7
Cobalt (Dissolved)	0.005	0.001	mg/L	03/20/12		EK	6010/200.7
Chromium (Dissolved)	< 0.001	0.001	mg/L	03/20/12		LK	6010/200.7
Copper (Dissolved)	< 0.005	0.005	mg/L	03/20/12		LK	6010/200.7
Iron (Dissolved)	0.183	0.011	mg/L	03/20/12		LK	6010/200.7
Mercury (Dissolved)	< 0.0002	0.0002	mg/L	03/20/12		RS	7470/E245.1
Potassium (Dissolved)	3.5	0.1	mg/L	03/20/12		LK	6010/200.7
Magnesium (Dissolved)	57.0	0.01	mg/L	03/20/12		LK	6010/200.7
Manganese (Dissolved)	0.658	0.001	mg/L	03/20/12		LK	6010/200.7
Sodium (Dissolved)	71.9	1.1	mg/L	03/21/12		LK	6010/200.7
Nickel (Dissolved)	0.010	0.001	mg/L	03/20/12		LK	6010/200.7
Lead (Dissolved)	< 0.002	0.002	mg/L	03/20/12		LK	6010/200.7

Client ID: GW DUPLICATE

Parameter	Result	RL	Units	Date	Time	By	Reference
Antimony (Dissolved)	< 0.005	0.005	mg/L	03/20/12		LK	6010/200.7
Selenium (Dissolved)	< 0.011	0.011	mg/L	03/20/12		EK	6010/200.7
Thallium (Dissolved)	< 0.002	0.002	mg/L	03/20/12		RS	7010/279.2
Vanadium (Dissolved)	0.003	0.002	mg/L	03/20/12		LK	6010/200.7
Zinc (Dissolved)	0.004	0.002	mg/L	03/20/12		EK	6010/200.7
Iron	114	0.010	mg/L	03/20/12		LK	6010/200.7
Mercury	< 0.0002	0.0002	mg/L	03/20/12		RS	7470/E245.1
Potassium	10.0	0.1	mg/L	03/20/12		LK	6010/200.7
Magnesium	74.9	0.10	mg/L	03/21/12		LK	6010/200.7
Manganese	2.58	0.010	mg/L	03/21/12		LK	6010/200.7
Sodium	73.0	1.0	mg/L	03/21/12		LK	6010/200.7
Nickel	0.165	0.001	mg/L	03/20/12		LK	6010/200.7
Lead	0.040	0.002	mg/L	03/20/12		LK	6010/200.7
Antimony	< 0.005	0.005	mg/L	03/20/12		LK	6010/200.7
Selenium	< 0.010	0.010	mg/L	03/20/12		LK	6010/200.7
Thallium	< 0.002	0.002	mg/L	03/20/12		RS	SW7010/200.9
Dissolved Metals Preparation	Completed			03/19/12		T	SW846-3005
Total Metals Digestion	Completed			03/19/12		T	
Vanadium	0.142	0.002	mg/L	03/20/12		LK	6010/200.7
Zinc	0.220	0.002	mg/L	03/20/12		LK	6010/200.7
Filtration	Completed			03/19/12		T	0.45um Filter
Dissolved Mercury Digestion	Completed			03/20/12		X/X	SW7470
Mercury Digestion	Completed			03/20/12		X/X	7471/245.1
PCB Extraction	Completed			03/19/12		L	SW3510C
Extraction for Pest (2 Liter)	Completed			03/19/12		L	SW3510
Semi-Volatile Extraction	Completed			03/19/12		F/K/E	SW3520
<u>Polychlorinated Biphenyls</u>							
PCB-1016	ND	0.10	ug/L	03/21/12		KCA	608/ 8082
PCB-1221	ND	0.10	ug/L	03/21/12		KCA	608/ 8082
PCB-1232	ND	0.10	ug/L	03/21/12		KCA	608/ 8082
PCB-1242	ND	0.10	ug/L	03/21/12		KCA	608/ 8082
PCB-1248	ND	0.10	ug/L	03/21/12		KCA	608/ 8082
PCB-1254	ND	0.10	ug/L	03/21/12		KCA	608/ 8082
PCB-1260	ND	0.10	ug/L	03/21/12		KCA	608/ 8082
PCB-1262	ND	0.10	ug/L	03/21/12		KCA	608/ 8082
PCB-1268	ND	0.10	ug/L	03/21/12		KCA	608/ 8082
<u>QA/QC Surrogates</u>							
% DCBP	108		%	03/21/12		KCA	30 - 150 %
% TCMX	100		%	03/21/12		KCA	30 - 150 %
<u>Pesticides</u>							
4,4' -DDD	ND	0.1	ug/L	03/21/12		MR	SW8081
4,4' -DDE	ND	0.1	ug/L	03/21/12		MR	SW8081
4,4' -DDT	ND	0.1	ug/L	03/21/12		MR	SW8081
a-BHC	ND	0.05	ug/L	03/21/12		MR	SW8081
Alachlor	ND	0.1	ug/L	03/21/12		MR	SW8081
Aldrin	ND	0.01	ug/L	03/21/12		MR	SW8081
b-BHC	ND	0.05	ug/L	03/21/12		MR	SW8081
Chlordane	ND	0.3	ug/L	03/21/12		MR	SW8081
d-BHC	ND	0.05	ug/L	03/21/12		MR	SW8081

Client ID: GW DUPLICATE

Parameter	Result	RL	Units	Date	Time	By	Reference
Dieldrin	ND	0.01	ug/L	03/21/12		MR	SW8081
Endosulfan I	ND	0.1	ug/L	03/21/12		MR	SW8081
Endosulfan II	ND	0.1	ug/L	03/21/12		MR	SW8081
Endosulfan Sulfate	ND	0.1	ug/L	03/21/12		MR	SW8081
Endrin	ND	0.1	ug/L	03/21/12		MR	SW8081
Endrin Aldehyde	ND	0.1	ug/L	03/21/12		MR	SW8081
Endrin ketone	ND	0.1	ug/L	03/21/12		MR	SW8081
g-BHC (Lindane)	ND	0.05	ug/L	03/21/12		MR	SW8081
Heptachlor	ND	0.05	ug/L	03/21/12		MR	SW8081
Heptachlor epoxide	ND	0.05	ug/L	03/21/12		MR	SW8081
Methoxychlor	ND	0.2	ug/L	03/21/12		MR	SW8081
Toxaphene	ND	1.5	ug/L	03/21/12		MR	SW8081
<u>QA/QC Surrogates</u>							
%DCBP (Surrogate Rec)	69		%	03/21/12		MR	30 - 150 %
%TCMX (Surrogate Rec)	81		%	03/21/12		MR	30 - 150 %
<u>Volatiles</u>							
1,1,1,2-Tetrachloroethane	ND	1.0	ug/L	03/21/12		H/J	SW8260
1,1,1-Trichloroethane	ND	1.0	ug/L	03/21/12		H/J	SW8260
1,1,2,2-Tetrachloroethane	ND	0.50	ug/L	03/21/12		H/J	SW8260
1,1,2-Trichloroethane	ND	1.0	ug/L	03/21/12		H/J	SW8260
1,1-Dichloroethane	ND	1.0	ug/L	03/21/12		H/J	SW8260
1,1-Dichloroethene	ND	1.0	ug/L	03/21/12		H/J	SW8260
1,1-Dichloropropene	ND	1.0	ug/L	03/21/12		H/J	SW8260
1,2,3-Trichlorobenzene	ND	1.0	ug/L	03/21/12		H/J	SW8260
1,2,3-Trichloropropane	ND	1.0	ug/L	03/21/12		H/J	SW8260
1,2,4-Trichlorobenzene	ND	1.0	ug/L	03/21/12		H/J	SW8260 1
1,2,4-Trimethylbenzene	ND	1.0	ug/L	03/21/12		H/J	SW8260
1,2-Dibromo-3-chloropropane	ND	1.0	ug/L	03/21/12		H/J	SW8260
1,2-Dichlorobenzene	ND	1.0	ug/L	03/21/12		H/J	SW8260
1,2-Dichloroethane	ND	0.60	ug/L	03/21/12		H/J	SW8260
1,2-Dichloropropane	ND	1.0	ug/L	03/21/12		H/J	SW8260
1,3,5-Trimethylbenzene	ND	1.0	ug/L	03/21/12		H/J	SW8260
1,3-Dichlorobenzene	ND	1.0	ug/L	03/21/12		H/J	SW8260
1,3-Dichloropropane	ND	1.0	ug/L	03/21/12		H/J	SW8260
1,4-Dichlorobenzene	ND	1.0	ug/L	03/21/12		H/J	SW8260
2,2-Dichloropropane	ND	1.0	ug/L	03/21/12		H/J	SW8260
2-Chlorotoluene	ND	1.0	ug/L	03/21/12		H/J	SW8260
2-Hexanone	ND	5.0	ug/L	03/21/12		H/J	SW8260 1
2-Isopropyltoluene	ND	1.0	ug/L	03/21/12		H/J	SW8260 1
4-Chlorotoluene	ND	1.0	ug/L	03/21/12		H/J	SW8260
4-Methyl-2-pentanone	ND	5.0	ug/L	03/21/12		H/J	SW8260 1
Acetone	ND	25	ug/L	03/21/12		H/J	SW8260
Acrylonitrile	ND	5.0	ug/L	03/21/12		H/J	SW8260
Benzene	ND	0.70	ug/L	03/21/12		H/J	SW8260
Bromobenzene	ND	1.0	ug/L	03/21/12		H/J	SW8260 1
Bromochloromethane	ND	1.0	ug/L	03/21/12		H/J	SW8260
Bromodichloromethane	ND	0.50	ug/L	03/21/12		H/J	SW8260
Bromoform	ND	1.0	ug/L	03/21/12		H/J	SW8260
Bromomethane	ND	1.0	ug/L	03/21/12		H/J	SW8260
Carbon Disulfide	ND	5.0	ug/L	03/21/12		H/J	SW8260

Parameter	Result	RL	Units	Date	Time	By	Reference
Carbon tetrachloride	ND	1.0	ug/L	03/21/12		H/J	SW8260
Chlorobenzene	ND	1.0	ug/L	03/21/12		H/J	SW8260
Chloroethane	ND	1.0	ug/L	03/21/12		H/J	SW8260
Chloroform	ND	1.0	ug/L	03/21/12		H/J	SW8260
Chloromethane	ND	1.0	ug/L	03/21/12		H/J	SW8260
cis-1,2-Dichloroethene	ND	1.0	ug/L	03/21/12		H/J	SW8260
cis-1,3-Dichloropropene	ND	0.50	ug/L	03/21/12		H/J	SW8260
Dibromochloromethane	ND	0.50	ug/L	03/21/12		H/J	SW8260
Dibromoethane	ND	1.0	ug/L	03/21/12		H/J	SW8260
Dibromomethane	ND	1.0	ug/L	03/21/12		H/J	SW8260
Dichlorodifluoromethane	ND	1.0	ug/L	03/21/12		H/J	SW8260
Ethylbenzene	ND	1.0	ug/L	03/21/12		H/J	SW8260
Hexachlorobutadiene	ND	0.40	ug/L	03/21/12		H/J	SW8260
Isopropylbenzene	ND	1.0	ug/L	03/21/12		H/J	SW8260
m&p-Xylene	ND	1.0	ug/L	03/21/12		H/J	SW8260
Methyl ethyl ketone	ND	5.0	ug/L	03/21/12		H/J	SW8260
Methyl t-butyl ether (MTBE)	3.2	1.0	ug/L	03/21/12		H/J	SW8260
Methylene chloride	ND	1.0	ug/L	03/21/12		H/J	SW8260
Naphthalene	ND	1.0	ug/L	03/21/12		H/J	SW8260
n-Butylbenzene	ND	1.0	ug/L	03/21/12		H/J	SW8260
n-Propylbenzene	ND	1.0	ug/L	03/21/12		H/J	SW8260
o-Xylene	ND	1.0	ug/L	03/21/12		H/J	SW8260
p-Isopropyltoluene	ND	1.0	ug/L	03/21/12		H/J	SW8260
sec-Butylbenzene	ND	1.0	ug/L	03/21/12		H/J	SW8260
Styrene	ND	1.0	ug/L	03/21/12		H/J	SW8260
tert-Butylbenzene	ND	1.0	ug/L	03/21/12		H/J	SW8260
Tetrachloroethene	ND	1.0	ug/L	03/21/12		H/J	SW8260
Tetrahydrofuran (THF)	ND	5.0	ug/L	03/21/12		H/J	SW8260
Toluene	ND	1.0	ug/L	03/21/12		H/J	SW8260
Total Xylenes	ND	1.0	ug/L	03/21/12		H/J	SW8260
trans-1,2-Dichloroethene	ND	1.0	ug/L	03/21/12		H/J	SW8260
trans-1,3-Dichloropropene	ND	0.50	ug/L	03/21/12		H/J	SW8260
trans-1,4-dichloro-2-butene	ND	5.0	ug/L	03/21/12		H/J	SW8260
Trichloroethene	ND	1.0	ug/L	03/21/12		H/J	SW8260
Trichlorofluoromethane	ND	1.0	ug/L	03/21/12		H/J	SW8260
Trichlorotrifluoroethane	ND	1.0	ug/L	03/21/12		H/J	SW8260
Vinyl chloride	ND	1.0	ug/L	03/21/12		H/J	SW8260
<u>QA/QC Surrogates</u>							
% 1,2-dichlorobenzene-d4	99		%	03/21/12		H/J	70 - 130 %
% Bromofluorobenzene	93		%	03/21/12		H/J	70 - 130 %
% Dibromofluoromethane	114		%	03/21/12		H/J	70 - 130 %
% Toluene-d8	95		%	03/21/12		H/J	70 - 130 %
<u>Semivolatiles</u>							
1,2,4-Trichlorobenzene	ND	5.0	ug/L	03/20/12		DD	SW8270
1,2-Dichlorobenzene	ND	5.0	ug/L	03/20/12		DD	SW8270
1,3-Dichlorobenzene	ND	5.0	ug/L	03/20/12		DD	SW8270
1,4-Dichlorobenzene	ND	5.0	ug/L	03/20/12		DD	SW8270
2,4,5-Trichlorophenol	ND	10	ug/L	03/20/12		DD	SW8270
2,4,6-Trichlorophenol	ND	10	ug/L	03/20/12		DD	SW8270
2,4-Dichlorophenol	ND	10	ug/L	03/20/12		DD	SW8270

Client ID: GW DUPLICATE

Parameter	Result	RL	Units	Date	Time	By	Reference
2,4-Dimethylphenol	ND	10	ug/L	03/20/12		DD	SW8270
2,4-Dinitrophenol	ND	50	ug/L	03/20/12		DD	SW8270
2,4-Dinitrotoluene	ND	5.0	ug/L	03/20/12		DD	SW8270
2,6-Dinitrotoluene	ND	5.0	ug/L	03/20/12		DD	SW8270
2-Chloronaphthalene	ND	5.0	ug/L	03/20/12		DD	SW8270
2-Chlorophenol	ND	10	ug/L	03/20/12		DD	SW8270
2-Methylnaphthalene	ND	5.0	ug/L	03/20/12		DD	SW8270
2-Methylphenol (o-cresol)	ND	10	ug/L	03/20/12		DD	SW8270
2-Nitroaniline	ND	50	ug/L	03/20/12		DD	SW8270
2-Nitrophenol	ND	10	ug/L	03/20/12		DD	SW8270
3&4-Methylphenol (m&p-cresol)	ND	10	ug/L	03/20/12		DD	SW8270
3,3'-Dichlorobenzidine	ND	50	ug/L	03/20/12		DD	SW8270
3-Nitroaniline	ND	50	ug/L	03/20/12		DD	SW8270
4,6-Dinitro-2-methylphenol	ND	50	ug/L	03/20/12		DD	SW8270
4-Bromophenyl phenyl ether	ND	5.0	ug/L	03/20/12		DD	SW8270
4-Chloro-3-methylphenol	ND	20	ug/L	03/20/12		DD	SW8270
4-Chloroaniline	ND	20	ug/L	03/20/12		DD	SW8270
4-Chlorophenyl phenyl ether	ND	5.0	ug/L	03/20/12		DD	SW8270
4-Nitroaniline	ND	20	ug/L	03/20/12		DD	SW8270
4-Nitrophenol	ND	50	ug/L	03/20/12		DD	SW8270
Acetophenone	ND	5.0	ug/L	03/20/12		DD	SW8270
Aniline	ND	10	ug/L	03/20/12		DD	SW8270
Anthracene	ND	5.0	ug/L	03/20/12		DD	SW8270
Azobenzene	ND	5.0	ug/L	03/20/12		DD	SW8270
Benzidine	ND	50	ug/L	03/20/12		DD	SW8270
Benzoic acid	ND	50	ug/L	03/20/12		DD	SW8270
Benzyl butyl phthalate	ND	5.0	ug/L	03/20/12		DD	SW8270
Bis(2-chloroethoxy)methane	ND	5.0	ug/L	03/20/12		DD	SW8270
Bis(2-chloroethyl)ether	ND	5.0	ug/L	03/20/12		DD	SW8270
Bis(2-chloroisopropyl)ether	ND	5.0	ug/L	03/20/12		DD	SW8270
Carbazole	ND	5.0	ug/L	03/20/12		DD	SW8270
Dibenzofuran	ND	5.0	ug/L	03/20/12		DD	SW8270
Diethyl phthalate	ND	5.0	ug/L	03/20/12		DD	SW8270
Dimethylphthalate	ND	5.0	ug/L	03/20/12		DD	SW8270
Di-n-butylphthalate	ND	5.0	ug/L	03/20/12		DD	SW8270
Di-n-octylphthalate	ND	5.0	ug/L	03/20/12		DD	SW8270
Fluoranthene	ND	5.0	ug/L	03/20/12		DD	SW8270
Fluorene	ND	5.0	ug/L	03/20/12		DD	SW8270
Hexachlorobutadiene	ND	5.0	ug/L	03/20/12		DD	SW8270
Hexachlorocyclopentadiene	ND	5.0	ug/L	03/20/12		DD	SW8270
Isophorone	ND	5.0	ug/L	03/20/12		DD	SW8270
Naphthalene	ND	5.0	ug/L	03/20/12		DD	SW8270
Nitrobenzene	ND	5.0	ug/L	03/20/12		DD	SW8270
N-Nitrosodimethylamine	ND	5.0	ug/L	03/20/12		DD	SW8270
N-Nitrosodi-n-propylamine	ND	5.0	ug/L	03/20/12		DD	SW8270
N-Nitrosodiphenylamine	ND	5.0	ug/L	03/20/12		DD	SW8270
Phenol	ND	10	ug/L	03/20/12		DD	SW8270
Pyrene	ND	5.0	ug/L	03/20/12		DD	SW8270
Pyridine	ND	5.0	ug/L	03/20/12		DD	SW8270

QA/QC Surrogates

Parameter	Result	RL	Units	Date	Time	By	Reference
% 2,4,6-Tribromophenol	117		%	03/20/12		DD	15 - 130 %
% 2-Fluorobiphenyl	69		%	03/20/12		DD	15 - 130 %
% 2-Fluorophenol	75		%	03/20/12		DD	15 - 130 %
% Nitrobenzene-d5	87		%	03/20/12		DD	15 - 130 %
% Phenol-d5	77		%	03/20/12		DD	15 - 130 %
% Terphenyl-d14	92		%	03/20/12		DD	15 - 130 %

Semivolatiles

1,2,4,5-Tetrachlorobenzene	ND	1.6	ug/L	03/20/12		DD	SW8270 (SIM)
Acenaphthene	ND	0.050	ug/L	03/20/12		DD	SW8270 (SIM)
Acenaphthylene	ND	0.050	ug/L	03/20/12		DD	SW8270 (SIM)
Benz(a)anthracene	ND	0.040	ug/L	03/20/12		DD	SW8270 (SIM)
Benzo(a)pyrene	ND	0.050	ug/L	03/20/12		DD	SW8270 (SIM)
Benzo(b)fluoranthene	ND	0.050	ug/L	03/20/12		DD	SW8270 (SIM)
Benzo(ghi)perylene	ND	3.0	ug/L	03/20/12		DD	SW8270 (SIM)
Benzo(k)fluoranthene	ND	0.050	ug/L	03/20/12		DD	SW8270 (SIM)
Bis(2-ethylhexyl)phthalate	7.9	1.6	ug/L	03/20/12		DD	SW8270 (SIM)
Chrysene	ND	0.050	ug/L	03/20/12		DD	SW8270 (SIM)
Dibenz(a,h)anthracene	ND	0.010	ug/L	03/20/12		DD	SW8270 (SIM)
Hexachlorobenzene	ND	0.060	ug/L	03/20/12		DD	SW8270 (SIM)
Hexachloroethane	ND	2.4	ug/L	03/20/12		DD	SW8270 (SIM)
Indeno(1,2,3-cd)pyrene	ND	0.050	ug/L	03/20/12		DD	SW8270 (SIM)
Pentachloronitrobenzene	ND	0.10	ug/L	03/20/12		DD	SW8270 (SIM)
Pentachlorophenol	ND	0.80	ug/L	03/20/12		DD	SW8270 (SIM)
Phenanthrene	0.3	0.050	ug/L	03/20/12		DD	SW8270 (SIM)

QA/QC Surrogates

% 2,4,6-Tribromophenol	117		%	03/20/12		DD	15 - 130 %
% 2-Fluorobiphenyl	69		%	03/20/12		DD	15 - 130 %
% 2-Fluorophenol	75		%	03/20/12		DD	15 - 130 %
% Nitrobenzene-d5	87		%	03/20/12		DD	15 - 130 %
% Phenol-d5	77		%	03/20/12		DD	15 - 130 %
% Terphenyl-d14	92		%	03/20/12		DD	15 - 130 %


1 = This parameter is not certified by NY NELAC for this matrix. NY NELAC does not offer certification for all parameters.

Comments:

If there are any questions regarding this data, please call Phoenix Client Services at extension 200.

ND=Not detected BDL=Below Detection Level RL=Reporting Level

This report must not be reproduced except in full as defined by the attached chain of custody.



Phyllis Shiller, Laboratory Director
 March 26, 2012



Environmental Laboratories, Inc.
 587 East Middle Turnpike, P.O.Box 370, Manchester, CT 06045
 Tel. (860) 645-1102 Fax (860) 645-0823



Analysis Report

March 26, 2012

FOR: Attn: Mr. Charles B. Sosik, P.G.
 Environmental Business Consultants
 1808 Middle Country Rd
 Ridge NY 11961-2406

Sample Information

Matrix: GROUND WATER
 Location Code: EBC
 Rush Request: 72 Hour
 P.O.#:

Custody Information

Collected by:
 Received by: SW
 Analyzed by: see "By" below

Date Time
 03/16/12 11:30
 03/19/12 17:21

Laboratory Data

SDG ID: GBB5453
 Phoenix ID: BB5465

Project ID: 11 JACKSON ST BKLYN NY

Client ID: GW 1

Parameter	Result	RL	Units	Date	Time	By	Reference
Silver	< 0.001	0.001	mg/L	03/20/12		LK	6010/200.7
Aluminum	122	0.10	mg/L	03/21/12		LK	6010/200.7
Arsenic	0.024	0.004	mg/L	03/20/12		LK	6010/200.7
Barium	1.21	0.002	mg/L	03/20/12		LK	6010/200.7
Beryllium	0.009	0.001	mg/L	03/20/12		LK	6010/200.7
Calcium	159	0.10	mg/L	03/21/12		LK	6010/200.7
Cadmium	0.003	0.001	mg/L	03/20/12		LK	6010/200.7
Cobalt	0.190	0.002	mg/L	03/20/12		LK	6010/200.7
Chromium	0.376	0.001	mg/L	03/20/12		LK	6010/200.7
Copper	0.514	0.005	mg/L	03/20/12		LK	6010/200.7
Silver (Dissolved)	< 0.001	0.001	mg/L	03/20/12		EK	6010/200.7
Aluminum (Dissolved)	0.08	0.01	mg/L	03/20/12		LK	6010/200.7
Arsenic (Dissolved)	< 0.004	0.004	mg/L	03/20/12		LK	6010/200.7
Barium (Dissolved)	0.090	0.002	mg/L	03/20/12		LK	6010/200.7
Beryllium (Dissolved)	< 0.001	0.001	mg/L	03/20/12		LK	6010/200.7
Calcium (Dissolved)	146	0.01	mg/L	03/20/12		LK	6010/200.7
Cadmium (Dissolved)	< 0.001	0.001	mg/L	03/20/12		LK	6010/200.7
Cobalt (Dissolved)	0.009	0.001	mg/L	03/20/12		EK	6010/200.7
Chromium (Dissolved)	< 0.001	0.001	mg/L	03/20/12		LK	6010/200.7
Copper (Dissolved)	< 0.005	0.005	mg/L	03/20/12		LK	6010/200.7
Iron (Dissolved)	0.096	0.011	mg/L	03/20/12		LK	6010/200.7
Mercury (Dissolved)	< 0.0002	0.0002	mg/L	03/20/12		RS	7470/E245.1
Potassium (Dissolved)	4.3	0.1	mg/L	03/20/12		LK	6010/200.7
Magnesium (Dissolved)	72.9	0.01	mg/L	03/20/12		LK	6010/200.7
Manganese (Dissolved)	1.09	0.001	mg/L	03/20/12		LK	6010/200.7
Sodium (Dissolved)	69.2	1.1	mg/L	03/21/12		LK	6010/200.7
Nickel (Dissolved)	0.011	0.001	mg/L	03/20/12		LK	6010/200.7
Lead (Dissolved)	< 0.002	0.002	mg/L	03/20/12		LK	6010/200.7

Client ID: GW 1

Parameter	Result	RL	Units	Date	Time	By	Reference
Antimony (Dissolved)	< 0.005	0.005	mg/L	03/20/12		LK	6010/200.7
Selenium (Dissolved)	< 0.011	0.011	mg/L	03/20/12		EK	6010/200.7
Thallium (Dissolved)	< 0.002	0.002	mg/L	03/20/12		RS	7010/279.2
Vanadium (Dissolved)	0.002	0.002	mg/L	03/20/12		LK	6010/200.7
Zinc (Dissolved)	0.004	0.002	mg/L	03/20/12		EK	6010/200.7
Iron	378	0.10	mg/L	03/21/12		LK	6010/200.7
Mercury	< 0.0002	0.0002	mg/L	03/20/12		RS	7470/E245.1
Potassium	34.0	0.1	mg/L	03/20/12		LK	6010/200.7
Magnesium	124	0.10	mg/L	03/21/12		LK	6010/200.7
Manganese	8.45	0.010	mg/L	03/21/12		LK	6010/200.7
Sodium	68.7	1.0	mg/L	03/21/12		LK	6010/200.7
Nickel	0.332	0.001	mg/L	03/20/12		LK	6010/200.7
Lead	0.178	0.002	mg/L	03/20/12		LK	6010/200.7
Antimony	0.008	0.005	mg/L	03/20/12		LK	6010/200.7
Selenium	< 0.010	0.010	mg/L	03/20/12		LK	6010/200.7
Thallium	< 0.002	0.002	mg/L	03/20/12		RS	SW7010/200.9
Dissolved Metals Preparation	Completed			03/19/12		T	SW846-3005
Total Metals Digestion	Completed			03/19/12		T	
Vanadium	0.420	0.002	mg/L	03/20/12		LK	6010/200.7
Zinc	0.800	0.002	mg/L	03/20/12		LK	6010/200.7
Filtration	Completed			03/19/12		T	0.45um Filter
Dissolved Mercury Digestion	Completed			03/20/12		X/X	SW7470
Mercury Digestion	Completed			03/20/12		X/X	7471/245.1
PCB Extraction	Completed			03/19/12		L	SW3510C
Extraction for Pest (2 Liter)	Completed			03/19/12		L	SW3510
Semi-Volatile Extraction	Completed			03/19/12		F/K/E	SW3520
<u>Polychlorinated Biphenyls</u>							
PCB-1016	ND	0.10	ug/L	03/21/12		KCA	608/ 8082
PCB-1221	ND	0.10	ug/L	03/21/12		KCA	608/ 8082
PCB-1232	ND	0.10	ug/L	03/21/12		KCA	608/ 8082
PCB-1242	ND	0.10	ug/L	03/21/12		KCA	608/ 8082
PCB-1248	ND	0.10	ug/L	03/21/12		KCA	608/ 8082
PCB-1254	ND	0.10	ug/L	03/21/12		KCA	608/ 8082
PCB-1260	ND	0.10	ug/L	03/21/12		KCA	608/ 8082
PCB-1262	ND	0.10	ug/L	03/21/12		KCA	608/ 8082
PCB-1268	ND	0.10	ug/L	03/21/12		KCA	608/ 8082
<u>QA/QC Surrogates</u>							
% DCBP	113		%	03/21/12		KCA	30 - 150 %
% TCMX	110		%	03/21/12		KCA	30 - 150 %
<u>Pesticides</u>							
4,4' -DDD	ND	0.1	ug/L	03/21/12		MR	SW8081
4,4' -DDE	ND	0.1	ug/L	03/21/12		MR	SW8081
4,4' -DDT	ND	0.1	ug/L	03/21/12		MR	SW8081
a-BHC	ND	0.05	ug/L	03/21/12		MR	SW8081
Alachlor	ND	0.1	ug/L	03/21/12		MR	SW8081
Aldrin	ND	0.01	ug/L	03/21/12		MR	SW8081
b-BHC	ND	0.05	ug/L	03/21/12		MR	SW8081
Chlordane	ND	0.3	ug/L	03/21/12		MR	SW8081
d-BHC	ND	0.05	ug/L	03/21/12		MR	SW8081

Client ID: GW 1

Parameter	Result	RL	Units	Date	Time	By	Reference
Dieldrin	ND	0.01	ug/L	03/21/12		MR	SW8081
Endosulfan I	ND	0.1	ug/L	03/21/12		MR	SW8081
Endosulfan II	ND	0.1	ug/L	03/21/12		MR	SW8081
Endosulfan Sulfate	ND	0.1	ug/L	03/21/12		MR	SW8081
Endrin	ND	0.1	ug/L	03/21/12		MR	SW8081
Endrin Aldehyde	ND	0.1	ug/L	03/21/12		MR	SW8081
Endrin ketone	ND	0.1	ug/L	03/21/12		MR	SW8081
g-BHC (Lindane)	ND	0.05	ug/L	03/21/12		MR	SW8081
Heptachlor	ND	0.05	ug/L	03/21/12		MR	SW8081
Heptachlor epoxide	ND	0.05	ug/L	03/21/12		MR	SW8081
Methoxychlor	ND	0.2	ug/L	03/21/12		MR	SW8081
Toxaphene	ND	1.5	ug/L	03/21/12		MR	SW8081
<u>QA/QC Surrogates</u>							
%DCBP (Surrogate Rec)	72		%	03/21/12		MR	30 - 150 %
%TCMX (Surrogate Rec)	76		%	03/21/12		MR	30 - 150 %
<u>Volatiles</u>							
1,1,1,2-Tetrachloroethane	ND	1.0	ug/L	03/20/12		H/T	SW8260
1,1,1-Trichloroethane	ND	1.0	ug/L	03/20/12		H/T	SW8260
1,1,2,2-Tetrachloroethane	ND	0.50	ug/L	03/20/12		H/T	SW8260
1,1,2-Trichloroethane	ND	1.0	ug/L	03/20/12		H/T	SW8260
1,1-Dichloroethane	ND	1.0	ug/L	03/20/12		H/T	SW8260
1,1-Dichloroethene	ND	1.0	ug/L	03/20/12		H/T	SW8260
1,1-Dichloropropene	ND	1.0	ug/L	03/20/12		H/T	SW8260
1,2,3-Trichlorobenzene	ND	1.0	ug/L	03/20/12		H/T	SW8260
1,2,3-Trichloropropane	ND	1.0	ug/L	03/20/12		H/T	SW8260
1,2,4-Trichlorobenzene	ND	1.0	ug/L	03/20/12		H/T	SW8260 1
1,2,4-Trimethylbenzene	ND	1.0	ug/L	03/20/12		H/T	SW8260
1,2-Dibromo-3-chloropropane	ND	1.0	ug/L	03/20/12		H/T	SW8260
1,2-Dichlorobenzene	ND	1.0	ug/L	03/20/12		H/T	SW8260
1,2-Dichloroethane	ND	0.60	ug/L	03/20/12		H/T	SW8260
1,2-Dichloropropane	ND	1.0	ug/L	03/20/12		H/T	SW8260
1,3,5-Trimethylbenzene	ND	1.0	ug/L	03/20/12		H/T	SW8260
1,3-Dichlorobenzene	ND	1.0	ug/L	03/20/12		H/T	SW8260
1,3-Dichloropropane	ND	1.0	ug/L	03/20/12		H/T	SW8260
1,4-Dichlorobenzene	ND	1.0	ug/L	03/20/12		H/T	SW8260
2,2-Dichloropropane	ND	1.0	ug/L	03/20/12		H/T	SW8260
2-Chlorotoluene	ND	1.0	ug/L	03/20/12		H/T	SW8260
2-Hexanone	ND	5.0	ug/L	03/20/12		H/T	SW8260 1
2-Isopropyltoluene	ND	1.0	ug/L	03/20/12		H/T	SW8260 1
4-Chlorotoluene	ND	1.0	ug/L	03/20/12		H/T	SW8260
4-Methyl-2-pentanone	ND	5.0	ug/L	03/20/12		H/T	SW8260 1
Acetone	ND	25	ug/L	03/20/12		H/T	SW8260
Acrylonitrile	ND	5.0	ug/L	03/20/12		H/T	SW8260
Benzene	ND	0.70	ug/L	03/20/12		H/T	SW8260
Bromobenzene	ND	1.0	ug/L	03/20/12		H/T	SW8260 1
Bromochloromethane	ND	1.0	ug/L	03/20/12		H/T	SW8260
Bromodichloromethane	ND	0.50	ug/L	03/20/12		H/T	SW8260
Bromoform	ND	1.0	ug/L	03/20/12		H/T	SW8260
Bromomethane	ND	1.0	ug/L	03/20/12		H/T	SW8260
Carbon Disulfide	ND	5.0	ug/L	03/20/12		H/T	SW8260

Client ID: GW 1

Parameter	Result	RL	Units	Date	Time	By	Reference
Carbon tetrachloride	ND	1.0	ug/L	03/20/12		H/T	SW8260
Chlorobenzene	ND	1.0	ug/L	03/20/12		H/T	SW8260
Chloroethane	ND	1.0	ug/L	03/20/12		H/T	SW8260
Chloroform	ND	1.0	ug/L	03/20/12		H/T	SW8260
Chloromethane	ND	1.0	ug/L	03/20/12		H/T	SW8260
cis-1,2-Dichloroethene	ND	1.0	ug/L	03/20/12		H/T	SW8260
cis-1,3-Dichloropropene	ND	0.50	ug/L	03/20/12		H/T	SW8260
Dibromochloromethane	ND	0.50	ug/L	03/20/12		H/T	SW8260
Dibromoethane	ND	1.0	ug/L	03/20/12		H/T	SW8260
Dibromomethane	ND	1.0	ug/L	03/20/12		H/T	SW8260
Dichlorodifluoromethane	ND	1.0	ug/L	03/20/12		H/T	SW8260
Ethylbenzene	ND	1.0	ug/L	03/20/12		H/T	SW8260
Hexachlorobutadiene	ND	0.40	ug/L	03/20/12		H/T	SW8260
Isopropylbenzene	ND	1.0	ug/L	03/20/12		H/T	SW8260
m&p-Xylene	ND	1.0	ug/L	03/20/12		H/T	SW8260
Methyl ethyl ketone	ND	5.0	ug/L	03/20/12		H/T	SW8260
Methyl t-butyl ether (MTBE)	ND	1.0	ug/L	03/20/12		H/T	SW8260
Methylene chloride	ND	1.0	ug/L	03/20/12		H/T	SW8260
Naphthalene	ND	1.0	ug/L	03/20/12		H/T	SW8260 1
n-Butylbenzene	ND	1.0	ug/L	03/20/12		H/T	SW8260
n-Propylbenzene	ND	1.0	ug/L	03/20/12		H/T	SW8260
o-Xylene	ND	1.0	ug/L	03/20/12		H/T	SW8260
p-Isopropyltoluene	ND	1.0	ug/L	03/20/12		H/T	SW8260
sec-Butylbenzene	ND	1.0	ug/L	03/20/12		H/T	SW8260
Styrene	ND	1.0	ug/L	03/20/12		H/T	SW8260
tert-Butylbenzene	ND	1.0	ug/L	03/20/12		H/T	SW8260
Tetrachloroethene	ND	1.0	ug/L	03/20/12		H/T	SW8260
Tetrahydrofuran (THF)	ND	5.0	ug/L	03/20/12		H/T	SW8260 1
Toluene	ND	1.0	ug/L	03/20/12		H/T	SW8260
Total Xylenes	ND	1.0	ug/L	03/20/12		H/T	SW8260
trans-1,2-Dichloroethene	ND	1.0	ug/L	03/20/12		H/T	SW8260
trans-1,3-Dichloropropene	ND	0.50	ug/L	03/20/12		H/T	SW8260
trans-1,4-dichloro-2-butene	ND	5.0	ug/L	03/20/12		H/T	SW8260
Trichloroethene	ND	1.0	ug/L	03/20/12		H/T	SW8260
Trichlorofluoromethane	ND	1.0	ug/L	03/20/12		H/T	SW8260
Trichlorotrifluoroethane	ND	1.0	ug/L	03/20/12		H/T	SW8260 1
Vinyl chloride	ND	1.0	ug/L	03/20/12		H/T	SW8260
<u>QA/QC Surrogates</u>							
% 1,2-dichlorobenzene-d4	96		%	03/20/12		H/T	70 - 130 %
% Bromofluorobenzene	97		%	03/20/12		H/T	70 - 130 %
% Dibromofluoromethane	92		%	03/20/12		H/T	70 - 130 %
% Toluene-d8	102		%	03/20/12		H/T	70 - 130 %
<u>Semivolatiles</u>							
1,2,4-Trichlorobenzene	ND	5.0	ug/L	03/20/12		DD	SW8270
1,2-Dichlorobenzene	ND	5.0	ug/L	03/20/12		DD	SW8270 1
1,3-Dichlorobenzene	ND	5.0	ug/L	03/20/12		DD	SW8270 1
1,4-Dichlorobenzene	ND	5.0	ug/L	03/20/12		DD	SW8270 1
2,4,5-Trichlorophenol	ND	10	ug/L	03/20/12		DD	SW8270
2,4,6-Trichlorophenol	ND	10	ug/L	03/20/12		DD	SW8270
2,4-Dichlorophenol	ND	10	ug/L	03/20/12		DD	SW8270

Client ID: GW 1

Parameter	Result	RL	Units	Date	Time	By	Reference
2,4-Dimethylphenol	ND	10	ug/L	03/20/12		DD	SW8270
2,4-Dinitrophenol	ND	50	ug/L	03/20/12		DD	SW8270
2,4-Dinitrotoluene	ND	5.0	ug/L	03/20/12		DD	SW8270
2,6-Dinitrotoluene	ND	5.0	ug/L	03/20/12		DD	SW8270
2-Chloronaphthalene	ND	5.0	ug/L	03/20/12		DD	SW8270
2-Chlorophenol	ND	10	ug/L	03/20/12		DD	SW8270
2-Methylnaphthalene	ND	5.0	ug/L	03/20/12		DD	SW8270
2-Methylphenol (o-cresol)	ND	10	ug/L	03/20/12		DD	SW8270
2-Nitroaniline	ND	50	ug/L	03/20/12		DD	SW8270
2-Nitrophenol	ND	10	ug/L	03/20/12		DD	SW8270
3&4-Methylphenol (m&p-cresol)	ND	10	ug/L	03/20/12		DD	SW8270
3,3'-Dichlorobenzidine	ND	50	ug/L	03/20/12		DD	SW8270
3-Nitroaniline	ND	50	ug/L	03/20/12		DD	SW8270
4,6-Dinitro-2-methylphenol	ND	50	ug/L	03/20/12		DD	SW8270
4-Bromophenyl phenyl ether	ND	5.0	ug/L	03/20/12		DD	SW8270
4-Chloro-3-methylphenol	ND	20	ug/L	03/20/12		DD	SW8270
4-Chloroaniline	ND	20	ug/L	03/20/12		DD	SW8270
4-Chlorophenyl phenyl ether	ND	5.0	ug/L	03/20/12		DD	SW8270
4-Nitroaniline	ND	20	ug/L	03/20/12		DD	SW8270
4-Nitrophenol	ND	50	ug/L	03/20/12		DD	SW8270
Acetophenone	ND	5.0	ug/L	03/20/12		DD	SW8270
Aniline	ND	10	ug/L	03/20/12		DD	SW8270
Anthracene	ND	5.0	ug/L	03/20/12		DD	SW8270
Azobenzene	ND	5.0	ug/L	03/20/12		DD	SW8270
Benzidine	ND	50	ug/L	03/20/12		DD	SW8270
Benzoic acid	ND	50	ug/L	03/20/12		DD	SW8270
Benzyl butyl phthalate	ND	5.0	ug/L	03/20/12		DD	SW8270
Bis(2-chloroethoxy)methane	ND	5.0	ug/L	03/20/12		DD	SW8270
Bis(2-chloroethyl)ether	ND	5.0	ug/L	03/20/12		DD	SW8270
Bis(2-chloroisopropyl)ether	ND	5.0	ug/L	03/20/12		DD	SW8270
Carbazole	ND	5.0	ug/L	03/20/12		DD	SW8270
Dibenzofuran	ND	5.0	ug/L	03/20/12		DD	SW8270
Diethyl phthalate	ND	5.0	ug/L	03/20/12		DD	SW8270
Dimethylphthalate	ND	5.0	ug/L	03/20/12		DD	SW8270
Di-n-butylphthalate	ND	5.0	ug/L	03/20/12		DD	SW8270
Di-n-octylphthalate	ND	5.0	ug/L	03/20/12		DD	SW8270
Fluoranthene	ND	5.0	ug/L	03/20/12		DD	SW8270
Fluorene	ND	5.0	ug/L	03/20/12		DD	SW8270
Hexachlorobutadiene	ND	5.0	ug/L	03/20/12		DD	SW8270
Hexachlorocyclopentadiene	ND	5.0	ug/L	03/20/12		DD	SW8270
Isophorone	ND	5.0	ug/L	03/20/12		DD	SW8270
Naphthalene	ND	5.0	ug/L	03/20/12		DD	SW8270
Nitrobenzene	ND	5.0	ug/L	03/20/12		DD	SW8270
N-Nitrosodimethylamine	ND	5.0	ug/L	03/20/12		DD	SW8270
N-Nitrosodi-n-propylamine	ND	5.0	ug/L	03/20/12		DD	SW8270
N-Nitrosodiphenylamine	ND	5.0	ug/L	03/20/12		DD	SW8270
Phenol	ND	10	ug/L	03/20/12		DD	SW8270
Pyrene	ND	5.0	ug/L	03/20/12		DD	SW8270
Pyridine	ND	5.0	ug/L	03/20/12		DD	SW8270

QA/QC Surrogates

Client ID: GW 1

Parameter	Result	RL	Units	Date	Time	By	Reference
% 2,4,6-Tribromophenol	112		%	03/20/12		DD	15 - 130 %
% 2-Fluorobiphenyl	65		%	03/20/12		DD	15 - 130 %
% 2-Fluorophenol	64		%	03/20/12		DD	15 - 130 %
% Nitrobenzene-d5	80		%	03/20/12		DD	15 - 130 %
% Phenol-d5	56		%	03/20/12		DD	15 - 130 %
% Terphenyl-d14	83		%	03/20/12		DD	15 - 130 %
<u>Semivolatiles</u>							
1,2,4,5-Tetrachlorobenzene	ND	1.6	ug/L	03/20/12		DD	SW8270 (SIM)
Acenaphthene	ND	0.050	ug/L	03/20/12		DD	SW8270 (SIM)
Acenaphthylene	ND	0.050	ug/L	03/20/12		DD	SW8270 (SIM)
Benz(a)anthracene	ND	0.040	ug/L	03/20/12		DD	SW8270 (SIM)
Benzo(a)pyrene	ND	0.050	ug/L	03/20/12		DD	SW8270 (SIM)
Benzo(b)fluoranthene	ND	0.050	ug/L	03/20/12		DD	SW8270 (SIM)
Benzo(ghi)perylene	ND	3.0	ug/L	03/20/12		DD	SW8270 (SIM)
Benzo(k)fluoranthene	ND	0.050	ug/L	03/20/12		DD	SW8270 (SIM)
Bis(2-ethylhexyl)phthalate	5.9	1.6	ug/L	03/20/12		DD	SW8270 (SIM)
Chrysene	ND	0.050	ug/L	03/20/12		DD	SW8270 (SIM)
Dibenz(a,h)anthracene	ND	0.010	ug/L	03/20/12		DD	SW8270 (SIM)
Hexachlorobenzene	ND	0.060	ug/L	03/20/12		DD	SW8270 (SIM)
Hexachloroethane	ND	2.4	ug/L	03/20/12		DD	SW8270 (SIM)
Indeno(1,2,3-cd)pyrene	ND	0.050	ug/L	03/20/12		DD	SW8270 (SIM)
Pentachloronitrobenzene	ND	0.10	ug/L	03/20/12		DD	SW8270 (SIM)
Pentachlorophenol	ND	0.80	ug/L	03/20/12		DD	SW8270 (SIM)
Phenanthrene	0.08	0.050	ug/L	03/20/12		DD	SW8270 (SIM)
<u>QA/QC Surrogates</u>							
% 2,4,6-Tribromophenol	112		%	03/20/12		DD	15 - 130 %
% 2-Fluorobiphenyl	65		%	03/20/12		DD	15 - 130 %
% 2-Fluorophenol	64		%	03/20/12		DD	15 - 130 %
% Nitrobenzene-d5	80		%	03/20/12		DD	15 - 130 %
% Phenol-d5	56		%	03/20/12		DD	15 - 130 %
% Terphenyl-d14	83		%	03/20/12		DD	15 - 130 %


1 = This parameter is not certified by NY NELAC for this matrix. NY NELAC does not offer certification for all parameters.

Comments:

If there are any questions regarding this data, please call Phoenix Client Services at extension 200.

ND=Not detected BDL=Below Detection Level RL=Reporting Level

This report must not be reproduced except in full as defined by the attached chain of custody.



Phyllis Shiller, Laboratory Director

March 26, 2012



Environmental Laboratories, Inc.
 587 East Middle Turnpike, P.O.Box 370, Manchester, CT 06045
 Tel. (860) 645-1102 Fax (860) 645-0823



Analysis Report

March 26, 2012

FOR: Attn: Mr. Charles B. Sosik, P.G.
 Environmental Business Consultants
 1808 Middle Country Rd
 Ridge NY 11961-2406

Sample Information

Matrix: GROUND WATER
 Location Code: EBC
 Rush Request: 72 Hour
 P.O.#:

Custody Information

Collected by:
 Received by: SW
 Analyzed by: see "By" below

Date Time
 03/16/12 12:00
 03/19/12 17:21

Laboratory Data

SDG ID: GBB5453
 Phoenix ID: BB5466

Project ID: 11 JACKSON ST BKLYN NY

Client ID: GW 2

Parameter	Result	RL	Units	Date	Time	By	Reference
Silver	< 0.001	0.001	mg/L	03/20/12		LK	6010/200.7
Aluminum	136	0.10	mg/L	03/21/12		LK	6010/200.7
Arsenic	0.027	0.004	mg/L	03/20/12		LK	6010/200.7
Barium	1.08	0.002	mg/L	03/20/12		LK	6010/200.7
Beryllium	0.008	0.001	mg/L	03/20/12		LK	6010/200.7
Calcium	150	0.10	mg/L	03/21/12		LK	6010/200.7
Cadmium	0.003	0.001	mg/L	03/20/12		LK	6010/200.7
Cobalt	0.132	0.002	mg/L	03/20/12		LK	6010/200.7
Chromium	0.490	0.001	mg/L	03/20/12		LK	6010/200.7
Copper	0.287	0.005	mg/L	03/20/12		LK	6010/200.7
Silver (Dissolved)	< 0.001	0.001	mg/L	03/20/12		LK	6010/200.7
Aluminum (Dissolved)	0.94	0.01	mg/L	03/20/12		LK	6010/200.7
Arsenic (Dissolved)	< 0.004	0.004	mg/L	03/20/12		LK	6010/200.7
Barium (Dissolved)	0.151	0.002	mg/L	03/20/12		LK	6010/200.7
Beryllium (Dissolved)	< 0.001	0.001	mg/L	03/20/12		LK	6010/200.7
Calcium (Dissolved)	144	0.01	mg/L	03/20/12		LK	6010/200.7
Cadmium (Dissolved)	< 0.001	0.001	mg/L	03/20/12		LK	6010/200.7
Cobalt (Dissolved)	0.008	0.001	mg/L	03/20/12		EK	6010/200.7
Chromium (Dissolved)	0.003	0.001	mg/L	03/20/12		LK	6010/200.7
Copper (Dissolved)	< 0.005	0.005	mg/L	03/20/12		LK	6010/200.7
Iron (Dissolved)	1.04	0.011	mg/L	03/20/12		LK	6010/200.7
Mercury (Dissolved)	< 0.0002	0.0002	mg/L	03/20/12		RS	7470/E245.1
Potassium (Dissolved)	21.8	0.1	mg/L	03/20/12		LK	6010/200.7
Magnesium (Dissolved)	52.0	0.01	mg/L	03/20/12		LK	6010/200.7
Manganese (Dissolved)	6.40	0.011	mg/L	03/21/12		LK	6010/200.7
Sodium (Dissolved)	77.2	1.1	mg/L	03/21/12		LK	6010/200.7
Nickel (Dissolved)	0.018	0.001	mg/L	03/20/12		LK	6010/200.7
Lead (Dissolved)	0.004	0.002	mg/L	03/20/12		LK	6010/200.7

Client ID: GW 2

Parameter	Result	RL	Units	Date	Time	By	Reference
Antimony (Dissolved)	< 0.005	0.005	mg/L	03/20/12		LK	6010/200.7
Selenium (Dissolved)	< 0.011	0.011	mg/L	03/20/12		EK	6010/200.7
Thallium (Dissolved)	< 0.002	0.002	mg/L	03/20/12		RS	7010/279.2
Vanadium (Dissolved)	0.004	0.002	mg/L	03/20/12		LK	6010/200.7
Zinc (Dissolved)	0.005	0.002	mg/L	03/20/12		EK	6010/200.7
Iron	312	0.10	mg/L	03/21/12		LK	6010/200.7
Mercury	< 0.0002	0.0002	mg/L	03/20/12		RS	7470/E245.1
Potassium	36.3	0.1	mg/L	03/20/12		LK	6010/200.7
Magnesium	84.0	0.10	mg/L	03/21/12		LK	6010/200.7
Manganese	18.8	0.010	mg/L	03/21/12		LK	6010/200.7
Sodium	77.2	1.0	mg/L	03/21/12		LK	6010/200.7
Nickel	0.303	0.001	mg/L	03/20/12		LK	6010/200.7
Lead	0.146	0.002	mg/L	03/20/12		LK	6010/200.7
Antimony	0.012	0.005	mg/L	03/20/12		LK	6010/200.7
Selenium	< 0.010	0.010	mg/L	03/20/12		LK	6010/200.7
Thallium	< 0.002	0.002	mg/L	03/20/12		RS	SW7010/200.9
Dissolved Metals Preparation	Completed			03/19/12		T	SW846-3005
Total Metals Digestion	Completed			03/19/12		T	
Vanadium	0.346	0.002	mg/L	03/20/12		LK	6010/200.7
Zinc	0.542	0.002	mg/L	03/20/12		LK	6010/200.7
Filtration	Completed			03/19/12		T	0.45um Filter
Dissolved Mercury Digestion	Completed			03/20/12		X/X	SW7470
Mercury Digestion	Completed			03/20/12		X/X	7471/245.1
PCB Extraction	Completed			03/19/12		L	SW3510C
Extraction for Pest (2 Liter)	Completed			03/19/12		L	SW3510
Semi-Volatile Extraction	Completed			03/19/12		F/K/E	SW3520
<u>Polychlorinated Biphenyls</u>							
PCB-1016	ND	0.10	ug/L	03/21/12		KCA	608/ 8082
PCB-1221	ND	0.10	ug/L	03/21/12		KCA	608/ 8082
PCB-1232	ND	0.10	ug/L	03/21/12		KCA	608/ 8082
PCB-1242	ND	0.10	ug/L	03/21/12		KCA	608/ 8082
PCB-1248	ND	0.10	ug/L	03/21/12		KCA	608/ 8082
PCB-1254	ND	0.10	ug/L	03/21/12		KCA	608/ 8082
PCB-1260	ND	0.10	ug/L	03/21/12		KCA	608/ 8082
PCB-1262	ND	0.10	ug/L	03/21/12		KCA	608/ 8082
PCB-1268	ND	0.10	ug/L	03/21/12		KCA	608/ 8082
<u>QA/QC Surrogates</u>							
% DCBP	89		%	03/21/12		KCA	30 - 150 %
% TCMX	111		%	03/21/12		KCA	30 - 150 %
<u>Pesticides</u>							
4,4' -DDD	ND	0.1	ug/L	03/21/12		MR	SW8081
4,4' -DDE	ND	0.1	ug/L	03/21/12		MR	SW8081
4,4' -DDT	ND	0.1	ug/L	03/21/12		MR	SW8081
a-BHC	ND	0.05	ug/L	03/21/12		MR	SW8081
Alachlor	ND	0.1	ug/L	03/21/12		MR	SW8081
Aldrin	ND	0.01	ug/L	03/21/12		MR	SW8081
b-BHC	ND	0.05	ug/L	03/21/12		MR	SW8081
Chlordane	ND	0.3	ug/L	03/21/12		MR	SW8081
d-BHC	ND	0.05	ug/L	03/21/12		MR	SW8081

Client ID: GW 2

Parameter	Result	RL	Units	Date	Time	By	Reference
Dieldrin	ND	0.01	ug/L	03/21/12		MR	SW8081
Endosulfan I	ND	0.1	ug/L	03/21/12		MR	SW8081
Endosulfan II	ND	0.1	ug/L	03/21/12		MR	SW8081
Endosulfan Sulfate	ND	0.1	ug/L	03/21/12		MR	SW8081
Endrin	ND	0.1	ug/L	03/21/12		MR	SW8081
Endrin Aldehyde	ND	0.1	ug/L	03/21/12		MR	SW8081
Endrin ketone	ND	0.1	ug/L	03/21/12		MR	SW8081
g-BHC (Lindane)	ND	0.05	ug/L	03/21/12		MR	SW8081
Heptachlor	ND	0.05	ug/L	03/21/12		MR	SW8081
Heptachlor epoxide	ND	0.05	ug/L	03/21/12		MR	SW8081
Methoxychlor	ND	0.2	ug/L	03/21/12		MR	SW8081
Toxaphene	ND	1.5	ug/L	03/21/12		MR	SW8081
<u>QA/QC Surrogates</u>							
%DCBP (Surrogate Rec)	56		%	03/21/12		MR	30 - 150 %
%TCMX (Surrogate Rec)	77		%	03/21/12		MR	30 - 150 %
<u>Volatiles</u>							
1,1,1,2-Tetrachloroethane	ND	1.0	ug/L	03/20/12		H/T	SW8260
1,1,1-Trichloroethane	ND	1.0	ug/L	03/20/12		H/T	SW8260
1,1,2,2-Tetrachloroethane	ND	0.50	ug/L	03/20/12		H/T	SW8260
1,1,2-Trichloroethane	ND	1.0	ug/L	03/20/12		H/T	SW8260
1,1-Dichloroethane	ND	1.0	ug/L	03/20/12		H/T	SW8260
1,1-Dichloroethene	ND	1.0	ug/L	03/20/12		H/T	SW8260
1,1-Dichloropropene	ND	1.0	ug/L	03/20/12		H/T	SW8260
1,2,3-Trichlorobenzene	ND	1.0	ug/L	03/20/12		H/T	SW8260
1,2,3-Trichloropropane	ND	1.0	ug/L	03/20/12		H/T	SW8260
1,2,4-Trichlorobenzene	ND	1.0	ug/L	03/20/12		H/T	SW8260 1
1,2,4-Trimethylbenzene	ND	1.0	ug/L	03/20/12		H/T	SW8260
1,2-Dibromo-3-chloropropane	ND	1.0	ug/L	03/20/12		H/T	SW8260
1,2-Dichlorobenzene	ND	1.0	ug/L	03/20/12		H/T	SW8260
1,2-Dichloroethane	ND	0.60	ug/L	03/20/12		H/T	SW8260
1,2-Dichloropropane	ND	1.0	ug/L	03/20/12		H/T	SW8260
1,3,5-Trimethylbenzene	ND	1.0	ug/L	03/20/12		H/T	SW8260
1,3-Dichlorobenzene	ND	1.0	ug/L	03/20/12		H/T	SW8260
1,3-Dichloropropane	ND	1.0	ug/L	03/20/12		H/T	SW8260
1,4-Dichlorobenzene	ND	1.0	ug/L	03/20/12		H/T	SW8260
2,2-Dichloropropane	ND	1.0	ug/L	03/20/12		H/T	SW8260
2-Chlorotoluene	ND	1.0	ug/L	03/20/12		H/T	SW8260
2-Hexanone	ND	5.0	ug/L	03/20/12		H/T	SW8260 1
2-Isopropyltoluene	ND	1.0	ug/L	03/20/12		H/T	SW8260 1
4-Chlorotoluene	ND	1.0	ug/L	03/20/12		H/T	SW8260
4-Methyl-2-pentanone	ND	5.0	ug/L	03/20/12		H/T	SW8260 1
Acetone	ND	25	ug/L	03/20/12		H/T	SW8260
Acrylonitrile	ND	5.0	ug/L	03/20/12		H/T	SW8260
Benzene	ND	0.70	ug/L	03/20/12		H/T	SW8260
Bromobenzene	ND	1.0	ug/L	03/20/12		H/T	SW8260 1
Bromochloromethane	ND	1.0	ug/L	03/20/12		H/T	SW8260
Bromodichloromethane	ND	0.50	ug/L	03/20/12		H/T	SW8260
Bromoform	ND	1.0	ug/L	03/20/12		H/T	SW8260
Bromomethane	ND	1.0	ug/L	03/20/12		H/T	SW8260
Carbon Disulfide	ND	5.0	ug/L	03/20/12		H/T	SW8260

Client ID: GW 2

Parameter	Result	RL	Units	Date	Time	By	Reference
Carbon tetrachloride	ND	1.0	ug/L	03/20/12		H/T	SW8260
Chlorobenzene	ND	1.0	ug/L	03/20/12		H/T	SW8260
Chloroethane	ND	1.0	ug/L	03/20/12		H/T	SW8260
Chloroform	ND	1.0	ug/L	03/20/12		H/T	SW8260
Chloromethane	ND	1.0	ug/L	03/20/12		H/T	SW8260
cis-1,2-Dichloroethene	ND	1.0	ug/L	03/20/12		H/T	SW8260
cis-1,3-Dichloropropene	ND	0.50	ug/L	03/20/12		H/T	SW8260
Dibromochloromethane	ND	0.50	ug/L	03/20/12		H/T	SW8260
Dibromoethane	ND	1.0	ug/L	03/20/12		H/T	SW8260
Dibromomethane	ND	1.0	ug/L	03/20/12		H/T	SW8260
Dichlorodifluoromethane	ND	1.0	ug/L	03/20/12		H/T	SW8260
Ethylbenzene	ND	1.0	ug/L	03/20/12		H/T	SW8260
Hexachlorobutadiene	ND	0.40	ug/L	03/20/12		H/T	SW8260
Isopropylbenzene	ND	1.0	ug/L	03/20/12		H/T	SW8260
m&p-Xylene	ND	1.0	ug/L	03/20/12		H/T	SW8260
Methyl ethyl ketone	ND	5.0	ug/L	03/20/12		H/T	SW8260
Methyl t-butyl ether (MTBE)	4.5	1.0	ug/L	03/20/12		H/T	SW8260
Methylene chloride	ND	1.0	ug/L	03/20/12		H/T	SW8260
Naphthalene	ND	1.0	ug/L	03/20/12		H/T	SW8260 1
n-Butylbenzene	ND	1.0	ug/L	03/20/12		H/T	SW8260
n-Propylbenzene	ND	1.0	ug/L	03/20/12		H/T	SW8260
o-Xylene	ND	1.0	ug/L	03/20/12		H/T	SW8260
p-Isopropyltoluene	ND	1.0	ug/L	03/20/12		H/T	SW8260
sec-Butylbenzene	ND	1.0	ug/L	03/20/12		H/T	SW8260
Styrene	ND	1.0	ug/L	03/20/12		H/T	SW8260
tert-Butylbenzene	ND	1.0	ug/L	03/20/12		H/T	SW8260
Tetrachloroethene	2.0	1.0	ug/L	03/20/12		H/T	SW8260
Tetrahydrofuran (THF)	ND	5.0	ug/L	03/20/12		H/T	SW8260 1
Toluene	ND	1.0	ug/L	03/20/12		H/T	SW8260
Total Xylenes	ND	1.0	ug/L	03/20/12		H/T	SW8260
trans-1,2-Dichloroethene	ND	1.0	ug/L	03/20/12		H/T	SW8260
trans-1,3-Dichloropropene	ND	0.50	ug/L	03/20/12		H/T	SW8260
trans-1,4-dichloro-2-butene	ND	5.0	ug/L	03/20/12		H/T	SW8260
Trichloroethene	ND	1.0	ug/L	03/20/12		H/T	SW8260
Trichlorofluoromethane	ND	1.0	ug/L	03/20/12		H/T	SW8260
Trichlorotrifluoroethane	ND	1.0	ug/L	03/20/12		H/T	SW8260 1
Vinyl chloride	ND	1.0	ug/L	03/20/12		H/T	SW8260
<u>QA/QC Surrogates</u>							
% 1,2-dichlorobenzene-d4	99		%	03/20/12		H/T	70 - 130 %
% Bromofluorobenzene	93		%	03/20/12		H/T	70 - 130 %
% Dibromofluoromethane	108		%	03/20/12		H/T	70 - 130 %
% Toluene-d8	94		%	03/20/12		H/T	70 - 130 %
<u>Semivolatiles</u>							
1,2,4-Trichlorobenzene	ND	5.0	ug/L	03/20/12		DD	SW8270
1,2-Dichlorobenzene	ND	5.0	ug/L	03/20/12		DD	SW8270 1
1,3-Dichlorobenzene	ND	5.0	ug/L	03/20/12		DD	SW8270 1
1,4-Dichlorobenzene	ND	5.0	ug/L	03/20/12		DD	SW8270 1
2,4,5-Trichlorophenol	ND	10	ug/L	03/20/12		DD	SW8270
2,4,6-Trichlorophenol	ND	10	ug/L	03/20/12		DD	SW8270
2,4-Dichlorophenol	ND	10	ug/L	03/20/12		DD	SW8270

Client ID: GW 2

Parameter	Result	RL	Units	Date	Time	By	Reference
2,4-Dimethylphenol	ND	10	ug/L	03/20/12		DD	SW8270
2,4-Dinitrophenol	ND	50	ug/L	03/20/12		DD	SW8270
2,4-Dinitrotoluene	ND	5.0	ug/L	03/20/12		DD	SW8270
2,6-Dinitrotoluene	ND	5.0	ug/L	03/20/12		DD	SW8270
2-Chloronaphthalene	ND	5.0	ug/L	03/20/12		DD	SW8270
2-Chlorophenol	ND	10	ug/L	03/20/12		DD	SW8270
2-Methylnaphthalene	ND	5.0	ug/L	03/20/12		DD	SW8270
2-Methylphenol (o-cresol)	ND	10	ug/L	03/20/12		DD	SW8270
2-Nitroaniline	ND	50	ug/L	03/20/12		DD	SW8270
2-Nitrophenol	ND	10	ug/L	03/20/12		DD	SW8270
3&4-Methylphenol (m&p-cresol)	ND	10	ug/L	03/20/12		DD	SW8270
3,3'-Dichlorobenzidine	ND	50	ug/L	03/20/12		DD	SW8270
3-Nitroaniline	ND	50	ug/L	03/20/12		DD	SW8270
4,6-Dinitro-2-methylphenol	ND	50	ug/L	03/20/12		DD	SW8270
4-Bromophenyl phenyl ether	ND	5.0	ug/L	03/20/12		DD	SW8270
4-Chloro-3-methylphenol	ND	20	ug/L	03/20/12		DD	SW8270
4-Chloroaniline	ND	20	ug/L	03/20/12		DD	SW8270
4-Chlorophenyl phenyl ether	ND	5.0	ug/L	03/20/12		DD	SW8270
4-Nitroaniline	ND	20	ug/L	03/20/12		DD	SW8270
4-Nitrophenol	ND	50	ug/L	03/20/12		DD	SW8270
Acetophenone	ND	5.0	ug/L	03/20/12		DD	SW8270
Aniline	ND	10	ug/L	03/20/12		DD	SW8270
Anthracene	ND	5.0	ug/L	03/20/12		DD	SW8270
Azobenzene	ND	5.0	ug/L	03/20/12		DD	SW8270
Benzidine	ND	50	ug/L	03/20/12		DD	SW8270
Benzoic acid	ND	50	ug/L	03/20/12		DD	SW8270
Benzyl butyl phthalate	ND	5.0	ug/L	03/20/12		DD	SW8270
Bis(2-chloroethoxy)methane	ND	5.0	ug/L	03/20/12		DD	SW8270
Bis(2-chloroethyl)ether	ND	5.0	ug/L	03/20/12		DD	SW8270
Bis(2-chloroisopropyl)ether	ND	5.0	ug/L	03/20/12		DD	SW8270
Carbazole	ND	5.0	ug/L	03/20/12		DD	SW8270
Dibenzofuran	ND	5.0	ug/L	03/20/12		DD	SW8270
Diethyl phthalate	ND	5.0	ug/L	03/20/12		DD	SW8270
Dimethylphthalate	ND	5.0	ug/L	03/20/12		DD	SW8270
Di-n-butylphthalate	ND	5.0	ug/L	03/20/12		DD	SW8270
Di-n-octylphthalate	ND	5.0	ug/L	03/20/12		DD	SW8270
Fluoranthene	ND	5.0	ug/L	03/20/12		DD	SW8270
Fluorene	ND	5.0	ug/L	03/20/12		DD	SW8270
Hexachlorobutadiene	ND	5.0	ug/L	03/20/12		DD	SW8270
Hexachlorocyclopentadiene	ND	5.0	ug/L	03/20/12		DD	SW8270
Isophorone	ND	5.0	ug/L	03/20/12		DD	SW8270
Naphthalene	ND	5.0	ug/L	03/20/12		DD	SW8270
Nitrobenzene	ND	5.0	ug/L	03/20/12		DD	SW8270
N-Nitrosodimethylamine	ND	5.0	ug/L	03/20/12		DD	SW8270
N-Nitrosodi-n-propylamine	ND	5.0	ug/L	03/20/12		DD	SW8270
N-Nitrosodiphenylamine	ND	5.0	ug/L	03/20/12		DD	SW8270
Phenol	ND	10	ug/L	03/20/12		DD	SW8270
Pyrene	ND	5.0	ug/L	03/20/12		DD	SW8270
Pyridine	ND	5.0	ug/L	03/20/12		DD	SW8270

QA/QC Surrogates

Parameter	Result	RL	Units	Date	Time	By	Reference
% 2,4,6-Tribromophenol	70		%	03/20/12		DD	15 - 130 %
% 2-Fluorobiphenyl	66		%	03/20/12		DD	15 - 130 %
% 2-Fluorophenol	42		%	03/20/12		DD	15 - 130 %
% Nitrobenzene-d5	83		%	03/20/12		DD	15 - 130 %
% Phenol-d5	43		%	03/20/12		DD	15 - 130 %
% Terphenyl-d14	77		%	03/20/12		DD	15 - 130 %

Semivolatiles

1,2,4,5-Tetrachlorobenzene	ND	1.6	ug/L	03/20/12		DD	SW8270 (SIM)
Acenaphthene	ND	0.050	ug/L	03/20/12		DD	SW8270 (SIM)
Acenaphthylene	ND	0.050	ug/L	03/20/12		DD	SW8270 (SIM)
Benz(a)anthracene	ND	0.040	ug/L	03/20/12		DD	SW8270 (SIM)
Benzo(a)pyrene	ND	0.050	ug/L	03/20/12		DD	SW8270 (SIM)
Benzo(b)fluoranthene	ND	0.050	ug/L	03/20/12		DD	SW8270 (SIM)
Benzo(ghi)perylene	ND	3.0	ug/L	03/20/12		DD	SW8270 (SIM)
Benzo(k)fluoranthene	ND	0.050	ug/L	03/20/12		DD	SW8270 (SIM)
Bis(2-ethylhexyl)phthalate	ND	1.6	ug/L	03/20/12		DD	SW8270 (SIM)
Chrysene	ND	0.050	ug/L	03/20/12		DD	SW8270 (SIM)
Dibenz(a,h)anthracene	ND	0.010	ug/L	03/20/12		DD	SW8270 (SIM)
Hexachlorobenzene	ND	0.060	ug/L	03/20/12		DD	SW8270 (SIM)
Hexachloroethane	ND	2.4	ug/L	03/20/12		DD	SW8270 (SIM)
Indeno(1,2,3-cd)pyrene	ND	0.050	ug/L	03/20/12		DD	SW8270 (SIM)
Pentachloronitrobenzene	ND	0.10	ug/L	03/20/12		DD	SW8270 (SIM)
Pentachlorophenol	ND	0.80	ug/L	03/20/12		DD	SW8270 (SIM)
Phenanthrene	0.15	0.050	ug/L	03/20/12		DD	SW8270 (SIM)

QA/QC Surrogates

% 2,4,6-Tribromophenol	70		%	03/20/12		DD	15 - 130 %
% 2-Fluorobiphenyl	66		%	03/20/12		DD	15 - 130 %
% 2-Fluorophenol	42		%	03/20/12		DD	15 - 130 %
% Nitrobenzene-d5	83		%	03/20/12		DD	15 - 130 %
% Phenol-d5	43		%	03/20/12		DD	15 - 130 %
% Terphenyl-d14	77		%	03/20/12		DD	15 - 130 %

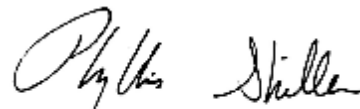
1 = This parameter is not certified by NY NELAC for this matrix. NY NELAC does not offer certification for all parameters.

Comments:

If there are any questions regarding this data, please call Phoenix Client Services at extension 200.

ND=Not detected BDL=Below Detection Level RL=Reporting Level

This report must not be reproduced except in full as defined by the attached chain of custody.



Phyllis Shiller, Laboratory Director
 March 26, 2012



Environmental Laboratories, Inc.
 587 East Middle Turnpike, P.O.Box 370, Manchester, CT 06045
 Tel. (860) 645-1102 Fax (860) 645-0823



Analysis Report

March 26, 2012

FOR: Attn: Mr. Charles B. Sosik, P.G.
 Environmental Business Consultants
 1808 Middle Country Rd
 Ridge NY 11961-2406

Sample Information

Matrix: GROUND WATER
 Location Code: EBC
 Rush Request: 72 Hour
 P.O.#:

Custody Information

Collected by:
 Received by: SW
 Analyzed by: see "By" below

Date Time
 03/16/12 12:30
 03/19/12 17:21

Laboratory Data

SDG ID: GBB5453
 Phoenix ID: BB5467

Project ID: 11 JACKSON ST BKLYN NY

Client ID: GW 3

Parameter	Result	RL	Units	Date	Time	By	Reference
Silver	< 0.010	0.010	mg/L	03/21/12		EK	6010/200.7
Aluminum	135	0.10	mg/L	03/21/12		LK	6010/200.7
Arsenic	0.026	0.004	mg/L	03/20/12		LK	6010/200.7
Barium	1.33	0.002	mg/L	03/20/12		LK	6010/200.7
Beryllium	0.009	0.001	mg/L	03/20/12		LK	6010/200.7
Calcium	161	0.10	mg/L	03/21/12		LK	6010/200.7
Cadmium	0.004	0.001	mg/L	03/20/12		LK	6010/200.7
Cobalt	0.209	0.002	mg/L	03/20/12		LK	6010/200.7
Chromium	0.423	0.001	mg/L	03/20/12		LK	6010/200.7
Copper	0.585	0.005	mg/L	03/20/12		LK	6010/200.7
Silver (Dissolved)	< 0.001	0.001	mg/L	03/20/12		LK	6010/200.7
Aluminum (Dissolved)	0.63	0.01	mg/L	03/20/12		LK	6010/200.7
Arsenic (Dissolved)	< 0.004	0.004	mg/L	03/20/12		LK	6010/200.7
Barium (Dissolved)	0.093	0.002	mg/L	03/20/12		LK	6010/200.7
Beryllium (Dissolved)	< 0.001	0.001	mg/L	03/20/12		LK	6010/200.7
Calcium (Dissolved)	147	0.01	mg/L	03/20/12		LK	6010/200.7
Cadmium (Dissolved)	< 0.001	0.001	mg/L	03/20/12		LK	6010/200.7
Cobalt (Dissolved)	0.007	0.001	mg/L	03/20/12		LK	6010/200.7
Chromium (Dissolved)	0.001	0.001	mg/L	03/20/12		LK	6010/200.7
Copper (Dissolved)	< 0.005	0.005	mg/L	03/20/12		LK	6010/200.7
Iron (Dissolved)	0.804	0.011	mg/L	03/20/12		LK	6010/200.7
Mercury (Dissolved)	< 0.0002	0.0002	mg/L	03/20/12		RS	7470/E245.1
Potassium (Dissolved)	4.2	0.1	mg/L	03/20/12		LK	6010/200.7
Magnesium (Dissolved)	74.0	0.01	mg/L	03/20/12		LK	6010/200.7
Manganese (Dissolved)	0.733	0.001	mg/L	03/20/12		LK	6010/200.7
Sodium (Dissolved)	68.9	1.1	mg/L	03/21/12		LK	6010/200.7
Nickel (Dissolved)	0.009	0.001	mg/L	03/20/12		LK	6010/200.7
Lead (Dissolved)	< 0.002	0.002	mg/L	03/20/12		LK	6010/200.7

Client ID: GW 3

Parameter	Result	RL	Units	Date	Time	By	Reference
Antimony (Dissolved)	< 0.005	0.005	mg/L	03/20/12		LK	6010/200.7
Selenium (Dissolved)	< 0.011	0.011	mg/L	03/20/12		EK	6010/200.7
Thallium (Dissolved)	< 0.002	0.002	mg/L	03/20/12		RS	7010/279.2
Vanadium (Dissolved)	0.004	0.002	mg/L	03/20/12		LK	6010/200.7
Zinc (Dissolved)	0.006	0.002	mg/L	03/20/12		EK	6010/200.7
Iron	421	0.10	mg/L	03/21/12		LK	6010/200.7
Mercury	0.0002	0.0002	mg/L	03/20/12		RS	7470/E245.1
Potassium	35.4	0.1	mg/L	03/20/12		LK	6010/200.7
Magnesium	129	0.10	mg/L	03/21/12		LK	6010/200.7
Manganese	9.41	0.010	mg/L	03/21/12		LK	6010/200.7
Sodium	67.8	1.0	mg/L	03/21/12		LK	6010/200.7
Nickel	0.371	0.001	mg/L	03/20/12		LK	6010/200.7
Lead	0.202	0.002	mg/L	03/20/12		LK	6010/200.7
Antimony	0.011	0.005	mg/L	03/20/12		LK	6010/200.7
Selenium	< 0.010	0.010	mg/L	03/20/12		LK	6010/200.7
Thallium	< 0.002	0.002	mg/L	03/20/12		RS	SW7010/200.9
Dissolved Metals Preparation	Completed			03/19/12		T	SW846-3005
Total Metals Digestion	Completed			03/19/12		T	
Vanadium	0.468	0.002	mg/L	03/20/12		LK	6010/200.7
Zinc	0.894	0.002	mg/L	03/20/12		LK	6010/200.7
Filtration	Completed			03/19/12		T	0.45um Filter
Dissolved Mercury Digestion	Completed			03/20/12		X/X	SW7470
Mercury Digestion	Completed			03/20/12		X/X	7471/245.1
PCB Extraction	Completed			03/19/12		L	SW3510C
Extraction for Pest (2 Liter)	Completed			03/19/12		L	SW3510
Semi-Volatile Extraction	Completed			03/19/12		F/K/E	SW3520
<u>Polychlorinated Biphenyls</u>							
PCB-1016	ND	0.10	ug/L	03/21/12		KCA	608/ 8082
PCB-1221	ND	0.10	ug/L	03/21/12		KCA	608/ 8082
PCB-1232	ND	0.10	ug/L	03/21/12		KCA	608/ 8082
PCB-1242	ND	0.10	ug/L	03/21/12		KCA	608/ 8082
PCB-1248	ND	0.10	ug/L	03/21/12		KCA	608/ 8082
PCB-1254	ND	0.10	ug/L	03/21/12		KCA	608/ 8082
PCB-1260	ND	0.10	ug/L	03/21/12		KCA	608/ 8082
PCB-1262	ND	0.10	ug/L	03/21/12		KCA	608/ 8082
PCB-1268	ND	0.10	ug/L	03/21/12		KCA	608/ 8082
<u>QA/QC Surrogates</u>							
% DCBP	126		%	03/21/12		KCA	30 - 150 %
% TCMX	110		%	03/21/12		KCA	30 - 150 %
<u>Pesticides</u>							
4,4' -DDD	ND	0.1	ug/L	03/21/12		MR	SW8081
4,4' -DDE	ND	0.1	ug/L	03/21/12		MR	SW8081
4,4' -DDT	ND	0.1	ug/L	03/21/12		MR	SW8081
a-BHC	ND	0.05	ug/L	03/21/12		MR	SW8081
Alachlor	ND	0.1	ug/L	03/21/12		MR	SW8081
Aldrin	ND	0.01	ug/L	03/21/12		MR	SW8081
b-BHC	ND	0.05	ug/L	03/21/12		MR	SW8081
Chlordane	ND	0.3	ug/L	03/21/12		MR	SW8081
d-BHC	ND	0.05	ug/L	03/21/12		MR	SW8081

Client ID: GW 3

Parameter	Result	RL	Units	Date	Time	By	Reference
Dieldrin	ND	0.01	ug/L	03/21/12		MR	SW8081
Endosulfan I	ND	0.1	ug/L	03/21/12		MR	SW8081
Endosulfan II	ND	0.1	ug/L	03/21/12		MR	SW8081
Endosulfan Sulfate	ND	0.1	ug/L	03/21/12		MR	SW8081
Endrin	ND	0.1	ug/L	03/21/12		MR	SW8081
Endrin Aldehyde	ND	0.1	ug/L	03/21/12		MR	SW8081
Endrin ketone	ND	0.1	ug/L	03/21/12		MR	SW8081
g-BHC (Lindane)	ND	0.05	ug/L	03/21/12		MR	SW8081
Heptachlor	ND	0.05	ug/L	03/21/12		MR	SW8081
Heptachlor epoxide	ND	0.05	ug/L	03/21/12		MR	SW8081
Methoxychlor	ND	0.2	ug/L	03/21/12		MR	SW8081
Toxaphene	ND	1.5	ug/L	03/21/12		MR	SW8081
<u>QA/QC Surrogates</u>							
%DCBP (Surrogate Rec)	84		%	03/21/12		MR	30 - 150 %
%TCMX (Surrogate Rec)	85		%	03/21/12		MR	30 - 150 %
<u>Volatiles</u>							
1,1,1,2-Tetrachloroethane	ND	1.0	ug/L	03/20/12		H/T	SW8260
1,1,1-Trichloroethane	ND	1.0	ug/L	03/20/12		H/T	SW8260
1,1,2,2-Tetrachloroethane	ND	0.50	ug/L	03/20/12		H/T	SW8260
1,1,2-Trichloroethane	ND	1.0	ug/L	03/20/12		H/T	SW8260
1,1-Dichloroethane	ND	1.0	ug/L	03/20/12		H/T	SW8260
1,1-Dichloroethene	ND	1.0	ug/L	03/20/12		H/T	SW8260
1,1-Dichloropropene	ND	1.0	ug/L	03/20/12		H/T	SW8260
1,2,3-Trichlorobenzene	ND	1.0	ug/L	03/20/12		H/T	SW8260
1,2,3-Trichloropropane	ND	1.0	ug/L	03/20/12		H/T	SW8260
1,2,4-Trichlorobenzene	ND	1.0	ug/L	03/20/12		H/T	SW8260 1
1,2,4-Trimethylbenzene	ND	1.0	ug/L	03/20/12		H/T	SW8260
1,2-Dibromo-3-chloropropane	ND	1.0	ug/L	03/20/12		H/T	SW8260
1,2-Dichlorobenzene	ND	1.0	ug/L	03/20/12		H/T	SW8260
1,2-Dichloroethane	ND	0.60	ug/L	03/20/12		H/T	SW8260
1,2-Dichloropropane	ND	1.0	ug/L	03/20/12		H/T	SW8260
1,3,5-Trimethylbenzene	ND	1.0	ug/L	03/20/12		H/T	SW8260
1,3-Dichlorobenzene	ND	1.0	ug/L	03/20/12		H/T	SW8260
1,3-Dichloropropane	ND	1.0	ug/L	03/20/12		H/T	SW8260
1,4-Dichlorobenzene	ND	1.0	ug/L	03/20/12		H/T	SW8260
2,2-Dichloropropane	ND	1.0	ug/L	03/20/12		H/T	SW8260
2-Chlorotoluene	ND	1.0	ug/L	03/20/12		H/T	SW8260
2-Hexanone	ND	5.0	ug/L	03/20/12		H/T	SW8260 1
2-Isopropyltoluene	ND	1.0	ug/L	03/20/12		H/T	SW8260 1
4-Chlorotoluene	ND	1.0	ug/L	03/20/12		H/T	SW8260
4-Methyl-2-pentanone	ND	5.0	ug/L	03/20/12		H/T	SW8260 1
Acetone	ND	25	ug/L	03/20/12		H/T	SW8260
Acrylonitrile	ND	5.0	ug/L	03/20/12		H/T	SW8260
Benzene	ND	0.70	ug/L	03/20/12		H/T	SW8260
Bromobenzene	ND	1.0	ug/L	03/20/12		H/T	SW8260 1
Bromochloromethane	ND	1.0	ug/L	03/20/12		H/T	SW8260
Bromodichloromethane	ND	0.50	ug/L	03/20/12		H/T	SW8260
Bromoform	ND	1.0	ug/L	03/20/12		H/T	SW8260
Bromomethane	ND	1.0	ug/L	03/20/12		H/T	SW8260
Carbon Disulfide	ND	5.0	ug/L	03/20/12		H/T	SW8260

Client ID: GW 3

Parameter	Result	RL	Units	Date	Time	By	Reference
Carbon tetrachloride	ND	1.0	ug/L	03/20/12		H/T	SW8260
Chlorobenzene	ND	1.0	ug/L	03/20/12		H/T	SW8260
Chloroethane	ND	1.0	ug/L	03/20/12		H/T	SW8260
Chloroform	ND	1.0	ug/L	03/20/12		H/T	SW8260
Chloromethane	ND	1.0	ug/L	03/20/12		H/T	SW8260
cis-1,2-Dichloroethene	ND	1.0	ug/L	03/20/12		H/T	SW8260
cis-1,3-Dichloropropene	ND	0.50	ug/L	03/20/12		H/T	SW8260
Dibromochloromethane	ND	0.50	ug/L	03/20/12		H/T	SW8260
Dibromoethane	ND	1.0	ug/L	03/20/12		H/T	SW8260
Dibromomethane	ND	1.0	ug/L	03/20/12		H/T	SW8260
Dichlorodifluoromethane	ND	1.0	ug/L	03/20/12		H/T	SW8260
Ethylbenzene	ND	1.0	ug/L	03/20/12		H/T	SW8260
Hexachlorobutadiene	ND	0.40	ug/L	03/20/12		H/T	SW8260
Isopropylbenzene	ND	1.0	ug/L	03/20/12		H/T	SW8260
m&p-Xylene	ND	1.0	ug/L	03/20/12		H/T	SW8260
Methyl ethyl ketone	ND	5.0	ug/L	03/20/12		H/T	SW8260
Methyl t-butyl ether (MTBE)	ND	1.0	ug/L	03/20/12		H/T	SW8260
Methylene chloride	ND	1.0	ug/L	03/20/12		H/T	SW8260
Naphthalene	ND	1.0	ug/L	03/20/12		H/T	SW8260 1
n-Butylbenzene	ND	1.0	ug/L	03/20/12		H/T	SW8260
n-Propylbenzene	ND	1.0	ug/L	03/20/12		H/T	SW8260
o-Xylene	ND	1.0	ug/L	03/20/12		H/T	SW8260
p-Isopropyltoluene	ND	1.0	ug/L	03/20/12		H/T	SW8260
sec-Butylbenzene	ND	1.0	ug/L	03/20/12		H/T	SW8260
Styrene	ND	1.0	ug/L	03/20/12		H/T	SW8260
tert-Butylbenzene	ND	1.0	ug/L	03/20/12		H/T	SW8260
Tetrachloroethene	ND	1.0	ug/L	03/20/12		H/T	SW8260
Tetrahydrofuran (THF)	ND	5.0	ug/L	03/20/12		H/T	SW8260 1
Toluene	ND	1.0	ug/L	03/20/12		H/T	SW8260
Total Xylenes	ND	1.0	ug/L	03/20/12		H/T	SW8260
trans-1,2-Dichloroethene	ND	1.0	ug/L	03/20/12		H/T	SW8260
trans-1,3-Dichloropropene	ND	0.50	ug/L	03/20/12		H/T	SW8260
trans-1,4-dichloro-2-butene	ND	5.0	ug/L	03/20/12		H/T	SW8260
Trichloroethene	ND	1.0	ug/L	03/20/12		H/T	SW8260
Trichlorofluoromethane	ND	1.0	ug/L	03/20/12		H/T	SW8260
Trichlorotrifluoroethane	ND	1.0	ug/L	03/20/12		H/T	SW8260 1
Vinyl chloride	ND	1.0	ug/L	03/20/12		H/T	SW8260
<u>QA/QC Surrogates</u>							
% 1,2-dichlorobenzene-d4	98		%	03/20/12		H/T	70 - 130 %
% Bromofluorobenzene	95		%	03/20/12		H/T	70 - 130 %
% Dibromofluoromethane	79		%	03/20/12		H/T	70 - 130 %
% Toluene-d8	100		%	03/20/12		H/T	70 - 130 %
<u>Semivolatiles</u>							
1,2,4-Trichlorobenzene	ND	5.0	ug/L	03/20/12		DD	SW8270
1,2-Dichlorobenzene	ND	5.0	ug/L	03/20/12		DD	SW8270 1
1,3-Dichlorobenzene	ND	5.0	ug/L	03/20/12		DD	SW8270 1
1,4-Dichlorobenzene	ND	5.0	ug/L	03/20/12		DD	SW8270 1
2,4,5-Trichlorophenol	ND	10	ug/L	03/20/12		DD	SW8270
2,4,6-Trichlorophenol	ND	10	ug/L	03/20/12		DD	SW8270
2,4-Dichlorophenol	ND	10	ug/L	03/20/12		DD	SW8270

Client ID: GW 3

Parameter	Result	RL	Units	Date	Time	By	Reference
2,4-Dimethylphenol	ND	10	ug/L	03/20/12		DD	SW8270
2,4-Dinitrophenol	ND	50	ug/L	03/20/12		DD	SW8270
2,4-Dinitrotoluene	ND	5.0	ug/L	03/20/12		DD	SW8270
2,6-Dinitrotoluene	ND	5.0	ug/L	03/20/12		DD	SW8270
2-Chloronaphthalene	ND	5.0	ug/L	03/20/12		DD	SW8270
2-Chlorophenol	ND	10	ug/L	03/20/12		DD	SW8270
2-Methylnaphthalene	ND	5.0	ug/L	03/20/12		DD	SW8270
2-Methylphenol (o-cresol)	ND	10	ug/L	03/20/12		DD	SW8270
2-Nitroaniline	ND	50	ug/L	03/20/12		DD	SW8270
2-Nitrophenol	ND	10	ug/L	03/20/12		DD	SW8270
3&4-Methylphenol (m&p-cresol)	ND	10	ug/L	03/20/12		DD	SW8270
3,3'-Dichlorobenzidine	ND	50	ug/L	03/20/12		DD	SW8270
3-Nitroaniline	ND	50	ug/L	03/20/12		DD	SW8270
4,6-Dinitro-2-methylphenol	ND	50	ug/L	03/20/12		DD	SW8270
4-Bromophenyl phenyl ether	ND	5.0	ug/L	03/20/12		DD	SW8270
4-Chloro-3-methylphenol	ND	20	ug/L	03/20/12		DD	SW8270
4-Chloroaniline	ND	20	ug/L	03/20/12		DD	SW8270
4-Chlorophenyl phenyl ether	ND	5.0	ug/L	03/20/12		DD	SW8270
4-Nitroaniline	ND	20	ug/L	03/20/12		DD	SW8270
4-Nitrophenol	ND	50	ug/L	03/20/12		DD	SW8270
Acetophenone	ND	5.0	ug/L	03/20/12		DD	SW8270
Aniline	ND	10	ug/L	03/20/12		DD	SW8270
Anthracene	ND	5.0	ug/L	03/20/12		DD	SW8270
Azobenzene	ND	5.0	ug/L	03/20/12		DD	SW8270
Benzidine	ND	50	ug/L	03/20/12		DD	SW8270
Benzoic acid	ND	50	ug/L	03/20/12		DD	SW8270
Benzyl butyl phthalate	ND	5.0	ug/L	03/20/12		DD	SW8270
Bis(2-chloroethoxy)methane	ND	5.0	ug/L	03/20/12		DD	SW8270
Bis(2-chloroethyl)ether	ND	5.0	ug/L	03/20/12		DD	SW8270
Bis(2-chloroisopropyl)ether	ND	5.0	ug/L	03/20/12		DD	SW8270
Carbazole	ND	5.0	ug/L	03/20/12		DD	SW8270
Dibenzofuran	ND	5.0	ug/L	03/20/12		DD	SW8270
Diethyl phthalate	ND	5.0	ug/L	03/20/12		DD	SW8270
Dimethylphthalate	ND	5.0	ug/L	03/20/12		DD	SW8270
Di-n-butylphthalate	ND	5.0	ug/L	03/20/12		DD	SW8270
Di-n-octylphthalate	ND	5.0	ug/L	03/20/12		DD	SW8270
Fluoranthene	ND	5.0	ug/L	03/20/12		DD	SW8270
Fluorene	ND	5.0	ug/L	03/20/12		DD	SW8270
Hexachlorobutadiene	ND	5.0	ug/L	03/20/12		DD	SW8270
Hexachlorocyclopentadiene	ND	5.0	ug/L	03/20/12		DD	SW8270
Isophorone	ND	5.0	ug/L	03/20/12		DD	SW8270
Naphthalene	ND	5.0	ug/L	03/20/12		DD	SW8270
Nitrobenzene	ND	5.0	ug/L	03/20/12		DD	SW8270
N-Nitrosodimethylamine	ND	5.0	ug/L	03/20/12		DD	SW8270
N-Nitrosodi-n-propylamine	ND	5.0	ug/L	03/20/12		DD	SW8270
N-Nitrosodiphenylamine	ND	5.0	ug/L	03/20/12		DD	SW8270
Phenol	ND	10	ug/L	03/20/12		DD	SW8270
Pyrene	ND	5.0	ug/L	03/20/12		DD	SW8270
Pyridine	ND	5.0	ug/L	03/20/12		DD	SW8270

QA/QC Surrogates

Parameter	Result	RL	Units	Date	Time	By	Reference
% 2,4,6-Tribromophenol	107		%	03/20/12		DD	15 - 130 %
% 2-Fluorobiphenyl	64		%	03/20/12		DD	15 - 130 %
% 2-Fluorophenol	63		%	03/20/12		DD	15 - 130 %
% Nitrobenzene-d5	77		%	03/20/12		DD	15 - 130 %
% Phenol-d5	44		%	03/20/12		DD	15 - 130 %
% Terphenyl-d14	82		%	03/20/12		DD	15 - 130 %

Semivolatiles

1,2,4,5-Tetrachlorobenzene	ND	1.6	ug/L	03/20/12		DD	SW8270 (SIM)
Acenaphthene	ND	0.050	ug/L	03/20/12		DD	SW8270 (SIM)
Acenaphthylene	ND	0.050	ug/L	03/20/12		DD	SW8270 (SIM)
Benz(a)anthracene	ND	0.040	ug/L	03/20/12		DD	SW8270 (SIM)
Benzo(a)pyrene	ND	0.050	ug/L	03/20/12		DD	SW8270 (SIM)
Benzo(b)fluoranthene	ND	0.050	ug/L	03/20/12		DD	SW8270 (SIM)
Benzo(ghi)perylene	ND	3.0	ug/L	03/20/12		DD	SW8270 (SIM)
Benzo(k)fluoranthene	ND	0.050	ug/L	03/20/12		DD	SW8270 (SIM)
Bis(2-ethylhexyl)phthalate	ND	1.6	ug/L	03/20/12		DD	SW8270 (SIM)
Chrysene	ND	0.050	ug/L	03/20/12		DD	SW8270 (SIM)
Dibenz(a,h)anthracene	ND	0.010	ug/L	03/20/12		DD	SW8270 (SIM)
Hexachlorobenzene	ND	0.060	ug/L	03/20/12		DD	SW8270 (SIM)
Hexachloroethane	ND	2.4	ug/L	03/20/12		DD	SW8270 (SIM)
Indeno(1,2,3-cd)pyrene	ND	0.050	ug/L	03/20/12		DD	SW8270 (SIM)
Pentachloronitrobenzene	ND	0.10	ug/L	03/20/12		DD	SW8270 (SIM)
Pentachlorophenol	ND	0.80	ug/L	03/20/12		DD	SW8270 (SIM)
Phenanthrene	0.09	0.050	ug/L	03/20/12		DD	SW8270 (SIM)

QA/QC Surrogates

% 2,4,6-Tribromophenol	107		%	03/20/12		DD	15 - 130 %
% 2-Fluorobiphenyl	64		%	03/20/12		DD	15 - 130 %
% 2-Fluorophenol	63		%	03/20/12		DD	15 - 130 %
% Nitrobenzene-d5	77		%	03/20/12		DD	15 - 130 %
% Phenol-d5	44		%	03/20/12		DD	15 - 130 %
% Terphenyl-d14	82		%	03/20/12		DD	15 - 130 %


1 = This parameter is not certified by NY NELAC for this matrix. NY NELAC does not offer certification for all parameters.

Comments:

If there are any questions regarding this data, please call Phoenix Client Services at extension 200.

ND=Not detected BDL=Below Detection Level RL=Reporting Level

This report must not be reproduced except in full as defined by the attached chain of custody.



Phyllis Shiller, Laboratory Director
 March 26, 2012



Environmental Laboratories, Inc.
 587 East Middle Turnpike, P.O.Box 370, Manchester, CT 06045
 Tel. (860) 645-1102 Fax (860) 645-0823



Analysis Report

March 26, 2012

FOR: Attn: Mr. Charles B. Sosik, P.G.
 Environmental Business Consultants
 1808 Middle Country Rd
 Ridge NY 11961-2406

Sample Information

Matrix: GROUND WATER
 Location Code: EBC
 Rush Request: 72 Hour
 P.O.#:

Custody Information

Collected by:
 Received by: SW
 Analyzed by: see "By" below

Date: 03/16/12
 03/19/12
 Time: 0:00
 17:21

Laboratory Data

SDG ID: GBB5453
 Phoenix ID: BB55468

Project ID: 11 JACKSON ST BKLYN NY

Client ID: TRIP BLANK

Parameter	Result	RL	Units	Date	Time	By	Reference
Volatiles							
1,1,1,2-Tetrachloroethane	ND	1.0	ug/L	03/20/12		H/T	SW8260
1,1,1-Trichloroethane	ND	1.0	ug/L	03/20/12		H/T	SW8260
1,1,2,2-Tetrachloroethane	ND	0.50	ug/L	03/20/12		H/T	SW8260
1,1,2-Trichloroethane	ND	1.0	ug/L	03/20/12		H/T	SW8260
1,1-Dichloroethane	ND	1.0	ug/L	03/20/12		H/T	SW8260
1,1-Dichloroethene	ND	1.0	ug/L	03/20/12		H/T	SW8260
1,1-Dichloropropene	ND	1.0	ug/L	03/20/12		H/T	SW8260
1,2,3-Trichlorobenzene	ND	1.0	ug/L	03/20/12		H/T	SW8260
1,2,3-Trichloropropane	ND	1.0	ug/L	03/20/12		H/T	SW8260
1,2,4-Trichlorobenzene	ND	1.0	ug/L	03/20/12		H/T	SW8260
1,2,4-Trimethylbenzene	ND	1.0	ug/L	03/20/12		H/T	SW8260
1,2-Dibromo-3-chloropropane	ND	1.0	ug/L	03/20/12		H/T	SW8260
1,2-Dichlorobenzene	ND	1.0	ug/L	03/20/12		H/T	SW8260
1,2-Dichloroethane	ND	0.60	ug/L	03/20/12		H/T	SW8260
1,2-Dichloropropane	ND	1.0	ug/L	03/20/12		H/T	SW8260
1,3,5-Trimethylbenzene	ND	1.0	ug/L	03/20/12		H/T	SW8260
1,3-Dichlorobenzene	ND	1.0	ug/L	03/20/12		H/T	SW8260
1,3-Dichloropropane	ND	1.0	ug/L	03/20/12		H/T	SW8260
1,4-Dichlorobenzene	ND	1.0	ug/L	03/20/12		H/T	SW8260
2,2-Dichloropropane	ND	1.0	ug/L	03/20/12		H/T	SW8260
2-Chlorotoluene	ND	1.0	ug/L	03/20/12		H/T	SW8260
2-Hexanone	ND	5.0	ug/L	03/20/12		H/T	SW8260
2-Isopropyltoluene	ND	1.0	ug/L	03/20/12		H/T	SW8260
4-Chlorotoluene	ND	1.0	ug/L	03/20/12		H/T	SW8260
4-Methyl-2-pentanone	ND	5.0	ug/L	03/20/12		H/T	SW8260
Acetone	ND	25	ug/L	03/20/12		H/T	SW8260

Client ID: TRIP BLANK

Parameter	Result	RL	Units	Date	Time	By	Reference
Acrylonitrile	ND	5.0	ug/L	03/20/12		H/T	SW8260
Benzene	ND	0.70	ug/L	03/20/12		H/T	SW8260
Bromobenzene	ND	1.0	ug/L	03/20/12		H/T	SW8260 1
Bromochloromethane	ND	1.0	ug/L	03/20/12		H/T	SW8260
Bromodichloromethane	ND	0.50	ug/L	03/20/12		H/T	SW8260
Bromoform	ND	1.0	ug/L	03/20/12		H/T	SW8260
Bromomethane	ND	1.0	ug/L	03/20/12		H/T	SW8260
Carbon Disulfide	ND	5.0	ug/L	03/20/12		H/T	SW8260
Carbon tetrachloride	ND	1.0	ug/L	03/20/12		H/T	SW8260
Chlorobenzene	ND	1.0	ug/L	03/20/12		H/T	SW8260
Chloroethane	ND	1.0	ug/L	03/20/12		H/T	SW8260
Chloroform	ND	1.0	ug/L	03/20/12		H/T	SW8260
Chloromethane	ND	1.0	ug/L	03/20/12		H/T	SW8260
cis-1,2-Dichloroethene	ND	1.0	ug/L	03/20/12		H/T	SW8260
cis-1,3-Dichloropropene	ND	0.50	ug/L	03/20/12		H/T	SW8260
Dibromochloromethane	ND	0.50	ug/L	03/20/12		H/T	SW8260
Dibromoethane	ND	1.0	ug/L	03/20/12		H/T	SW8260
Dibromomethane	ND	1.0	ug/L	03/20/12		H/T	SW8260
Dichlorodifluoromethane	ND	1.0	ug/L	03/20/12		H/T	SW8260
Ethylbenzene	ND	1.0	ug/L	03/20/12		H/T	SW8260
Hexachlorobutadiene	ND	0.40	ug/L	03/20/12		H/T	SW8260
Isopropylbenzene	ND	1.0	ug/L	03/20/12		H/T	SW8260
m&p-Xylene	ND	1.0	ug/L	03/20/12		H/T	SW8260
Methyl ethyl ketone	ND	5.0	ug/L	03/20/12		H/T	SW8260
Methyl t-butyl ether (MTBE)	ND	1.0	ug/L	03/20/12		H/T	SW8260
Methylene chloride	ND	1.0	ug/L	03/20/12		H/T	SW8260
Naphthalene	ND	1.0	ug/L	03/20/12		H/T	SW8260 1
n-Butylbenzene	ND	1.0	ug/L	03/20/12		H/T	SW8260
n-Propylbenzene	ND	1.0	ug/L	03/20/12		H/T	SW8260
o-Xylene	ND	1.0	ug/L	03/20/12		H/T	SW8260
p-Isopropyltoluene	ND	1.0	ug/L	03/20/12		H/T	SW8260
sec-Butylbenzene	ND	1.0	ug/L	03/20/12		H/T	SW8260
Styrene	ND	1.0	ug/L	03/20/12		H/T	SW8260
tert-Butylbenzene	ND	1.0	ug/L	03/20/12		H/T	SW8260
Tetrachloroethene	ND	1.0	ug/L	03/20/12		H/T	SW8260
Tetrahydrofuran (THF)	ND	5.0	ug/L	03/20/12		H/T	SW8260 1
Toluene	ND	1.0	ug/L	03/20/12		H/T	SW8260
Total Xylenes	ND	1.0	ug/L	03/20/12		H/T	SW8260
trans-1,2-Dichloroethene	ND	1.0	ug/L	03/20/12		H/T	SW8260
trans-1,3-Dichloropropene	ND	0.50	ug/L	03/20/12		H/T	SW8260
trans-1,4-dichloro-2-butene	ND	5.0	ug/L	03/20/12		H/T	SW8260
Trichloroethene	ND	1.0	ug/L	03/20/12		H/T	SW8260
Trichlorofluoromethane	ND	1.0	ug/L	03/20/12		H/T	SW8260
Trichlorotrifluoroethane	ND	1.0	ug/L	03/20/12		H/T	SW8260 1
Vinyl chloride	ND	1.0	ug/L	03/20/12		H/T	SW8260
<u>QA/QC Surrogates</u>							
% 1,2-dichlorobenzene-d4	97		%	03/20/12		H/T	70 - 130 %
% Bromofluorobenzene	95		%	03/20/12		H/T	70 - 130 %
% Dibromofluoromethane	96		%	03/20/12		H/T	70 - 130 %
% Toluene-d8	105		%	03/20/12		H/T	70 - 130 %

Parameter	Result	RL	Units	Date	Time	By	Reference
-----------	--------	----	-------	------	------	----	-----------


1 = This parameter is not certified by NY NELAC for this matrix. NY NELAC does not offer certification for all parameters.

Comments:

If there are any questions regarding this data, please call Phoenix Client Services at extension 200.

ND=Not detected BDL=Below Detection Level RL=Reporting Level

This report must not be reproduced except in full as defined by the attached chain of custody.



Phyllis Shiller, Laboratory Director

March 26, 2012



Environmental Laboratories, Inc.
 587 East Middle Turnpike, P.O.Box 370, Manchester, CT 06045
 Tel. (860) 645-1102 Fax (860) 645-0823



QA/QC Report

March 26, 2012

QA/QC Data

SDG I.D.: GBB55453

Parameter	Blank	Sample Result	Dup Result	Dup RPD	LCS %	LCSD %	LCS RPD	MS %	MSD %	MS RPD	% Rec Limits	% RPD Limits
QA/QC Batch 196173, QC Sample No: BB53451 (BB55464, BB55465, BB55466, BB55467)												
Thallium - Water	BDL	<0.001	<0.001	NC	108	118	8.8	101	104	2.9	75 - 125	20
QA/QC Batch 196486, QC Sample No: BB54627 (BB55464, BB55465, BB55466, BB55467)												
<u>ICP Metals - Dissolved</u>												
Aluminum	BDL	0.018	0.02	NC	95.4	97.5	2.2	92.9	96.0	3.3	75 - 125	20
Antimony	BDL	<0.005	<0.005	NC	95.3	96.8	1.6	103	106	2.9	75 - 125	20
Arsenic	BDL	<0.004	<0.004	NC	97.3	99.0	1.7	107	110	2.8	75 - 125	20
Barium	BDL	<0.002	<0.002	NC	96.5	98.6	2.2	94.1	96.7	2.7	75 - 125	20
Beryllium	BDL	<0.004	<0.001	NC	97.0	98.9	1.9	96.9	99.4	2.5	75 - 125	20
Cadmium	BDL	<0.001	<0.001	NC	99.5	100	0.5	98.2	101	2.8	75 - 125	20
Calcium	BDL	214	215	0.50	113	101	11.2	NC	NC	NC	75 - 125	20
Chromium	BDL	<0.001	<0.001	NC	97.7	99.8	2.1	97.5	100	2.5	75 - 125	20
Cobalt	BDL	<0.004	<0.001	NC	98.8	101	2.2	99.0	102	3.0	75 - 125	20
Copper	BDL	<0.005	<0.005	NC	98.1	100	1.9	112	115	2.6	75 - 125	20
Iron	BDL	<0.011	<0.011	NC	98.4	100	1.6	98.4	102	3.6	75 - 125	20
Lead	BDL	<0.002	0.002	NC	99.1	101	1.9	97.8	100	2.2	75 - 125	20
Magnesium	BDL	664	669	0.80	97.1	98.9	1.8	NC	NC	NC	75 - 125	20
Manganese	BDL	0.059	0.059	0	97.8	99.9	2.1	99.5	102	2.5	75 - 125	20
Nickel	BDL	<0.001	0.001	NC	98.0	100	2.0	95.2	97.9	2.8	75 - 125	20
Potassium	BDL	96.4	97.7	1.30	99.7	97.1	2.6	NC	NC	NC	75 - 125	20
Selenium	BDL	0.012	0.012	NC	92.3	94.6	2.5	101	103	2.0	75 - 125	20
Silver	BDL	<0.001	<0.001	NC	95.8	97.9	2.2	100	103	3.0	75 - 125	20
Sodium	BDL	<0.11	<0.11	NC	102	97.9	4.1	NC	NC	NC	75 - 125	20
Vanadium	0.002	0.002	<0.002	NC	95.9	97.9	2.1	100	103	3.0	75 - 125	20
Zinc	BDL	0.017	0.017	0	100	101	1.0	107	110	2.8	75 - 125	20
QA/QC Batch 196494, QC Sample No: BB54980 (BB55453, BB55454, BB55455, BB55456, BB55457, BB55458, BB55459, BB55460, BB55461, BB55462, BB55463)												
Mercury - Soil	BDL	0.12	0.10	NC	102	103	1.0	101	105	3.9	70 - 130	30
QA/QC Batch 196475, QC Sample No: BB55146 (BB55453)												
<u>ICP Metals - Soil</u>												
Aluminum	BDL	4430	4510	1.80	108	112	3.6	NC	NC	NC	75 - 125	30
Antimony	BDL	<3.3	<3.4	NC	118	118	0.0	81.4	87.0	6.7	75 - 125	30
Arsenic	BDL	<0.66	<0.68	NC	101	101	0.0	86.6	93.4	7.6	75 - 125	30
Barium	BDL	50.0	61.2	20.1	108	108	0.0	97.8	97.8	0.0	75 - 125	30
Beryllium	BDL	<0.26	<0.27	NC	106	105	0.9	90.1	97.0	7.4	75 - 125	30
Cadmium	BDL	<0.33	<0.34	NC	107	107	0.0	89.1	95.2	6.6	75 - 125	30
Calcium	BDL	1950	1650	16.7	107	106	0.9	NC	NC	NC	75 - 125	30
Chromium	BDL	9.24	9.34	1.10	112	114	1.8	93.4	99.9	6.7	75 - 125	30
Cobalt	BDL	3.67	4.15	12.3	107	108	0.9	90.4	96.6	6.6	75 - 125	30
Copper	BDL	8.56	8.28	3.30	106	108	1.9	89.4	97.2	8.4	75 - 125	30
Iron	BDL	10100	10500	3.90	117	118	0.9	NC	NC	NC	75 - 125	30
Lead	BDL	27.8	14.9	60.4	127	100	23.8	82.4	92.2	11.2	75 - 125	30

l,r

QA/QC Data

SDG I.D.: GBB55453

Parameter	Blank	Sample Result	Dup Result	Dup RPD	LCS %	LCSD %	LCS RPD	MS %	MSD %	MS RPD	% Rec Limits	% RPD Limits	
Magnesium	BDL	2020	1950	3.50	106	107	0.9	NC	NC	NC	75 - 125	30	
Manganese	BDL	286	364	24.0	110	108	1.8	120	88.1	30.7	75 - 125	30	r
Nickel	BDL	10.6	10.7	0.90	107	108	0.9	87.9	94.1	6.8	75 - 125	30	
Potassium	BDL	839	883	5.10	104	105	1.0	>130	>130	NC	75 - 125	30	m
Selenium	BDL	<1.3	<1.4	NC	96.8	95.7	1.1	84.2	90.2	6.9	75 - 125	30	
Silver	BDL	<0.33	<0.34	NC	101	105	3.9	85.7	91.9	7.0	75 - 125	30	
Sodium	BDL	111	113	1.80	106	109	2.8	123	>130	NC	75 - 125	30	m
Thallium	BDL	<3.0	<3.1	NC	102	99.4	2.6	85.8	91.4	6.3	75 - 125	30	
Vanadium	BDL	11.6	11.3	2.60	110	111	0.9	92.2	99.9	8.0	75 - 125	30	
Zinc	BDL	21.4	20.4	4.80	102	103	1.0	87.6	95.7	8.8	75 - 125	30	

QA/QC Batch 196478, QC Sample No: BB55167 (BB55464, BB55465, BB55466, BB55467)

ICP Metals - Aqueous

Aluminum	BDL	<0.010	<0.010	NC	96.9	99.2	2.3	99.9	102	2.1	75 - 125	20
Antimony	BDL	<0.005	<0.005	NC	96.9	100	3.1	100	102	2.0	75 - 125	20
Arsenic	BDL	<0.004	<0.004	NC	98.8	101	2.2	101	103	2.0	75 - 125	20
Barium	BDL	<0.002	<0.002	NC	98.5	102	3.5	102	104	1.9	75 - 125	20
Beryllium	BDL	<0.001	<0.001	NC	101	104	2.9	102	105	2.9	75 - 125	20
Cadmium	BDL	<0.001	<0.001	NC	99.7	103	3.3	103	104	1.0	75 - 125	20
Calcium	BDL	0.011	0.011	NC	101	104	2.9	107	106	0.9	75 - 125	20
Chromium	BDL	<0.001	<0.001	NC	100	102	2.0	102	105	2.9	75 - 125	20
Cobalt	BDL	<0.002	<0.002	NC	101	103	2.0	103	106	2.9	75 - 125	20
Copper	BDL	0.011	0.011	NC	101	103	2.0	104	107	2.8	75 - 125	20
Iron	BDL	<0.010	<0.010	NC	99.9	102	2.1	103	105	1.9	75 - 125	20
Lead	BDL	<0.002	<0.002	NC	101	103	2.0	103	105	1.9	75 - 125	20
Magnesium	0.01	0.01	0.01	NC	101	103	2.0	105	105	0.0	75 - 125	20
Manganese	BDL	<0.001	<0.001	NC	99.7	103	3.3	103	105	1.9	75 - 125	20
Nickel	BDL	0.002	0.002	NC	99.9	102	2.1	102	105	2.9	75 - 125	20
Potassium	BDL	<0.1	<0.1	NC	95.0	101	6.1	101	108	6.7	75 - 125	20
Selenium	0.013	<0.010	<0.010	NC	94.5	97.4	3.0	97.6	99.7	2.1	75 - 125	20
Silver	BDL	<0.001	<0.001	NC	98.2	100	1.8	101	103	2.0	75 - 125	20
Sodium	BDL	<0.1	<0.1	NC	100	103	3.0	105	112	6.5	75 - 125	20
Vanadium	BDL	<0.002	<0.002	NC	98.3	101	2.7	101	103	2.0	75 - 125	20
Zinc	BDL	<0.002	<0.002	NC	101	104	2.9	104	106	1.9	75 - 125	20

QA/QC Batch 196476, QC Sample No: BB55250 (BB55454, BB55455, BB55456, BB55457, BB55458, BB55459, BB55460, BB55461, BB55462, BB55463)

ICP Metals - Soil

Aluminum	BDL	10800	11300	4.50	99.7	98.5	1.2	NC	NC	NC	75 - 125	30	
Antimony	BDL	<4.0	<4.0	NC	83.8	83.5	0.4	82.9	81.8	1.3	75 - 125	30	
Arsenic	BDL	5.56	4.89	12.8	98.4	98.9	0.5	93.6	92.4	1.3	75 - 125	30	
Barium	BDL	74.3	66.4	11.2	103	106	2.9	99.3	104	4.6	75 - 125	30	
Beryllium	BDL	0.44	0.45	NC	105	104	1.0	95.0	94.8	0.2	75 - 125	30	
Cadmium	BDL	<0.40	<0.40	NC	110	109	0.9	94.3	92.8	1.6	75 - 125	30	
Calcium	BDL	4390	4250	3.20	106	105	0.9	NC	NC	NC	75 - 125	30	
Chromium	BDL	25.7	26.3	2.30	111	110	0.9	99.4	99.5	0.1	75 - 125	30	
Cobalt	BDL	5.03	5.35	6.20	105	106	0.9	95.8	94.5	1.4	75 - 125	30	
Copper	BDL	81.1	395	132	106	107	0.9	99.0	111	11.4	75 - 125	30	r
Iron	BDL	15400	16800	8.70	103	106	2.9	NC	NC	NC	75 - 125	30	
Lead	BDL	116	109	6.20	97.2	99.0	1.8	113	102	10.2	75 - 125	30	
Magnesium	BDL	3560	3780	6.00	101	102	1.0	NC	NC	NC	75 - 125	30	
Manganese	BDL	315	313	0.60	107	108	0.9	119	125	4.9	75 - 125	30	
Nickel	BDL	14.2	15.0	5.50	108	107	0.9	93.1	94.2	1.2	75 - 125	30	
Potassium	BDL	1750	1510	14.7	93.4	95.2	1.9	72.2	104	36.1	75 - 125	30	m,r

QA/QC Data

SDG I.D.: GBB55453

Parameter	Blank	Sample Result	Dup Result	Dup RPD	LCS %	LCSD %	LCS RPD	MS %	MSD %	MS RPD	% Rec Limits	% RPD Limits
Selenium	BDL	<1.6	<1.6	NC	93.7	96.2	2.6	91.2	90.3	1.0	75 - 125	30
Silver	BDL	<0.40	<0.40	NC	95.9	96.6	0.7	93.1	93.5	0.4	75 - 125	30
Sodium	BDL	82	109	28.3	101	100	1.0	127	118	7.3	75 - 125	30
Thallium	BDL	<3.6	<3.6	NC	101	98.0	3.0	89.9	88.1	2.0	75 - 125	30
Vanadium	BDL	27.5	32.6	17.0	105	105	0.0	98.7	100	1.3	75 - 125	30
Zinc	BDL	137	143	4.30	103	103	0.0	92.9	111	17.8	75 - 125	30

m

QA/QC Batch 196501, QC Sample No: BB55408 (BB55464, BB55465, BB55466, BB55467)

Mercury - Water	BDL	0.0003	0.0003	NC	98.1	108	9.6	96.8	95.6	1.2	70 - 130	20
-----------------	-----	--------	--------	----	------	-----	-----	------	------	-----	----------	----

QA/QC Batch 196487, QC Sample No: BB55467 (BB55464, BB55465, BB55466, BB55467)

Dissolved Metals

Thallium	BDL	<0.002	<0.001	NC	95.0	95.8	0.8	91.8	91.7	0.1	75 - 125	30
----------	-----	--------	--------	----	------	------	-----	------	------	-----	----------	----

- l = This parameter is outside laboratory lcs/lcsd specified recovery limits.
- m = This parameter is outside laboratory ms/msd specified recovery limits.
- r = This parameter is outside laboratory rpd specified recovery limits.



Environmental Laboratories, Inc.
 587 East Middle Turnpike, P.O.Box 370, Manchester, CT 06045
 Tel. (860) 645-1102 Fax (860) 645-0823



QA/QC Report

March 26, 2012

QA/QC Data

SDG I.D.: GBB55453

Parameter	Blank	LCS %	LCSD %	LCS RPD	MS %	MSD %	MS RPD	% Rec Limits	% RPD Limits
QA/QC Batch 196533, QC Sample No: BB52578 (BB55455 (50X) , BB55458, BB55460)									
<u>Volatiles - Solid</u>									
1,1,1,2-Tetrachloroethane	ND	109	104	4.7	108	107	0.9	70 - 130	30
1,1,1-Trichloroethane	ND	105	90	15.4	101	88	13.8	70 - 130	30
1,1,2,2-Tetrachloroethane	ND	98	106	7.8	96	104	8.0	70 - 130	30
1,1,2-Trichloroethane	ND	106	105	0.9	99	98	1.0	70 - 130	30
1,1-Dichloroethane	ND	105	85	21.1	98	84	15.4	70 - 130	30
1,1-Dichloroethene	ND	88	84	4.7	74	82	10.3	70 - 130	30
1,1-Dichloropropene	ND	113	98	14.2	117	87	29.4	70 - 130	30
1,2,3-Trichlorobenzene	ND	112	119	6.1	107	117	8.9	70 - 130	30
1,2,3-Trichloropropane	ND	99	111	11.4	91	102	11.4	70 - 130	30
1,2,4-Trichlorobenzene	ND	114	113	0.9	109	113	3.6	70 - 130	30
1,2,4-Trimethylbenzene	ND	110	108	1.8	107	110	2.8	70 - 130	30
1,2-Dibromo-3-chloropropane	ND	103	112	8.4	92	105	13.2	70 - 130	30
1,2-Dichlorobenzene	ND	105	99	5.9	103	103	0.0	70 - 130	30
1,2-Dichloroethane	ND	97	96	1.0	92	93	1.1	70 - 130	30
1,2-Dichloropropane	ND	108	103	4.7	102	100	2.0	70 - 130	30
1,3,5-Trimethylbenzene	ND	112	108	3.6	106	108	1.9	70 - 130	30
1,3-Dichlorobenzene	ND	107	101	5.8	109	104	4.7	70 - 130	30
1,3-Dichloropropane	ND	105	104	1.0	98	102	4.0	70 - 130	30
1,4-Dichlorobenzene	ND	107	100	6.8	107	102	4.8	70 - 130	30
2,2-Dichloropropane	ND	108	92	16.0	96	87	9.8	70 - 130	30
2-Chlorotoluene	ND	111	104	6.5	112	107	4.6	70 - 130	30
2-Hexanone	ND	97	100	3.0	60	60	0.0	70 - 130	30 m
2-Isopropyltoluene	ND	111	103	7.5	111	107	3.7	70 - 130	30
4-Chlorotoluene	ND	106	101	4.8	108	106	1.9	70 - 130	30
4-Methyl-2-pentanone	ND	97	103	6.0	79	86	8.5	70 - 130	30
Acetone	ND	76	95	22.2	46	52	12.2	70 - 130	30 m
Acrylonitrile	ND	97	91	6.4	93	83	11.4	70 - 130	30
Benzene	ND	109	102	6.6	104	99	4.9	70 - 130	30
Bromobenzene	ND	108	106	1.9	108	103	4.7	70 - 130	30
Bromochloromethane	ND	103	87	16.8	101	84	18.4	70 - 130	30
Bromodichloromethane	ND	106	101	4.8	100	94	6.2	70 - 130	30
Bromoform	ND	100	104	3.9	99	97	2.0	70 - 130	30
Bromomethane	ND	87	76	13.5	57	46	21.4	70 - 130	30 m
Carbon Disulfide	ND	93	86	7.8	68	77	12.4	70 - 130	30 m
Carbon tetrachloride	ND	110	90	20.0	109	85	24.7	70 - 130	30
Chlorobenzene	ND	105	98	6.9	105	101	3.9	70 - 130	30
Chloroethane	ND	98	87	11.9	<40	<40	NC	70 - 130	30 m
Chloroform	ND	101	88	13.8	95	84	12.3	70 - 130	30
Chloromethane	ND	103	97	6.0	92	93	1.1	70 - 130	30
cis-1,2-Dichloroethene	ND	111	89	22.0	104	88	16.7	70 - 130	30
cis-1,3-Dichloropropene	ND	110	104	5.6	102	101	1.0	70 - 130	30

QA/QC Data

SDG I.D.: GBB55453

Parameter	Blank	LCS %	LCSD %	LCS RPD	MS %	MSD %	MS RPD	% Rec Limits	% RPD Limits	
Dibromochloromethane	ND	106	102	3.8	103	101	2.0	70 - 130	30	
Dibromoethane	ND	106	107	0.9	104	102	1.9	70 - 130	30	
Dibromomethane	ND	107	103	3.8	99	99	0.0	70 - 130	30	
Dichlorodifluoromethane	ND	117	80	37.6	104	90	14.4	70 - 130	30	r
Ethylbenzene	ND	110	101	8.5	107	103	3.8	70 - 130	30	
Hexachlorobutadiene	ND	108	104	3.8	115	114	0.9	70 - 130	30	
Isopropylbenzene	ND	113	105	7.3	112	108	3.6	70 - 130	30	
m&p-Xylene	ND	110	101	8.5	108	105	2.8	70 - 130	30	
Methyl ethyl ketone	ND	92	88	4.4	65	60	8.0	70 - 130	30	m
Methyl t-butyl ether (MTBE)	ND	93	91	2.2	85	87	2.3	70 - 130	30	
Methylene chloride	ND	87	83	4.7	77	79	2.6	70 - 130	30	
Naphthalene	ND	113	126	10.9	103	118	13.6	70 - 130	30	
n-Butylbenzene	ND	115	106	8.1	109	108	0.9	70 - 130	30	
n-Propylbenzene	ND	110	101	8.5	115	107	7.2	70 - 130	30	
o-Xylene	ND	110	102	7.5	109	106	2.8	70 - 130	30	
p-Isopropyltoluene	ND	119	111	7.0	115	111	3.5	70 - 130	30	
sec-Butylbenzene	ND	111	102	8.5	112	109	2.7	70 - 130	30	
Styrene	ND	109	101	7.6	108	104	3.8	70 - 130	30	
tert-Butylbenzene	ND	112	104	7.4	114	108	5.4	70 - 130	30	
Tetrachloroethene	ND	111	103	7.5	118	110	7.0	70 - 130	30	
Tetrahydrofuran (THF)	ND	92	86	6.7	86	81	6.0	70 - 130	30	
Toluene	ND	110	102	7.5	107	103	3.8	70 - 130	30	
trans-1,2-Dichloroethene	ND	89	85	4.6	82	84	2.4	70 - 130	30	
trans-1,3-Dichloropropene	ND	108	104	3.8	96	97	1.0	70 - 130	30	
trans-1,4-dichloro-2-butene	ND	107	111	3.7	91	94	3.2	70 - 130	30	
Trichloroethene	ND	111	103	7.5	110	99	10.5	70 - 130	30	
Trichlorofluoromethane	ND	109	102	6.6	<40	<40	NC	70 - 130	30	m
Trichlorotrifluoroethane	ND	93	87	6.7	77	83	7.5	70 - 130	30	
Vinyl chloride	ND	98	88	10.8	97	87	10.9	70 - 130	30	
% 1,2-dichlorobenzene-d4	101	100	100	0.0	99	99	0.0	70 - 130	30	
% Bromofluorobenzene	99	102	99	3.0	101	99	2.0	70 - 130	30	
% Dibromofluoromethane	106	100	87	13.9	98	87	11.9	70 - 130	30	
% Toluene-d8	97	100	98	2.0	99	97	2.0	70 - 130	30	

QA/QC Batch 196688, QC Sample No: BB54249 (BB55454, BB55456)

Volatiles - Solid

1,1,1,2-Tetrachloroethane	ND	109	106	2.8	93	97	4.2	70 - 130	30	
1,1,1-Trichloroethane	ND	107	100	6.8	89	85	4.6	70 - 130	30	
1,1,2,2-Tetrachloroethane	ND	104	106	1.9	93	103	10.2	70 - 130	30	
1,1,2-Trichloroethane	ND	107	106	0.9	91	94	3.2	70 - 130	30	
1,1-Dichloroethane	ND	111	98	12.4	93	85	9.0	70 - 130	30	
1,1-Dichloroethene	ND	95	95	0.0	64	83	25.9	70 - 130	30	m
1,1-Dichloropropene	ND	111	104	6.5	92	81	12.7	70 - 130	30	
1,2,3-Trichlorobenzene	ND	109	114	4.5	90	106	16.3	70 - 130	30	
1,2,3-Trichloropropane	ND	107	128	17.9	95	108	12.8	70 - 130	30	
1,2,4-Trichlorobenzene	ND	98	101	3.0	92	97	5.3	70 - 130	30	
1,2,4-Trimethylbenzene	ND	119	117	1.7	95	102	7.1	70 - 130	30	
1,2-Dibromo-3-chloropropane	ND	123	122	0.8	88	102	14.7	70 - 130	30	
1,2-Dichlorobenzene	ND	112	107	4.6	95	97	2.1	70 - 130	30	
1,2-Dichloroethane	ND	100	97	3.0	86	91	5.6	70 - 130	30	
1,2-Dichloropropane	ND	109	105	3.7	92	95	3.2	70 - 130	30	
1,3,5-Trimethylbenzene	ND	123	121	1.6	95	102	7.1	70 - 130	30	
1,3-Dichlorobenzene	ND	108	104	3.8	94	95	1.1	70 - 130	30	

QA/QC Data

SDG I.D.: GBB55453

Parameter	Blank	LCS %	LCSD %	LCS RPD	MS %	MSD %	MS RPD	% Rec Limits	% RPD Limits	
1,3-Dichloropropane	ND	110	107	2.8	90	97	7.5	70 - 130	30	
1,4-Dichlorobenzene	ND	108	102	5.7	94	95	1.1	70 - 130	30	
2,2-Dichloropropane	ND	104	96	8.0	82	79	3.7	70 - 130	30	
2-Chlorotoluene	ND	121	114	6.0	96	101	5.1	70 - 130	30	
2-Hexanone	ND	95	92	3.2	49	60	20.2	70 - 130	30	m
2-Isopropyltoluene	ND	120	115	4.3	97	101	4.0	70 - 130	30	
4-Chlorotoluene	ND	113	106	6.4	96	100	4.1	70 - 130	30	
4-Methyl-2-pentanone	ND	96	100	4.1	72	81	11.8	70 - 130	30	
Acetone	ND	86	101	16.0	<40	61	NC	70 - 130	30	m
Acrylonitrile	ND	108	102	5.7	92	86	6.7	70 - 130	30	
Benzene	ND	111	105	5.6	92	94	2.2	70 - 130	30	
Bromobenzene	ND	120	116	3.4	97	102	5.0	70 - 130	30	
Bromochloromethane	ND	107	98	8.8	93	86	7.8	70 - 130	30	
Bromodichloromethane	ND	105	102	2.9	88	92	4.4	70 - 130	30	
Bromoform	ND	107	100	6.8	82	85	3.6	70 - 130	30	
Bromomethane	ND	87	84	3.5	49	45	8.5	70 - 130	30	m
Carbon Disulfide	ND	96	97	1.0	60	76	23.5	70 - 130	30	m
Carbon tetrachloride	ND	106	96	9.9	83	79	4.9	70 - 130	30	
Chlorobenzene	ND	103	99	4.0	91	92	1.1	70 - 130	30	
Chloroethane	ND	108	101	6.7	<40	<40	NC	70 - 130	30	m
Chloroform	ND	107	100	6.8	90	85	5.7	70 - 130	30	
Chloromethane	ND	108	108	0.0	86	98	13.0	70 - 130	30	
cis-1,2-Dichloroethene	ND	114	103	10.1	97	90	7.5	70 - 130	30	
cis-1,3-Dichloropropene	ND	104	102	1.9	88	89	1.1	70 - 130	30	
Dibromochloromethane	ND	107	103	3.8	88	91	3.4	70 - 130	30	
Dibromoethane	ND	110	107	2.8	92	98	6.3	70 - 130	30	
Dibromomethane	ND	110	104	5.6	92	95	3.2	70 - 130	30	
Dichlorodifluoromethane	ND	118	107	9.8	94	80	16.1	70 - 130	30	
Ethylbenzene	ND	109	102	6.6	91	92	1.1	70 - 130	30	
Hexachlorobutadiene	ND	107	106	0.9	98	102	4.0	70 - 130	30	
Isopropylbenzene	ND	125	119	4.9	98	103	5.0	70 - 130	30	
m&p-Xylene	ND	109	101	7.6	92	94	2.2	70 - 130	30	
Methyl ethyl ketone	ND	108	98	9.7	60	63	4.9	70 - 130	30	m
Methyl t-butyl ether (MTBE)	ND	95	93	2.1	87	86	1.2	70 - 130	30	
Methylene chloride	ND	98	99	1.0	79	86	8.5	70 - 130	30	
Naphthalene	ND	123	130	5.5	91	114	22.4	70 - 130	30	
n-Butylbenzene	ND	117	111	5.3	95	95	0.0	70 - 130	30	
n-Propylbenzene	ND	116	112	3.5	97	101	4.0	70 - 130	30	
o-Xylene	ND	112	104	7.4	94	94	0.0	70 - 130	30	
p-Isopropyltoluene	ND	125	119	4.9	97	100	3.0	70 - 130	30	
sec-Butylbenzene	ND	121	115	5.1	98	102	4.0	70 - 130	30	
Styrene	ND	110	101	8.5	94	94	0.0	70 - 130	30	
tert-Butylbenzene	ND	124	119	4.1	97	103	6.0	70 - 130	30	
Tetrachloroethene	ND	103	99	4.0	88	93	5.5	70 - 130	30	
Tetrahydrofuran (THF)	ND	105	97	7.9	86	84	2.4	70 - 130	30	
Toluene	ND	108	103	4.7	92	94	2.2	70 - 130	30	
trans-1,2-Dichloroethene	ND	96	99	3.1	75	85	12.5	70 - 130	30	
trans-1,3-Dichloropropene	ND	103	102	1.0	87	88	1.1	70 - 130	30	
trans-1,4-dichloro-2-butene	ND	112	114	1.8	80	86	7.2	70 - 130	30	
Trichloroethene	ND	116	112	3.5	92	94	2.2	70 - 130	30	
Trichlorofluoromethane	ND	113	114	0.9	<40	<40	NC	70 - 130	30	m
Trichlorotrifluoroethane	ND	96	96	0.0	66	84	24.0	70 - 130	30	m
Vinyl chloride	ND	105	102	2.9	91	92	1.1	70 - 130	30	

QA/QC Data

SDG I.D.: GBB55453

Parameter	Blank	LCS %	LCSD %	LCS RPD	MS %	MSD %	MS RPD	% Rec Limits	% RPD Limits
% 1,2-dichlorobenzene-d4	104	105	104	1.0	100	102	2.0	70 - 130	30
% Bromofluorobenzene	94	100	95	5.1	97	94	3.1	70 - 130	30
% Dibromofluoromethane	101	102	96	6.1	95	94	1.1	70 - 130	30
% Toluene-d8	101	102	102	0.0	102	100	2.0	70 - 130	30

QA/QC Batch 196376, QC Sample No: BB54419 (BB55464, BB55465, BB55466, BB55467)

Pesticides - Ground Water

4,4' -DDD	ND	114	102	11.1				40 - 140	20
4,4' -DDE	ND	121	105	14.2				40 - 140	20
4,4' -DDT	ND	124	108	13.8				40 - 140	20
a-BHC	ND	114	99	14.1				40 - 140	20
Alachlor	ND	N/A	N/A	NC				40 - 140	20
Aldrin	ND	114	99	14.1				40 - 140	20
b-BHC	ND	108	96	11.8				40 - 140	20
Chlordane	ND	N/A	N/A	NC				40 - 140	20
d-BHC	ND	116	101	13.8				40 - 140	20
Dieldrin	ND	111	98	12.4				40 - 140	20
Endosulfan I	ND	109	95	13.7				40 - 140	20
Endosulfan II	ND	111	99	11.4				40 - 140	20
Endosulfan sulfate	ND	111	97	13.5				40 - 140	20
Endrin	ND	121	104	15.1				40 - 140	20
Endrin aldehyde	ND	121	106	13.2				40 - 140	20
Endrin ketone	ND	115	101	13.0				40 - 140	20
g-BHC	ND	115	101	13.0				40 - 140	20
Heptachlor	ND	115	100	14.0				40 - 140	20
Heptachlor epoxide	ND	105	91	14.3				40 - 140	20
Methoxychlor	ND	128	110	15.1				40 - 140	20
Toxaphene	ND	N/A	N/A	NC				40 - 140	20
% DCBP	80	100	90	10.5				30 - 150	20
% TCMX	83	83	73	12.8				30 - 150	20

Comment:

A LCS and LCS duplicate were performed instead of a matrix spike and matrix spike duplicate, unless otherwise noted. Alpha and gamma chlordane were spiked and analyzed instead of technical chlordane.

QA/QC Batch 196375, QC Sample No: BB54632 (BB55464, BB55465, BB55466, BB55467)

Polychlorinated Biphenyls - Ground Water

PCB-1016	ND	102	106	3.8				40 - 140	20
PCB-1221	ND							40 - 140	20
PCB-1232	ND							40 - 140	20
PCB-1242	ND							40 - 140	20
PCB-1248	ND							40 - 140	20
PCB-1254	ND							40 - 140	20
PCB-1260	ND	102	105	2.9				40 - 140	20
PCB-1262	ND							40 - 140	20
PCB-1268	ND							40 - 140	20
% DCBP (Surrogate Rec)	85	89	86	3.4				30 - 150	20
% TCMX (Surrogate Rec)	83	85	85	0.0				30 - 150	20

Comment:

A LCS and LCS Duplicate were performed instead of a matrix spike and matrix spike duplicate.

QA/QC Batch 196359, QC Sample No: BB55023 (BB55453, BB55454, BB55455, BB55456, BB55457, BB55458, BB55459, BB55460, BB55461)

Polychlorinated Biphenyls - Solid

PCB-1016	ND	89	83	7.0				40 - 140	30
----------	----	----	----	-----	--	--	--	----------	----

QA/QC Data

SDG I.D.: GBB55453

Parameter	Blank	LCS %	LCSD %	LCS RPD	MS %	MSD %	MS RPD	% Rec Limits	% RPD Limits
PCB-1221	ND							40 - 140	30
PCB-1232	ND							40 - 140	30
PCB-1242	ND							40 - 140	30
PCB-1248	ND							40 - 140	30
PCB-1254	ND							40 - 140	30
PCB-1260	ND	75	106	34.3				40 - 140	30
PCB-1262	ND							40 - 140	30
PCB-1268	ND							40 - 140	30
% DCBP (Surrogate Rec)	76	69	82	17.2				30 - 150	30
% TCMX (Surrogate Rec)	87	74	66	11.4				30 - 150	30

Comment:

* The batch MS and MSD recoveries could not be calculated due to the presence of PCB in the unspiked sample. LCS/LCSD recoveries were within QA/QC limits.

QA/QC Batch 196468, QC Sample No: BB55147 (BB55464, BB55465, BB55466, BB55467)

Semivolatiles - Ground Water

1,2,4,5-Tetrachlorobenzene	ND	60	59	1.7				30 - 130	20
1,2,4-Trichlorobenzene	ND	74	74	0.0				30 - 130	20
1,2-Dichlorobenzene	ND	78	78	0.0				30 - 130	20
1,3-Dichlorobenzene	ND	73	75	2.7				30 - 130	20
1,4-Dichlorobenzene	ND	77	75	2.6				30 - 130	20
2,4,5-Trichlorophenol	ND	75	82	8.9				30 - 130	20
2,4,6-Trichlorophenol	ND	81	82	1.2				30 - 130	20
2,4-Dichlorophenol	ND	85	84	1.2				30 - 130	20
2,4-Dimethylphenol	ND	37	38	2.7				30 - 130	20
2,4-Dinitrophenol	ND	65	71	8.8				30 - 130	20
2,4-Dinitrotoluene	ND	81	83	2.4				30 - 130	20
2,6-Dinitrotoluene	ND	82	84	2.4				30 - 130	20
2-Chloronaphthalene	ND	78	79	1.3				30 - 130	20
2-Chlorophenol	ND	76	73	4.0				30 - 130	20
2-Methylnaphthalene	ND	79	80	1.3				30 - 130	20
2-Methylphenol (o-cresol)	ND	69	68	1.5				30 - 130	20
2-Nitroaniline	ND	>150	>150	NC				30 - 130	20
2-Nitrophenol	ND	81	81	0.0				30 - 130	20
3&4-Methylphenol (m&p-cresol)	ND	69	68	1.5				30 - 130	20
3,3'-Dichlorobenzidine	ND	N/A	N/A	NC				30 - 130	20
3-Nitroaniline	ND	>150	>150	NC				30 - 130	20
4,6-Dinitro-2-methylphenol	ND	84	89	5.8				30 - 130	20
4-Bromophenyl phenyl ether	ND	82	81	1.2				30 - 130	20
4-Chloro-3-methylphenol	ND	84	88	4.7				30 - 130	20
4-Chloroaniline	ND	29	30	3.4				30 - 130	20
4-Chlorophenyl phenyl ether	ND	81	82	1.2				30 - 130	20
4-Nitroaniline	ND	83	87	4.7				30 - 130	20
4-Nitrophenol	ND	76	82	7.6				30 - 130	20
Acenaphthene	ND	81	80	1.2				30 - 130	20
Acenaphthylene	ND	76	77	1.3				30 - 130	20
Acetophenone	ND	50	50	0.0				30 - 130	20
Aniline	ND	N/A	N/A	NC				30 - 130	20
Anthracene	ND	78	78	0.0				30 - 130	20
Azobenzene	ND	51	52	1.9				30 - 130	20
Benz(a)anthracene	ND	83	83	0.0				30 - 130	20
Benzidine	ND	N/A	N/A	NC				30 - 130	20
Benzo(a)pyrene	ND	74	75	1.3				30 - 130	20

QA/QC Data

SDG I.D.: GBB55453

Parameter	Blank	LCS %	LCS D %	LCS RPD	MS %	MSD %	MS RPD	% Rec Limits	% RPD Limits
Benzo(b)fluoranthene	ND	76	77	1.3				30 - 130	20
Benzo(ghi)perylene	ND	77	88	13.3				30 - 130	20
Benzo(k)fluoranthene	ND	80	77	3.8				30 - 130	20
Benzoic acid	ND	N/A	N/A	NC				30 - 130	20
Benzyl butyl phthalate	ND	75	81	7.7				30 - 130	20
Bis(2-chloroethoxy)methane	ND	80	80	0.0				30 - 130	20
Bis(2-chloroethyl)ether	ND	68	66	3.0				30 - 130	20
Bis(2-chloroisopropyl)ether	ND	79	79	0.0				30 - 130	20
Bis(2-ethylhexyl)phthalate	ND	77	79	2.6				30 - 130	20
Carbazole	ND	96	100	4.1				30 - 130	20
Chrysene	ND	81	82	1.2				30 - 130	20
Dibenz(a,h)anthracene	ND	75	84	11.3				30 - 130	20
Dibenzofuran	ND	79	79	0.0				30 - 130	20
Diethyl phthalate	ND	86	88	2.3				30 - 130	20
Dimethylphthalate	ND	83	85	2.4				30 - 130	20
Di-n-butylphthalate	ND	88	87	1.1				30 - 130	20
Di-n-octylphthalate	ND	89	86	3.4				30 - 130	20
Fluoranthene	ND	84	82	2.4				30 - 130	20
Fluorene	ND	82	83	1.2				30 - 130	20
Hexachlorobenzene	ND	83	79	4.9				30 - 130	20
Hexachlorobutadiene	ND	78	78	0.0				30 - 130	20
Hexachlorocyclopentadiene	ND	46	48	4.3				30 - 130	20
Hexachloroethane	ND	79	80	1.3				30 - 130	20
Indeno(1,2,3-cd)pyrene	ND	76	85	11.2				30 - 130	20
Isophorone	ND	64	65	1.6				30 - 130	20
Naphthalene	ND	76	78	2.6				30 - 130	20
Nitrobenzene	ND	81	79	2.5				30 - 130	20
N-Nitrosodimethylamine	ND	67	65	3.0				30 - 130	20
N-Nitrosodi-n-propylamine	ND	78	77	1.3				30 - 130	20
N-Nitrosodiphenylamine	ND	89	90	1.1				30 - 130	20
Pentachloronitrobenzene	ND	118	117	0.9				30 - 130	20
Pentachlorophenol	ND	82	80	2.5				30 - 130	20
Phenanthrene	ND	85	85	0.0				30 - 130	20
Phenol	ND	72	70	2.8				30 - 130	20
Pyrene	ND	86	83	3.6				30 - 130	20
Pyridine	ND	<5	<5	NC				30 - 130	20
% 2,4,6-Tribromophenol	122	82	74	10.3				15 - 130	20
% 2-Fluorobiphenyl	68	72	72	0.0				30 - 130	20
% 2-Fluorophenol	74	63	64	1.6				15 - 130	20
% Nitrobenzene-d5	88	77	79	2.6				30 - 130	20
% Phenol-d5	75	60	60	0.0				15 - 130	20
% Terphenyl-d14	89	99	91	8.4				30 - 130	20

Comment:

A LCS and LCS Duplicate were performed instead of a matrix spike and matrix spike duplicate.

QA/QC Batch 196454, QC Sample No: BB55310 (BB55453, BB55454, BB55455, BB55456, BB55457, BB55458, BB55459, BB55460, BB55461, BB55462, BB55463)

Semivolatiles - Solid

1,2,4,5-Tetrachlorobenzene	ND	82	82	0.0	86	82	4.8	30 - 130	30
1,2,4-Trichlorobenzene	ND	75	76	1.3	82	82	0.0	30 - 130	30
1,2-Dichlorobenzene	ND	73	72	1.4	78	77	1.3	30 - 130	30
1,3-Dichlorobenzene	ND	68	68	0.0	73	72	1.4	30 - 130	30
1,4-Dichlorobenzene	ND	71	70	1.4	77	75	2.6	30 - 130	30

QA/QC Data

SDG I.D.: GBB55453

Parameter	Blank	LCS %	LCSD %	LCS RPD	MS %	MSD %	MS RPD	% Rec Limits	% RPD Limits	
2,4,5-Trichlorophenol	ND	87	91	4.5	98	98	0.0	30 - 130	30	
2,4,6-Trichlorophenol	ND	90	92	2.2	102	101	1.0	30 - 130	30	
2,4-Dichlorophenol	ND	87	87	0.0	94	92	2.2	30 - 130	30	
2,4-Dimethylphenol	ND	41	41	0.0	44	43	2.3	30 - 130	30	
2,4-Dinitrophenol	ND	<5	<5	NC	17	22	25.6	30 - 130	30	l,m
2,4-Dinitrotoluene	ND	89	87	2.3	95	92	3.2	30 - 130	30	
2,6-Dinitrotoluene	ND	89	95	6.5	100	96	4.1	30 - 130	30	
2-Chloronaphthalene	ND	83	86	3.6	92	90	2.2	30 - 130	30	
2-Chlorophenol	ND	76	75	1.3	82	80	2.5	30 - 130	30	
2-Methylnaphthalene	ND	77	79	2.6	83	81	2.4	30 - 130	30	
2-Methylphenol (o-cresol)	ND	70	70	0.0	74	72	2.7	30 - 130	30	
2-Nitroaniline	ND	>150	>150	NC	NC	NC	NC	30 - 130	30	l
2-Nitrophenol	ND	82	85	3.6	99	97	2.0	30 - 130	30	
3&4-Methylphenol (m&p-cresol)	ND	78	76	2.6	81	78	3.8	30 - 130	30	
3,3'-Dichlorobenzidine	ND	139	147	5.6	49	44	10.8	30 - 130	30	l
3-Nitroaniline	ND	>150	>150	NC	124	132	6.3	30 - 130	30	l,m
4,6-Dinitro-2-methylphenol	ND	35	40	13.3	77	61	23.2	30 - 130	30	
4-Bromophenyl phenyl ether	ND	89	92	3.3	96	89	7.6	30 - 130	30	
4-Chloro-3-methylphenol	ND	90	89	1.1	92	89	3.3	30 - 130	30	
4-Chloroaniline	ND	43	45	4.5	20	21	4.9	30 - 130	30	m
4-Chlorophenyl phenyl ether	ND	92	92	0.0	98	93	5.2	30 - 130	30	
4-Nitroaniline	ND	92	91	1.1	97	95	2.1	30 - 130	30	
4-Nitrophenol	ND	75	76	1.3	97	111	13.5	30 - 130	30	
Acenaphthene	ND	79	80	1.3	89	86	3.4	30 - 130	30	
Acenaphthylene	ND	84	86	2.4	93	90	3.3	30 - 130	30	
Acetophenone	ND	73	71	2.8	77	76	1.3	30 - 130	30	
Aniline	ND	71	72	1.4	39	40	2.5	30 - 130	30	
Anthracene	ND	86	88	2.3	91	92	1.1	30 - 130	30	
Azobenzene	ND	75	75	0.0	81	78	3.8	30 - 130	30	
Benz(a)anthracene	ND	90	92	2.2	99	98	1.0	30 - 130	30	
Benzidine	ND	>150	>150	NC	NC	NC	NC	30 - 130	30	l
Benzo(a)pyrene	ND	88	91	3.4	93	90	3.3	30 - 130	30	
Benzo(b)fluoranthene	ND	98	107	8.8	99	95	4.1	30 - 130	30	
Benzo(ghi)perylene	ND	86	83	3.6	113	115	1.8	30 - 130	30	
Benzo(k)fluoranthene	ND	95	98	3.1	100	97	3.0	30 - 130	30	
Benzyl butyl phthalate	ND	84	91	8.0	109	109	0.0	30 - 130	30	
Bis(2-chloroethoxy)methane	ND	73	74	1.4	80	80	0.0	30 - 130	30	
Bis(2-chloroethyl)ether	ND	64	66	3.1	75	74	1.3	30 - 130	30	
Bis(2-chloroisopropyl)ether	ND	68	67	1.5	74	71	4.1	30 - 130	30	
Bis(2-ethylhexyl)phthalate	ND	89	94	5.5	101	101	0.0	30 - 130	30	
Carbazole	ND	103	107	3.8	133	143	7.2	30 - 130	30	m
Chrysene	ND	89	94	5.5	96	94	2.1	30 - 130	30	
Dibenz(a,h)anthracene	ND	93	89	4.4	114	115	0.9	30 - 130	30	
Dibenzofuran	ND	85	86	1.2	92	89	3.3	30 - 130	30	
Diethyl phthalate	ND	90	90	0.0	96	93	3.2	30 - 130	30	
Dimethylphthalate	ND	89	91	2.2	95	92	3.2	30 - 130	30	
Di-n-butylphthalate	ND	85	88	3.5	94	96	2.1	30 - 130	30	
Di-n-octylphthalate	ND	84	86	2.4	82	83	1.2	30 - 130	30	
Fluoranthene	ND	91	94	3.2	122	129	5.6	30 - 130	30	
Fluorene	ND	93	93	0.0	100	97	3.0	30 - 130	30	
Hexachlorobenzene	ND	84	88	4.7	93	90	3.3	30 - 130	30	
Hexachlorobutadiene	ND	82	83	1.2	91	89	2.2	30 - 130	30	
Hexachlorocyclopentadiene	ND	69	64	7.5	23	8.3	93.9	30 - 130	30	m,r

QA/QC Data

SDG I.D.: GBB55453

Parameter	Blank	LCS %	LCSD %	LCS RPD	MS %	MSD %	MS RPD	% Rec Limits	% RPD Limits
Hexachloroethane	ND	74	74	0.0	76	62	20.3	30 - 130	30
Indeno(1,2,3-cd)pyrene	ND	92	89	3.3	115	117	1.7	30 - 130	30
Isophorone	ND	63	65	3.1	69	68	1.5	30 - 130	30
Naphthalene	ND	78	79	1.3	85	84	1.2	30 - 130	30
Nitrobenzene	ND	80	78	2.5	85	84	1.2	30 - 130	30
N-Nitrosodimethylamine	ND	57	57	0.0	56	57	1.8	30 - 130	30
N-Nitrosodi-n-propylamine	ND	85	82	3.6	90	86	4.5	30 - 130	30
N-Nitrosodiphenylamine	ND	95	94	1.1	97	95	2.1	30 - 130	30
Pentachloronitrobenzene	ND	>150	>150	NC	NC	NC	NC	30 - 130	30
Pentachlorophenol	ND	57	65	13.1	104	111	6.5	30 - 130	30
Phenanthrene	ND	91	93	2.2	100	101	1.0	30 - 130	30
Phenol	ND	77	77	0.0	84	81	3.6	30 - 130	30
Pyrene	ND	92	95	3.2	126	128	1.6	30 - 130	30
Pyridine	ND	38	35	8.2	34	35	2.9	30 - 130	30
% 2,4,6-Tribromophenol	63	90	93	3.3	100	100	0.0	15 - 130	30
% 2-Fluorobiphenyl	80	80	81	1.2	88	86	2.3	30 - 130	30
% 2-Fluorophenol	65	67	66	1.5	74	72	2.7	15 - 130	30
% Nitrobenzene-d5	69	80	78	2.5	84	81	3.6	30 - 130	30
% Phenol-d5	66	74	71	4.1	78	76	2.6	15 - 130	30
% Terphenyl-d14	76	77	81	5.1	100	95	5.1	30 - 130	30

QA/QC Batch 196679, QC Sample No: BB55462 (BB55462)

Volatiles - Solid

1,1,1,2-Tetrachloroethane	ND	109	103	5.7	126	144	13.3	70 - 130	30	m
1,1,1-Trichloroethane	ND	109	89	20.2	105	104	1.0	70 - 130	30	
1,1,2,2-Tetrachloroethane	ND	85	91	6.8	>150	>150	NC	70 - 130	30	m
1,1,2-Trichloroethane	ND	110	102	7.5	101	108	6.7	70 - 130	30	
1,1-Dichloroethane	ND	114	87	26.9	108	101	6.7	70 - 130	30	
1,1-Dichloroethene	ND	90	82	9.3	91	101	10.4	70 - 130	30	
1,1-Dichloropropene	ND	104	87	17.8	105	94	11.1	70 - 130	30	
1,2,3-Trichlorobenzene	ND	98	106	7.8	75	88	16.0	70 - 130	30	
1,2,3-Trichloropropane	ND	123	128	4.0	>150	>150	NC	70 - 130	30	m
1,2,4-Trichlorobenzene	ND	83	88	5.8	70	81	14.6	70 - 130	30	
1,2,4-Trimethylbenzene	ND	109	105	3.7	118	131	10.4	70 - 130	30	m
1,2-Dibromo-3-chloropropane	ND	124	127	2.4	137	>150	NC	70 - 130	30	m
1,2-Dichlorobenzene	ND	105	101	3.9	113	121	6.8	70 - 130	30	
1,2-Dichloroethane	ND	102	97	5.0	91	101	10.4	70 - 130	30	
1,2-Dichloropropane	ND	109	102	6.6	106	114	7.3	70 - 130	30	
1,3,5-Trimethylbenzene	ND	113	110	2.7	>150	>150	NC	70 - 130	30	m
1,3-Dichlorobenzene	ND	100	95	5.1	110	113	2.7	70 - 130	30	
1,3-Dichloropropane	ND	108	105	2.8	119	136	13.3	70 - 130	30	m
1,4-Dichlorobenzene	ND	98	95	3.1	101	104	2.9	70 - 130	30	
2,2-Dichloropropane	ND	93	75	21.4	92	96	4.3	70 - 130	30	
2-Chlorotoluene	ND	116	107	8.1	145	>150	NC	70 - 130	30	m
2-Hexanone	ND	84	79	6.1	69	73	5.6	70 - 130	30	m
2-Isopropyltoluene	ND	113	108	4.5	>150	>150	NC	70 - 130	30	m
4-Chlorotoluene	ND	102	97	5.0	121	127	4.8	70 - 130	30	
4-Methyl-2-pentanone	ND	93	94	1.1	88	95	7.7	70 - 130	30	
Acetone	ND	83	82	1.2	47	56	17.5	70 - 130	30	m
Acrylonitrile	ND	115	94	20.1	100	95	5.1	70 - 130	30	
Benzene	ND	108	99	8.7	103	111	7.5	70 - 130	30	
Bromobenzene	ND	117	111	5.3	106	104	1.9	70 - 130	30	
Bromochloromethane	ND	110	93	16.7	93	93	0.0	70 - 130	30	

QA/QC Data

SDG I.D.: GBB55453

Parameter	Blank	LCS %	LCSD %	LCS RPD	MS %	MSD %	MS RPD	% Rec Limits	% RPD Limits	
Bromodichloromethane	ND	108	96	11.8	98	107	8.8	70 - 130	30	
Bromoform	ND	109	104	4.7	110	123	11.2	70 - 130	30	
Bromomethane	ND	84	75	11.3	75	77	2.6	70 - 130	30	
Carbon Disulfide	ND	91	85	6.8	76	85	11.2	70 - 130	30	
Carbon tetrachloride	ND	103	86	18.0	102	98	4.0	70 - 130	30	
Chlorobenzene	ND	99	93	6.3	101	106	4.8	70 - 130	30	
Chloroethane	ND	103	86	18.0	97	100	3.0	70 - 130	30	
Chloroform	ND	111	90	20.9	102	98	4.0	70 - 130	30	
Chloromethane	ND	110	99	10.5	93	101	8.2	70 - 130	30	
cis-1,2-Dichloroethene	ND	119	90	27.8	97	92	5.3	70 - 130	30	
cis-1,3-Dichloropropene	ND	101	94	7.2	80	91	12.9	70 - 130	30	
Dibromochloromethane	ND	108	105	2.8	119	132	10.4	70 - 130	30	m
Dibromoethane	ND	111	104	6.5	89	97	8.6	70 - 130	30	
Dibromomethane	ND	110	102	7.5	90	97	7.5	70 - 130	30	
Dichlorodifluoromethane	ND	122	96	23.9	101	87	14.9	70 - 130	30	
Ethylbenzene	ND	101	94	7.2	106	113	6.4	70 - 130	30	
Hexachlorobutadiene	ND	92	95	3.2	114	135	16.9	70 - 130	30	m
Isopropylbenzene	ND	119	110	7.9	>150	>150	NC	70 - 130	30	m
m&p-Xylene	ND	99	92	7.3	108	119	9.7	70 - 130	30	
Methyl ethyl ketone	ND	98	78	22.7	68	63	7.6	70 - 130	30	m
Methyl t-butyl ether (MTBE)	ND	94	90	4.3	94	102	8.2	70 - 130	30	
Methylene chloride	ND	93	85	9.0	86	93	7.8	70 - 130	30	
Naphthalene	ND	120	132	9.5	79	102	25.4	70 - 130	30	l
n-Butylbenzene	ND	100	95	5.1	126	133	5.4	70 - 130	30	m
n-Propylbenzene	ND	108	99	8.7	147	>150	NC	70 - 130	30	m
o-Xylene	ND	104	97	7.0	125	134	6.9	70 - 130	30	m
p-Isopropyltoluene	ND	112	106	5.5	148	>150	NC	70 - 130	30	m
sec-Butylbenzene	ND	112	103	8.4	>150	>150	NC	70 - 130	30	m
Styrene	ND	102	95	7.1	87	89	2.3	70 - 130	30	
tert-Butylbenzene	ND	119	108	9.7	>150	>150	NC	70 - 130	30	m
Tetrachloroethene	ND	95	90	5.4	121	135	10.9	70 - 130	30	m
Tetrahydrofuran (THF)	ND	111	93	17.6	104	98	5.9	70 - 130	30	
Toluene	ND	106	96	9.9	95	99	4.1	70 - 130	30	
trans-1,2-Dichloroethene	ND	91	82	10.4	80	87	8.4	70 - 130	30	
trans-1,3-Dichloropropene	ND	99	92	7.3	68	75	9.8	70 - 130	30	m
trans-1,4-dichloro-2-butene	ND	104	99	4.9	85	89	4.6	70 - 130	30	
Trichloroethene	ND	127	111	13.4	98	105	6.9	70 - 130	30	
Trichlorofluoromethane	ND	106	97	8.9	89	98	9.6	70 - 130	30	
Trichlorotrifluoroethane	ND	91	82	10.4	92	105	13.2	70 - 130	30	
Vinyl chloride	ND	100	87	13.9	91	96	5.3	70 - 130	30	
% 1,2-dichlorobenzene-d4	108	108	108	0.0	112	114	1.8	70 - 130	30	
% Bromofluorobenzene	93	98	94	4.2	98	95	3.1	70 - 130	30	
% Dibromofluoromethane	99	109	93	15.8	102	92	10.3	70 - 130	30	
% Toluene-d8	96	99	98	1.0	94	91	3.2	70 - 130	30	

QA/QC Batch 196808, QC Sample No: BB55464 (BB55464)

Volatiles - Ground Water

1,1,1,2-Tetrachloroethane	ND	105	103	1.9	105	101	3.9	70 - 130	30	
1,1,1-Trichloroethane	ND	107	96	10.8	104	119	13.5	70 - 130	30	
1,1,2,2-Tetrachloroethane	ND	96	94	2.1	101	96	5.1	70 - 130	30	
1,1,2-Trichloroethane	ND	95	96	1.0	101	103	2.0	70 - 130	30	
1,1-Dichloroethane	ND	108	92	16.0	97	98	1.0	70 - 130	30	
1,1-Dichloroethene	ND	99	89	10.6	92	99	7.3	70 - 130	30	

QA/QC Data

SDG I.D.: GBB55453

Parameter	Blank	LCS %	LCSD %	LCS RPD	MS %	MSD %	MS RPD	% Rec Limits	% RPD Limits	
1,1-Dichloropropene	ND	88	82	7.1	88	105	17.6	70 - 130	30	
1,2,3-Trichlorobenzene	ND	105	108	2.8	88	100	12.8	70 - 130	30	
1,2,3-Trichloropropane	ND	106	105	0.9	101	96	5.1	70 - 130	30	
1,2,4-Trichlorobenzene	ND	104	103	1.0	87	98	11.9	70 - 130	30	
1,2,4-Trimethylbenzene	ND	104	98	5.9	96	101	5.1	70 - 130	30	
1,2-Dibromo-3-chloropropane	ND	100	100	0.0	98	99	1.0	70 - 130	30	
1,2-Dichlorobenzene	ND	92	91	1.1	90	92	2.2	70 - 130	30	
1,2-Dichloroethane	ND	93	92	1.1	105	101	3.9	70 - 130	30	
1,2-Dichloropropane	ND	100	89	11.6	94	95	1.1	70 - 130	30	
1,3,5-Trimethylbenzene	ND	105	98	6.9	97	100	3.0	70 - 130	30	
1,3-Dichlorobenzene	ND	98	95	3.1	93	97	4.2	70 - 130	30	
1,3-Dichloropropane	ND	96	97	1.0	101	98	3.0	70 - 130	30	
1,4-Dichlorobenzene	ND	93	92	1.1	93	95	2.1	70 - 130	30	
2,2-Dichloropropane	ND	117	105	10.8	87	95	8.8	70 - 130	30	
2-Chlorotoluene	ND	93	87	6.7	90	91	1.1	70 - 130	30	
2-Hexanone	ND	89	96	7.6	100	96	4.1	70 - 130	30	
2-Isopropyltoluene	ND	98	95	3.1	93	96	3.2	70 - 130	30	
4-Chlorotoluene	ND	95	92	3.2	95	99	4.1	70 - 130	30	
4-Methyl-2-pentanone	ND	92	100	8.3	107	106	0.9	70 - 130	30	
Acetone	ND	95	85	11.1	88	96	8.7	70 - 130	30	
Acrylonitrile	ND	132	105	22.8	113	117	3.5	70 - 130	30	l
Benzene	ND	93	86	7.8	95	103	8.1	70 - 130	30	
Bromobenzene	ND	89	86	3.4	85	87	2.3	70 - 130	30	
Bromochloromethane	ND	113	104	8.3	116	122	5.0	70 - 130	30	
Bromodichloromethane	ND	99	91	8.4	96	99	3.1	70 - 130	30	
Bromoform	ND	97	102	5.0	105	98	6.9	70 - 130	30	
Bromomethane	ND	111	105	5.6	55	105	62.5	70 - 130	30	m,r
Carbon Disulfide	ND	89	80	10.7	69	78	12.2	70 - 130	30	m
Carbon tetrachloride	ND	103	96	7.0	104	120	14.3	70 - 130	30	
Chlorobenzene	ND	97	93	4.2	98	99	1.0	70 - 130	30	
Chloroethane	ND	104	96	8.0	78	97	21.7	70 - 130	30	
Chloroform	ND	116	106	9.0	115	124	7.5	70 - 130	30	
Chloromethane	ND	90	81	10.5	79	57	32.4	70 - 130	30	m,r
cis-1,2-Dichloroethene	ND	110	100	9.5	99	112	12.3	70 - 130	30	
cis-1,3-Dichloropropene	ND	95	91	4.3	94	98	4.2	70 - 130	30	
Dibromochloromethane	ND	99	99	0.0	100	99	1.0	70 - 130	30	
Dibromoethane	ND	99	99	0.0	102	103	1.0	70 - 130	30	
Dibromomethane	ND	107	95	11.9	100	98	2.0	70 - 130	30	
Dichlorodifluoromethane	ND	85	77	9.9	<40	75	NC	70 - 130	30	m
Ethylbenzene	ND	98	94	4.2	97	98	1.0	70 - 130	30	
Hexachlorobutadiene	ND	81	81	0.0	78	85	8.6	70 - 130	30	
Isopropylbenzene	ND	93	90	3.3	90	94	4.3	70 - 130	30	
m&p-Xylene	ND	93	91	2.2	93	96	3.2	70 - 130	30	
Methyl ethyl ketone	ND	80	81	1.2	98	107	8.8	70 - 130	30	
Methyl t-butyl ether (MTBE)	ND	95	98	3.1	101	101	0.0	70 - 130	30	
Methylene chloride	ND	90	91	1.1	77	91	16.7	70 - 130	30	
Naphthalene	ND	119	131	9.6	63	114	57.6	70 - 130	30	l,m,r
n-Butylbenzene	ND	94	89	5.5	85	92	7.9	70 - 130	30	
n-Propylbenzene	ND	90	83	8.1	89	93	4.4	70 - 130	30	
o-Xylene	ND	102	100	2.0	102	104	1.9	70 - 130	30	
p-Isopropyltoluene	ND	100	96	4.1	89	96	7.6	70 - 130	30	
sec-Butylbenzene	ND	96	92	4.3	93	99	6.3	70 - 130	30	
Styrene	ND	103	102	1.0	104	102	1.9	70 - 130	30	

QA/QC Data

SDG I.D.: GBB55453

Parameter	Blank	LCS %	LCSD %	LCS RPD	MS %	MSD %	MS RPD	% Rec Limits	% RPD Limits
tert-Butylbenzene	ND	93	89	4.4	89	93	4.4	70 - 130	30
Tetrachloroethene	ND	89	86	3.4	85	89	4.6	70 - 130	30
Tetrahydrofuran (THF)	ND	102	95	7.1	104	107	2.8	70 - 130	30
Toluene	ND	99	93	6.3	98	105	6.9	70 - 130	30
trans-1,2-Dichloroethene	ND	98	87	11.9	91	99	8.4	70 - 130	30
trans-1,3-Dichloropropene	ND	99	97	2.0	98	100	2.0	70 - 130	30
trans-1,4-dichloro-2-butene	ND	101	99	2.0	97	91	6.4	70 - 130	30
Trichloroethene	ND	93	90	3.3	93	96	3.2	70 - 130	30
Trichlorofluoromethane	ND	105	99	5.9	87	92	5.6	70 - 130	30
Trichlorotrifluoroethane	ND	103	92	11.3	87	95	8.8	70 - 130	30
Vinyl chloride	ND	94	86	8.9	86	91	5.6	70 - 130	30
% 1,2-dichlorobenzene-d4	96	98	95	3.1	96	95	1.0	70 - 130	30
% Bromofluorobenzene	94	99	100	1.0	101	102	1.0	70 - 130	30
% Dibromofluoromethane	84	107	110	2.8	110	118	7.0	70 - 130	30
% Toluene-d8	100	99	98	1.0	98	102	4.0	70 - 130	30

Comment:

A blank MS/MSD was analyzed with this batch.

QA/QC Batch 196590, QC Sample No: BB55468 (BB55465, BB55466, BB55467, BB55468)

Volatiles - Ground Water

1,1,1,2-Tetrachloroethane	ND	102	102	0.0	99	103	4.0	70 - 130	30
1,1,1-Trichloroethane	ND	87	103	16.8	104	114	9.2	70 - 130	30
1,1,2,2-Tetrachloroethane	ND	92	98	6.3	93	95	2.1	70 - 130	30
1,1,2-Trichloroethane	ND	97	99	2.0	94	101	7.2	70 - 130	30
1,1-Dichloroethane	ND	100	101	1.0	95	109	13.7	70 - 130	30
1,1-Dichloroethene	ND	99	96	3.1	96	103	7.0	70 - 130	30
1,1-Dichloropropene	ND	101	85	17.2	83	100	18.6	70 - 130	30
1,2,3-Trichlorobenzene	ND	99	112	12.3	85	104	20.1	70 - 130	30
1,2,3-Trichloropropane	ND	104	105	1.0	102	102	0.0	70 - 130	30
1,2,4-Trichlorobenzene	ND	100	107	6.8	87	107	20.6	70 - 130	30
1,2,4-Trimethylbenzene	ND	106	101	4.8	95	105	10.0	70 - 130	30
1,2-Dibromo-3-chloropropane	ND	96	100	4.1	97	103	6.0	70 - 130	30
1,2-Dichlorobenzene	ND	91	90	1.1	87	96	9.8	70 - 130	30
1,2-Dichloroethane	ND	98	95	3.1	93	104	11.2	70 - 130	30
1,2-Dichloropropane	ND	94	108	13.9	90	94	4.3	70 - 130	30
1,3,5-Trimethylbenzene	ND	106	101	4.8	94	104	10.1	70 - 130	30
1,3-Dichlorobenzene	ND	99	96	3.1	91	100	9.4	70 - 130	30
1,3-Dichloropropane	ND	97	100	3.0	96	98	2.1	70 - 130	30
1,4-Dichlorobenzene	ND	94	92	2.2	89	98	9.6	70 - 130	30
2,2-Dichloropropane	ND	90	98	8.5	73	79	7.9	70 - 130	30
2-Chlorotoluene	ND	94	90	4.3	88	98	10.8	70 - 130	30
2-Hexanone	ND	91	95	4.3	95	89	6.5	70 - 130	30
2-Isopropyltoluene	ND	99	96	3.1	91	103	12.4	70 - 130	30
4-Chlorotoluene	ND	96	96	0.0	93	100	7.3	70 - 130	30
4-Methyl-2-pentanone	ND	94	105	11.1	95	97	2.1	70 - 130	30
Acetone	ND	81	98	19.0	89	95	6.5	70 - 130	30
Acrylonitrile	ND	115	117	1.7	115	118	2.6	70 - 130	30
Benzene	ND	96	89	7.6	87	101	14.9	70 - 130	30
Bromobenzene	ND	89	88	1.1	83	89	7.0	70 - 130	30
Bromochloromethane	ND	99	109	9.6	113	117	3.5	70 - 130	30
Bromodichloromethane	ND	99	108	8.7	89	96	7.6	70 - 130	30
Bromoform	ND	98	99	1.0	99	96	3.1	70 - 130	30
Bromomethane	ND	115	108	6.3	95	112	16.4	70 - 130	30

QA/QC Data

SDG I.D.: GBB55453

Parameter	Blank	LCS %	LCSD %	LCS RPD	MS %	MSD %	MS RPD	% Rec Limits	% RPD Limits
Carbon Disulfide	ND	92	92	0.0	86	93	7.8	70 - 130	30
Carbon tetrachloride	ND	94	97	3.1	97	119	20.4	70 - 130	30
Chlorobenzene	ND	94	93	1.1	94	101	7.2	70 - 130	30
Chloroethane	ND	107	102	4.8	103	106	2.9	70 - 130	30
Chloroform	ND	100	114	13.1	112	117	4.4	70 - 130	30
Chloromethane	ND	89	90	1.1	79	89	11.9	70 - 130	30
cis-1,2-Dichloroethene	ND	101	103	2.0	104	108	3.8	70 - 130	30
cis-1,3-Dichloropropene	ND	97	96	1.0	84	93	10.2	70 - 130	30
Dibromochloromethane	ND	97	98	1.0	98	100	2.0	70 - 130	30
Dibromoethane	ND	99	101	2.0	94	103	9.1	70 - 130	30
Dibromomethane	ND	95	106	10.9	93	97	4.2	70 - 130	30
Dichlorodifluoromethane	ND	93	88	5.5	76	81	6.4	70 - 130	30
Ethylbenzene	ND	97	94	3.1	94	103	9.1	70 - 130	30
Hexachlorobutadiene	ND	79	81	2.5	77	97	23.0	70 - 130	30
Isopropylbenzene	ND	97	92	5.3	88	101	13.8	70 - 130	30
m&p-Xylene	ND	93	89	4.4	90	99	9.5	70 - 130	30
Methyl ethyl ketone	ND	83	87	4.7	99	89	10.6	70 - 130	30
Methyl t-butyl ether (MTBE)	ND	101	104	2.9	93	100	7.3	70 - 130	30
Methylene chloride	ND	93	95	2.1	88	90	2.2	70 - 130	30
Naphthalene	ND	111	140	23.1	64	120	60.9	70 - 130	30
n-Butylbenzene	ND	92	93	1.1	83	96	14.5	70 - 130	30
n-Propylbenzene	ND	87	87	0.0	86	95	9.9	70 - 130	30
o-Xylene	ND	101	98	3.0	99	107	7.8	70 - 130	30
p-Isopropyltoluene	ND	99	98	1.0	89	101	12.6	70 - 130	30
sec-Butylbenzene	ND	94	94	0.0	92	103	11.3	70 - 130	30
Styrene	ND	101	99	2.0	99	104	4.9	70 - 130	30
tert-Butylbenzene	ND	95	90	5.4	88	99	11.8	70 - 130	30
Tetrachloroethene	ND	88	86	2.3	84	94	11.2	70 - 130	30
Tetrahydrofuran (THF)	ND	84	99	16.4	103	102	1.0	70 - 130	30
Toluene	ND	98	97	1.0	90	102	12.5	70 - 130	30
trans-1,2-Dichloroethene	ND	95	96	1.0	92	95	3.2	70 - 130	30
trans-1,3-Dichloropropene	ND	100	98	2.0	86	96	11.0	70 - 130	30
trans-1,4-dichloro-2-butene	ND	96	102	6.1	80	83	3.7	70 - 130	30
Trichloroethene	ND	92	90	2.2	89	102	13.6	70 - 130	30
Trichlorofluoromethane	ND	105	104	1.0	91	93	2.2	70 - 130	30
Trichlorotrifluoroethane	ND	98	96	2.1	93	100	7.3	70 - 130	30
Vinyl chloride	ND	98	95	3.1	84	95	12.3	70 - 130	30
% 1,2-dichlorobenzene-d4	97	96	97	1.0	96	96	0.0	70 - 130	30
% Bromofluorobenzene	94	100	101	1.0	101	99	2.0	70 - 130	30
% Dibromofluoromethane	118	86	108	22.7	111	113	1.8	70 - 130	30
% Toluene-d8	98	102	99	3.0	94	98	4.2	70 - 130	30

l,m,r

Comment:

A blank MS/MSD was analyzed with this batch.

QA/QC Batch 196453, QC Sample No: BB55480 (BB55453, BB55454, BB55455, BB55456, BB55457, BB55458, BB55459, BB55460, BB55461, BB55462, BB55463)

Pesticides - Solid

4,4' -DDD	ND	66	77	15.4	80	86	7.2	40 - 140	30
4,4' -DDE	ND	68	79	15.0	82	88	7.1	40 - 140	30
4,4' -DDT	ND	67	79	16.4	81	87	7.1	40 - 140	30
a-BHC	ND	69	81	16.0	84	89	5.8	40 - 140	30
Alachlor	ND	N/A	N/A	NC	N/A	N/A	NC	40 - 140	30
Aldrin	ND	68	79	15.0	83	87	4.7	40 - 140	30

QA/QC Data

SDG I.D.: GBB55453

Parameter	Blank	LCS %	LCSD %	LCS RPD	MS %	MSD %	MS RPD	% Rec Limits	% RPD Limits
b-BHC	ND	65	75	14.3	78	82	5.0	40 - 140	30
Chlordane	ND	N/A	N/A	NC	N/A	N/A	NC	40 - 140	30
d-BHC	ND	68	79	15.0	83	87	4.7	40 - 140	30
Dieldrin	ND	66	77	15.4	81	85	4.8	40 - 140	30
Endosulfan I	ND	63	74	16.1	77	82	6.3	40 - 140	30
Endosulfan II	ND	56	71	23.6	78	83	6.2	40 - 140	30
Endosulfan sulfate	ND	61	73	17.9	78	82	5.0	40 - 140	30
Endrin	ND	63	75	17.4	83	88	5.8	40 - 140	30
Endrin aldehyde	ND	58	74	24.2	90	95	5.4	40 - 140	30
Endrin ketone	ND	67	79	16.4	81	86	6.0	40 - 140	30
g-BHC	ND	69	80	14.8	83	87	4.7	40 - 140	30
Heptachlor	ND	67	77	13.9	81	85	4.8	40 - 140	30
Heptachlor epoxide	ND	64	73	13.1	76	81	6.4	40 - 140	30
Methoxychlor	ND	65	75	14.3	80	85	6.1	40 - 140	30
Toxaphene	ND	N/A	N/A	NC	N/A	N/A	NC	40 - 140	30
% DCBP	86	70	80	13.3	83	88	5.8	30 - 150	30
% TCMX	84	70	81	14.6	82	87	5.9	30 - 150	30

QA/QC Batch 196473, QC Sample No: BB55480 (BB55462, BB55463)

Polychlorinated Biphenyls - Solid

PCB-1016	ND	100	102	2.0	86	81	6.0	40 - 140	30
PCB-1221	ND							40 - 140	30
PCB-1232	ND							40 - 140	30
PCB-1242	ND							40 - 140	30
PCB-1248	ND							40 - 140	30
PCB-1254	ND							40 - 140	30
PCB-1260	ND	93	97	4.2	84	77	8.7	40 - 140	30
PCB-1262	ND							40 - 140	30
PCB-1268	ND							40 - 140	30
% DCBP (Surrogate Rec)	85	77	82	6.3	72	65	10.2	30 - 150	30
% TCMX (Surrogate Rec)	84	78	82	5.0	67	64	4.6	30 - 150	30

QA/QC Batch 196682, QC Sample No: BB55913 (BB55453, BB55455, BB55457, BB55459, BB55461, BB55463)

Volatiles - Solid

1,1,1,2-Tetrachloroethane	ND	94	94	0.0	109	113	3.6	70 - 130	30
1,1,1-Trichloroethane	ND	89	83	7.0	114	109	4.5	70 - 130	30
1,1,2,2-Tetrachloroethane	ND	93	99	6.3	97	104	7.0	70 - 130	30
1,1,2-Trichloroethane	ND	93	98	5.2	106	112	5.5	70 - 130	30
1,1-Dichloroethane	ND	94	84	11.2	121	108	11.4	70 - 130	30
1,1-Dichloroethene	ND	76	77	1.3	106	111	4.6	70 - 130	30
1,1-Dichloropropene	ND	83	79	4.9	111	103	7.5	70 - 130	30
1,2,3-Trichlorobenzene	ND	88	100	12.8	100	115	14.0	70 - 130	30
1,2,3-Trichloropropane	ND	100	116	14.8	114	128	11.6	70 - 130	30
1,2,4-Trichlorobenzene	ND	80	88	9.5	98	103	5.0	70 - 130	30
1,2,4-Trimethylbenzene	ND	92	99	7.3	115	122	5.9	70 - 130	30
1,2-Dibromo-3-chloropropane	ND	100	115	14.0	107	126	16.3	70 - 130	30
1,2-Dichlorobenzene	ND	88	92	4.4	108	115	6.3	70 - 130	30
1,2-Dichloroethane	ND	85	92	7.9	100	106	5.8	70 - 130	30
1,2-Dichloropropane	ND	93	96	3.2	110	113	2.7	70 - 130	30
1,3,5-Trimethylbenzene	ND	94	101	7.2	117	125	6.6	70 - 130	30
1,3-Dichlorobenzene	ND	86	88	2.3	109	112	2.7	70 - 130	30
1,3-Dichloropropane	ND	96	100	4.1	108	111	2.7	70 - 130	30
1,4-Dichlorobenzene	ND	85	87	2.3	107	110	2.8	70 - 130	30
2,2-Dichloropropane	ND	85	81	4.8	110	103	6.6	70 - 130	30

QA/QC Data

SDG I.D.: GBB55453

Parameter	Blank	LCS %	LCSD %	LCS RPD	MS %	MSD %	MS RPD	% Rec Limits	% RPD Limits
2-Chlorotoluene	ND	94	98	4.2	120	125	4.1	70 - 130	30
2-Hexanone	ND	77	83	7.5	92	91	1.1	70 - 130	30
2-Isopropyltoluene	ND	93	97	4.2	116	125	7.5	70 - 130	30
4-Chlorotoluene	ND	88	90	2.2	116	117	0.9	70 - 130	30
4-Methyl-2-pentanone	ND	81	92	12.7	92	100	8.3	70 - 130	30
Acetone	ND	65	86	27.8	86	100	15.1	70 - 130	30
Acrylonitrile	ND	100	94	6.2	112	104	7.4	70 - 130	30
Benzene	ND	89	93	4.4	110	116	5.3	70 - 130	30
Bromobenzene	ND	94	99	5.2	117	119	1.7	70 - 130	30
Bromochloromethane	ND	92	85	7.9	114	105	8.2	70 - 130	30
Bromodichloromethane	ND	92	93	1.1	105	109	3.7	70 - 130	30
Bromoform	ND	93	93	0.0	100	103	3.0	70 - 130	30
Bromomethane	ND	71	68	4.3	95	92	3.2	70 - 130	30
Carbon Disulfide	ND	75	78	3.9	100	105	4.9	70 - 130	30
Carbon tetrachloride	ND	85	79	7.3	107	104	2.8	70 - 130	30
Chlorobenzene	ND	87	88	1.1	105	107	1.9	70 - 130	30
Chloroethane	ND	83	81	2.4	113	103	9.3	70 - 130	30
Chloroform	ND	92	85	7.9	115	105	9.1	70 - 130	30
Chloromethane	ND	86	89	3.4	116	120	3.4	70 - 130	30
cis-1,2-Dichloroethene	ND	96	88	8.7	123	110	11.2	70 - 130	30
cis-1,3-Dichloropropene	ND	89	92	3.3	105	111	5.6	70 - 130	30
Dibromochloromethane	ND	94	94	0.0	105	109	3.7	70 - 130	30
Dibromoethane	ND	95	101	6.1	107	112	4.6	70 - 130	30
Dibromomethane	ND	93	96	3.2	107	110	2.8	70 - 130	30
Dichlorodifluoromethane	ND	89	69	25.3	127	94	29.9	70 - 130	30
Ethylbenzene	ND	90	89	1.1	110	109	0.9	70 - 130	30
Hexachlorobutadiene	ND	78	86	9.8	104	119	13.5	70 - 130	30
Isopropylbenzene	ND	96	99	3.1	122	129	5.6	70 - 130	30
m&p-Xylene	ND	87	87	0.0	109	108	0.9	70 - 130	30
Methyl ethyl ketone	ND	84	80	4.9	111	93	17.6	70 - 130	30
Methyl t-butyl ether (MTBE)	ND	84	88	4.7	92	97	5.3	70 - 130	30
Methylene chloride	ND	83	83	0.0	104	108	3.8	70 - 130	30
Naphthalene	ND	100	118	16.5	112	132	16.4	70 - 130	30
n-Butylbenzene	ND	87	91	4.5	111	115	3.5	70 - 130	30
n-Propylbenzene	ND	89	92	3.3	121	124	2.4	70 - 130	30
o-Xylene	ND	91	91	0.0	112	111	0.9	70 - 130	30
p-Isopropyltoluene	ND	95	98	3.1	117	120	2.5	70 - 130	30
sec-Butylbenzene	ND	92	94	2.2	120	126	4.9	70 - 130	30
Styrene	ND	91	90	1.1	110	109	0.9	70 - 130	30
tert-Butylbenzene	ND	94	97	3.1	122	131	7.1	70 - 130	30
Tetrachloroethene	ND	83	84	1.2	105	108	2.8	70 - 130	30
Tetrahydrofuran (THF)	ND	96	94	2.1	105	97	7.9	70 - 130	30
Toluene	ND	88	92	4.4	109	112	2.7	70 - 130	30
trans-1,2-Dichloroethene	ND	77	80	3.8	103	107	3.8	70 - 130	30
trans-1,3-Dichloropropene	ND	88	92	4.4	102	106	3.8	70 - 130	30
trans-1,4-dichloro-2-butene	ND	97	103	6.0	105	113	7.3	70 - 130	30
Trichloroethene	ND	89	95	6.5	121	126	4.0	70 - 130	30
Trichlorofluoromethane	ND	89	91	2.2	103	106	2.9	70 - 130	30
Trichlorotrifluoroethane	ND	77	80	3.8	102	104	1.9	70 - 130	30
Vinyl chloride	ND	83	83	0.0	114	113	0.9	70 - 130	30
% 1,2-dichlorobenzene-d4	100	100	103	3.0	102	104	1.9	70 - 130	30
% Bromofluorobenzene	96	99	95	4.1	98	95	3.1	70 - 130	30
% Dibromofluoromethane	90	100	90	10.5	103	95	8.1	70 - 130	30

QA/QC Data

SDG I.D.: GBB55453

Parameter	Blank	LCS %	LCSD %	LCS RPD	MS %	MSD %	MS RPD	% Rec Limits	% RPD Limits
% Toluene-d8	101	101	102	1.0	102	103	1.0	70 - 130	30


Comment:

A blank MS/MSD was analyzed with this batch.

l = This parameter is outside laboratory lcs/lcsd specified recovery limits.
m = This parameter is outside laboratory ms/msd specified recovery limits.
r = This parameter is outside laboratory rpd specified recovery limits.

If there are any questions regarding this data, please call Phoenix Client Services at extension 200.

- RPD - Relative Percent Difference
- LCS - Laboratory Control Sample
- LCSD - Laboratory Control Sample Duplicate
- MS - Matrix Spike
- MS Dup - Matrix Spike Duplicate
- NC - No Criteria


Phyllis Shiller, Laboratory Director
March 26, 2012

NY/NJ CHAIN OF CUSTODY RECORD



587 East Middle Turnpike, P.O. Box 370, Manchester, CT 06040
 Email: info@phoenixlabs.com Fax (860) 645-0823

Client Services (860) 645-8726

Data Delivery:
 Fax #:
 Email: US@PHOENIXLABS.COM

Customer: CRB
 Address: 1808 WARDLE COUNTRY RD
RIDGE NY

Project: 11 JACKSON STREET, BROOKLYN, NY
 Report to: Charles Sosik
 Invoice to: Space

Project P.O.:
 Phone #: 631 504 6000
 Fax #:

Sampler's Signature: [Signature] Date: 3/19/12

Client Sample - Information - Identification

Phoenix Sample #	Customer Sample Identification	Sample Matrix	Date Sampled	Time Sampled
55453	B1 0-2'	S	3/16/12	900
55454	B1 4-6'			910
55455	B2 0-2'			930
55456	B2 4-6'			940
55457	B3 0-2'			1000
55458	B3 4-6'			1020
55459	B4 0-2'			1030
55460	B4 4-6'			1040
55461	B5 0-2'			1050
55462	B5 4-6'			1100
55463	soil duplicate	↓	↓	
55464	gw duplicate	↓	↓	

Analysis Request

Res. Criteria
 Non-Res. Criteria
 Impact to GW Soil Cleanup Criteria
 GW Criteria

TOGS GA GW
 CP-51 Soil
 NY375 Unrestricted Soil
 NY375 Residential Soil
 NY375 Restricted Soil
 Non-Residential Soil

Phoenix Std Report
 Excel
 PDF
 GIS/Key
 EQUIS
 NJ HazSite EDD
 NY EZ EDD (ASP)
 Other

Data Package
 NJ Reduced Deliv.
 NY Enhanced (ASP B)
 Other

Turnaround:	Date:	Time:
<input type="checkbox"/> 1 Day*	3/19/12	12:19
<input type="checkbox"/> 2 Days*	3/19/12	17:21
<input type="checkbox"/> 3 Days*		
<input checked="" type="checkbox"/> 5 Days		
<input type="checkbox"/> 10 Days		
<input type="checkbox"/> Other		

Refrigerated by: [Signature] Accepted by: [Signature]

Comments, Special Requirements or Regulations:
E SITE PRICING

State where samples were collected: NJ

NY/NJ CHAIN OF CUSTODY RECORD



587 East Middle Turnpike, P.O. Box 370, Manchester, CT 06040
 Email: info@phoenixlabs.com Fax (860) 645-0823

Client Services (860) 645-8726

Data Delivery:

Fax #:

Email:

csosik@ebsinc.com

Customer: EBC
 Address: 1808 Middle Country Rd
Ridge NJ

Project: 11 JACKSON ST, BRIDGE NJ
 Report to: Charlie Sosik
 Invoice to: Same
 Project P.O.:
 Phone #: 631 504 6000
 Fax #:

Sampler's Signature: [Signature]
 Date: 3.19.12

Analysis Request
 Soil VOA [] Methanol [] S. Benzene [] H2O
 40 ml VOA Vial [] As is [] H2SO4
 GL Soil container []
 40 ml VOA Vial [] As is [] H2SO4
 GL Amber 1000ml [] As is [] H2SO4
 PL As is [] H2SO4 [] 250ml [] 500ml [] 1000ml
 PL H2SO4 [] 250ml [] 500ml [] 1000ml
 PL H2SO4 [] 250ml [] 500ml [] 1000ml
 Backers Bottle

Matrix Code: WW=wastewater S=soil/solid O=oil
 DW=drinking water SL=sludge A=air X=other

Phoenix Sample #	Customer Sample Identification	Sample Matrix	Date Sampled	Time Sampled
55465	gw1	gw	3.16.12	1130
55466	gw2	↓	↓	1200
55467	gw3	↓	↓	1230
55468	trip blank	gw	3.16.12	

Turnaround:	NJ	NY	Data Format
<input type="checkbox"/> 1 Day*	<input type="checkbox"/> Res. Criteria	<input type="checkbox"/> TOGS GA GW	<input type="checkbox"/> Phoenix Std Report
<input type="checkbox"/> 2 Days*	<input type="checkbox"/> Non-Res. Criteria	<input type="checkbox"/> CP-51 Soil	<input checked="" type="checkbox"/> Excel
<input type="checkbox"/> 3 Days*	<input type="checkbox"/> Impact to GW Soil	<input type="checkbox"/> NY375 Unrestricted Soil	<input checked="" type="checkbox"/> PDF
<input checked="" type="checkbox"/> 5 Days	<input type="checkbox"/> Cleanup Criteria	<input type="checkbox"/> NY375 Residential Soil	<input checked="" type="checkbox"/> GIS/Key
<input type="checkbox"/> 10 Days	<input type="checkbox"/> GW Criteria	<input type="checkbox"/> NY375 Residential Soil	<input type="checkbox"/> EQUIS
<input type="checkbox"/> Other		<input type="checkbox"/> NY375 Restricted Non-Residential Soil	<input type="checkbox"/> NJ Hazsite EDD
* SURCHARGE APPLIES			<input type="checkbox"/> NY EZ EDD (ASP)

Relinquished by: [Signature] Accepted by: [Signature]
 Date: 3-19-12 Time: 13:19
 Date: 3-19-12 Time: 17:21
 Comments, Special Requirements or Regulations:
Estelprinc
 State where samples were collected: NJ
 Data Package:
 NJ Reduced Deliv. *
 NY Enhanced (ASP B) *
 Other



Wednesday, May 15, 2013

Attn: Mr. Charles B. Sosik, P.G.
Environmental Business Consultants
1808 Middle Country Rd
Ridge NY 11961-2406

Project ID: 11 JACKSON ST.
Sample ID#s: BD70294 - BD70295

This laboratory is in compliance with the NELAC requirements of procedures used except where indicated.

This report contains results for the parameters tested, under the sampling conditions described on the Chain Of Custody, as received by the laboratory.

All soils, solids and sludges are reported on a dry weight basis unless otherwise noted in the sample comments.

A scanned version of the COC form accompanies the analytical report and is an exact duplicate of the original.

If you have any questions concerning this testing, please do not hesitate to contact Phoenix Client Services at ext. 200.

Sincerely yours,

A handwritten signature in black ink that reads "Phyllis Shiller". The signature is written in a cursive style.

Phyllis Shiller
Laboratory Director

NELAC - #NY11301
CT Lab Registration #PH-0618
MA Lab Registration #MA-CT-007
ME Lab Registration #CT-007
NH Lab Registration #213693-A,B

NJ Lab Registration #CT-003
NY Lab Registration #11301
PA Lab Registration #68-03530
RI Lab Registration #63
VT Lab Registration #VT11301



Environmental Laboratories, Inc.
 587 East Middle Turnpike, P.O.Box 370, Manchester, CT 06045
 Tel. (860) 645-1102 Fax (860) 645-0823



Analysis Report

May 15, 2013

FOR: Attn: Mr. Charles B. Sosik, P.G.
 Environmental Business Consultants
 1808 Middle Country Rd
 Ridge NY 11961-2406

Sample Information

Matrix: SOIL
 Location Code: EBC
 Rush Request: 72 Hour
 P.O.#:

Custody Information

Collected by:
 Received by: LB
 Analyzed by: see "By" below

Date: 05/08/13
 05/09/13
 Time: 0:00
 16:05

Laboratory Data

SDG ID: GBD70294
 Phoenix ID: BD70294

Project ID: 11 JACKSON ST.
 Client ID: B6 0-2

Parameter	Result	RL/ PQL	Units	Date/Time	By	Reference
Percent Solid	94		%	05/10/13	JL	E160.3
Field Extraction	Completed			05/08/13		SW5035

Volatiles

1,1,1,2-Tetrachloroethane	ND	6.2	ug/Kg	05/11/13	R/J	SW8260
1,1,1-Trichloroethane	ND	6.2	ug/Kg	05/11/13	R/J	SW8260
1,1,2,2-Tetrachloroethane	ND	3.7	ug/Kg	05/11/13	R/J	SW8260
1,1,2-Trichloroethane	ND	6.2	ug/Kg	05/11/13	R/J	SW8260
1,1-Dichloroethane	ND	6.2	ug/Kg	05/11/13	R/J	SW8260
1,1-Dichloroethene	ND	6.2	ug/Kg	05/11/13	R/J	SW8260
1,1-Dichloropropene	ND	6.2	ug/Kg	05/11/13	R/J	SW8260
1,2,3-Trichlorobenzene	ND	6.2	ug/Kg	05/11/13	R/J	SW8260
1,2,3-Trichloropropane	ND	6.2	ug/Kg	05/11/13	R/J	SW8260
1,2,4-Trichlorobenzene	ND	6.2	ug/Kg	05/11/13	R/J	SW8260
1,2,4-Trimethylbenzene	ND	6.2	ug/Kg	05/11/13	R/J	SW8260
1,2-Dibromo-3-chloropropane	ND	6.2	ug/Kg	05/11/13	R/J	SW8260
1,2-Dibromoethane	ND	6.2	ug/Kg	05/11/13	R/J	SW8260
1,2-Dichlorobenzene	ND	6.2	ug/Kg	05/11/13	R/J	SW8260
1,2-Dichloroethane	ND	6.2	ug/Kg	05/11/13	R/J	SW8260
1,2-Dichloropropane	ND	6.2	ug/Kg	05/11/13	R/J	SW8260
1,3,5-Trimethylbenzene	ND	6.2	ug/Kg	05/11/13	R/J	SW8260
1,3-Dichlorobenzene	ND	6.2	ug/Kg	05/11/13	R/J	SW8260
1,3-Dichloropropane	ND	6.2	ug/Kg	05/11/13	R/J	SW8260
1,4-Dichlorobenzene	ND	6.2	ug/Kg	05/11/13	R/J	SW8260
2,2-Dichloropropane	ND	6.2	ug/Kg	05/11/13	R/J	SW8260
2-Chlorotoluene	ND	6.2	ug/Kg	05/11/13	R/J	SW8260
2-Hexanone	ND	31	ug/Kg	05/11/13	R/J	SW8260
2-Isopropyltoluene	ND	6.2	ug/Kg	05/11/13	R/J	SW8260
4-Chlorotoluene	ND	6.2	ug/Kg	05/11/13	R/J	SW8260

Parameter	Result	RL/ PQL	Units	Date/Time	By	Reference
4-Methyl-2-pentanone	ND	31	ug/Kg	05/11/13	R/J	SW8260
Acetone	ND	37	ug/Kg	05/11/13	R/J	SW8260
Acrylonitrile	ND	6.2	ug/Kg	05/11/13	R/J	SW8260
Benzene	ND	6.2	ug/Kg	05/11/13	R/J	SW8260
Bromobenzene	ND	6.2	ug/Kg	05/11/13	R/J	SW8260
Bromochloromethane	ND	6.2	ug/Kg	05/11/13	R/J	SW8260
Bromodichloromethane	ND	6.2	ug/Kg	05/11/13	R/J	SW8260
Bromoform	ND	6.2	ug/Kg	05/11/13	R/J	SW8260
Bromomethane	ND	6.2	ug/Kg	05/11/13	R/J	SW8260
Carbon Disulfide	ND	6.2	ug/Kg	05/11/13	R/J	SW8260
Carbon tetrachloride	ND	6.2	ug/Kg	05/11/13	R/J	SW8260
Chlorobenzene	ND	6.2	ug/Kg	05/11/13	R/J	SW8260
Chloroethane	ND	6.2	ug/Kg	05/11/13	R/J	SW8260
Chloroform	ND	6.2	ug/Kg	05/11/13	R/J	SW8260
Chloromethane	ND	6.2	ug/Kg	05/11/13	R/J	SW8260
cis-1,2-Dichloroethene	ND	6.2	ug/Kg	05/11/13	R/J	SW8260
cis-1,3-Dichloropropene	ND	6.2	ug/Kg	05/11/13	R/J	SW8260
Dibromochloromethane	ND	3.7	ug/Kg	05/11/13	R/J	SW8260
Dibromomethane	ND	6.2	ug/Kg	05/11/13	R/J	SW8260
Dichlorodifluoromethane	ND	6.2	ug/Kg	05/11/13	R/J	SW8260
Ethylbenzene	ND	6.2	ug/Kg	05/11/13	R/J	SW8260
Hexachlorobutadiene	ND	6.2	ug/Kg	05/11/13	R/J	SW8260
Isopropylbenzene	ND	6.2	ug/Kg	05/11/13	R/J	SW8260
m&p-Xylene	ND	6.2	ug/Kg	05/11/13	R/J	SW8260
Methyl Ethyl Ketone	ND	37	ug/Kg	05/11/13	R/J	SW8260
Methyl t-butyl ether (MTBE)	ND	12	ug/Kg	05/11/13	R/J	SW8260
Methylene chloride	ND	6.2	ug/Kg	05/11/13	R/J	SW8260
Naphthalene	ND	6.2	ug/Kg	05/11/13	R/J	SW8260
n-Butylbenzene	ND	6.2	ug/Kg	05/11/13	R/J	SW8260
n-Propylbenzene	ND	6.2	ug/Kg	05/11/13	R/J	SW8260
o-Xylene	ND	6.2	ug/Kg	05/11/13	R/J	SW8260
p-Isopropyltoluene	ND	6.2	ug/Kg	05/11/13	R/J	SW8260
sec-Butylbenzene	ND	6.2	ug/Kg	05/11/13	R/J	SW8260
Styrene	ND	6.2	ug/Kg	05/11/13	R/J	SW8260
tert-Butylbenzene	ND	6.2	ug/Kg	05/11/13	R/J	SW8260
Tetrachloroethene	54	6.2	ug/Kg	05/11/13	R/J	SW8260
Tetrahydrofuran (THF)	ND	12	ug/Kg	05/11/13	R/J	SW8260
Toluene	ND	6.2	ug/Kg	05/11/13	R/J	SW8260
Total Xylenes	ND	6.2	ug/Kg	05/11/13	R/J	SW8260
trans-1,2-Dichloroethene	ND	6.2	ug/Kg	05/11/13	R/J	SW8260
trans-1,3-Dichloropropene	ND	6.2	ug/Kg	05/11/13	R/J	SW8260
trans-1,4-dichloro-2-butene	ND	12	ug/Kg	05/11/13	R/J	SW8260
Trichloroethene	8.2	6.2	ug/Kg	05/11/13	R/J	SW8260
Trichlorofluoromethane	ND	6.2	ug/Kg	05/11/13	R/J	SW8260
Trichlorotrifluoroethane	ND	6.2	ug/Kg	05/11/13	R/J	SW8260
Vinyl chloride	ND	6.2	ug/Kg	05/11/13	R/J	SW8260
QA/QC Surrogates						
% 1,2-dichlorobenzene-d4	105		%	05/11/13	R/J	70 - 130 %
% Bromofluorobenzene	95		%	05/11/13	R/J	70 - 130 %
% Dibromofluoromethane	46		%	05/11/13	R/J	70 - 130 %

Parameter	Result	RL/ PQL	Units	Date/Time	By	Reference
% Toluene-d8	104		%	05/11/13	R/J	70 - 130 %

1 = This parameter is not certified by NY NELAC for this matrix. NY NELAC does not offer certification for all parameters at this time.
3 = This parameter exceeds laboratory specified limits.
B = Present in blank, no bias suspected.


RL/PQL=Reporting/Practical Quantitation Level (Equivalent to NELAC LOQ, Limit of Quantitation) ND=Not Detected
BRL=Below Reporting Level

Comments:

**Poor surrogate recovery was observed for volatiles. Sample was analyzed twice with similar results indicating matrix interference.

All soils, solids and sludges are reported on a dry weight basis unless otherwise noted in the sample comments.

If there are any questions regarding this data, please call Phoenix Client Services at extension 200.
This report must not be reproduced except in full as defined by the attached chain of custody.



Phyllis Shiller, Laboratory Director

May 15, 2013

Reviewed and Released by: Greg Lawrence, Assistant Lab Director



Environmental Laboratories, Inc.
 587 East Middle Turnpike, P.O.Box 370, Manchester, CT 06045
 Tel. (860) 645-1102 Fax (860) 645-0823



Analysis Report

May 15, 2013

FOR: Attn: Mr. Charles B. Sosik, P.G.
 Environmental Business Consultants
 1808 Middle Country Rd
 Ridge NY 11961-2406

Sample Information

Matrix: SOIL
 Location Code: EBC
 Rush Request: 72 Hour
 P.O.#:

Custody Information

Collected by:
 Received by: LB
 Analyzed by: see "By" below

Date: 05/08/13
 05/09/13
 Time: 0:00
 16:05

Laboratory Data

SDG ID: GBD70294
 Phoenix ID: BD70295

Project ID: 11 JACKSON ST.
 Client ID: B7 0-2

Parameter	Result	RL/ PQL	Units	Date/Time	By	Reference
Percent Solid	93		%	05/10/13	JL	E160.3
Field Extraction	Completed			05/08/13		SW5035

Volatiles

1,1,1,2-Tetrachloroethane	ND	6.3	ug/Kg	05/12/13	R/J	SW8260
1,1,1-Trichloroethane	ND	6.3	ug/Kg	05/12/13	R/J	SW8260
1,1,2,2-Tetrachloroethane	ND	3.8	ug/Kg	05/12/13	R/J	SW8260
1,1,2-Trichloroethane	ND	6.3	ug/Kg	05/12/13	R/J	SW8260
1,1-Dichloroethane	ND	6.3	ug/Kg	05/12/13	R/J	SW8260
1,1-Dichloroethene	ND	6.3	ug/Kg	05/12/13	R/J	SW8260
1,1-Dichloropropene	ND	6.3	ug/Kg	05/12/13	R/J	SW8260
1,2,3-Trichlorobenzene	ND	6.3	ug/Kg	05/12/13	R/J	SW8260
1,2,3-Trichloropropane	ND	6.3	ug/Kg	05/12/13	R/J	SW8260
1,2,4-Trichlorobenzene	ND	6.3	ug/Kg	05/12/13	R/J	SW8260
1,2,4-Trimethylbenzene	ND	6.3	ug/Kg	05/12/13	R/J	SW8260
1,2-Dibromo-3-chloropropane	ND	6.3	ug/Kg	05/12/13	R/J	SW8260
1,2-Dibromoethane	ND	6.3	ug/Kg	05/12/13	R/J	SW8260
1,2-Dichlorobenzene	ND	6.3	ug/Kg	05/12/13	R/J	SW8260
1,2-Dichloroethane	ND	6.3	ug/Kg	05/12/13	R/J	SW8260
1,2-Dichloropropane	ND	6.3	ug/Kg	05/12/13	R/J	SW8260
1,3,5-Trimethylbenzene	ND	6.3	ug/Kg	05/12/13	R/J	SW8260
1,3-Dichlorobenzene	ND	6.3	ug/Kg	05/12/13	R/J	SW8260
1,3-Dichloropropane	ND	6.3	ug/Kg	05/12/13	R/J	SW8260
1,4-Dichlorobenzene	ND	6.3	ug/Kg	05/12/13	R/J	SW8260
2,2-Dichloropropane	ND	6.3	ug/Kg	05/12/13	R/J	SW8260
2-Chlorotoluene	ND	6.3	ug/Kg	05/12/13	R/J	SW8260
2-Hexanone	ND	31	ug/Kg	05/12/13	R/J	SW8260
2-Isopropyltoluene	ND	6.3	ug/Kg	05/12/13	R/J	SW8260
4-Chlorotoluene	ND	6.3	ug/Kg	05/12/13	R/J	SW8260

Parameter	Result	RL/ PQL	Units	Date/Time	By	Reference
4-Methyl-2-pentanone	ND	31	ug/Kg	05/12/13	R/J	SW8260
Acetone	ND	38	ug/Kg	05/12/13	R/J	SW8260
Acrylonitrile	ND	6.3	ug/Kg	05/12/13	R/J	SW8260
Benzene	ND	6.3	ug/Kg	05/12/13	R/J	SW8260
Bromobenzene	ND	6.3	ug/Kg	05/12/13	R/J	SW8260
Bromochloromethane	ND	6.3	ug/Kg	05/12/13	R/J	SW8260
Bromodichloromethane	ND	6.3	ug/Kg	05/12/13	R/J	SW8260
Bromoform	ND	6.3	ug/Kg	05/12/13	R/J	SW8260
Bromomethane	ND	6.3	ug/Kg	05/12/13	R/J	SW8260
Carbon Disulfide	ND	6.3	ug/Kg	05/12/13	R/J	SW8260
Carbon tetrachloride	ND	6.3	ug/Kg	05/12/13	R/J	SW8260
Chlorobenzene	ND	6.3	ug/Kg	05/12/13	R/J	SW8260
Chloroethane	ND	6.3	ug/Kg	05/12/13	R/J	SW8260
Chloroform	ND	6.3	ug/Kg	05/12/13	R/J	SW8260
Chloromethane	ND	6.3	ug/Kg	05/12/13	R/J	SW8260
cis-1,2-Dichloroethene	ND	6.3	ug/Kg	05/12/13	R/J	SW8260
cis-1,3-Dichloropropene	ND	6.3	ug/Kg	05/12/13	R/J	SW8260
Dibromochloromethane	ND	3.8	ug/Kg	05/12/13	R/J	SW8260
Dibromomethane	ND	6.3	ug/Kg	05/12/13	R/J	SW8260
Dichlorodifluoromethane	ND	6.3	ug/Kg	05/12/13	R/J	SW8260
Ethylbenzene	ND	6.3	ug/Kg	05/12/13	R/J	SW8260
Hexachlorobutadiene	ND	6.3	ug/Kg	05/12/13	R/J	SW8260
Isopropylbenzene	ND	6.3	ug/Kg	05/12/13	R/J	SW8260
m&p-Xylene	ND	6.3	ug/Kg	05/12/13	R/J	SW8260
Methyl Ethyl Ketone	ND	38	ug/Kg	05/12/13	R/J	SW8260
Methyl t-butyl ether (MTBE)	ND	13	ug/Kg	05/12/13	R/J	SW8260
Methylene chloride	ND	6.3	ug/Kg	05/12/13	R/J	SW8260
Naphthalene	ND	6.3	ug/Kg	05/12/13	R/J	SW8260
n-Butylbenzene	ND	6.3	ug/Kg	05/12/13	R/J	SW8260
n-Propylbenzene	ND	6.3	ug/Kg	05/12/13	R/J	SW8260
o-Xylene	ND	6.3	ug/Kg	05/12/13	R/J	SW8260
p-Isopropyltoluene	ND	6.3	ug/Kg	05/12/13	R/J	SW8260
sec-Butylbenzene	ND	6.3	ug/Kg	05/12/13	R/J	SW8260
Styrene	ND	6.3	ug/Kg	05/12/13	R/J	SW8260
tert-Butylbenzene	ND	6.3	ug/Kg	05/12/13	R/J	SW8260
Tetrachloroethene	8.3	6.3	ug/Kg	05/12/13	R/J	SW8260
Tetrahydrofuran (THF)	ND	13	ug/Kg	05/12/13	R/J	SW8260
Toluene	ND	6.3	ug/Kg	05/12/13	R/J	SW8260
Total Xylenes	ND	6.3	ug/Kg	05/12/13	R/J	SW8260
trans-1,2-Dichloroethene	ND	6.3	ug/Kg	05/12/13	R/J	SW8260
trans-1,3-Dichloropropene	ND	6.3	ug/Kg	05/12/13	R/J	SW8260
trans-1,4-dichloro-2-butene	ND	13	ug/Kg	05/12/13	R/J	SW8260
Trichloroethene	53	6.3	ug/Kg	05/12/13	R/J	SW8260
Trichlorofluoromethane	ND	6.3	ug/Kg	05/12/13	R/J	SW8260
Trichlorotrifluoroethane	ND	6.3	ug/Kg	05/12/13	R/J	SW8260
Vinyl chloride	ND	6.3	ug/Kg	05/12/13	R/J	SW8260
QA/QC Surrogates						
% 1,2-dichlorobenzene-d4	101		%	05/12/13	R/J	70 - 130 %
% Bromofluorobenzene	99		%	05/12/13	R/J	70 - 130 %
% Dibromofluoromethane	59		%	05/12/13	R/J	70 - 130 %

Parameter	Result	RL/ PQL	Units	Date/Time	By	Reference
% Toluene-d8	102		%	05/12/13	R/J	70 - 130 %

1 = This parameter is not certified by NY NELAC for this matrix. NY NELAC does not offer certification for all parameters at this time.
3 = This parameter exceeds laboratory specified limits.

RL/PQL=Reporting/Practical Quantitation Level (Equivalent to NELAC LOQ, Limit of Quantitation) ND=Not Detected
BRL=Below Reporting Level


Comments:

**Poor surrogate recovery was observed for volatiles due to matrix interference. Sample was analyzed twice with similar results.

All soils, solids and sludges are reported on a dry weight basis unless otherwise noted in the sample comments.

If there are any questions regarding this data, please call Phoenix Client Services at extension 200.

This report must not be reproduced except in full as defined by the attached chain of custody.



Phyllis Shiller, Laboratory Director

May 15, 2013

Reviewed and Released by: Greg Lawrence, Assistant Lab Director



Environmental Laboratories, Inc.
 587 East Middle Turnpike, P.O.Box 370, Manchester, CT 06045
 Tel. (860) 645-1102 Fax (860) 645-0823



QA/QC Report

May 15, 2013

QA/QC Data

SDG I.D.: GBD70294

Parameter	Blank	LCS %	LCSD %	LCS RPD	MS %	MSD %	MS RPD	% Rec Limits	% RPD Limits
QA/QC Batch 230184, QC Sample No: BD70171 (BD70294)									
<u>Volatiles - Soil</u>									
1,1,1,2-Tetrachloroethane	ND	104	103	1.0	99	104	4.9	70 - 130	30
1,1,1-Trichloroethane	ND	111	105	5.6	109	116	6.2	70 - 130	30
1,1,2,2-Tetrachloroethane	ND	82	83	1.2	131	132	0.8	70 - 130	30 m
1,1,2-Trichloroethane	ND	114	111	2.7	85	88	3.5	70 - 130	30
1,1-Dichloroethane	ND	108	107	0.9	100	108	7.7	70 - 130	30
1,1-Dichloroethene	ND	119	108	9.7	110	117	6.2	70 - 130	30
1,1-Dichloropropene	ND	110	105	4.7	94	103	9.1	70 - 130	30
1,2,3-Trichlorobenzene	ND	74	92	21.7	<40	<40	NC	70 - 130	30 m
1,2,3-Trichloropropane	ND	93	94	1.1	119	136	13.3	70 - 130	30 m
1,2,4-Trichlorobenzene	ND	66	84	24.0	<40	<40	NC	70 - 130	30 l,m
1,2,4-Trimethylbenzene	ND	96	100	4.1	104	112	7.4	70 - 130	30
1,2-Dibromo-3-chloropropane	ND	91	94	3.2	78	82	5.0	70 - 130	30
1,2-Dibromoethane	ND	108	108	0.0	65	64	1.6	70 - 130	30 m
1,2-Dichlorobenzene	ND	90	95	5.4	58	61	5.0	70 - 130	30 m
1,2-Dichloroethane	ND	106	108	1.9	90	90	0.0	70 - 130	30
1,2-Dichloropropane	ND	115	106	8.1	97	101	4.0	70 - 130	30
1,3,5-Trimethylbenzene	ND	97	98	1.0	120	132	9.5	70 - 130	30 m
1,3-Dichlorobenzene	ND	90	93	3.3	62	67	7.8	70 - 130	30 m
1,3-Dichloropropane	ND	103	104	1.0	85	89	4.6	70 - 130	30
1,4-Dichlorobenzene	ND	86	93	7.8	53	57	7.3	70 - 130	30 m
2,2-Dichloropropane	ND	104	101	2.9	103	110	6.6	70 - 130	30
2-Chlorotoluene	ND	98	98	0.0	104	110	5.6	70 - 130	30
2-Hexanone	ND	81	88	8.3	49	47	4.2	70 - 130	30 m
2-Isopropyltoluene	ND	98	102	4.0	125	135	7.7	70 - 130	30 m
4-Chlorotoluene	ND	90	93	3.3	81	88	8.3	70 - 130	30
4-Methyl-2-pentanone	ND	96	99	3.1	80	76	5.1	70 - 130	30
Acetone	ND	89	90	1.1	51	49	4.0	70 - 130	30 m
Acrylonitrile	ND	100	114	13.1	85	85	0.0	70 - 130	30
Benzene	ND	106	102	3.8	94	101	7.2	70 - 130	30
Bromobenzene	ND	94	94	0.0	76	81	6.4	70 - 130	30
Bromochloromethane	ND	104	105	1.0	84	88	4.7	70 - 130	30
Bromodichloromethane	ND	114	107	6.3	90	94	4.3	70 - 130	30
Bromoform	ND	98	102	4.0	72	74	2.7	70 - 130	30
Bromomethane	ND	135	108	22.2	99	132	28.6	70 - 130	30 l,m
Carbon Disulfide	ND	119	108	9.7	97	103	6.0	70 - 130	30
Carbon tetrachloride	ND	111	105	5.6	106	119	11.6	70 - 130	30
Chlorobenzene	ND	99	99	0.0	71	75	5.5	70 - 130	30
Chloroethane	ND	126	113	10.9	114	126	10.0	70 - 130	30
Chloroform	ND	109	105	3.7	101	104	2.9	70 - 130	30
Chloromethane	ND	126	119	5.7	118	123	4.1	70 - 130	30
cis-1,2-Dichloroethene	ND	106	107	0.9	78	87	10.9	70 - 130	30

QA/QC Data

SDG I.D.: GBD70294

Parameter	Blank	LCS %	LCSD %	LCS RPD	MS %	MSD %	MS RPD	% Rec Limits	% RPD Limits	
cis-1,3-Dichloropropene	ND	108	105	2.8	67	69	2.9	70 - 130	30	m
Dibromochloromethane	ND	103	102	1.0	84	88	4.7	70 - 130	30	
Dibromomethane	ND	102	107	4.8	77	76	1.3	70 - 130	30	
Dichlorodifluoromethane	ND	136	127	6.8	113	121	6.8	70 - 130	30	l
Ethylbenzene	ND	98	97	1.0	90	95	5.4	70 - 130	30	
Hexachlorobutadiene	ND	67	92	31.4	87	97	10.9	70 - 130	30	l,r
Isopropylbenzene	ND	104	101	2.9	140	>150	NC	70 - 130	30	m
m&p-Xylene	ND	98	99	1.0	86	91	5.6	70 - 130	30	
Methyl ethyl ketone	ND	75	85	12.5	60	56	6.9	70 - 130	30	m
Methyl t-butyl ether (MTBE)	ND	107	103	3.8	106	110	3.7	70 - 130	30	
Methylene chloride	5.9	113	108	4.5	94	96	2.1	70 - 130	30	
Naphthalene	ND	84	110	26.8	<40	<40	NC	70 - 130	30	m
n-Butylbenzene	ND	82	96	15.7	99	106	6.8	70 - 130	30	
n-Propylbenzene	ND	100	101	1.0	120	132	9.5	70 - 130	30	m
o-Xylene	ND	101	102	1.0	87	92	5.6	70 - 130	30	
p-Isopropyltoluene	ND	93	100	7.3	117	127	8.2	70 - 130	30	
sec-Butylbenzene	ND	98	99	1.0	134	145	7.9	70 - 130	30	m
Styrene	ND	95	98	3.1	58	65	11.4	70 - 130	30	m
tert-Butylbenzene	ND	103	103	0.0	145	>150	NC	70 - 130	30	m
Tetrachloroethene	ND	99	98	1.0	97	104	7.0	70 - 130	30	
Tetrahydrofuran (THF)	ND	103	113	9.3	111	104	6.5	70 - 130	30	
Toluene	ND	109	100	8.6	84	90	6.9	70 - 130	30	
trans-1,2-Dichloroethene	ND	115	105	9.1	93	98	5.2	70 - 130	30	
trans-1,3-Dichloropropene	ND	107	105	1.9	56	58	3.5	70 - 130	30	m
trans-1,4-dichloro-2-butene	ND	96	101	5.1	68	69	1.5	70 - 130	30	m
Trichloroethene	ND	122	118	3.3	82	88	7.1	70 - 130	30	
Trichlorofluoromethane	ND	137	119	14.1	125	135	7.7	70 - 130	30	l,m
Trichlorotrifluoroethane	ND	127	113	11.7	122	128	4.8	70 - 130	30	
Vinyl chloride	ND	136	119	13.3	121	130	7.2	70 - 130	30	l
% 1,2-dichlorobenzene-d4	101	100	100	0.0	105	107	1.9	70 - 130	30	
% Bromofluorobenzene	95	100	102	2.0	81	82	1.2	70 - 130	30	
% Dibromofluoromethane	99	96	102	6.1	102	102	0.0	70 - 130	30	
% Toluene-d8	102	108	101	6.7	100	101	1.0	70 - 130	30	

Comment:

Additional 8260 criteria: 10% of compounds can be outside of acceptance criteria as long as recovery is 40-160%.

QA/QC Batch 230201, QC Sample No: BD70211 (BD70295)

Volatiles - Soil

1,1,1,2-Tetrachloroethane	ND	104	101	2.9	103	105	1.9	70 - 130	30	
1,1,1-Trichloroethane	ND	109	105	3.7	94	98	4.2	70 - 130	30	
1,1,2,2-Tetrachloroethane	ND	106	100	5.8	104	98	5.9	70 - 130	30	
1,1,2-Trichloroethane	ND	106	102	3.8	97	99	2.0	70 - 130	30	
1,1-Dichloroethane	ND	107	106	0.9	100	132	27.6	70 - 130	30	m
1,1-Dichloroethene	ND	106	104	1.9	88	86	2.3	70 - 130	30	
1,1-Dichloropropene	ND	106	107	0.9	105	108	2.8	70 - 130	30	
1,2,3-Trichlorobenzene	ND	111	107	3.7	106	108	1.9	70 - 130	30	
1,2,3-Trichloropropane	ND	101	95	6.1	95	87	8.8	70 - 130	30	
1,2,4-Trichlorobenzene	ND	119	114	4.3	114	117	2.6	70 - 130	30	
1,2,4-Trimethylbenzene	ND	112	112	0.0	112	115	2.6	70 - 130	30	
1,2-Dibromo-3-chloropropane	ND	107	99	7.8	95	89	6.5	70 - 130	30	
1,2-Dibromoethane	ND	106	101	4.8	98	99	1.0	70 - 130	30	
1,2-Dichlorobenzene	ND	104	103	1.0	107	108	0.9	70 - 130	30	
1,2-Dichloroethane	ND	104	101	2.9	91	91	0.0	70 - 130	30	

QA/QC Data

SDG I.D.: GBD70294

Parameter	Blank	LCS %	LCSD %	LCS RPD	MS %	MSD %	MS RPD	% Rec Limits	% RPD Limits
1,2-Dichloropropane	ND	101	99	2.0	100	106	5.8	70 - 130	30
1,3,5-Trimethylbenzene	ND	108	107	0.9	112	114	1.8	70 - 130	30
1,3-Dichlorobenzene	ND	109	109	0.0	111	113	1.8	70 - 130	30
1,3-Dichloropropane	ND	104	98	5.9	100	100	0.0	70 - 130	30
1,4-Dichlorobenzene	ND	108	108	0.0	110	112	1.8	70 - 130	30
2,2-Dichloropropane	ND	123	130	5.5	110	117	6.2	70 - 130	30
2-Chlorotoluene	ND	106	107	0.9	111	112	0.9	70 - 130	30
2-Hexanone	ND	107	93	14.0	52	49	5.9	70 - 130	30 m
2-Isopropyltoluene	ND	106	106	0.0	110	114	3.6	70 - 130	30
4-Chlorotoluene	ND	107	106	0.9	111	114	2.7	70 - 130	30
4-Methyl-2-pentanone	ND	115	103	11.0	82	79	3.7	70 - 130	30
Acetone	ND	126	104	19.1	<40	<40	NC	70 - 130	30 m
Acrylonitrile	ND	108	95	12.8	118	121	2.5	70 - 130	30
Benzene	ND	100	100	0.0	105	108	2.8	70 - 130	30
Bromobenzene	ND	101	102	1.0	107	108	0.9	70 - 130	30
Bromochloromethane	ND	106	103	2.9	103	106	2.9	70 - 130	30
Bromodichloromethane	ND	106	104	1.9	96	99	3.1	70 - 130	30
Bromoform	ND	109	101	7.6	94	94	0.0	70 - 130	30
Bromomethane	ND	103	108	4.7	68	85	22.2	70 - 130	30 m
Carbon Disulfide	ND	108	107	0.9	84	85	1.2	70 - 130	30
Carbon tetrachloride	ND	108	108	0.0	96	102	6.1	70 - 130	30
Chlorobenzene	ND	103	101	2.0	106	109	2.8	70 - 130	30
Chloroethane	ND	104	103	1.0	41	43	4.8	70 - 130	30 m
Chloroform	ND	106	105	0.9	98	102	4.0	70 - 130	30
Chloromethane	ND	99	99	0.0	93	105	12.1	70 - 130	30
cis-1,2-Dichloroethene	ND	108	108	0.0	133	139	4.4	70 - 130	30 m
cis-1,3-Dichloropropene	ND	109	108	0.9	105	108	2.8	70 - 130	30
Dibromochloromethane	ND	108	105	2.8	98	100	2.0	70 - 130	30
Dibromomethane	ND	106	101	4.8	92	95	3.2	70 - 130	30
Dichlorodifluoromethane	ND	104	100	3.9	93	100	7.3	70 - 130	30
Ethylbenzene	ND	103	100	3.0	110	114	3.6	70 - 130	30
Hexachlorobutadiene	ND	109	106	2.8	114	118	3.4	70 - 130	30
Isopropylbenzene	ND	108	108	0.0	114	116	1.7	70 - 130	30
m&p-Xylene	ND	106	104	1.9	112	115	2.6	70 - 130	30
Methyl ethyl ketone	ND	101	85	17.2	45	43	4.5	70 - 130	30 m
Methyl t-butyl ether (MTBE)	ND	112	105	6.5	106	108	1.9	70 - 130	30
Methylene chloride	ND	98	95	3.1	93	98	5.2	70 - 130	30
Naphthalene	ND	108	102	5.7	101	100	1.0	70 - 130	30
n-Butylbenzene	ND	118	114	3.4	115	120	4.3	70 - 130	30
n-Propylbenzene	ND	111	112	0.9	113	115	1.8	70 - 130	30
o-Xylene	ND	111	108	2.7	111	114	2.7	70 - 130	30
p-Isopropyltoluene	ND	115	115	0.0	115	119	3.4	70 - 130	30
sec-Butylbenzene	ND	105	105	0.0	113	116	2.6	70 - 130	30
Styrene	ND	107	104	2.8	110	114	3.6	70 - 130	30
tert-Butylbenzene	ND	105	106	0.9	111	114	2.7	70 - 130	30
Tetrachloroethene	ND	109	107	1.9	112	114	1.8	70 - 130	30
Tetrahydrofuran (THF)	ND	109	95	13.7	86	83	3.6	70 - 130	30
Toluene	ND	102	102	0.0	106	110	3.7	70 - 130	30
trans-1,2-Dichloroethene	ND	110	109	0.9	104	109	4.7	70 - 130	30
trans-1,3-Dichloropropene	ND	112	109	2.7	102	103	1.0	70 - 130	30
trans-1,4-dichloro-2-butene	ND	117	109	7.1	99	96	3.1	70 - 130	30
Trichloroethene	ND	102	102	0.0	102	106	3.8	70 - 130	30
Trichlorofluoromethane	ND	115	112	2.6	<40	<40	NC	70 - 130	30 m

QA/QC Data

SDG I.D.: GBD70294

Parameter	Blank	LCS %	LCSD %	LCS RPD	MS %	MSD %	MS RPD	% Rec Limits	% RPD Limits
Trichlorotrifluoroethane	ND	107	107	0.0	94	93	1.1	70 - 130	30
Vinyl chloride	ND	102	104	1.9	106	116	9.0	70 - 130	30
% 1,2-dichlorobenzene-d4	101	100	99	1.0	99	97	2.0	70 - 130	30
% Bromofluorobenzene	98	104	99	4.9	99	98	1.0	70 - 130	30
% Dibromofluoromethane	105	99	103	4.0	96	99	3.1	70 - 130	30
% Toluene-d8	102	102	101	1.0	100	102	2.0	70 - 130	30


Comment:

Additional 8260 criteria: 10% of compounds can be outside of acceptance criteria as long as recovery is 40-160%.

l = This parameter is outside laboratory lcs/lcsd specified recovery limits.
m = This parameter is outside laboratory ms/msd specified recovery limits.
r = This parameter is outside laboratory rpd specified recovery limits.

If there are any questions regarding this data, please call Phoenix Client Services at extension 200.

RPD - Relative Percent Difference
LCS - Laboratory Control Sample
LCSD - Laboratory Control Sample Duplicate
MS - Matrix Spike
MS Dup - Matrix Spike Duplicate
NC - No Criteria
Intf - Interference



Phyllis Shiller, Laboratory Director

May 15, 2013

Sample Criteria Exceedences Report

GBD70294 - EBC

SampNo	Acode	Phoenix Analyte	Criteria	Result	RL	Criteria	RL Criteria	Analysis Units
--------	-------	-----------------	----------	--------	----	----------	----------------	-------------------

*** No Data to Display ***

Phoenix Laboratories does not assume responsibility for the data contained in this report. It is provided as an additional tool to identify requested criteria exceedences. All efforts are made to ensure the accuracy of the data (obtained from appropriate agencies). A lack of exceedence information does not necessarily suggest conformance to the criteria. It is ultimately the site professional's responsibility to determine appropriate compliance.



Environmental Laboratories, Inc.
587 East Middle Turnpike, P.O.Box 370, Manchester, CT 06045
Tel. (860) 645-1102 Fax (860) 645-0823



NY Temperature Narration

May 15, 2013

SDG I.D.: GBD70294

The samples in this delivery group were received at 4°C.
(Note acceptance criteria is above freezing up to 6°C)



Tuesday, May 14, 2013

Attn: Mr. Charles B. Sosik, P.G.
Environmental Business Consultants
1808 Middle Country Rd
Ridge NY 11961-2406

Project ID: 11 JACKSON ST.
Sample ID#s: BD70291 - BD70293

This laboratory is in compliance with the NELAC requirements of procedures used except where indicated.

This report contains results for the parameters tested, under the sampling conditions described on the Chain Of Custody, as received by the laboratory.

A scanned version of the COC form accompanies the analytical report and is an exact duplicate of the original.

If you have any questions concerning this testing, please do not hesitate to contact Phoenix Client Services at ext. 200.

Sincerely yours,

A handwritten signature in black ink that reads "Phyllis Shiller". The signature is written in a cursive style.

Phyllis Shiller
Laboratory Director

NELAC - #NY11301
CT Lab Registration #PH-0618
MA Lab Registration #MA-CT-007
ME Lab Registration #CT-007
NH Lab Registration #213693-A,B

NJ Lab Registration #CT-003
NY Lab Registration #11301
PA Lab Registration #68-03530
RI Lab Registration #63
VT Lab Registration #VT11301



Environmental Laboratories, Inc.
 587 East Middle Turnpike, P.O.Box 370, Manchester, CT 06045
 Tel. (860) 645-1102 Fax (860) 645-0823

Analysis Report

May 14, 2013

FOR: Attn: Mr. Charles B. Sosik, P.G.
 Environmental Business Consultants
 1808 Middle Country Rd
 Ridge NY 11961-2406

Sample Information

Matrix: AIR
 Location Code: EBC
 Rush Request: 72 Hour
 P.O.#:

Custody Information

Collected by: DM
 Received by: LB
 Analyzed by: see "By" below

Date: 05/08/13 13:30
 05/09/13 16:05

Laboratory Data

SDG ID: GBD70291
 Phoenix ID: BD70291

Project ID: 11 JACKSON ST.
 Client ID: SG4

Parameter	ppbv Result	ppbv RL	ug/m3 Result	ug/m3 RL	Date/Time	By	Reference
Volatiles (TO15)							
1,1,1,2-Tetrachloroethane	ND	0.146	ND	1.00	05/10/13	KCA	TO15 1
1,1,1-Trichloroethane	ND	0.183	ND	1.00	05/10/13	KCA	TO15
1,1,2,2-Tetrachloroethane	ND	0.146	ND	1.00	05/10/13	KCA	TO15
1,1,2-Trichloroethane	ND	0.183	ND	1.00	05/10/13	KCA	TO15
1,1-Dichloroethane	ND	0.247	ND	1.00	05/10/13	KCA	TO15
1,1-Dichloroethene	ND	0.252	ND	1.00	05/10/13	KCA	TO15
1,2,4-Trichlorobenzene	ND	0.135	ND	1.00	05/10/13	KCA	TO15
1,2,4-Trimethylbenzene	3.09	0.204	15.2	1.00	05/10/13	KCA	TO15
1,2-Dibromoethane(EDB)	ND	0.130	ND	1.00	05/10/13	KCA	TO15
1,2-Dichlorobenzene	ND	0.166	ND	1.00	05/10/13	KCA	TO15
1,2-Dichloroethane	ND	0.247	ND	1.00	05/10/13	KCA	TO15
1,2-dichloropropane	ND	0.216	ND	1.00	05/10/13	KCA	TO15
1,2-Dichlorotetrafluoroethane	ND	0.143	ND	1.00	05/10/13	KCA	TO15
1,3,5-Trimethylbenzene	1.28	0.204	6.29	1.00	05/10/13	KCA	TO15
1,3-Butadiene	ND	0.452	ND	1.00	05/10/13	KCA	TO15
1,3-Dichlorobenzene	ND	0.166	ND	1.00	05/10/13	KCA	TO15
1,4-Dichlorobenzene	ND	0.166	ND	1.00	05/10/13	KCA	TO15
1,4-Dioxane	ND	0.278	ND	1.00	05/10/13	KCA	TO15
2-Hexanone(MBK)	ND	0.244	ND	1.00	05/10/13	KCA	TO15 1
4-Ethyltoluene	1.6	0.204	7.86	1.00	05/10/13	KCA	TO15 1
4-Isopropyltoluene	ND	0.182	ND	1.00	05/10/13	KCA	TO15 1
4-Methyl-2-pentanone(MIBK)	0.28	0.244	1.15	1.00	05/10/13	KCA	TO15
Acetone	62.8	0.421	149	1.00	05/10/13	KCA	TO15
Acrylonitrile	ND	0.461	ND	1.00	05/10/13	KCA	TO15
Benzene	0.65	0.313	2.08	1.00	05/10/13	KCA	TO15
Benzyl chloride	ND	0.193	ND	1.00	05/10/13	KCA	TO15
Bromodichloromethane	0.49	0.149	3.28	1.00	05/10/13	KCA	TO15

Client ID: SG4

Parameter	ppbv Result	ppbv RL	ug/m3 Result	ug/m3 RL	Date/Time	By	Reference
Bromoform	ND	0.097	ND	1.00	05/10/13	KCA	TO15
Bromomethane	ND	0.258	ND	1.00	05/10/13	KCA	TO15
Carbon Disulfide	0.34	0.321	1.06	1.00	05/10/13	KCA	TO15
Carbon Tetrachloride	0.06	0.040	0.377	0.25	05/10/13	KCA	TO15
Chlorobenzene	ND	0.217	ND	1.00	05/10/13	KCA	TO15
Chloroethane	ND	0.379	ND	1.00	05/10/13	KCA	TO15
Chloroform	0.94	0.205	4.59	1.00	05/10/13	KCA	TO15
Chloromethane	ND	0.484	ND	1.00	05/10/13	KCA	TO15
Cis-1,2-Dichloroethene	ND	0.252	ND	1.00	05/10/13	KCA	TO15
cis-1,3-Dichloropropene	ND	0.220	ND	1.00	05/10/13	KCA	TO15 1
Cyclohexane	2.05	0.291	7.05	1.00	05/10/13	KCA	TO15
Dibromochloromethane	ND	0.117	ND	1.00	05/10/13	KCA	TO15
Dichlorodifluoromethane	0.55	0.202	2.72	1.00	05/10/13	KCA	TO15
Ethanol	86.4	0.531	163	1.00	05/10/13	KCA	TO15 1
Ethyl acetate	0.78	0.278	2.81	1.00	05/10/13	KCA	TO15 1
Ethylbenzene	1.32	0.230	5.73	1.00	05/10/13	KCA	TO15
Heptane	9.11	0.244	37.3	1.00	05/10/13	KCA	TO15
Hexachlorobutadiene	ND	0.094	ND	1.00	05/10/13	KCA	TO15
Hexane	0.99	0.284	3.49	1.00	05/10/13	KCA	TO15
Isopropylalcohol	25.5	0.407	62.6	1.00	05/10/13	KCA	TO15
Isopropylbenzene	0.24	0.204	1.18	1.00	05/10/13	KCA	TO15
m,p-Xylene	4.38	0.230	19.0	1.00	05/10/13	KCA	TO15
Methyl Ethyl Ketone	1.56	0.339	4.60	1.00	05/10/13	KCA	TO15
Methyl tert-butyl ether(MTBE)	ND	0.278	ND	1.00	05/10/13	KCA	TO15
Methylene Chloride	15	0.288	52.1	1.00	05/10/13	KCA	TO15
n-Butylbenzene	ND	0.182	ND	1.00	05/10/13	KCA	TO15 1
o-Xylene	1.47	0.230	6.38	1.00	05/10/13	KCA	TO15
Propylene	1.12	0.581	1.93	1.00	05/10/13	KCA	TO15 1
sec-Butylbenzene	ND	0.182	ND	1.00	05/10/13	KCA	TO15 1
Styrene	ND	0.235	ND	1.00	05/10/13	KCA	TO15
Tetrachloroethene	58	0.037	393	0.25	05/10/13	KCA	TO15
Tetrahydrofuran	ND	0.339	ND	1.00	05/10/13	KCA	TO15 1
Toluene	4.2	0.266	15.8	1.00	05/10/13	KCA	TO15
Trans-1,2-Dichloroethene	ND	0.252	ND	1.00	05/10/13	KCA	TO15
trans-1,3-Dichloropropene	ND	0.220	ND	1.00	05/10/13	KCA	TO15
Trichloroethene	58.3	0.047	313	0.25	05/10/13	KCA	TO15
Trichlorofluoromethane	0.91	0.178	5.11	1.00	05/10/13	KCA	TO15
Trichlorotrifluoroethane	ND	0.130	ND	1.00	05/10/13	KCA	TO15
Vinyl Chloride	0.25	0.098	0.639	0.25	05/10/13	KCA	TO15
<u>QA/QC Surrogates</u>							
% Bromofluorobenzene	99	%	99	%	05/10/13	KCA	TO15

Parameter	ppbv Result	ppbv RL	ug/m3 Result	ug/m3 RL	Date/Time	By	Reference
-----------	----------------	------------	-----------------	-------------	-----------	----	-----------

1 = This parameter is not certified by NY NELAC for this matrix. NY NELAC does not offer certification for all parameters at this time.


RL/PQL=Reporting/Practical Quantitation Level (Equivalent to NELAC LOQ, Limit of Quantitation) ND=Not Detected

BRL=Below Reporting Level

Comments:

If there are any questions regarding this data, please call Phoenix Client Services at extension 200.

This report must not be reproduced except in full as defined by the attached chain of custody.



Phyllis Shiller, Laboratory Director

May 14, 2013

Reviewed and Released by: Greg Lawrence, Assistant Lab Director



Environmental Laboratories, Inc.
 587 East Middle Turnpike, P.O.Box 370, Manchester, CT 06045
 Tel. (860) 645-1102 Fax (860) 645-0823

Analysis Report

May 14, 2013

FOR: Attn: Mr. Charles B. Sosik, P.G.
 Environmental Business Consultants
 1808 Middle Country Rd
 Ridge NY 11961-2406

Sample Information

Matrix: AIR
 Location Code: EBC
 Rush Request: 72 Hour
 P.O.#:

Custody Information

Collected by: DM
 Received by: LB
 Analyzed by: see "By" below

Date: 05/08/13 13:30
 05/09/13 16:05

Laboratory Data

SDG ID: GBD70291
 Phoenix ID: BD70292

Project ID: 11 JACKSON ST.
 Client ID: SG5

Parameter	ppbv Result	ppbv RL	ug/m3 Result	ug/m3 RL	Date/Time	By	Reference
Volatiles (TO15)							
1,1,1,2-Tetrachloroethane	ND	0.146	ND	1.00	05/10/13	KCA	TO15 1
1,1,1-Trichloroethane	ND	0.183	ND	1.00	05/10/13	KCA	TO15
1,1,2,2-Tetrachloroethane	ND	0.146	ND	1.00	05/10/13	KCA	TO15
1,1,2-Trichloroethane	ND	0.183	ND	1.00	05/10/13	KCA	TO15
1,1-Dichloroethane	ND	0.247	ND	1.00	05/10/13	KCA	TO15
1,1-Dichloroethene	ND	0.252	ND	1.00	05/10/13	KCA	TO15
1,2,4-Trichlorobenzene	ND	0.135	ND	1.00	05/10/13	KCA	TO15
1,2,4-Trimethylbenzene	ND	0.204	ND	1.00	05/10/13	KCA	TO15
1,2-Dibromoethane(EDB)	ND	0.130	ND	1.00	05/10/13	KCA	TO15
1,2-Dichlorobenzene	ND	0.166	ND	1.00	05/10/13	KCA	TO15
1,2-Dichloroethane	ND	0.247	ND	1.00	05/10/13	KCA	TO15
1,2-dichloropropane	ND	0.216	ND	1.00	05/10/13	KCA	TO15
1,2-Dichlorotetrafluoroethane	ND	0.143	ND	1.00	05/10/13	KCA	TO15
1,3,5-Trimethylbenzene	ND	0.204	ND	1.00	05/10/13	KCA	TO15
1,3-Butadiene	ND	0.452	ND	1.00	05/10/13	KCA	TO15
1,3-Dichlorobenzene	ND	0.166	ND	1.00	05/10/13	KCA	TO15
1,4-Dichlorobenzene	ND	0.166	ND	1.00	05/10/13	KCA	TO15
1,4-Dioxane	ND	0.278	ND	1.00	05/10/13	KCA	TO15
2-Hexanone(MBK)	ND	0.244	ND	1.00	05/10/13	KCA	TO15 1
4-Ethyltoluene	ND	0.204	ND	1.00	05/10/13	KCA	TO15 1
4-Isopropyltoluene	ND	0.182	ND	1.00	05/10/13	KCA	TO15 1
4-Methyl-2-pentanone(MIBK)	ND	0.244	ND	1.00	05/10/13	KCA	TO15
Acetone	6.45	0.421	15.3	1.00	05/10/13	KCA	TO15
Acrylonitrile	ND	0.461	ND	1.00	05/10/13	KCA	TO15
Benzene	ND	0.313	ND	1.00	05/10/13	KCA	TO15
Benzyl chloride	ND	0.193	ND	1.00	05/10/13	KCA	TO15
Bromodichloromethane	ND	0.149	ND	1.00	05/10/13	KCA	TO15

Client ID: SG5

Parameter	ppbv Result	ppbv RL	ug/m3 Result	ug/m3 RL	Date/Time	By	Reference
Bromoform	ND	0.097	ND	1.00	05/10/13	KCA	TO15
Bromomethane	ND	0.258	ND	1.00	05/10/13	KCA	TO15
Carbon Disulfide	ND	0.321	ND	1.00	05/10/13	KCA	TO15
Carbon Tetrachloride	0.07	0.040	0.440	0.25	05/10/13	KCA	TO15
Chlorobenzene	ND	0.217	ND	1.00	05/10/13	KCA	TO15
Chloroethane	ND	0.379	ND	1.00	05/10/13	KCA	TO15
Chloroform	ND	0.205	ND	1.00	05/10/13	KCA	TO15
Chloromethane	ND	0.484	ND	1.00	05/10/13	KCA	TO15
Cis-1,2-Dichloroethene	ND	0.252	ND	1.00	05/10/13	KCA	TO15
cis-1,3-Dichloropropene	ND	0.220	ND	1.00	05/10/13	KCA	TO15 1
Cyclohexane	ND	0.291	ND	1.00	05/10/13	KCA	TO15
Dibromochloromethane	ND	0.117	ND	1.00	05/10/13	KCA	TO15
Dichlorodifluoromethane	0.55	0.202	2.72	1.00	05/10/13	KCA	TO15
Ethanol	7.05	0.531	13.3	1.00	05/10/13	KCA	TO15 1
Ethyl acetate	ND	0.278	ND	1.00	05/10/13	KCA	TO15 1
Ethylbenzene	ND	0.230	ND	1.00	05/10/13	KCA	TO15
Heptane	ND	0.244	ND	1.00	05/10/13	KCA	TO15
Hexachlorobutadiene	ND	0.094	ND	1.00	05/10/13	KCA	TO15
Hexane	2.55	0.284	8.98	1.00	05/10/13	KCA	TO15
Isopropylalcohol	ND	0.407	ND	1.00	05/10/13	KCA	TO15
Isopropylbenzene	ND	0.204	ND	1.00	05/10/13	KCA	TO15
m,p-Xylene	ND	0.230	ND	1.00	05/10/13	KCA	TO15
Methyl Ethyl Ketone	ND	0.339	ND	1.00	05/10/13	KCA	TO15
Methyl tert-butyl ether(MTBE)	ND	0.278	ND	1.00	05/10/13	KCA	TO15
Methylene Chloride	7.76	0.288	26.9	1.00	05/10/13	KCA	TO15
n-Butylbenzene	ND	0.182	ND	1.00	05/10/13	KCA	TO15 1
o-Xylene	ND	0.230	ND	1.00	05/10/13	KCA	TO15
Propylene	ND	0.581	ND	1.00	05/10/13	KCA	TO15 1
sec-Butylbenzene	ND	0.182	ND	1.00	05/10/13	KCA	TO15 1
Styrene	ND	0.235	ND	1.00	05/10/13	KCA	TO15
Tetrachloroethene	ND	0.037	ND	0.25	05/10/13	KCA	TO15
Tetrahydrofuran	ND	0.339	ND	1.00	05/10/13	KCA	TO15 1
Toluene	0.54	0.266	2.03	1.00	05/10/13	KCA	TO15
Trans-1,2-Dichloroethene	ND	0.252	ND	1.00	05/10/13	KCA	TO15
trans-1,3-Dichloropropene	ND	0.220	ND	1.00	05/10/13	KCA	TO15
Trichloroethene	ND	0.047	ND	0.25	05/10/13	KCA	TO15
Trichlorofluoromethane	0.22	0.178	1.24	1.00	05/10/13	KCA	TO15
Trichlorotrifluoroethane	ND	0.130	ND	1.00	05/10/13	KCA	TO15
Vinyl Chloride	ND	0.098	ND	0.25	05/10/13	KCA	TO15
<u>QA/QC Surrogates</u>							
% Bromofluorobenzene	108	%	108	%	05/10/13	KCA	TO15

Parameter	ppbv Result	ppbv RL	ug/m3 Result	ug/m3 RL	Date/Time	By	Reference
-----------	----------------	------------	-----------------	-------------	-----------	----	-----------

1 = This parameter is not certified by NY NELAC for this matrix. NY NELAC does not offer certification for all parameters at this time.


RL/PQL=Reporting/Practical Quantitation Level (Equivalent to NELAC LOQ, Limit of Quantitation) ND=Not Detected

BRL=Below Reporting Level

Comments:

If there are any questions regarding this data, please call Phoenix Client Services at extension 200.

This report must not be reproduced except in full as defined by the attached chain of custody.



Phyllis Shiller, Laboratory Director

May 14, 2013

Reviewed and Released by: Greg Lawrence, Assistant Lab Director



Environmental Laboratories, Inc.
 587 East Middle Turnpike, P.O.Box 370, Manchester, CT 06045
 Tel. (860) 645-1102 Fax (860) 645-0823

Analysis Report

May 14, 2013

FOR: Attn: Mr. Charles B. Sosik, P.G.
 Environmental Business Consultants
 1808 Middle Country Rd
 Ridge NY 11961-2406

Sample Information

Matrix: AIR
 Location Code: EBC
 Rush Request: 72 Hour
 P.O.#:

Custody Information

Collected by: DM
 Received by: LB
 Analyzed by: see "By" below

Date: 05/08/13 15:11
 05/09/13 16:05

Laboratory Data

SDG ID: GBD70291
 Phoenix ID: BD70293

Project ID: 11 JACKSON ST.
 Client ID: SG6

Parameter	ppbv Result	ppbv RL	ug/m3 Result	ug/m3 RL	Date/Time	By	Reference
Volatiles (TO15)							
1,1,1,2-Tetrachloroethane	ND	0.146	ND	1.00	05/10/13	KCA	TO15 1
1,1,1-Trichloroethane	ND	0.183	ND	1.00	05/10/13	KCA	TO15
1,1,2,2-Tetrachloroethane	ND	0.146	ND	1.00	05/10/13	KCA	TO15
1,1,2-Trichloroethane	ND	0.183	ND	1.00	05/10/13	KCA	TO15
1,1-Dichloroethane	ND	0.247	ND	1.00	05/10/13	KCA	TO15
1,1-Dichloroethene	ND	0.252	ND	1.00	05/10/13	KCA	TO15
1,2,4-Trichlorobenzene	ND	0.135	ND	1.00	05/10/13	KCA	TO15
1,2,4-Trimethylbenzene	17.5	0.204	86.0	1.00	05/10/13	KCA	TO15
1,2-Dibromoethane(EDB)	ND	0.130	ND	1.00	05/10/13	KCA	TO15
1,2-Dichlorobenzene	ND	0.166	ND	1.00	05/10/13	KCA	TO15
1,2-Dichloroethane	0.34	0.247	1.38	1.00	05/10/13	KCA	TO15
1,2-dichloropropane	ND	0.216	ND	1.00	05/10/13	KCA	TO15
1,2-Dichlorotetrafluoroethane	ND	0.143	ND	1.00	05/10/13	KCA	TO15
1,3,5-Trimethylbenzene	7.33	0.204	36.0	1.00	05/10/13	KCA	TO15
1,3-Butadiene	ND	0.452	ND	1.00	05/10/13	KCA	TO15
1,3-Dichlorobenzene	0.25	0.166	1.50	1.00	05/10/13	KCA	TO15
1,4-Dichlorobenzene	ND	0.166	ND	1.00	05/10/13	KCA	TO15
1,4-Dioxane	ND	0.278	ND	1.00	05/10/13	KCA	TO15
2-Hexanone(MBK)	ND	0.244	ND	1.00	05/10/13	KCA	TO15 1
4-Ethyltoluene	10.1	0.204	49.6	1.00	05/10/13	KCA	TO15 1
4-Isopropyltoluene	0.8	0.182	4.39	1.00	05/10/13	KCA	TO15 1
4-Methyl-2-pentanone(MIBK)	ND	0.244	ND	1.00	05/10/13	KCA	TO15
Acetone	174	0.421	413	1.00	05/10/13	KCA	TO15
Acrylonitrile	ND	0.461	ND	1.00	05/10/13	KCA	TO15
Benzene	5.77	0.313	18.4	1.00	05/10/13	KCA	TO15
Benzyl chloride	ND	0.193	ND	1.00	05/10/13	KCA	TO15
Bromodichloromethane	ND	0.149	ND	1.00	05/10/13	KCA	TO15

Client ID: SG6

Parameter	ppbv Result	ppbv RL	ug/m3 Result	ug/m3 RL	Date/Time	By	Reference
Bromoform	ND	0.097	ND	1.00	05/10/13	KCA	TO15
Bromomethane	ND	0.258	ND	1.00	05/10/13	KCA	TO15
Carbon Disulfide	38	0.321	118	1.00	05/10/13	KCA	TO15
Carbon Tetrachloride	0.14	0.040	0.880	0.25	05/10/13	KCA	TO15
Chlorobenzene	ND	0.217	ND	1.00	05/10/13	KCA	TO15
Chloroethane	ND	0.379	ND	1.00	05/10/13	KCA	TO15
Chloroform	5.73	0.205	28.0	1.00	05/10/13	KCA	TO15
Chloromethane	1.64	0.484	3.38	1.00	05/10/13	KCA	TO15
Cis-1,2-Dichloroethene	3.89	0.252	15.4	1.00	05/10/13	KCA	TO15
cis-1,3-Dichloropropene	ND	0.220	ND	1.00	05/10/13	KCA	TO15 1
Cyclohexane	5.59	0.291	19.2	1.00	05/10/13	KCA	TO15
Dibromochloromethane	ND	0.117	ND	1.00	05/10/13	KCA	TO15
Dichlorodifluoromethane	0.57	0.202	2.82	1.00	05/10/13	KCA	TO15
Ethanol	186	0.531	350	1.00	05/10/13	KCA	TO15 1
Ethyl acetate	0.99	0.278	3.56	1.00	05/10/13	KCA	TO15 1
Ethylbenzene	3.44	0.230	14.9	1.00	05/10/13	KCA	TO15
Heptane	13.3	0.244	54.5	1.00	05/10/13	KCA	TO15
Hexachlorobutadiene	ND	0.094	ND	1.00	05/10/13	KCA	TO15
Hexane	5.36	0.284	18.9	1.00	05/10/13	KCA	TO15
Isopropylalcohol	23.7	0.407	58.2	1.00	05/10/13	KCA	TO15
Isopropylbenzene	1.26	0.204	6.19	1.00	05/10/13	KCA	TO15
m,p-Xylene	13.2	0.230	57.3	1.00	05/10/13	KCA	TO15
Methyl Ethyl Ketone	11.5	0.339	33.9	1.00	05/10/13	KCA	TO15
Methyl tert-butyl ether(MTBE)	ND	0.278	ND	1.00	05/10/13	KCA	TO15
Methylene Chloride	0.71	0.288	2.46	1.00	05/10/13	KCA	TO15
n-Butylbenzene	0.6	0.182	3.29	1.00	05/10/13	KCA	TO15 1
o-Xylene	4.77	0.230	20.7	1.00	05/10/13	KCA	TO15
Propylene	43.4	0.581	74.6	1.00	05/10/13	KCA	TO15 1
sec-Butylbenzene	ND	0.182	ND	1.00	05/10/13	KCA	TO15 1
Styrene	ND	0.235	ND	1.00	05/10/13	KCA	TO15
Tetrachloroethene	36.2	0.037	245	0.25	05/10/13	KCA	TO15
Tetrahydrofuran	1.85	0.339	5.45	1.00	05/10/13	KCA	TO15 1
Toluene	6.01	0.266	22.6	1.00	05/10/13	KCA	TO15
Trans-1,2-Dichloroethene	3.46	0.252	13.7	1.00	05/10/13	KCA	TO15
trans-1,3-Dichloropropene	ND	0.220	ND	1.00	05/10/13	KCA	TO15
Trichloroethene	1320	0.047	7090	0.25	05/10/13	KCA	TO15
Trichlorofluoromethane	0.71	0.178	3.99	1.00	05/10/13	KCA	TO15
Trichlorotrifluoroethane	ND	0.130	ND	1.00	05/10/13	KCA	TO15
Vinyl Chloride	0.35	0.098	0.894	0.25	05/10/13	KCA	TO15
<u>QA/QC Surrogates</u>							
% Bromofluorobenzene	90	%	90	%	05/10/13	KCA	TO15

Client ID: SG6

Parameter	ppbv Result	ppbv RL	ug/m3 Result	ug/m3 RL	Date/Time	By	Reference
-----------	----------------	------------	-----------------	-------------	-----------	----	-----------


1 = This parameter is not certified by NY NELAC for this matrix. NY NELAC does not offer certification for all parameters at this time.

RL/PQL=Reporting/Practical Quantitation Level (Equivalent to NELAC LOQ, Limit of Quantitation) ND=Not Detected

BRL=Below Reporting Level

Comments:

If there are any questions regarding this data, please call Phoenix Client Services at extension 200.
This report must not be reproduced except in full as defined by the attached chain of custody.



Phyllis Shiller, Laboratory Director

May 14, 2013

Reviewed and Released by: Greg Lawrence, Assistant Lab Director



Environmental Laboratories, Inc.
 587 East Middle Turnpike, P.O.Box 370, Manchester, CT 06045
 Tel. (860) 645-1102 Fax (860) 645-0823



QA/QC Report

May 14, 2013

QA/QC Data

SDG I.D.: GBD70291

Parameter	Blank ppbv	Blank ug/m3	LCS %	Sample Result ug/m3	Sample Dup ug/m3	Sample Result ppbv	Sample Dup ppbv	DUP RPD	% Rec Limits	% RPD Limits
QA/QC Batch 230036, QC Sample No: BD70291 (BD70291, BD70292, BD70293)										
Volatiles										
1,1,1,2-Tetrachloroethane	ND	ND	99	ND	ND	ND	ND	NC	70 - 130	20
1,1,1-Trichloroethane	ND	ND	104	ND	ND	ND	ND	NC	70 - 130	20
1,1,2,2-Tetrachloroethane	ND	ND	95	ND	ND	ND	ND	NC	70 - 130	20
1,1,2-Trichloroethane	ND	ND	99	ND	ND	ND	ND	NC	70 - 130	20
1,1-Dichloroethane	ND	ND	117	ND	ND	ND	ND	NC	70 - 130	20
1,1-Dichloroethene	ND	ND	127	ND	ND	ND	ND	NC	70 - 130	20
1,2,4-Trichlorobenzene	ND	ND	91	ND	ND	ND	ND	NC	70 - 130	20
1,2,4-Trimethylbenzene	ND	ND	95	15.2	15.3	3.09	3.12	1.0	70 - 130	20
1,2-Dibromoethane(EDB)	ND	ND	102	ND	ND	ND	ND	NC	70 - 130	20
1,2-Dichlorobenzene	ND	ND	83	ND	ND	ND	ND	NC	70 - 130	20
1,2-Dichloroethane	ND	ND	115	ND	ND	ND	ND	NC	70 - 130	20
1,2-dichloropropane	ND	ND	101	ND	ND	ND	ND	NC	70 - 130	20
1,2-Dichlorotetrafluoroethane	ND	ND	111	ND	ND	ND	ND	NC	70 - 130	20
1,3,5-Trimethylbenzene	ND	ND	94	6.29	6.34	1.28	1.29	0.8	70 - 130	20
1,3-Butadiene	ND	ND	104	ND	ND	ND	ND	NC	70 - 130	20
1,3-Dichlorobenzene	ND	ND	90	ND	ND	ND	ND	NC	70 - 130	20
1,4-Dichlorobenzene	ND	ND	89	ND	ND	ND	ND	NC	70 - 130	20
1,4-Dioxane	ND	ND	93	ND	ND	ND	ND	NC	70 - 130	20
2-Hexanone(MBK)	ND	ND	100	ND	ND	ND	ND	NC	70 - 130	20
4-Ethyltoluene	ND	ND	95	7.86	6.73	1.6	1.37	15.5	70 - 130	20
4-Isopropyltoluene	ND	ND	100	ND	ND	ND	ND	NC	70 - 130	20
4-Methyl-2-pentanone(MIBK)	ND	ND	99	ND	ND	ND	ND	NC	70 - 130	20
Acetone	ND	ND	107	130	122	54.6	51.2	6.4	70 - 130	20
Acrylonitrile	ND	ND	121	ND	ND	ND	ND	NC	70 - 130	20
Benzene	ND	ND	92	2.08	2.20	0.65	0.69	6.0	70 - 130	20
Benzyl chloride	ND	ND	78	ND	ND	ND	ND	NC	70 - 130	20
Bromodichloromethane	ND	ND	102	3.48	3.21	0.52	0.48	8.0	70 - 130	20
Bromoform	ND	ND	89	ND	ND	ND	ND	NC	70 - 130	20
Bromomethane	ND	ND	105	ND	ND	ND	ND	NC	70 - 130	20
Carbon Disulfide	ND	ND	100	1.31	ND	0.42	ND	NC	70 - 130	20
Carbon Tetrachloride	ND	ND	99	0.377	0.314	0.06	0.05	18.2	70 - 130	20
Chlorobenzene	ND	ND	97	ND	ND	ND	ND	NC	70 - 130	20
Chloroethane	ND	ND	104	ND	ND	ND	ND	NC	70 - 130	20
Chloroform	ND	ND	109	4.59	4.24	0.94	0.87	7.7	70 - 130	20
Chloromethane	ND	ND	108	ND	ND	ND	ND	NC	70 - 130	20
Cis-1,2-Dichloroethene	ND	ND	88	ND	ND	ND	ND	NC	70 - 130	20
cis-1,3-Dichloropropene	ND	ND	106	ND	ND	ND	ND	NC	70 - 130	20
Cyclohexane	ND	ND	92	7.05	7.16	2.05	2.08	1.5	70 - 130	20
Dibromochloromethane	ND	ND	98	ND	ND	ND	ND	NC	70 - 130	20
Dichlorodifluoromethane	ND	ND	114	2.72	2.42	0.55	0.49	11.5	70 - 130	20
Ethanol	ND	ND	122	142	140	75.3	74.3	1.3	70 - 130	20

QA/QC Data

SDG I.D.: GBD70291

Parameter	Blank ppbv	Blank ug/m3	LCS %	Sample Result ug/m3	Sample Dup ug/m3	Sample Result ppbv	Sample Dup ppbv	DUP RPD	% Rec Limits	% RPD Limits
Ethyl acetate	ND	ND	107	2.81	2.77	0.78	0.77	1.3	70 - 130	20
Ethylbenzene	ND	ND	96	5.73	5.90	1.32	1.36	3.0	70 - 130	20
Heptane	ND	ND	104	37.3	37.3	9.11	9.1	0.1	70 - 130	20
Hexachlorobutadiene	ND	ND	85	ND	ND	ND	ND	NC	70 - 130	20
Hexane	ND	ND	99	3.49	3.56	0.99	1.01	2.0	70 - 130	20
Isopropylalcohol	ND	ND	115	62.6	57.7	25.5	23.5	8.2	70 - 130	20
Isopropylbenzene	ND	ND	101	1.28	1.23	0.26	0.25	3.9	70 - 130	20
m,p-Xylene	ND	ND	97	19.0	19.6	4.38	4.51	2.9	70 - 130	20
Methyl Ethyl Ketone	ND	ND	107	4.60	5.19	1.56	1.76	12.0	70 - 130	20
Methyl tert-butyl ether(MTBE)	ND	ND	105	ND	ND	ND	ND	NC	70 - 130	20
Methylene Chloride	ND	ND	105	52.1	48.9	15	14.1	6.2	70 - 130	20
n-Butylbenzene	ND	ND	98	ND	ND	ND	ND	NC	70 - 130	20
o-Xylene	ND	ND	96	6.38	6.99	1.47	1.61	9.1	70 - 130	20
Propylene	ND	ND	110	1.93	1.86	1.12	1.08	3.6	70 - 130	20
sec-Butylbenzene	ND	ND	101	ND	ND	ND	ND	NC	70 - 130	20
Styrene	ND	ND	92	ND	ND	ND	ND	NC	70 - 130	20
Tetrachloroethene	ND	ND	94	373	342	55.1	50.5	8.7	70 - 130	20
Tetrahydrofuran	ND	ND	117	1.15	ND	0.39	ND	NC	70 - 130	20
Toluene	ND	ND	104	15.8	16.0	4.2	4.26	1.4	70 - 130	20
Trans-1,2-Dichloroethene	ND	ND	113	ND	ND	ND	ND	NC	70 - 130	20
trans-1,3-Dichloropropene	ND	ND	94	ND	ND	ND	ND	NC	70 - 130	20
Trichloroethene	ND	ND	97	305	300	56.8	55.9	1.6	70 - 130	20
Trichlorofluoromethane	ND	ND	116	5.11	4.66	0.91	0.83	9.2	70 - 130	20
Trichlorotrifluoroethane	ND	ND	114	ND	ND	ND	ND	NC	70 - 130	20
Vinyl Chloride	ND	ND	108	0.715	0.562	0.28	0.22	24.0	70 - 130	20
% Bromofluorobenzene	80	80	102	99	99	99	99	0.0	70 - 130	20

If there are any questions regarding this data, please call Phoenix Client Services at extension 200.

RPD - Relative Percent Difference

LCS - Laboratory Control Sample

LCSD - Laboratory Control Sample Duplicate

MS - Matrix Spike

MS Dup - Matrix Spike Duplicate

NC - No Criteria

Intf - Interference



Phyllis Shiller, Laboratory Director
May 14, 2013

Tuesday, May 14, 2013

Requested Criteria: None

State: NY

Sample Criteria Exceedences Report

Page 1 of 1

GBD70291 - EBC

SampNo	Acode	Phoenix Analyte	Criteria	Result	RL	Criteria	RL Criteria	Analysis Units
--------	-------	-----------------	----------	--------	----	----------	----------------	-------------------

*** No Data to Display ***

Phoenix Laboratories does not assume responsibility for the data contained in this report. It is provided as an additional tool to identify requested criteria exceedences. All efforts are made to ensure the accuracy of the data (obtained from appropriate agencies). A lack of exceedence information does not necessarily suggest conformance to the criteria. It is ultimately the site professional's responsibility to determine appropriate compliance.



597 East Middle Turnpike, P.O. Box 370, Manchester, CT 06040
 Telephone: 860.645.1102 • Fax: 860.645.0823

**CHAIN OF CUSTODY RECORD
 AIR ANALYSES**

800-827-5426

email: greg@phoenixlabs.com

P.O. #

Page 1 of 1

Data Delivery:

Fax #:

Email:

Phone #:

Report to: _____
 Customer: EBC
 Address: 1808 Middle County Road
Ridge, NY 11961

Invoice to: _____
 Project Name: 11 Jackson St
 Criteria Requested: Deliverable: RCP
 MCP
 State where samples collected: NY

Sampled by: D. MOSE A

Phoenix ID #	Client Sample ID	THIS SECTION FOR LAB USE ONLY										Ambient/Indoor Air			ANALYSES	
		Canister ID #	Canister Size (L)	Outgoing Canister Pressure ("Hg)	Incoming Canister Pressure ("Hg)	Flow Regulator ID #	Flow Controller Setting (mL/min)	Sampling Start Time	Sampling End Time	Sample Start Date	Canister Pressure at Start ("Hg)	Canister Pressure at End ("Hg)	Soil Gas	Grab (G) Composite (C)	TO-14	TO-15
70291	SG4	702	1.4	-30		2870	9.7	1204	1330	5-8-13	-30	-5	X		X	
70292	SG5	705				5047		1139	1520	5-8-13	-29	-8	X		X	
70293	SG6	746				5073		1155	1511	5-8-13	-29	-5	X		X	
		723				5053	0m									
		807				5051	0m									
		801				4940	0m									
		848				2866	0m									

Relinquished by: [Signature] Date: 5-9-13 Time: 9:28
 Accepted by: [Signature] Date: 5-9-13 Time: 10:05

Data Format: Excel PDF Other:

Quote Number: _____ Date: _____

I attest that all media released by Phoenix Environmental Laboratories, Inc. have been received in good working condition and agree to the terms and conditions as listed on the back of this document.