

January 13, 2009

Mr. Samuel B. Freed
Attorney at Law
98-20 Metropolitan Avenue
Forest Hills, NY 11375-6628

**RE: Phase II ESA – 491 Wortman Avenue, Brooklyn, New York
NYSDEC Spill # 08-09879**

Dear Mr. Freed:

P.W. Grosser Consulting, Inc. (PWGC) has prepared this report to document the results of the Phase II Environmental Site Assessment (ESA) performed at the above-referenced property. The scope of work was based on the recommendations contained in a September 2008 Phase I ESA Report prepared by Middleton Environmental, Inc. (MEI) and included the characterization of soil and groundwater to determine if the site's former operation as a metal etching company, a steel tube manufacturer, or a plumbing faucet/fixture company had impacted the subsurface.

Analytical results of samples collected during the Phase II ESA identified elevated concentrations of volatile organic compounds (VOCs) in soil and groundwater. Based on these elevated concentrations, New York State Department of Environmental Conservation (NYSDEC) Spill #08-09879 was assigned to the site, and further subsurface investigation is recommended.

BACKGROUND

The site is comprised of one (1) industrial building located at 491 Wortman Avenue in Brooklyn, New York. A site vicinity map is included as **Figure 1**. The site is 0.44 acres in area and is improved with one 19,000 square foot building. The building occupies the entire area of the property. The building is currently vacant.

Based on the former usage of the property, MEI recommended that a Phase II ESA be conducted at the site to include a soil boring investigation consisting of the collection of soil and groundwater samples to determine if improper discharge had impacted the site's subsurface.

The Phase I ESA Report indicated the possible presence of a plating pit in the northwest corner of the building. Also, floor drains were observed in the building. MEI recommended that the potential plating pit be accessed and inspected, and that a dye flush test be performed for the pit and the floor drains to determine their discharge points.

The Phase I ESA Report indicated the presence of a fuel oil fill port and vent pipe in front of the building along Wortman Avenue. MEI did not observe a fuel oil tank. However, MEI did not have access to the partial basement, where the tank was believed to exist. MEI recommended that, during the Phase II ESA, the basement be investigated to determine if a fuel oil tank or floor drains are present.

FIELD ACTIVITIES

Subsurface Investigation

On November 17, 2008, PWGC conducted the Phase II ESA which consisted of the completion of seven (7) soil borings at the subject site. Boring locations are illustrated on **Figure 2**. Soils were sampled continuously from grade using a truck-mounted Geoprobe®. The Geoprobe® utilizes direct-push technology to advance sampling equipment into the subsurface and retrieve samples of soil and groundwater from discreet depths. Geoprobe® services were provided by AR Water & Soil Environmental, LLC (AR) of Effort, Pennsylvania.

A PWGC hydrogeologist was on-site to oversee and document the soil boring effort. Soils beneath the site were generally characterized as dry, poorly-graded sand and silt. Groundwater at the site was encountered at approximately 10 feet below ground surface (bgs). Soil boring logs are included as **Appendix A**.

Soil samples were screened in the field for the presence of VOCs using a photo-ionization detector (PID). The PID is a field sensing instrument used to detect the presence of a wide range of VOCs contained in many industrial chemical products. A PID response above background levels was obtained from soil samples collected from each boring location.

Shallow soil samples from boring locations GP-01, GP-02, GP-03, GP-04, and GP-07, and one deep soil sample from GP-02 were submitted to the laboratory based on PID response. Two (2) groundwater samples were also collected at boring locations GP-01 and GP-04. GP-01 and GP-04 represented general down-gradient and up-gradient locations of the property. It is assumed, but not confirmed, that based on regional topography, groundwater direction would be toward the south.

Soil and groundwater samples were contained in pre-cleaned, laboratory-supplied glassware and stored in a cooler with ice for transport to Environmental Testing Laboratories, Inc. (ETL) of Farmingdale, New York, a New York State Department of Health (NYSDOH) Environmental Laboratory Accreditation Program (ELAP) certified laboratory. The soil and groundwater samples were analyzed for the following:

- Volatile Organic Compounds by EPA Method 8260, and
- Metals by EPA Method 6010 (unfiltered samples only)

The above suite of analyses was selected for this investigation based on the former usage of the property. It is important to note that the groundwater samples were not filtered which can result in elevated metals concentrations as a result of interference from soil/sediment particles.

Basement Investigation

On November 17, 2008, PWGC accessed the partial basement located in the middle of the southern portion (front) of the building. The fill and vent lines observed along the front (south side) of the building entered a concrete block containment vault in the basement, indicating that a fuel oil aboveground storage tank (AST) was present. The partial basement and the AST are indicated on **Figure 2**.

One boring (HA-1) was performed manually in the partial basement adjacent to the AST vault utilizing a stainless steel hand auger, as the basement was not accessible to the Geoprobe®. One soil sample was collected from the 0 to 2 feet below grade interval. The soil was classified as moist, poorly-

graded, brown sand with silt. A PID response above background levels was recorded, but petroleum staining was not observed. The soil sample collected from HA-1 was analyzed for the following:

- VOCs by EPA Method 8260 (STARS Analyte List), and
- Semi-Volatile Organic Compounds by EPA Method 8270 (STARS Analyte List)

The NYSDEC STARS is a list of compounds commonly associated with petroleum products.

No floor drains were identified in the basement.

Floor Drain Dye Test

A floor drain was identified in the warehouse bathroom in the southern portion of the building. The floor drain location is indicated on **Figure 2**. Upon inspection, it was determined the drain was clogged. A discharge point for the drain could not be determined.

Potential Plating Pit

The potential plating pit could not be accessed during the Phase II ESA. It was later identified by the owner of the property as a loading bay / truck scale which is no longer in use and had been covered over with a large steel plate.

ANALYTICAL RESULTS

Soil and groundwater analytical data are summarized on **Tables 1** through **5**. Laboratory data sheets are included as **Appendix B**.

Soil

Soil analytical results were compared to the Recommended Soil Cleanup Objectives (RSCOs) specified in the NYSDEC Technical and Administrative Guidance Memorandum (TAGM) #4046.

As shown on **Table 1**, trichloroethene (TCE) was detected at concentrations above the RSCO in both samples collected from boring GP-02. Boring GP-02 was located in the reported vicinity of a former TCE degreasing tank. Based on this, the degreasing tank appears to be the source of the TCE in the soil. TCE was detected in the other soil samples, but at concentrations within the RSCO. MTBE was also detected at a concentration (201 µg/Kg) slightly exceeding the RSCO (120 µg/Kg) in the deep sample collected from GP-02. Other detected concentrations of VOCs were within RSCOs.

Table 2 indicates concentrations of calcium, copper, mercury, and zinc above RSCOs. However, these concentrations were on the same order of magnitude as the RSCOs, and are inherent in historic fill material, which comprises the shallow subsurface of the site.

AST Soil

As shown on **Table 3**, the VOCs MTBE and toluene were detected at concentrations within RSCOs for the soil sample collected beneath the AST (HA-1). There were no other VOCs detected in soil sample HA-1. Two SVOCs, Benzo(a)pyrene and Dibenzo(a,h)anthracene, were detected at concentrations slightly exceeding RSCOs.

Groundwater

Groundwater analytical results were compared to the NYSDEC Ambient Water Quality Standards and Guidance Values (AWQS) for Class GA groundwater, as specified in Technical and Operational

Guidance Series (TOGS) 1.1.1, Ambient Water Quality Standards and Guidance Values on Groundwater Effluent Limitations, June 1998.

As shown on **Table 4**, several VOCs were detected at concentrations above the NYSDEC Standards in the two groundwater samples (GP-01 and GP-04). The detected VOCs are common chlorinated solvents. The highest concentration was that of TCE in sample GP-01 (24,000 µg/L). The VOC concentrations in GP-04 were much lower than those detected in GP-01. Based on the local topography, it appears that groundwater flows toward the south. Based on this, it appears that the elevated TCE concentration at boring location GP-01 is attributable to the operation of the former TCE degreasing tank located to the north.

As shown on **Table 5**, metals were detected in each of the two groundwater samples above NYSDEC Standards. However, the occurrence of these metals is likely the result of suspended sediment in the groundwater samples and not representative of dissolved metals concentrations, which are most likely lower.

CONCLUSIONS AND RECOMMENDATIONS

Elevated concentrations of chlorinated VOCs detected in soil and groundwater samples warrant further investigation at the subject site. Based on these elevated concentrations, New York State Department of Environmental Conservation (NYSDEC) Spill #08-09879 was assigned to the site. As such, site activities regarding contamination at the site are subject to the approval of the NYSDEC. It appears that TCE concentrations in the soil and the groundwater are the result of the usage of the compound in and around a degreasing tank which was reportedly located to the south of the former loading bay / truck scale.

PWGC recommends further investigation of the impacted soils and groundwater at the site. The investigation should consist of additional soil borings to delineate the horizontal and vertical extent of on-site soil and groundwater impact. The former loading bay / truck scale should be accessed to identify floor drains which may have acted as conduits for contaminants. A work plan for such an investigation is detailed in a Supplemental Subsurface Investigation proposal prepared by PWGC in December 2008.

Based on the elevated VOC concentrations, PWGC recommends that indoor air quality be addressed with regard to the potential for vapor intrusion at the site.

Metals concentrations detected in soils above RSCOs are inherent in the historic fill material which comprises the shallow subsurface of the site. Metals concentrations detected in the groundwater above NYSDEC Standards are likely the result of suspended sediment in the groundwater samples and not representative of dissolved metals concentrations, which are most likely lower. PWGC recommends no further investigation regarding metals in both the soils and groundwater.

Analytical results indicate that the fuel oil AST in the basement has not impacted the subsurface. The elevated SVOCs have relatively low clean-up objectives and are compounds that are typically found in historic fill material. These compounds are not likely associated with a specific contaminant source at the site. However, if no longer in use, the AST should be properly closed.

Sincerely Yours,

P.W. Grosser Consulting



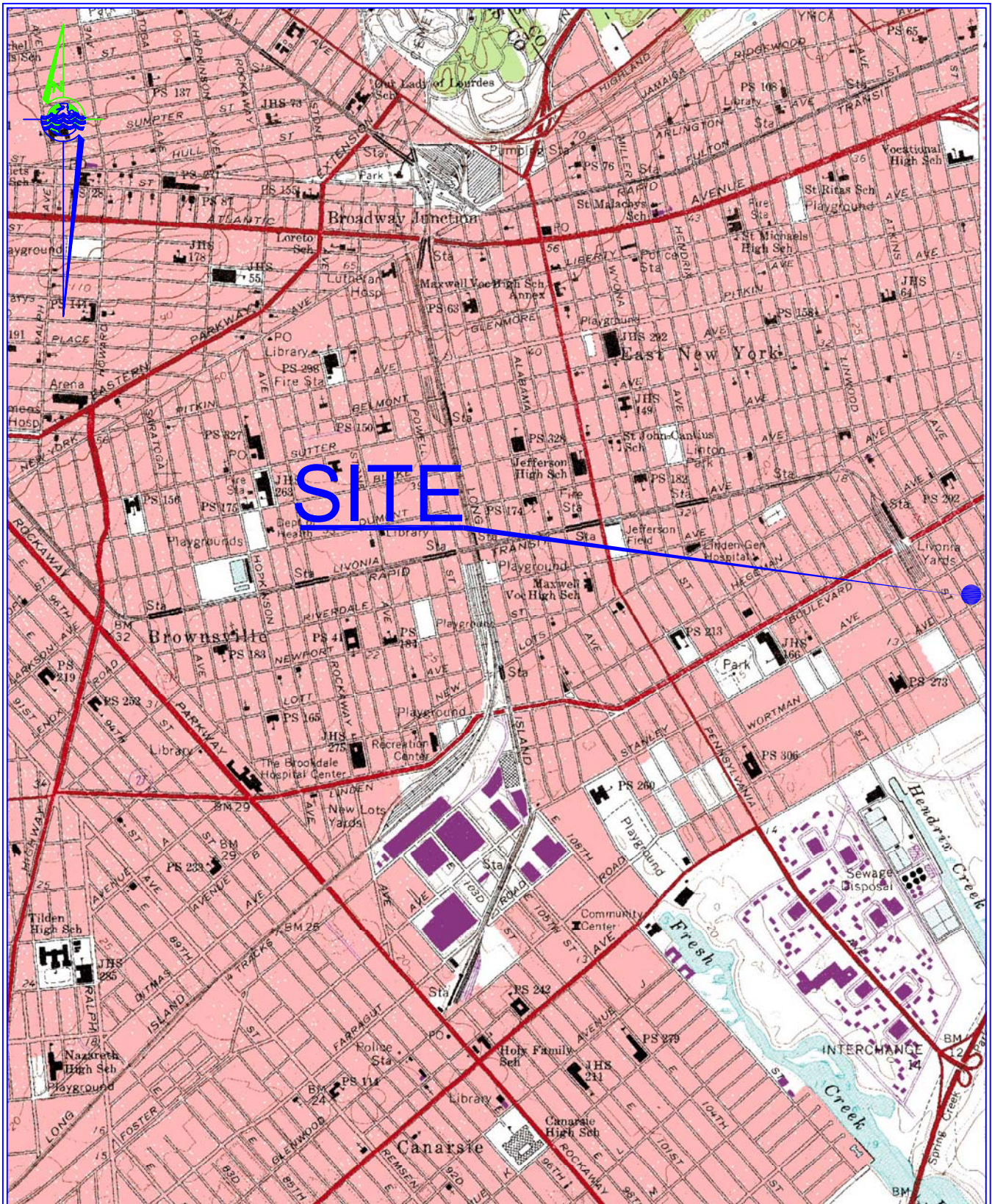
John D. Eichler
Project Manager



Frank P. Castellano
Vice President, COO

Cc: Hasan Ahmed, NYSDEC

Figures



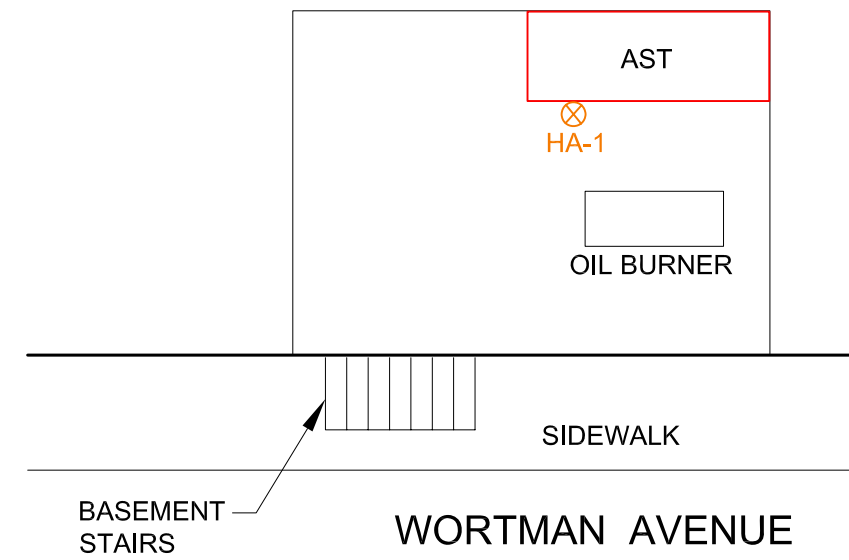
SITE

VICINITY MAP

SCALE = 1:24,000

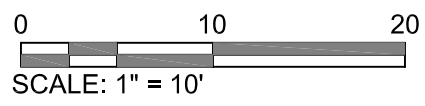
Mapped, edited, and published by the Geological Survey
 Revised in cooperation with New York
 Department of Transportation
 Control by USGS, USC&GS, and New Jersey Geodetic Survey

J:\Projects S-Z\WAT\WAT0801\CAD\Mch\Map.dwg

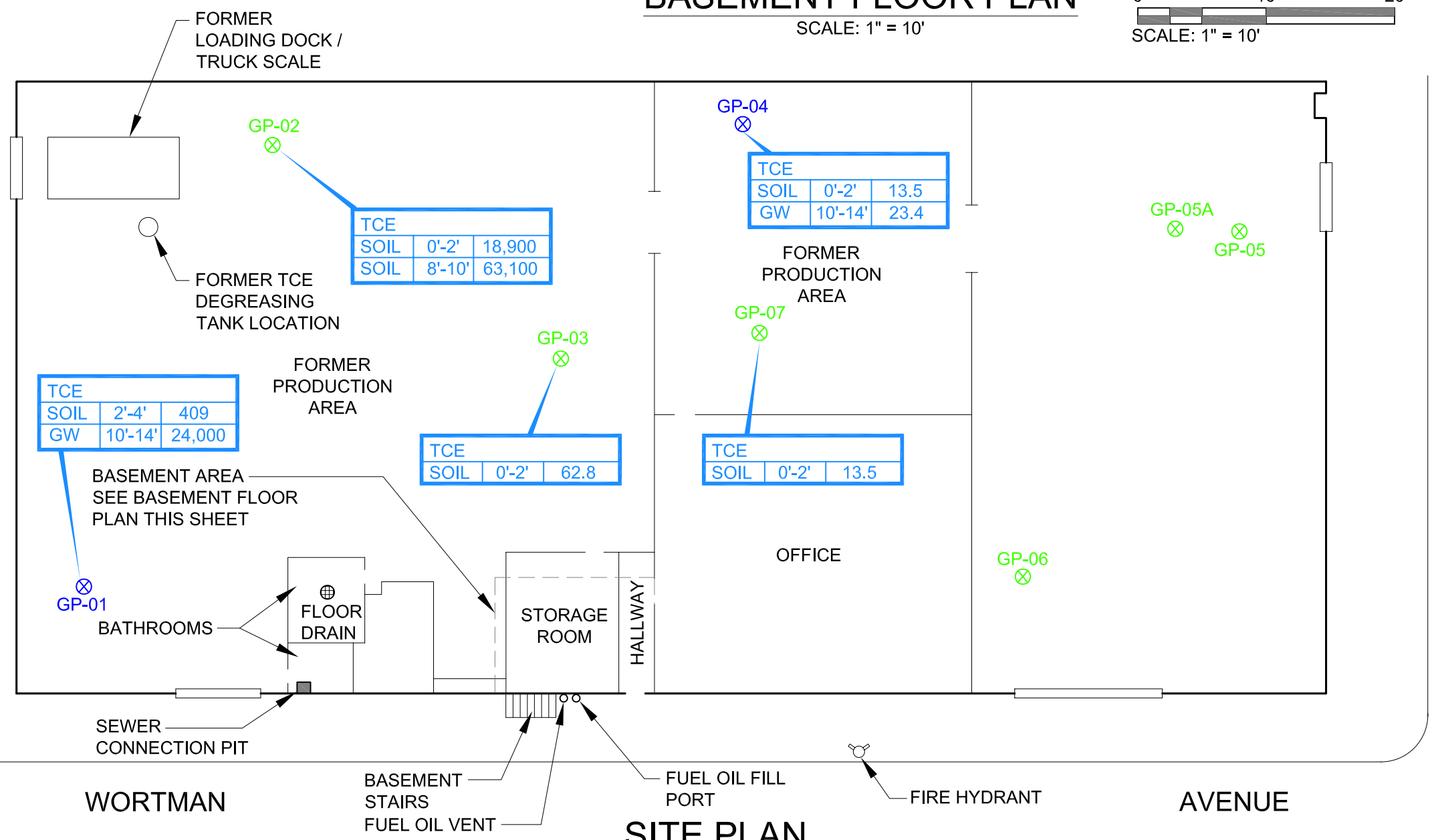


BASEMENT FLOOR PLAN

SCALE: 1" = 10'



NOTES:
TCE SOIL CONCENTRATIONS IN ug/kg
TCE GROUNDWATER CONCENTRATIONS IN ug/L



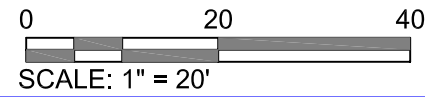
SITE PLAN

SCALE: 1" = 20'

ESSEX STREET

LEGEND

- HA-1 HAND AUGER SOIL SAMPLE LOCATION
- GP-01 GEOPROBE SOIL AND GROUNDWATER SAMPLE LOCATION
- GP-06 GEOPROBE SOIL SAMPLE LOCATION
- FD-01 FLOOR DRAIN



630 JOHNSON AVE., SUITE 7
BOHEMIA, NY 11716-2618
PH: (631)589-6353 • FX: (631)589-8705
E-MAIL: INFO@PWGROSSER.COM

CONSULTANTS

UNAUTHORIZED ALTERATION OR ADDITION TO THIS DRAWING AND RELATED DOCUMENTS IS A VIOLATION OF SEC. 2209 OF THE N.Y.S. EDUCATION LAW

DRAWINGS PREPARED FOR

REVISION	DATE	INITIAL	COMMENTS

DRAWING INFORMATION			
PROJECT:	WAT0801	APPROVED BY:	PWG
DESIGNED BY:	DE	DATE:	11/18/08
DRAWN BY:	LLG	SCALE:	AS SHOWN

SHEET TITLE

SITE PLAN

491 WORTMAN AVENUE
BROOKLYN, NY

FIGURE NO. **2**

SHEET - OF -

L:\Projects\5-21\WAT\WAT0801\CAD\Site Plan 12-1-08.dwg

Tables

TABLE 1
SOIL ANALYTICAL RESULTS FOR
VOLATILE ORGANIC COMPOUNDS
EPA METHOD 8260
November 17, 2008
491 Wortman Avenue - Brooklyn, New York

Compound	NYSDEC TAGM 4046 RSCO ⁽¹⁾	GP-01	GP-02	GP-02	GP-03	GP-04	GP-07
		2-4'	0-2'	8-10'	0-2'	0-2'	0-2'
Volatile Organic Compounds by 8260 - ug/kg							
1112Tetrachloroethane	NS	<2.54	<118	<119	<2.48	<0.99	<0.98
111 Trichloroethane	800	<2.88	<130	<131	<2.80	<1.12	<1.11
1122Tetrachloroethane	600	<3.32	<103	<104	<3.23	<1.30	<1.28
112 Trichloroethane	NS	<3.48	<123	<124	<3.40	<1.36	<1.35
1,1,2-Trichlorotrifluoroethane	NS	<2.88	<121	<121	<2.80	<1.12	<1.11
1,1 Dichloroethane	200	<3.15	<138	<139	<3.07	<1.23	<1.22
1,1 Dichloroethene	400	<2.05	<127	<128	<1.99	<0.80	<0.79
1,1-Dichloropropene	NS	<2.93	<110	<110	<2.86	<1.14	<1.13
123-Trichlorobenzene	NS	<2.65	<84.9	<85.6	<2.59	<1.04	<1.03
123-Trichloropropane	400	<3.93	<107	<108	<3.83	<1.53	<1.52
1245 Tetramethylbenz	NS	<2.21	<107	<108	<2.16	<0.86	<0.86
124-Trichlorobenzene (v)	3,400	<1.88	<91.8	<92.5	<1.83	<0.73	<0.73
124-Trimethylbenzene	10,000	<2.05	<115	<116	<1.99	<0.80	<0.79
12 Dibromo 3 chloropropane	NS	<2.54	<103	<104	<2.48	<0.99	<0.98
1,2 Dibromoethane	NS	<3.26	<107	<108	<3.18	<1.27	<1.26
1,2 Dichlorobenzene (v)	7,900	<2.60	<110	<110	<2.53	<1.02	<1.01
1,2 Dichloroethane	100	<3.21	<133	<134	<3.13	<1.25	<1.24
1,2 Dichloropropane	NS	<3.26	<122	<123	<3.18	<1.27	<1.26
135-Trimethylbenzene	3,300	<2.43	<112	<113	<2.37	<0.95	<0.94
1,3 Dichlorobenzene (v)	1,600	<2.93	<105	<106	<2.86	<1.14	<1.13
1,3-Dichloropropane	300	<2.88	<114	<115	<2.80	<1.12	<1.11
1,4 Dichlorobenzene (v)	8,500	<2.65	<107	<108	<2.59	<1.04	<1.03
2,2-Dichloropropane	NS	<3.26	<119	<120	<3.18	<1.27	<1.26
2-Butanone	300	<12.3	<104	<105	<12.0	<4.80	<4.75
2-Chloroethyl vinyl ether	NS	<3.54	<195	<196	<3.45	<1.38	<1.37
2-Chlorotoluene	NS	<2.93	<114	<115	<2.86	<1.14	<1.13
2-Hexanone	NS	<10.9	<83.6	<84.2	<10.7	<4.28	<4.24
4-Chlorotoluene	NS	<2.77	<107	<108	<2.69	<1.08	<1.07
4-Isopropyltoluene	NS	<2.60	<111	<112	<2.53	<1.02	<1.01
4-Methyl-2-pentanone	1,000	<11.9	<118	<119	<11.6	<4.64	<4.60
Acetone	200	101	<159	<160	102	<5.62	115
Acrylonitrile	NS	<38.7	<518	<522	<37.7	<15.1	<15.0
Benzene	60 or MDL	<2.93	<121	<121	<2.86	<1.14	<1.13
Bromobenzene	NS	<2.82	<110	<110	<2.75	<1.10	<1.09
Bromochloromethane	NS	<3.21	<125	<126	<3.13	<1.25	<1.24
Bromodichloromethane	NS	<2.60	<122	<123	<2.53	<1.02	<1.01
Bromoform	NS	<2.65	<111	<112	<2.59	<1.04	<1.03
Bromomethane	NS	<2.71	<140	<141	<2.64	<1.06	<1.05
c-1,2-Dichloroethene	NS	<2.49	<122	<123	<2.43	<0.97	<0.96
c-1,3Dichloropropene	NS	<2.82	<119	<120	<2.75	<1.10	<1.09
Carbon Disulfide	2,700	<2.60	<112	<113	<2.53	<1.02	<1.01
Carbon Tetrachloride	600	<3.10	<123	<124	<3.02	<1.21	<1.20
Chlorobenzene	1,700	<3.37	<118	<119	<3.29	<1.32	<1.31
Chlorodifluoromethane	NS	<4.87	<127	<128	<4.74	<1.90	<1.88
Chloroethane	1900	<3.87	<197	<199	<3.77	<1.51	<1.50
Chloroform	300	<3.26	<133	<134	<3.18	<1.27	<1.26
Chloromethane	NS	<2.77	<108	<109	<2.69	<1.08	<1.07
Dibromochloromethane	NS	<2.54	<114	<115	<2.48	<0.99	<0.98
Dibromomethane	NS	<4.37	<125	<126	<4.26	<1.71	<1.69
Dichlorodifluoromethane	NS	<2.05	<110	<110	<1.99	<0.80	<0.79
Ethyl Benzene	5,500	<2.88	<122	<123	<2.80	<1.12	<1.11
Hexachlorobutadiene	NS	<2.65	<108	<109	<2.59	<1.04	<1.03
Isopropylbenzene	2,300	<2.43	<118	<119	<2.37	<0.95	<0.94
m + p Xylene	1,200*	<4.98	<238	<240	<4.85	<1.94	<1.93
ter-ButylMethylEther	120	18.8	<121	201	<2.80	<1.12	<1.11
Methylene Chloride	100	<5.20	<148	<149	<5.07	<2.03	<2.01
Naphthalene(v)	13,000	<2.65	<114	<115	<2.59	<1.04	<1.03
n-Butylbenzene	10,000	<2.54	<111	<112	<2.48	<0.99	<0.98
n-Propylbenzene	3,700	<2.49	<83.6	182	<2.43	<0.97	<0.96
o Xylene	1,200*	<2.16	<116	<117	<2.10	<0.84	<0.83
p Diethylbenzene	NS	<2.54	<105	<106	<2.48	<0.99	<0.98
p-Ethyltoluene	NS	<2.32	<111	<112	<2.26	<0.91	<0.90
sec-Butylbenzene	10,000	<2.49	<107	<108	<2.43	<0.97	<0.96
Styrene	NS	<2.38	<111	<112	<2.32	<0.93	<0.92
t-1,2-Dichloroethene	300	<2.54	<130	<131	<2.48	<0.99	<0.98
t-1,3Dichloropropene	NS	<2.32	<108	<109	<2.26	<0.91	<0.90
TAME	NS	<3.48	<118	<119	<3.40	<1.36	<1.35
tert-Butylbenzene	10,000	<2.93	<116	<117	<2.86	<1.14	<1.13
t-Butyl alcohol	NS	<29.8	<1110	<1120	<29.1	<11.6	<11.5
Tetrachloroethene	1,400	67.8	213	975	12.5	<0.97	<0.96
Toluene	1,500	7.43	<148	<149	7.07	1.74	1.4
Trichloroethylene	700	409	18,900	63,100	62.8	14.5	13.5
Trichlorofluoromethane	NS	<3.10	<137	<138	<3.02	<1.21	<1.20
Vinyl Chloride	200	<3.76	<112	<113	<3.67	<1.47	<1.46

Notes:

(1) NYSDEC Recommended Soil Cleanup Objectives (RSCO), Technical and Administrative Guidance Memorandum (TAGM) #4046, 12/00

NS - Not specified

MDL - Method detection limit

Bold/shaded - indicates exceedance of the TAGM RSCO

*-Sum of all isomers

TABLE 2
SOIL ANALYTICAL RESULTS FOR
TOTAL METALS
November 17, 2008

491 Wortman Avenue - Brooklyn, New York

Compound	NYSDEC TAGM 4046 RSCO ⁽¹⁾	Eastern USA Background	GP-01	GP-02	GP-02	GP-03	GP-04	GP-07
			2-4'	0-2'	8-10'	0-2'	0-2'	0-2'
Total Metals - mg/kg								
Aluminum as Al	SB	33,000	5,190	5,370	3,740	5,530	5,870	4,580
Antimony as Sb	SB	NS	<0.22	<0.22	<0.22	<0.22	<0.22	<0.21
Arsenic as As	7.5 or SB	3 - 12	2.13	<0.37	6.1	<0.37	<0.37	<0.36
Barium as Ba	300 or SB	15 - 600	37.4	99.9	66.3	56.5	35.3	46
Beryllium as Be	0.16 or SB	0 - 1.75	<0.022	<0.022	<0.022	<0.022	<0.022	<0.021
Cadmium as Cd	1 or SB	0.1 - 1	<0.033	<0.032	<0.033	<0.033	<0.033	<0.032
Calcium as Ca	SB	130 - 35,000	884	22,500	67,900	31,300	2,490	22,000
Chromium as Cr	10 or SB	1.5 - 40**	10.8	8.86	7.97	9.64	13	8.82
Cobalt as Co	30 or SB	2.5 - 60**	4.74	3.91	2.56	3.74	5.94	4.18
Copper as Cu	25 or SB	1 - 50	12.4	24.6	21.1	20	42.1	67.8
Iron as Fe	2,000 or SB	2,000 - 550,000	13,200	10,700	10,300	10,800	20,600	14,500
Lead as Pb	500***	200-500	45.8	64.4	54.3	67.3	42.8	114
Magnesium as Mg	SB	100 - 5,000	1,330	1,750	2,970	2,760	2,420	1,880
Manganese as Mn	SB	50 - 5,000	305	330	209	181	268	178
Mercury as Hg	0.1	0.001 - 0.2	0.13	0.12	0.065	0.18	0.26	0.094
Nickel as Ni	13 or SB	0.5 - 25	7.32	9.03	6.87	9.6	22.2	8.32
Potassium as K	SB	8,500 - 43,000	597	671	495	795	650	678
Selenium as Se	2 or SB	0.1 - 3.9	<0.48	<0.46	<0.48	<0.47	<0.47	<0.46
Silver as Ag	SB	NS	<0.11	<0.11	<0.11	<0.11	<0.11	<0.11
Sodium as Na	SB	6,000 - 8,000	294	223	190	256	159	271
Thallium as Tl	SB	NS	<0.22	<0.22	<0.22	<0.22	<0.22	<0.21
Vanadium as V	150 or SB	1 - 200	14.8	12.9	16.4	11.6	18.1	13.6
Zinc as Zn	20 or SB	9 - 50	37.7	74.3	119	311	38.7	59.6

Notes:

(1) NYSDEC Recommended Soil Cleanup Objectives (RSCO), Technical and Administrative Guidance Memorandum (TAGM) #4046, 12/00

** - New York State Background Concentration

SB - Site Background

NS - Not Specified

*** - Background levels for lead vary widely. Average levels in undeveloped rural areas range from 4-61ppm and in metropolitan/surban areas or near highways from 200-500ppm.

Bold/shaded - indicates exceedance of the TAGM RSCO

Table 3

AST Soil Sample Analytical Data for VOCs and SVOCs
November 17, 2008
491 Wortman Avenue
Brooklyn, New York

Compound	NYSDEC Clean-up Objectives (1)	HA-1 0-2'
Volatile Organic Compounds by 8260 - ug/kg		
124-Trimethylbenzene	10,000	<0.83
1,3,5-Trimethylbenzene	3,300	<0.99
Benzene	60 or MDL	<1.19
Ethyl Benzene	5,500	<1.16
Isopropylbenzene	2300	<0.99
m + p Xylene	1200*	<2.02
ter.ButylMethylEther	120	5.63
n-Butylbenzene	10,000	<1.08
n-Propylbenzene	3,700	<1.03
Naphthalene(v)	13,000	<1.01
o Xylene	1200*	<0.87
p-Isopropyltoluene	10,000	<1.05
sec-Butylbenzene	10,000	<1.01
tert-Butylbenzene	10,000	<1.19
Toluene	1,500	3.25
Semi-Volatile Organic Compounds by 8270 - ug/kg		
Acenaphthene	50,000	<36.9
Acenaphthylene	50,000	<40.4
Anthracene	50,000	<34.9
Benzo(a)anthracene	224 or MDL	104
Benzo(a)pyrene	61 or MDL	106
Benzo(b)fluoranthene	220 or MDL	128
Benzo(ghi)perylene	50,000	114
Benzo(k)fluoranthene	220 or MDL	134
Chrysene	400	166
Dibenzo(a,h)anthracene	14 or MDL	36.1
Fluoranthene	50,000	296
Fluorene	50,000	<43.8
Indeno(1,2,3-cd)pyrene	3,200	101
Naphthalene(sv)	13,000	<53.5
Phenanthrene	50,000	122
Pyrene	50,000	199

Notes:

(1) NYSDEC Recommended Soil Cleanup Objectives (RSCO), Technical and Administrative Guidance Memorandum (TAGM) #4046, 12/00

MDL - Method detection limit

Bold/highlighted - indicated exceedance of the TAGM 4046 RSCO

TABLE 4
GROUNDWATER ANALYTICAL RESULTS FOR
VOLATILE ORGANIC COMPOUNDS
EPA METHOD 8260
November 17, 2008
491 Wortman Avenue- Brooklyn, New York

Compound	NYSDEC Groundwater Standards**	GP-01 (GW)	GP-04 (GW)
Volatile Organic Compounds by 8260 - ug/L			
1112Tetrachloroethane	5	<0.86	<0.86
111 Trichloroethane	5	7.91	<0.95
1122Tetrachloroethane	5	<0.75	<0.75
112 Trichloroethane	1	<0.90	<0.90
112 Trichloro-122 trifluoroethane	5	<0.88	<0.88
1,1 Dichloroethane	4	7.33	<1.01
1,1 Dichloroethene	5	7.69	<0.93
1,1-Dichloropropene	5	<0.80	<0.80
123-Trichlorobenzene	5	<0.62	<0.62
123-Trichloropropane	0.04	<0.78	<0.78
1245 Tetramethylbenzene	5	<0.78	<0.78
124-Trichlorobenzene (v)	5	<0.67	<0.67
124-Trimethylbenzene	5	<0.84	<0.84
12 Dibromo 3 chloropropane	0.04	<0.75	<0.75
1,2 Dibromoethane	NS	<0.78	<0.78
1,2 Dichlorobenzene (v)	3	1.11	<0.80
1,2 Dichloroethane	0.6	<0.97	<0.97
1,2 Dichloropropane	1	<0.89	<0.89
135-Trimethylbenzene	5	<0.82	<0.82
1,3 Dichlorobenzene (v)	3	<0.77	<0.77
1,3-Dichloropropane	5	<0.83	<0.83
1,4 Dichlorobenzene (v)	3	<0.78	<0.78
2,2-Dichloropropane	5	<0.87	<0.87
2-Butanone	NS	<0.76	<0.76
2-Chloroethyl vinyl ether	NS	<1.42	<1.42
2-Chlorotoluene	5	<0.83	<0.83
2-Hexanone	50*	<0.61	<0.61
4-Chlorotoluene	5	<0.78	<0.78
4-Isopropyltoluene	5	<0.81	<0.81
4-Methyl-2-pentanone	NS	<0.86	<0.86
Acetone	50*	<1.16	<1.16
Acrylonitrile	5	<3.78	<3.78
Benzene	1	<0.88	<0.88
Bromobenzene	5	<0.80	<0.80
Bromochloromethane	5	<0.91	<0.91
Bromodichloromethane	50*	<0.89	<0.89
Bromoform	50*	<0.81	<0.81
Bromomethane	5	<1.02	<1.02
c-1,2-Dichloroethene	5	16.5	5.33
c-1,3Dichloropropene	0.4	<0.87	<0.87
Carbon Disulfide	60***	<0.82	<0.82
Carbon Tetrachloride	5	<0.90	<0.90
Chlorobenzene	5	<0.86	<0.86
Chlorodifluoromethane	NS	<0.93	<0.93
Chloroethane	5	<1.44	<1.44
Chloroform	7	17.7	<0.97
Chloromethane	5	<0.79	<0.79
Dibromochloromethane	NS	<0.83	<0.83
Dibromomethane	5	<0.91	<0.91
Dichlorodifluoromethane	5	<0.80	<0.80
Ethyl Benzene	5	<0.89	<0.89
Hexachlorobutadiene	0.5	<0.79	<0.79
Isopropylbenzene	5	<0.86	<0.86
m + p Xylene	5	<1.74	<1.74
ter. ButylMethylEther	10	<0.88	<0.88
Methylene Chloride	5	3.08	<1.08
n-Butylbenzene	5	<0.83	<0.83
n-Propylbenzene	5	<0.81	<0.81
Naphthalene(v)	10*	<0.61	<0.61
o Xylene	5	<0.85	<0.85
p Diethylbenzene	NS	<0.77	<0.77
p-Ethyltoluene	NS	<0.81	<0.81
sec-Butylbenzene	5	<0.78	<0.78
Styrene	5	<0.81	<0.81
t-1,2-Dichloroethene	5	<0.95	<0.95
t-1,3Dichloropropene	0.4 ⁽¹⁾	<0.79	<0.79
TAME	NS	<0.86	<0.86
tert-Butylbenzene	5	<0.85	<0.85
t-Butyl alcohol	NS	<8.10	<8.10
Tetrachloroethene	5	544	78.3
Toluene	5	<1.08	<1.08
Trichloroethylene	5	24,000	23.4
Trichlorofluoromethane	5	<1.00	<1.00
Vinyl Chloride	2	<0.82	<0.82

Notes:

** - NYSDEC Ambient Water Quality Standards and Guidance Values 6/1998

*** - NYSDEC Ambient Water Quality Standards and Guidance Values, Addendum April 2000

ND - Not detected

* - Guidance Value

NS - Not Specified

Bold/highlighted- Indicated exceedance of the NYSDEC Groundwater Standard

⁽¹⁾ Applies to sum of cis and trans 1,3

TABLE 5
GROUNDWATER ANALYTICAL RESULTS FOR
METALS
November 17, 2008
491 Wortman Avenue - Brooklyn, New York

Compound	NYSDEC Groundwater Standards**	GP-01 (GW)	GP-04(GW)
Priority Pollutant Metals mg/L			
Aluminum as Al	NS	5.98	3.94
Antimony as Sb	0.003	<0.0020	<0.0020
Arsenic as As	0.025	<0.0030	<0.0030
Barium as Ba	1	0.12	0.044
Beryllium as Be	0.003	<0.00020	<0.00020
Cadmium as Cd	0.005	<0.00030	<0.00030
Calcium as Ca	NS	76.1	56.5
Chromium as Cr	0.05	0.079	0.064
Cobalt as Co	NS	<0.00040	<0.00040
Copper as Cu	0.2	0.042	0.21
Iron as Fe	0.5	26.2	10.8
Lead as Pb	0.025	<0.0017	<0.0017
Magnesium as Mg	35	18.9	15.2
Manganese as Mn	0.3	1.26	0.82
Mercury as Hg	0.0007	<0.0000070	0.000079
Nickel as Ni	0.1	0.05	0.049
Potassium as K	NS	16.8	11
Selenium as Se	0.01	<0.0043	<0.0043
Silver as Ag	0.05	<0.0010	<0.0010
Sodium as Na	20	72.6	33.2
Thallium as Tl	0.0005	<0.0020	<0.0020
Vanadium as V	NS	0.017	<0.00050
Zinc as Zn	2	0.55	0.39

Notes:

** - NYSDEC Ambient Water Quality Standards and Guidance Values 6/1998

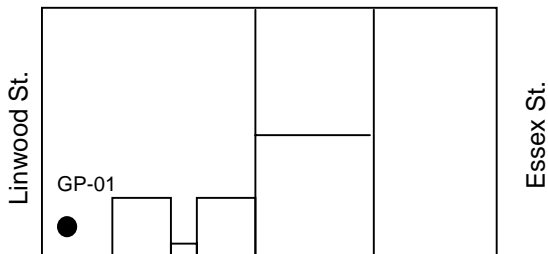

ND - Not detected

* - Guidance Value

NS - Not Specified

Bold/highlighted- Indicated exceedance of the NYSDEC Groundwater Standard


Appendix A
Soil Boring Logs



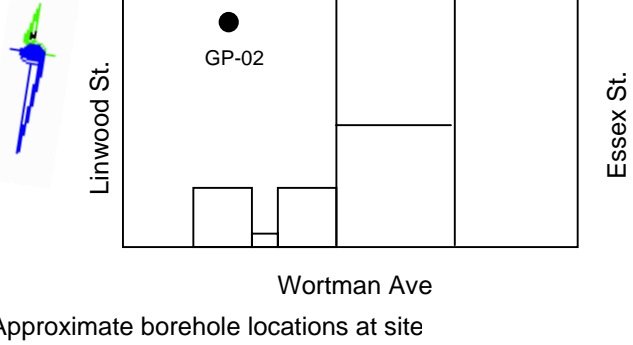
Wortman Ave
Approximate borehole locations at site

Boring # GP-01	MW#	Page 1	of 9
PROJECT: 491 Wortman Ave - Brooklyn, NY			
JOB # WAT0801			
LOGGED BY:	DE	PRJ. MNGR.:	JE
DRILLING CONTRACTOR: AR Environmental			
DRILL METHOD: Geoprobe			
DRILLER: Angel			
Borehole diameter/drill bit type:		total depth	12'
Macrocore (2" diameter)		elevation	NA
HAMMER WT: NA		DROP: NA	
START TIME: 09:29		DATE: 11/17/2008	
COMPLETION TIME: 10:24		DATE: 11/17/2008	
BACKFILL TIME: 10:26		DATE: 11/17/2008	


Sample Depth	Advance (ft)	Recovered (ft)	Soil Description Unified Soil Classification System	Notes	Casing depth: NA Screen depth: NA
0-4'	4	3	0-2': 0.5' Concrete and coal. 1' Dry, poorly graded brown sand with silt. (SP-SM)	PID = 7.6 ppm.	
			2-4': 1.5' Dry, poorly graded brown sand with silt. (SP-SM) Rock fragments.	PID = 70.2 ppm. (Solvent odor)	
				Soil sample collected from 0-2' at 10:09 and 2 4' at 10:19.	
4-8'	4	3	4-6': 1.5' Dry, poorly graded light brown sand with silt. (SP-SM)	PID = 17.0 ppm.	
			6-8': 1.5' Dry, poorly graded light brown sand with silt. (SP-SM)	PID = 43.3 ppm.	
				Soil sample collected from 6-8' at 10:22.	
8-12'	4	3.5	8-10': 0.5' Dry, poorly graded brown sand. (SP) Rock fragments. 1.25' Moist, poorly graded reddish-brown sand with silt. (SP-SM)	PID = 22.7 ppm.	
			10-12': 1.75' Wet, poorly graded redish-brown sand with silt. (SP-SM)	PID = 86.3 ppm.	
				Soil sample collected from 10-12' at 10:24. GW sample collected from 10-14' at 10:05.	



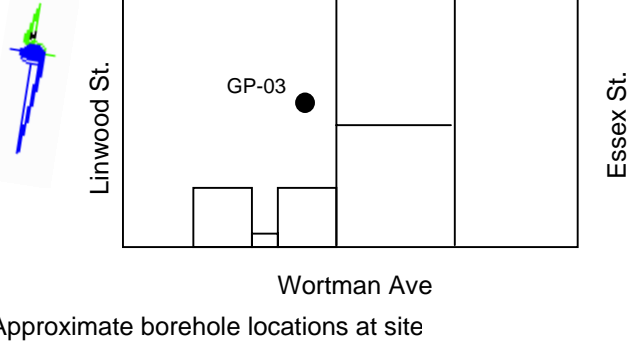
Boring # GP-02	MW#	Page 2	of 9
PROJECT: 491 Wortman Ave - Brooklyn, NY			
JOB # WAT0801			
LOGGED BY:	DE	PRJ. MNGR.:	JE
DRILLING CONTRACTOR: AR Environmental			
DRILL METHOD: Geoprobe			
DRILLER: Angel			
Borehole diameter/drill bit type:		total depth	12'
Macrocore (2" diameter)		elevation	NA
HAMMER WT: NA		DROP: NA	
START TIME: 10:29		DATE: 11/17/2008	
COMPLETION TIME: 10:58		DATE: 11/17/2008	
BACKFILL TIME: 11:00		DATE: 11/17/2008	




Sample Depth	Advance (ft)	Recovered (ft)	Soil Description Unified Soil Classification System	Notes	Casing depth: NA Screen depth: NA
0-4'	4	2.5	0-2': 0.5' Concrete and coal. 0.75' Dry, poorly graded brown sand with silt. (SP-SM)	PID = 17.3 ppm.	
			2-4': 1.25' Dry, poorly graded brown sand with silt. (SP-SM)	PID = 94.6 ppm.	
				Soil sample collected from 0-2' at 10:38.	
4-8'	4	2.5	4-6': 1.25' Dry, poorly graded brown sand with silt. (SP-SM) Coal	PID = 119 ppm.	
			6-8': 1.25' Dry, poorly graded brown sand with silt. (SP-SM) Coal	PID = 86.8 ppm.	
8-12'	4	4	8-10': 2' Dry, poorly graded brown sand with silt. (SP-SM)	PID = 155 ppm.	
			10-12': 2' Wet, poorly graded brown sand with silt. (SP-SM)	PID = 8.6 ppm.	
				Soil sample collected from 8-10' at 10:58.	



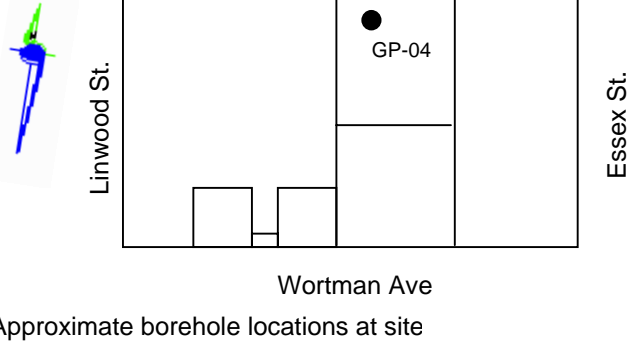
Boring # GP-03	MW#	Page 3	of 9
PROJECT: 491 Wortman Ave - Brooklyn, NY			
JOB # WAT0801			
LOGGED BY:	DE	PRJ. MNGR.:	JE
DRILLING CONTRACTOR: AR Environmental			
DRILL METHOD: Geoprobe			
DRILLER: Angel			
Borehole diameter/drill bit type:		total depth	12'
Macrocore (2" diameter)		elevation	NA
HAMMER WT: NA		DROP: NA	
START TIME: 11:14		DATE: 11/17/2008	
COMPLETION TIME: 11:36		DATE: 11/17/2008	
BACKFILL TIME: 11:40		DATE: 11/17/2008	



Sample Depth	Advance (ft)	Recovered (ft)	Soil Description Unified Soil Classification System	Notes	Casing depth: NA Screen depth: NA
0-4'	4	3	0-2': 0.75' Concrete. 0.75' Dry, poorly graded brown sand. (SP) Rock and coal.	PID = 3.1 ppm.	
			2-4': 1.5' Dry, poorly graded brown sand. (SP)	PID = 3.7 ppm.	
				Soil sample collected from 0-2' at 11:22.	
4-8'	4	3	4-6': 0.25' Dry, poorly graded brown sand. (SP) 1.25' Concrete.	PID = 3.9 ppm.	
			6-8': 1.5' Moist, poorly graded dark brown sand with silt. (SP-SM)	PID = 7.9 ppm.	
				Soil sample collected from 6-8' at 11:36.	
8-12'	4	3.5	8-10': 0.75' Concrete. 1' Moist, poorly graded brown sand. (SP)	PID = 5.4 ppm.	
			10-12': 1.75' Wet, well graded brown sand with silt. (SW-SM)	PID = 3.8 ppm.	



Boring # GP-04	MW#	Page 4	of 9
PROJECT: 491 Wortman Ave - Brooklyn, NY			
JOB # WAT0801			
LOGGED BY:	DE	PRJ. MNGR.:	JE
DRILLING CONTRACTOR: AR Environmental			
DRILL METHOD: Geoprobe			
DRILLER: Angel			
Borehole diameter/drill bit type:		total depth	12'
Macrocore (2" diameter)		elevation	NA
HAMMER WT: NA		DROP: NA	
START TIME: 11:44		DATE: 11/17/2008	
COMPLETION TIME: 12:48		DATE: 11/17/2008	
BACKFILL TIME: 12:50		DATE: 11/17/2008	




Sample Depth	Advance (ft)	Recovered (ft)	Soil Description Unified Soil Classification System	Notes	Casing depth: NA Screen depth: NA
0-4'	4	2	0-2': 0.5' Concrete. 0.5' Dry, poorly graded brown sand with silt. (SP-SM)	PID = 13.9 ppm.	
			2-4': 1' Concrete		
				Soil sample collected from 0-2' at 12:06.	
4-8'	4	3	4-6': 1' Concrete. 0.5' Dry, poorly graded brown sand with silt. (SP-SM)	PID = 3.9 ppm.	
			6-8': 1.5' Dry, poorly graded dark brown sand with silt. (SP-SM)	PID = 20.9 ppm.	
				Soil sample collected from 6-8' at 12:22.	
8-12'	4	3	8-10': 0.5' Concrete. 1' Moist, poorly graded brown sand with silt. (SP-SM)	PID = 0.0 ppm.	
			10-12': 1.5' Wet, well graded brown sand with silt. (SW-SM)	PID = 2.3 ppm.	
				GW sample collected from 10-14' at 12:48.	



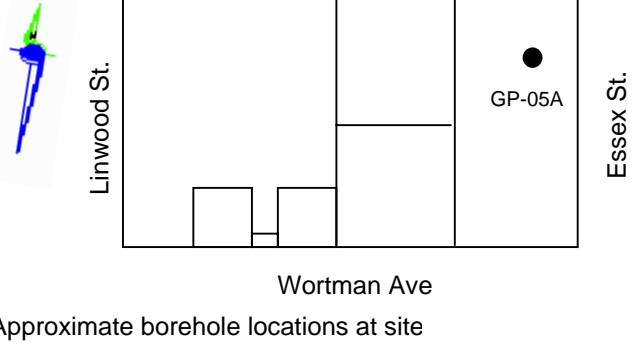
Boring # GP-05	MW#	Page 5	of 9
PROJECT: 491 Wortman Ave - Brooklyn, NY			
JOB # WAT0801			
LOGGED BY:	DE	PRJ. MNGR.:	JE
DRILLING CONTRACTOR: AR Environmental			
DRILL METHOD: Geoprobe			
DRILLER: Angel			
Borehole diameter/drill bit type:		total depth	4'
Macrocore (2" diameter)		elevation	NA
HAMMER WT: NA		DROP: NA	
START TIME: 13:16		DATE: 11/17/2008	
COMPLETION TIME: 13:20		DATE: 11/17/2008	
BACKFILL TIME: 13:24		DATE: 11/17/2008	




Sample Depth	Advance (ft)	Recovered (ft)	Soil Description Unified Soil Classification System	Notes	Casing depth: NA Screen depth: NA
0-4'	4	3	0-2': 0.5' Concrete. 1' Dry, poorly graded brown sand with silt. (SP-SM)	PID = 1.9 ppm.	
			2-4': 1' Dry, poorly graded brown sand with silt. (SP-SM) 0.5' Brick.	PID = 18.0 ppm.	
			Refusal at 4'.		



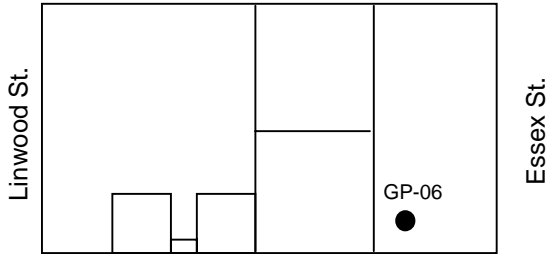
Boring # GP-05A	MW#	Page 6	of 9
PROJECT: 491 Wortman Ave - Brooklyn, NY			
JOB # WAT0801			
LOGGED BY:	DE	PRJ. MNGR.:	JE
DRILLING CONTRACTOR: AR Environmental			
DRILL METHOD: Geoprobe			
DRILLER: Angel			
Borehole diameter/drill bit type:		total depth	4'
Macrocore (2" diameter)		elevation	NA
HAMMER WT: NA		DROP: NA	
START TIME: 13:30		DATE: 11/17/2008	
COMPLETION TIME: 13:50		DATE: 11/17/2008	
BACKFILL TIME: 13:51		DATE: 11/17/2008	



Sample Depth	Advance (ft)	Recovered (ft)	Soil Description Unified Soil Classification System	Notes	Casing depth: NA Screen depth: NA
0-4'	4	3	0-2': 0.5' Concrete. 1' Dry, poorly graded brown sand with silt. (SP-SM) Cobble and coal.	PID = 0.0 ppm.	
			2-4': 1.5' Dry, poorly graded brown sand with silt. (SP-SM)	PID = 1.9 ppm.	
			Refusal at 4'.	Soil sample collected from 0-2' at 13:50.	



Boring # GP-06	MW#	Page 7	of 9
PROJECT: 491 Wortman Ave - Brooklyn, NY			
JOB # WAT0801			
LOGGED BY: DE	PRJ. MNGR.:	JE	
DRILLING CONTRACTOR: AR Environmental			
DRILL METHOD: Geoprobe			
DRILLER: Angel			
Borehole diameter/drill bit type:		total depth	4'
Macrocore (2" diameter)		elevation	NA
HAMMER WT: NA		DROP: NA	
START TIME: 13:57		DATE: 11/17/2008	
COMPLETION TIME: 14:15		DATE: 11/17/2008	
BACKFILL TIME: 14:16		DATE: 11/17/2008	

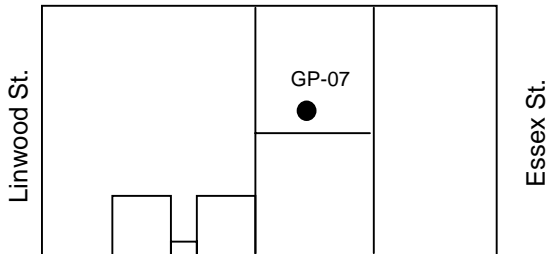


Wortman Ave
Approximate borehole locations at site

Sample Depth	Advance (ft)	Recovered (ft)	Soil Description Unified Soil Classification System	Notes	Casing depth: NA Screen depth: NA
0-4'	4	3	0-2': 0.25' Concrete. 1' Dry, poorly graded dark brown sand with silt. (SP-SM) 0.25' Concrete.	PID = 12.9 ppm.	
			2-4': 1' Dry, poorly graded dark brown sand with silt. (SP-SM) 0.5' Concrete.	PID = 8.7 ppm.	
			Refusal at 4'.		




Boring # GP-07	MW#	Page 8	of 9
PROJECT: 491 Wortman Ave - Brooklyn, NY			
JOB # WAT0801			
LOGGED BY:	DE	PRJ. MNGR.:	JE
DRILLING CONTRACTOR: AR Environmental			
DRILL METHOD: Geoprobe			
DRILLER: Angel			
Borehole diameter/drill bit type:		total depth	12'
Macrocore (2" diameter)		elevation	NA
HAMMER WT: NA		DROP: NA	
START TIME: 14:26		DATE: 11/17/2008	
COMPLETION TIME: 14:48		DATE: 11/17/2008	
BACKFILL TIME: 14:50		DATE: 11/17/2008	

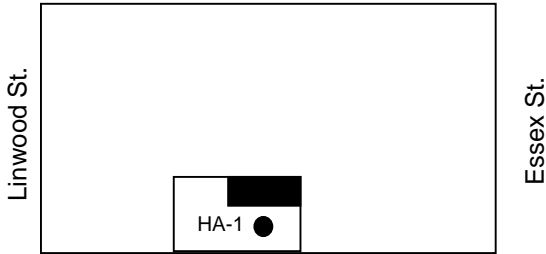


Wortman Ave
Approximate borehole locations at site

Sample Depth	Advance (ft)	Recovered (ft)	Soil Description Unified Soil Classification System	Notes	Casing depth: NA Screen depth: NA
0-4'	4	3	0-2': 0.25' Concrete. 1' Dry, poorly graded dark brown sand with silt. (SP-SM) 0.25' Concrete.	PID = 3.6 ppm.	
			2-4': 0.25' Concrete. 1.25' Dry, poorly graded dark brown sand with silt. (SP-SM)	PID = 6.8 ppm.	
				Soil sample collected from 0-2' at 14:47.	
4-8'	4	1	4-8': 1' Dry, poorly graded brown sand with silt. (SP-SM)	PID = 22.4 ppm.	
8-12'	4	3.5	8-10': 1' Dry, poorly graded dark brown sand with silt. (SP-SM) 0.75' Moist, poorly graded brown sand with silt. (SP-SM)	PID = 33.2 ppm.	
			10-12': 1.75' Wet, poorly graded brown sand with silt. (SP-SM)	PID = 48.3 ppm.	
				Soil sample collected from 10-12' at 14:48.	



Boring # HA-1	MW#	Page 9	of 9
PROJECT: 491 Wortman Ave - Brooklyn, NY			
JOB # WAT0801			
LOGGED BY:	DE	PRJ. MNGR.:	JE
DRILLING CONTRACTOR: AR Environmental			
DRILL METHOD: Hand Auger			
DRILLER: Angel			
Borehole diameter/drill bit type:		total depth	2'
Auger (1" diameter)		elevation	NA
HAMMER WT: NA		DROP: NA	
START TIME: 15:00		DATE: 11/17/2008	
COMPLETION TIME: 15:08		DATE: 11/17/2008	
BACKFILL TIME: 15:10		DATE: 11/17/2008	



Wortman Ave

Approximate borehole locations at site

Sample Depth	Advance (ft)	Recovered (ft)	Soil Description Unified Soil Classification System	Notes	Casing depth: NA Screen depth: NA
0-2'	2	2	0-2':2' Moist, poorly graded brown sand with silt. (SP-SM)	PID = 40.2 ppm.	
				Soil sample collected from 0-2' at 15:08.	

Appendix B
Laboratory Data Report

Environmental Testing Laboratories, Inc.

208 Route 109, Farmingdale NY 11735
Phone - 631-249-1456 Fax - 631-249-8344

11/26/2008

Laboratory Identifier: 0811311

Received: 11/18/2008 16:23

Sampled by: Derek Ersbak

Client: PW Grosser Consulting Engineers PC


630 Johnson Avenue - Suite 7
Bohemia,
NY 11716-2618

Project: WAT 0801

491 Wartman Ave
Brooklyn,
NY

Manager: John Eichler

Respectfully submitted,



Technical Director

NYS Lab ID # 10969
NJ Cert. # 73812
CT Cert. # PH0645
MA Cert. # NY061
NH Cert. # 252592-BA
PA Cert. #002



Environmental Testing Laboratories, Inc.

208 Route 109, Farmingdale NY 11735
Phone - 631-249-1456 Fax - 631-249-8344

11/26/2008

STARS Volatile Compounds by SW 846 8260

Sample: 0811311-16

Client Sample ID: HA-1 (0-2')

Matrix: Soil

Remarks: See Case Narrative

Analyzed Date: 11/21/2008

Type: Grab

Collected: 11/17/2008 15:08

% Solid: 89.2%

Analytical Results

Cas No	Analyte	File ID	MDL	Concentration*	Units	Q
95-63-6	1,2,4-Trimethylbenzene	B2784-7458	0.83	0.83	ug/Kg	U
108-67-8	1,3,5-Trimethylbenzene	B2784-7458	0.99	0.99	ug/Kg	U
71-43-2	Benzene	B2784-7458	1.19	1.19	ug/Kg	U
100-41-4	Ethylbenzene	B2784-7458	1.16	1.16	ug/Kg	U
98-82-8	Isopropylbenzene	B2784-7458	0.99	0.99	ug/Kg	U
108-38-3	m,p-xylene	B2784-7458	2.02	2.02	ug/Kg	U
1634-04-4	MTBE	B2784-7458	1.16	5.63	ug/Kg	J
104-51-8	n-Butylbenzene	B2784-7458	1.08	1.08	ug/Kg	U
103-65-1	n-Propylbenzene	B2784-7458	1.03	1.03	ug/Kg	U
91-20-3	Naphthalene	B2784-7458	1.01	1.01	ug/Kg	U
95-47-6	o-xylene	B2784-7458	0.87	0.87	ug/Kg	U
99-87-6	p-Isopropyltoluene	B2784-7458	1.05	1.05	ug/Kg	U
135-98-8	sec-Butylbenzene	B2784-7458	1.01	1.01	ug/Kg	U
98-06-6	tert-Butylbenzene	B2784-7458	1.19	1.19	ug/Kg	U
108-88-3	Toluene	B2784-7458	1.08	3.25	ug/Kg	J
1330-20-7	Xylenes(Total)	B2784-7458	2.02	2.02	ug/Kg	U

* Results are reported on a dry weight basis

Surrogate Results

Cas No	Analyte	File ID	% Recovery	QC Limits	Q
17060-07-0	1,2-DICHLOROETHANE-D4	B2784-7458	106.0 %	(78 - 134)	
460-00-4	4-BROMOFLUOROBENZENE	B2784-7458	95.2 %	(74 - 121)	
4774-33-8	DIBROMOFLUOROMETHANE	B2784-7458	109.0 %	(75 - 136)	
2037-26-5	TOLUENE-D8	B2784-7458	99.3 %	(86 - 108)	



Environmental Testing Laboratories, Inc.

208 Route 109, Farmingdale NY 11735
Phone - 631-249-1456 Fax - 631-249-8344

11/26/2008

Volatiles - EPA 8260B

Sample: 0811311-2

Client Sample ID: GP-01 (2-4')

Matrix: Soil

Remarks: See Case Narrative

Analyzed Date: 11/21/2008

Type: Grab

Collected: 11/17/2008 10:19

% Solid: 90.4%

Analytical Results

Cas No	Analyte	File ID	MDL	Concentration*	Units	Q
630-20-6	1,1,1,2-Tetrachloroethane	B2784-7459	2.54	2.54	ug/Kg	U
71-55-6	1,1,1-Trichloroethane	B2784-7459	2.88	2.88	ug/Kg	U
79-34-5	1,1,2,2-Tetrachloroethane	B2784-7459	3.32	3.32	ug/Kg	U
79-00-5	1,1,2-Trichloroethane	B2784-7459	3.48	3.48	ug/Kg	U
76-13-1	1,1,2-Trichlorotrifluoroethane	B2784-7459	2.88	2.88	ug/Kg	U
75-34-3	1,1-Dichloroethane	B2784-7459	3.15	3.15	ug/Kg	U
75-35-4	1,1-Dichloroethene	B2784-7459	2.05	2.05	ug/Kg	U
563-58-6	1,1-Dichloropropene	B2784-7459	2.93	2.93	ug/Kg	U
87-61-6	1,2,3-Trichlorobenzene	B2784-7459	2.65	2.65	ug/Kg	U
96-18-4	1,2,3-Trichloropropane	B2784-7459	3.93	3.93	ug/Kg	U
95-93-2	1,2,4,5-Tetramethylbenzene	B2784-7459	2.21	2.21	ug/Kg	U
120-82-1	1,2,4-Trichlorobenzene	B2784-7459	1.88	1.88	ug/Kg	U
95-63-6	1,2,4-Trimethylbenzene	B2784-7459	2.05	2.05	ug/Kg	U
96-12-8	1,2-Dibromo-3-chloropropane	B2784-7459	2.54	2.54	ug/Kg	U
106-93-4	1,2-Dibromoethane	B2784-7459	3.26	3.26	ug/Kg	U
95-50-1	1,2-Dichlorobenzene	B2784-7459	2.60	2.60	ug/Kg	U
107-06-2	1,2-Dichloroethane	B2784-7459	3.21	3.21	ug/Kg	U
78-87-5	1,2-Dichloropropane	B2784-7459	3.26	3.26	ug/Kg	U
108-67-8	1,3,5-Trimethylbenzene	B2784-7459	2.43	2.43	ug/Kg	U
541-73-1	1,3-Dichlorobenzene	B2784-7459	2.93	2.93	ug/Kg	U
142-28-9	1,3-Dichloropropane	B2784-7459	2.88	2.88	ug/Kg	U
106-46-7	1,4-Dichlorobenzene	B2784-7459	2.65	2.65	ug/Kg	U
590-20-7	2,2-Dichloropropane	B2784-7459	3.26	3.26	ug/Kg	U
78-93-3	2-Butanone	B2784-7459	12.3	12.3	ug/Kg	U
110-75-8	2-Chloroethylvinylether	B2784-7459	3.54	3.54	ug/Kg	U
95-49-8	2-Chlorotoluene	B2784-7459	2.93	2.93	ug/Kg	U
591-78-6	2-Hexanone	B2784-7459	10.9	10.9	ug/Kg	U
106-43-4	4-Chlorotoluene	B2784-7459	2.77	2.77	ug/Kg	U
99-87-6	4-Isopropyltoluene	B2784-7459	2.60	2.60	ug/Kg	U
108-10-1	4-Methyl-2-pentanone	B2784-7459	11.9	11.9	ug/Kg	U
67-64-1	Acetone	B2784-7459	14.4	101	ug/Kg	J
107-13-1	Acrylonitrile	B2784-7459	38.7	38.7	ug/Kg	U



Environmental Testing Laboratories, Inc.

208 Route 109, Farmingdale NY 11735
Phone - 631-249-1456 Fax - 631-249-8344

11/26/2008

Volatiles - EPA 8260B

Sample: 0811311-2

Client Sample ID: GP-01 (2-4')

Matrix: Soil

Remarks: See Case Narrative

Analyzed Date: 11/21/2008

Type: Grab

Collected: 11/17/2008 10:19

% Solid: 90.4%

Analytical Results

Cas No	Analyte	File ID	MDL	Concentration*	Units	Q
71-43-2	Benzene	B2784-7459	2.93	2.93	ug/Kg	U
108-86-1	Bromobenzene	B2784-7459	2.82	2.82	ug/Kg	U
74-97-5	Bromochloromethane	B2784-7459	3.21	3.21	ug/Kg	U
75-27-4	Bromodichloromethane	B2784-7459	2.60	2.60	ug/Kg	U
75-25-2	Bromoform	B2784-7459	2.65	2.65	ug/Kg	U
74-83-9	Bromomethane	B2784-7459	2.71	2.71	ug/Kg	U
156-59-2	c-1,2-Dichloroethene	B2784-7459	2.49	2.49	ug/Kg	U
10061-01-5	c-1,3-Dichloropropene	B2784-7459	2.82	2.82	ug/Kg	U
75-15-0	Carbon disulfide	B2784-7459	2.60	2.60	ug/Kg	U
56-23-5	Carbon Tetrachloride	B2784-7459	3.10	3.10	ug/Kg	U
108-90-7	Chlorobenzene	B2784-7459	3.37	3.37	ug/Kg	U
75-45-6	Chlorodifluoromethane	B2784-7459	4.87	4.87	ug/Kg	U
75-00-3	Chloroethane	B2784-7459	3.87	3.87	ug/Kg	U
67-66-3	Chloroform	B2784-7459	3.26	3.26	ug/Kg	U
74-87-3	Chloromethane	B2784-7459	2.77	2.77	ug/Kg	U
124-48-1	Dibromochloromethane	B2784-7459	2.54	2.54	ug/Kg	U
74-95-3	Dibromomethane	B2784-7459	4.37	4.37	ug/Kg	U
75-71-8	Dichlorodifluoromethane	B2784-7459	2.05	2.05	ug/Kg	U
100-41-4	Ethylbenzene	B2784-7459	2.88	2.88	ug/Kg	U
87-68-3	Hexachlorobutadiene	B2784-7459	2.65	2.65	ug/Kg	U
98-82-8	Isopropylbenzene	B2784-7459	2.43	2.43	ug/Kg	U
108-38-3	m,p-xylene	B2784-7459	4.98	4.98	ug/Kg	U
1634-04-4	Methyl t-butyl ether	B2784-7459	2.88	18.8	ug/Kg	J
75-09-2	Methylene Chloride	B2784-7459	5.20	5.20	ug/Kg	U
104-51-8	n-Butylbenzene	B2784-7459	2.65	2.65	ug/Kg	U
103-65-1	n-Propylbenzene	B2784-7459	2.54	2.54	ug/Kg	U
91-20-3	Naphthalene	B2784-7459	2.49	2.49	ug/Kg	U
95-47-6	o-xylene	B2784-7459	2.16	2.16	ug/Kg	U
105-05-5	p-Diethylbenzene	B2784-7459	2.54	2.54	ug/Kg	U
622-96-8	p-Ethyltoluene	B2784-7459	2.32	2.32	ug/Kg	U
135-98-8	sec-Butylbenzene	B2784-7459	2.49	2.49	ug/Kg	U
100-42-5	Styrene	B2784-7459	2.38	2.38	ug/Kg	U



Environmental Testing Laboratories, Inc.

208 Route 109, Farmingdale NY 11735
Phone - 631-249-1456 Fax - 631-249-8344

11/26/2008

Volatiles - EPA 8260B

Sample: 0811311-2

Client Sample ID: GP-01 (2-4')

Matrix: Soil

Remarks: See Case Narrative

Analyzed Date: 11/21/2008

Type: Grab

Collected: 11/17/2008 10:19

% Solid: 90.4%

Analytical Results

Cas No	Analyte	File ID	MDL	Concentration*	Units	Q
156-60-5	t-1,2-Dichloroethene	B2784-7459	2.54	2.54	ug/Kg	U
10061-02-6	t-1,3-Dichloropropene	B2784-7459	2.32	2.32	ug/Kg	U
994-05-8	TAME	B2784-7459	3.48	3.48	ug/Kg	U
98-06-6	tert-Butylbenzene	B2784-7459	2.93	2.93	ug/Kg	U
75-65-0	Tertiary butyl alcohol	B2784-7459	29.8	29.8	ug/Kg	U
127-18-4	Tetrachloroethene	B2784-7459	2.49	67.8	ug/Kg	
108-88-3	Toluene	B2784-7459	2.65	7.43	ug/Kg	J
79-01-6	Trichloroethene	B2784-7459	2.71	409	ug/Kg	
75-69-4	Trichlorofluoromethane	B2784-7459	3.10	3.10	ug/Kg	U
75-01-4	Vinyl Chloride	B2784-7459	3.76	3.76	ug/Kg	U

* Results are reported on a dry weight basis

Surrogate Results

Cas No	Analyte	File ID	% Recovery	QC Limits	Q
17060-07-0	1,2-DICHLOROETHANE-D4	B2784-7459	106.0 %	(78 - 134)	
460-00-4	4-BROMOFLUOROBENZENE	B2784-7459	95.5 %	(74 - 121)	
4774-33-8	DIBROMOFLUOROMETHANE	B2784-7459	111.0 %	(75 - 136)	
2037-26-5	TOLUENE-D8	B2784-7459	98.7 %	(86 - 108)	



Environmental Testing Laboratories, Inc.

208 Route 109, Farmingdale NY 11735
Phone - 631-249-1456 Fax - 631-249-8344

11/26/2008

Volatiles - EPA 8260B

Sample: 0811311-5

Client Sample ID: GP-01 (GW)

Collected: 11/17/2008 10:05

Matrix: Liquid

Type: Grab

Remarks: See Case Narrative

Analyzed Date: 11/19/2008

Analytical Results

Cas No	Analyte	File ID	MDL	Concentration	Units	Q
630-20-6	1,1,1,2-Tetrachloroethane	A2901-29	0.86	0.86	ug/L	U
71-55-6	1,1,1-Trichloroethane	A2901-29	0.95	7.91	ug/L	
79-34-5	1,1,2,2-Tetrachloroethane	A2901-29	0.75	0.75	ug/L	U
79-00-5	1,1,2-Trichloroethane	A2901-29	0.90	0.90	ug/L	U
76-13-1	1,1,2-Trichlorotrifluoroethane	A2901-29	0.88	0.88	ug/L	U
75-34-3	1,1-Dichloroethane	A2901-29	1.01	7.33	ug/L	
75-35-4	1,1-Dichloroethene	A2901-29	0.93	7.69	ug/L	
563-58-6	1,1-Dichloropropene	A2901-29	0.80	0.80	ug/L	U
87-61-6	1,2,3-Trichlorobenzene	A2901-29	0.62	0.62	ug/L	U
96-18-4	1,2,3-Trichloropropane	A2901-29	0.78	0.78	ug/L	U
95-93-2	1,2,4,5-Tetramethylbenzene	A2901-29	0.78	0.78	ug/L	U
120-82-1	1,2,4-Trichlorobenzene	A2901-29	0.67	0.67	ug/L	U
95-63-6	1,2,4-Trimethylbenzene	A2901-29	0.84	0.84	ug/L	U
96-12-8	1,2-Dibromo-3-chloropropane	A2901-29	0.75	0.75	ug/L	U
106-93-4	1,2-Dibromoethane	A2901-29	0.78	0.78	ug/L	U
95-50-1	1,2-Dichlorobenzene	A2901-29	0.80	1.11	ug/L	J
107-06-2	1,2-Dichloroethane	A2901-29	0.97	0.97	ug/L	U
78-87-5	1,2-Dichloropropane	A2901-29	0.89	0.89	ug/L	U
108-67-8	1,3,5-Trimethylbenzene	A2901-29	0.82	0.82	ug/L	U
541-73-1	1,3-Dichlorobenzene	A2901-29	0.77	0.77	ug/L	U
142-28-9	1,3-Dichloropropane	A2901-29	0.83	0.83	ug/L	U
106-46-7	1,4-Dichlorobenzene	A2901-29	0.78	0.78	ug/L	U
590-20-7	2,2-Dichloropropane	A2901-29	0.87	0.87	ug/L	U
78-93-3	2-Butanone	A2901-29	0.76	0.76	ug/L	U
110-75-8	2-Chloroethylvinylether	A2901-29	1.42	1.42	ug/L	U
95-49-8	2-Chlorotoluene	A2901-29	0.83	0.83	ug/L	U
591-78-6	2-Hexanone	A2901-29	0.61	0.61	ug/L	U
106-43-4	4-Chlorotoluene	A2901-29	0.78	0.78	ug/L	U
99-87-6	4-Isopropyltoluene	A2901-29	0.81	0.81	ug/L	U
108-10-1	4-Methyl-2-pentanone	A2901-29	0.86	0.86	ug/L	U
67-64-1	Acetone	A2901-29	1.16	1.16	ug/L	U
107-13-1	Acrylonitrile	A2901-29	3.78	3.78	ug/L	U



Environmental Testing Laboratories, Inc.

208 Route 109, Farmingdale NY 11735
Phone - 631-249-1456 Fax - 631-249-8344

11/26/2008

Volatiles - EPA 8260B

Sample: 0811311-5

Client Sample ID: GP-01 (GW)

Collected: 11/17/2008 10:05

Matrix: Liquid

Type: Grab

Remarks: See Case Narrative

Analyzed Date: 11/19/2008

Analytical Results

Cas No	Analyte	File ID	MDL	Concentration	Units	Q
71-43-2	Benzene	A2901-29	0.88	0.88	ug/L	U
108-86-1	Bromobenzene	A2901-29	0.80	0.80	ug/L	U
74-97-5	Bromochloromethane	A2901-29	0.91	0.91	ug/L	U
75-27-4	Bromodichloromethane	A2901-29	0.89	0.89	ug/L	U
75-25-2	Bromoform	A2901-29	0.81	0.81	ug/L	U
74-83-9	Bromomethane	A2901-29	1.02	1.02	ug/L	U
156-59-2	c-1,2-Dichloroethene	A2901-29	0.89	16.5	ug/L	
10061-01-5	c-1,3-Dichloropropene	A2901-29	0.87	0.87	ug/L	U
75-15-0	Carbon disulfide	A2901-29	0.82	0.82	ug/L	U
56-23-5	Carbon Tetrachloride	A2901-29	0.90	0.90	ug/L	U
108-90-7	Chlorobenzene	A2901-29	0.86	0.86	ug/L	U
75-45-6	Chlorodifluoromethane	A2901-29	0.93	0.93	ug/L	U
75-00-3	Chloroethane	A2901-29	1.44	1.44	ug/L	U
67-66-3	Chloroform	A2901-29	0.97	17.7	ug/L	
74-87-3	Chloromethane	A2901-29	0.79	0.79	ug/L	U
124-48-1	Dibromochloromethane	A2901-29	0.83	0.83	ug/L	U
74-95-3	Dibromomethane	A2901-29	0.91	0.91	ug/L	U
75-71-8	Dichlorodifluoromethane	A2901-29	0.80	0.80	ug/L	U
100-41-4	Ethylbenzene	A2901-29	0.89	0.89	ug/L	U
87-68-3	Hexachlorobutadiene	A2901-29	0.79	0.79	ug/L	U
98-82-8	Isopropylbenzene	A2901-29	0.86	0.86	ug/L	U
108-38-3	m,p-xylene	A2901-29	1.74	1.74	ug/L	U
1634-04-4	Methyl t-butyl ether	A2901-29	0.88	0.88	ug/L	U
75-09-2	Methylene Chloride	A2901-29	1.08	3.08	ug/L	J
104-51-8	n-Butylbenzene	A2901-29	0.83	0.83	ug/L	U
103-65-1	n-Propylbenzene	A2901-29	0.81	0.81	ug/L	U
91-20-3	Naphthalene	A2901-29	0.61	0.61	ug/L	U
95-47-6	o-xylene	A2901-29	0.85	0.85	ug/L	U
105-05-5	p-Diethylbenzene	A2901-29	0.77	0.77	ug/L	U
622-96-8	p-Ethyltoluene	A2901-29	0.81	0.81	ug/L	U
135-98-8	sec-Butylbenzene	A2901-29	0.78	0.78	ug/L	U
100-42-5	Styrene	A2901-29	0.81	0.81	ug/L	U



Environmental Testing Laboratories, Inc.

208 Route 109, Farmingdale NY 11735
Phone - 631-249-1456 Fax - 631-249-8344

11/26/2008

Volatiles - EPA 8260B

Sample: 0811311-5

Client Sample ID: GP-01 (GW)

Collected: 11/17/2008 10:05

Matrix: Liquid

Type: Grab

Remarks: See Case Narrative

Analyzed Date: 11/19/2008

Analytical Results

Cas No	Analyte	File ID	MDL	Concentration	Units	Q
156-60-5	t-1,2-Dichloroethene	A2901-29	0.95	0.95	ug/L	U
10061-02-6	t-1,3-Dichloropropene	A2901-29	0.79	0.79	ug/L	U
994-05-8	TAME	A2901-29	0.86	0.86	ug/L	U
98-06-6	tert-Butylbenzene	A2901-29	0.85	0.85	ug/L	U
75-65-0	Tertiary butyl alcohol	A2901-29	8.10	8.10	ug/L	U
127-18-4	Tetrachloroethene	A2902-48	84.0	544	ug/L	
108-88-3	Toluene	A2901-29	1.08	1.08	ug/L	U
79-01-6	Trichloroethene	A2902-48	94.0	24000	ug/L	E
75-69-4	Trichlorofluoromethane	A2901-29	1.00	1.00	ug/L	U
75-01-4	Vinyl Chloride	A2901-29	0.82	0.82	ug/L	U

Surrogate Results

Cas No	Analyte	File ID	% Recovery	QC Limits	Q
17060-07-0	1,2-DICHLOROETHANE-D4	A2901-29	101.0 %	(82 - 127)	
460-00-4	4-BROMOFLUOROBENZENE	A2901-29	105.0 %	(82 - 115)	
4774-33-8	DIBROMOFLUOROMETHANE	A2901-29	98.9 %	(80 - 116)	
2037-26-5	TOLUENE-D8	A2901-29	89.3 %	(78 - 114)	
17060-07-0	1,2-DICHLOROETHANE-D4	A2902-48	98.7 %	(82 - 127)	
460-00-4	4-BROMOFLUOROBENZENE	A2902-48	93.2 %	(82 - 115)	
4774-33-8	DIBROMOFLUOROMETHANE	A2902-48	97.7 %	(80 - 116)	
2037-26-5	TOLUENE-D8	A2902-48	96.9 %	(78 - 114)	



Environmental Testing Laboratories, Inc.

208 Route 109, Farmingdale NY 11735
Phone - 631-249-1456 Fax - 631-249-8344

11/26/2008

Volatiles - EPA 8260B

Sample: 0811311-6

Client Sample ID: GP-02 (0-2')

Matrix: Soil

Remarks: See Case Narrative

Analyzed Date: 11/20/2008

Type: Grab

Collected: 11/17/2008 10:38

% Solid: 91.5%

Analytical Results

Cas No	Analyte	File ID	MDL	Concentration*	Units	Q
630-20-6	1,1,1,2-Tetrachloroethane	A2902-50	118	118	ug/Kg	U
71-55-6	1,1,1-Trichloroethane	A2902-50	130	130	ug/Kg	U
79-34-5	1,1,2,2-Tetrachloroethane	A2902-50	103	103	ug/Kg	U
79-00-5	1,1,2-Trichloroethane	A2902-50	123	123	ug/Kg	U
76-13-1	1,1,2-Trichlorotrifluoroethane	A2902-50	121	121	ug/Kg	U
75-34-3	1,1-Dichloroethane	A2902-50	138	138	ug/Kg	U
75-35-4	1,1-Dichloroethene	A2902-50	127	127	ug/Kg	U
563-58-6	1,1-Dichloropropene	A2902-50	110	110	ug/Kg	U
87-61-6	1,2,3-Trichlorobenzene	A2902-50	84.9	84.9	ug/Kg	U
96-18-4	1,2,3-Trichloropropane	A2902-50	107	107	ug/Kg	U
95-93-2	1,2,4,5-Tetramethylbenzene	A2902-50	107	107	ug/Kg	U
120-82-1	1,2,4-Trichlorobenzene	A2902-50	91.8	91.8	ug/Kg	U
95-63-6	1,2,4-Trimethylbenzene	A2902-50	115	115	ug/Kg	U
96-12-8	1,2-Dibromo-3-chloropropane	A2902-50	103	103	ug/Kg	U
106-93-4	1,2-Dibromoethane	A2902-50	107	107	ug/Kg	U
95-50-1	1,2-Dichlorobenzene	A2902-50	110	110	ug/Kg	U
107-06-2	1,2-Dichloroethane	A2902-50	133	133	ug/Kg	U
78-87-5	1,2-Dichloropropane	A2902-50	122	122	ug/Kg	U
108-67-8	1,3,5-Trimethylbenzene	A2902-50	112	112	ug/Kg	U
541-73-1	1,3-Dichlorobenzene	A2902-50	105	105	ug/Kg	U
142-28-9	1,3-Dichloropropane	A2902-50	114	114	ug/Kg	U
106-46-7	1,4-Dichlorobenzene	A2902-50	107	107	ug/Kg	U
590-20-7	2,2-Dichloropropane	A2902-50	119	119	ug/Kg	U
78-93-3	2-Butanone	A2902-50	104	104	ug/Kg	U
110-75-8	2-Chloroethylvinylether	A2902-50	195	195	ug/Kg	U
95-49-8	2-Chlorotoluene	A2902-50	114	114	ug/Kg	U
591-78-6	2-Hexanone	A2902-50	83.6	83.6	ug/Kg	U
106-43-4	4-Chlorotoluene	A2902-50	107	107	ug/Kg	U
99-87-6	4-Isopropyltoluene	A2902-50	111	111	ug/Kg	U
108-10-1	4-Methyl-2-pentanone	A2902-50	118	118	ug/Kg	U
67-64-1	Acetone	A2902-50	159	159	ug/Kg	U
107-13-1	Acrylonitrile	A2902-50	518	518	ug/Kg	U



Environmental Testing Laboratories, Inc.

208 Route 109, Farmingdale NY 11735
Phone - 631-249-1456 Fax - 631-249-8344

11/26/2008

Volatiles - EPA 8260B

Sample: 0811311-6

Client Sample ID: GP-02 (0-2')

Matrix: Soil

Remarks: See Case Narrative

Analyzed Date: 11/20/2008

Type: Grab

Collected: 11/17/2008 10:38

% Solid: 91.5%

Analytical Results

Cas No	Analyte	File ID	MDL	Concentration*	Units	Q
71-43-2	Benzene	A2902-50	121	121	ug/Kg	U
108-86-1	Bromobenzene	A2902-50	110	110	ug/Kg	U
74-97-5	Bromochloromethane	A2902-50	125	125	ug/Kg	U
75-27-4	Bromodichloromethane	A2902-50	122	122	ug/Kg	U
75-25-2	Bromoform	A2902-50	111	111	ug/Kg	U
74-83-9	Bromomethane	A2902-50	140	140	ug/Kg	U
156-59-2	c-1,2-Dichloroethene	A2902-50	122	122	ug/Kg	U
10061-01-5	c-1,3-Dichloropropene	A2902-50	119	119	ug/Kg	U
75-15-0	Carbon disulfide	A2902-50	112	112	ug/Kg	U
56-23-5	Carbon Tetrachloride	A2902-50	123	123	ug/Kg	U
108-90-7	Chlorobenzene	A2902-50	118	118	ug/Kg	U
75-45-6	Chlorodifluoromethane	A2902-50	127	127	ug/Kg	U
75-00-3	Chloroethane	A2902-50	197	197	ug/Kg	U
67-66-3	Chloroform	A2902-50	133	133	ug/Kg	U
74-87-3	Chloromethane	A2902-50	108	108	ug/Kg	U
124-48-1	Dibromochloromethane	A2902-50	114	114	ug/Kg	U
74-95-3	Dibromomethane	A2902-50	125	125	ug/Kg	U
75-71-8	Dichlorodifluoromethane	A2902-50	110	110	ug/Kg	U
100-41-4	Ethylbenzene	A2902-50	122	122	ug/Kg	U
87-68-3	Hexachlorobutadiene	A2902-50	108	108	ug/Kg	U
98-82-8	Isopropylbenzene	A2902-50	118	118	ug/Kg	U
108-38-3	m,p-xylene	A2902-50	238	238	ug/Kg	U
1634-04-4	Methyl t-butyl ether	A2902-50	121	121	ug/Kg	U
75-09-2	Methylene Chloride	A2902-50	148	148	ug/Kg	U
104-51-8	n-Butylbenzene	A2902-50	114	114	ug/Kg	U
103-65-1	n-Propylbenzene	A2902-50	111	111	ug/Kg	U
91-20-3	Naphthalene	A2902-50	83.6	83.6	ug/Kg	U
95-47-6	o-xylene	A2902-50	116	116	ug/Kg	U
105-05-5	p-Diethylbenzene	A2902-50	105	105	ug/Kg	U
622-96-8	p-Ethyltoluene	A2902-50	111	111	ug/Kg	U
135-98-8	sec-Butylbenzene	A2902-50	107	107	ug/Kg	U
100-42-5	Styrene	A2902-50	111	111	ug/Kg	U



Environmental Testing Laboratories, Inc.

208 Route 109, Farmingdale NY 11735
Phone - 631-249-1456 Fax - 631-249-8344

11/26/2008

Volatiles - EPA 8260B

Sample: 0811311-6

Client Sample ID: GP-02 (0-2')

Matrix: Soil

Remarks: See Case Narrative

Analyzed Date: 11/20/2008

Type: Grab

Collected: 11/17/2008 10:38

% Solid: 91.5%

Analytical Results

Cas No	Analyte	File ID	MDL	Concentration*	Units	Q
156-60-5	t-1,2-Dichloroethene	A2902-50	130	130	ug/Kg	U
10061-02-6	t-1,3-Dichloropropene	A2902-50	108	108	ug/Kg	U
994-05-8	TAME	A2902-50	118	118	ug/Kg	U
98-06-6	tert-Butylbenzene	A2902-50	116	116	ug/Kg	U
75-65-0	Tertiary butyl alcohol	A2902-50	1110	1110	ug/Kg	U
127-18-4	Tetrachloroethene	A2902-50	115	213	ug/Kg	J
108-88-3	Toluene	A2902-50	148	148	ug/Kg	U
79-01-6	Trichloroethene	A2902-50	129	18900	ug/Kg	
75-69-4	Trichlorofluoromethane	A2902-50	137	137	ug/Kg	U
75-01-4	Vinyl Chloride	A2902-50	112	112	ug/Kg	U

* Results are reported on a dry weight basis

Surrogate Results

Cas No	Analyte	File ID	% Recovery	QC Limits	Q
17060-07-0	1,2-DICHLOROETHANE-D4	A2902-50	96.8 %	(74 - 173)	
460-00-4	4-BROMOFLUOROBENZENE	A2902-50	92.1 %	(77 - 131)	
4774-33-8	DIBROMOFLUOROMETHANE	A2902-50	98.4 %	(75 - 159)	
2037-26-5	TOLUENE-D8	A2902-50	97.4 %	(74 - 136)	



Environmental Testing Laboratories, Inc.

208 Route 109, Farmingdale NY 11735
Phone - 631-249-1456 Fax - 631-249-8344

11/26/2008

Volatiles - EPA 8260B

Sample: 0811311-7

Client Sample ID: GP-02 (8-10')

Matrix: Soil

Remarks: See Case Narrative

Analyzed Date: 11/20/2008

Type: Grab

Collected: 11/17/2008 10:58

% Solid: 90.7%

Analytical Results

Cas No	Analyte	File ID	MDL	Concentration*	Units	Q
630-20-6	1,1,1,2-Tetrachloroethane	A2902-51	119	119	ug/Kg	U
71-55-6	1,1,1-Trichloroethane	A2902-51	131	131	ug/Kg	U
79-34-5	1,1,2,2-Tetrachloroethane	A2902-51	104	104	ug/Kg	U
79-00-5	1,1,2-Trichloroethane	A2902-51	124	124	ug/Kg	U
76-13-1	1,1,2-Trichlorotrifluoroethane	A2902-51	121	121	ug/Kg	U
75-34-3	1,1-Dichloroethane	A2902-51	139	139	ug/Kg	U
75-35-4	1,1-Dichloroethene	A2902-51	128	128	ug/Kg	U
563-58-6	1,1-Dichloropropene	A2902-51	110	110	ug/Kg	U
87-61-6	1,2,3-Trichlorobenzene	A2902-51	85.6	85.6	ug/Kg	U
96-18-4	1,2,3-Trichloropropane	A2902-51	108	108	ug/Kg	U
95-93-2	1,2,4,5-Tetramethylbenzene	A2902-51	108	108	ug/Kg	U
120-82-1	1,2,4-Trichlorobenzene	A2902-51	92.5	92.5	ug/Kg	U
95-63-6	1,2,4-Trimethylbenzene	A2902-51	116	116	ug/Kg	U
96-12-8	1,2-Dibromo-3-chloropropane	A2902-51	104	104	ug/Kg	U
106-93-4	1,2-Dibromoethane	A2902-51	108	108	ug/Kg	U
95-50-1	1,2-Dichlorobenzene	A2902-51	110	110	ug/Kg	U
107-06-2	1,2-Dichloroethane	A2902-51	134	134	ug/Kg	U
78-87-5	1,2-Dichloropropane	A2902-51	123	123	ug/Kg	U
108-67-8	1,3,5-Trimethylbenzene	A2902-51	113	113	ug/Kg	U
541-73-1	1,3-Dichlorobenzene	A2902-51	106	106	ug/Kg	U
142-28-9	1,3-Dichloropropane	A2902-51	115	115	ug/Kg	U
106-46-7	1,4-Dichlorobenzene	A2902-51	108	108	ug/Kg	U
590-20-7	2,2-Dichloropropane	A2902-51	120	120	ug/Kg	U
78-93-3	2-Butanone	A2902-51	105	105	ug/Kg	U
110-75-8	2-Chloroethylvinylether	A2902-51	196	196	ug/Kg	U
95-49-8	2-Chlorotoluene	A2902-51	115	115	ug/Kg	U
591-78-6	2-Hexanone	A2902-51	84.2	84.2	ug/Kg	U
106-43-4	4-Chlorotoluene	A2902-51	108	108	ug/Kg	U
99-87-6	4-Isopropyltoluene	A2902-51	112	112	ug/Kg	U
108-10-1	4-Methyl-2-pentanone	A2902-51	119	119	ug/Kg	U
67-64-1	Acetone	A2902-51	160	160	ug/Kg	U
107-13-1	Acrylonitrile	A2902-51	522	522	ug/Kg	U



Environmental Testing Laboratories, Inc.

208 Route 109, Farmingdale NY 11735
Phone - 631-249-1456 Fax - 631-249-8344

11/26/2008

Volatiles - EPA 8260B

Sample: 0811311-7

Client Sample ID: GP-02 (8-10')

Matrix: Soil

Remarks: See Case Narrative

Analyzed Date: 11/20/2008

Type: Grab

Collected: 11/17/2008 10:58

% Solid: 90.7%

Analytical Results

Cas No	Analyte	File ID	MDL	Concentration*	Units	Q
71-43-2	Benzene	A2902-51	121	121	ug/Kg	U
108-86-1	Bromobenzene	A2902-51	110	110	ug/Kg	U
74-97-5	Bromochloromethane	A2902-51	126	126	ug/Kg	U
75-27-4	Bromodichloromethane	A2902-51	123	123	ug/Kg	U
75-25-2	Bromoform	A2902-51	112	112	ug/Kg	U
74-83-9	Bromomethane	A2902-51	141	141	ug/Kg	U
156-59-2	c-1,2-Dichloroethene	A2902-51	123	123	ug/Kg	U
10061-01-5	c-1,3-Dichloropropene	A2902-51	120	120	ug/Kg	U
75-15-0	Carbon disulfide	A2902-51	113	113	ug/Kg	U
56-23-5	Carbon Tetrachloride	A2902-51	124	124	ug/Kg	U
108-90-7	Chlorobenzene	A2902-51	119	119	ug/Kg	U
75-45-6	Chlorodifluoromethane	A2902-51	128	128	ug/Kg	U
75-00-3	Chloroethane	A2902-51	199	199	ug/Kg	U
67-66-3	Chloroform	A2902-51	134	134	ug/Kg	U
74-87-3	Chloromethane	A2902-51	109	109	ug/Kg	U
124-48-1	Dibromochloromethane	A2902-51	115	115	ug/Kg	U
74-95-3	Dibromomethane	A2902-51	126	126	ug/Kg	U
75-71-8	Dichlorodifluoromethane	A2902-51	110	110	ug/Kg	U
100-41-4	Ethylbenzene	A2902-51	123	123	ug/Kg	U
87-68-3	Hexachlorobutadiene	A2902-51	109	109	ug/Kg	U
98-82-8	Isopropylbenzene	A2902-51	119	119	ug/Kg	U
108-38-3	m,p-xylene	A2902-51	240	240	ug/Kg	U
1634-04-4	Methyl t-butyl ether	A2902-51	121	201	ug/Kg	J
75-09-2	Methylene Chloride	A2902-51	149	149	ug/Kg	U
104-51-8	n-Butylbenzene	A2902-51	115	115	ug/Kg	U
103-65-1	n-Propylbenzene	A2902-51	112	112	ug/Kg	U
91-20-3	Naphthalene	A2902-51	84.2	182	ug/Kg	J
95-47-6	o-xylene	A2902-51	117	117	ug/Kg	U
105-05-5	p-Diethylbenzene	A2902-51	106	106	ug/Kg	U
622-96-8	p-Ethyltoluene	A2902-51	112	112	ug/Kg	U
135-98-8	sec-Butylbenzene	A2902-51	108	108	ug/Kg	U
100-42-5	Styrene	A2902-51	112	112	ug/Kg	U



Environmental Testing Laboratories, Inc.

208 Route 109, Farmingdale NY 11735
Phone - 631-249-1456 Fax - 631-249-8344

11/26/2008

Volatiles - EPA 8260B

Sample: 0811311-7

Client Sample ID: GP-02 (8-10')

Matrix: Soil

Remarks: See Case Narrative

Analyzed Date: 11/20/2008

Type: Grab

Collected: 11/17/2008 10:58

% Solid: 90.7%

Analytical Results

Cas No	Analyte	File ID	MDL	Concentration*	Units	Q
156-60-5	t-1,2-Dichloroethene	A2902-51	131	131	ug/Kg	U
10061-02-6	t-1,3-Dichloropropene	A2902-51	109	109	ug/Kg	U
994-05-8	TAME	A2902-51	119	119	ug/Kg	U
98-06-6	tert-Butylbenzene	A2902-51	117	117	ug/Kg	U
75-65-0	Tertiary butyl alcohol	A2902-51	1120	1120	ug/Kg	U
127-18-4	Tetrachloroethene	A2902-51	116	975	ug/Kg	
108-88-3	Toluene	A2902-51	149	149	ug/Kg	U
79-01-6	Trichloroethene	A2903-81	1300	63100	ug/Kg	
75-69-4	Trichlorofluoromethane	A2902-51	138	138	ug/Kg	U
75-01-4	Vinyl Chloride	A2902-51	113	113	ug/Kg	U

* Results are reported on a dry weight basis

Surrogate Results

Cas No	Analyte	File ID	% Recovery	QC Limits	Q
17060-07-0	1,2-DICHLOROETHANE-D4	A2902-51	101.0 %	(74 - 173)	
460-00-4	4-BROMOFLUOROBENZENE	A2902-51	95.3 %	(77 - 131)	
4774-33-8	DIBROMOFLUOROMETHANE	A2902-51	98.6 %	(75 - 159)	
2037-26-5	TOLUENE-D8	A2902-51	101.0 %	(74 - 136)	
17060-07-0	1,2-DICHLOROETHANE-D4	A2903-81	100.0 %	(74 - 173)	
460-00-4	4-BROMOFLUOROBENZENE	A2903-81	99.2 %	(77 - 131)	
4774-33-8	DIBROMOFLUOROMETHANE	A2903-81	99.3 %	(75 - 159)	
2037-26-5	TOLUENE-D8	A2903-81	96.4 %	(74 - 136)	



Environmental Testing Laboratories, Inc.

208 Route 109, Farmingdale NY 11735
Phone - 631-249-1456 Fax - 631-249-8344

11/26/2008

Volatiles - EPA 8260B

Sample: 0811311-8

Client Sample ID: GP-03 (0-2')

Matrix: Soil

Remarks: See Case Narrative

Analyzed Date: 11/21/2008

Type: Grab

Collected: 11/17/2008 11:22

% Solid: 92.7%

Analytical Results

Cas No	Analyte	File ID	MDL	Concentration*	Units	Q
630-20-6	1,1,1,2-Tetrachloroethane	B2784-7460	2.48	2.48	ug/Kg	U
71-55-6	1,1,1-Trichloroethane	B2784-7460	2.80	2.80	ug/Kg	U
79-34-5	1,1,2,2-Tetrachloroethane	B2784-7460	3.23	3.23	ug/Kg	U
79-00-5	1,1,2-Trichloroethane	B2784-7460	3.40	3.40	ug/Kg	U
76-13-1	1,1,2-Trichlorotrifluoroethane	B2784-7460	2.80	2.80	ug/Kg	U
75-34-3	1,1-Dichloroethane	B2784-7460	3.07	3.07	ug/Kg	U
75-35-4	1,1-Dichloroethene	B2784-7460	1.99	1.99	ug/Kg	U
563-58-6	1,1-Dichloropropene	B2784-7460	2.86	2.86	ug/Kg	U
87-61-6	1,2,3-Trichlorobenzene	B2784-7460	2.59	2.59	ug/Kg	U
96-18-4	1,2,3-Trichloropropane	B2784-7460	3.83	3.83	ug/Kg	U
95-93-2	1,2,4,5-Tetramethylbenzene	B2784-7460	2.16	2.16	ug/Kg	U
120-82-1	1,2,4-Trichlorobenzene	B2784-7460	1.83	1.83	ug/Kg	U
95-63-6	1,2,4-Trimethylbenzene	B2784-7460	1.99	1.99	ug/Kg	U
96-12-8	1,2-Dibromo-3-chloropropane	B2784-7460	2.48	2.48	ug/Kg	U
106-93-4	1,2-Dibromoethane	B2784-7460	3.18	3.18	ug/Kg	U
95-50-1	1,2-Dichlorobenzene	B2784-7460	2.53	2.53	ug/Kg	U
107-06-2	1,2-Dichloroethane	B2784-7460	3.13	3.13	ug/Kg	U
78-87-5	1,2-Dichloropropane	B2784-7460	3.18	3.18	ug/Kg	U
108-67-8	1,3,5-Trimethylbenzene	B2784-7460	2.37	2.37	ug/Kg	U
541-73-1	1,3-Dichlorobenzene	B2784-7460	2.86	2.86	ug/Kg	U
142-28-9	1,3-Dichloropropane	B2784-7460	2.80	2.80	ug/Kg	U
106-46-7	1,4-Dichlorobenzene	B2784-7460	2.59	2.59	ug/Kg	U
590-20-7	2,2-Dichloropropane	B2784-7460	3.18	3.18	ug/Kg	U
78-93-3	2-Butanone	B2784-7460	12.0	12.0	ug/Kg	U
110-75-8	2-Chloroethylvinylether	B2784-7460	3.45	3.45	ug/Kg	U
95-49-8	2-Chlorotoluene	B2784-7460	2.86	2.86	ug/Kg	U
591-78-6	2-Hexanone	B2784-7460	10.7	10.7	ug/Kg	U
106-43-4	4-Chlorotoluene	B2784-7460	2.69	2.69	ug/Kg	U
99-87-6	4-Isopropyltoluene	B2784-7460	2.53	2.53	ug/Kg	U
108-10-1	4-Methyl-2-pentanone	B2784-7460	11.6	11.6	ug/Kg	U
67-64-1	Acetone	B2784-7460	14.0	102	ug/Kg	J
107-13-1	Acrylonitrile	B2784-7460	37.7	37.7	ug/Kg	U



Environmental Testing Laboratories, Inc.

208 Route 109, Farmingdale NY 11735
Phone - 631-249-1456 Fax - 631-249-8344

11/26/2008

Volatiles - EPA 8260B

Sample: 0811311-8

Client Sample ID: GP-03 (0-2')

Matrix: Soil

Remarks: See Case Narrative

Analyzed Date: 11/21/2008

Type: Grab

Collected: 11/17/2008 11:22

% Solid: 92.7%

Analytical Results

Cas No	Analyte	File ID	MDL	Concentration*	Units	Q
71-43-2	Benzene	B2784-7460	2.86	2.86	ug/Kg	U
108-86-1	Bromobenzene	B2784-7460	2.75	2.75	ug/Kg	U
74-97-5	Bromochloromethane	B2784-7460	3.13	3.13	ug/Kg	U
75-27-4	Bromodichloromethane	B2784-7460	2.53	2.53	ug/Kg	U
75-25-2	Bromoform	B2784-7460	2.59	2.59	ug/Kg	U
74-83-9	Bromomethane	B2784-7460	2.64	2.64	ug/Kg	U
156-59-2	c-1,2-Dichloroethene	B2784-7460	2.43	2.43	ug/Kg	U
10061-01-5	c-1,3-Dichloropropene	B2784-7460	2.75	2.75	ug/Kg	U
75-15-0	Carbon disulfide	B2784-7460	2.53	2.53	ug/Kg	U
56-23-5	Carbon Tetrachloride	B2784-7460	3.02	3.02	ug/Kg	U
108-90-7	Chlorobenzene	B2784-7460	3.29	3.29	ug/Kg	U
75-45-6	Chlorodifluoromethane	B2784-7460	4.74	4.74	ug/Kg	U
75-00-3	Chloroethane	B2784-7460	3.77	3.77	ug/Kg	U
67-66-3	Chloroform	B2784-7460	3.18	3.18	ug/Kg	U
74-87-3	Chloromethane	B2784-7460	2.69	2.69	ug/Kg	U
124-48-1	Dibromochloromethane	B2784-7460	2.48	2.48	ug/Kg	U
74-95-3	Dibromomethane	B2784-7460	4.26	4.26	ug/Kg	U
75-71-8	Dichlorodifluoromethane	B2784-7460	1.99	1.99	ug/Kg	U
100-41-4	Ethylbenzene	B2784-7460	2.80	2.80	ug/Kg	U
87-68-3	Hexachlorobutadiene	B2784-7460	2.59	2.59	ug/Kg	U
98-82-8	Isopropylbenzene	B2784-7460	2.37	2.37	ug/Kg	U
108-38-3	m,p-xylene	B2784-7460	4.85	4.85	ug/Kg	U
1634-04-4	Methyl t-butyl ether	B2784-7460	2.80	2.80	ug/Kg	U
75-09-2	Methylene Chloride	B2784-7460	5.07	5.07	ug/Kg	U
104-51-8	n-Butylbenzene	B2784-7460	2.59	2.59	ug/Kg	U
103-65-1	n-Propylbenzene	B2784-7460	2.48	2.48	ug/Kg	U
91-20-3	Naphthalene	B2784-7460	2.43	2.43	ug/Kg	U
95-47-6	o-xylene	B2784-7460	2.10	2.10	ug/Kg	U
105-05-5	p-Diethylbenzene	B2784-7460	2.48	2.48	ug/Kg	U
622-96-8	p-Ethyltoluene	B2784-7460	2.26	2.26	ug/Kg	U
135-98-8	sec-Butylbenzene	B2784-7460	2.43	2.43	ug/Kg	U
100-42-5	Styrene	B2784-7460	2.32	2.32	ug/Kg	U



Environmental Testing Laboratories, Inc.

208 Route 109, Farmingdale NY 11735
Phone - 631-249-1456 Fax - 631-249-8344

11/26/2008

Volatiles - EPA 8260B

Sample: 0811311-8

Client Sample ID: GP-03 (0-2')

Matrix: Soil

Remarks: See Case Narrative

Analyzed Date: 11/21/2008

Type: Grab

Collected: 11/17/2008 11:22

% Solid: 92.7%

Analytical Results

Cas No	Analyte	File ID	MDL	Concentration*	Units	Q
156-60-5	t-1,2-Dichloroethene	B2784-7460	2.48	2.48	ug/Kg	U
10061-02-6	t-1,3-Dichloropropene	B2784-7460	2.26	2.26	ug/Kg	U
994-05-8	TAME	B2784-7460	3.40	3.40	ug/Kg	U
98-06-6	tert-Butylbenzene	B2784-7460	2.86	2.86	ug/Kg	U
75-65-0	Tertiary butyl alcohol	B2784-7460	29.1	29.1	ug/Kg	U
127-18-4	Tetrachloroethene	B2784-7460	2.43	12.5	ug/Kg	J
108-88-3	Toluene	B2784-7460	2.59	7.07	ug/Kg	J
79-01-6	Trichloroethene	B2784-7460	2.64	62.8	ug/Kg	
75-69-4	Trichlorofluoromethane	B2784-7460	3.02	3.02	ug/Kg	U
75-01-4	Vinyl Chloride	B2784-7460	3.67	3.67	ug/Kg	U

* Results are reported on a dry weight basis

Surrogate Results

Cas No	Analyte	File ID	% Recovery	QC Limits	Q
17060-07-0	1,2-DICHLOROETHANE-D4	B2784-7460	103.0 %	(78 - 134)	
460-00-4	4-BROMOFLUOROBENZENE	B2784-7460	95.4 %	(74 - 121)	
4774-33-8	DIBROMOFLUOROMETHANE	B2784-7460	107.0 %	(75 - 136)	
2037-26-5	TOLUENE-D8	B2784-7460	98.4 %	(86 - 108)	



Environmental Testing Laboratories, Inc.

208 Route 109, Farmingdale NY 11735
Phone - 631-249-1456 Fax - 631-249-8344

11/26/2008

Volatiles - EPA 8260B

Sample: 0811311-10

Client Sample ID: GP-04 (0-2')

Matrix: Soil

Remarks: See Case Narrative

Analyzed Date: 11/21/2008

Type: Grab

Collected: 11/17/2008 12:06

% Solid: 92.6%

Analytical Results

Cas No	Analyte	File ID	MDL	Concentration*	Units	Q
630-20-6	1,1,1,2-Tetrachloroethane	B2784-7456	0.99	0.99	ug/Kg	U
71-55-6	1,1,1-Trichloroethane	B2784-7456	1.12	1.12	ug/Kg	U
79-34-5	1,1,2,2-Tetrachloroethane	B2784-7456	1.30	1.30	ug/Kg	U
79-00-5	1,1,2-Trichloroethane	B2784-7456	1.36	1.36	ug/Kg	U
76-13-1	1,1,2-Trichlorotrifluoroethane	B2784-7456	1.12	1.12	ug/Kg	U
75-34-3	1,1-Dichloroethane	B2784-7456	1.23	1.23	ug/Kg	U
75-35-4	1,1-Dichloroethene	B2784-7456	0.80	0.80	ug/Kg	U
563-58-6	1,1-Dichloropropene	B2784-7456	1.14	1.14	ug/Kg	U
87-61-6	1,2,3-Trichlorobenzene	B2784-7456	1.04	1.04	ug/Kg	U
96-18-4	1,2,3-Trichloropropane	B2784-7456	1.53	1.53	ug/Kg	U
95-93-2	1,2,4,5-Tetramethylbenzene	B2784-7456	0.86	0.86	ug/Kg	U
120-82-1	1,2,4-Trichlorobenzene	B2784-7456	0.73	0.73	ug/Kg	U
95-63-6	1,2,4-Trimethylbenzene	B2784-7456	0.80	0.80	ug/Kg	U
96-12-8	1,2-Dibromo-3-chloropropane	B2784-7456	0.99	0.99	ug/Kg	U
106-93-4	1,2-Dibromoethane	B2784-7456	1.27	1.27	ug/Kg	U
95-50-1	1,2-Dichlorobenzene	B2784-7456	1.02	1.02	ug/Kg	U
107-06-2	1,2-Dichloroethane	B2784-7456	1.25	1.25	ug/Kg	U
78-87-5	1,2-Dichloropropane	B2784-7456	1.27	1.27	ug/Kg	U
108-67-8	1,3,5-Trimethylbenzene	B2784-7456	0.95	0.95	ug/Kg	U
541-73-1	1,3-Dichlorobenzene	B2784-7456	1.14	1.14	ug/Kg	U
142-28-9	1,3-Dichloropropane	B2784-7456	1.12	1.12	ug/Kg	U
106-46-7	1,4-Dichlorobenzene	B2784-7456	1.04	1.04	ug/Kg	U
590-20-7	2,2-Dichloropropane	B2784-7456	1.27	1.27	ug/Kg	U
78-93-3	2-Butanone	B2784-7456	4.80	4.80	ug/Kg	U
110-75-8	2-Chloroethylvinylether	B2784-7456	1.38	1.38	ug/Kg	U
95-49-8	2-Chlorotoluene	B2784-7456	1.14	1.14	ug/Kg	U
591-78-6	2-Hexanone	B2784-7456	4.28	4.28	ug/Kg	U
106-43-4	4-Chlorotoluene	B2784-7456	1.08	1.08	ug/Kg	U
99-87-6	4-Isopropyltoluene	B2784-7456	1.02	1.02	ug/Kg	U
108-10-1	4-Methyl-2-pentanone	B2784-7456	4.64	4.64	ug/Kg	U
67-64-1	Acetone	B2784-7456	5.62	5.62	ug/Kg	U
107-13-1	Acrylonitrile	B2784-7456	15.1	15.1	ug/Kg	U



Environmental Testing Laboratories, Inc.

208 Route 109, Farmingdale NY 11735
Phone - 631-249-1456 Fax - 631-249-8344

11/26/2008

Volatiles - EPA 8260B

Sample: 0811311-10

Client Sample ID: GP-04 (0-2')

Matrix: Soil

Remarks: See Case Narrative

Analyzed Date: 11/21/2008

Type: Grab

Collected: 11/17/2008 12:06

% Solid: 92.6%

Analytical Results

Cas No	Analyte	File ID	MDL	Concentration*	Units	Q
71-43-2	Benzene	B2784-7456	1.14	1.14	ug/Kg	U
108-86-1	Bromobenzene	B2784-7456	1.10	1.10	ug/Kg	U
74-97-5	Bromochloromethane	B2784-7456	1.25	1.25	ug/Kg	U
75-27-4	Bromodichloromethane	B2784-7456	1.02	1.02	ug/Kg	U
75-25-2	Bromoform	B2784-7456	1.04	1.04	ug/Kg	U
74-83-9	Bromomethane	B2784-7456	1.06	1.06	ug/Kg	U
156-59-2	c-1,2-Dichloroethene	B2784-7456	0.97	0.97	ug/Kg	U
10061-01-5	c-1,3-Dichloropropene	B2784-7456	1.10	1.10	ug/Kg	U
75-15-0	Carbon disulfide	B2784-7456	1.02	1.02	ug/Kg	U
56-23-5	Carbon Tetrachloride	B2784-7456	1.21	1.21	ug/Kg	U
108-90-7	Chlorobenzene	B2784-7456	1.32	1.32	ug/Kg	U
75-45-6	Chlorodifluoromethane	B2784-7456	1.90	1.90	ug/Kg	U
75-00-3	Chloroethane	B2784-7456	1.51	1.51	ug/Kg	U
67-66-3	Chloroform	B2784-7456	1.27	1.27	ug/Kg	U
74-87-3	Chloromethane	B2784-7456	1.08	1.08	ug/Kg	U
124-48-1	Dibromochloromethane	B2784-7456	0.99	0.99	ug/Kg	U
74-95-3	Dibromomethane	B2784-7456	1.71	1.71	ug/Kg	U
75-71-8	Dichlorodifluoromethane	B2784-7456	0.80	0.80	ug/Kg	U
100-41-4	Ethylbenzene	B2784-7456	1.12	1.12	ug/Kg	U
87-68-3	Hexachlorobutadiene	B2784-7456	1.04	1.04	ug/Kg	U
98-82-8	Isopropylbenzene	B2784-7456	0.95	0.95	ug/Kg	U
108-38-3	m,p-xylene	B2784-7456	1.94	1.94	ug/Kg	U
1634-04-4	Methyl t-butyl ether	B2784-7456	1.12	1.12	ug/Kg	U
75-09-2	Methylene Chloride	B2784-7456	2.03	2.03	ug/Kg	U
104-51-8	n-Butylbenzene	B2784-7456	1.04	1.04	ug/Kg	U
103-65-1	n-Propylbenzene	B2784-7456	0.99	0.99	ug/Kg	U
91-20-3	Naphthalene	B2784-7456	0.97	0.97	ug/Kg	U
95-47-6	o-xylene	B2784-7456	0.84	0.84	ug/Kg	U
105-05-5	p-Diethylbenzene	B2784-7456	0.99	0.99	ug/Kg	U
622-96-8	p-Ethyltoluene	B2784-7456	0.91	0.91	ug/Kg	U
135-98-8	sec-Butylbenzene	B2784-7456	0.97	0.97	ug/Kg	U
100-42-5	Styrene	B2784-7456	0.93	0.93	ug/Kg	U



Environmental Testing Laboratories, Inc.

208 Route 109, Farmingdale NY 11735
Phone - 631-249-1456 Fax - 631-249-8344

11/26/2008

Volatiles - EPA 8260B

Sample: 0811311-10

Client Sample ID: GP-04 (0-2')

Matrix: Soil

Remarks: See Case Narrative

Analyzed Date: 11/21/2008

Type: Grab

Collected: 11/17/2008 12:06

% Solid: 92.6%

Analytical Results

Cas No	Analyte	File ID	MDL	Concentration*	Units	Q
156-60-5	t-1,2-Dichloroethene	B2784-7456	0.99	0.99	ug/Kg	U
10061-02-6	t-1,3-Dichloropropene	B2784-7456	0.91	0.91	ug/Kg	U
994-05-8	TAME	B2784-7456	1.36	1.36	ug/Kg	U
98-06-6	tert-Butylbenzene	B2784-7456	1.14	1.14	ug/Kg	U
75-65-0	Tertiary butyl alcohol	B2784-7456	11.6	11.6	ug/Kg	U
127-18-4	Tetrachloroethene	B2784-7456	0.97	0.97	ug/Kg	U
108-88-3	Toluene	B2784-7456	1.04	1.74	ug/Kg	J
79-01-6	Trichloroethene	B2784-7456	1.06	14.5	ug/Kg	
75-69-4	Trichlorofluoromethane	B2784-7456	1.21	1.21	ug/Kg	U
75-01-4	Vinyl Chloride	B2784-7456	1.47	1.47	ug/Kg	U

* Results are reported on a dry weight basis

Surrogate Results

Cas No	Analyte	File ID	% Recovery	QC Limits	Q
17060-07-0	1,2-DICHLOROETHANE-D4	B2784-7456	106.0 %	(78 - 134)	
460-00-4	4-BROMOFLUOROBENZENE	B2784-7456	94.5 %	(74 - 121)	
4774-33-8	DIBROMOFLUOROMETHANE	B2784-7456	110.0 %	(75 - 136)	
2037-26-5	TOLUENE-D8	B2784-7456	99.8 %	(86 - 108)	



Environmental Testing Laboratories, Inc.

208 Route 109, Farmingdale NY 11735
Phone - 631-249-1456 Fax - 631-249-8344

11/26/2008

Volatiles - EPA 8260B

Sample: 0811311-12

Client Sample ID: GP-04 (GW)

Collected: 11/17/2008 12:48

Matrix: Liquid

Type: Grab

Remarks: See Case Narrative

Analyzed Date: 11/20/2008

Analytical Results

Cas No	Analyte	File ID	MDL	Concentration	Units	Q
630-20-6	1,1,1,2-Tetrachloroethane	A2902-47	0.86	0.86	ug/L	U
71-55-6	1,1,1-Trichloroethane	A2902-47	0.95	0.95	ug/L	U
79-34-5	1,1,2,2-Tetrachloroethane	A2902-47	0.75	0.75	ug/L	U
79-00-5	1,1,2-Trichloroethane	A2902-47	0.90	0.90	ug/L	U
76-13-1	1,1,2-Trichlorotrifluoroethane	A2902-47	0.88	0.88	ug/L	U
75-34-3	1,1-Dichloroethane	A2902-47	1.01	1.01	ug/L	U
75-35-4	1,1-Dichloroethene	A2902-47	0.93	0.93	ug/L	U
563-58-6	1,1-Dichloropropene	A2902-47	0.80	0.80	ug/L	U
87-61-6	1,2,3-Trichlorobenzene	A2902-47	0.62	0.62	ug/L	U
96-18-4	1,2,3-Trichloropropane	A2902-47	0.78	0.78	ug/L	U
95-93-2	1,2,4,5-Tetramethylbenzene	A2902-47	0.78	0.78	ug/L	U
120-82-1	1,2,4-Trichlorobenzene	A2902-47	0.67	0.67	ug/L	U
95-63-6	1,2,4-Trimethylbenzene	A2902-47	0.84	0.84	ug/L	U
96-12-8	1,2-Dibromo-3-chloropropane	A2902-47	0.75	0.75	ug/L	U
106-93-4	1,2-Dibromoethane	A2902-47	0.78	0.78	ug/L	U
95-50-1	1,2-Dichlorobenzene	A2902-47	0.80	0.80	ug/L	U
107-06-2	1,2-Dichloroethane	A2902-47	0.97	0.97	ug/L	U
78-87-5	1,2-Dichloropropane	A2902-47	0.89	0.89	ug/L	U
108-67-8	1,3,5-Trimethylbenzene	A2902-47	0.82	0.82	ug/L	U
541-73-1	1,3-Dichlorobenzene	A2902-47	0.77	0.77	ug/L	U
142-28-9	1,3-Dichloropropane	A2902-47	0.83	0.83	ug/L	U
106-46-7	1,4-Dichlorobenzene	A2902-47	0.78	0.78	ug/L	U
590-20-7	2,2-Dichloropropane	A2902-47	0.87	0.87	ug/L	U
78-93-3	2-Butanone	A2902-47	0.76	0.76	ug/L	U
110-75-8	2-Chloroethylvinylether	A2902-47	1.42	1.42	ug/L	U
95-49-8	2-Chlorotoluene	A2902-47	0.83	0.83	ug/L	U
591-78-6	2-Hexanone	A2902-47	0.61	0.61	ug/L	U
106-43-4	4-Chlorotoluene	A2902-47	0.78	0.78	ug/L	U
99-87-6	4-Isopropyltoluene	A2902-47	0.81	0.81	ug/L	U
108-10-1	4-Methyl-2-pentanone	A2902-47	0.86	0.86	ug/L	U
67-64-1	Acetone	A2902-47	1.16	1.16	ug/L	U
107-13-1	Acrylonitrile	A2902-47	3.78	3.78	ug/L	U



Environmental Testing Laboratories, Inc.

208 Route 109, Farmingdale NY 11735
Phone - 631-249-1456 Fax - 631-249-8344

11/26/2008

Volatiles - EPA 8260B

Sample: 0811311-12

Client Sample ID: GP-04 (GW)

Collected: 11/17/2008 12:48

Matrix: Liquid

Type: Grab

Remarks: See Case Narrative

Analyzed Date: 11/20/2008

Analytical Results

Cas No	Analyte	File ID	MDL	Concentration	Units	Q
71-43-2	Benzene	A2902-47	0.88	0.88	ug/L	U
108-86-1	Bromobenzene	A2902-47	0.80	0.80	ug/L	U
74-97-5	Bromochloromethane	A2902-47	0.91	0.91	ug/L	U
75-27-4	Bromodichloromethane	A2902-47	0.89	0.89	ug/L	U
75-25-2	Bromoform	A2902-47	0.81	0.81	ug/L	U
74-83-9	Bromomethane	A2902-47	1.02	1.02	ug/L	U
156-59-2	c-1,2-Dichloroethene	A2902-47	0.89	5.33	ug/L	
10061-01-5	c-1,3-Dichloropropene	A2902-47	0.87	0.87	ug/L	U
75-15-0	Carbon disulfide	A2902-47	0.82	0.82	ug/L	U
56-23-5	Carbon Tetrachloride	A2902-47	0.90	0.90	ug/L	U
108-90-7	Chlorobenzene	A2902-47	0.86	0.86	ug/L	U
75-45-6	Chlorodifluoromethane	A2902-47	0.93	0.93	ug/L	U
75-00-3	Chloroethane	A2902-47	1.44	1.44	ug/L	U
67-66-3	Chloroform	A2902-47	0.97	0.97	ug/L	U
74-87-3	Chloromethane	A2902-47	0.79	0.79	ug/L	U
124-48-1	Dibromochloromethane	A2902-47	0.83	0.83	ug/L	U
74-95-3	Dibromomethane	A2902-47	0.91	0.91	ug/L	U
75-71-8	Dichlorodifluoromethane	A2902-47	0.80	0.80	ug/L	U
100-41-4	Ethylbenzene	A2902-47	0.89	0.89	ug/L	U
87-68-3	Hexachlorobutadiene	A2902-47	0.79	0.79	ug/L	U
98-82-8	Isopropylbenzene	A2902-47	0.86	0.86	ug/L	U
108-38-3	m,p-xylene	A2902-47	1.74	1.74	ug/L	U
1634-04-4	Methyl t-butyl ether	A2902-47	0.88	0.88	ug/L	U
75-09-2	Methylene Chloride	A2902-47	1.08	1.08	ug/L	U
104-51-8	n-Butylbenzene	A2902-47	0.83	0.83	ug/L	U
103-65-1	n-Propylbenzene	A2902-47	0.81	0.81	ug/L	U
91-20-3	Naphthalene	A2902-47	0.61	0.61	ug/L	U
95-47-6	o-xylene	A2902-47	0.85	0.85	ug/L	U
105-05-5	p-Diethylbenzene	A2902-47	0.77	0.77	ug/L	U
622-96-8	p-Ethyltoluene	A2902-47	0.81	0.81	ug/L	U
135-98-8	sec-Butylbenzene	A2902-47	0.78	0.78	ug/L	U
100-42-5	Styrene	A2902-47	0.81	0.81	ug/L	U



Environmental Testing Laboratories, Inc.

208 Route 109, Farmingdale NY 11735
Phone - 631-249-1456 Fax - 631-249-8344

11/26/2008

Volatiles - EPA 8260B

Sample: 0811311-12

Client Sample ID: GP-04 (GW)

Collected: 11/17/2008 12:48

Matrix: Liquid

Type: Grab

Remarks: See Case Narrative

Analyzed Date: 11/20/2008

Analytical Results

Cas No	Analyte	File ID	MDL	Concentration	Units	Q
156-60-5	t-1,2-Dichloroethene	A2902-47	0.95	0.95	ug/L	U
10061-02-6	t-1,3-Dichloropropene	A2902-47	0.79	0.79	ug/L	U
994-05-8	TAME	A2902-47	0.86	0.86	ug/L	U
98-06-6	tert-Butylbenzene	A2902-47	0.85	0.85	ug/L	U
75-65-0	Tertiary butyl alcohol	A2902-47	8.10	8.10	ug/L	U
127-18-4	Tetrachloroethene	A2902-47	0.84	78.3	ug/L	
108-88-3	Toluene	A2902-47	1.08	1.08	ug/L	U
79-01-6	Trichloroethene	A2902-47	0.94	23.4	ug/L	
75-69-4	Trichlorofluoromethane	A2902-47	1.00	1.00	ug/L	U
75-01-4	Vinyl Chloride	A2902-47	0.82	0.82	ug/L	U



Environmental Testing Laboratories, Inc.

208 Route 109, Farmingdale NY 11735
Phone - 631-249-1456 Fax - 631-249-8344

11/26/2008

Volatiles - EPA 8260B

Sample: 0811311-14

Client Sample ID: GP-07 (0-2')

Matrix: Soil

Remarks: See Case Narrative

Analyzed Date: 11/21/2008

Type: Grab

Collected: 11/17/2008 14:47

% Solid: 93.5%

Analytical Results

Cas No	Analyte	File ID	MDL	Concentration*	Units	Q
630-20-6	1,1,1,2-Tetrachloroethane	B2784-7457	0.98	0.98	ug/Kg	U
71-55-6	1,1,1-Trichloroethane	B2784-7457	1.11	1.11	ug/Kg	U
79-34-5	1,1,2,2-Tetrachloroethane	B2784-7457	1.28	1.28	ug/Kg	U
79-00-5	1,1,2-Trichloroethane	B2784-7457	1.35	1.35	ug/Kg	U
76-13-1	1,1,2-Trichlorotrifluoroethane	B2784-7457	1.11	1.11	ug/Kg	U
75-34-3	1,1-Dichloroethane	B2784-7457	1.22	1.22	ug/Kg	U
75-35-4	1,1-Dichloroethene	B2784-7457	0.79	0.79	ug/Kg	U
563-58-6	1,1-Dichloropropene	B2784-7457	1.13	1.13	ug/Kg	U
87-61-6	1,2,3-Trichlorobenzene	B2784-7457	1.03	1.03	ug/Kg	U
96-18-4	1,2,3-Trichloropropane	B2784-7457	1.52	1.52	ug/Kg	U
95-93-2	1,2,4,5-Tetramethylbenzene	B2784-7457	0.86	0.86	ug/Kg	U
120-82-1	1,2,4-Trichlorobenzene	B2784-7457	0.73	0.73	ug/Kg	U
95-63-6	1,2,4-Trimethylbenzene	B2784-7457	0.79	0.79	ug/Kg	U
96-12-8	1,2-Dibromo-3-chloropropane	B2784-7457	0.98	0.98	ug/Kg	U
106-93-4	1,2-Dibromoethane	B2784-7457	1.26	1.26	ug/Kg	U
95-50-1	1,2-Dichlorobenzene	B2784-7457	1.01	1.01	ug/Kg	U
107-06-2	1,2-Dichloroethane	B2784-7457	1.24	1.24	ug/Kg	U
78-87-5	1,2-Dichloropropane	B2784-7457	1.26	1.26	ug/Kg	U
108-67-8	1,3,5-Trimethylbenzene	B2784-7457	0.94	0.94	ug/Kg	U
541-73-1	1,3-Dichlorobenzene	B2784-7457	1.13	1.13	ug/Kg	U
142-28-9	1,3-Dichloropropane	B2784-7457	1.11	1.11	ug/Kg	U
106-46-7	1,4-Dichlorobenzene	B2784-7457	1.03	1.03	ug/Kg	U
590-20-7	2,2-Dichloropropane	B2784-7457	1.26	1.26	ug/Kg	U
78-93-3	2-Butanone	B2784-7457	4.75	4.75	ug/Kg	U
110-75-8	2-Chloroethylvinylether	B2784-7457	1.37	1.37	ug/Kg	U
95-49-8	2-Chlorotoluene	B2784-7457	1.13	1.13	ug/Kg	U
591-78-6	2-Hexanone	B2784-7457	4.24	4.24	ug/Kg	U
106-43-4	4-Chlorotoluene	B2784-7457	1.07	1.07	ug/Kg	U
99-87-6	4-Isopropyltoluene	B2784-7457	1.01	1.01	ug/Kg	U
108-10-1	4-Methyl-2-pentanone	B2784-7457	4.60	4.60	ug/Kg	U
67-64-1	Acetone	B2784-7457	5.56	115	ug/Kg	
107-13-1	Acrylonitrile	B2784-7457	15.0	15.0	ug/Kg	U



Environmental Testing Laboratories, Inc.

208 Route 109, Farmingdale NY 11735
Phone - 631-249-1456 Fax - 631-249-8344

11/26/2008

Volatiles - EPA 8260B

Sample: 0811311-14

Client Sample ID: GP-07 (0-2')

Matrix: Soil

Remarks: See Case Narrative

Analyzed Date: 11/21/2008

Type: Grab

Collected: 11/17/2008 14:47

% Solid: 93.5%

Analytical Results

Cas No	Analyte	File ID	MDL	Concentration*	Units	Q
71-43-2	Benzene	B2784-7457	1.13	1.13	ug/Kg	U
108-86-1	Bromobenzene	B2784-7457	1.09	1.09	ug/Kg	U
74-97-5	Bromochloromethane	B2784-7457	1.24	1.24	ug/Kg	U
75-27-4	Bromodichloromethane	B2784-7457	1.01	1.01	ug/Kg	U
75-25-2	Bromoform	B2784-7457	1.03	1.03	ug/Kg	U
74-83-9	Bromomethane	B2784-7457	1.05	1.05	ug/Kg	U
156-59-2	c-1,2-Dichloroethene	B2784-7457	0.96	0.96	ug/Kg	U
10061-01-5	c-1,3-Dichloropropene	B2784-7457	1.09	1.09	ug/Kg	U
75-15-0	Carbon disulfide	B2784-7457	1.01	1.01	ug/Kg	U
56-23-5	Carbon Tetrachloride	B2784-7457	1.20	1.20	ug/Kg	U
108-90-7	Chlorobenzene	B2784-7457	1.31	1.31	ug/Kg	U
75-45-6	Chlorodifluoromethane	B2784-7457	1.88	1.88	ug/Kg	U
75-00-3	Chloroethane	B2784-7457	1.50	1.50	ug/Kg	U
67-66-3	Chloroform	B2784-7457	1.26	1.26	ug/Kg	U
74-87-3	Chloromethane	B2784-7457	1.07	1.07	ug/Kg	U
124-48-1	Dibromochloromethane	B2784-7457	0.98	0.98	ug/Kg	U
74-95-3	Dibromomethane	B2784-7457	1.69	1.69	ug/Kg	U
75-71-8	Dichlorodifluoromethane	B2784-7457	0.79	0.79	ug/Kg	U
100-41-4	Ethylbenzene	B2784-7457	1.11	1.11	ug/Kg	U
87-68-3	Hexachlorobutadiene	B2784-7457	1.03	1.03	ug/Kg	U
98-82-8	Isopropylbenzene	B2784-7457	0.94	0.94	ug/Kg	U
108-38-3	m,p-xylene	B2784-7457	1.93	1.93	ug/Kg	U
1634-04-4	Methyl t-butyl ether	B2784-7457	1.11	1.11	ug/Kg	U
75-09-2	Methylene Chloride	B2784-7457	2.01	2.01	ug/Kg	U
104-51-8	n-Butylbenzene	B2784-7457	1.03	1.03	ug/Kg	U
103-65-1	n-Propylbenzene	B2784-7457	0.98	0.98	ug/Kg	U
91-20-3	Naphthalene	B2784-7457	0.96	0.96	ug/Kg	U
95-47-6	o-xylene	B2784-7457	0.83	0.83	ug/Kg	U
105-05-5	p-Diethylbenzene	B2784-7457	0.98	0.98	ug/Kg	U
622-96-8	p-Ethyltoluene	B2784-7457	0.90	0.90	ug/Kg	U
135-98-8	sec-Butylbenzene	B2784-7457	0.96	0.96	ug/Kg	U
100-42-5	Styrene	B2784-7457	0.92	0.92	ug/Kg	U



Environmental Testing Laboratories, Inc.

208 Route 109, Farmingdale NY 11735
Phone - 631-249-1456 Fax - 631-249-8344

11/26/2008

Volatiles - EPA 8260B

Sample: 0811311-14

Client Sample ID: GP-07 (0-2')

Matrix: Soil

Remarks: See Case Narrative

Analyzed Date: 11/21/2008

Type: Grab

Collected: 11/17/2008 14:47

% Solid: 93.5%

Analytical Results

Cas No	Analyte	File ID	MDL	Concentration*	Units	Q
156-60-5	t-1,2-Dichloroethene	B2784-7457	0.98	0.98	ug/Kg	U
10061-02-6	t-1,3-Dichloropropene	B2784-7457	0.90	0.90	ug/Kg	U
994-05-8	TAME	B2784-7457	1.35	1.35	ug/Kg	U
98-06-6	tert-Butylbenzene	B2784-7457	1.13	1.13	ug/Kg	U
75-65-0	Tertiary butyl alcohol	B2784-7457	11.5	11.5	ug/Kg	U
127-18-4	Tetrachloroethene	B2784-7457	0.96	0.96	ug/Kg	U
108-88-3	Toluene	B2784-7457	1.03	1.40	ug/Kg	J
79-01-6	Trichloroethene	B2784-7457	1.05	13.5	ug/Kg	
75-69-4	Trichlorofluoromethane	B2784-7457	1.20	1.20	ug/Kg	U
75-01-4	Vinyl Chloride	B2784-7457	1.46	1.46	ug/Kg	U

* Results are reported on a dry weight basis

Surrogate Results

Cas No	Analyte	File ID	% Recovery	QC Limits	Q
17060-07-0	1,2-DICHLOROETHANE-D4	B2784-7457	107.0 %	(78 - 134)	
460-00-4	4-BROMOFLUOROBENZENE	B2784-7457	91.5 %	(74 - 121)	
4774-33-8	DIBROMOFLUOROMETHANE	B2784-7457	50.0 %	(75 - 136)	D
2037-26-5	TOLUENE-D8	B2784-7457	98.2 %	(86 - 108)	



Environmental Testing Laboratories, Inc.

208 Route 109, Farmingdale NY 11735
Phone - 631-249-1456 Fax - 631-249-8344

11/26/2008

STARS Semivolatiles by SW846 8270C

Sample: 0811311-16

Client Sample ID: HA-1 (0-2')

Matrix: Soil

Type: Grab

Collected: 11/17/2008 15:08

% Solid: 89.2%

Remarks:

Analyzed Date: 11/20/2008

Preparation Date(s) : 11/20/2008

Analytical Results

Cas No	Analyte	File ID	MDL	Concentration*	Units	Q
83-32-9	Acenaphthene	B2420-2637	36.9	36.9	ug/Kg	U
208-96-8	Acenaphthylene	B2420-2637	40.4	40.4	ug/Kg	U
120-12-7	Anthracene	B2420-2637	34.9	34.9	ug/Kg	U
56-55-3	Benzo(a)anthracene	B2420-2637	56.2	104	ug/Kg	J
50-32-8	Benzo(a)pyrene	B2420-2637	49.7	106	ug/Kg	J
205-99-2	Benzo(b)fluoranthene	B2420-2637	68.4	128	ug/Kg	J
191-24-2	Benzo(g,h,i)perylene	B2420-2637	55.7	114	ug/Kg	J
207-08-9	Benzo(k)fluoranthene	B2420-2637	48.8	134	ug/Kg	J
218-01-9	Chrysene	B2420-2637	52.7	166	ug/Kg	J
53-70-3	Dibenzo(a,h)anthracene	B2420-2637	36.0	36.1	ug/Kg	J
206-44-0	Fluoranthene	B2420-2637	51.2	296	ug/Kg	J
86-73-7	Fluorene	B2420-2637	43.8	43.8	ug/Kg	U
193-39-5	Indeno(1,2,3-cd)pyrene	B2420-2637	51.9	101	ug/Kg	J
91-20-3	Naphthalene	B2420-2637	53.5	53.5	ug/Kg	U
85-01-8	Phenanthrene	B2420-2637	54.5	122	ug/Kg	J
129-00-0	Pyrene	B2420-2637	46.0	199	ug/Kg	J

* Results are reported on a dry weight basis

Surrogate Results

Cas No	Analyte	File ID	% Recovery	QC Limits	Q
321-60-8	2-FLUOROBIPHENYL	B2420-2637	72.7 %	(30 - 115)	
4165-60-0	NITROBENZENE-D5	B2420-2637	64.1 %	(23 - 120)	
1718-51-0	TERPHENYL-D14	B2420-2637	77.6 %	(18 - 137)	



Environmental Testing Laboratories, Inc.

208 Route 109, Farmingdale NY 11735
Phone - 631-249-1456 Fax - 631-249-8344

11/26/2008

Mercury by SW846 7470/7471/EPA 245.1

Sample: 0811311-2

Client Sample ID: GP-01 (2-4')

Matrix: Soil

Type: Grab

Collected: 11/17/2008 10:19

% Solid: 90.4%

Remarks:

Analyzed Date: 11/19/2008

Preparation Date(s) : 11/19/2008

Analytical Results

Cas No	Analyte	MDL	Concentration*	Units	Q
7439-97-6	Mercury	0.0016	0.13	mg/Kg	

* Results are reported on a dry weight basis

Sample: 0811311-5

Client Sample ID: GP-01 (GW)

Matrix: Liquid

Type: Grab

Collected: 11/17/2008 10:05

Remarks:

Analyzed Date: 11/19/2008

Preparation Date(s) : 11/19/2008

Analytical Results

Cas No	Analyte	MDL	Concentration	Units	Q
7439-97-6	Mercury	0.0000070	0.0000070	mg/L	U

Sample: 0811311-6

Client Sample ID: GP-02 (0-2')

Matrix: Soil

Type: Grab

Collected: 11/17/2008 10:38

% Solid: 91.5%

Remarks:

Analyzed Date: 11/19/2008

Preparation Date(s) : 11/19/2008

Analytical Results

Cas No	Analyte	MDL	Concentration*	Units	Q
7439-97-6	Mercury	0.0015	0.12	mg/Kg	

* Results are reported on a dry weight basis



Environmental Testing Laboratories, Inc.

208 Route 109, Farmingdale NY 11735
Phone - 631-249-1456 Fax - 631-249-8344

11/26/2008

Mercury by SW846 7470/7471/EPA 245.1

Sample: 0811311-7

Client Sample ID: GP-02 (8-10')

Matrix: Soil

Type: Grab

Collected: 11/17/2008 10:58

% Solid: 90.7%

Remarks:

Analyzed Date: 11/19/2008

Preparation Date(s) : 11/19/2008

Analytical Results

Cas No	Analyte	MDL	Concentration*	Units	Q
7439-97-6	Mercury	0.0015	0.065	mg/Kg	

* Results are reported on a dry weight basis

Sample: 0811311-8

Client Sample ID: GP-03 (0-2')

Matrix: Soil

Type: Grab

Collected: 11/17/2008 11:22

% Solid: 92.7%

Remarks:

Analyzed Date: 11/19/2008

Preparation Date(s) : 11/19/2008

Analytical Results

Cas No	Analyte	MDL	Concentration*	Units	Q
7439-97-6	Mercury	0.0016	0.18	mg/Kg	

* Results are reported on a dry weight basis

Sample: 0811311-10

Client Sample ID: GP-04 (0-2')

Matrix: Soil

Type: Grab

Collected: 11/17/2008 12:06

% Solid: 92.6%

Remarks:

Analyzed Date: 11/19/2008

Preparation Date(s) : 11/19/2008

Analytical Results

Cas No	Analyte	MDL	Concentration*	Units	Q
7439-97-6	Mercury	0.0015	0.26	mg/Kg	

* Results are reported on a dry weight basis



Environmental Testing Laboratories, Inc.

208 Route 109, Farmingdale NY 11735
Phone - 631-249-1456 Fax - 631-249-8344

11/26/2008

Mercury by SW846 7470/7471/EPA 245.1

Sample: 0811311-12

Client Sample ID: GP-04 (GW)

Collected: 11/17/2008 12:48

Matrix: Liquid

Type: Grab

Remarks:

Analyzed Date: 11/19/2008

Preparation Date(s) : 11/19/2008

Analytical Results

Cas No	Analyte	MDL	Concentration	Units	Q
7439-97-6	Mercury	0.0000070	0.000079	mg/L	

Sample: 0811311-14

Client Sample ID: GP-07 (0-2')

Collected: 11/17/2008 14:47

Matrix: Soil

Type: Grab

% Solid: 93.5%

Remarks:

Analyzed Date: 11/20/2008

Preparation Date(s) : 11/20/2008

Analytical Results

Cas No	Analyte	MDL	Concentration*	Units	Q
7439-97-6	Mercury	0.0015	0.094	mg/Kg	

* Results are reported on a dry weight basis



Environmental Testing Laboratories, Inc.

208 Route 109, Farmingdale NY 11735
Phone - 631-249-1456 Fax - 631-249-8344

11/26/2008

TAL Metals by SW846 6010

Sample: 0811311-2

Client Sample ID: GP-01 (2-4')

Matrix: Soil

Type: Grab

Collected: 11/17/2008 10:19

% Solid: 90.4%

Remarks:

Analyzed Date: 11/21/2008

Preparation Date(s) : 11/19/2008 11/19/2008

Analytical Results

Cas No	Analyte	MDL	Concentration*	Units	Q
7429-90-5	Aluminum	1.40	5190	mg/Kg	
7440-36-0	Antimony	0.22	0.22	mg/Kg	U
7440-38-2	Arsenic	0.38	2.13	mg/Kg	
7440-39-3	Barium	0.045	37.4	mg/Kg	
7440-41-7	Beryllium	0.022	0.022	mg/Kg	U
7440-43-9	Cadmium	0.033	0.033	mg/Kg	U
7440-70-2	Calcium	2.88	884	mg/Kg	
7440-47-3	Chromium	0.18	10.8	mg/Kg	
7440-48-4	Cobalt	0.045	4.74	mg/Kg	
7440-50-8	Copper	0.32	12.4	mg/Kg	
7439-89-6	Iron	2.00	13200	mg/Kg	
7439-92-1	Lead	0.19	45.8	mg/Kg	
7439-95-4	Magnesium	2.96	1330	mg/Kg	
7439-96-5	Manganese	0.089	305	mg/Kg	
7440-02-0	Nickel	0.056	7.32	mg/Kg	
7440-09-7	Potassium	5.82	597	mg/Kg	
7782-49-2	Selenium	0.48	0.48	mg/Kg	U
7440-22-4	Silver	0.11	0.11	mg/Kg	U
7440-23-5	Sodium	2.41	294	mg/Kg	
7440-28-0	Thallium	0.22	0.22	mg/Kg	U
7440-62-2	Vanadium	0.056	14.8	mg/Kg	
7440-66-6	Zinc	0.49	37.7	mg/Kg	

* Results are reported on a dry weight basis



Environmental Testing Laboratories, Inc.

208 Route 109, Farmingdale NY 11735
Phone - 631-249-1456 Fax - 631-249-8344

11/26/2008

TAL Metals by SW846 6010

Sample: 0811311-5

Client Sample ID: GP-01 (GW)

Collected: 11/17/2008 10:05

Matrix: Liquid

Type: Grab

Remarks:

Analyzed Date: 11/21/2008

Preparation Date(s) : 11/19/2008 11/19/2008

Analytical Results

Cas No	Analyte	MDL	Concentration	Units	Q
7429-90-5	Aluminum	0.013	5.98	mg/L	
7440-36-0	Antimony	0.0020	0.0020	mg/L	U
7440-38-2	Arsenic	0.0030	0.0030	mg/L	U
7440-39-3	Barium	0.00040	0.12	mg/L	
7440-41-7	Beryllium	0.00020	0.00020	mg/L	U
7440-43-9	Cadmium	0.00030	0.00030	mg/L	U
7440-70-2	Calcium	0.026	76.1	mg/L	
7440-47-3	Chromium	0.0016	0.079	mg/L	
7440-48-4	Cobalt	0.00040	0.00040	mg/L	U
7440-50-8	Copper	0.0029	0.042	mg/L	
7439-89-6	Iron	0.018	26.2	mg/L	
7439-92-1	Lead	0.0017	0.0017	mg/L	U
7439-95-4	Magnesium	0.027	18.9	mg/L	
7439-96-5	Manganese	0.00080	1.26	mg/L	
7440-02-0	Nickel	0.00050	0.050	mg/L	
7440-09-7	Potassium	0.052	16.8	mg/L	
7782-49-2	Selenium	0.0043	0.0043	mg/L	U
7440-22-4	Silver	0.0010	0.0010	mg/L	U
7440-23-5	Sodium	0.022	72.6	mg/L	
7440-28-0	Thallium	0.0020	0.0020	mg/L	U
7440-62-2	Vanadium	0.00050	0.017	mg/L	
7440-66-6	Zinc	0.0044	0.55	mg/L	



Environmental Testing Laboratories, Inc.

208 Route 109, Farmingdale NY 11735
Phone - 631-249-1456 Fax - 631-249-8344

11/26/2008

TAL Metals by SW846 6010

Sample: 0811311-6

Client Sample ID: GP-02 (0-2')

Matrix: Soil

Type: Grab

Collected: 11/17/2008 10:38

% Solid: 91.5%

Remarks:

Analyzed Date: 11/21/2008

Preparation Date(s) : 11/19/2008 11/19/2008

Analytical Results

Cas No	Analyte	MDL	Concentration*	Units	Q
7429-90-5	Aluminum	1.36	5370	mg/Kg	
7440-36-0	Antimony	0.22	0.22	mg/Kg	U
7440-38-2	Arsenic	0.37	0.37	mg/Kg	U
7440-39-3	Barium	0.043	99.9	mg/Kg	
7440-41-7	Beryllium	0.022	0.022	mg/Kg	U
7440-43-9	Cadmium	0.032	0.032	mg/Kg	U
7440-70-2	Calcium	2.79	22500	mg/Kg	
7440-47-3	Chromium	0.17	8.86	mg/Kg	
7440-48-4	Cobalt	0.043	3.91	mg/Kg	
7440-50-8	Copper	0.31	24.6	mg/Kg	
7439-89-6	Iron	1.94	10700	mg/Kg	
7439-92-1	Lead	0.18	64.4	mg/Kg	
7439-95-4	Magnesium	2.87	1750	mg/Kg	
7439-96-5	Manganese	0.086	330	mg/Kg	
7440-02-0	Nickel	0.054	9.03	mg/Kg	
7440-09-7	Potassium	5.64	671	mg/Kg	
7782-49-2	Selenium	0.46	0.46	mg/Kg	U
7440-22-4	Silver	0.11	0.11	mg/Kg	U
7440-23-5	Sodium	2.34	223	mg/Kg	
7440-28-0	Thallium	0.22	0.22	mg/Kg	U
7440-62-2	Vanadium	0.054	12.9	mg/Kg	
7440-66-6	Zinc	0.47	74.3	mg/Kg	

* Results are reported on a dry weight basis



Environmental Testing Laboratories, Inc.

208 Route 109, Farmingdale NY 11735
Phone - 631-249-1456 Fax - 631-249-8344

11/26/2008

TAL Metals by SW846 6010

Sample: 0811311-7

Client Sample ID: GP-02 (8-10')

Matrix: Soil

Type: Grab

Collected: 11/17/2008 10:58

% Solid: 90.7%

Remarks:

Analyzed Date: 11/21/2008

Preparation Date(s) : 11/19/2008 11/19/2008

Analytical Results

Cas No	Analyte	MDL	Concentration*	Units	Q
7429-90-5	Aluminum	1.39	3740	mg/Kg	
7440-36-0	Antimony	0.22	0.22	mg/Kg	U
7440-38-2	Arsenic	0.38	6.10	mg/Kg	
7440-39-3	Barium	0.044	66.3	mg/Kg	
7440-41-7	Beryllium	0.022	0.022	mg/Kg	U
7440-43-9	Cadmium	0.033	0.033	mg/Kg	U
7440-70-2	Calcium	2.87	67900	mg/Kg	E
7440-47-3	Chromium	0.18	7.97	mg/Kg	
7440-48-4	Cobalt	0.044	2.56	mg/Kg	
7440-50-8	Copper	0.32	21.1	mg/Kg	
7439-89-6	Iron	1.99	10300	mg/Kg	
7439-92-1	Lead	0.19	54.3	mg/Kg	
7439-95-4	Magnesium	2.94	2970	mg/Kg	
7439-96-5	Manganese	0.089	209	mg/Kg	
7440-02-0	Nickel	0.055	6.87	mg/Kg	
7440-09-7	Potassium	5.79	495	mg/Kg	
7782-49-2	Selenium	0.48	0.48	mg/Kg	U
7440-22-4	Silver	0.11	0.11	mg/Kg	U
7440-23-5	Sodium	2.40	190	mg/Kg	
7440-28-0	Thallium	0.22	0.22	mg/Kg	U
7440-62-2	Vanadium	0.055	16.4	mg/Kg	
7440-66-6	Zinc	0.49	119	mg/Kg	

* Results are reported on a dry weight basis



Environmental Testing Laboratories, Inc.

208 Route 109, Farmingdale NY 11735
Phone - 631-249-1456 Fax - 631-249-8344

11/26/2008

TAL Metals by SW846 6010

Sample: 0811311-8

Client Sample ID: GP-03 (0-2')

Matrix: Soil

Type: Grab

Collected: 11/17/2008 11:22

% Solid: 92.7%

Remarks:

Analyzed Date: 11/21/2008

Preparation Date(s) : 11/19/2008 11/19/2008

Analytical Results

Cas No	Analyte	MDL	Concentration*	Units	Q
7429-90-5	Aluminum	1.37	5530	mg/Kg	
7440-36-0	Antimony	0.22	0.22	mg/Kg	U
7440-38-2	Arsenic	0.37	0.37	mg/Kg	U
7440-39-3	Barium	0.044	56.5	mg/Kg	
7440-41-7	Beryllium	0.022	0.022	mg/Kg	U
7440-43-9	Cadmium	0.033	0.033	mg/Kg	U
7440-70-2	Calcium	2.82	31300	mg/Kg	
7440-47-3	Chromium	0.17	9.64	mg/Kg	
7440-48-4	Cobalt	0.044	3.74	mg/Kg	
7440-50-8	Copper	0.32	20.0	mg/Kg	
7439-89-6	Iron	1.96	10800	mg/Kg	
7439-92-1	Lead	0.19	67.3	mg/Kg	
7439-95-4	Magnesium	2.90	2760	mg/Kg	
7439-96-5	Manganese	0.087	181	mg/Kg	
7440-02-0	Nickel	0.054	9.60	mg/Kg	
7440-09-7	Potassium	5.70	795	mg/Kg	
7782-49-2	Selenium	0.47	0.47	mg/Kg	U
7440-22-4	Silver	0.11	0.11	mg/Kg	U
7440-23-5	Sodium	2.36	256	mg/Kg	
7440-28-0	Thallium	0.22	0.22	mg/Kg	U
7440-62-2	Vanadium	0.054	11.6	mg/Kg	
7440-66-6	Zinc	0.48	311	mg/Kg	

* Results are reported on a dry weight basis



Environmental Testing Laboratories, Inc.

208 Route 109, Farmingdale NY 11735
Phone - 631-249-1456 Fax - 631-249-8344

11/26/2008

TAL Metals by SW846 6010

Sample: 0811311-10

Client Sample ID: GP-04 (0-2')

Matrix: Soil

Type: Grab

Collected: 11/17/2008 12:06

% Solid: 92.6%

Remarks:

Analyzed Date: 11/21/2008

Preparation Date(s) : 11/19/2008 11/19/2008

Analytical Results

Cas No	Analyte	MDL	Concentration*	Units	Q
7429-90-5	Aluminum	1.39	5870	mg/Kg	
7440-36-0	Antimony	0.22	0.22	mg/Kg	U
7440-38-2	Arsenic	0.37	0.37	mg/Kg	U
7440-39-3	Barium	0.044	35.3	mg/Kg	
7440-41-7	Beryllium	0.022	0.022	mg/Kg	U
7440-43-9	Cadmium	0.033	0.033	mg/Kg	U
7440-70-2	Calcium	2.85	2490	mg/Kg	
7440-47-3	Chromium	0.18	13.0	mg/Kg	
7440-48-4	Cobalt	0.044	5.94	mg/Kg	
7440-50-8	Copper	0.32	42.1	mg/Kg	
7439-89-6	Iron	1.98	20600	mg/Kg	
7439-92-1	Lead	0.19	42.8	mg/Kg	
7439-95-4	Magnesium	2.93	2420	mg/Kg	
7439-96-5	Manganese	0.088	268	mg/Kg	
7440-02-0	Nickel	0.055	22.2	mg/Kg	
7440-09-7	Potassium	5.76	650	mg/Kg	
7782-49-2	Selenium	0.47	0.47	mg/Kg	U
7440-22-4	Silver	0.11	0.11	mg/Kg	U
7440-23-5	Sodium	2.39	159	mg/Kg	
7440-28-0	Thallium	0.22	0.22	mg/Kg	U
7440-62-2	Vanadium	0.055	18.1	mg/Kg	
7440-66-6	Zinc	0.48	38.7	mg/Kg	

* Results are reported on a dry weight basis



Environmental Testing Laboratories, Inc.

208 Route 109, Farmingdale NY 11735
Phone - 631-249-1456 Fax - 631-249-8344

11/26/2008

TAL Metals by SW846 6010

Sample: 0811311-12

Client Sample ID: GP-04 (GW)

Collected: 11/17/2008 12:48

Matrix: Liquid

Type: Grab

Remarks:

Analyzed Date: 11/21/2008

Preparation Date(s) : 11/19/2008 11/19/2008

Analytical Results

Cas No	Analyte	MDL	Concentration	Units	Q
7429-90-5	Aluminum	0.013	3.94	mg/L	
7440-36-0	Antimony	0.0020	0.0020	mg/L	U
7440-38-2	Arsenic	0.0030	0.0030	mg/L	U
7440-39-3	Barium	0.00040	0.044	mg/L	
7440-41-7	Beryllium	0.00020	0.00020	mg/L	U
7440-43-9	Cadmium	0.00030	0.00030	mg/L	U
7440-70-2	Calcium	0.026	56.5	mg/L	
7440-47-3	Chromium	0.0016	0.064	mg/L	
7440-48-4	Cobalt	0.00040	0.00040	mg/L	U
7440-50-8	Copper	0.0029	0.21	mg/L	
7439-89-6	Iron	0.018	10.8	mg/L	
7439-92-1	Lead	0.0017	0.0017	mg/L	U
7439-95-4	Magnesium	0.027	15.2	mg/L	
7439-96-5	Manganese	0.00080	0.82	mg/L	
7440-02-0	Nickel	0.00050	0.049	mg/L	
7440-09-7	Potassium	0.052	11.0	mg/L	
7782-49-2	Selenium	0.0043	0.0043	mg/L	U
7440-22-4	Silver	0.0010	0.0010	mg/L	U
7440-23-5	Sodium	0.022	33.2	mg/L	
7440-28-0	Thallium	0.0020	0.0020	mg/L	U
7440-62-2	Vanadium	0.00050	0.00050	mg/L	U
7440-66-6	Zinc	0.0044	0.39	mg/L	



Environmental Testing Laboratories, Inc.

208 Route 109, Farmingdale NY 11735
Phone - 631-249-1456 Fax - 631-249-8344

11/26/2008

TAL Metals by SW846 6010

Sample: 0811311-14

Client Sample ID: GP-07 (0-2')

Matrix: Soil

Type: Grab

Collected: 11/17/2008 14:47

% Solid: 93.5%

Remarks:

Analyzed Date: 11/21/2008

Preparation Date(s) : 11/20/2008 11/19/2008

Analytical Results

Cas No	Analyte	MDL	Concentration*	Units	Q
7429-90-5	Aluminum	1.35	4580	mg/Kg	
7440-36-0	Antimony	0.21	0.21	mg/Kg	U
7440-38-2	Arsenic	0.36	0.36	mg/Kg	U
7440-39-3	Barium	0.043	46.0	mg/Kg	
7440-41-7	Beryllium	0.021	0.021	mg/Kg	U
7440-43-9	Cadmium	0.032	0.032	mg/Kg	U
7440-70-2	Calcium	2.77	22000	mg/Kg	
7440-47-3	Chromium	0.17	8.82	mg/Kg	
7440-48-4	Cobalt	0.043	4.18	mg/Kg	
7440-50-8	Copper	0.31	67.8	mg/Kg	
7439-89-6	Iron	1.93	14500	mg/Kg	
7439-92-1	Lead	0.18	114	mg/Kg	
7439-95-4	Magnesium	2.84	1880	mg/Kg	
7439-96-5	Manganese	0.086	178	mg/Kg	
7440-02-0	Nickel	0.053	8.32	mg/Kg	
7440-09-7	Potassium	5.59	678	mg/Kg	
7782-49-2	Selenium	0.46	0.46	mg/Kg	U
7440-22-4	Silver	0.11	0.11	mg/Kg	U
7440-23-5	Sodium	2.32	271	mg/Kg	
7440-28-0	Thallium	0.21	0.21	mg/Kg	U
7440-62-2	Vanadium	0.053	13.6	mg/Kg	
7440-66-6	Zinc	0.47	59.6	mg/Kg	

* Results are reported on a dry weight basis



Environmental Testing Laboratories, Inc.

208 Route 109, Farmingdale NY 11735

Phone - 631-249-1456 Fax - 631-249-8344

11/26/2008

Case Narrative

EPA 8260 VOLATILE ANALYSIS:

The following compounds were calibrated at 25, 50, 100, 150 and 200 ppb levels in the initial calibration curve:

- Acetone
- 2-Butanone
- 4-Methyl-2-pentanone
- 2-Hexanone

M&P-Xylenes and 2-Chloroethylvinylether were calibrated at 10, 40, 100, 200 and 300 ppb levels.

Acrolein/Acrylonitrile were calibrated at 50,100,150,200 and 250 ppb levels.

Tert Butyl Alcohol (TBA) was calibrated at 50,200,500,1000 and 1500 ppb levels.

All other compounds were calibrated at 5, 20, 50, 100 and 150 ppb levels.

0811311-14 was analyzed at a low level soil dilution of 1:2 with results indicating one surrogate recovery below limit. This sample was also analyzed at a medium level soil dilution with all surrogate recoveries within limits. Matrix interference was proven to cause the low recovery in the 1:2 dilution analysis.



Environmental Testing Laboratories, Inc.

208 Route 109, Farmingdale NY 11735

Phone - 631-249-1456 Fax - 631-249-8344

11/26/2008

Case Narrative

METALS ANALYSIS

Batch 3505

Custoday 0801311:

As, Be, Cd, Co, Pb, Sb, Se were rejected for sample #5 after a review of the spectra revealed no peaks above the baseline.

As, Be, Cd, Co, Pb, Sb, Se, V were rejected for sample #12 after a review of the spectra revealed no peaks above the baseline.

Be was rejected for sample #2 after a review of the spectra revealed no peaks above the baseline.

As, Be, Sb were rejected for sample #6 after a review of the spectra revealed no peaks above the baseline.

Be, Sb were rejected for sample #7 after a review of the spectra revealed no peaks above the baseline.

As, Be, Sb were rejected for sample #8 after a review of the spectra revealed no peaks above the baseline.

As, Be, Sb were rejected for sample #10 after a review of the spectra revealed no peaks above the baseline.

As, Be, Sb were rejected for sample #14 after a review of the spectra revealed no peaks above the baseline.



Environmental Testing Laboratories, Inc.

208 Route 109, Farmingdale NY 11735

Phone - 631-249-1456 Fax - 631-249-8344

11/26/2008

Case Narrative

METALS ANALYSIS

Batch (Batch ID)

Sample xxxx-xx exceeded the linear range for (element). The sample was re-analyzed at a ##X dilution in Batch #####.

Samples were analyzed as per the requested protocols.



Environmental Testing Laboratories, Inc.

208 Route 109, Farmingdale NY 11735
Phone - 631-249-1456 Fax - 631-249-8344

11/26/2008

ORGANIC METHOD QUALIFIERS

Q - Qualifier - specified entries and their meanings are as follows:

- U - The analytical result is not detected above the Method Detection Limit (MDL).
All MDL's are lower than the lowest calibration standard concentration.
- J - Indicates an estimated value. The concentration reported was between the Method Detection Limit (MDL) and the Practical Quantitation Limit (PQL).
- B - The analyte was found in the associated method blank as well as the sample.
It indicates possible/probable blank contamination and warns the data user to take appropriate action.
- E - The concentration of the analyte exceeded the calibration range of the instrument.
- D - This flag indicates a system monitoring compound diluted out.

INORGANIC METHOD QUALIFIERS

C - (Concentration) qualifiers are as follows:

- B - Entered if the reported value was obtained from a reading that was less than the Contract Required Detection Limit (CRDL) but greater than or equal to the Method Detection Limit (MDL).
- U - Entered when the analyte was analyzed for, but not detected above the Method Detection Limit (MDL) which is less than the lowest calibration standard concentration.

Q - Qualifier specific entries and their meanings are as follows:

- E - Reported value is estimated because of the presence of interferences.

M - (Method) qualifiers are as follows:

- A - Flame AA
- AS - Semi-automated Spectrophotometric
- AV - Automated Cold Vapor AA
- C - Manual Spectrophotometric
- F - Furnace AA
- P - ICP
- T - Titrimetric

OTHER QUALIFIERS

ND - Not Detected

