APPENDIX C
QUARTERLY STATUS REPORT

www.vhb.com

May 15, 2019

Ref: 26183.01

Mr. Tom Cuff
Assistant Engineer, Division of Environmental Remediation
New York State Department of Environmental Conservation
50 Circle Road
Stony Brook, New York 11790

Re: Site Status Update Report (First Quarter – 2019)
Former Commander Oil Terminal
1 Commander Square
Oyster Bay, New York 11771
NYSDEC Case Nos. 9925216 & 8500426

Dear Mr. Cuff,

VHB respectfully submits this Site Status Update Report (SSUR) documenting the remedial activities performed over the course of the first quarter monitoring period of 2019 at the Former Commander Terminal (site). The location of the site is shown on Figure 1 and pertinent site features are shown on Figure 2. The primary activities include:

- Quarterly groundwater monitoring and sampling of select monitoring wells in March 2019.
- Monthly gauging and bailing of liquid-phase hydrocarbons (LPH) in select monitoring wells.
- Routine inspection and replacement of absorbent socks in select monitoring wells.
- Winterization of the on-site groundwater pump and treat (GWPT) system.
- Maintenance, and monitoring of an existing ozone in-situ chemical oxidation (ISCO) system.
- Boom maintenance along the northeast corner seawall for sheen abatement.

The following sections summarize the site hydrogeology; monthly gauging and bailing recovery data; quarterly groundwater analytical data; as well as previous and planned remedial activities. Feel free to contact the undersigned with any comments or concerns. In addition, VHB is available to meet on-site at your convenience. Photographs are included as an attachment to this SSUR.

Sincerely,

VHB Engineering, Surveying, Landscape Architecture and Geology, P.C.

STATE OF NEW YORK
STEPHEN KAPLAN
LICENSED PROFESSIONAL GEOLOGIST
00164

Joseph Stressler
Project Scientist

Stephen Kaplan, PG
Director of Oil and Hazardous Materials Services

JS/SK/

Engineers | Scientists | Planners | Designers

100 Motor Parkway
Suite 350
Hauppauge, New York 11788
P 631.787.3400
F 631.813.2545

COMMANDER TERMINAL HOLDINGS, LLC
SITE STATUS UPDATE REPORT

Site: Former Commander Terminal	**Regulatory Agency:** NYSDEC, Region 1
One Commander Square	**Regulatory Contact:** Tom Cuff
Oyster Bay, New York	**NYSDEC Case No.:** 99-25216 & 8500426
PBS No.: 1-2360	**Consultant:** VHB
Client Contact: William Schaefer	**Project Managers:** Joseph Stressler
Commander Terminal Holdings, LLC	Stephen Kaplan, PG

Report Date: May 15, 2019

Current Site Status: Former Commander Oil Terminal. The property has been leased to Global Partners, LP since 2009 for continued operations as an active oil terminal and major oil storage facility (MOSF).

Monitoring Period: January 2019 through March 2019

1.0 HYDROGEOLOGY

The site is located along a harbor on the north shore and also adjacent to the outflow of a small creek. The on-site groundwater monitoring well network consists of four recovery wells, 25 monitoring wells and one marine piezometer. In their Supplemental Subsurface Investigation dated March 2010, Kleinfelder East, Inc. (Kleinfelder), indicated a hydraulic gradient of 0.00071 foot/foot indicating downward flow of shallow groundwater in a southeasterly direction toward to confluence of the creek and harbor. In their Tidal Study Report dated August 2011, Kleinfelder found that tidal influence was generally limited to shallow water above a discontinuous peat layer noted on the site (six to 12 feet below grade surface [bgs]). In previous SSURs, Kleinfelder reported that measurements of deep monitoring wells set below peat indicated an east-northeast groundwater flow direction therein.

The monitoring well network was gauged on March 25, 2019 and March 26, 2019, including 29 of the 30 existing monitoring points (excludes only RW-4).[1] Groundwater elevations in the shallow water bearing zone above a peat layer ranged from 0.77 feet above mean sea level (amsl) in MW-19 to 5.55 feet amsl in MW-4[2]. The range appears similar to historical data. The locations of the maximum and minimum groundwater elevations are consistent with a southeasterly flow direction for shallow groundwater. Variability in the well construction and elevation data as well as gauging time with respect to tides precludes the generation of reliable groundwater contours. Monitoring well gauging data are included in Table 1. The groundwater elevations are presented geospatially in Figures 3 and 4.

2.0 FLOATING PRODUCT THICKNESS

LPH thickness is being monitored monthly and recovered from five (5) monitoring points: RW-1, MW-6, MW-15, MW-18 and MW-19. LPH recovery methods consist of manual bailing and monitoring/removing LPH absorbent socks. Furthermore, an additional 20 monitoring points throughout the site and the marine piezometer are gauged prior to quarterly sampling. During monitoring events conducted during the quarter, LPH was gauged and detected in monitoring wells MW-6, MW-15, MW-18, MW-19 and RW-1 ranging in thickness from a sheen in MW-6 and 2.35 feet in MW-18 (March 2019). A summary of monthly gauging and bailing events conducted to date is presented on Table 2. LPH thickness over time in MW-18 is presented as Chart 1. LPH distribution is illustrated on Figure 3.

3.0 GROUNDWATER ANALYTICAL DATA

The following summarize the groundwater quality data collected during the monitoring period:

3.1 Volatile Organic Compounds

Groundwater samples were collected from 22 monitoring wells without detections of LPH from March 25, 2019 to March 26, 2019 for analysis of the target compound list of volatile organic compounds (VOCs) in accordance with United States Environmental Protection Agency (USEPA) Method 8260C. Each sample was collected after purging approximately three well volumes and contained in preserved glassware. The

[1]RW-4 was not accessible per location under a locked hatch.
[2]MW-30, MW-31S and MW-31D have not been surveyed and therefore are excluded from any consideration of elevation ranges. RW-3 is typically uncovered and therefore it can be inferred influenced directly by rainfall entering the large diameter casing.

following is a summary of the highest detections of benzene, toluene, ethyl benzene, total xylenes (BTEX) and methyl tertiary butyl ether (MTBE) in the samples collected:

- Benzene was detected at or above groundwater standards in 13 groundwater samples. The highest concentration of 480 micrograms per liter (µg/L) was detected in MW-16.
- Toluene was detected above groundwater standards in six (6) samples. The highest concentration of 320 µg/L was detected in MW-29.
- Ethylbenzene was detected above groundwater standards in two (2) samples. The highest concentration of 44 µg/L was detected in MW-28.
- Xylenes were detected above groundwater standards in five (5) samples. The highest total xylenes concentration of 85 µg/L was detected in MW-28.
- MTBE was detected above groundwater standards in five (5) samples. The highest concentration of 140 µg/L was detected in MW-30.

The following is a summary of the highest detections of dissolved-phase chlorinated VOCs (cVOCs) above guidance values or standards in groundwater samples collected:

- 1,1-dichloroethene (DCE) was detected above groundwater standards in three (3) samples this period. The highest concentration of 20 µg/L was detected in MW-30.
- Cis-1,2-dichloroethene (c-DCE) was detected above groundwater standards in 17 samples. The highest concentration of 140,000 µg/L was detected in MW-14.
- Trans-1,2-dichloroethene (t-DCE) was detected above groundwater standards in MW-14 at 700 µg/L.
- Trichloroethene (TCE) was detected above groundwater standards in nine (9) samples. The highest concentration of 64,000 µg/L was detected in MW-31S.
- Vinyl chloride (VC) was detected above groundwater standards in 16 groundwater samples this period. The highest concentration of 38,000 µg/L was detected in MW-14.

It should be noted that select samples method detection limits (MDLs) exceeded groundwater regulatory values, given matrix effects and dilutions. The laboratory analytical results of the BTEX and cVOC compounds are presented in Table 1. Additional VOCs analytical data are summarized in Table 1A. Charts illustrating cVOC concentrations over time in MW-14, MW-16 MW-21, MW-22, MW-23M, MW-23D, MW-28, MW-31S and MW-31D are provided as Charts 2 to 9. The distribution of dissolved BTEX and MTBE detections for the monitoring period are illustrated on Figure 5. The distribution of dissolved cVOC detections for the monitoring period are illustrated on Figure 6. Laboratory analytical reports are provided as Attachment A.

4.0 REMEDIAL ACTIVITIES SUMMARY

Remedial activities performed at the site by VHB on behalf of Commander Holding Terminals, LLC during this quarter are summarized below:

4.1 In-Situ Chemical Oxidation Evaluation

The system was generally operational from January 2019 through March 2019, with one anomalous period from January 10, 2019 when the ozone generator did not log run-time hours until the computer to the injection control system was resolved on the same day. VHB performed biweekly inspection events. Ozone and VOCs in ambient air were monitored during each event. No significant VOCs were detected in ambient air, based on screening with a photoionization detector (PID). In addition, ozone was not detected within the equipment trailer thereby indicating that the injected ozone was not short-circuiting from the subsurface into ambient air during this monitoring period. Ozone system operation data is summarized in Table 3.

In letters dated January 7 and February 21, 2017, the NYSDEC noted cVOC levels have not decreased in locations MW-14, MW-23, MW-31S and MW-31D. The analytical results of this quarter's sampling event do not substantiate a net general reduction in cVOC concentrations from either the most recent previous event or pre-ISCO baseline concentrations measured by Kleinfelder in 2013, with the exception of MW-23D. In email correspondence dated July 5, 2018, the NYSDEC requested a remedial action plan "that includes any necessary upgrades/modifications to the existing system" to be submitted by August 3, 2018. VHB recently attended a site meeting with the NYSDEC and the Client, in which the NYSDEC indicated that maintenance of the existing system should continue at this time pending further remedial feasibility investigation and potential upgrades/modifications.

4.2 Groundwater Pump and Treatment System

During its lifetime from April 2010 to December 18, 2018, the GWPT system has pumped and treated approximately 6,349,700 gallons of groundwater. It should be noted that the GWPT system was turned off in early January 2019 for winterization. As the GWPT system was inoperable between January 2019 and March 2019, effluent samples were not collected. Furthermore, the GWPT system was turned back on in April 2019 (subsequent to the quarterly monitoring summarized in this report).

4.3 Northeast Corner Sheen Abatement

A floating, oil-only absorbent boom is positioned along the northeast corner of the site for mitigation of a sporadic sheen that emits from the base of the concrete seawall. The boom consists of soft absorbent in ten-feet long sections, replaced individually upon saturation or substantial wear-and-tear. The boom was last repaired on March 25, 2019. Boom replacement will continue on an as needed basis. It should be noted that seawall maintenance activities were not performed this quarter. However, seawall maintenance will be performed in the second quarter of 2019.

4.4 Hand Bailing and Absorbent Placement

Floating oil-only absorbent socks are positioned in select monitoring wells, inspected at least monthly and replaced upon significant saturation and/or discoloration. A single 1.5" or 3" diameter 1.5-foot long sock is situated within MW-6, and MW-15. Three to four stacked absorbents socks are placed within MW-18 and MW-19. The socks are replaced as needed. One pillow-shaped absorbent was temporarily previously placed within RW-1 during this quarter. Upon detection of floating product in these monitoring wells, approximately 5 gallons of liquid

are bailed to drums temporarily stored on-site. A summary of monthly bailing and sock replacement events are presented in Table 2.

4.5 Waste Disposal Management

The following potentially hazardous wastes were generated from the above described remedial activities from the site during this monitoring period:

- Approximately three (3) 55-gallon drums of purged groundwater and two (2) 55-gallon drums of absorbents (socks and booms) and disposables (gloves, bailers, etc.). It should be noted that the aforementioned wastes were disposed of and properly transferred to Triumvirate Environmental Inc. in Astoria, New York in the second quarter of 2019.

Waste classification sampling and analyses were completed prior to transportation to facility acceptance of impacted liquids and soils. A manifest documenting the above described transportation and disposal activity will be provided in the second quarter SSUR of 2019.

4.6 Site Meetings

There were no pertinent site meetings between January 2019 and March 2019.

5.0 PREVIOUS REMEDIAL ACTIVITIES SUMMARY

The following subsections summarize previous remedial activities conducted at the site, according to Kleinfelder:

5.1 Northeast Corner Oxidant Injection: June through December 2008

Between June and December 2008, as part of a pilot test to mitigate a periodic petroleum sheen on the surface water, approximately 5,250 gallons of Adventus EHC-O oxidizing agent were injected into and behind the concrete seawall at the Northeast Corner of the Site.

5.2 Soil Excavation: October 2010

In October 2010, soil was excavated to a depth of approximately 2 fbg in an area approximately 40 feet by 15 feet between monitoring wells MW-20 and MW-28. Approximately 58 tons of cVOCs and petroleum contaminated soil were excavated and disposed off-Site. The soil was excavated for the purpose of source area remediation and installing infrastructure for an air sparge/soil vapor extraction (AS/SVE) pilot test.

5.3 Air Sparge/Soil Vapor Extraction: November 2011 through December 2013

An AS/SVE system operated as a pilot test in the vicinity of monitoring wells MW-14, MW-23M and MW-23D, between November 2011 and December 2013. The system removed approximately 1,428 pounds of VOCs, of which approximately 99 percent were cVOCs. The pilot test was completed when influent concentrations of cVOCs reached asymptotic levels.

5.4 Vapor Recovery Unit and Soil Excavation: August and September 2012

In August and September 2012, the vapor recovery unit (VRU) and ancillary equipment were removed from inside the tank dike wall area near MW-31S and MW-31D. Soils beneath the VRU were excavated to a maximum depth of three fbg in an area approximately 28 feet long and 16 feet wide. Approximately 52 tons of cVOC contaminated soil were excavated and disposed off-Site.

5.5 In-Situ Chemical Oxidation Pilot Testing

An ISCO pilot test commenced in January 2014 to evaluate the feasibility of utilizing ozone and hydrogen peroxide to remediate cVOCs in the area of the former VRU and MW-14. ISCO pilot testing activities were described in the July 31, 2013 *ISCO Pilot Test Proposal – Vapor Recovery Unit Area* and the subsequent *Addendum #1* dated September 11, 2013. Both were approved by the NYSDEC on September 12, 2013. Installation of pilot testing injection and monitoring wells commenced on November 12, 2013. An ISCO pilot trailer system was delivered to the site on December 30, 2013. The ISCO system began full time injection of ozone on January 13, 2014 into one injection well IW-2 (deep) below the peat layer. A second injection well, IW-1 (deep) was activated in April 2014. The system operated intermittently from April 2014 to September 2014 due to equipment malfunctions and repairs. Kleinfelder performed periodic monitoring events while the system was operational. Ozone and VOCs in ambient air were monitored during each event. Ozone was not detected and VOCs were at or below background concentrations in

ambient air during system operations. This indicates that injected ozone is not short-circuiting from the subsurface into ambient air. On February 10, 2016, the system was shut down due to the ozone generator not generating ozone. Following the installation of a new ozone generator and electrical repairs, the system was reactivated on April 18, 2016. On February 22, 2017, an issue was identified with the motor on the ozone injection pump. The system remained off until the ISCO system upgrades were complete.

In accordance with the May 24, 2016 Site Status Update Report and Proposed ISCO System Expansion report dated and approved by the NYSDEC, four new injection points (IP-3 through IP-6) were installed from June 19 through 27, 2017. Additionally, a new ozone injection pump and ozone generator were installed. The ISCO system was restarted on July 27, 2017.

The cVOC concentrations in groundwater have generally declined in monitoring wells in proximity to the injection points since 2013. Fluctuations in cVOC concentrations have occurred coincident with ISCO activation/deactivation whereas concentration reductions are observed during periods of system operation, and partial concentration rebound observed when the ISCO system is inactive. The overall net effect is a general reduction in cVOC concentrations from pre-ISCO baseline concentrations measured in 2013 [according to Kleinfelder]. Groundwater analytical data is summarized in Table 1. Ozone system operation data is summarized as Table 3.

5.6 Groundwater Pump and Treatment System

During the period April 2010 to October 4, 2017, the GWPT system has pumped and treated approximately 5,610,900 gallons of groundwater. The GWPT system was shut down for the winter months and while awaiting status of the discharge approval. Samples of the system influent, midfluent and effluent are collected on a monthly basis and analyzed for analysis of the full list VOCs in accordance with USEPA Method 8260C. The last GWPT system sample collected from Kleinfelder was collected on October 4, 2017. A summary of the system operation data is included on Table 4 and a summary of historical analytical data is included on Table 5.

5.7 Northeast Corner Sheen Abatement

In September 2010, soils along the base of the concrete seawall located on the Northeast Corner of the Site were excavated and replaced with oil-only absorbent mats covered with bentonite and sand to mitigate surface water sheens. Excavation and replacement of the oil-only absorbent material and bentonite from the base of the concrete wall is conducted on an approximate semi-annual basis and was last performed [by Kleinfelder] on December 7, 2017.[3] The buried oil-only booms and pads extend around the corner of the wall in a westerly direction approximately 15 linear feet, and northward along the base of the wall 30 feet. This work was performed during a low tide event. Three 55-gallon steel drums of sand mixed with bentonite and absorbents were removed and disposed of off-site.

[3] It should be noted that seawall maintenance was not performed this quarter. However, seawall maintenance will be performed during the second and fourth quarters of 2019.

6.0 PLANNED REMEDIAL ACTIVITIES

The following is a summary of planned activities for the site based on the findings of this SSUR:

- Off-Site Subsurface Investigation was performed on April 30, 2019 and May 1, 2019 in accordance with Off-site Sampling Preliminary Work Plan submitted to NYSDEC on December 11, 2018 and conditionally approved on December 19, 2018.
- Redesign of the treatment systems to be detailed in a work plan originally due in August 2018.
- Excavation and placement of absorbents along the northeast seawall in 2nd Quarter of 2019.
- Continue monthly bailing and sock replacement for select monitoring wells through December 2019.
- Continue biweekly maintenance and monitoring of the existing on-site ISCO system.
- Next quarterly groundwater sampling event will be conducted in or before June 2019.

7.0 LIMITATIONS

The conclusions presented in this report are professional opinions based on the data described in this report. These opinions have been arrived at in accordance with currently accepted engineering and hydrogeologic standards and practices applicable to this location, and are subject to the following inherent limitations:

"1. The data presented in this report are from visual inspections, examination of records in the public domain, and the sampling and analysis activities described herein. The passage of time, manifestation of latent conditions, or occurrence of future events may require further exploration of the site, analysis of data, and re-evaluation of the findings, observations, and conclusions presented in this report.

2. The data reported and the findings, observations, and conclusions expressed are limited by the scope of work. Any deviations from this scope are described herein. Furthermore, the scope of work was defined and developed pursuant to the request of the Client.

3. No warranty or guarantee, whether expressed or implied, is made with respect to the data reported, findings, observations, or conclusions. These are based solely upon site conditions in existence at the time of the investigation, and other information obtained and reviewed by VHB.

4. VHB's report presents professional opinions and findings of a scientific and technical nature. While attempts were made to relate the data and findings to applicable environmental laws and regulations, the report will not be construed to offer legal opinion or representations as to the requirements of, or compliance with, environmental laws, rules, or regulations, or policies of federal, state, or local government agencies.

5. The conclusions presented in this report are professional opinions based on data described in this report. They are intended only for the purpose, site location, and project indicated. This report is not a definitive study of all contamination at the site and should not be interpreted as such."

\\vhb\gbl\proj\Hauppauge\26183.01 Commander Terminal\reports\2019\SSUR Q1 - 2019\Commander SSUR 2019 Q1 - DRAFT.docx

Attachments

Tables:

Table 1	Monitoring Well Gauging and Groundwater Analytical Data
Table 1A	Groundwater Analytical Data (Additional Volatile Organic Compounds)
Table 2	LPH Gauging Summary
Table 3	Ozone System Performance Summary
Table 4	Groundwater Pump and Treat Performance Summary
Table 5	Groundwater Pump and Treat Analytical Data Summary

Figures:

Figure 1	Location Map
Figure 2	Site Features
Figure 3	Observations in Shallow Monitoring Points – March 2019
Figure 4	Observations in Deeper Monitoring Points – March 2019
Figure 5	BTEX and MTBE Exceedances – March 2019
Figure 6	Dissolved cVOCs >1000 ug/L and >100 ug/L Zones – March 2019

Appendices:

Appendix A – Laboratory Analytical Reports

Appendix B – Site Photographs

Charts:

Chart 1	LPH Thickness versus Time MW-18
Chart 2	Total CVOCs versus Time – MW-14
Chart 3	Total CVOCs versus Time – MW-16
Chart 4	Total CVOCs versus Time – MW-21
Chart 5	Total CVOCs versus Time – MW-22
Chart 6	Total CVOCs versus Time – MW-23M
Chart 7	Total CVOCs versus Time – MW-23D
Chart 8	Total CVOCs versus Time – MW-28
Chart 9	Total CVOCs versus Time – MW-31 Shallow and Deep

TABLES

Table 1
Monitoring Well Gauging and Groundwater Analytical Data
Former Commander Terminal
Oyster Bay, New York
June 26, 2009 - March 26, 2019

		Gauging Data					Analytical Data																						
Sample ID (Screen Interval)	**Date**	**Top of Casing Elevation**	**Depth to Water (feet)**	**Depth to Hydro-carbon (feet)**	**Hydro-carbon Thickness (feet)**	**Corrected GW Elevation (feet)**	**Benzene**		**Toluene**		**Ethyl-benzene**		**Total Xylenes**		**Total BTEX**		**Methyl tertiary-butyl ether**		**1,1-Dichloro-ethene****		**cis-1,2-Dichloro-ethene**		**trans-1,2-Dichloro-ethene**		**Trichloro-ethene**		**Vinyl chloride**		**Total CVOCs**		**Comments**
NYSDEC Standards		**N/A**	**N/A**	**N/A**	**N/A**	**N/A**	**1**		**5**		**5**		**5**		**NA**		**~**		**0.6**		**5**		**5**		**5**		**2**		**NA**		~
NYSDEC Guidance Values		**N/A**	**N/A**	**N/A**	**N/A**	**N/A**	**~**		**~**		**~**		**~**		**~**		**10**		**~**		**~**		**~**		**~**		**~**		**~**		~
RW-1 (~2.7-13.7)	6/26/2009	6.76	3.90	3.89	0.01	2.86	NA		NA		NA		NA		NA		NA		<1.0		1100		3.2		160		230		1493		
	1/22/2010	6.76	3.96	ND	ND	2.80	NA		NA		NA		NA		NA		NA		<1.0		830		3.6		0.61	J	540		1374.21	J	
	4/19/2010	6.76	6.73	Sheen	ND	0.03	34		<1.0		0.66	J	2.12	J	37	J	26		<1.0		990		3.8		540		310		1844		
	7/22/2010	6.76	2.27	Sheen	ND	4.49	110		2.6		0.37	J	0.77	J	114	J	6.7		<1.0		3.8		<1.0		<1.0		6.3		10		
	10/2/2010	6.76	1.85	Sheen	ND	4.91	3		<1.0		<1.0		<3.0		3		<1.0		<1.0		120		<1.0		16		37		173		
	1/31/2011	6.31	5.06	ND	ND	1.25	38		1		<1.0		0.58	J	40	J	4.6	C	<1.0		1.6		<1.0				0.72	J	2	J	
	4/29/2011***	6.31	8.00	Sheen	ND	-1.69	11		0.86	J	<1.0		<0.5		12	J	6.3	C	<1.0		450		1		130		130		711		
	7/7/2011	6.31	3.88	Sheen	ND	2.43	52		1		<1.0		<0.5		53		7.2		<1.0		1.4		<1.0		<1.0		1.8		3		
	10/6/2011	6.31	14.06	Sheen	ND	-7.75	4.8		1		<1.0		<0.5		6		5		<1.0		290		0.98	J	84		65		440	J	
	1/11/2012	6.31	1.76	Sheen	ND	4.55	47		4.6		<1.0		<0.5		52		7.1		<1.0		3.5		<1.0		1.1		<1.0		4.6		
	12/20/2012	6.31	3.29	ND	ND	3.02	19		0.6	J	<0.5		4.26	J	24	J	3.7		<0.5		<0.5		<0.5		<0.5		<0.5		BRL		
	3/28/2013	6.31	2.80	ND	ND	3.51	24		0.83	J	<0.5		<0.5		25	J	2.2	C	<0.5		<0.5		<0.5		<0.5		<0.5		BRL		
	6/21/2013	6.31	4.00	ND	ND	2.31	NS		NS		NS		NS		NS		NS		NS		NS		NS		NS		NS		BRL		
	9/19/2013	6.31	2.43	ND	ND	3.88	18		0.63	J	<0.5		<1.5		19	J	4.7		<0.5		0.75	J	<0.5		<0.5		<0.5		0.8	J	
	12/4/2013	6.31	2.00	ND	ND	4.31	14		1.1	JB	<0.5		<1		15	JB	3.3		<0.5		<0.5		<0.5		<0.5		<0.5	C	BRL		
	2/26/2014	6.31	1.80	ND	ND	4.51	51		1.1	J	<0.5		<1		52	J	7.9		<0.5		<0.5		<0.5		<0.5		<0.5		BRL		
	7/24/2014	6.31	7.20	ND	ND	-0.89	8.3		<2.0		<2.0		<4.0		8		2.6		<2.0		14		14		<2.0		6.8		34.8		
	10/31/2014	6.31	2.02	2.00	0.02	4.29	NS		NS		NS		NS		NS		NS		NS		NS		NS		NS		NS		BRL		
	2/12/2015	6.31	3.40	3.36	0.04	2.91	48		1.1	J	<2.0		<4.0		49	J	5.7		<2.0		<2.0		<2.0		<2.0		<2.0		BRL		
	4/23/2015	6.31	6.30	6.29	0.01	0.01	NS		NS		NS		NS		NS	J	NS		NS		NS		NS		NS		NS		NS		
	7/29/2015	6.31	6.10	Sheen	NM	0.21	NS		NS		NS		NS		NS		NS		NS		NS		NS		NS		NS		NS		
	10/1/2015	6.31	7.13	7.10	0.03	-0.82	NS		NS		NS		NS		NS		NS		NS		NS		NS		NS		NS		NS		
	2/3/2016	6.31	3.31	3.30	0.01	3.00	NS		NS		NS		NS		NS		NS		NS		NS		NS		NS		NS		NS		
	4//11/2016	6.31	3.08	3.07	0.01	3.23	NS		NS		NS		NS		NS		NS		NS		NS		NS		NS		NS		NS		
	7/26/2016	6.31	7.02	7.00	0.02	-0.69	NS		NS		NS		NS		NS		NS		NS		NS		NS		NS		NS		NS		
	11/4/2016	6.31	8.23	8.20	0.03	-1.90	NS		NS		NS		NS		NS		NS		NS		NS		NS		NS		NS		NS		
	1/25/2017	6.31	1.42	1.40	0.02	4.91	NS		NS		NS		NS		NS		NS		NS		NS		NS		NS		NS		NS		
	4/5/2017	6.31	1.50	ND	ND	4.81	NS		NS		NS		NS		NS		NS		NS		NS		NS		NS		NS		NS		
	7/26/2017	6.31	8.17	8.16	0.01	-1.85	NS		NS		NS		NS		NS		NS		NS		NS		NS		NS		NS		NS		
	11/29/2017	6.31	4.52	4.50	0.02	1.81	NS		NS		NS		NS		NS		NS		NS		NS		NS		NS		NS		NS		
	3/29/2018	6.31	3.03	3.02	0.01	3.29	NS		NS		NS		NS		NS		NS		NS		NS		NS		NS		NS		NS		
	6/21/2018	6.31	3.40	3.39	0.01	2.92	NS		NS		NS		NS		NS		NS		NS		NS		NS		NS		NS		NS		
	9/26/2018	6.31	4.01	4.00	0.01	2.31	NS		NS		NS		NS		NS		NS		NS		NS		NS		NS		NS		NS		
	12/19/2018	6.31	3.89	3.88	0.01	2.43	NS		NS		NS		NS		NS		NS		NS		NS		NS		NS		NS		NS		
	3/25/2019	6.31	7.75	7.70	0.05	-1.40	NS		NS		NS		NS		NS		NS		NS		NS		NS		NS		NS		NS		
RW-2 (~3.5-28.5)	6/26/2009	8.41	3.85	ND	ND	4.56	<1.0		<1.0		<1.0		<1.0		BRL		<1.0		<1.0		6.6		<1.0		<1.0		<1.0		6.6		
	1/22/2010	8.41	9.02	ND	ND	-0.61	NA		NA		NA		NA		NA		NA		<1.0		<1.0		3.3		<1.0		<1.0		3.3		
	4/19/2010	8.41	9.34	Sheen	ND	-0.93	39		<1.0		<1.0		<0.5		39		31		<1.0		310		<1.0		32		140		482.0		
	7/22/2010	8.41	7.97	Sheen	ND	0.44	32		1.1		<1.0		0.48	J	34	J	8.8		<1.0		4.9		<1.0		<1.0		6		10.9		
	10/2/2010	8.41	8.25	Sheen	ND	0.16	29		0.48	J	0.3	J	<3.0		30	J	23		<1.0		1.9		<1.0		<1.0		<1.0		1.9		
	1/31/2011	8.75	8.12	ND	ND	0.63	2.7		<1.0		<1.0		<0.5		3		2.5	C	<1.0		0.45	J	<1.0		<1.0		<1.0		0.5	J	
	4/29/2011	8.75	6.65	ND	ND	2.10	2.2		<1.0		<1.0		<0.5		2		2.4	C	<1.0		<1.0		<1.0		<1.0		<1.0		BRL		
	7/7/2011	8.75	7.43	ND	ND	1.32	1.4		<1.0		<1.0		<0.5		1		2.5		<1.0		<1.0		<1.0		<1.0		<1.0		BRL		
	10/6/2012	8.75	2.25	ND	ND	6.50	<1.0		<1.0		<1.0		<0.5		BRL	J	1.2		<1.0		<1.0		<1.0		<1.0		<1.0		BRL		
	1/11/2012	8.75	3.24	ND	ND	5.51	0.82	J	<1.0		<1.0		<0.5		1	J	0.89	J	<1.0		<1.0		<1.0		<1.0		<1.0		BRL		
	12/20/2012	8.75	4.50	ND	ND	4.25	<0.5		<0.5		<0.5		<4.0		BRL		<0.5		<0.5		0.77	J	<0.5		<0.5		0.66	J	1.4	J	
	3/28/2013	8.75	4.00	ND	ND	4.75	<0.5		<0.5		<0.5		<0.5		BRL		<0.5		<0.5		<0.5		<0.5		<0.5		<0.5		BRL		
	6/21/2013	8.75	4.00	ND	ND	4.75	<0.5		<0.5		<0.5		<0.5		BRL		<0.5		<0.5		<0.5		<0.5		<0.5		<0.5		BRL		
	9/19/2013	8.75	4.08	ND	ND	4.67	<0.5		<0.5		<0.5		<1.5		BRL		<0.5		<0.5		2.1		<0.5		<0.5		1.1	J	3.2	J	
	12/4/2013	8.75	4.36	ND	ND	4.39	<0.5		0.81	JB	<0.5		<1		1		<0.5		<0.5		3.1		<0.5		<0.5		<0.5	C	3.1	C	
	3/26/2014	8.75	5.80	ND	ND	2.95	<0.5		<0.5		<0.5		<1		BRL		<0.5		<0.5		1.1	J	<0.5		<0.5		<0.5		1.1	J	

Table 1
Monitoring Well Gauging and Groundwater Analytical Data
Former Commander Terminal
Oyster Bay, New York
June 26, 2009 - March 26, 2019

Sample ID (Screen Interval)	Date	Top of Casing Elevation	Depth to Water (feet)	Depth to Hydro-carbon (feet)	Hydro-carbon Thickness (feet)	Corrected GW Elevation (feet)	Benzene		Toluene		Ethyl-benzene		Total Xylenes		Total BTEX		Methyl tertiary-butyl ether		1,1-Dichloro-ethene**		cis-1,2-Dichloro-ethene		trans-1,2-Dichloro-ethene		Trichloro-ethene		Vinyl chloride		Total CVOCs		Comments
NYSDEC Standards		**N/A**	**N/A**	**N/A**	**N/A**	**N/A**	**1**		**5**		**5**		**5**		**NA**		**~**		**0.6**		**5**		**5**		**5**		**2**		**NA**		~
NYSDEC Guidance Values		**N/A**	**N/A**	**N/A**	**N/A**	**N/A**	**~**		**~**		**~**		**~**		**~**		**10**		**~**		**~**		**~**		**~**		**~**		**~**		~
RW-2 (~3.5-28.5)	7/24/2014	8.75	5.50	ND	ND	3.25	<2.0		<2.0		<2.0		<4.0		BRL		<2.0		<2.0		1.1	J	<2.0		<2.0		<2.0		1.1	J	
	10/31/2014	8.75	4.33	ND	ND	4.42	<2.0		<2.0		<2.0		<4.0		BRL		<2.0		<2.0		4.9		<2.0		<2.0		2.4		7.3		
	2/12/2015	8.75	NM	NM	NM	NM	NS		NS		NS		NS		NS		NS		NS		NS		NS		NS		NS		NS		
	4/23/2015	8.75	4.00	ND	ND	4.75	<2.0		<2.0		<2.0		<4.0		BRL		<2.0		<2.0		3.5		<2.0		<2.0		1.5	J	5.0	J	
	7/29/2015	8.75	4.20	ND	ND	4.55	<2.0		<2.0		<2.0		<4.0		BRL		<2.0		<2.0		2.7		<2.0		<2.0		<2.0		2.7		
	10/1/2015	8.75	4.20	ND	ND	4.55	<2.0		<2.0		<2.0		<4.0		BRL		<2.0		<2.0		1.2	J	<2.0		0.5	J	<2.0		1.7	J	
	2/3/2016	8.75	4.00	ND	ND	4.75	<0.5		<2.0		<2.0		<4.0		BRL		<2.0		<2.0		6.1		<2.0		<2.0		<2.0		6.1		
	4/11/2016	8.75	4.05	ND	ND	4.70	<0.5		<2.0		<2.0		<4.0		BRL		<2.0		<2.0		5.3		<2.0		<2.0		<2.0		5.3		
	7/26/2016	8.75	3.40	ND	ND	5.35	0.52	J	<2.0		<2.0		<6.0		0.52	J	<2.0		<2.0		5.9		<2.0		<2.0		<2.0		5.9		
	11/4/2016	8.75	4.35	ND	ND	4.40	0.46	J	0.39	J	0.44	J	1.5	J	2.79	J	<2.0		<2.0		3.2		<2.0		<2.0		<2.0		3.2		
	1/25/2017	8.75	4.60	ND	ND	4.15	0.31	J	<2.0		<2.0		<6.0		0.31	J	<2.0		<2.0		2.4		<2.0		<2.0		<2.0		2.4		
	4/5/2017	8.75	4.82	ND	ND	3.93	<2.0	J	<2.0	U	<2.0	U	<6.0	U	BRL		<2.0	U	<2.0	U	2.2		<2.0	U	<2.0	U	0.67	J	2.87	J	
	7/26/2017	8.75	4.45	ND	ND	4.30	0.44	J	<1.0		<1.0		<1.0		0.44	J	<1.0		<1.0		5.4		<1.0		<1.0		0.85	J	6.25	J	
	11/29/2017	8.75	4.36	ND	ND	4.39	1.1		0.32	J	<1.0		<1.0		1.42	J	<1.0		<1.0		11		<1.0		<1.0		2		13		
	3/29/2018	8.75	5.60	ND	ND	3.15	3.4		<2.5	U	<2.5	U	<2.5	U	3.4		2	J	<0.5	U	<2.5	U	<2.5	U	<0.5	U	<1.0	U	BRL		
	6/22/2018	8.75	5.75	ND	ND	3.00	0.56		<2.5	U	<2.5	U	<2.5	U	0.56		<2.5	U	<0.5	U	7.4		<2.5	U	<0.5	U	1.9		9.3		
	9/26/2018	8.75	4.90	ND	ND	3.85	<0.5	U	<2.5	U	<2.5	U	<2.5	U	BRL		0.95	J	<2.5	U	<2.5	U	<2.5	U	<0.5	U	<1.0	U	0.95	J	
	12/18/2018	8.75	6.74	ND	ND	2.01	0.57		<2.5	U	<2.5	U	<2.5	U	0.57		1	J	<0.5	U	13		<2.5	U	0.64		1.0		15.64	J	
	3/26/2019	8.75	6.35	ND	ND	2.40	1.7		<2.5	U	<2.5	U	<2.5	U	1.7		2.2	J	<0.5	U	0.72	J	<2.5	U	5.5		1.0	U	8.42	J	
RW-3 (0-20)	6/26/2009	NSVD	8.93	ND	ND	NSVD	NA		NA		NA		NA		BRL	J	NA		<1.0		<1.0		<1.0		<1.0		<1.0		BRL		
	1/22/2010	NSVD	10.18	ND	ND	NSVD	NA		NA		NA		NA		BRL	J	NA		<1.0		1.5		<1.0		<1.0		<1.0		1.5		
	4/19/2010	NSVD	10.34	ND	ND	NSVD	0.3	J	16.2		<1.0		7.4		24	J	<1.0		<1.0		<1.0		<1.0		<1.0		<1.0		BRL		
	7/22/2010	NSVD	10.78	ND	ND	NSVD	0.78	J	1.1		9.9		19.7		31	J	<1.0		<1.0		0.48	J	<1.0		<1.0		0.92	J	1.4	J	
	10/2/2010	NSVD	8.23	ND	ND	NSVD	<1.0		<1.0		4.3		7.2		12	J	<1.0		<1.0		<1.0		<1.0		<1.0		<1.0		BRL		
	1/31/2011	12.59	9.56	ND	ND	3.03	<1.0		<1.0		3.3		6.4		10	J	<1.0		<1.0		<1.0		<1.0		<1.0		<1.0		BRL		
	4/29/2011	12.59	9.65	ND	ND	2.94	0.53	J	<1.0		3.7		7		11	J	<1.0		<1.0		<1.0		<1.0		<1.0		<1.0		BRL		
	7/7/2011	12.59	10.08	ND	ND	2.51	<1.0		<1.0		3.8		6.2		10	J	<1.0		<1.0		<1.0		<1.0		<1.0		<1.0		BRL		
	10/6/2011	12.59	9.66	ND	ND	2.93	<1.0		<1.0		2.8		4.2		7	J	<1.0		<1.0		<1.0		<1.0		<1.0		<1.0		BRL		
	1/11/2012	12.59	10.85	ND	ND	1.74	<1.0		<1.0		4		6.2		10	J	<1.0		<1.0		<1.0		<1.0		<1.0		<1.0		BRL		
	12/20/2012	12.59	10.70	ND	ND	1.89	<0.5		<0.5		<0.5		1.3	J	1	J	<0.5		<0.5		<0.5		<0.5		<0.5		<0.5		BRL		
	3/28/2013	12.59	10.60	ND	ND	1.99	<0.5		<0.5		<0.5		2.31	J	2	J	<0.5		<0.5		<0.5		<0.5		<0.5		<0.5		BRL		
	6/21/2013	12.59	9.50	ND	ND	3.09	<0.5		<0.5		0.8	J	<0.5		1	J	<0.5		<0.5		<0.5		<0.5		<0.5		<0.5		BRL		
	9/19/2013	12.59	11.05	ND	ND	1.54	<0.5		<0.5		<0.5		<1.5		BRL	J	<0.5		<0.5		<0.5		<0.5		<0.5		<0.5		BRL		
	12/4/2013	12.59	10.28	ND	ND	2.31	<0.5		0.65	JB	<0.5		<1		1	J	<0.5		<0.5		<0.5		<0.5		<0.5		<0.5	C	BRL	C	
	7/24/2014	12.59	10.02	ND	ND	2.57	<2.0		<2.0		<2.0		<4.0		BRL	J	<2.0		<2.0		<2.0		<2.0		<2.0		<2.0		BRL		
	10/31/2014	12.59	9.45	ND	ND	3.14	<2.0		<2.0		<2.0		<4.0		BRL	J	<2.0		<2.0		<2.0		<2.0		<2.0		<2.0		BRL		
	2/12/2015	12.59	NM	NM	NM	NM	NS		NS		NS		NS		NS		NS		NS		NS		NS		NS		NS		NS		
	4/23/2015	12.59	10.80	ND	ND	1.79	<2.0		<2.0		<2.0		<4.0		BRL		<2.0		<2.0		0.56	J	<2.0		<2.0		<2.0		0.6	J	
	7/29/2015	12.59	10.72	ND	ND	1.87	<2.0		<2.0		<2.0		<4.0		BRL		<2.0		<2.0		<2.0		<2.0		<2.0		<2.0		BRL		
	10/1/2015	12.59	10.15	ND	ND	2.44	<2.0		<2.0		<2.0		<4.0		BRL		<2.0		<2.0		<2.0		<2.0		<2.0		<2.0		BRL		
	2/3/2016	12.59	9.78	ND	ND	2.81	<2.0		<2.0		<2.0		<4.0		BRL		<2.0		<2.0		<2.0		<2.0		<2.0		<2.0		BRL		
	4/12/2016	12.59	10.78	ND	ND	1.81	<2.0		<2.0		<2.0		<4.0		BRL		<2.0		<2.0		<2.0		<2.0		<2.0		<2.0		BRL		
	7/26/2016	12.59	10.20	ND	ND	2.39	<2.0		<2.0		<2.0		<6.0		BRL		<2.0		<2.0		<2.0		<2.0		<2.0		<2.0		BRL		
	11/4/2016	12.59	10.32	ND	ND	2.27	<2.0		0.26	J	0.35	J	0.94	J	1.55	J	<2.0		<2.0		<2.0		<2.0		<2.0		<2.0		BRL		
	1/25/2017	12.59	10.02	ND	ND	2.57	<2.0		<2.0		<2.0		<6.0		BRL		<2.0		<2.0		<2.0		<2.0		<2.0		<2.0		BRL		
	4/5/2017	12.59	9.40	ND	ND	3.19	<2.0	U	<2.0	U	<2.0	U	<6.0	U	BRL		<2.0	U	<2.0	U	<2.0	U	<2.0	U	<2.0	U	<2.0	U	BRL		
	7/27/2017	12.59	10.12	ND	ND	2.47	<0.50		<1.0		0.23	J	<1.0		0.23	J	<1.0		<1.0		<1.0		<1.0		<1.0		<1.0		BRL		
	11/29/2017	12.59	10.60	ND	ND	1.99	0.18	J	<1.0		<1.0		<1.0		0.18	J	<1.0		<1.0		0.5	J	<1.0		<1.0		<1.0		0.5	J	
	3/29/2018	12.59	10.45	ND	ND	2.14	<0.5	U	<2.5	U	<2.5	U	<2.5	U	BRL		<2.5	U	<0.5	U	<2.5	U	<2.5	U	<0.5	U	<1.0	U	BRL		
	6/22/2018	12.59	5.00	ND	ND	7.59	<0.5	U	<2.5	U	<2.5	U	<2.5	U	BRL		<2.5	U	<0.5	U	<2.5	U	<2.5	U	0.18	J	<1.0	U	0.18	J	
	9/26/2018	12.59	9.55	ND	ND	3.04	0.18	J	<2.5	U	<2.5	U	<2.5	U	0.18	J	<2.5	U	<2.5	U	<2.5	U	<2.5	U	<0.5	U	<1.0	U	BRL		
	12/19/2018	12.59	10.01	ND	ND	2.58	<0.5	U	<2.5	U	<2.5	U	<2.5	U	BRL		<2.5	U	<0.5	U	<2.5	U	<2.5	U	<0.5	U	<1.0	U	BRL		
	3/26/2019	12.59	10.87	ND	ND	1.72	<0.5	U	<2.5	U	<2.5	U	<2.5	U	BRL		<2.5	U	<0.5	U	<2.5	U	<2.5	U	0.18	J	<1.0	U	0.18	J	

Table 1
Monitoring Well Gauging and Groundwater Analytical Data
Former Commander Terminal
Oyster Bay, New York
June 26, 2009 - March 26, 2019

Sample ID (Screen Interval)	Date	Top of Casing Elevation	Depth to Water (feet)	Depth to Hydro-carbon (feet)	Hydro-carbon Thickness (feet)	Corrected GW Elevation (feet)	Benzene		Toluene		Ethyl-benzene		Total Xylenes		Total BTEX		Methyl tertiary-butyl ether		1,1-Dichloro-ethene**		cis-1,2-Dichloro-ethene		trans-1,2-Dichloro-ethene		Trichloro-ethene		Vinyl chloride		Total CVOCs		Comments
NYSDEC Standards		**N/A**	**N/A**	**N/A**	**N/A**	**N/A**	**1**		**5**		**5**		**5**		**NA**		**~**		**0.6**		**5**		**5**		**5**		**2**		**NA**		**~**
NYSDEC Guidance Values		**N/A**	**N/A**	**N/A**	**N/A**	**N/A**	**~**		**~**		**~**		**~**		**~**		**10**		**~**		**~**		**~**		**~**		**~**		**~**		**~**
RW-4 (3-7.5)	7/7/2011	6.02	2.83	ND	ND	3.19	340		7.3		4.7		6.4		358	J	22		<1.0		<1.0		<1.0		<1.0		<1.0		BRL		
	10/6/2011	6.02	2.98	ND	ND	3.04	270		4.6		2.7		4.6	J	282	J	19		<1.0		<1.0		<1.0		<1.0		<1.0		BRL		
	1/11/2012	6.02	2.84	ND	ND	3.18	330		4.6		1.8		5.9		342	J	30		<1.0		<1.0		<1.0		1.1		<1.0		1.1		
	4/4/2012	6.02	2.80	ND	ND	3.22	140		1.2		1.1		1.2	J	144	J	14		<1.0		<1.0		<1.0		<1.0		<1.0		BRL		
	7/25/2012	6.02	2.55	ND	ND	3.47	13		0.45	J	0.34	J	<0.5		14	J	0.63	J	<1.0		<1.0		<1.0		<1.0		<1.0		BRL		
	12/20/2012	6.02	2.43	ND	ND	3.59	2.7		0.37	J	<0.5		<4.0		3	J	1.4	JC	<0.5		100		0.45	J	19		6.8		126.3	J	
	3/28/2013	6.02	1.74	ND	ND	4.28	<0.5		<0.5		<0.5		<0.5		BRL		<0.5		<0.5		<0.5		<0.5		<0.5		<0.5		BRL		
	6/21/2013	6.02	1.88	ND	ND	4.14	2.7		<0.5		<0.5		<0.5		3	J	<0.5		<0.5		<0.5		<0.5		<0.5		<0.5		BRL		
	9/19/2013	6.02	2.96	ND	ND	3.06	42		0.61	J	<0.5		<1.5		43	J	3.5		<0.5		<0.5		<0.5		<0.5		<0.5		BRL		
	12/4/2013	6.02	3.00	ND	ND	3.02	18		0.94	JB	<0.5		<1		19	J	14		<0.5		<0.5		<0.5		<0.5		<0.5		BRL		
	2/26/2014	6.02	1.00	ND	ND	5.02	0.71	J	<0.5		<0.5		2.75	J	3	J	<0.5		<0.5		<0.5		<0.5		<0.5		<0.5		BRL		
	7/24/2014	6.02	2.75	ND	ND	3.27	5.2		<2.0		<2.0		<4.0		5	J	<2.0		<2.0		<2.0		<2.0		<2.0		<2.0		BRL		
	10/31/2014	6.02	2.40	ND	ND	3.62	14		<2.0		<2.0		<4.0		14	J	<2.0		<2.0		<2.0		<2.0		<2.0		<2.0		BRL		
	2/12/2015	6.02	2.50	ND	ND	3.52	3.7		<2.0		<2.0		<4.0		4	J	0.78	J	<2.0		<2.0		<2.0		<2.0		<2.0		BRL		
	4/23/2015	6.02	1.70	ND	ND	4.32	<2.0		<2.0		<2.0		<4.0		BRL		<2.0		<2.0		<2.0		<2.0		<2.0		<2.0		BRL		
	7/29/2015	6.02	3.00	ND	ND	3.02	<2.0		<2.0		<2.0		<4.0		BRL		<2.0		<2.0		8.5		<2.0		<2.0		<2.0		8.5		
	10/1/2015	6.02	1.40	ND	ND	4.62	3.2		<2.0		<2.0		<4.0		3.2		<2.0		<2.0		<2.0		<2.0		<2.0		<2.0		BRL		
	2/3/2016	6.02	1.20	ND	ND	4.82	<2.0		<2.0		<2.0		<4.0		BRL		<2.0		<2.0		<2.0		<2.0		<2.0		<2.0		BRL		
	4/12/2016	6.02	2.39	ND	ND	3.63	1.2	J	<2.0		<2.0		<4.0		1.2	J	<2.0		<2.0		<2.0		<2.0		<2.0		<2.0		BRL		
	7/26/2016	6.02	1.10	ND	ND	4.92	2.0	J	<2.0		<2.0		<6.0		2.0	J	<2.0		<2.0		<2.0		<2.0		<2.0		<2.0		BRL		
	11/4/2016	6.02	2.80	ND	ND	3.22	4.9		0.29	J	<2.0		<6.0		5.19	J	0.92	J	<2.0		<2.0		<2.0		<2.0		<2.0		BRL		
	1/25/2017	6.02	1.55	ND	ND	4.47	0.76	J	0.40	J	<2.0		<6.0		1.16	J	0.25	J	<2.0		4.2		<2.0		<2.0		0.31	J	4.5	J	
	4/5/2017	6.02	1.30	ND	ND	4.72	<2.0	J	<2.0	U	<2.0	U	<6.0	U	BRL		<2.0	U	<2.0	U	1.7	J	<2.0	U	<2.0	U	0.32	J	2.02	J	
	7/27/2017	6.02	2.68	ND	ND	3.34	35.9		0.40	J	<1.0		<1.0		36.3	J	3.2		<1.0		<1.0		<1.0		<1.0		<1.0		BRL		
	11/29/2017	6.02	3.00	ND	ND	3.02	2.3		<1.0		<1.0		<1.0		2.3		14.2		<1.0		117		0.57	J	0.66	J	4.4		122.63	J	
MW-3	1/31/2011	6.92	4.34	ND	ND	2.58	0.94	J	<1.0		<1.0		<0.5		0.94	J	1.4	C	<1.0		8.8		<1.0		3.7		1.2		4.9		
	4/29/2011	6.92	3.90	ND	ND	3.02	<1.0		<1.0		<1.0		<0.5		BRL		2.1	C	<1.0		<1.0		<1.0		<1.0		<1.0		BRL		
	7/7/2011	6.92	2.82	ND	ND	4.1	<1.0		<1.0		<1.0		<0.5		BRL		1.8		<1.0		<1.0		<1.0		<1.0		<1.0		BRL		
	10/6/2011	6.92	2.06	ND	ND	4.86	<1.0		<1.0		<1.0		<0.5		BRL		2.5		<1.0		<1.0		<1.0		<1.0		<1.0		BRL		
	1/11/2012	6.92	4.40	ND	ND	2.52	<1.0		<1.0		<1.0		<1.0		BRL		2.6		<1.0		<1.0		<1.0		<1.0		<1.0		BRL		
	12/20/2012	6.92	2.45	ND	ND	4.47	<0.5		<0.5		<0.5		<4.0		BRL		2.3		<0.5		0.45	J	<0.5		<0.5		<0.5		0.5	J	
	3/28/2013	6.92	5.11	ND	ND	1.81	<0.5		<0.5		<0.5		<0.5		BRL		1.5	JC	<0.5		<0.5		<0.5		<0.5		<0.5		BRL		
	6/21/2013	6.92	2.38	ND	ND	4.54	<0.5		<0.5		<0.5		<0.5		BRL		1.9	JC	<0.5		<0.5		<0.5		<0.5		<0.5		BRL		
	9/19/2013	6.92	3.17	ND	ND	3.75	<0.5		<0.5		<0.5		<1.5		BRL		0.9	J	<0.5		2.3		<0.5		<0.5		<0.5		2.3		
	12/4/2013	6.92	2.62	ND	ND	4.30	<0.5		0.79	JB	<0.5		<1		0.79	J	0.95	J	<0.5		<0.5		<0.5		<0.5		<0.5	C	BRL	C	
	2/25/2014	6.92	2.34	ND	ND	4.58	<0.5		<0.5		<0.5		<1		BRL		2.1		<0.5		<0.5		<0.5		<0.5		<0.5		BRL		
	7/24/2014	6.92	3.25	ND	ND	3.67	<2.0		<2.0		<2.0		<4.0		BRL		1.8	J	<2.0		<2.0		<2.0		<2.0		<2.0		BRL		
	10/31/2014	6.92	2.58	ND	ND	4.34	<2.0		<2.0		<2.0		<4.0		BRL		1.9	J	<2.0		37		<2.0		9.2		2.5		48.7		
	2/12/2015	6.92	3.15	ND	ND	3.77	<2.0		<2.0		<2.0		<4.0		BRL		1.5	J	<2.0		<2.0		<2.0		<2.0		<2.0		BRL		
	4/23/2015	6.92	3.25	ND	ND	3.67	<2.0		<2.0		<2.0		<4.0		BRL		2.2		<2.0		<2.0		<2.0		<2.0		<2.0		BRL		
	7/29/2015	6.92	NM	NM	NM	NM	NS		NS		NS		NS		NS		NS		NS		NS		NS		NS		NS		NS		
	10/1/2015	6.92	3.36	ND	ND	3.56	<2.0		<2.0		<2.0		<4.0		BRL		0.79	J	<2.0		<2.0		<2.0		<2.0		<2.0		BRL		
	2/4/2016	6.92	1.92	ND	ND	5.00	<2.0		<2.0		<2.0		<4.0		BRL		2.5		<2.0		<2.0		<2.0		<2.0		<2.0		BRL		
	4/11/2016	6.92	3.05	ND	ND	3.87	<2.0		<2.0		<2.0		<4.0		BRL		1.5	J	<2.0		<2.0		<2.0		0.96	J	<2.0		0.96	J	
	7/26/2016	6.92	3.20	ND	ND	3.72	<2.0		<2.0		<2.0		<6.0		BRL		1.3	J	<2.0		<2.0		<2.0		0.53	J	<2.0		0.53	J	
	11/4/2016	6.92	3.00	ND	ND	3.92	<2.0		<2.0		<2.0		<6.0		BRL		1.4	J	<2.0		<2.0		<2.0		<2.0		<2.0		BRL		
	1/25/2017	6.92	1.50	ND	ND	5.42	<2.0		<2.0		<2.0		<6.0		BRL		1.5	J	<2.0		<2.0		<2.0		<2.0		<2.0		BRL		
	4/5/2017	6.92	2.10	ND	ND	4.82	<2.0	U	<2.0	U	<2.0	U	<6.0	U	BRL		1.8	J	<2.0	U	<2.0	U	<2.0	U	<2.0	U	<2.0	U	BRL		
	7/26/2017	6.92	2.92	ND	ND	4.00	<0.50		<1.0		<1.0		<1.0		BRL		4.1		<1.0		<1.0		<1.0		<1.0		<1.0		BRL		
	11/29/2017	6.92	2.81	ND	ND	4.11	0.93		1.4		<1.0		<1.0		2.33		5.6		<1.0		<1.0		<1.0		<1.0		2.3		2.3		
	3/28/2018	6.92	2.20	ND	ND	4.72	<0.5	U	<2.5	U	<2.5	U	<2.5	U	BRL		3		<0.5	U	24		<2.5	U	6.3		2.6		33.3		
	6/21/2018	6.92	3.26	ND	ND	3.66	<0.5	U	<2.5	U	<2.5	U	<2.5	U	BRL		3.1		<0.5	U	<2.5	U	<2.5	U	<0.5	U	0.23	J	0.23	J	
	9/21/2018	6.92	2.18	ND	ND	4.74	<2.5	U	<12	U	<12	U	<12	U	BRL		3.8	J	<12	U	24		<12	U	1.6	J	1.0	J	30.4	J	
	12/19/2018	6.92	2.28	ND	ND	4.64	<0.5	U	<2.5	U	<2.5	U	<2.5	U	BRL		5.2		<0.5	U	1.9	J	<2.5	U	3.2		<1.0	U	10.3	J	

Table 1
Monitoring Well Gauging and Groundwater Analytical Data
Former Commander Terminal
Oyster Bay, New York
June 26, 2009 - March 26, 2019

Sample ID (Screen Interval)	Date	Top of Casing Elevation	Depth to Water (feet)	Depth to Hydro-carbon (feet)	Hydro-carbon Thickness (feet)	Corrected GW Elevation (feet)	Benzene		Toluene		Ethyl-benzene		Total Xylenes		Total BTEX		Methyl tertiary-butyl ether		1,1-Dichloro-ethene**		cis-1,2-Dichloro-ethene		trans-1,2-Dichloro-ethene		Trichloro-ethene		Vinyl chloride		Total CVOCs		Comments
NYSDEC Standards		**N/A**	**N/A**	**N/A**	**N/A**	**N/A**	**1**		**5**		**5**		**5**		**NA**		**~**		**0.6**		**5**		**5**		**5**		**2**		**NA**		**~**
NYSDEC Guidance Values		**N/A**	**N/A**	**N/A**	**N/A**	**N/A**	**~**		**~**		**~**		**~**		**~**		**10**		**~**		**~**		**~**		**~**		**~**		**~**		**~**
MW-3 Cont.	3/26/2019	6.92	2.95	ND	ND	3.97	<0.5	U	<2.5	U	<2.5	U	<2.5	U	BRL		4.4		<0.5	U	13		<2.5	U	99		<1.0	U	116.4		
MW-4	1/31/2011	8.39	2.31	ND	ND	6.08	<1.0		<1.0		<1.0		<0.5		BRL		<1.0		<1.0		<1.0		<1.0		<1.0		<1.0		BRL		
	4/29/2011	8.39	2.60	ND	ND	5.79	<1.0		<1.0		<1.0		<0.5		BRL		<1.0		<1.0		<1.0		<1.0		<1.0		<1.0		BRL		
	7/7/2011	8.39	3.71	ND	ND	4.68	<1.0		<1.0		<1.0		<0.5		BRL		<1.0		<1.0		<1.0		<1.0		<1.0		<1.0		BRL		
	10/6/2011	8.39	2.46	ND	ND	5.93	<1.0		<1.0		<1.0		<0.5		BRL		<1.0		<1.0		<1.0		<1.0		<1.0		<1.0		BRL		
	1/11/2012	8.39	2.40	ND	ND	5.99	<1.0		<1.0		<1.0		<0.5		BRL		<1.0		<1.0		0.56	J	<1.0		3.1		<1.0		3.7	J	
	12/20/2012	8.39	2.58	ND	ND	5.81	<0.5		<0.5		<0.5		<4.0		BRL		<0.5		<0.5		2.4		<0.5		87		<0.5		89.4		
	3/28/2013	8.39	2.55	ND	ND	5.84	<0.5		<0.5		<0.5		<0.5		BRL		<0.5		<0.5		<0.5		<0.5		4.6		<0.5		4.6		
	6/21/2013	8.39	2.60	ND	ND	5.79	<0.5		<0.5		<0.5		<0.5		BRL		<0.5		<0.5		0.53	J	<0.5		2.7		<0.5		3.2	J	
	9/19/2013	8.39	2.65	ND	ND	5.74	<0.5		<0.5		<0.5		<1.5		BRL		<0.5		<0.5		<0.5		<0.5		1.7	J	<0.5		1.7	J	
	12/4/2013	8.39	2.62	ND	ND	5.77	<0.5		0.8	JB	<0.5		<1		1	J	<0.5		<0.5		<0.5		<0.5		<0.5		<0.5		BRL		
	7/24/2014	8.39	2.70	ND	ND	5.69	<2.0		<2.0		<2.0		<4.0		BRL		<2.0		<2.0		20		20		77		<2.0		117		
	10/31/2014	8.39	2.72	ND	ND	5.67	<2.0		<2.0		<2.0		<4.0		BRL		<2.0		<2.0		0.66	J	<2.0		1.7		<2.0		2.4	J	
	2/12/2015	8.39	NM	NM	NM	NM	NS		NS		NS		NS		NS		NS		NS		NS		NS		NS		NS		NS		
	4/23/2015	8.39	3.00	ND	ND	5.39	<2.0		<2.0		<2.0		<4.0		BRL		<2.0		<2.0		<2.0		<2.0		<2.0		<2.0		BRL		
	7/29/2015	8.39	2.85	ND	ND	5.54	<2.0		<2.0		<2.0		<4.0		BRL		<2.0		<2.0		1	J	<2.0		<2.0		<2.0		1	J	
	10/1/2015	8.39	2.75	ND	ND	5.64	<2.0		<2.0		<2.0		<4.0		BRL		<2.0		<2.0		0.8	J	<2.0		3.2		<2.0		4.0	J	
	2/4/2016	8.39	2.78	ND	ND	5.61	<2.0		<2.0		<2.0		<4.0		BRL		<2.0		<2.0		5.4		<2.0		12		<2.0		17.4		
	4/112016	8.39	2.88	ND	ND	5.51	<2.0		<2.0		<2.0		<4.0		BRL		<2.0		<2.0		<2.0		<2.0		0.82	J	<2.0		0.82	J	
	7/26/2016	8.39	2.80	ND	ND	5.59	<2.0		<2.0		<2.0		<6.0		BRL		<2.0		<2.0		<2.0		<2.0		<2.0		<2.0		BRL		
	11/4/2016	8.39	2.80	ND	ND	5.59	<2.0		<2.0		<2.0		<6.0		BRL		<2.0		<2.0		<2.0		<2.0		<2.0		<2.0		BRL		
	1/25/2017	8.39	2.70	ND	ND	5.69	<2.0		<2.0		<2.0		<6.0		BRL		<2.0		<2.0		0.26	J	<2.0		<2.0		<2.0		0.3	J	
	4/5/2017	8.39	2.65	ND	ND	5.74	<2.0	U	<2.0	U	<2.0	U	<6.0	U	BRL		<2.0	U	<2.0	U	<2.0	U	<2.0	U	<2.0	U	<2.0	U	BRL		
	7/26/2017	8.39	2.90	ND	ND	5.49	<0.50		<1.0		<1.0		<1.0		BRL		<1.0		<1.0		<1.0		<1.0		0.44	J	<1.0		0.44	J	
	11/29/2017	8.39	2.76	ND	ND	5.63	<0.50		<1.0		<1.0		<1.0		BRL		<1.0		<1.0		<1.0		<1.0		<1.0		<1.0		BRL		
	3/28/2018	8.39	2.92	ND	ND	5.47	<0.5	U	<2.5	U	<2.5	U	<2.5	U	BRL		<2.5	U	<0.5	U	<2.5	U	<2.5	U	<0.5	U	<1.0	U	BRL		
	6/21/2018	8.39	2.94	ND	ND	5.45	<0.5	U	<2.5	U	<2.5	U	<2.5	U	BRL		<2.5	U	<0.5	U	<2.5	U	<2.5	U	<0.5	U	<1.0	U	BRL		
	9/21/2018	8.39	2.96	ND	ND	5.43	<0.5	U	<2.5	U	<2.5	U	<2.5	U	BRL		<2.5	U	<0.5	U	<2.5	U	<2.5	U	0.21	J	<1.0	U	0.21	J	
	12/18/2018	8.39	2.83	ND	ND	5.56	<0.5	U	<2.5	U	<2.5	U	<2.5	U	BRL		<2.5	U	<0.5	U	<2.5	U	<2.5	U	<0.5	U	<1.0	U	BRL		
	3/25/2019	8.39	2.84	ND	ND	5.55	<0.5	U	<2.5	U	<2.5	U	<2.5	U	BRL		<2.5	U	<0.5	U	<2.5	U	<2.5	U	<0.5	U	<1.0	U	BRL		
MW-6	6/26/2009	5.70	3.27	ND	ND	2.43	<1.0		<1.0		<1.0		<1.0		BRL		<1.0		<1.0		3.9		<1.0		<1.0		<1.0		3.9		
	1/22/2010	5.70	3.68	ND	ND	2.02	NA		NA		NA		NA		BRL		NA		<1.0		1.5		<1.0		<1.0		<1.0		1.5		
	4/19/2010	5.70	5.10	ND	ND	0.60	340		5.4		2.1		7.6		355	J	360		<1.0		<1.0		<1.0		<1.0		<1.0		BRL		
	7/22/2010	5.70	3.01	ND	ND	2.69	270		<1.0		<1.0		<0.5		270	J	<1.0		<1.0		<1.0		<1.0		<1.0		<1.0		BRL		
	10/2/2010	5.70	2.23	Sheen	ND	3.47	58		1.5		0.55	J	3.2	J	63	J	5.6		<1.0		<1.0		<1.0		<1.0		<1.0		BRL		
	1/31/2011	6.06	3.69	ND	ND	2.37	120		2.7		1.3		2	J	126	J	41	C	<1.0		5.2		<1.0		2.5		0.76	J	8.5	J	
	4/29/2011	6.06	3.71	Sheen	ND	2.35	130		3.5		1.8		3.83	J	139	J	<1.0		<1.0		<1.0		<1.0		<1.0		<1.0		BRL		
	7/7/2011	6.06	3.87	ND	ND	2.19	120		2.6		0.74	J	1.1	J	124	J	13		<1.0		<1.0		<1.0		<1.0		<1.0		BRL		
	10/6/2011	6.06	3.83	Sheen	ND	2.23	91		2.4		0.82	J	1.5	J	96	J	21		<1.0		<1.0		<1.0		<1.0		<1.0		BRL		
	1/11/2012	6.06	2.28	ND	ND	3.78	130		3.4		1.3		2		137	J	44		<1.0		6.8		<1.0		2.5		<1.0		9.3		
	12/20/2012	6.06	2.54	ND	ND	3.52	59		1.8	J	0.66	J	1.46	J	63	J	11		<0.5		<0.5		<0.5		<0.5		<0.5		BRL		
	3/28/2013	6.06	2.40	ND	ND	3.66	120		3.7		1.6	J	2.62	J	128	J	90	C	<0.5		<0.5		<0.5		<0.5		<0.5		BRL		
	6/21/2013	6.06	2.85	ND	ND	3.21	140		3		1	J	2.2	J	146	J	28	C	<0.5		3.1		<0.5		<0.5		<0.5		3.1		
	9/19/2013	6.06	2.51	ND	ND	3.55	55		2		0.76	J	1.3	J	59	J	8.2		<0.5		<0.5		<0.5		<0.5		<0.5		BRL		
	12/4/2013	6.06	2.02	ND	ND	4.04	19		1.1	JB	<0.5		<1		20	J	3		<0.5		<0.5		<0.5		<0.5		<0.5		BRL		
	2/26/2014	6.06	1.95	ND	ND	4.11	120		3.1		1.2	J	2.52	J	127	J	47		<0.5		<0.5		<0.5		<0.5		<0.5		BRL		
	7/24/2014	6.06	3.36	ND	ND	2.70	100		2.7		0.99	J	2.32	J	106	J	17		<2.0		<2.0		<2.0		<2.0		<2.0		BRL		
	10/31/2014	6.06	2.30	ND	ND	3.76	66		2.3		0.58	J	1.2	J	70	J	11		<2.0		12		<2.0		4.2		<2.0		16.2		
	2/12/2015	6.06	2.78	ND	ND	3.28	100		2.9		0.81	J	1.7	J	105	J	27		<2.0		<2.0		<2.0		<2.0		<2.0		BRL		
	4/23/2015	6.06	2.88	2.87	0.01	3.18	NS		NS		NS		NS		NS		NS		NS		NS		NS		NS		NS		NS		
	7/29/2015	6.06	3.56	ND	ND	2.50	75		2.3		0.68	J	1.4	J	79.38		16		<2.0		8.0		<2.0		<2.0		<2.0		BRL		
	10/1/2015	6.06	4.00	3.98	0.02	2.06	NS		NS		NS		NS		NS		NS		NS		NS		NS		NS		NS		NS		
	2/3/2016	6.06	2.45	2.44	0.01	3.61	NS		NS		NS		NS		NS		NS		NS		NS		NS		NS		NS		NS		
	4/11/2016	6.06	2.70	2.69	0.01	3.36	NS		NS		NS		NS		NS		NS		NS		NS		NS		NS		NS		NS		

Table 1
Monitoring Well Gauging and Groundwater Analytical Data
Former Commander Terminal
Oyster Bay, New York
June 26, 2009 - March 26, 2019

Sample ID (Screen Interval)	Date	Top of Casing Elevation	Depth to Water (feet)	Depth to Hydro-carbon (feet)	Hydro-carbon Thickness (feet)	Corrected GW Elevation (feet)	Benzene	Toluene	Ethyl-benzene	Total Xylenes	Total BTEX	Methyl tertiary-butyl ether	1,1-Dichloro-ethene**	cis-1,2-Dichloro-ethene	trans-1,2-Dichloro-ethene	Trichloro-ethene	Vinyl chloride	Total CVOCs	Comments
NYSDEC Standards		**N/A**	**N/A**	**N/A**	**N/A**	**N/A**	**1**	**5**	**5**	**5**	**NA**	**~**	**0.6**	**5**	**5**	**5**	**2**	**NA**	**~**
NYSDEC Guidance Values		**N/A**	**N/A**	**N/A**	**N/A**	**N/A**	**~**	**~**	**~**	**~**	**~**	**10**	**~**	**~**	**~**	**~**	**~**	**~**	**~**
MW-6	7/26/2016	6.06	3.01	3.00	0.01	3.06	NS	NS	NS	NS	NS	NS	NS	NS	NS	NS	NS	NS	
	11/4/2016	6.06	3.70	ND	ND	2.36	50	2.2	0.62 J	2.1 J	54.92 J	11	<2.0	<2.0	<2.0	<2.0	<2.0	BRL	
	1/25/2017	6.06	1.82	Sheen	ND	4.24	NS	NS	NS	NS	NS	NS	NS	NS	NS	NS	NS	NS	
	4/5/2017	6.06	2.05	Sheen	ND	4.01	NS	NS	NS	NS	NS	NS	NS	NS	NS	NS	NS	NS	
	7/26/2017	6.06	3.96	3.95	0.01	2.11	NS	NS	NS	NS	NS	NS	NS	NS	NS	NS	NS	NS	
	11/29/2017	6.06	3.85	3.70	0.15	2.33	NS	NS	NS	NS	NS	NS	NS	NS	NS	NS	NS	NS	
	3/28/2018	6.06	2.45	ND	ND	3.61	140	6.2 J	<10 U	4.5 J	150.7 J	45	<2 U	<10 U	<10 U	<2 U	<4 U	BRL	
	6/22/2018	6.06	3.60	3.55	0.05	2.50	NS	NS	NS	NS	NS	NS	NS	NS	NS	NS	NS	NS	
	9/21/2018	6.06	2.69	2.68	0.01	3.38	NS	NS	NS	NS	NS	NS	NS	NS	NS	NS	NS	NS	
	12/19/2018	6.06	2.18	Sheen	ND	3.88	160	7.3	1.8 J	7.3 J	176.40 J	42	<0.5 U	1.9 J	<2.5 U	6.3	0.15 J	50.35 J	
	3/25/2019	6.06	2.95	Sheen	ND	3.11	220	7.2	2.2 J	7.3 J	236.70 J	92	<1.0 U	<5.0 U	<5.0 U	<1.0 U	0.16 J	92.16 J	
MW-8	4/29/2011	8.12	5.08	ND	ND	3.04	NS	NS	NS	NS	NS	NS	NS	NS	NS	NS	NS	NS	
	7/7/2011	8.12	6.97	ND	ND	1.15	NS	NS	NS	NS	NS	NS	NS	NS	NS	NS	NS	NS	
	10/6/2011	8.12	4.80	ND	ND	3.32	NS	NS	NS	NS	NS	NS	NS	NS	NS	NS	NS	NS	
	1/11/2012	8.12	4.70	ND	ND	3.42	NS	NS	NS	NS	NS	NS	NS	NS	NS	NS	NS	NS	
	6/21/2013	8.12	4.76	ND	ND	3.36	NS	NS	NS	NS	NS	NS	NS	NS	NS	NS	NS	NS	
	9/19/2013	8.12	5.22	ND	ND	2.90	NS	NS	NS	NS	NS	NS	NS	NS	NS	NS	NS	NS	
	2/12/2015	8.12	NM	NM	NM	NM	NS	NS	NS	NS	NS	NS	NS	NS	NS	NS	NS	NS	
	4/23/2015	8.12	6.62	NM	NM	1.50	NS	NS	NS	NS	NS	NS	NS	NS	NS	NS	NS	NS	
	7/29/2015	8.12	NM	NM	NM	NM	NS	NS	NS	NS	NS	NS	NS	NS	NS	NS	NS	NS	
	10/1/2015	8.12	5.22	ND	ND	2.90	NS	NS	NS	NS	NS	NS	NS	NS	NS	NS	NS	NS	
	2/3/2016	8.12	5.26	ND	ND	2.86	NS	NS	NS	NS	NS	NS	NS	NS	NS	NS	NS	NS	
	4/11//2016	8.12	6.72	ND	ND	1.40	NS	NS	NS	NS	NS	NS	NS	NS	NS	NS	NS	NS	
	7/26/2016	8.12	6.65	ND	ND	1.47	NS	NS	NS	NS	NS	NS	NS	NS	NS	NS	NS	NS	
	11/4/2016	8.12	4.35	ND	ND	3.77	NS	NS	NS	NS	NS	NS	NS	NS	NS	NS	NS	NS	
	1/25/2017	8.12	4.50	ND	ND	3.62	NS	NS	NS	NS	NS	NS	NS	NS	NS	NS	NS	NS	
	4/5/2017	8.12	4.72	ND	ND	3.40	NS	NS	NS	NS	NS	NS	NS	NS	NS	NS	NS	NS	
	7/26/2017	8.12	6.64	ND	ND	1.48	NS	NS	NS	NS	NS	NS	NS	NS	NS	NS	NS	NS	
	11/29/2017	8.12	6.68	ND	ND	1.44	NS	NS	NS	NS	NS	NS	NS	NS	NS	NS	NS	NS	
	6/22/2018	8.12	4.90	ND	ND	3.22	NS	NS	NS	NS	NS	NS	NS	NS	NS	NS	NS	NS	
	9/26/2018	8.12	4.18	ND	ND	3.94	NS	NS	NS	NS	NS	NS	NS	NS	NS	NS	NS	NS	
	12/19/2018	8.12	4.68	ND	ND	3.44	NS	NS	NS	NS	NS	NS	NS	NS	NS	NS	NS	NS	
	3/26/2019	8.12	6.52	ND	ND	1.60	NS	NS	NS	NS	NS	NS	NS	NS	NS	NS	NS	NS	
MW-9	1/31/2011	6.06	2.75	ND	ND	3.31	42	1.1	0.58 J	3.6	47 J	1.4 C	<1.0	4	<1.0	1.9	<1.0	5.9	
	4/29/2011	6.06	2.60	ND	ND	3.46	41	1.1	0.5 J	3.5	46 J	<1.0	<1.0	<1.0	<1.0	<1.0	<1.0	BRL	
	7/7/2011	6.06	2.47	ND	ND	3.59	39	1.3	<1.0	1.8 J	42 J	2	<1.0	<1.0	<1.0	<1.0	<1.0	BRL	
	10/6/2011	6.06	2.84	ND	ND	3.22	64	1.6	<1.0	5.4	71 J	2.2	<1.0	<1.0	<1.0	<1.0	<1.0	BRL	
	1/11/2012	6.06	2.73	ND	ND	3.33	51	1.3	0.56 J	5.1	58 J	2.5	<1.0	4.9	<1.0	1.8	<1.0	6.7	
	12/20/2012	6.06	2.35	ND	ND	3.71	35	1.2 J	0.45 J	2.85 J	40 J	2.2	<0.5	<0.5	<0.5	<0.5	<0.5	BRL	
	3/28/2013	6.06	2.30	ND	ND	3.76	39	1.7 J	0.61 J	3.2 J	45 J	2.4 C	<0.5	<0.5	<0.5	<0.5	<0.5	BRL	
	6/21/2013	6.06	2.60	ND	ND	3.46	37	1 J	<0.5	2.04 J	40 J	2.5 C	<0.5	<0.5	<0.5	<0.5	<0.5	BRL	
	9/19/2013	6.06	3.30	ND	ND	2.76	26	1.4 J	<0.5	2.06 J	29 J	2.1	<0.5	<0.5	<0.5	<0.5	<0.5	BRL	
	12/4/2013	6.06	2.88	ND	ND	3.18	26	2.1 B	<0.5	<1 J	28 J	2.2	<0.5	<0.5	<0.5	<0.5	<0.5	BRL	
	2/26/2014	6.06	2.07	ND	ND	3.99	38	1.5 J	0.53 J	2.9 J	43 J	2.8	<0.5	<0.5	<0.5	<0.5	<0.5	BRL	
	7/24/2014	6.06	2.95	ND	ND	3.11	40	1.3 J	<2.0	2.7 J	44 J	2	<2.0	<2.0	<2.0	<2.0	<2.0	BRL	
	10/31/2014	6.06	2.60	ND	ND	3.46	41	1.5 J	<2.0	2.7 J	45 J	1.8 J	<2.0	7.5	<2.0	3.3	<2.0	10.8	
	2/12/2015	6.06	2.40	ND	ND	3.66	37	0.82 J	<2.0	2.17 J	40 J	1.8 J	<2.0	<2.0	<2.0	<2.0	<2.0	BRL	
	4/23/2015	6.06	2.60	ND	ND	3.46	33	0.8 J	<2.0	2.18	36 J	2	<2.0	0.81 J	<2.0	<2.0	<2.0	0.8 J	
	7/29/2015	6.06	3.28	ND	ND	2.78	41	1 J	<2.0	2.8 J	44.8 J	2.4	<2.0	<2.0	<2.0	<2.0	<2.0	BRL	
	10/1/2015	6.06	3.70	ND	ND	2.36	26	0.88 J	<2.0	2.38 J	29.26 J	1.3 J	<2.0	<2.0	<2.0	<2.0	<2.0	BRL	
	2/4/2016	6.06	2.50	ND	ND	3.56	40	1.0 J	<2.0	2.8 J	43.8 J	2.4	<2.0	2.6	<2.0	<2.0	<2.0	2.6	
	4/12/2016	6.06	2.78	ND	ND	3.28	35	1.3 J	<2.0	3.2 J	39.5 J	1.5 J	<2.0	<2.0	<2.0	<2.0	<2.0	BRL	
	7/26/2016	6.06	3.20	ND	ND	2.86	17	0.52 J	<2.0	<6.0	17.52 J	1.1 J	<2.0	<2.0	<2.0	<2.0	<2.0	1.1 J	
	11/4/2016	6.06	3.25	ND	ND	2.81	18	0.67 J	<2.0	1.7 J	20.37 J	1.3 J	<2.0	<2.0	<2.0	<2.0	<2.0	BRL	

Table 1
Monitoring Well Gauging and Groundwater Analytical Data
Former Commander Terminal
Oyster Bay, New York
June 26, 2009 - March 26, 2019

Sample ID (Screen Interval)	Date	Top of Casing Elevation	Depth to Water (feet)	Depth to Hydro-carbon (feet)	Hydro-carbon Thickness (feet)	Corrected GW Elevation (feet)	Benzene	Toluene	Ethyl-benzene	Total Xylenes	Total BTEX	Methyl tertiary-butyl ether	1,1-Dichloro-ethene**	cis-1,2-Dichloro-ethene	trans-1,2-Dichloro-ethene	Trichloro-ethene	Vinyl chloride	Total CVOCs	Comments
NYSDEC Standards		**N/A**	**N/A**	**N/A**	**N/A**	**N/A**	**1**	**5**	**5**	**5**	**NA**	**~**	**0.6**	**5**	**5**	**5**	**2**	**NA**	**~**
NYSDEC Guidance Values		**N/A**	**N/A**	**N/A**	**N/A**	**N/A**	**~**	**~**	**~**	**~**	**~**	**10**	**~**	**~**	**~**	**~**	**~**	**~**	**~**
MW-9	1/25/2017	6.06	2.14	ND	ND	3.92	23	0.91 J	0.30 J	2.3 J	26.51 J	1.7 J	<2.0	<2.0	<2.0	<2.0	<2.0	BRL	
	4/5/2017	6.06	1.80	ND	ND	4.26	27	0.56 J	<2.0 U	1.3 J	28.86 J	1.3 J	<2.0 U	<2.0 U	<2.0 U	<2.0 U	<2.0 U	BRL	
	7/27/2017	6.06	3.10	ND	ND	2.96	83.9	2.1	0.87 J	6.6	93.47 J	3.7	<1.0	<1.0	<1.0	<1.0	<1.0	BRL	
	11/29/2017	6.06	2.90	ND	ND	3.16	44.6	1.8	0.53 J	5.1	52.03 J	6	<1.0	<1.0	<1.0	<1.0	<1.0	BRL	
	3/29/2018	6.06	1.90	ND	ND	4.16	47	1.4 J	<2.5	4.1 J	52.5 J	4.7	<0.5 U	0.72 J	<2.5 U	<0.5 U	<1 U	0.72	
	6/21/2018	6.06	2.60	ND	ND	3.46	39	<5 U	<5 U	3.9 J	42.9 J	4.6 J	<1 U	10	<5 U	2.5	0.73 J	13	
	9/26/2018	6.06	2.16	ND	ND	3.90	43	1.8 J	<2.5 U	5.6 J	50.4 J	3.8	<2.5 U	2.5 J	<2.5 U	2.8	<1.0 U	9.1 J	
	12/19/2018	6.06	2.41	ND	ND	3.65	97	2.8	0.86 J	7.5	108.2 J	3.7	<0.5 U	2.5	<2.5 U	6.9	0.18 J	13.3 J	
	3/25/2019	6.06	2.30	ND	ND	3.76	73	2.1 J	<2.5 U	5.6 J	80.7 J	5	<0.5 U	1.4 J	<2.5 U	<0.5 U	0.19 J	6.6 J	

Table 1
Monitoring Well Gauging and Groundwater Analytical Data
Former Commander Terminal
Oyster Bay, New York
June 26, 2009 - March 26, 2019

Sample ID (Screen Interval)	Date	Top of Casing Elevation	Depth to Water (feet)	Depth to Hydro-carbon (feet)	Hydro-carbon Thickness (feet)	Corrected GW Elevation (feet)	Benzene		Toluene		Ethyl-benzene		Total Xylenes		Total BTEX		Methyl tertiary-butyl ether		1,1-Dichloro-ethene**		cis-1,2-Dichloro-ethene		trans-1,2-Dichloro-ethene		Trichloro-ethene		Vinyl chloride		Total CVOCs		Comments
NYSDEC Standards		**N/A**	**N/A**	**N/A**	**N/A**	**N/A**	**1**		**5**		**5**		**5**		**NA**		**~**		**0.6**		**5**		**5**		**5**		**2**		**NA**		~
NYSDEC Guidance Values		**N/A**	**N/A**	**N/A**	**N/A**	**N/A**	**~**		**~**		**~**		**~**		**~**		**10**		**~**		**~**		**~**		**~**		**~**		**~**		~
MW-14 (5-15)	6/26/2009	8.25	5.06	ND	ND	3.19	NA		NA		NA		NA		BRL		NA		<1.0		45000		160		470		9200		54830		
	1/22/2010	8.25	4.74	ND	ND	3.51	NA		NA		NA		NA		BRL		NA		2.5		96000		170		880		38000		135053		
	4/19/2010	8.25	4.00	Sheen	ND	4.25	180		120		9	J	33		342	J	710		<10		140000		720		22000		37000		199720		
	7/22/2010	8.25	4.03	ND	ND	4.22	120		97		12		36.6		266	J	36		2.6		120000		190	J	6600		68000		194793	J	
	10/2/2010	8.25	3.43	ND	ND	4.82	35		22		1.5		4.2		63	J	84		<1.0		16000		150		5000		10000		31150		
	1/31/2011	7.24	4.73	ND	ND	2.51	28		1.2		2.4		7.3		39	J	29		<1.0		41000		180		5900		12000		59080		
	4/29/2011	7.24	3.72	ND	ND	3.52	53		58		4.1		14.1		129	J	16	C	66		62000		110		7600		11000		80776		
	7/7/2011	7.24	3.89	ND	ND	3.35	80		49		4.2	C	14.5		148	J	150		77		66000		110		340		17000		83527		
	10/6/2011	7.24	3.47	ND	ND	3.77	99		77		6.2		18.8		201	J	180		90		93000		820		3200		25000		122110		
	1/11/2012	7.24	3.20	3.19	0.01	4.04	NS		NS		NS		NS		NS		NS		NS		NS		NS		NS		NS		NS		
	4/4/2012	7.24	3.36	ND	ND	3.88	58		59		6.5		25.2		149	J	170		55		70000		350		11000		7600		89005		
	7/25/2012	7.24	5.65	ND	ND	1.59	77		82		5.7	J	15.8	J	181	J	170		630		49000		660		5500		13000		68790		
	12/20/2012	7.24	3.55	ND	ND	3.69	88		160		10		38.4		296	J	160	C	120		100000	C	300		14000		13000		127420	C	
	3/28/2013	7.24	4.76	ND	ND	2.48	88		150	J	16		58		312	J	160	J	140		65000		370		20000		10000		95510		
	6/21/2013	7.24	4.20	ND	ND	3.04	86		130		10		37.5		264	J	350	C	120		130000	E	250		4600		15000		149970	E	
	9/19/2013	7.24	4.07	ND	ND	3.17	64		120		6.8		23.5		214	J	190		92		69000		630		5800		23000		98522		
	12/4/2013	7.24	3.58	ND	ND	3.66	45		42	B	4		13.5		105	J	120		49		120000		150	J	<0.5		29000		149199	J	
	2/25/2014	7.24	9.90	ND	ND	-2.66	10		37		4.5		11.1		63	J	330		33		16000		72		18000		2600		36705		ISCO System Activated 1/13/14
	7/23/2014	7.24	5.30	ND	ND	1.94	<20		<20		<20		<40		BRL		9.7	J	<20		480		6.3	J	620		19	J	1125.3	J	Intermittent ISCO Operations
	10/31/2014	7.24	3.68	ND	ND	3.56	29		30		<20		<40		59	J	80		35		82000	m	340		10000		6100		98475		April to September 2014
	2/12/2015	7.24	NM	NM	NM	NM	NS		NS		NS		NS		NS		NS		NS		NS		NS		NS		NS		NS		ISCO off Sept-14 to 3/23/15
	4/23/2015	7.24	8.10	ND	ND	-0.86	<20		7.4	DJ	<20		<40		7	DJ	15		6.3	DJ	6200	D	31	D	530	D	610	D	7377.3	DJ	
	7/29/2015	7.24	3.80	ND	ND	3.44	26	D	22	D	<20		<40		48	D	54	D	13	DJ	75000	D	270	D	210	D	5400	D	80893	DJ	ISCO off 7/17 to 8/27/15
	10/1/2015	7.24	10.40	ND	ND	-3.16	1.8	J	2.5		<2.0		<4.0		4.3	J	9.6		2.8		4000	D	21		10		1100	D	5133.8		
	2/4/2016	7.24	9.80	ND	ND	-2.56	<2.0		<2.0		<2.0		<4.0		BRL		7.9		<2.0		390		6.0		430		7.0		833.0		
	4/11/2016	7.24	5.14	ND	ND	2.10	9.7		9.9		1.1	J	2.9	J	23.6	J	34		16		31000	D	190	D	1500	D	2700	D	35406	D	
	7/29/2016	7.24	4.17	ND	ND	3.07	15		15		1.4	J	3.8	J	69.4	J	33		22		56000	D	230	D	79		11000	D	67331		
	11/4/2016	7.24	5.52	ND	ND	1.72	15		13		<2.0		4.5		32.5		52		30		36000	D	290	D	700	D	8500	D	45520	D	
	1/25/2017	7.24	2.80	ND	ND	4.44	25		21		2.3		6.7		55		49		47		110000	D	430	D	1500	D	14000	D	125977	D	
	4/5/2017	7.24	3.57	ND	ND	3.67	27		17		3.8		13		60.8		40		29		81000	D	390	D	5100	D	12000	D	98519	D	
	7/26/2017	7.24	5.45	ND	ND	1.79	49.3	J	<200		<200		<200		49.3	J	58.6	J	<200		77800		453		298		14700		93251		
	11/29/2017	7.24	NR	ND	ND	NR	<250		<500		<500		<500		BRL		<500		<500		156000		882		1050		25400		183332		
	3/28/2018	7.24	3.11	ND	ND	4.13	<500	U	<2500	U	<2500	U	<2500	U	BRL		<2500	U	<500	U	160000		790	J	1900		30000		192690	J	
	6/21/2018	7.24	4.75	ND	ND	2.49	<500	U	<2500	U	<2500	U	<2500	U	BRL		<2500	U	<500	U	130000		<2500	U	1700		24000		155700		
	9/21/2018	7.24	3.38	ND	ND	3.86	550	J	<5000	U	<5000	U	<5000	U	550	J	<5000	U	<5000	U	150000		12000		13000		210000		385000		
	12/18/2018	7.24	3.79	ND	ND	3.45	<1200	U	<6200	U	<6200	U	<6200	U	BRL		<6200	U	<1200	U	230000		<6200	U	18000		57000		305000		
	3/25/2019	7.24	5.28	ND	ND	1.96	<500	U	<2500	U	<2500	U	<2500	U	BRL		<2500	U	<500	U	140000		700	J	1000		38000		179000		

Table 1
Monitoring Well Gauging and Groundwater Analytical Data
Former Commander Terminal
Oyster Bay, New York
June 26, 2009 - March 26, 2019

Sample ID (Screen Interval)	Date	Top of Casing Elevation	Depth to Water (feet)	Depth to Hydro-carbon (feet)	Hydro-carbon Thickness (feet)	Corrected GW Elevation (feet)	Benzene		Toluene		Ethyl-benzene		Total Xylenes		Total BTEX		Methyl tertiary-butyl ether		1,1-Dichloro-ethene**		cis-1,2-Dichloro-ethene		trans-1,2-Dichloro-ethene		Trichloro-ethene		Vinyl chloride		Total CVOCs		Comments
NYSDEC Standards		**N/A**	**N/A**	**N/A**	**N/A**	**N/A**	**1**		**5**		**5**		**5**		**NA**		**~**		**0.6**		**5**		**5**		**5**		**2**		**NA**		~
NYSDEC Guidance Values		**N/A**	**N/A**	**N/A**	**N/A**	**N/A**	**~**		**~**		**~**		**~**		**~**		**10**		**~**		**~**		**~**		**~**		**~**		**~**		~
MW-15 (3-14)	6/26/2009	8.65	4.05	4.04	0.01	4.60	NA		NA		NA		NA		BRL		NA		<1.0		9.7		<1.0		<1.0		5.4		15.1		
	1/22/2010	8.65	4.91	4.40	0.51	3.74	NA		NA		NA		NA		BRL		NA		<1.0		330		1.1		4.9		660		996		
	4/19/2010	8.65	3.77	3.06	0.71	4.88	32		<10		<10		13		45	J	170		<10.0		<10.0		<10.0		<10.0		<10.0		BRL		
	7/22/2010	8.65	3.65	Sheen	ND	5.00	58		0.87	J	0.37	J	2.2		61	J	57		<1.0		1.1		<1.0		<1.0		2		3.1		
	10/2/2010	8.24	3.03	Sheen	ND	5.21	60		<1.0		1.8		5.4		67	J	160		<1.0		5.1		<1.0		<1.0		7		12.1		
	1/31/2011	7.72	3.29	ND	ND	4.43	16		<1.0		<1.0		<0.5		16	J	45	C	<1.0		0.47	J	<1.0		<1.0		<1.0		0.5	J	
	4/29/2011	7.72	3.37	ND	ND	4.35	16		<1.0		<1.0		<0.5		16	J	32	C	<1.0		0.85	J	<1.0		<1.0		<1.0		0.9	J	
	7/7/2011	7.72	3.46	Sheen	ND	4.26	16		<1.0		<1.0		<0.5		16	J	28		<1.0		<1.0		<1.0		<1.0		<1.0		BRL		
	10/6/2011	7.72	3.20	ND	ND	4.52	17		<1.0		<1.0		<0.5		17	J	37		<1.0		<1.0		<1.0		<1.0		<1.0		BRL		
	1/11/2012	7.72	3.20	Sheen	ND	4.52	16		<1.0		<1.0		<0.5		16	J	37		<1.0		<1.0		<1.0		<1.0		<1.0		BRL		
	4/4/2012	7.72	3.04	ND	ND	4.68	7.4		<1.0		<1.0		0.55	J	8	J	12		<1.0		23		1.8		3		200		227.8		
	7/25/2012	7.72	3.10	ND	ND	4.62	6.5		<1.0		<1.0		<0.5		7	J	4.8		<1.0		<1.0		<1.0		<1.0		<1.0		BRL		
	12/20/2012	7.72	2.98	ND	ND	4.74	6.4		<0.5		<0.5		0.34	J	7	J	7.6		<0.5		5.5		<0.5		<0.5		3.7		9.2		
	3/28/2013	7.72	3.06	ND	ND	4.66	5.8		<0.5		<0.5		<0.5		6	J	7.1	C	<0.5		0.7	J	<0.5		<0.5		<0.5		0.7	J	
	6/21/2013	7.72	4.58	ND	ND	3.14	6.3		<0.5		<0.5		<0.5		6	J	6.4	C	<0.5		<0.5		<0.5		<0.5		<0.5		BRL		
	9/19/2013	7.72	3.38	ND	ND	4.34	25		<0.5		<0.5		0.52	J	26	J	16		<0.5		<0.5		<0.5		<0.5		<0.5		BRL		
	12/4/2013	7.72	3.44	ND	ND	4.28	8		0.99	JB	<0.5		<1		9	J	5.4		<0.5		11		<0.5		<0.5		<0.5		11		
	10/31/2014	7.72	4.23	4.18	0.05	3.49	NS		NS		NS		NS		BRL		NS		NS		NS		NS		NS		NS		NS		
	2/12/2015	7.72	NM	NM	NM	NM	NS		NS		NS		NS		NS		NS		NS		NS		NS		NS		NS		NS		
	4/23/2015	7.72	2.97	ND	ND	4.75	<2.0		<2.0		<4.0		<2.0		BRL		2.4		<2.0		<2.0		<2.0		<2.0		<2.0		BRL		
	7/29/2015	7.72	3.35	Sheen	NM	4.37	NS		NS		NS		NS		NS		NS		NS		NS		NS		NS		NS		NS		
	10/1/2015	7.72	3.30	ND	ND	4.42	25		<2.0		<2.0		0.55	J	25.55	J	4.3		<2.0		<2.0		<2.0		<2.0		<2.0		BRL		
	2/4/2016	7.72	2.74	ND	ND	4.98	1.5	J	<2.0		<2.0		<4.0		1.5	J	<2.0		<2.0		0.60	J	<2.0		<2.0		<2.0		0.6	J	
	4/11/2016	7.72	2.82	ND	ND	4.90	0.77	J	<2.0		<2.0		<4.0		0.77	J	1.2	J	<2.0		9.1		<2.0		<2.0		24		33.1		
	7/30/2016	7.72	3.04	ND	ND	4.68	3.5		<2.0		<2.0		<6.0		3.5		0.74	J	<2.0		<2.0		<2.0		<2.0		<2.0		BRL		
	11/4/2016	7.72	3.15	ND	ND	4.57	3.3		<2.0		<2.0		<6.0		3.3		2.1		1.5	J	510	D	2.0	J	0.77	J	170	D	684.3	DJ	
	1/25/2017	7.72	2.52	ND	ND	5.20	1.3	J	<2.0		<2.0		<6.0		1.3	J	<2.0		<2.0		8.9		<2.0		<2.0		14		22.9		
	4/5/2017	7.72	2.70	Trace	ND	5.02	NS		NS		NS		NS		NS		NS		NS		NS		NS		NS		NS		NS		
	7/26/2017	7.72	2.95	ND	ND	4.77	6.4		<1.0		<1.0		0.54	J	7	J	0.85	J	<1.0		0.53	J	<1.0		<1.0		<1.0		1	J	
	11/29/2017	7.72	3.20	ND	ND	4.52	4.6		<1.0		0.32	J	0.67	J	5.59	J	5.2		<1.0		286		0.59	J	0.3	J	188		474.89	J	
	3/28/2018	7.72	2.84	ND	ND	4.88	3.8		<2.5	U	<2.5	U	<2.5	U	3.8		5.1		<0.5	U	68		<2.5	U	<0.5	U	150		218		
	6/21/2018	7.72	3.53	ND	ND	4.19	15		<5	U	<5	U	<5	U	15		4	J	<1	U	41		<5		<1	U	<2	U	41		
	9/21/2018	7.72	3.90	ND	ND	3.82	19		<2.5	U	<2.5	U	<2.5	U	19		3.7		<2.5	U	170		<2.5	U	0.39		190		363.7		
	12/18/2018	7.72	3.75	3.70	0.05	3.97	NS		NS		NS		NS		NS		NS		NS		NS		NS		NS		NS		NS		
	3/25/2019	7.72	4.71	4.68	0.03	3.01	NS		NS		NS		NS		NS		NS		NS		NS		NS		NS		NS		NS		

Table 1
Monitoring Well Gauging and Groundwater Analytical Data
Former Commander Terminal
Oyster Bay, New York
June 26, 2009 - March 26, 2019

Sample ID (Screen Interval)	Date	Top of Casing Elevation	Depth to Water (feet)	Depth to Hydro-carbon (feet)	Hydro-carbon Thickness (feet)	Corrected GW Elevation (feet)	Benzene	Toluene	Ethyl-benzene	Total Xylenes	Total BTEX	Methyl tertiary-butyl ether	1,1-Dichloro-ethene**	cis-1,2-Dichloro-ethene	trans-1,2-Dichloro-ethene	Trichloro-ethene	Vinyl chloride	Total CVOCs	Comments
NYSDEC Standards		**N/A**	**N/A**	**N/A**	**N/A**	**N/A**	**1**	**5**	**5**	**5**	**NA**	**~**	**0.6**	**5**	**5**	**5**	**2**	**NA**	**~**
NYSDEC Guidance Values		**N/A**	**N/A**	**N/A**	**N/A**	**N/A**	**~**	**~**	**~**	**~**	**~**	**10**	**~**	**~**	**~**	**~**	**~**	**~**	**~**
MW-16 (5-15)	6/26/2009	7.50	5.11	ND	ND	2.39	NA	NA	NA	NA	BRL	NA	<1.0	1300	2.2	48	440	1790.2	
	1/22/2010	7.50	4.90	ND	ND	2.60	NA	NA	NA	NA	BRL	NA	<1.0	4400	17	390	1700	6507	
	4/19/2010	7.50	5.75	ND	ND	1.75	1200	10	3.3	12.6	1226 J	190	<1.0	210	<1.0	63	130	403	
	7/22/2010	7.50	3.01	ND	ND	4.49	95	1.7	<1.0	2.66 J	99 J	2.2	<1.0	3500	13	2000	970	6483	
	10/2/2010	7.50	4.09	ND	ND	3.41	27	1.9	<1.0	<3.0	29 J	14	<1.0	3500	13	1700	1100	6313	
	1/31/2011	6.50	5.31	ND	ND	1.19	230	1.7	1.5	1.88 J	235 J	10 C	<1.0	450	1.7	6.2	150	607.9	
	4/29/2011	6.50	4.16	ND	ND	2.34	320	3	1.1	3.53 J	328 J	13 C	<1.0	72	<1.0	6.8	21	99.8	
	7/7/2011	6.50	4.51	ND	ND	1.99	230	2.7	1.1	0.76 J	235 J	24	1.5	800	2.3	1.1	200	1004.9	
	10/6/2011	6.50	4.32	ND	ND	2.18	78	4.6	1.6	10.66 J	95 J	27	<1.0	0.66 J	<1.0	<1.0	0.58 J	1.2 J	
	1/11/2012	6.50	2.64	ND	ND	3.86	260	2.1	0.75 J	2.1	265 J	25	<1.0	110	0.8 J	0.88 J	56	167.7 J	
	4/4/2012	6.50	2.91	ND	ND	3.59	57	0.99 J	<1.0	0.91 J	59 J	11	2.7	2200	7.3	1100	370	3680	
	7/25/2012	6.50	5.32	ND	ND	1.18	6.5	1.8	0.68 J	2.15 J	11 J	15	30	1700	29	9.6	490	2258.6	
	12/20/2012	6.50	4.34	ND	ND	2.16	13	0.3 J	<0.5	12.2 J	26 J	7.7 C	0.79 J	460	1.8 J	2.1	130	594.7 J	
	3/28/2013	6.50	2.52	ND	ND	3.98	130	2	0.68 J	2.21 J	135 J	22 C	<0.5	15	<0.5	<0.5	12	27	
	6/21/2013	6.50	3.42	ND	ND	3.08	240	3.6	1.1 J	3.22 J	248 J	24	0.66 J	410	2.1	51	110	573.8 J	
	9/19/2013	6.50	2.27	ND	ND	4.23	28	1.0 J	<0.5	<1.0	29 J	10	2.7	1300	23	44	380	1749.7	
	12/4/2013	6.50	1.90	ND	ND	4.60	1.5 J	0.5 JB	0.5 J	3 J	6 J	4	<0.5	230	0.81 J	<0.5	61	291.8 J	
	2/26/2014	6.50	2.34	ND	ND	4.16	120	1.5 J	0.53 J	1.8 J	124 J	19	<0.5	38	<0.5	<0.5	14	52	
	7/24/2014	6.50	3.47	ND	ND	3.03	96	1.8 J	0.66 J	1.2 J	100 J	12	2.2	990	1000	360	93	2445.2	
	10/31/2014	6.50	2.92	ND	ND	3.58	9.6	<2.0	<2.0	<4.0	10 J	7.3	2.7	1300	4.8	57	190	1554.5	
	2/12/2015	6.50	4.58	ND	ND	1.92	4.8	<2.0	<2.0	<4.0	5 J	5.2	<2.0	94	<2.0	<2.0	46	140	
	4/23/2015	6.50	4.52	ND	ND	1.98	210 D	2.3	<2.0	2.43	215 D	<2.0	<2.0	<2.0	<2.0	<2.0	<2.0	BRL	
	7/29/2015	6.50	4.18	ND	ND	2.32	60	1.5 J	<2.0	0.95 J	62 J	9.3	0.6 J	3000 D	7.8	140	400 D	3548.4 J	
	10/1/2015	6.50	5.40	ND	ND	1.10	130	3 J	0.92 J	3.06	121.9 J	14	<2.0	380 D	1.6 J	1.7 J	130	513.3 J	
	2/3/2016	6.50	4.52	ND	ND	1.98	59	<2.0	<2.0	<4.0	59	10	<2.0	270	1.2	<2.0	<2.0	271.2	
	4/12/2016	6.50	2.80	ND	ND	3.70	100	1.5 J	<2.0	<4.0	101.5 J	11	<2.0	21	<2.0	<2.0	22	43.0	
	7/26/2016	6.50	5.38	ND	ND	1.12	56	1.1 J	<2.0	<6.0	57.1 J	5.4	1.3 J	1100 D	2.6	200 D	<2.0	1303.9	
	11/4/2016	6.50	3.30	ND	ND	3.20	40	1.6 J	0.31 J	1.8 J	85.62 J	8.9	1.9 J	1700 D	6.0	430 D	300 D	2437.9 DJ	
	1/25/2017	6.50	2.00	ND	ND	4.50	4.4	0.43 J	<2.0	<6.0	4.83 J	3.5	1.8 J	1200 D	4.0	69	190	1464.8 DJ	
	4/5/2017	6.50	3.08	ND	ND	3.42	15	<2.0 U	<2.0 U	<6.0 U	15	4.2	<2.0 U	200 D	13	2.1	35	250.1 D	
	7/27/2017	6.50	5.88	ND	ND	0.62	490	8.5	2.1	10	510.6	60.4	<2.0	276	1.1 J	2.6	91.5	371.2 J	
	11/29/2017	6.50	5.48	ND	ND	1.02	93.8	3.6 J	<4.0	4.9	102.3 J	29.2	7.9	6220	18.1	145	722	7105.1	
	3/29/2018	6.50	2.75	ND	ND	3.75	300	4.5 J	<6.2 U	3.1 J	7.6 J	34	<1.2 U	190	<6.2 U	4.3	43	237.3	
	6/22/2018	6.50	2.70	ND	ND	3.80	66	0.96 J	<2.5 U	0.74 J	68	18	0.27 J	140	<2.5 U	4.0	41	185	
	9/21/2018	6.50	3.95	ND	ND	2.55	63	<50 U	<50 U	<'50 U	63	16 J	<50 U	2300	<50 U	390	300	3006 J	
	12/18/2018	6.50	5.18	ND	ND	1.32	100	<62 U	<62 U	<62 U	100	<62 U	5.8 J	3400	<62 U	200	420	4026 J	
	3/25/2019	6.50	3.65	ND	ND	2.85	480	8.1 J	<12 U	6.1 J	494	57	<2.5 U	140	<12 U	<2.5 U	49	246 J	
MW-17 (1-16)	1/22/2010	8.27	4.03	ND	ND	4.24	NA	NA	NA	NA	NA	NA	<1.0	1,200	2.2	26	0	1228.2	
	4/19/2010	8.27	2.64	2.50	0.14	5.63	9.1	8.8	1.7	10.9	31 J	13	<1.0	53	1.3	<1.0	73	127.3	
	7/22/2010	8.27	3.94	ND	ND	4.33	25	22	3.6	22	73 J	18	<1.0	1.6	<1.0	<1.0	36	37.6	
	10/2/2010	8.27	2.16	2.15	0.01	6.11	22	28	7.4	18.2	76 J	25	<1.0	1100	4.5	4.4	3600	4708.9	
	1/31/2011	7.30	2.01	ND	ND	5.29	13	14	2	5.2	34 J	2.5 C	<1.0	2900	5.6	<1.0	3700	6605.6	
	4/29/2011	7.30	1.53	ND	ND	5.77	3.3	3	0.64 J	2.03 J	9 J	<1.0	<1.0	78	0.61 J	1.4	170	250.0 J	
	Abandoned	NA	NM	NM	NM	NM	NS	NS	NS	NS	NS	NS	NS	NS	NS	NS	NS	NS	

Table 1
Monitoring Well Gauging and Groundwater Analytical Data
Former Commander Terminal
Oyster Bay, New York
June 26, 2009 - March 26, 2019

Sample ID (Screen Interval)	Date	Top of Casing Elevation	Depth to Water (feet)	Depth to Hydro-carbon (feet)	Hydro-carbon Thickness (feet)	Corrected GW Elevation (feet)	Benzene		Toluene		Ethyl-benzene		Total Xylenes		Total BTEX		Methyl tertiary-butyl ether		1,1-Dichloro-ethene**		cis-1,2-Dichloro-ethene		trans-1,2-Dichloro-ethene		Trichloro-ethene		Vinyl chloride		Total CVOCs		Comments
NYSDEC Standards		**N/A**	**N/A**	**N/A**	**N/A**	**N/A**	**1**		**5**		**5**		**5**		**NA**		**~**		**0.6**		**5**		**5**		**5**		**2**		**NA**		~
NYSDEC Guidance Values		**N/A**	**N/A**	**N/A**	**N/A**	**N/A**	**~**		**~**		**~**		**~**		**~**		**10**		**~**		**~**		**~**		**~**		**~**		**~**		~
MW-18 (1-16)	1/22/2010	7.18	3.92	ND	ND	3.26	NA		NA		NA		NA		NA		NA		<1.0		<1.0		<1.0		<1.0		<1.0		BRL		
	4/19/2010	7.18	4.68	4.62	0.06	2.50	1.6		<1.0		0.42	J	2.26	J	4	J	24		<1.0		<1.0		<1.0		<1.0		<1.0		BRL		
	7/22/2010	7.18	3.00	ND	ND	4.18	1.5		1.3		<1.0		2.2	J	5	J	10		<1.0		<1.0		<1.0		<1.0		<1.0		BRL		
	10/2/2010	7.18	2.22	ND	ND	4.96	<1.0		<1.0		<1.0		<3.0		0	J	<1.0		<1.0		<1.0		<1.0		<1.0		<1.0		BRL		
	1/31/2011	6.15	3.98	Sheen	ND	2.17	1.3		<1.0		<1.0		0.56	J	2	J	19	C	<1.0		33		<1.0		12		5.8		50.8		
	4/29/2011	6.15	2.75	2.53	0.22	3.58	NS		NS		NS		NS		NS		NS		NS		NS		NS		NS		NS		NS		
	7/7/2011	6.15	4.07	3.96	0.11	2.17	NS		NS		NS		NS		NS		NS		NS		NS		NS		NS		NS		NS		
	10/6/2011	6.15	2.83	2.59	0.24	3.52	NS		NS		NS		NS		NS		NS		NS		NS		NS		NS		NS		NS		
	1/11/2012	6.15	3.96	2.30	1.66	3.56	0.82	J	<1.0		<1.0		0.56	J	1	J	14		<1.0		9.2		<1.0		3.6		0.71	J	13.5	J	
	4/4/2012	6.15	2.30	ND	ND	3.85	0.66	J	<1.0		<1.0		<0.5		1	J	7		<1.0		<1.0		<1.0		<1.0		<1.0		BRL		
	12/20/2012	6.15	2.30	ND	ND	3.85	0.82	J	<1.0		<1.0		0.56	J	1	J	14		<1.0		9.2		<1.0		3.6		0.71	J	13.5	J	
	3/28/2013	6.15	2.00	1.85	0.15	4.27	NS		NS		NS		NS		NS		NS		NS		NS		NS		NS		NS		NS		
	6/21/2013	6.15	2.65	2.08	0.57	3.97	NS		NS		NS		NS		NS		NS		NS		NS		NS		NS		NS		NS		
	9/19/2013	6.15	2.34	ND	ND	3.81	0.98	J	0.56	J	<0.5		<1.5		2	J	9.1		<0.5		<0.5		<0.5		<0.5		<0.5		BRL		
	12/4/2013	6.15	2.65	2.62	0.03	3.52	NS		NS		NS		NS		NS		NS		NS		NS		NS		NS		NS		NS		
	2/25/2014	6.15	3.70	2.65	1.05	3.32	NS		NS		NS		NS		NS		NS		NS		NS		NS		NS		NS		NS		
	10/31/2014	6.15	2.43	2.42	0.01	3.73	NS		NS		NS		NS		NS		NS		NS		NS		NS		NS		NS		NS		
	2/12/2015	6.15	3.00	2.98	0.02	3.17	1	J	<2.0		<2.0		1.6		3	J	7.6		<2.0		<2.0		<2.0		<2.0		<2.0		BRL		
	4/23/2015	6.15	2.68	2.67	0.01	3.48	NS		NS		NS		NS		NS		NS		NS		NS		NS		NS		NS		NS		
	7/29/2015	6.15	2.54	Sheen	NM	3.61	NS		NS		NS		NS		NS		NS		NS		NS		NS		NS		NS		NS		
	10/1/2015	6.15	4.26	4.24	0.02	1.91	NS		NS		NS		NS		NS		NS		NS		NS		NS		NS		NS		NS		
	2/3/2016	6.15	3.09	3.08	0.01	3.07	NS		NS		NS		NS		NS		NS		NS		NS		NS		NS		NS		NS		
	4/12/2016	6.15	2.65	2.55	0.10	3.58	NS		NS		NS		NS		NS		NS		NS		NS		NS		NS		NS		NS		
	7/30/2016	6.15	NM	NM	NM	NM	NS		NS		NS		NS		NS		NS		NS		NS		NS		NS		NS		NS		
	11/4/2016	6.15	3.02	3.00	0.02	3.15	NS		NS		NS		NS		NS		NS		NS		NS		NS		NS		NS		NS		
	1/25/2017	6.15	2.18	2.16	0.02	3.99	NS		NS		NS		NS		NS		NS		NS		NS		NS		NS		NS		NS		
	4/5/2017	6.15	2.15	2.13	0.02	4.02	NS		NS		NS		NS		NS		NS		NS		NS		NS		NS		NS		NS		
	7/26/2017	6.15	2.23	2.22	0.01	3.93	NS		NS		NS		NS		NS		NS		NS		NS		NS		NS		NS		NS		
	11/29/2017	6.15	NR	ND	ND	NR	0.73		0.37	J	<1.0		1.8		2.9	J	12.7		<1.0		<1.0		<1.0		<1.0		<1.0		BRL		
	3/29/2018	6.15	4.60	2.57	2.03	3.23	NS		NS		NS		NS		NS		NS		NS		NS		NS		NS		NS		NS		
	6/22/2018	6.15	3.54	3.72	0.18	2.58	NS		NS		NS		NS		NS		NS		NS		NS		NS		NS		NS		NS		
	9/26/2018	6.15	1.84	ND	ND	4.31	1.0	J	<10		<10		<10		1.0	J	8.6	J	<10		<10		<10		<2		<4		8.6	J	
	12/19/2018	6.15	5.50	4.60	0.90	1.39	NS		NS		NS		NS		NS		NS		NS		NS		NS		NS		NS		NS		
	3/25/2019	6.15	5.95	3.60	2.35	2.14	NS		NS		NS		NS		NS		NS		NS		NS		NS		NS		NS		NS		

Table 1
Monitoring Well Gauging and Groundwater Analytical Data
Former Commander Terminal
Oyster Bay, New York
June 26, 2009 - March 26, 2019

Sample ID (Screen Interval)	Date	Top of Casing Elevation	Depth to Water (feet)	Depth to Hydro-carbon (feet)	Hydro-carbon Thickness (feet)	Corrected GW Elevation (feet)	Benzene		Toluene		Ethyl-benzene		Total Xylenes		Total BTEX		Methyl tertiary-butyl ether		1,1-Dichloro-ethene**		cis-1,2-Dichloro-ethene		trans-1,2-Dichloro-ethene		Trichloro-ethene		Vinyl chloride		Total CVOCs		Comments
NYSDEC Standards		**N/A**	**N/A**	**N/A**	**N/A**	**N/A**	**1**		**5**		**5**		**5**		**NA**		**~**		**0.6**		**5**		**5**		**5**		**2**		**NA**		**~**
NYSDEC Guidance Values		**N/A**	**N/A**	**N/A**	**N/A**	**N/A**	**~**		**~**		**~**		**~**		**~**		**10**		**~**		**~**		**~**		**~**		**~**		**~**		**~**
MW-19 (1-16)	1/22/2010	7.97	5.41	ND	ND	2.56	NA		NA		NA		NA		NS	J	NA		<1.0		24		<1.0		<1.0		25		NS		
	4/19/2010	7.97	5.75	5.70	0.05	2.22	1000		16		430		13	J	1459	J	200		<10		<10		<10		<10		<10		BRL		
	7/22/2010	7.97	4.29	ND	ND	3.68	1100		38		970		55		2163	J	11		<1.0		5.6		<1.0		<1.0		16		21.6		
	10/2/2010	7.97	5.28	ND	ND	2.69	1100		22		280		27		1429	J	150		<1.0		140		1.2		19		350		510.2		
	1/31/2011	6.96	5.87	ND	ND	1.09	4.4		11		150		9.38	J	175	J	<1.0		<1.0		<1.0		23		<1.0		8.8		31.8		
	4/29/2011	6.96	4.70	ND	ND	2.26	380		13		270		15.2		678	J	<1.0		<1.0		0.93	J	<1.0		<1.0		<1.0		0.9	J	
	7/7/2011	6.96	5.42	ND	ND	1.54	340		12		180		10		542	J	39		<1.0		1.1		<1.0		<1.0		<1.0		1.1		
	10/6/2011	6.96	4.44	ND	ND	2.52	69		11		110		10.66	J	201	J	45		<1.0		<1.0		<1.0		<1.0		<1.0		BRL		
	1/11/2012	6.96	4.40	ND	ND	2.56	360		12		110		12.96	J	495	J	31		<1.0		2.6		<1.0		0.74	J	<1.0		3.3	J	
	4/4/2012	6.96	4.40	ND	ND	2.56	230		10		85		10.39	J	335	J	37		<1.0		11		<1.0		<1.0		27		38		
	7/25/2012	6.96	4.75	ND	ND	2.21	310		15		180		12.4		517	J	9.9		<1.0		2.2		<1.0		<1.0		0.39	J	2.6		
	12/20/2012	6.96	4.88	ND	ND	2.08	270		14		120		12.2	J	416	J	2.4	C	<0.5		25		<0.5		0.42	J	7.1		32.5	J	
	3/28/2013	6.96	4.30	ND	ND	2.66	270		12		110		10.9	J	403	J	17	C	<0.5		3.6		<0.5		<0.5		0.67	J	4.3		
	6/21/2013	6.96	5.04	ND	ND	1.92	310		13		120		10.5	J	454	J	5.8	C	<0.5		2.3		<0.5		<0.5		<0.5		2.3		
	9/19/2013	6.96	2.68	ND	ND	4.28	<0.5		<0.5		<0.5		<1.5		BRL		<0.5		<0.5		200		0.67	J	3.7		<0.5		204.4	J	
	12/4/2013	6.96	4.66	ND	ND	2.30	200		6	B	20		5.35	J	231	J	21		<0.5		20		<0.5		<0.5		50		70		
	2/25/2014	6.96	3.80	3.79	0.01	3.16	NS		NS		NS		NS		NS		NS		NS		NS		NS		NS		NS		NS		
	7/24/2014	6.96	4.45	ND	ND	2.51	270		12		82		11		375	J	6.3		<2.0		<2.0		<2.0		<2.0		<2.0		BRL		
	10/31/2014	6.96	4.21	ND	ND	2.75	260		7.9		17		6.82	J	292	J	22		<2.0		2.9		<2.0		<2.0		<2.0		2.9		
	2/12/2015	6.96	5.10	Sheen	ND	1.86	290	D	13		42		7.55		353	J	9.3		<2.0		17		<2.0		<2.0		5.1		22.1		
	4/23/2015	6.96	4.58	4.57	0.01	2.38	NS		NS		NS		NS		NS		NS		NS		NS		NS		NS		NS		NS		
	7/29/2015	6.96	4.75	ND	ND	2.21	290	D	11		24		6.54		332		14		<2.0		8.5		<2.0		<2.0		<2.0		8.5		
	10/1/2015	6.96	5.30	ND	ND	1.66	230	D	12		30		7.2		279.2	D	3.7		<2.0		0.76	J	<2.0		<2.0		<2.0		0.8	J	
	2/3/2016	6.36	4.84	ND	ND	1.52	260		11		26		6.61		303.6		8.6		<2.0		2.6		<2.0		<2.0		<2.0		2.6		
	4/12/2016	6.36	4.25	ND	ND	2.11	240		9.5		27		5.9	J	282.4		8.5		<2.0		0.80	J	<2.0		<2.0		<2.0		0.8	J	
	7/26/2016	6.36	5.35	ND	ND	1.01	230		7.2		14		5.5		256.7		20		<0.5		67		0.52		0.70		70		138.2		
	11/4/2016	6.36	4.60	ND	ND	1.76	210	D	8.9		18		9.2		246.1	D	18		<2.0		7.1		<2.0		<2.0		<2.0		7.1		
	1/25/2017	6.36	3.91	ND	ND	2.45	220	D	9.5		15		5.4	J	249.9	DJ	10		<2.0		21		<2.0		<2.0		8.9		29.9		
	4/5/2017	6.36	3.77	3.76	0.01	2.60	NS		NS		NS		NS		NS		NS		NS		NS		NS		NS		NS		NS		
	7/27/2017	6.36	5.12	ND	ND	1.24	532		23.4		55.2		19.5		630.1		39.8		<4.0		<4.0		<4.0		<4.0		<4.0		BRL		
	11/29/2017	6.36	NR	ND	ND	NR	606		20.9		27.9		17		671.8		48.8		<4.0		<4.0		<4.0		<4.0		<4.0		BRL		
	3/29/2018	6.36	4.15	4.10	0.05	2.25	NS		NS		NS		NS		NS		NS		NS		NS		NS		NS		NS		NS		
	6/22/2018	6.36	4.25	ND	ND	2.11	420		22		51		8.9	J	502		15		<2.5	U	<12	U	<12	U	<2.5	U	<5		BRL		
	9/26/2018	6.36	4.26	ND	ND	2.10	480		22		36		12		550		27		<12	U	7.8	J	<12	U	13		<5	U	47.8	J	
	12/19/2018	6.36	5.20	5.02	0.18	1.31	NS		NS		NS		NS		NS		NS		NS		NS		NS		NS		NS		NS		
	3/25/2019	6.36	5.64	5.58	0.06	0.77	NS		NS		NS		NS		NS		NS		NS		NS		NS		NS		NS		NS		
MW-20 (1-7)	1/31/2011	7.25	2.15	ND	ND	5.10	2		1.2		0.53	J	1.1	J	5	J	29		<1.0		14		<1.0		<1.0		16		30		
	4/29/2011	7.25	1.47	ND	ND	5.78	2.4		1.7		1.9		1.2		7	J	4.9	C	<1.0		2.3		<1.0		<1.0		2.4		4.7		
	7/7/2011	7.25	2.32	ND	ND	4.93	2.2		<1.0		<1.0		<0.5		2	J	34		<1.0		<1.0		<1.0		<1.0		<1.0		BRL		
	10/6/2012	7.25	1.39	ND	ND	0.88	1.3		1.8		0.89	J	1.4		5	J	1.1		<1.0		2.7		<1.0		<1.0		6.4		9.1		
	1/11/2012	7.25	2.23	ND	ND	5.02	2.1		<1.0		<1.0		<0.5		2	J	34		<1.0		2.4		<1.0		1.5		<1.0		3.9		
	4/4/2012	7.25	2.07	ND	ND	5.18	2.2		<1.0		<1.0		<0.5		2	J	43		<1.0		0.64	J	<1.0		<1.0		<1.0		0.6	J	
	7/25/2012	7.25	1.90	ND	ND	5.35	0.63	J	<1.0		<1.0		<0.5		1	J	9.4		<1.0		<1.0		<1.0		<1.0		<1.0		BRL		
	12/20/2012	7.25	1.35	ND	ND	5.90	0.25	J	<0.5		<0.5		<4.0		BRL		2.8		<0.5		1.3	J	<0.5		0.42	J	1.5	J	3.2	J	
	3/28/2013	7.25	1.92	ND	ND	5.33	<0.5		3		<0.5		<0.5		3	J	4.1	C	<0.5		<0.5		<0.5		<0.5		0.72	J	0.7	J	
	6/21/2013	7.25	2.30	ND	ND	4.95	1.1	J	<0.5		<0.5		<0.5		1	J	11	C	<0.5		0.61	J	<0.5		<0.5		<0.5		0.6	J	
	9/19/2013	7.25	3.40	ND	ND	3.85	2.2		<0.5		<0.5		<1.5		2	J	21		<0.5		1.8	J	<0.5		<0.5		<0.5		1.8	J	
	12/4/2013	7.25	2.42	ND	ND	4.83	<0.5		0.88	JB	<0.5		2.54	J	3	J	1.6	J	<0.5		1.5	J	<0.5		<0.5		<0.5		1.5	J	
	7/23/2014	7.25	2.55	ND	ND	4.70	2.5		1	J	<2.0		<4.0		4	J	21		3.3		4500		39		3800		290		8632.3		
	10/31/2014	7.25	2.66	ND	ND	4.59	0.98	J	0.68	J	<2.0		<4.0		2	J	4		<2.0		190		1.3	J	19		130		340.3	J	
	2/12/2015	7.25	NM	NM	NM	NM	NS		NS		NS		NS		NS		NS		NM		NS		NS		NS		NS		NS		
	4/23/2015	7.25	1.17	ND	ND	6.08	1.5	J	1.7	J	<2.0		<4.0		3	J	2.5		5		2000		120		6500	D	160		8785		
	7/29/2015	7.25	2.73	ND	ND	4.52	2.5		0.66	J	<2.0		<4.0		3	J	22		<2.0		120		0.69	J	1.5	J	18		140.2	J	
	10/1/2015	7.25	1.92	ND	ND	5.33	0.86	J	0.87	J	<2.0		<4.0		1.7	J	12		<2.0		1500	D	63		2500	D	13		4076		

Table 1
Monitoring Well Gauging and Groundwater Analytical Data
Former Commander Terminal
Oyster Bay, New York
June 26, 2009 - March 26, 2019

Sample ID (Screen Interval)	Date	Top of Casing Elevation	Depth to Water (feet)	Depth to Hydro-carbon (feet)	Hydro-carbon Thickness (feet)	Corrected GW Elevation (feet)	Benzene		Toluene		Ethyl-benzene		Total Xylenes		Total BTEX		Methyl tertiary-butyl ether		1,1-Dichloro-ethene**		cis-1,2-Dichloro-ethene		trans-1,2-Dichloro-ethene		Trichloro-ethene		Vinyl chloride		Total CVOCs		Comments
NYSDEC Standards		**N/A**	**N/A**	**N/A**	**N/A**	**N/A**	**1**		**5**		**5**		**5**		**NA**		**~**		**0.6**		**5**		**5**		**5**		**2**		**NA**		**~**
NYSDEC Guidance Values		**N/A**	**N/A**	**N/A**	**N/A**	**N/A**	**~**		**~**		**~**		**~**		**~**		**10**		**~**		**~**		**~**		**~**		**~**		**~**		**~**
MW-20 (1-7)	2/4/2016	7.25	10.00	ND	ND	-2.75	<2.0		<2.0		<2.0		<4.0		BRL		0.60	J	0.67	J	590	D	40		1400	D	11		2041.7	DJ	
	4/11/2016	7.25	1.82	ND	ND	5.43	1.1	J	<2.0		<2.0		<4.0		1.1	J	6.7		0.62	J	390	D	3.1		55		99		547.7		
	7/29/2016	7.25	2.00	ND	ND	5.25	0.74	J	<2.0		<2.0		<6.0		0.74	J	3.3		<2.0		140		1.4	J	1.2	J	20		162.6		
	11/4/2016	7.25	2.11	ND	ND	5.14	1.6	J	<2.0		<2.0		<6.0		1.6	J	8.2		0.28	J	9.9		0.57	J	0.72	J	24		53.47	J	
	1/25/2017	7.25	0.80	ND	ND	6.45	<2.0		<2.0		<2.0		<6.0		BRL		<2.0		<2.0		8.2		<2.0		73		<2.0		81.20		
	4/5/2017	7.25	0.67	ND	ND	6.58	0.32	J	<2.0	U	<2.0	U	<6.0	U	0.32	J	<2.0	U	<2.0	U	11		0.39	J	34		1.7	J	47.09	J	
	7/26/2017	7.25	2.90	ND	ND	4.35	5.5		0.95	J	0.35	J	1.1		7.9	J	34.1		0.52	J	679		5.3		3.6		131		819.42	J	
	11/29/2017	7.25	2.37	ND	ND	4.88	4.4		0.42	J	0.26	J	0.42	J	5.5	J	25.7		<1.0		0.77	J	<1.0		0.41	J	<1.0		1.18	J	
	3/28/2018	7.25	1.70	ND	ND	5.55	1		<2.5	U	<2.5	U	<2.5	U	1		4.7		0.46	J	29		<2.5	U	20		6.9		61.06	J	
	6/21/2018	7.25	2.95	ND	ND	4.30	4.2		<2.5	U	<2.5	U	<2.5	U	4.2		22		<0.5	U	2.9		<2.5	U	3.1		13		19		
	9/21/2018	7.25	1.44	ND	ND	5.81	3.3		<2.5	U	<2.5	U	<2.5	U	3.3		15		<2.5	U	46		3.0		2.6		94		160.6		
	12/18/2018	7.25	1.34	ND	ND	5.91	0.83		<2.5	U	<2.5	U	<2.5	U	0.83		2.1	J	0.21	J	45		<2.5	U	20		10		77.31	J	
	3/25/2019	7.25	1.63	ND	ND	5.62	3.4		<2.5	U	<2.5	U	<2.5	U	3.4		14		<0.5	U	20		<2.5	U	7.3		2.7		44.0		
MW-21 (1-6.5)	1/31/2011	7.23	2.07	ND	ND	5.16	64		140		17		37		258	J	29	C	<1.0		25000		72		<1.0		2300		27372		
	4/29/2011	7.23	1.85	ND	ND	5.38	17		19		6.4		11.9		54	J	6.7	C	1.2		1500		3.7		<1.0		2100		3604.9		
	7/7/2011	7.23	2.19	ND	ND	5.04	83		130		16		39		268	J	89		34		20000		73		44		22000		42151		
	10/6/2011	7.23	1.76	ND	ND	5.47	14		13		3.8		6.8		38	J	3		<1.0		86		1.5		120		41		248.5		
	1/11/2012	7.23	2.00	ND	ND	5.23	18		23		4.6		8.5		54	J	11		5.1		2100		7		140		3000		5252.1		
	4/4/2012	7.23	1.89	ND	ND	5.34	12		10		3.7		7		33	J	1.7		0.79	J	530		2.6		2.4		400		935.8	J	
	7/25/2012	7.23	NM	ND	ND	NA	11		7.3		1.3		2.8	J	22	J	18		5.1		420		5		<1.0		500		930.1		
	3/28/2013	7.23	1.81	ND	ND	5.42	3.6		4.7		0.71	J	0.54	J	10	J	<0.5		<0.5		17		<0.5		3.4		32		52.4		
	6/21/2013	7.23	1.74	ND	ND	5.49	34		2.3		0.5	J	0.55	J	37	J	6.6	C	<0.5		55		0.64	J	41		45		141.6	J	
	9/19/2013	7.23	2.38	ND	ND	4.85	41		49		8.5		20		119	J	100		17		<0.5		57		<0.5		<0.5		74		
	12/4/2013	6.06	1.92	ND	ND	4.14	4.4		9.2	B	0.95	J	2.6	J	17	J	5		0.93	J	390		2.2		22		1900		2315.1	J	ISCO System Activated 1/13/14
	7/23/2014	6.06	2.36	ND	ND	3.70	<20		<20		<20		<40		BRL		410		<20		980		28		140		380		1528		Intermittent ISCO Operations
	10/31/2014	6.06	2.03	ND	ND	4.03	17		22		<20		<40		39	J	7.5		<20		1200		6.5	J	31		3100		4337.5	J	April to September 2014
	2/12/2015	6.06	NM	NM	NM	NM	NS		NS		NS		NS		NS		NS		NM		NS		NS		NS		NS		NS		ISCO off Sept-14 to 3/23/15
	4/23/2015	6.06	1.60	ND	ND	4.46	<20		5.2	DJ	<20		<40		5	DJ	290		<20		1100	D	85	D	120	D	240	D	1545		
	7/29/2015	6.06	2.60	ND	ND	3.46	4.8		0.99	J	<2.0		<4.0		6	J	52		0.7	J	250	D	7.4		8.4		820	D	1086.5	J	ISCO off 7/17 to 8/27/15
	10/1/2015	6.06	1.90	ND	ND	4.16	<2.0		<2.0		<2.0		<4.0		BRL		200	B	<2.0		270	D	29		24	D	17		340		
	2/4/2016	6.06	10.00	ND	ND	-3.94	1.5	J	<2.0		<2.0		<4.0		1.5	J	12		0.58	J	1900	D	31		890	D	11		2832.6	DJ	
	4/11/2016	6.06	1.95	ND	ND	4.11	5.1		4.4		<2.0		<4.0		9.5		1.8	J	3.2		1300	D	7.5		24		1100	D	2434.7	D	
	7/30/2016	6.06	1.13	ND	ND	4.93	2.3		1.8	J	<2.0		<6.0		4.1	J	0.70	J	<2.0		150		3		28		18		199.0		
	11/4/2016	6.06	2.88	ND	ND	3.18	4.0		1.4	J	<2.0		<6.0		5.4	J	1.7	J	<2.0		12		1.4	J	2.8		12		28.2	J	
	1/25/2017	6.06	0.50	ND	ND	5.56	<2.0		0.47	J	<2.0		<6.0		0.47	J	<2.0		<2.0		51		0.86	J	100		6.7		158.6	J	
	4/5/2017	6.06	0.50	ND	ND	5.56	<2.0	U	<2.0	U	<2.0	U	<6.0	U	BRL		<2.0	U	<2.0	U	8.5		0.41	J	22		<2.0	U	30.91	J	
	7/26/2017	6.06	2.75	ND	ND	3.31	6.4		5.2		0.76	J	1.5		13.86	J	2.5		<1.0		128		4.1		5.8		30.4		168.3		
	11/29/2017	6.06	2.32	ND	ND	3.74	7.6		1.3		0.38	J	1.1		10.38	J	13.3		1.1		1280		9.1		7.8		224		1520.9		
	3/28/2018	6.06	2.64	ND	ND	3.42	4.3		<2.5	U	<2.5	U	1.2	J	5.5	J	5.8		0.39	J	22		0.89	J	17		31		71.28	J	
	6/21/2018	6.06	2.12	ND	ND	3.94	6.1		<12	U	<12	U	<12	U	6.1		40		<2.5	U	96		<12	U	2.1	J	560		598	J	
	9/21/2018	6.06	3.50	ND	ND	2.56	5.60		1.3	J	<2.5	U	0.75	J	7.65	J	9.2		<2.5	U	34		0.94	J	9.3		75		128	J	
	12/18/2018	6.06	1.48	ND	ND	4.58	0.85		<2.5	U	<2.5	U	<2.5	U	0.85		2.5		<0.5	U	77		1.0	J	49		8.6		138	J	
	3/25/2019	6.06	1.75	ND	ND	4.31	2.30		<2.5	U	<2.5	U	0.72	J	3.02	J	5.8		<0.5	U	10		<2.5	U	9.8		35		96		

Table 1
Monitoring Well Gauging and Groundwater Analytical Data
Former Commander Terminal
Oyster Bay, New York
June 26, 2009 - March 26, 2019

Sample ID (Screen Interval)	Date	Top of Casing Elevation	Depth to Water (feet)	Depth to Hydro-carbon (feet)	Hydro-carbon Thickness (feet)	Corrected GW Elevation (feet)	Benzene	Toluene	Ethyl-benzene	Total Xylenes	Total BTEX	Methyl tertiary-butyl ether	1,1-Dichloro-ethene**	cis-1,2-Dichloro-ethene	trans-1,2-Dichloro-ethene	Trichloro-ethene	Vinyl chloride	Total CVOCs	Comments
NYSDEC Standards		**N/A**	**N/A**	**N/A**	**N/A**	**N/A**	**1**	**5**	**5**	**5**	**NA**	**~**	**0.6**	**5**	**5**	**5**	**2**	**NA**	**~**
NYSDEC Guidance Values		**N/A**	**N/A**	**N/A**	**N/A**	**N/A**	**~**	**~**	**~**	**~**	**~**	**10**	**~**	**~**	**~**	**~**	**~**	**~**	**~**
MW-22 (1-7)	1/31/2011	7.72	2.48	ND	ND	5.24	72	60	4.2	8.6	145 J	35 C	<1.0	18	<1.0	<1.0	1500	1518	
	4/29/2011	7.72	2.44	ND	ND	5.28	130	68	9.6	19	227 J	44 C	0.7 J	960	1.9	<1.0	3100	4061.9 J	
	7/7/2011	7.72	2.55	ND	ND	5.17	270	200	21 C	47	538 J	120	7.0	3600	8.4	<1.0	13000	16608.4	
	10/6/2011	7.72	2.39	ND	ND	5.33	140	95	12	24.6	272 J	65	<1.0	240	1.7	<1.0	2700	2941.7	
	1/11/2012	7.72	2.48	ND	ND	5.24	110	100	13	26.1	249 J	82	2.5	720	1.4	48	8600	9369.4	
	4/4/2012	7.72	2.46	ND	ND	5.26	78	97	10	24	209 J	37	14	8200	28	3.9	5400	13631.9	
	7/25/2012	7.72	2.47	ND	ND	5.25	170	140	28	53	391 J	130	12.0	2000	11	0.54 J	12000	14011.5 J	
	12/20/2012	7.72	2.45	ND	ND	5.27	190	200	31	58	479 J	83 C	2.1	720	1.5 J	2.3	6800	7523.8 J	
	3/28/2013	7.72	2.40	ND	ND	5.32	84	84	18	33	219 J	12 C	19	3200	22	0.59 J	5800	9022.6 J	
	6/21/2013	7.72	2.80	ND	ND	4.92	97	100	15	27.8	240 J	31 C	8.1	3300	5.5	7.6	13000	16313.1	
	9/19/2013	7.72	3.00	ND	ND	4.72	130	380	40	89	639 J	56	1.7 J	820	1.8 J	<0.5	7900	8721.8 J	
	12/4/2013	7.72	2.92	ND	ND	4.80	110	300	25	59	494 J	39	1.6 J	73	<0.5	2.5	1000	1075.5 J	
	2/25/2014	7.72	2.32	ND	ND	5.40	12	10	0.93 J	2.8 J	26 J	100	1.2 J	670	8.1	190	380	1248.1 J	ISCO System Activated 1/13/14
	7/23/2014	7.72	2.98	ND	ND	4.74	22	22	2.6	5.6 J	52 J	130	3.3	2000	10	71	1700	3781.0	Intermittent ISCO Operations
	10/31/2014	7.72	2.75	ND	ND	4.97	15	3.1	0.7 J	1.2	20 J	11	<2.0	11	<2.0	<2.0	71	82	April to September 2014
	2/12/2015	7.72	NM	NM	NM	NM	NS	NS	NS	NS	NS	NS	NM	NS	NS	NS	NS	NS	ISCO off Sept-14 to 3/23/15
	4/23/2015	7.72	2.71	ND	ND	5.01	25	9.5	2.2	3.2	40	25	0.57 J	100	<2.0	<2.0	850 D	950.0 J	
	7/29/2015	7.72	3.10	ND	ND	4.62	17	4.8	<2.0	0.87	23	27	<2.0	9.4	<2.0	<2.0	94	103.4	ISCO off 7/17 to 8/27/15
	10/1/2015	7.72	2.80	ND	ND	4.92	12	1.7 J	0.74 J	1.2 J	15.6 J	12	<2.0	8	<2.0	<2.0	84	92.0	
	2/4/2016	7.72	2.30	ND	ND	5.42	12	2.6	<2.0	0.91 J	15.5 J	8.7	0.51 J	72	1.5 J	9.1	170 D	252.6 DJ	
	4/11/2016	7.72	2.82	ND	ND	4.90	7.2	1.2 J	<2.0	<4.0	8.4 J	2.0 J	<2.0	7.6	<2.0	<2.0	16	23.6	
	7/30/2016	7.72	2.78	ND	ND	4.94	12	1.8 J	0.54 J	<6.0	14.34 J	3.2	<2.0	130	0.92 J	2.4	57	190.3	
	11/4/2016	7.72	3.00	ND	ND	4.72	17	3.2	0.60 J	1.8 J	22.6 J	10	<2.0	4.1	<2.0	<2.0	<2.0	4.1	
	1/25/2017	7.72	2.59	ND	ND	5.13	11	1.0 J	<2.0	<6.0	12.0 J	1.3 J	<2.0	5.9	<2.0	<2.0	23	28.9	
	4/5/2017	7.72	2.70	ND	ND	5.02	11	1.1 J	0.27 J	0.83 J	13.2 J	1.3 J	<2.0 U	7.0	<2.0 U	<2.0 U	32	39 DJ	
	7/26/2017	7.72	3.30	ND	ND	4.42	79	108	9.7	22.8	219.5	70.2	<5.0	353	<5.0	<5.0	1390	1743	
	11/29/2017	7.72	3.00	ND	ND	4.72	107	202	24.1	61.5	394.6	148	<1.0	1.3	<1.0	<1.0	3.9	5.2	
	3/28/2018	7.72	2.91	ND	ND	4.81	65	170	18	45	233	110	<2.5 U	750	<12 U	<2.5 U	3200	3200	
	6/21/2018	7.72	2.82	ND	ND	4.90	82	240	26	74	422	72	0.99 J	630	<10 U	<2 U	2400	3031 J	
	9/21/2018	7.72	3.50	ND	ND	4.22	85	190	26	66	367	78	2.2 J	2.2 J	<'6.2 U	<1.2 U	7.6	90 J	
	12/18/2018	7.72	2.78	ND	ND	4.94	58	120	13 J	33 J	224 J	52	<5.0 U	250	<25 U	<5.0 U	1600	1902	
	3/25/2019	7.72	2.78	ND	ND	4.94	59	120	19	49	247	80	1.0 J	780	<12 U	<2.5 U	3000	3861 J	

Table 1
Monitoring Well Gauging and Groundwater Analytical Data
Former Commander Terminal
Oyster Bay, New York
June 26, 2009 - March 26, 2019

Sample ID (Screen Interval)	Date	Top of Casing Elevation	Depth to Water (feet)	Depth to Hydro-carbon (feet)	Hydro-carbon Thickness (feet)	Corrected GW Elevation (feet)	Benzene		Toluene		Ethyl-benzene		Total Xylenes		Total BTEX		Methyl tertiary-butyl ether		1,1-Dichloro-ethene**		cis-1,2-Dichloro-ethene		trans-1,2-Dichloro-ethene		Trichloro-ethene		Vinyl chloride		Total CVOCs		Comments
NYSDEC Standards		**N/A**	**N/A**	**N/A**	**N/A**	**N/A**	**1**		**5**		**5**		**5**		**NA**		**~**		**0.6**		**5**		**5**		**5**		**2**		**NA**		**~**
NYSDEC Guidance Values		**N/A**	**N/A**	**N/A**	**N/A**	**N/A**	**~**		**~**		**~**		**~**		**~**		**10**		**~**		**~**		**~**		**~**		**~**		**~**		**~**
MW-23M (13-18)	4/15/2011	7.51	3.67	ND	ND	3.84	33		120		15		67		235	J	38		19		24000		84		32000		2200		58303		
	7/7/2011	7.51	4.15	ND	ND	3.36	55		130		<50		53	J	238	J	<50		<50		40000		<50		41000		4800		85800		
	10/6/2011	7.51	3.62	ND	ND	3.89	44		130		<50		<100		174	J	100		25	J	34000		55		34000		4600		72680	J	
	1/11/2012	7.51	2.80	ND	ND	4.71	46		130		23		93		292	J	70		40		42000		130		30000		7100		79270		
	4/4/2012	7.41	2.70	ND	ND	4.71	35		84		11		41		171	J	71		26		33000		150		32		3700		36908		
	7/25/2012	7.51	5.20	ND	ND	2.31	47		88		12		35		182	J	100		190		27000		200		49		5400		32839		
	12/20/2012	7.51	3.82	ND	ND	3.69	10		19		2.8		9.5		41	J	14	C	5.8		6800	C	34		4.1		2000		8844		
	3/28/2013	7.51	4.68	ND	ND	2.83	42	J	110		<100		<100		152	J	63	J	41	J	25000		150		1500		5800		32491	J	
	6/21/2013	7.51	3.00	ND	ND	4.51	<100		38	J	<100		<100		38	J	<100		<100		12000		<100		3500		2600		18100		
	9/19/2013	7.51	3.80	ND	ND	3.71	<25		56	J	<25		<75		56	J	46	J	<25		28000		58	J	<25		7000		35000	J	
	12/4/2013	7.51	2.95	ND	ND	4.56	<25		52	JB	<25		<50		52	J	<25		<25		13000		<25		820		3200		17020		ISCO System Activated 1/13/14
	7/23/2014	7.51	3.86	ND	ND	3.65	<20		<20		<20		<40		BRL		11	J	<20		310		<20		220		31		561		Intermittent ISCO Operations
	10/31/2014	7.51	3.58	ND	ND	3.93	52		180		21		52	J	305	J	31		24		54000		130		73		14000		68227		April to September 2014
	2/12/2015	7.51	NM	NM	NM	NM	NS		NS		NS		NS		NS		NS		NM		NS		NS		NS		NS		NS		ISCO off Sept-14 to 3/23/15
	4/23/2015	7.51	5.20	ND	ND	2.31	32	D	130	D	28	D	72	D	262	D	37	D	22	D	34000		190	D	1200	D	7500	D	42912		
	7/29/2015	7.51	3.40	ND	ND	4.11	24	D	63	D	18	DJ	42	DJ	147	DJ	16	DJ	18	J	28000	D	96	D	810	D	5200	D	34124	J	ISCO off 7/17 to 8/27/15
	10/1/2015	7.51	4.95	ND	ND	2.56	9.5	DJ	8.1	DJ	<20	J	<40	J	17.6	DJ	15	DJ	<20		11000	D	110	D	5300	D	610	D	17020		
	2/4/2016	7.51	3.75	ND	ND	3.76	<20		<20		<20		<40		BRL		9.6	DJ	<20		1800	D	18	DJ	520	D	110	D	2448	DJ	
	4/112016	7.51	5.11	ND	ND	2.40	11	DJ	28	D	8.0	DJ	16	DJ	63	DJ	8.2	DJ	11	DJ	25000	D	63	D	110	D	2800	D	27984	DJ	
	7/30/2016	7.51	4.68	ND	ND	2.83	9.8	DJ	27	D	8.8	DJ	18	DJ	63.6	DJ	<20		11	DJ	21000	D	60	D	220	D	3800	D	25091	DJ	
	11/4/2016	7.51	5.48	ND	ND	2.03	19	DJ	52	D	19	DJ	39	DJ	129	DJ	12	DJ	23	D	24000	D	110	D	<20		9700	D	33833	D	
	1/25/2017	7.51	2.90	ND	ND	4.61	13	DJ	28	D	4.4	DJ	10	DJ	55.4	DJ	7.0	DJ	13	DJ	23000	D	52	D	200	D	3800	D	27065	DJ	
	4/5/2017	7.51	2.70	ND	ND	4.81	17	DJ	29	D	4.0	DJ	8.3	DJ	58.3	DJ	13	DJ	14	DJ	46000	D	270	D	460	D	5300	D	52044	DJ	
	7/26/2017	7.51	3.92	ND	ND	3.59	<100		77.8	J	<200		<200		77.8	J	<200		<200		74000		242		<200		15100		89342		
	11/29/2017	7.51	4.00	ND	ND	3.51	106	J	214	J	<500		<500		320	J	<500		<500		245000		726		225	J	24500		280451	J	
	3/28/2018	7.51	2.64	ND	ND	4.87	<500	U	<2500	U	<2500	U	<2500	U	BRL		<2500	U	<500	U	90000		<2500	U	<500	U	15000		45000		
	6/21/2018	7.51	4.50	ND	ND	3.01	<250	U	<1200	U	<1200	U	<1200	U	BRL		<1200	U	<250	U	33000		<1200	U	<250	U	4500		37500		
	9/21/2018	7.51	3.02	ND	ND	4.49	<500	U	<2500	U	<2500	U	<2500	U	BRL		<2500	U	<2500	U	93000		<2500	U	<500	U	25000		118000		
	12/18/2018	7.51	3.80	ND	ND	3.71	<250	U	<1200	U	<1200	U	<1200	U	BRL		<1200	U	<250	U	57000		<1200	U	<250	U	16000		73000		
	3/25/2019	7.51	6.73	ND	ND	0.78	<500	U	<2500	U	<2500	U	<2500	U	BRL		<2500	U	<500	U	100000		<2500	U	<500	U	29000		129000		

Table 1
Monitoring Well Gauging and Groundwater Analytical Data
Former Commander Terminal
Oyster Bay, New York
June 26, 2009 - March 26, 2019

Sample ID (Screen Interval)	Date	Top of Casing Elevation	Depth to Water (feet)	Depth to Hydro-carbon (feet)	Hydro-carbon Thickness (feet)	Corrected GW Elevation (feet)	Benzene		Toluene		Ethyl-benzene		Total Xylenes		Total BTEX		Methyl tertiary-butyl ether		1,1-Dichloro-ethene**		cis-1,2-Dichloro-ethene		trans-1,2-Dichloro-ethene		Trichloro-ethene		Vinyl chloride		Total CVOCs		Comments
NYSDEC Standards		**N/A**	**N/A**	**N/A**	**N/A**	**N/A**	**1**		**5**		**5**		**5**		**NA**		**~**		**0.6**		**5**		**5**		**5**		**2**		**NA**		**~**
NYSDEC Guidance Values		**N/A**	**N/A**	**N/A**	**N/A**	**N/A**	**~**		**~**		**~**		**~**		**~**		**10**		**~**		**~**		**~**		**~**		**~**		**~**		**~**
MW-23D (17-19)	4/15/2011	7.36	3.50	ND	ND	3.86	3.5		11		2.4		8.6		26	J	4.6		1.5		2000		4.4		610		170		2785.9		
	7/7/2011	7.36	4.03	ND	ND	3.33	17		28		4		13.8		49	J	33		11		13000		51		1800		1300		16162		
	10/6/2011	7.36	3.51	ND	ND	3.85	25		41		5.4		17.4		89	J	36		18		26000		92		65		2500		28675		
	1/11/2012	7.36	3.00	ND	ND	4.36	51		120		14		48		233	J	69		42		36000		150		850		5300		42342		
	7/25/2012	7.36	5.60	ND	ND	1.76	10		29		3.4		10.4		53	J	22		33		5400		34		1100		2000		8567		
	12/20/2012	7.36	4.18	ND	ND	3.18	74		210		39		145		468	J	85	C	66		46000	C	120		30000		6600		82786		
	3/28/2013	7.36	4.60	ND	ND	2.76	30	J	160		<100		98		288	J	54	J	<100		26000		130		19000		5600		50730		
	6/21/2013	7.36	3.18	ND	ND	4.18	29	J	76	J	<100		<100		105	J	84	JBC	<100		26000		46	J	16000		2600		44646	J	
	9/19/2013	7.36	3.75	ND	ND	3.61	<25		<25		<25		<75		BRL		<25		<25		12000		40		<25		1800		13840		
	12/4/2013	7.36	3.00	ND	ND	4.36	<25		64	B	<25		<50		64	J	33	J	<25		54000		50	J	6600		3200		63850	J	
	2/25/2014	7.36	3.96	ND	ND	3.40	0.57	J	2.3		0.67		2.2	J	6	J	14		1.2	J	950		3.7		420		120		1494.9	J	ISCO System Activated 1/13/14
	7/23/2014	7.36	3.90	ND	ND	3.46	<20		15	J	5.3	J	23.1	J	43	J	8.9	J	<20		2300		6.2	J	4900		80		7286.2	J	Intermittent ISCO Operations
	10/31/2014	7.36	3.34	ND	ND	4.02	36		120		11	J	30	J	197	J	22		17	J	37000		92		140		10000		47249	J	April to September 2014
	2/12/2015	7.36	NM	NM	NM	NM	NS		NS		NS		NS		NS		NS		NM		NS		NS		NS		NS		NS		ISCO off Sept-14 to 3/23/15
	4/23/2015	7.36	5.22	ND	ND	2.14	35	D	130	D	30	D	55	D	250	D	21	D	23	D	39000	D	160	D	910	D	7600	D	47693		
	7/29/2015	7.36	3.32	ND	ND	4.04	34	D	93	D	31	D	71	D	229	D	28	D	<20		41000	D	140	D	23	D	8300	D	49463		ISCO off 7/17 to 8/27/15
	10/1/2015	7.36	4.80	ND	ND	2.56	10		<5		<5		<10		10		46		<5		14000		200		2500		50		16750		
	2/4/2016	7.36	3.65	ND	ND	3.71	1.1	J	3.5		1.6	J	4.3	J	10.5	J	9.1		0.67	J	2500	D	12		810	D	120		3442.7	DJ	
	4/11/2016	7.36	5.12	ND	ND	2.24	20		45		14		32		111		13		17		37000	D	150		470	D	4400	D	42037	D	
	7/30/2016	7.36	4.58	ND	ND	2.78	17		47		13		27		104		8.0		<2.0		39000	D	110		62		8000	D	47172		
	11/4/2016	7.36	5.32	ND	ND	2.04	12		35		13		28		88		6.7		14		18000	D	130		<2.0		7700	D	25844	D	
	1/25/2017	7.36	2.60	ND	ND	4.76	9.9		18		5.3		11		44.2		27		8.8		19000	D	95		8.8		5200	D	24312.6	D	
	4/5/2017	7.36	3.10	ND	ND	4.26	9.7	DJ	11	DJ	<20	DU	<60	DU	20.7	DJ	19	DJ	4.9	DJ	14000	D	120	D	19	DJ	4500	D	18643.9	DJ	
	7/26/2017	7.36	3.50	ND	ND	3.86	<25		<50		<50		<50		BRL		43.3	J	<50		11100		66.9		40.0	J	2300		13506.9	J	
	11/29/2017	7.36	4.82	ND	ND	2.54	<50		<100		<100		<100		BRL		39.3	J	<100		27000		201		150		3370		30721	J	
	3/28/2018	7.36	2.64	ND	ND	4.72	<2	U	<10	U	<10	U	<10	U	BRL		<10	U	<2	U	380		<10	U	<2	U	90		470		
	6/21/2018	7.36	4.55	ND	ND	2.81	<5	U	<25	U	<25	U	<25	U	BRL		<25	U	<5	U	1200		9.4	J	<5	U	250		1459	J	
	9/21/2018	7.36	2.93	ND	ND	4.43	<50	U	<250	U	<250	U	<250	U	BRL		<250	U	<250	U	11000		82	J	<50	U	2200		13282	J	
	12/18/2018	7.36	3.76	ND	ND	3.60	<50	U	<250	U	<250	U	<250	U	BRL		<250	U	<50	U	8100		<250	U	<50	U	2400		10500	J	
	3/25/2019	7.36	5.70	ND	ND	1.66	<50	U	<250	U	<250	U	<250	U	BRL		<250	U	<50	U	12000		<250	U	<50	U	13000		25000	J	

Table 1
Monitoring Well Gauging and Groundwater Analytical Data
Former Commander Terminal
Oyster Bay, New York
June 26, 2009 - March 26, 2019

Sample ID (Screen Interval)	Date	Top of Casing Elevation	Depth to Water (feet)	Depth to Hydro-carbon (feet)	Hydro-carbon Thickness (feet)	Corrected GW Elevation (feet)	Benzene		Toluene		Ethyl-benzene		Total Xylenes		Total BTEX		Methyl tertiary-butyl ether		1,1-Dichloro-ethene**		cis-1,2-Dichloro-ethene		trans-1,2-Dichloro-ethene		Trichloro-ethene		Vinyl chloride		Total CVOCs		Comments
NYSDEC Standards		**N/A**	**N/A**	**N/A**	**N/A**	**N/A**	**1**		**5**		**5**		**5**		**NA**		**~**		**0.6**		**5**		**5**		**5**		**2**		**NA**		**~**
NYSDEC Guidance Values		**N/A**	**N/A**	**N/A**	**N/A**	**N/A**	**~**		**~**		**~**		**~**		**~**		**10**		**~**		**~**		**~**		**~**		**~**		**~**		**~**
MW-24 (17-22)	4/15/2011*	6.75	4.40	ND	ND	2.35	1.8		<1.0		<1.0		<0.5		2	J	2.8		<1.0		120		0.5	J	3.5		57		181.0		
	7/7/2011	6.75	5.24	ND	ND	1.51	1.2		<1.0		<1.0		<0.5		1	J	1.6		2.2		1100		3.5		67		150		1322.7		
	10/6/2012	6.75	1.74	ND	ND	5.01	0.54	J	<1.0		<1.0		<0.5		1	J	<1.0		<1.0		77		<1.0		<1.0		13		90		
	1/11/2012	6.75	2.90	ND	ND	3.85	<1.0		<1.0		<1.0		<0.5		BRL		1.1		<1.0		160		<1.0		<1.0		60		220		
	4/4/2012	7.62	2.80	ND	ND	4.82	14		42		7.3		34		97	J	46		8.3	J	20000		43		6100		2800		28951.3		
	7/25/2012	6.75	4.35	ND	ND	2.40	0.83	J	<1.0		<1.0		<0.5		1	J	<1.0		<1.0		17		<1.0		<1.0		6		23		
	12/20/2012	6.75	4.60	ND	ND	2.15	0.42	J	<0.5		<0.5		<4.0		BRL		1	J	0.64	J	490	C	1.6	J	0.32	J	56		548.6	J	
	3/28/2013	6.75	2.62	ND	ND	4.13	<0.5		<0.5		<0.5		<0.5		BRL		0.67	JC	<0.5		39		<0.5		<0.5		20		59		
	6/21/2013	6.75	4.63	ND	ND	2.12	<0.5		<0.5		<0.5		<0.5		BRL		<0.5		<0.5		65		1.3	J	1.1	J	9.7		77.1	J	
	9/19/2013	6.75	5.04	ND	ND	1.71	290		12		53		10.92	J	366	J	24		<0.5		<0.5		<0.5		<0.5		<0.5		BRL		
	12/4/2013	6.75	2.90	ND	ND	3.85	<0.5		0.92	JB	<0.5		<1		0.92	J	0.7	J	<0.5		200		0.7	J	<0.5		11	C	211.7	J	
	2/26/2014	6.75	2.62	ND	ND	4.13	<0.5		<0.5		<0.5		<1		BRL		0.87	J	<0.5		64		<0.5		<0.5		19		83		
	7/23/2014	6.75	3.75	ND	ND	3.00	<2.0		<2.0		<2.0		<4.0		BRL		<2.0		<2.0		98		100		<2.0		15		213		
	10/31/2014	6.75	3.40	ND	ND	3.35	<2.0		<2.0		<2.0		<4.0		BRL		1.5	J	2.5		1200		4.9		17		140		1364.4		
	2/12/2015	6.75	4.80	ND	ND	1.95	<2.0		<2.0		<2.0		<4.0		BRL		0.73	J	<2.0		70		<2.0		<2.0		24		94		
	4/23/2015	6.75	4.90	ND	ND	1.85	<2.0		<2.0		<2.0		<4.0		BRL		0.65	J	<2.0		16		<2.0		0.91	J	7.1		24.0	J	
	7/29/2015	6.75	4.40	ND	ND	2.35	0.61	J	<2.0		<2.0		<4.0		1	J	<2.0		<2.0		52		<2.0		1.5	J	15		68.5	J	
	10/1/2015	6.75	4.90	ND	ND	1.85	<2.0		<2.0		<2.0		<4.0		BRL		<2.0		<2.0		3.2		<2.0		0.75		<2.0		4.0		
	2/3/2016	6.75	5.10	ND	ND	1.65	<2.0		<2.0		<2.0		<4.0		BRL		1.5	J	0.54	J	350	D	2.3		<2.0		59		413.3	DJ	
	4/12/2016	6.75	3.20	ND	ND	3.55	<2.0		<2.0		<2.0		<4.0		BRL		0.50	J	<2.0		59		<2.0		<2.0		26		85.0		
	7/29/2016	6.75	6.03	ND	ND	0.72	<2.0		<2.0		<2.0		<6.0		BRL		<2.0		<2.0		67		0.52	J	0.7	J	<2.0		68.2	J	
	11/4/2016	6.75	3.59	ND	ND	3.16	<2.0		<2.0		<2.0		<6.0		BRL		<2.0		<2.0		46		0.46	J	2.4		<2.0		48.86	J	
	1/25/2017	6.75	2.43	ND	ND	4.32	1.1	J	0.32	J	<2.0		<6.0		1.42	J	1.0	J	1.4	J	980	D	4.3		25		150		1160.7	DJ	
	4/5/2017	6.75	3.58	ND	ND	3.17	0.3	J	<2.0	U	<2.0	U	<6.0	U	0.3	J	0.64	J	<2.0	U	150		18		3.0		21		192		
	7/27/2017	6.75	5.58	ND	ND	1.17	<0.50		<1.0		1.5		5.9		7.4		<1.0		<1.0		98.2		0.62	J	2.2		36.3		137.32	J	
	11/29/2017	6.75	5.70	ND	ND	1.05	<13		<25		<25		<25		BRL		<25		<25		4660		17.5	J	1690		378		6745.5	J	
	3/29/2018	6.75	3.30	ND	ND	3.45	0.35	J	<5	U	<5	U	<5	U	0.35	J	1.4	J	<1	U	230		<5		4.4		99		333.4		
	6/22/2018	6.75	3.00	ND	ND	3.75	0.65		<2.5	U	<2.5	U	<2.5	U	0.65		1.4	J	0.25	J	130		<2.5	U	6.3		43		180	J	
	9/21/2018	6.75	3.41	ND	ND	3.34	<12	U	<62	U	<62	U	<62	U	BRL		<62	U	<62	U	3500		<62	U	700		260		4460		
	12/18/2018	6.75	5.65	ND	ND	1.10	<12	U	<62	U	<62	U	<62	U	BRL		<62	U	<12	U	2400		<62	U	220		210		2830		
	3/25/2019	6.75	4.10	ND	ND	2.65	0.8	J	<12	U	<12	U	<12	U	0.8	J	<12	U	0.96	J	570		<12	U	2.4	J	79		652	J	

Table 1
Monitoring Well Gauging and Groundwater Analytical Data
Former Commander Terminal
Oyster Bay, New York
June 26, 2009 - March 26, 2019

Sample ID (Screen Interval)	Date	Top of Casing Elevation	Depth to Water (feet)	Depth to Hydro-carbon (feet)	Hydro-carbon Thickness (feet)	Corrected GW Elevation (feet)	Benzene		Toluene		Ethyl-benzene		Total Xylenes		Total BTEX		Methyl tertiary-butyl ether		1,1-Dichloro-ethene**		cis-1,2-Dichloro-ethene		trans-1,2-Dichloro-ethene		Trichloro-ethene		Vinyl chloride		Total CVOCs		Comments
NYSDEC Standards		**N/A**	**N/A**	**N/A**	**N/A**	**N/A**	**1**		**5**		**5**		**5**		**NA**		**~**		**0.6**		**5**		**5**		**5**		**2**		**NA**		**~**
NYSDEC Guidance Values		**N/A**	**N/A**	**N/A**	**N/A**	**N/A**	**~**		**~**		**~**		**~**		**~**		**10**		**~**		**~**		**~**		**~**		**~**		**~**		**~**
MW-25 (1.5-5.5)	1/11/2012	11.42	5.82	ND	ND	5.60	29		7.3		3.6		3.3		43	J	1.4		<1.0		32		<1.0		<1.0		90		122		
	4/4/2012	11.42	5.75	ND	ND	5.67	21		12		2.3		4.1		39	J	1.7		<1.0		110		<1.0		<1.0		66		176		
	7/25/2012	11.42	6.50	ND	ND	4.92	<1.0		3.7		2.2		1.62	J	8	J	4.2		<1.0		0.62	J	<1.0		<1.0		<1.0		0.6	J	
	12/20/2012	11.42	6.85	ND	ND	4.57	1.8	J	<0.5		<0.5		0.3	J	2	J	32		<0.5		0.56	J	<0.5		<0.5		<0.5		0.6	J	
	3/28/2013	11.42	5.96	ND	ND	5.46	1.8	J	<0.5		<0.5		<0.5		2	J	4.6	C	<0.5		<0.5		<0.5		<0.5		<0.5		BRL		
	6/21/2013	11.42	6.54	ND	ND	4.88	2.6		<0.5		<0.5		<0.5		3	J	24	C	<0.5		<0.5		<0.5		<0.5		<0.5		BRL		
	9/19/2013	11.42	6.48	ND	ND	4.94	2.9		<0.5		<0.5		<1.5		3	J	22		<0.5		<0.5		<0.5		<0.5		<0.5		BRL		
	12/5/2013	11.42	5.86	ND	ND	5.56	3.7		1.6	JB	<0.5		0.51	J	6	J	7.7		<0.5		300		0.53	J	23		31		354.5	J	
	2/25/2014	11.42	5.45	ND	ND	5.97	1.4	J	<0.5		0.5		<1		2	J	17		<0.5		<0.5		<0.5		<0.5		<0.5		BRL		
	7/23/2014	11.42	6.50	ND	ND	4.92	2.4		<2.0		<2.0		<4.0		2	J	30		<2.0		41		<2.0		14		3.1		58.1		
	10/31/2014	11.42	6.35	ND	ND	5.07	2	J	<2.0		<2.0		<4.0		2	J	17		<2.0		<2.0		<2.0		<2.0		<2.0		BRL		
	2/12/2015	11.42	NM	NM	NM	NM	NS		NS		NS		NS		BRL		NS		NM		NS		NS		NS		NS		BRL		
	4/23/2015	11.42	5.47	ND	ND	5.95	1.6	J	1		<2.0		<4.0		3	J	7.3		<2.0		270	D	1.3	J	160		28		459.3	J	
	7/29/2015	11.42	6.40	ND	ND	5.02	2		<2.0		<2.0		<4.0		2		17		<2.0		130		0.7	J	1.6	J	16		148.3	J	
	10/1/2015	11.42	6.22	ND	ND	5.20	<2.0		<2.0		<2.0		<4.0		BRL		1.1	J	<2.0		1.3	J	<2.0		1.1	J	<2.0		2.4	J	
	2/3/2016	11.42	6.20	ND	ND	5.22	1.7	J	<2.0		<2.0		<4.0		1.7	J	6.0		<2.0		15		<2.0		8.5		<2.0		23.5	J	
	4/12/2016	11.42	6.30	ND	ND	5.12	0.63	J	<2.0		<2.0		<4.0		0.63	J	0.93	J	<2.0		8.5		<2.0		5.1		<2.0		13.6		
	7/30/2016	11.42	6.10	ND	ND	5.32	4.5		0.68	J	<2.0		<6.0		5.18	J	1.4	J	<2.0		70		0.67	J	2.2		6.8		79.7		
	11/4/2016	11.42	6.69	ND	ND	4.73	2.1		<2.0		<2.0		1.5	J	3.6	J	5.5		<2.0		<2.0		<2.0		<2.0		<2.0		BRL		
	1/25/2017	11.42	5.95	ND	ND	5.47	1.4	J	0.33	J	<2.0		<6.0		1.73	J	2.7		<2.0		77		0.37	J	71		6.1		154.47	J	
	4/5/2017	11.42	6.80	ND	ND	4.62	1.1	J	<2.0	U	<2.0	U	<6.0	U	1.1	J	2.4		<2.0	U	100		0.64	J	0.43	J	8.5		109.6	J	
	7/27/2017	11.42	6.32	ND	ND	5.10	3.7		<1.0		<1.0		0.26	J	3.96	J	10.1		<1.0		1.6		<1.0		0.50 J	J	<1.0		2.1	J	
	11/29/2017	11.42	6.50	ND	ND	4.92	4.3		0.41	J	0.27	J	1		5.98	J	14.4		<1.0		174		0.51	J	7.2		22.8		204.51	J	
	3/29/2018	11.42	6.88	ND	ND	4.54	3.8		<2.5	U	<2.5	U	<2.5	U	3.8		3.9		<0.5	U	2.1	J	<2.5	U	2		0.26	J	4.36	J	
	6/22/2018	11.42	6.72	ND	ND	4.70	3.6		<2.5	U	<2.5	U	<2.5	U	3.6		15		<0.5	U	<2.5	U	<2.5	U	<0.5	U	0.23	J	0.23	J	
	9/26/2018	11.42	1.30	ND	ND	10.12	5.2		<2.5	U	<2.5	U	<2.5	U	5.2		11		<2.5	U	99		<2.5	U	55		5.6		170.6		
	12/19/2018	11.42	3.65	ND	ND	7.77	3.4		<12	U	<12	U	<12	U	3.4		9.1	J	<2.5	U	76		<12	U	250		5.8		340.90	J	
	3/26/2019	11.42	6.64	ND	ND	4.78	2.0		0.86	J	<2.5	U	2.4	J	5.26	J	2.8		<0.5	U	100		<2.5	U	340		5.3		448.10		
MW-26 (1.5-6)	1/11/2012	11.75	6.04	ND	ND	5.71	2.1		<1.0		<1.0		<0.5		2	J	37		<1.0		<1.0		<1.0		<1.0		<1.0		BRL		
	4/4/2012	11.75	5.98	ND	ND	5.77	2.4		<1.0		<1.0		<0.5		2	J	27		<1.0		<1.0		<1.0		<1.0		<1.0		BRL		
	7/25/2012	11.75	6.30	ND	ND	5.45	1.6		<1.0		<1.0		<0.5		2	J	42		<1.0		<1.0		<1.0		<1.0		<1.0		BRL		
	12/20/2012	11.75	6.04	ND	ND	5.71	12		J	J	1.2	J	0.46	J	14	J	6.5		<0.5		4.8		<0.5		<0.5		9.5		14.3		
	3/28/2013	11.75	5.88	ND	ND	5.87	11		7.5		1.9	J	2.8	J	23	J	4.1	C	<0.5		69		1	J	<0.5		75		145	J	
	6/21/2013	11.75	6.54	ND	ND	5.21	9.8		1.6	J	0.85	J	<0.5		12	J	4.7	C	<0.5		2.2		<0.5		<0.5		0.85	J	3.1		
	9/19/2013	11.75	6.44	ND	ND	5.31	11		0.97	J	1	J	<1.5		13	J	6.8		<0.5		<0.5		<0.5		<0.5		<0.5		BRL		
	12/5/2013	11.75	5.82	ND	ND	5.93	8.8		4.2	B	1	J	2.25	J	16	J	3.6		0.71	J	<0.5		2.2		80		260		342.2	J	
	2/25/2014	11.75	6.30	ND	ND	5.45	3.4		0.84	J	0.52	J	<1		5	J	<0.5		<0.5		23		<0.5		0.7	J	20		43.7	J	
	7/23/2014	11.75	6.31	ND	ND	5.44	8		1.8	J	0.74	J	0.66	J	11	J	2.8		<2.0		350		1.9		280		34		665.9		
	10/31/2014	11.75	6.45	ND	ND	5.30	11		<2.0		1.1	J	0.58	J	13	J	3.8		<2.0		2.7		<2.0		<2.0		<2.0		2.7		
	2/12/2015	11.75	NM	NM	NM	NM	NS		NS		NS		NS		NS		NS		NM		NS		NS		NS		NS		NS		
	4/23/2015	11.75	6.10	ND	ND	5.65	5.6		4.4		1.6		4.5		16		0.62	J	0.92	J	1100		4.9		880		120		2104.9	J	
	7/29/2015	11.75	7.00	ND	ND	4.75	6.9		1.4	J	0.52	J	0.51	J	9	J	4.6		<2.0		360	D	1.7	J	180	D	11		552.7	J	
	10/1/2015	11.75	6.50	ND	ND	5.25	5.1		0.72	J	<2.0		<4.0		5.82	J	0.65	J	<2.0		6.3		<2.0		4.6		<2.0		10.9		
	2/3/2016	11.75	6.30	ND	ND	5.45	4.5		1.4	J	<2.0		<4.0		5.9	J	<2.0		<2.0		26		<2.0		15		<2.0		41.0		
	4/12/2016	11.75	6.30	ND	ND	5.45	3.4		0.8	J	<2.0		<4.0		4.2	J	<2.0		<2.0		62.0		<2.0		24.0		5.1		67.1		
	7/30/2016	11.75	7.00	ND	ND	4.75	5.4		0.73	J	<2.0		<6.0		6.13	J	0.78	J	<2.0		71		0.67	J	2	J	6.6		80.3		
	11/4/2016	11.75	6.75	ND	ND	5.00	5.1		0.42	J	<2.0		<6.0		5.52	J	1.8	J	<2.0		0.32	J	<2.0		<2.0		<2.0		0.3	J	
	1/25/2017	11.75	6.18	ND	ND	5.57	3.1		0.58	J	<2.0		<6.0		3.68	J	1.2	J	<2.0		210	D	0.83	J	<2.0		34		244.8	DJ	
	4/5/2017	11.75	6.15	ND	ND	5.60	0.93	J	<2.0	U	<2.0	U	<6.0	U	0.93	J	<2.0	U	<2.0	U	33		<2.0	U	11		3.7		47.7		
	7/27/2017	11.75	6.84	ND	ND	4.91	14.5		0.92	J	<1.0		0.42	J	15.84	J	3.9		<1.0		7.8		<1.0		1.7		0.74	J	10.24	J	
	11/29/2017	11.75	6.90	ND	ND	4.85	11		0.84	J	0.23	J	0.47	J	12.54	J	7		<1.0		6.8		<1.0		<1.0		0.65	J	7.45	J	
	3/29/2018	11.75	7.25	ND	ND	4.50	4.9		<2.5	U	<2.5	U	<2.5	U	4.9		2.6		<0.5	U	38		<2.5	U	31		1.9		70.9		
	6/22/2018	11.75	6.82	ND	ND	4.93	7.4		<5	U	<5	U	<5	U	7.4		3.4	J	<1	U	4.1	J	<5	U	0.42	J	0.32	J	4.8	J	
	9/26/2018	11.75	2.50	ND	ND	9.25	9.5		<2.5	U	<2.5	U	<2.5	U	9.5		7		<2.5	U	35		<2.5	U	2.3		7.7		52.0		

Table 1
Monitoring Well Gauging and Groundwater Analytical Data
Former Commander Terminal
Oyster Bay, New York
June 26, 2009 - March 26, 2019

Sample ID (Screen Interval)	Date	Top of Casing Elevation	Depth to Water (feet)	Depth to Hydro-carbon (feet)	Hydro-carbon Thickness (feet)	Corrected GW Elevation (feet)	Benzene		Toluene		Ethyl-benzene		Total Xylenes		Total BTEX		Methyl tertiary-butyl ether		1,1-Dichloro-ethene**		cis-1,2-Dichloro-ethene		trans-1,2-Dichloro-ethene		Trichloro-ethene		Vinyl chloride		Total CVOCs		Comments
NYSDEC Standards		**N/A**	**N/A**	**N/A**	**N/A**	**N/A**	**1**		**5**		**5**		**5**		**NA**		**~**		**0.6**		**5**		**5**		**5**		**2**		**NA**		**~**
NYSDEC Guidance Values		**N/A**	**N/A**	**N/A**	**N/A**	**N/A**	**~**		**~**		**~**		**~**		**~**		**10**		**~**		**~**		**~**		**~**		**~**		**~**		**~**
MW-26	12/19/2018	11.75	6.53	ND	ND	5.22	9.2		<12	U	<12	U	<12	U	9.2		12		<2.5	U	<12	U	<12	U	<2.5	U	<5.0	U	12.0		
(1.5-6)	3/26/2019	11.75	6.80	ND	ND	4.95	5.3		0.71	J	0.79	J	1.1	J	7.9	J	4.4		<0.5	U	180		<2.5	U	10		19		213.4		
	1/11/2012	7.82	2.05	ND	ND	5.77	1.5		3.6		1.6		2.74	J	9	J	<1.0		0.64	J	350		2		9.2		62		423.2	J	
	4/4/2012	7.82	2.06	ND	ND	5.76	39		81		36		56		212	J	6.6		15		9200		88		<1.0		2400		11688		
	7/25/2012	7.82	2.10	ND	ND	5.72	65		130		49		83		327	J	34		200		17000		190		58		3300		20548		
	12/20/2012	7.82	2.09	ND	ND	5.73	62		110		37		64		273	J	14	C	21		14000		110		32		4400		18542		
	3/28/2013	7.82	2.03	ND	ND	5.79	34		66		31		54		185	J	12	C	11		6200		83		7.5		1700		7990.5		
	6/21/2013	7.82	2.05	ND	ND	5.77	54		110		46		80		290	J	20	C	17		21000		99		<0.5		4000		25099		
	9/19/2013	7.82	2.18	ND	ND	5.64	0.58	J	2.4		2.3		4.2	J	9	J	<0.5		<0.5		16		0.8	J	<0.5		16		32.8	J	
	12/5/2013	7.82	2.12	ND	ND	5.70	11		25	B	11		19.1		66	J	9.4		1.5	J	6800		20		1.4	J	6000		12821.4	J	
	2/25/2014	7.82	2.22	ND	ND	5.60	39		64		27		40		170	J	14		10		25000		110		11		5300		30421		ISCO System Activated 1/13/14
	7/23/2014	7.82	2.30	ND	ND	5.52	7.1	J	27		16	J	18	J	68	J	<20		<20		2600		14	J	24		610		3248	J	Intermittent ISCO Operations
	10/31/2014	7.82	2.38	ND	ND	5.44	0.53	J	1.9	J	2.3		4.1	J	9	J	<2.0		<2.0		32		1.1	J	2.8		31		66.9	J	April to September 2014
	2/12/2015	7.82	2.30	ND	ND	5.52	<2.0		<2.0		<2.0		<4.0		BRL		<2.0		<2.0		13		<2.0		3.7		<2.0		16.7		ISCO off Sept-14 to 3/23/15
	4/23/2015	7.82	2.45	ND	ND	5.37	2.2		1.5		<2.0		<4.0		4		0.5		<2.0		470		3		3.3		490		966.3		
MW-27	7/29/2015	7.82	2.60	ND	ND	5.22	<2.0		0.61	J	<2.0		<4.0		1	J	<2.0		<2.0		5.6		0.61	J	0.72	J	5.5		12.4	J	ISCO off 7/17 to 8/27/15
(1-8)	10/1/2015	7.82	2.40	ND	ND	5.42	<2.0		<2.0		<2.0		<4.0		BRL		<2.0		<2.0		30		1.1	J	17		3.6		51.7	J	
	2/4/2016	7.82	2.30	ND	ND	5.52	11		9.3		6.1		9.7		36.1		12		2.1		7800	D	28		<2.0		2600	D	10428.0	D	
	4/11/2016	7.82	2.42	ND	ND	5.40	<2.0		0.6	J	0.8	J	<4.0		1.4	J	<2.0		<2.0		18		0.91	J	0.99	J	20		39.9	J	
	7/29/2016	7.82	2.42	ND	ND	5.40	<2.0		<2.0		<2.0		<6.0		BRL		<2.0		<2.0		26		0.99	J	7.3		<2.0		34.3		
	11/4/2016	7.82	2.60	ND	ND	5.22	<2.0		<2.0		<2.0		<6.0		BRL		<2.0		<2.0		1.7	J	0.31	J	<2.0		<2.0		2.01	J	
	1/25/2017	7.82	2.29	2.28	0.01	5.54	NS		NS		NS		NS		NS		NS		NS		NS		NS		NS		NS		NS		
	4/5/2017	7.82	2.35	2.28	0.01	5.48	15		<2.0	U	5.5		6.7		27.2		6.2		1.8	J	12000	D	110		<2.0	U	2700	D	14811.8	D	
	7/26/2017	7.82	2.52	ND	ND	5.30	0.68		0.52	J	0.66	J	1.3		3.16	J	<1.0		<1.0		22		1.3		5.4		13.6		42.3		
	11/29/2017	7.82	2.52	ND	ND	5.30	0.36	J	<1.0		<1.0		<1.0		0.36	J	<1.0		<1.0		3		0.48	J	0.52	J	1.2		5.2	J	
	3/28/2018	7.82	2.46	ND	ND	5.36	<50	U	<250	U	<250	U	<250	U	BRL		<250	U	<50	U	7300		<250	U	<50	U	1400		8700		
	6/21/2018	7.82	2.25	ND	ND	5.57	0.6		0.9	J	1.3	J	1.6	J	4.4	J	<2.5	U	<0.5	U	52		1	J	2.6		28		84	J	
	9/21/2018	7.82	2.57	ND	ND	5.25	4.0	J	7.2	J	<25	U	<25	U	11.2	J	<25	U	<25	U	1500		<25	U	<5	U	1300		2800	J	
	12/18/2018	7.82	2.50	ND	ND	5.32	<50	U	<250	U	<250	U	<250	U	BRL		<250	U	<50	U	10000		<250	U	<50	U	3400		13400		
	3/25/2019	7.82	2.50	ND	ND	5.32	16	J	<250	U	<250	U	<250	U	16	J	<250	U	<50	U	19000		<250	U	<50	U	5800		24800		
	1/11/2012	7.70	2.10	ND	ND	5.60	460		780		77		210		747	J	64		21		12000		76		40		15000		27116		
	4/4/2012	7.70	2.13	ND	ND	5.57	380		680		78		228		1366	J	69		16		17000		66		8.6		8700		25774.6		
	7/25/2012	7.70	2.09	ND	ND	5.61	390		640		80		211		1321	J	48		120		12000		120		19		13000		25139		
	12/20/2012	7.70	2.17	ND	ND	5.53	350		690		71		176		1287	J	14	C	13.0		5200	C	32		64		14000		19296		
	3/28/2013	7.70	2.06	ND	ND	5.64	200		670		89	J	237	J	1196	J	<100		<100		1700		<100		<10		4600		6300		
	6/21/2013	7.70	2.42	ND	ND	5.28	210		710		76	J	200	J	1196	J	90	JC	<100		4100		<100		<100		11000		15100		
	9/19/2013	7.70	2.48	ND	ND	5.22	100		560		76	J	204	J	940	J	<25		<25		360		<25		<25		3700		4060		
	12/4/2013	7.70	2.28	ND	ND	5.42	79	J	440	B	49	J	133	J	701	J	28	J	<25		810		<25		<25		7700		8510		
	2/25/2014	7.70	2.20	ND	ND	5.50	22		55		9.1		22.2		108	J	130		4		11000		23		410		1300		12733		ISCO System Activated 1/13/14
	7/23/2014	7.70	2.90	ND	ND	4.80	<20		8.2	J	<20		<40		8	J	86		<20		3100		21	J	250		250		3621	J	Intermittent ISCO Operations
	10/31/2014	7.70	2.58	ND	ND	5.12	26		120		10	J	43	J	199	J	7.8	J	<20		730		<20		<20		830		1560		April to September 2014
MW-28	2/12/2015	7.70	NM	NM	NM	NM	NS		NS		NS		NS		NS		NS		NM		NS		NS		NS		NS		NS		ISCO off Sept-14 to 3/23/15
(1-8)	4/23/2015	7.70	2.58	ND	ND	5.12	25		53		0.69	J	1.3		80	J	25		1.3		4400		150		50		2100		6700.0		
	7/29/2015	7.70	3.00	ND	ND	4.70	14		77		12		31		134		1.7	J	<2.0		13		1.1	J	1.5	J	92		107.6	J	ISCO off 7/17 to 8/27/15
	10/1/2015	7.70	2.58	ND	ND	5.12	2.5		4.7		0.53	J	0.84		8.57	J	36		<2.0		680	D	100		55		25		860		
	2/4/2016	7.70	2.40	ND	ND	5.30	16		22		3.3		9.6		50.9		150		2.5		3300	D	50		180	D	2200	D	5730.0	D	
	4/11/2016	7.70	2.83	ND	ND	4.87	15		63		11		24		113		5		1.3	J	1100	D	6.9		<2.0		1000	D	2106.9	D	
	7/29/2016	7.70	2.65	ND	ND	5.05	11		66		9.9		25		111.90		2.5		<2.0		29		0.88	J	0.88	J	11		41.8		
	11/4/2016	7.70	2.94	ND	ND	4.76	6.4		51		10		30		97.4		2.1		<2.0		58		0.39	J	<2.0		160		218.4	J	
	1/25/2017	7.70	2.60	ND	ND	5.10	24		85		24		54		187		3.8		<2.0		160	D	1.7	J	0.25	J	240	D	401.95	J	
	4/5/2017	7.70	2.56	ND	ND	5.14	20		60		17		27		124		3.1		<2.0		780	D	5.3		<2.0	U	640	D	1425.3	D	
	7/26/2017	7.70	2.82	ND	ND	4.88	23		97		20.5		64.3		204.8		5.5		0.68	J	682		2.4		3.4		382		1070.48	J	
	11/29/2017	7.70	2.90	ND	ND	4.80	18.6		78.6		20.5		63.8		181.5		7.4		<5.0		1070		2.5	J	<5.0		586		1658.5	J	
	3/28/2018	7.70	2.69	ND	ND	5.01	54	J	140	J	<500	U	<500	U	194	J	<500	U	<100	U	19000		<500	U	<100	U	11000		30000		

Table 1
Monitoring Well Gauging and Groundwater Analytical Data
Former Commander Terminal
Oyster Bay, New York
June 26, 2009 - March 26, 2019

Sample ID (Screen Interval)	Date	Top of Casing Elevation	Depth to Water (feet)	Depth to Hydro-carbon (feet)	Hydro-carbon Thickness (feet)	Corrected GW Elevation (feet)	Benzene		Toluene		Ethyl-benzene		Total Xylenes		Total BTEX		Methyl tertiary-butyl ether		1,1-Dichloro-ethene**		cis-1,2-Dichloro-ethene		trans-1,2-Dichloro-ethene		Trichloro-ethene		Vinyl chloride		Total CVOCs		Comments
NYSDEC Standards		**N/A**	**N/A**	**N/A**	**N/A**	**N/A**	**1**		**5**		**5**		**5**		**NA**		**~**		**0.6**		**5**		**5**		**5**		**2**		**NA**		**~**
NYSDEC Guidance Values		**N/A**	**N/A**	**N/A**	**N/A**	**N/A**	**~**		**~**		**~**		**~**		**~**		**10**		**~**		**~**		**~**		**~**		**~**		**~**		**~**
MW-28 (1-8)	6/21/2018	7.70	2.85	ND	ND	4.85	21		88		23	J	65	J	262	J	<50	U	3.4	J	2100		<50	U	14		1600		3717	J	
	9/21/2018	7.70	2.80	ND	ND	4.90	27		88		28		82		225		7.5		<2.5	U	120		<2.5	U	0.53		800		928		
	12/18/2018	7.70	2.68	ND	ND	5.02	58		170		33	J	71	J	332	J	<50	U	<50	U	1200		<50	U	<50	U	1900		3100		
	3/25/2019	7.70	2.70	ND	ND	5.00	57.0		250		44	J	85	J	436	J	<50	U	5.90	J	3900		<50	U	<10	U	4200		8105.90	J	
MW-29 (1-8)	1/11/2012	8.06	2.50	ND	ND	5.56	5.8		7.8		0.7	J	1.83	J	16	J	1.4		<1.0		190		<1.0		6.1		340		536		
	4/4/2012	8.06	2.55	ND	ND	5.51	1.1		0.7	J	<1.0		<0.5		2	J	<1.0		<1.0		15		<1.0		<1.0		29		44		
	7/25/2012	8.06	2.56	ND	ND	5.50	5.3		6.1		0.5	J	1.07	J	13	J	1.2		0.25	J	57		<1.0		1.7		300		359		
	12/20/2012	8.06	2.56	ND	ND	5.50	120		210		20		47		397	J	12	C	4.8		1100		5		1.9	J	5600		6711.7	J	
	3/28/2013	8.06	2.44	ND	ND	5.62	16		24		3.8		9.4		53	J	3.9	C	<0.5		160		1	J	<0.5		910		1071	J	
	6/21/2013	8.06	2.68	ND	ND	5.38	100		150		17		41		308	J	22	C	5.3		1400		4.4		2	J	5100		6511.7	J	
	9/19/2013	8.06	2.94	ND	ND	5.12	6.3		11		1.2	J	3.3	J	22	J	1.3	J	<0.5		5.3		<0.5		<0.5		120		125.3		
	12/5/2013	8.06	2.68	ND	ND	5.38	8.3		33		2.5		8.9		53	J	1.5	J	<0.5		29		<0.5		<0.5		210		239		
	2/25/2014	8.06	2.45	ND	ND	5.61	33		97		12		30		172	J	160		10		4700		16		13		3700		8439		ISCO System Activated 1/13/14
	7/23/2014	8.06	2.71	ND	ND	5.35	6.9	J	8.8	J	<20		<40		16	J	11	J	<20		1400		<20		6.1	J	2100		3506.1	J	Intermittent ISCO Operations
	10/31/2014	8.06	2.64	ND	ND	5.42	2.6		3		<2.0		0.53	J	6	J	1.4	J	<2.0		<2.0		<2.0		<2.0		15		15		April to September 2014
	2/12/2015	8.06	NM	NM	NM	NM	NS		NS		NS		NS		NS		NS		NM		NS		NS		NS		NS		NS		ISCO off Sept-14 to 3/23/15
	4/23/2015	8.06	2.70	ND	ND	5.36	4.8		9.2		2.3		4.5		21		4.2		<2.0		21		0.64	J	0.64	J	28		50	J	
	7/29/2015	8.06	2.90	ND	ND	5.16	2.3		1	J	<2.0		<4.0		3	J	0.73	J	<2.0		<2.0		<2.0		<2.0		8.1		8.1		ISCO off 7/17 to 8/27/15
	10/1/2015	8.06	2.72	ND	ND	5.34	1.9	J	3.5		<2.0		3.6	J	9	J	1.1	J	<2.0		0.79	J	<2.0		1.2	J	1.5	J	3.5	J	
	2/4/2016	8.06	2.60	ND	ND	5.46	6.5		6.2		1.4	J	3.3	J	17.4	J	50		<2.0		120		<2.0		1.3	J	210	D	381.3	J	
	4/11/2016	8.06	2.74	ND	ND	5.32	2.0	J	1.1	J	<2.0		<4.0		3.1	J	1.7	J	<2.0		6		<2.0		<2.0		6.2		12.2		
	7/29/2016	8.06	2.70	ND	ND	5.36	0.68	J	<2.0		<2.0		<6.0		0.68	J	<2.0		<2.0		45		<2.0		2.6		5.4		53.0		
	11/4/2016	8.26	2.85	ND	ND	5.41	1.4	J	1.1	J	0.66	J	1.3	J	4.46	J	<2.0		<2.0		<2.0		<2.0		<2.0		<2.0		BRL		
	1/25/2017	8.26	3.07	ND	ND	5.19	9.2		5.3		2.1		4.8	J	21.4	J	9.7		0.32	J	290	D	0.82	J	<2.0		320	D	610.0	DJ	
	4/5/2017	8.26	3.38	ND	ND	4.88	18		13		1.9	J	3.9	J	36.8	J	18		0.27	J	230	D	1.7	J	<2.0	U	640	D	872	D	
	7/26/2017	8.26	3.55	ND	ND	4.71	11.8		17.2		6.5		15.5		51		8.6		<1.0		12.3		<1.0		<1.0		233		245.3		
	11/29/2017	8.26	3.40	ND	ND	4.86	5.1		5.4		3.3		8		21.8		1.9		<1.0		17.3		<1.0		<1.0		58.6		75.9		
	3/28/2018	8.26	2.78	ND	ND	5.48	71	J	240	J	<500	U	<500	U	311	J	<250	U	<50	U	25000		<500	U	<100	U	19000		44000		
	6/21/2018	8.26	2.85	ND	ND	5.41	13		31		6		17		67		3.1	J	0.41	J	230		<5	U	0.75	J	640		871.2	J	
	9/21/2018	8.26	2.86	ND	ND	5.40	20		27		8.60		23		79		6.7		<2.5	U	3.6		<2.5	U	<0.5	U	11		21.3		
	12/18/2018	8.26	2.80	ND	ND	5.46	42		110		15.0	J	19	J	186	J	21	J	<10	U	2000		<50	U	<10	U	3800		5821.0		
	3/25/2019	8.26	2.78	ND	ND	5.48	70		320		<250	U	<250	U	390		<250	J	20	J	14000		<250	U	<50	U	16000		30020	J	
MW-30	12/7/2013	NSVD	3.72	ND	ND	NA	6.3	J	13	JB	<5		<10		19	J	34	B	<5		1600	E	<5		<5		1200		2800		
	2/26/2014	NSVD	2.98	ND	ND	NA	<0.5		<0.5		<0.5		<1.0		BRL		2.7		<0.5		27		0.56	J	29		9.2		66	J	ISCO System Activated 1/13/14
	7/23/2014	NSVD	3.98	ND	ND	NA	5.4		12		2	J	5.1	J	25	J	52		1.4	J	3200		12		120		780		4113		Intermittent ISCO Operations
	10/31/2014	NSVD	3.02	ND	ND	NA	17		44		7.4		17.2		86	J	18		<2.0		190		0.75	J	1.4	J	1400		1592	J	April to September 2014
	2/12/2015	NSVD	NM	NM	NM	NM	NS		NS		NS		NS		NS		NS		NS		NS		NS		NS		NS		BRL		
	4/23/2015	NSVD	4.25	ND	ND	NA	18		57		7.9		22.8		106		42		1.2		6100	D	71		33		3100		9305		ISCO off Sept-14 to 3/23/15
	7/29/2015	NSVD	3.15	ND	ND	NA	7.3		14		4.5		9.4		35		7.6		<2.0		50		<2.0		0.71	J	83		134	J	ISCO off 7/17 to 8/27/15
	10/1/2015	NSVD	4.48	ND	ND	NA	<2.0		<2.0		<2.0		<4.0		BRL		110		<2.0		830	D	94		51		1.6	J	977	J	
	2/4/2016	NSVD	2.78	ND	ND	NA	6.0		8.2		1.4	J	3.0	J	18.6	J	63		3.3		6600	D	36		480	D	1200	D	8319.3	D	
	4/11/2016	NSVD	5.18	ND	ND	NA	7.3		12.0		3.4		6.9		29.6		7.5		1.2	J	1200	D	4.0		4.2		550	D	1759.4		
	7/29/2016	NSVD	2.98	ND	ND	NA	4.0		6.7		2.4		4.7	J	17.8	J	4.1		<2.0		18		<2.0		<2.0		11		29.0		
	11/4/2016	NSVD	2.70	ND	ND	NA	5.1		13		4.0		9.6		31.7		5.9		<2.0		63		<2.0		<2.0		160		223.0		
	1/25/2017	NSVD	2.28	ND	ND	NA	21		55		7.4		18		88.2	J	23		1.2	J	1000	D	1.9	J	<2.0		4300	D	5303.1	DJ	
	4/5/2017	NSVD	1.87	ND	ND	NA	33		94		11		24		162		37		8.2		12000	D	57		5.4		11000	D	23070.6	D	
	7/26/2017	NSVD	4.72	ND	ND	NA	45.6		123		21.7		54.2		244.5		42.3		<5.0		1510		3.1	J	<5.0		4670		6183.1	J	
	11/29/2017	NSVD	3.85	ND	ND	NA	42.5		108		14.2		39.5		204.2		44.3		8.8	J	9180		16.6		<10		8660		17856.6	J	
	3/28/2018	NSVD	2.93	ND	ND	NA	<200	U	<1000	U	<1000	U	<1000	U	BRL		<1000	U	<200	U	28000		<1000	U	<200	U	13000		41000		
	6/21/2018	NSVD	3.82	ND	ND	NA	<50	U	94	J	<250	U	<250	U	94	J	170	J	<50	U	12000		<250	U	<50	U	6400		18570	J	
	9/21/2018	NSVD	2.83	ND	ND	NA	41		150		<120	U	<120	U	191	J	150		<120	U	6200		<120	U	<25	U	7600		13950		
	12/18/2018	NSVD	3.35	ND	ND	NA	54		220	J	<250	U	<250	U	274	J	96	J	20	J	18000		<250	U	<50	U	14000	E	32116		
	3/25/2019	NSVD	5.28	ND	ND	NA	39	J	200	J	<500	U	<500	U	239	J	140	J	34	J	25000		<500	U	<100	U	26000		51174	J	

Table 1
Monitoring Well Gauging and Groundwater Analytical Data
Former Commander Terminal
Oyster Bay, New York
June 26, 2009 - March 26, 2019

Sample ID (Screen Interval)	Date	Top of Casing Elevation	Depth to Water (feet)	Depth to Hydro-carbon (feet)	Hydro-carbon Thickness (feet)	Corrected GW Elevation (feet)	Benzene		Toluene		Ethyl-benzene		Total Xylenes		Total BTEX		Methyl tertiary-butyl ether		1,1-Dichloro-ethene**		cis-1,2-Dichloro-ethene		trans-1,2-Dichloro-ethene		Trichloro-ethene		Vinyl chloride		Total CVOCs		Comments
NYSDEC Standards		**N/A**	**N/A**	**N/A**	**N/A**	**N/A**	**1**		**5**		**5**		**5**		**NA**		**~**		**0.6**		**5**		**5**		**5**		**2**		**NA**		**~**
NYSDEC Guidance Values		**N/A**	**N/A**	**N/A**	**N/A**	**N/A**	**~**		**~**		**~**		**~**		**~**		**10**		**~**		**~**		**~**		**~**		**~**		**~**		**~**
MW-31S	12/5/2013	NSVD	5.31	ND	ND	NA	14	J	51		10	J	42	J	117	J	<5		21		33000		59		62000		6500		101580		
	2/25/2014	NSVD	5.45	ND	ND	NA	17	J	53		13	J	51	J	134	J	<0.5		21		36000		59		58000		5100		99180		ISCO System Activated 1/13/14
	7/23/2014	NSVD	5.57	ND	ND	NA	13	J	36		9	J	33	J	91	J	<20		46		58000		110		9100		8500		75756		Intermittent ISCO Operations
	10/31/2014	NSVD	8.80	ND	ND	NA	11	J	47		17	J	50	J	125	J	<20		31		55000		110		11000		8200		74341		April to September 2014
	2/12/2015	NSVD	NM	NM	NM	NM	NS		NS		NS		NS		NS		NS		NM		NS		NS		NS		NS		NS		ISCO off Sept-14 to 3/23/15
	4/23/2015	NSVD	5.82	ND	ND	NA	13	DJ	43	D	8.8	DJ	36		101	DJ	<20		15		21000	D	49	D	27000	D	2900	D	50964		
	7/29/2015	NSVD	6.20	ND	ND	NA	11	DJ	30	D	7	DJ	24.3	DJ	72	DJ	<2.0		34	D	45000	D	98	D	17000	D	3300	D	65432		ISCO off 7/17 to 8/27/15
	10/1/2015	NSVD	5.68	ND	ND	NA	7.9		20		5.9		22.7		56.5		0.91	J	17		25000	D	95		9900		7500	D	42512		
	2/3/2016	NSVD	5.28	ND	ND	NA	5.4	DJ	16	DJ	<20		15	DJ	36.4	DJ	<20		8	DJ	11000	D	24	D	7600	D	1500	D	20132.0	DJ	
	4/12/2016	NSVD	5.72	ND	ND	NA	5.5	DJ	18	DJ	<20		17	DJ	40.5	DJ	<20		8	DJ	13000	D	24	D	8300	D	2000	D	23332.0	DJ	
	7/29/2016	NSVD	5.70	ND	ND	NA	7.2	DJ	18	DJ	<20		16	DJ	41.2	DJ	<20		16	DJ	24000	D	52	D	760	D	11000	D	35828	DJ	
	11/4/2016	NSVD	6.00	ND	ND	NA	9.2	DJ	23	D	7.0	DJ	23	DJ	62.2	DJ	<2.0		19	DJ	29000	D	70	D	3800	D	8700	D	41589	DJ	
	1/25/2017	NSVD	5.30	ND	ND	NA	10	DJ	27	D	7.0	DJ	25	DJ	69	DJ	<20		20	D	3100	D	63	D	12000	D	3100	D	18283	D	
	4/5/2017	NSVD	6.55	ND	ND	NA	7.3	DJ	19	DJ	5.4	DJ	18	DJ	49.7	DJ	<20	DU	12	DJ	24000	D	52	D	5600	D	2400	D	32064	D	
	7/27/2017	NSVD	9.32	ND	ND	NA	<130		62.5	J	<250		<250		62.5	J	<250		<250		68500		164	J	23300		10300		102264	J	
	11/29/2017	NSVD	5.86	ND	ND	NA	<250		<500		<500		<500		BRL		<500		<500		95500		<500		11100		8660		115260		
	3/29/2018	NSVD	5.55	ND	ND	NA	<500	U	<2500	U	<2500	U	<2500	U	BRL		<2500	U	<500	U	96000		<2500	U	40000		7000		143000		
	6/22/2018	NSVD	5.66	ND	ND	NA	<500	U	<2500	U	<2500	U	<2500	U	BRL		<2500	U	<500	U	100000		<2500	U	50000		7900		157900		
	9/26/2018	NSVD	2.34	ND	ND	NA	<1000	U	<5000	U	<5000	U	<5000	U	BRL		<5000	U	<5000	U	180000		<5000	U	22000		13000		215000		
	12/19/2018	NSVD	5.43	ND	ND	NA	<500	U	<2500	U	<2500	U	<2500	U	BRL		<2500	U	<500	U	120000		<2500	U	63000		9400		192400		
	3/26/2019	NSVD	5.43	ND	ND	NA	<250	U	<1200	U	<1200	U	<1200	U	BRL		<1200	U	<250	U	74000		<1200	U	64000		6700		144700		
MW-31D	12/5/2013	NSVD	6.20	ND	ND	NA	20		30	B	13	J	23.1	J	86	J	13	J	25		49000		53		62000		12000		123078		
	2/25/2014	NSVD	8.82	ND	ND	NA	9	J	11	J	6	J	<10		26	J	23		21		31000		64		3100		7700		41885		ISCO System Activated 1/13/14
	7/23/2014	NSVD	7.51	ND	ND	NA	24		21		14	J	24.7	J	84	J	22		46		66000		320		16000		9900		92266		Intermittent ISCO Operations
	10/31/2014	NSVD	7.65	ND	ND	NA	<20		<20		<20		<40		BRL		<20		8.6	J	15000		30		150		2000		17189	J	April to September 2014
	2/12/2015	NSVD	NM	NM	NM	NM	NS		NS		NS		NS		NS		NS		NM		NS		NS		NS		NS		NS		ISCO off Sept-14 to 3/23/15
	4/23/2015	NSVD	9.40	ND	ND	NA	13		34	D	42	DJ	48.2		137	DJ	<20		4.3		49000		110	D	510		4000		53624		
	7/29/2015	NSVD	7.10	ND	ND	NA	6.2	DJ	9.8	DJ	8.1	DJ	<40		24	DJ	14	DJ	19	DJ	19000	D	53	D	350	D	3200	D	22622	DJ	ISCO off 7/17 to 8/27/15
	10/1/2015	NSVD	8.70	ND	ND	NA	15	DJ	<20		6.4	DJ	<40		21.4	DJ	11	DJ	31	D	47000	D	170	D	13000	D	5300	D	65501	DJ	
	2/3/2016	NSVD	8.27	ND	ND	NA	31	D	29	D	9.5	DJ	<11	DJ	69.5	DJ	7.9	DJ	33	D	55000	D	460	D	39000	D	6800	D	101293	D	
	4/12/2016	NSVD	9.18	ND	ND	NA	19	DJ	14	DJ	17	DJ	30	DJ	80	DJ	<20		32	D	43000	D	<20		14000	D	6200	D	63232	D	
	7/29/2016	NSVD	9.15	ND	ND	NA	13	DJ	14	DJ	9.1	DJ	17	DJ	53.1		<20		30	D	48000	D	100	D	260	D	6900	D	55290	D	
	11/4/2016	NSVD	5.55	ND	ND	NA	3.6	DJ	6.8	DJ	3.2	DJ	<6.0		13.6	DJ	4.8	DJ	8.4	DJ	12000	D	33	D	1800	D	1800	D	15641	DJ	
	1/25/2017	NSVD	6.78	ND	ND	NA	18	DJ	19	DJ	17	DJ	31	DJ	85	DJ	<20		39	D	41000	D	73	D	30	D	9800	D	50942	D	
	4/5/2017	NSVD	8.46	ND	ND	NA	4.5	DJ	6.4	DJ	6.0	DJ	<6.0	DU	16.9	DJ	<20	DU	6.9	DJ	11000	D	54	D	77	D	1900	D	13037.9	D	
	7/27/2017	NSVD	5.78	ND	ND	NA	<50		<100		<100		<100		BRL		<100		<100		22600		60.8	J	35.7	J	2590		25286.5	J	
	11/29/2017	NSVD	9.90	ND	ND	NA	<25		<50		<50		<50		BRL		<50		<50		13800		35.5	J	220		2730		16785.5	J	
	3/29/2018	NSVD	6.92	ND	ND	NA	<100	U	<500	U	<500	U	<500	U	BRL		<500	U	<100	U	21000		<500	U	320		3100		24420		
	6/22/2018	NSVD	7.05	ND	ND	NA	<200	U	<1000	U	<1000	U	<1000	U	BRL		<1000	U	<200	U	30000		<1000	U	170	J	7900		38070	J	
	9/26/2018	NSVD	5.99	ND	ND	NA	<200	U	<1000	U	<1000	U	<1000	U	BRL		<1000	U	<1000	U	44000		<1000	U	2500		9600		56100		
	12/19/2018	NSVD	6.70	ND	ND	NA	<120	U	<620	U	<620	U	<620	U	BRL		<620	U	<120	U	23000		<620	U	760		6400		30160		
	3/26/2019	NSVD	8.50	ND	ND	NA	<100	U	<500	U	<500	U	<500	U	BRL		<500	U	<100	U	28000		<500	U	1400		7800		37200		

Table 1
Monitoring Well Gauging and Groundwater Analytical Data
Former Commander Terminal
Oyster Bay, New York
June 26, 2009 - March 26, 2019

Sample ID (Screen Interval)	Date	Top of Casing Elevation	Depth to Water (feet)	Depth to Hydro-carbon (feet)	Hydro-carbon Thickness (feet)	Corrected GW Elevation (feet)	Benzene		Toluene		Ethyl-benzene		Total Xylenes		Total BTEX		Methyl tertiary-butyl ether		1,1-Dichloro-ethene**		cis-1,2-Dichloro-ethene		trans-1,2-Dichloro-ethene		Trichloro-ethene		Vinyl chloride		Total CVOCs		Comments
NYSDEC Standards		**N/A**	**N/A**	**N/A**	**N/A**	**N/A**	**1**		**5**		**5**		**5**		**NA**		**~**		**0.6**		**5**		**5**		**5**		**2**		**NA**		**~**
NYSDEC Guidance Values		**N/A**	**N/A**	**N/A**	**N/A**	**N/A**	**~**		**~**		**~**		**~**		**~**		**10**		**~**		**~**		**~**		**~**		**~**		**~**		**~**
MW-B	4/19/2010	9.00	9.30	ND	ND	-0.30	620		3.5		5.9		3.3	J	633	J	30		<1.0		<1.0		<1.0		<1.0		<1.0		BRL		
	7/22/2010	9.00	5.89	ND	ND	3.11	810		5.2		3.8		3.14		822	J	21		<1.0		<1.0		<1.0		<1.0		<1.0		BRL		
	10/2/2010	9.00	7.27	ND	ND	1.73	660		4.2		2		4.7		666	J	67		<1.0		<1.0		<1.0		<1.0		<1.0		BRL		
	1/31/2011	9.00	7.88	ND	ND	1.12	260		2.4		2.4		1.3	J	266	J	10	C	<1.0		1.9		<1.0		<1.0		<1.0		1.9		
	4/29/2011	9.00	6.88	ND	ND	2.12	150		1.5		2		<0.5		154	J	<1.0		<1.0		<1.0		<1.0		<1.0		<1.0		BRL		
	7/7/2011	9.00	7.12	ND	ND	1.88	190		1.6		1.6		<0.5		193	J	8.3		<1.0		<1.0		<1.0		<1.0		<1.0		BRL		
	10/6/2012	9.00	6.53	ND	ND	2.47	320		2.7		1.7		1.2		326	J	18		<1.0		9		<1.0		<1.0		<1.0		9		
	1/11/2012	9.00	5.98	ND	ND	3.02	350		2.3		<1.0		1.3	J	354	J	<1.0		<1.0		<1.0		<1.0		<1.0		<1.0		BRL		
	12/20/2012	9.00	6.60	ND	ND	2.40	250		2.6		1.1	J	1.67	J	255	J	12	C	<0.5		64		<0.5		4.6		1.8	J	70.4	J	
	3/28/2013	9.00	6.60	ND	ND	2.40	120		1.6	J	1.8	J	<0.5		123	J	12	C	<0.5		<0.5		<0.5		<0.5		<0.5		BRL		
	6/21/2013	9.00	7.35	ND	ND	1.65	210		1.4	J	1.6	J	<0.5		213	J	12	C	<0.5		<0.5		<0.5		<0.5		<0.5		BRL		
	9/19/2013	9.00	7.65	ND	ND	1.35	120		1.3	J	1.1	J	<1.5		122	J	13		<0.5		<0.5		<0.5		<0.5		<0.5		BRL		
	12/4/2013	9.00	7.50	ND	ND	1.50	240		2.1	B	0.6	J	1.3	J	244	J	14		<0.5		<0.5		<0.5		<0.5		<0.5		BRL		
	2/26/2014	9.00	4.40	ND	ND	4.60	250		1.9	J	1.4	J	1.96	J	255	J	16		<0.5		1.9	J	<0.5		<0.5		<0.5		1.9	J	
	7/24/2014	9.00	7.58	ND	ND	1.42	200		1.5	J	<2.0		<4.0		202	J	<2.0		<2.0		<2.0		<2.0		<2.0		<2.0		BRL		
	10/31/2014	9.00	5.70	ND	ND	3.30	270		2.6		1.2	J	1.2	J	275	J	14		<2.0		<2.0		<2.0		<2.0		<2.0		BRL		
	2/12/2015	9.00	NM	NM	NM	NM	NS		NS		NS		NS		NS		NS		NS		NS		NS		NS		NS		NS		
	4/23/2015	9.00	6.28	ND	ND	2.72	NS		NS		NS		NS		NS		NS		NS		NS		NS		NS		NS		NS		
	7/29/2015	9.00	6.36	ND	ND	2.64	160	DJ	2	J	0.85	J	<4.0		163	DJ	16		<2.0		<2.0		<2.0		<2.0		<2.0		163		
	10/1/2015	9.00	8.48	ND	ND	0.52	120		1.2	J	0.7	J	<4.0		121.9	J	4.2		<2.0		3		<2.0		2.8		<2.0		5.8		
	2/3/2016	9.00	7.90	ND	ND	1.10	NS		NS		NS		NS		NS		NS		NS		NS		NS		NS		NS		NS		
	4/12/2016	9.00	8.10	ND	ND	0.90	NS		NS		NS		NS		NS		NS		NS		NS		NS		NS		NS		NS		
	7/30/2016	9.00	NM	NM	NM	NM	NS		NS		NS		NS		NS		NS		NS		NS		NS		NS		NS		NS		
	11/4/2016	9.00	7.80	ND	ND	1.20	130		1.5	J	0.47	J	<6.0		131.97	J	8.1		<2.0		<2.0		<2.0		<2.0		<2.0		BRL		
	1/25/2017	9.00	6.88	ND	ND	2.12	130		1.7	J	0.35	J	1.3	J	133.35	J	5.3		<2.0		<2.0		<2.0		<2.0		<2.0		BRL		
	4/5/2017	9.00	6.60	ND	ND	2.40	17		2.6		1.0	J	1.5	J	22.1	J	8.9		<2.0	U	<2.0	U	<2.0	U	<2.0	U	<2.0	U	BRL		
	7/26/2017	9.00	6.45	ND	ND	2.55	NS		NS		NS		NS		NS		NS		NS		NS		NS		NS		NS		NS		
	11/29/2017	9.00	NR	ND	ND	NR	NS		NS		NS		NS		NS		NS		NS		NS		NS		NS		NS		NS		
	6/22/2018	9.00	5.95	ND	ND	3.05	NS		NS		NS		NS		NS		NS		NS		NS		NS		NS		NS		NS		
	9/21/2018	9.00	6.44	ND	ND	2.56	NS		NS		NS		NS		NS		NS		NS		NS		NS		NS		NS		NS		
	12/19/2018	9.00	6.82	ND	ND	2.18	NS		NS		NS		NS		NS		NS		NS		NS		NS		NS		NS		NS		
	3/26/2019	9.00	6.97	ND	ND	2.03	NS		NS		NS		NS		NS		NS		NS		NS		NS		NS		NS		NS		

Table 1
Monitoring Well Gauging and Groundwater Analytical Data
Former Commander Terminal
Oyster Bay, New York
June 26, 2009 - March 26, 2019

Sample ID (Screen Interval)	Date	Top of Casing Elevation	Depth to Water (feet)	Depth to Hydro-carbon (feet)	Hydro-carbon Thickness (feet)	Corrected GW Elevation (feet)	Benzene	Toluene	Ethyl-benzene	Total Xylenes	Total BTEX	Methyl tertiary-butyl ether	1,1-Dichloro-ethene**	cis-1,2-Dichloro-ethene	trans-1,2-Dichloro-ethene	Trichloro-ethene	Vinyl chloride	Total CVOCs	Comments
NYSDEC Standards		**N/A**	**N/A**	**N/A**	**N/A**	**N/A**	**1**	**5**	**5**	**5**	**NA**	**~**	**0.6**	**5**	**5**	**5**	**2**	**NA**	**~**
NYSDEC Guidance Values		**N/A**	**N/A**	**N/A**	**N/A**	**N/A**	**~**	**~**	**~**	**~**	**~**	**10**	**~**	**~**	**~**	**~**	**~**	**~**	**~**
Marine Peizometer	4/29/2011	8.11	5.46	ND	ND	2.65	NS	NS	NS	NS	NS	NS	NS	NS	NS	NS	NS	NS	
	7/7/2011	8.11	11.51	ND	ND	-3.40	NS	NS	NS	NS	NS	NS	NS	NS	NS	NS	NS	NS	
	10/6/2011	8.11	6.65	ND	ND	1.46	NS	NS	NS	NS	NS	NS	NS	NS	NS	NS	NS	NS	
	1/11/2012	8.11	7.13	ND	ND	0.98	NS	NS	NS	NS	NS	NS	NS	NS	NS	NS	NS	NS	
	4/4/2012	8.11	4.21	ND	ND	3.90	NS	NS	NS	NS	NS	NS	NS	NS	NS	NS	NS	NS	
	3/28/2013	8.11	8.75	ND	ND	-0.64	NS	NS	NS	NS	NS	NS	NS	NS	NS	NS	NS	NS	
	6/21/2013	8.11	5.22	ND	ND	2.89	NS	NS	NS	NS	NS	NS	NS	NS	NS	NS	NS	NS	
	9/19/2013	8.11	6.00	ND	ND	2.11	NS	NS	NS	NS	NS	NS	NS	NS	NS	NS	NS	NS	
	4/23/2015	8.11	12.30	ND	ND	-4.19	NS	NS	NS	NS	NS	NS	NS	NS	NS	NS	NS	NS	
	7/29/2015	8.11	6.45	ND	ND	1.66	<2.0	<2.0	<2.0	<4.0	<2.0	<2.0	<2.0	0.57 J	<2.0	<2.0	<2.0	0.57	
	2/3/2016	8.11	9.04	ND	ND	-0.93	NS	NS	NS	NS	NS	NS	NS	NS	NS	NS	NS	NS	
	4/11/2016	8.11	11.75	ND	ND	-3.64	NS	NS	NS	NS	NS	NS	NS	NS	NS	NS	NS	NS	
	7/30/2016	8.11	10.75	ND	ND	-2.64	NS	NS	NS	NS	NS	NS	NS	NS	NS	NS	NS	NS	
	11/4/2016	8.11	5.45	ND	ND	2.66	NS	NS	NS	NS	NS	NS	NS	NS	NS	NS	NS	NS	
	1/25/2017	8.11	9.41	ND	ND	-1.30	NS	NS	NS	NS	NS	NS	NS	NS	NS	NS	NS	NS	
	4/5/2017	8.11	11.55	ND	ND	-3.44	NS	NS	NS	NS	NS	NS	NS	NS	NS	NS	NS	NS	
	7/26/2017	8.11	9.72	ND	ND	-1.61	NS	NS	NS	NS	NS	NS	NS	NS	NS	NS	NS	NS	
	11/29/2017	8.11	9.83	ND	ND	-1.72	NS	NS	NS	NS	NS	NS	NS	NS	NS	NS	NS	NS	
	6/22/2018	8.11	5.85	NR	NR	2.26	NS	NS	NS	NS	NS	NS	NS	NS	NS	NS	NS	NS	
	9/26/2018	8.11	3.16	NR	NR	4.95	NS	NS	NS	NS	NS	NS	NS	NS	NS	NS	NS	NS	
	12/18/2018	8.11	5.60	NR	NR	2.51	NS	NS	NS	NS	NS	NS	NS	NS	NS	NS	NS	NS	
	3/26/2019	8.11	11.49	NR	NR	-3.38	NS	NS	NS	NS	NS	NS	NS	NS	NS	NS	NS	NS	

Notes:
~ - The NYSDEC has not established a standard or guidance value
<1.0 - Not detected at or above the laboratory reporting limit shown
C - Calibration % RSD/% D exceeded for non- CCC analytes.
µg/L - micrograms per liter (parts per billion)
NA - Not Analyzed
N/A - Not Applicable
ND - Not detected
NS - Not sampled
NSVD - Not surveyed to vertical datum
NYSDEC Standards and Guidance Values - New York State Department of Environmental Conservation Technical and Operational Guidance Series (TOGS) 1.1.1, Ambient Water Quality Standards and Guidance Values, June 1998 and Addendum April 2000
Shading - Reported concentration detected above the applicable standard(s) or guidance value(s)
Total xylenes - sum of ortho, meta, and para xylenes
Total BTEX - Sum of benzene, toluene, ethylbenzene and total xylenes
Total CVOCs - Sum of 1,1-Dichloroethene, cis-1,2-Dichloroethene, trans-1,2-Dichloroethene, trichlorethene and vinyl chloride
*Samples collected from MW-23M, MW-23D, and MW-24 on April 15, 2011; Gauging Data from April 29, 2011
**Samples collected prior to 4/15/2011 analyzed for 1,2-dichloroethane
Sample collected for RW-1 collected from influent pipe to Groundwater Pump and Treat System (only RW-1 in operation)
Hydrocarbon specific gravity is 0.827

Data Qualifiers
J - Analyte detected below quantitation limits
B - Analyte detected in laboratory method blank
D - Analyte concentration was obtained from diluted analysis or from analysis using reduced sample vloume
m - Analyte was manually integrated for GC/MS.

Table 2
LPH Gauging Summary

Commander Terminal
Oyster Bay, New York

October 1, 2011 - March 26, 2018

Monitoring Well	Date	Top of Casing (feet)	Depth to LPH (feet)	Depth to Water (feet)	LPH Thickness (feet)	Corrected Groundwater Elevation (feet)	Total Fluid Recovered (Gallons)	Color/Comments
RW-1	12/24/15	6.31	3.92	4.20	0.28	2.34	NA	
	01/06/16	6.31	2.14	2.15	0.01	4.17	NA	Replaced sorbent sock
	02/10/16	6.31	3.22	3.24	0.02	3.09	NA	Replaced sorbent sock
	03/09/16	6.31	1.55	1.56	0.01	4.76	NA	Replaced sorbent sock
	04/08/16	6.31	ND	NM	NM	NM	NM	Hydrated LGAC vessels
	04/11/16	6.31	3.07	3.08	0.01	3.24	NA	
	07/29/16	6.31	7.00	7.02	0.02	-0.69	NA	
	10/05/16	6.31	7.00	7.02	0.02	-0.69	NA	
	11/23/16	6.31	8.55	8.57	0.02	-2.24	NA	
	01/13/17	6.31	NM	NM	NM	NM	NA	
	01/23/17	6.31	NM	NM	NM	NM	NA	
	01/25/17	6.31	1.40	1.42	0.02	4.91	NA	
	02/13/17	6.31	ND	3.65	ND	2.66	NA	Replaced sorbent sock
	02/17/17	6.31	2.87	2.95	0.08	3.43	2	
	02/22/17	6.31	ND	2.01	ND	4.30	NA	Replaced sorbent sock
	03/08/17	6.31	ND	2.65	ND	3.66	NA	Replaced sorbent sock
	03/24/17	6.31	ND	7.67	ND	-1.36	NA	Replaced sorbent sock
	04/05/17	6.31	ND	1.50	ND	4.81	NA	Replaced sorbent sock
	04/19/17	6.31	ND	8.17	ND	-1.86	NA	Replaced sorbent sock
	05/10/17	6.31	ND	7.47	ND	-1.16	NA	Replaced sorbent socks
	05/23/17	6.31	ND	2.15	ND	4.16	NA	
	06/14/17	6.31	7.25	7.27	0.02	-0.94	NA	
	07/26/17	6.31	8.16	8.17	0.01	-1.85	NA	Replaced sorbent sock
	08/01/17	6.31	ND	8.60	ND	ND	NA	
	09/09/17	6.31	6.15	6.16	0.01	0.16	NA	Replaced sorbent sock
	10/04/17	6.31	9.00	9.02	0.02	-2.69	NA	
	10/31/17	6.31	6.08	6.09	0.01	0.23	NA	Replaced sorbent sock
	11/16/17	6.31	2.32	2.33	0.01	3.99	NA	Replaced sorbent sock
	11/29/17	6.31	4.50	4.52	0.02	1.81	NA	
	02/14/18	6.31	2.26	2.27	0.01	4.05	5	Replaced sorbent sock
	02/28/18	6.31	2.19	2.20	0.01	4.12	3	
	03/29/18	6.31	3.02	3.03	0.01	3.29	5	
	04/10/18	6.31	2.43	2.44	0.01	3.88	NA	Replaced sorbent socks
	05/21/18	6.31	2.60	2.61	0.01	3.71	NA	
	06/22/18	6.31	4.02	4.02	ND	2.29	NA	
	07/17/18	6.31	15.00	15.00	ND	-8.69	NA	Replaced absorbant pillow
	08/17/18	6.31	NA	4.12	ND	2.19	NA	
	09/26/18	6.31	4.00	4.01	0.01	2.31	NA	
	10/30/18	6.31	3.47	3.46	0.01	2.86	NA	Cleaned interior of recovery well
	11/28/18	6.31	2.39	2.40	0.01	3.92	NA	Replaced absorbant pillow
	12/19/18	6.31	3.55	3.56	0.01	2.76	NA	Cleaned and removed absorbents
	01/25/19	6.31	3.43	3.44	0.01	2.88	NA	
	02/21/19	6.31	3.40	3.41	0.01	2.91	NA	Cleaned interior of recovery well
	03/26/19	6.31	7.75	7.70	0.05	-1.35	NA	Replaced sorbent socks
MW-6	10/01/15	6.06	3.98	4.00	0.02	2.08	NA	
	12/24/15	6.06	ND	3.22	ND	2.84	NA	Installed sorbent sock
	01/06/16	6.06	ND	2.40	ND	3.66	NA	Replaced sorbent sock
	02/10/16	6.06	2.38	2.39	0.01	3.68	NA	Replaced sorbent sock
	03/09/16	6.06	1.15	1.52	0.37	4.85	NA	Replaced sorbent sock
	04/09/16	6.06	ND	2.98	ND	3.08	NA	Replaced sorbent sock
	04/11/16	6.06	2.69	2.70	0.01	3.37	NA	
	05/14/16	6.06	ND	3.45	ND	2.61	NA	
	06/25/16	6.06	ND	3.27	ND	2.79	NA	
	07/17/16	6.06	ND	4.32	ND	1.74	NA	
	07/29/16	6.06	3.00	3.01	0.01	3.06	NA	
	08/19/16	6.06	NM	NM	NM	NM	NA	Replaced absorbent sock
	09/11/16	6.06	3.60	3.61	0.01	2.46	NA	Replaced absorbent sock
	10/05/16	6.06	NM	NM	NM	NM	NM	Unable to locate
	11/23/16	6.06	ND	3.93	ND	2.13	NA	Replaced sorbent sock
	01/13/17	6.06	NM	NM	NM	NM	NM	Replaced absorbent sock
	01/23/17	6.06	ND	1.72	ND	4.34	NA	
	01/25/17	6.06	1.82	1.82	Sheen	4.24	NA	
	02/22/17	6.06	ND	2.30	ND	3.76	NA	
	03/08/17	6.06	ND	2.90	ND	3.16	NA	
	04/05/17	6.06	ND	2.05	ND	4.01	NA	Replaced absorbent sock
	05/10/17	6.06	ND	3.20	ND	2.86	NA	Replaced absorbent sock
	05/23/17	6.06	ND	2.40	ND	3.66	NA	
	06/14/17	6.06	ND	3.65	ND	2.41	NA	Replaced absorbent sock
	07/26/17	6.06	3.95	3.96	0.01	2.11	NA	Replaced sorbent sock
	08/01/17	6.06	ND	3.20	ND	2.86	NA	
	09/09/17	6.06	ND	4.13	ND	1.93	NA	Replaced sorbent sock
	10/31/17	6.06	3.62	3.63	0.01	2.44	NA	Replaced sorbent sock
	11/16/17	6.06	ND	2.92	ND	3.14	NA	Replaced sorbent sock
	11/29/17	6.06	3.70	3.85	0.15	2.33	NA	
	02/14/18	6.06	1.14	1.18	0.04	4.91	5	Replaced sorbent sock
	02/28/18	6.06	2.24	2.24	ND	3.82	3	Replaced sorbent sock (4")
	03/28/18	6.06	ND	2.45	ND	3.61	5	Sock rusty iron in color - no product
	04/10/18	6.06	ND	2.59	ND	3.47	NA	Sock rusty iron in color - no product
	05/21/18	6.06	3.72	3.74	0.02	3.47	5	Replaced sorbent sock

Table 2
LPH Gauging Summary

Commander Terminal
Oyster Bay, New York

October 1, 2011 - March 26, 2018

Monitoring Well	Date	Top of Casing (feet)	Depth to LPH (feet)	Depth to Water (feet)	LPH Thickness (feet)	Corrected Groundwater Elevation (feet)	Total Fluid Recovered (Gallons)	Color/Comments
MW-6	06/22/18	6.06	3.55	3.60	0.05	2.50	5	Replaced sorbent sock
	07/17/18	6.06	ND	3.67	ND	2.39	5	Replaced sorbent sock
	08/17/18	6.06	ND	3.66	ND	2.40	NA	Replaced sorbent sock
	09/26/18	6.06	2.68	2.69	0.01	3.37	NA	Replaced sorbent sock
	10/30/18	6.06	3.43	3.42	0.01	2.64	NA	Replaced sorbent sock
	11/28/18	6.06	2.00	2.02	0.02	4.06	2.5	Replaced sorbent sock
	12/19/18	6.06	ND	2.18	ND	3.88	NA	Replaced sorbent sock
	01/25/19	6.06	3.21	3.43	0.22	2.63	5	Replaced sorbent sock
	02/21/19	6.06	ND	2.57	ND	3.49	NA	
	03/26/19	6.06	ND	2.95	ND	3.11	NA	
MW-14	06/01/10	7.24	ND	4.25	ND	2.99	NA	Absorbent sock in good condition
	06/11/10	7.24	ND	3.43	ND	3.81	NA	Absorbent sock in good condition
	06/21/10	7.24	ND	3.54	ND	3.70	NA	Absorbent sock in good condition
	07/02/10	7.24	ND	4.49	ND	2.75	NA	Absorbent sock in good condition
	07/15/10	7.24	ND	4.20	ND	3.04	NA	Absorbent sock in good condition
	08/09/10	7.24	ND	2.62	ND	4.62	NA	Absorbent sock in good condition
	08/31/10	7.24	ND	4.90	ND	2.34	NA	Absorbent sock in good condition
	09/14/10	7.24	ND	4.77	ND	2.47	NA	Replaced absorbent sock
	09/29/10	7.24	ND	3.06	ND	4.18	NA	Absorbent sock in good condition
	10/21/10	7.24	ND	NM	ND	NA	NA	Absorbent sock in good condition
	11/24/10	7.24	ND	4.76	ND	2.48	NA	Replaced absorbent sock
	12/07/10	7.24	ND	3.29	ND	3.95	NA	Absorbent sock in good condition
	01/31/11	7.24	ND	4.73	ND	2.51	NA	Replaced absorbent sock
	02/16/11	7.24	ND	3.70	ND	3.54	NA	Replaced absorbent sock
	03/24/11	7.24	ND	3.42	ND	3.82	NA	Absorbent sock in good condition
	04/07/11	7.24	ND	3.36	ND	3.88	NA	Absorbent sock in good condition
	05/23/11	7.24	ND	3.61	ND	3.63	NA	Replaced absorbent sock
	06/16/11	7.24	ND	4.44	ND	2.80	NA	Absorbent sock in good condition
	07/28/11	7.24	ND	3.76	ND	3.48	NA	Absorbent sock in good condition
	08/23/11	7.24	ND	4.43	ND	2.81	NA	Replaced absorbent sock
	09/28/11	7.24	ND	2.11	ND	5.13	NA	Absorbent sock in good condition
	10/06/11	7.24	ND	3.47	ND	3.77	NA	Absorbent sock in good condition
	11/15/11	7.24	ND	4.75	ND	2.49	NA	Absorbent sock in good condition
	12/21/11	7.24	ND	2.68	ND	4.56	NA	Absorbent sock in good condition
	01/04/12	7.24	ND	3.82	ND	3.42	NA	Absorbent sock in good condition
	01/11/12	7.24	3.19	3.20	0.01	4.05	NA	Replaced absorbent sock
	03/13/12	7.24	5.05	5.06	0.01	2.19	NA	Absorbent sock in good condition
	04/04/12	7.24	ND	3.36	ND	3.88	NA	Absorbent sock in good condition
	05/11/12	7.24	5.88	5.89	0.01	1.36	NA	Replaced absorbent sock
	08/16/12	7.24	ND	4.36	ND	2.88	NA	Absorbent sock in good condition
	09/28/12	7.24	ND	2.39	ND	4.85	NA	Absorbent sock in good condition
	10/15/12	7.24	ND	3.79	ND	3.45	NA	Absorbent sock in good condition
	11/19/12	7.24	ND	5.14	ND	2.10	NA	Replaced absorbent sock

Table 2
LPH Gauging Summary

Commander Terminal
Oyster Bay, New York

October 1, 2011 - March 26, 2018

Monitoring Well	Date	Top of Casing (feet)	Depth to LPH (feet)	Depth to Water (feet)	LPH Thickness (feet)	Corrected Groundwater Elevation (feet)	Total Fluid Recovered (Gallons)	Color/Comments
MW-14 cont'd	02/15/13	7.24	ND	4.80	ND	2.44	NA	Absorbent sock in good condition
	03/28/13	7.24	ND	4.76	ND	2.48	NA	Absorbent sock in good condition
	04/11/13	7.24	ND	3.48	ND	3.76	NA	Good condition; left in well
	05/28/13	7.24	ND	6.87	ND	0.37	NA	Absorbent sock in good condition
	07/30/13	7.24	ND	6.10	ND	1.14	NA	Absorbent sock in good condition
	08/23/13	7.24	6.77	6.78	0.01	0.47	NA	Absorbent sock in good condition
	09/09/13	7.24	6.29	6.30	0.01	0.95	NA	Absorbent sock in good condition
	10/15/13	7.24	ND	3.29	ND	3.95	NA	Absorbent sock in good condition
	12/05/13	7.24	ND	3.53	ND	3.71	NA	Absorbent sock in good condition
	01/18/14	7.24	ND	9.90	ND	-2.66	NA	
	02/25/14	7.24	ND	9.90	ND	-2.66	NA	
	03/24/14	7.24	NA	NA	NA	NA	NA	Fluid level changing due to ISCO system operation
	04/16/14	7.24	NA	NA	NA	NA	NA	Fluid level changing due to ISCO system operation
	06/05/14	7.24	ND	1.80	ND	5.44	NA	Fluid level changing due to ISCO system operation
	07/25/14	7.24	ND	10.45	ND	-3.21	NA	Fluid level changing due to ISCO system operation
	08/28/14	7.24	ND	5.27	ND	1.97	NA	
	09/25/14	7.24	NM	NM	NM	NM	NM	
	10/31/14	7.24	ND	3.68	ND	3.56	NA	
	11/25/15	7.24	ND	5.02	ND	2.22	NA	
	12/19/14	7.24	ND	4.50	ND	2.74	NA	
	01/30/15	7.24	ND	3.25	ND	3.99	NA	
	03/20/15	7.24	ND	3.93	ND	3.31	NA	
	04/07/15	7.24	ND	6.95	ND	0.29	NA	
	04/22/15	7.24	ND	5.40	ND	1.84	NA	
	05/04/15	7.24	ND	5.40	ND	1.84	NA	
	06/08/15	7.24	ND	6.45	ND	0.79	NA	Replaced absorbent sock
	07/09/15	Could Not Locate						
	08/18/15	7.24	ND	4.88	ND	2.36	NA	Inspected sorbent sock
	09/08/15	7.24	ND	5.22	ND	2.02	NA	
	10/01/15	7.24	ND	10.40	ND	-3.16	NA	
	12/24/15	7.24	ND	9.24	ND	-2.00	NA	
	01/06/16	7.24	ND	3.58	ND	3.66	NA	
	02/10/16	7.24	ND	2.60	ND	4.64	NA	
	03/09/16	7.24	ND	2.78	ND	4.46	NA	
	04/09/16	7.24	ND	5.15	ND	2.09	NA	
	04/11/16	7.24	ND	5.14	ND	2.10	NA	
	05/14/16	7.24	ND	4.80	ND	2.44	NA	
	06/25/16	7.24	ND	5.36	ND	1.88	NA	
	07/17/16	7.24	ND	4.32	ND	2.92	NA	
	07/29/16	7.24	ND	4.17	ND	3.07	NA	
	08/19/16	7.24	ND	4.27	ND	2.97	NA	
	09/11/16	7.24	ND	4.74	ND	2.50	NA	
	10/05/16	7.24	ND	5.22	ND	2.02	NA	
	11/23/16	7.24	ND	6.12	ND	1.12	NA	
	01/13/17	7.24	ND	2.60	ND	4.64	NA	
	01/23/17	7.24	ND	4.17	ND	3.07	NA	
	01/25/17	7.24	ND	2.80	ND	4.44	NA	
	02/22/17	7.24	ND	5.18	ND	2.06	NA	
	03/08/17	7.24	ND	5.04	ND	2.20	NA	
	05/10/17	7.24	ND	4.96	ND	2.28	NA	
	05/23/17	7.24	ND	5.10	ND	2.14	NA	
	06/14/17	7.24	ND	4.58	ND	2.66	NA	
	07/26/17	7.24	ND	5.45	ND	1.79	NA	
	08/01/17	7.24	ND	5.00	ND	2.24	NA	
	09/09/17	7.24	ND	5.45	ND	1.79	NA	Replaced absorbent sock
	10/31/17	7.24	ND	4.11	ND	3.13	NA	
	11/16/17	7.24	ND	3.67	ND	3.57	NA	
	11/29/17	7.24	ND	ND	ND	ND	NA	
	02/14/18	7.24	ND	ND	ND	ND	NA	Could Not Locate
	02/28/18	7.24	ND	ND	ND	ND	NA	Could Not Locate
	03/28/18	7.24	ND	3.11	ND	4.13	5.5	No product (No socks)
	04/10/18	7.24	ND	2.98	ND	4.26	NA	No product (No socks)
	05/21/18	7.24	ND	5.80	ND	1.44	NA	No product (No socks)
	06/21/18	7.24	ND	4.75	ND	2.49	NA	No product (No socks)
	07/17/18	7.24	ND	6.76	ND	0.48	NA	No product (No socks)
	08/17/18	7.24	ND	5.45	ND	1.79	NA	No product (No socks)
	09/21/18	7.24	ND	3.38	ND	3.86	NA	No product (No socks)
	10/30/18	7.24	ND	3.24	ND	4.00	NA	No product (No socks)
	11/28/18	7.24	ND	3.06	ND	4.18	NA	No product (No socks)
	12/19/18	7.24	ND	3.79	ND	3.45	NA	No product (No socks)
	01/25/19	7.24	ND	3.68	ND	3.56	NA	No product (No socks)
	02/21/19	7.24	ND	2.60	ND	4.64	NA	No product (No socks)

Table 2
LPH Gauging Summary

Commander Terminal
Oyster Bay, New York

October 1, 2011 - March 26, 2018

Monitoring Well	Date	Top of Casing (feet)	Depth to LPH (feet)	Depth to Water (feet)	LPH Thickness (feet)	Corrected Groundwater Elevation (feet)	Total Fluid Recovered (Gallons)	Color/Comments
MW-14	03/25/19	7.24	ND	5.28	ND	1.96	NA	No product (No socks)
MW-15	07/15/10	7.72	ND	3.69	Sheen	4.03	NA	Replaced absorbent sock
	08/09/10	7.72	ND	3.52	Sheen	4.20	NA	Absorbent sock in good condition
	08/31/10	7.72	ND	3.70	Sheen	4.02	NA	Absorbent sock in good condition
	09/14/10	7.72	ND	3.53	Sheen	4.19	NA	Replaced absorbent sock
	09/29/10	7.72	ND	3.18	ND	4.54	NA	Absorbent sock in good condition
	10/21/10	7.72	ND	3.15	ND	4.57	NA	Absorbent sock in good condition
	11/24/10	7.72	ND	3.58	ND	4.14	NA	Replaced absorbent sock
	12/07/10	7.72	ND	3.34	ND	4.38	NA	Absorbent sock in good condition
	01/31/11	7.72	ND	3.29	ND	4.43	NA	Replaced absorbent sock
	02/16/11	7.72	ND	2.99	ND	4.73	NA	Absorbent sock in good condition
	03/24/11	7.72	ND	2.81	ND	4.91	NA	Absorbent sock in good condition
	04/07/11	7.72	ND	2.86	ND	4.86	NA	Absorbent sock in good condition
	05/23/11	7.72	ND	3.25	Sheen	4.47	NA	Replaced absorbent sock
	06/16/11	7.72	ND	3.23	ND	4.49	NA	Absorbent sock in good condition
	07/28/11	7.72	ND	3.38	ND	4.34	NA	Absorbent sock in good condition
	08/23/11	7.72	ND	3.31	ND	4.41	NA	Replaced absorbent sock
	09/28/11	7.72	ND	2.84	Sheen	4.88	NA	Replaced absorbent sock
	10/06/11	7.72	ND	4.32	ND	3.40	NA	Replaced absorbent sock
	11/15/11	7.72	ND	3.50	ND	4.22	NA	Replaced absorbent sock
	12/21/11	7.72	ND	3.15	ND	4.57	NA	Good condition; left in well
	01/04/12	7.72	ND	3.25	ND	4.47	NA	Good condition; left in well
	03/13/12	7.72	ND	3.24	ND	4.48	NA	Good condition; left in well
	04/04/12	7.72	ND	3.04	ND	4.68	NA	Replaced absorbent sock
	05/11/12	7.72	3.02	3.03	0.01	4.70	NA	Replaced absorbent sock
	08/16/12	7.72	ND	2.98	ND	4.74	NA	Good condition; left in well
	09/28/12	7.72	ND	0.95	ND	6.77	NA	Good condition; left in well
	10/15/12	7.72	ND	3.18	ND	4.54	NA	Good condition; left in well
	11/19/12	7.72	ND	3.16	ND	4.56	NA	Replaced absorbent sock
	02/15/13	7.72	NM	NM	NM	NM	NA	Covered by snow pile
	03/28/13	7.72	ND	3.06	ND	4.66	NA	Good condition; left in well
	05/28/13	7.72	ND	4.68	ND	3.04	NA	Absorbent sock in good condition
	07/30/13	7.72	ND	4.78	ND	2.94	NA	Absorbent sock in good condition
	08/23/13	7.72	ND	4.76	ND	2.96	NA	Absorbent sock in good condition
	09/09/13	7.72	ND	4.45	ND	3.27	NA	Good condition; left in well
	10/15/13	7.72	ND	3.28	ND	4.44	NA	Absorbent sock in good condition
	12/04/13	7.72	ND	3.44	ND	4.28	NA	Absorbent sock in good condition
	02/26/14	7.72	NA	NA	NA	NA	NA	Well covered with ice
	07/24/14	7.72	3.30	3.32	0.02	4.42	0.10	Well covered with ice
	08/28/14	7.72	NM	NM	NM	NM	NM	
	09/25/14	7.72	3.31	3.33	0.02	4.41	0.10	
	10/31/14	7.72	4.18	4.23	0.05	3.53	NA	Absorbent sock installed
	11/25/14	7.72	3.12	3.13	0.01	4.60	0.05	
	12/19/14	7.72	3.22	3.22	ND	4.50	0.01	
	03/20/15	7.72	3.20	3.21	0.01	4.52	NA	
	04/07/15	7.72	ND	3.22	ND	4.50	NA	
	04/22/15	7.72	ND	2.94	ND	4.78	NA	
	05/04/15	7.72	ND	3.35	ND	4.37	NA	
	06/08/15	7.72	ND	3.50	ND	4.22	NA	Absorbent sock installed
	07/09/15	7.72	3.27	3.28	0.01	4.45	NA	
	08/18/15	7.72	ND	3.44	ND	4.28	NA	
	09/08/15	7.72	ND	3.58	ND	4.14	NA	Absorbent sock replaced
	10/01/15	7.72	ND	3.30	ND	4.42	NA	
	12/24/15	7.72	ND	3.32	ND	4.40	NA	
	01/06/16	7.72	ND	3.22	ND	4.50	NA	Replaced sorbent sock
	02/10/16	7.72	ND	2.62	ND	5.10	NA	Replaced sorbent sock
	03/09/16	7.72	ND	2.92	ND	4.80	NA	Replaced sorbent sock
	04/09/16	7.72	ND	2.78	ND	4.94	NA	Replaced sorbent sock
	04/11/16	7.72	ND	2.82	ND	4.90	NA	
	05/14/16	7.72	ND	3.79	ND	3.93	NA	
	06/25/16	7.72	ND	3.60	ND	4.12	NA	
	07/17/16	7.72	ND	3.30	ND	4.42	NA	
	07/30/16	7.72	ND	3.04	ND	4.68	NA	Replaced sorbent sock
	08/19/16	7.72	ND	3.10	ND	4.62	NA	Replaced sorbent sock
	09/11/16	7.72	ND	3.52	ND	4.20	NA	Replaced sorbent sock
	10/05/16	7.72	ND	3.40	ND	4.32	NA	Replaced sorbent sock
	11/23/16	7.72	ND	3.95	ND	3.77	NA	Replaced sorbent sock
	01/13/17	7.72	ND	2.78	ND	4.94	NA	
	01/23/17	No Access - Drum on Well						
	01/25/17	7.72	ND	2.52	ND	5.20	NA	
	02/22/17	7.72	ND	2.64	ND	5.08	NA	
	03/08/17	7.72	ND	2.74	ND	4.98	NA	
	04/05/17	7.72	2.70	2.70	Sheen	5.02	NA	
	05/10/17	7.72	ND	2.76	ND	4.96	NA	
	05/23/17	7.72	ND	2.82	ND	4.90	NA	
	06/14/17	7.72	ND	2.95	ND	4.77	NA	

Table 2
LPH Gauging Summary

Commander Terminal
Oyster Bay, New York

October 1, 2011 - March 26, 2018

Monitoring Well	Date	Top of Casing (feet)	Depth to LPH (feet)	Depth to Water (feet)	LPH Thickness (feet)	Corrected Groundwater Elevation (feet)	Total Fluid Recovered (Gallons)	Color/Comments
MW-15 cont'd	07/26/17	7.72	ND	2.95	ND	4.77	NA	Replaced sorbent sock
	08/01/17	7.72	ND	3.22	ND	4.50	NA	
	09/09/17	7.72	ND	3.08	ND	4.64	NA	
	10/31/17	7.72	ND	3.18	ND	4.54	NA	
	11/16/17	7.72	ND	2.94	ND	4.78	NA	Replaced sorbent sock
	11/29/17	7.72	ND	3.20	ND	4.52	NA	
	02/14/18	7.72	2.91	2.91	0.00	4.81	5	Replaced sorbent sock
	02/28/18	7.72	3.04	3.04	0.00	4.68	5	Replaced sorbent sock
	03/28/18	7.72	ND	2.82	ND	4.90	5.5	
	04/10/18	7.72	ND	4.48	ND	3.24	NA	Absorbant sock in good condition
	05/21/18	7.72	5.65	6.00	0.35	2.01	5	Replaced sorbent sock
	06/21/18	7.72	ND	3.53	ND	4.19	NA	Replaced sorbent sock
	07/17/18	7.72	ND	5.69	ND	2.03	NA	Absorbant sock in good condition
	08/17/18	7.72	ND	5.35	ND	2.37	NA	Replaced sorbent sock
	09/21/18	7.72	ND	3.90	ND	3.82	NA	Absorbant sock in good condition
	10/30/18	7.72	ND	4.02	ND	3.70	NA	
	11/28/18	7.72	NA	NA	NA	NA	NA	Well not accessible
	12/19/18	7.72	3.70	3.75	0.05	4.01	NA	Replaced sorbent sock
	01/25/19	7.72	4.94	4.97	0.03	2.77	5.00	Replaced sorbent sock
	02/21/19	7.72	ND	4.96	0.03	2.78	NA	Absorbant sock in good condition
	03/25/19	7.72	4.68	4.71	0.03	3.03	5.00	Replaced sorbent socks

Table 2
LPH Gauging Summary

Commander Terminal
Oyster Bay, New York

October 1, 2011 - March 26, 2018

Monitoring Well	Date	Top of Casing (feet)	Depth to LPH (feet)	Depth to Water (feet)	LPH Thickness (feet)	Corrected Groundwater Elevation (feet)	Total Fluid Recovered (Gallons)	Color/Comments
MW-18	08/09/10	6.15	ND	1.71	ND	4.44	NA	Absorbent sock in good condition
	08/31/10	6.15	ND	4.17	Sheen	1.98	NA	Replaced absorbent sock
	09/14/10	6.15	ND	4.31	ND	1.84	NA	Replaced absorbent sock
	09/29/10	6.15	ND	2.68	ND	3.47	NA	Good condition; left in well
	10/21/10	6.15	ND	2.00	ND	4.15	NA	Replaced absorbent sock
	11/24/10	6.15	ND	4.21	ND	1.94	NA	Replaced absorbent sock
	12/07/10	6.15	ND	3.19	ND	2.96	NA	Replaced absorbent sock
	01/31/11	6.15	ND	3.98	ND	2.17	NA	Replaced absorbent sock
	02/16/11	6.15	ND	1.77	ND	4.38	NA	Replaced absorbent sock
	03/24/11	6.15	1.57	2.51	0.94	4.42	1.50	Replaced sock - Black Weathered
	04/07/11	6.15	2.26	3.01	0.75	3.76	1.00	Replaced absorbent sock
	05/23/11	6.15	ND	3.62	Sheen	2.53	NA	Replaced absorbent sock
	06/16/11	6.15	ND	3.13	Sheen	3.02	NA	NA, transducer in well
	07/28/11	6.15	ND	2.84	Sheen	3.31	NA	Replaced absorbent sock
	08/23/11	6.15	ND	3.50	Sheen	2.65	NA	Replaced absorbent sock
	09/28/11	6.15	ND	1.45	Sheen	4.70	NA	Replaced absorbent sock
	10/06/11	6.15	2.59	2.83	0.24	3.52	0.25	Absorbent sock in good condition
	11/15/11	6.15	NM	NM	NM	NA	NA	Not accessible
	12/21/11	6.15	ND	1.74	ND	4.41	NA	Replaced Absorbent sock
	01/04/12	6.15	3.11	3.12	0.01	3.04	NA	Replaced Absorbent sock
	03/13/12	6.15	3.01	3.05	0.04	3.13	NA	Replaced Absorbent sock
	04/04/12	6.15	ND	2.90	ND	3.25	NA	Replaced Absorbent sock
	05/11/12	6.15	4.08	4.09	0.01	2.07	NA	Replaced Absorbent sock
	08/16/12	6.15	ND	1.72	ND	4.43	NA	Absorbent sock in good condition
	09/28/12	6.15	ND	0.00	ND	6.15	NA	Area Flooded could not access
	10/15/12	6.15	ND	2.28	ND	3.87	NA	Absorbent sock in good condition
	11/19/12	6.15	3.29	3.31	0.02	2.86	NA	Replaced Absorbent sock
	02/15/13	6.15	2.70	3.60	0.90	3.29	0.25	Replaced Absorbent sock
	03/28/13	6.15	1.85	2.00	0.15	4.27	NA	Replaced Absorbent sock
	04/11/13	6.15	2.38	2.68	0.30	3.72	0.25	Replaced Absorbent sock
	05/28/13	6.15	3.36	3.65	0.29	2.74	NA	Replaced Absorbent sock
	07/30/13	6.15	ND	2.60	ND	3.55	NA	Absorbent sock in good condition
	08/23/13	6.15	ND	3.68	ND	2.47	NA	Absorbent sock in good condition
	09/09/13	6.15	3.75	3.76	0.01	2.40	NA	Absorbent sock in good condition
	10/15/13	6.15	ND	2.28	ND	3.87	NA	Absorbent sock in good condition
	12/05/13	6.15	2.62	2.65	0.03	3.52	NA	Absorbent sock in good condition
	01/18/14	6.15	2.52	2.80	0.28	3.58	0.25	Absorbent sock in good condition
	02/26/14	6.15	2.65	3.70	1.05	3.32	0.75	Absorbent sock in good condition
	03/24/14	6.15	2.64	3.14	0.50	3.42	0.50	Absorbent sock removed
	04/18/14	6.15	2.00	2.90	0.90	3.99	1.00	
	06/05/14	6.15	2.88	4.60	1.72	2.97	0.50	
	07/25/14	6.15	ND	2.90	ND	3.25	NA	Absorbent sock installed
	08/28/14	6.15	3.65	3.85	0.20	2.47	NA	Absorbent sock installed
	09/25/14	6.15	ND	2.53	ND	3.62	NA	
	10/31/14	6.15	2.42	2.43	0.01	3.73	NA	Absorbent sock installed
	11/25/14	6.15	2.47	3.23	0.76	3.55	0.25	
	12/12/14	6.15	1.54	4.30	2.76	4.13	1.5	
	12/19/14	6.15	2.83	7.60	4.77	2.49	2	
	01/30/15	6.15	1.86	1.93	0.07	4.28	NA	Absorbent sock installed
	02/12/15	6.15	2.98	3.00	0.02	3.17	NA	Absorbent sock installed
	02/26/15	6.15	3.82	3.90	0.08	2.32	NA	Absorbent sock installed
	03/20/15	6.15	2.27	4.80	2.53	3.44	2.50	Absorbent sock installed
	04/07/15	6.15	2.25	4.58	2.33	3.50	2.50	Absorbent sock replaced
	04/22/15	6.15	2.32	2.42	0.10	3.81	NA	Absorbent sock replaced
	05/04/15	6.15	2.50	2.56	0.06	3.64	NA	Absorbent sock replaced
	06/08/15	6.15	4.21	4.22	0.01	1.94	NA	Absorbent sock replaced

Table 2
LPH Gauging Summary

Commander Terminal
Oyster Bay, New York

October 1, 2011 - March 26, 2018

Monitoring Well	Date	Top of Casing (feet)	Depth to LPH (feet)	Depth to Water (feet)	LPH Thickness (feet)	Corrected Groundwater Elevation (feet)	Total Fluid Recovered (Gallons)	Color/Comments
MW-18 cont'd	08/18/15	6.15	ND	3.38	ND	2.77	NA	Absorbent sock replaced
	09/08/15	6.15	ND	2.74	ND	3.41	NA	Absorbent sock replaced
	10/01/15	6.15	4.24	4.26	0.02	1.91	NA	Absorbent sock replaced
	12/24/15	6.15	ND	4.29	ND	1.86	NA	Absorbent sock replaced
	01/06/16	6.15	ND	2.28	ND	3.87	NA	Absorbent sock replaced
	02/10/16	6.15	3.04	3.06	0.02	3.11	NA	Replaced sorbent sock
	03/09/16	6.15	1.87	1.90	0.03	4.27	NA	Replaced sorbent sock
	04/09/16	6.15	3.72	4.30	0.58	2.33	NA	Replaced sorbent sock
	04/11/16	6.15	2.55	2.65	0.10	3.58	NA	
	05/14/16	6.15	3.22	4.00	0.78	2.80	NA	
	06/25/16	6.15	3.46	3.50	0.04	2.68	NA	
	07/17/16	6.15	ND	4.30	ND	1.85	NA	
	08/19/16	6.15	3.64	3.65	0.01	2.51	NA	Replaced sorbent sock
	09/11/16	6.15	3.58	3.59	0.01	2.57	NA	Replaced sorbent sock
	10/05/16	6.15	ND	5.32	ND	0.83	NA	Absorbent sock in good condition
	11/23/16	6.15	ND	3.67	ND	2.48	NA	Replaced sorbent sock
	01/13/17	6.15	ND	2.78	ND	3.37	NA	Replaced sorbent sock
	01/23/17	6.15	ND	2.30	ND	3.85	NA	
	01/25/17	6.15	2.18	2.16	-0.02	3.97	NA	Replaced sorbent sock
	02/22/17	6.15	2.28	2.64	0.36	3.81	NA	Replaced sorbent sock
	03/08/17	6.15	2.96	3.23	0.27	3.14	NA	Replaced sorbent sock
	04/05/17	6.15	2.13	2.15	0.02	4.02	NA	Replaced sorbent sock
	04/19/17	6.15	3.61	3.70	0.09	2.52	NA	Replaced sorbent sock
	05/10/17	6.15	2.81	2.87	0.06	3.33	NA	Replaced sorbent sock
	05/23/17	6.15	2.48	2.50	0.02	3.67	NA	Replaced sorbent sock
	06/14/17	6.15	2.80	2.90	0.10	3.33	NA	Replaced sorbent sock
	06/28/17	6.15	4.30	4.32	0.02	1.85	NA	Replaced sorbent sock
	07/26/17	6.15	2.22	2.23	0.01	3.93	NA	Replaced sorbent sock
	08/01/17	6.15	ND	3.10	ND	3.05	NA	
	09/09/17	6.15	ND	3.90	ND	2.25	NA	Replaced sorbent sock
	10/31/17	6.15	4.24	4.25	ND	1.90	NA	
	11/16/17	6.15	ND	3.52	ND	2.63	NA	Replaced sorbent sock
	11/29/17	6.15	ND	6.65	ND	-0.50	NA	
	02/14/18	6.15	1.64	3.59	1.95	4.17	5	Replaced sorbent socks (2)
	02/28/18	6.15	1.40	2.03	0.63	4.64	5	Replaced sorbent socks (3)
	03/29/18	6.15	2.57	4.60	2.03	3.23	5	Replaced sorbent socks (3)
	04/10/18	6.15	2.85	5.12	2.27	2.91	5	Replaced sorbent socks (3)
	05/21/18	6.15	3.69	3.80	0.11	2.44	5	Replaced sorbent socks (3)
	06/22/18	6.15	3.30	3.34	0.04	2.84	5	Replaced sorbent socks (3)
	07/17/18	6.15	ND	7.19	ND	-1.04	5	Replaced sorbent socks (3)
	08/17/18	6.15	4.02	4.05	0.03	2.12	5	Replaced sorbent socks (3)
	09/26/18	6.15	ND	1.84	ND	4.31	NA	Absorbant socks in good condition
	10/30/18	6.15	3.76	3.78	0.02	2.37	NA	Replaced sorbent socks (3)
	11/28/18	6.15	1.28	1.04	0.24	5.31	5	Replaced sorbent socks (3)
	12/19/18	6.15	4.60	5.50	0.90	1.39	5	Replaced sorbent socks (3)
	01/25/19	6.15	4.80	6.25	1.45	1.10	5	Replaced sorbent socks (3)
	02/21/19	6.15	2.15	3.30	1.15	3.80	5	Replaced sorbent socks (3)
	03/26/19	6.15	3.60	5.95	2.35	2.14	5	Replaced sorbent socks (3)

Table 2
LPH Gauging Summary

Commander Terminal
Oyster Bay, New York

October 1, 2011 - March 26, 2018

Monitoring Well	Date	Top of Casing (feet)	Depth to LPH (feet)	Depth to Water (feet)	LPH Thickness (feet)	Corrected Groundwater Elevation (feet)	Total Fluid Recovered (Gallons)	Color/Comments
MW-19	08/09/10	6.96	ND	4.13	ND	2.83	NA	Absorbent sock in good condition
	08/31/10	6.96	ND	5.64	ND	1.32	NA	Good condition; left in well
	09/14/10	6.96	ND	5.45	ND	1.51	NA	Good condition; left in well
	09/29/10	6.96	ND	5.01	ND	1.95	NA	Good condition; left in well
	10/21/10	6.96	ND	4.34	ND	2.62	NA	Replaced absorbent sock
	11/24/10	6.96	ND	6.17	ND	0.79	NA	Good condition; left in well
	12/07/10	6.96	ND	5.36	ND	1.60	NA	Good condition; left in well
	01/31/11	6.96	ND	5.87	ND	1.09	NA	Replaced absorbent sock
	02/16/11	6.96	ND	4.01	ND	2.95	NA	Good condition; left in well
	03/24/11	6.96	ND	4.01	ND	2.95	NA	Good condition; left in well
	04/07/11	6.96	ND	4.62	ND	2.34	NA	Good condition; left in well
	05/23/11	6.96	ND	4.63	ND	2.33	NA	Good condition; left in well
	06/16/11	6.96	ND	5.22	ND	1.74	NA	Good condition; left in well
	07/28/11	6.96	ND	4.60	ND	2.36	NA	Good condition; left in well
	08/23/11	6.96	ND	5.06	ND	1.90	NA	Replaced absorbent sock
	09/28/11	6.96	ND	3.51	Sheen	3.45	NA	Replaced absorbent sock
	10/06/11	6.96	ND	4.44	ND	2.52	NA	Good condition; left in well
	11/15/11	6.96	ND	5.45	ND	1.51	NA	Removed Absorbent Sock
	04/04/12	6.96	ND	4.40	ND	2.56	NA	Removed Absorbent Sock
	12/21/12	6.96	ND	NM	NM	NM	NM	Not Accessible
	03/28/13	6.96	ND	4.30	ND	2.66	NA	Good condition; left in well
	07/30/13	6.96	ND	4.78	ND	2.18	NA	Good condition; left in well
	12/05/13	6.96	ND	4.66	ND	2.30	NA	Good condition; left in well
	02/26/14	6.96	3.79	3.80	0.01	3.17	0.20	
	04/16/14	6.96	4.35	4.50	0.15	2.58	0.25	
	06/05/14	6.96	4.98	4.99	0.01	1.98	NA	
	07/25/14	6.96	ND	5.27	ND	1.69	NA	
	08/28/14	6.96	ND	6.25	ND	0.71	NA	
	9//25/14	6.96	ND	4.91	ND	2.05	NA	
	10/31/14	6.96	ND	4.21	ND	2.75	NA	
	11/25/15	6.96	ND	5.07	ND	1.89	NA	
	12/19/14	6.96	4.45	4.95	0.50	2.42	0.5	
	02/12/15	6.96	Sheen	5.10	Sheen	1.86	NA	
	02/26/15	6.96	ND	5.42	ND	1.54	NA	Absorbent sock replaced
	03/20/15	6.96	4.22	4.80	0.58	2.64	1.50	Absorbent sock replaced
	04/07/15	6.96	4.25	4.80	0.55	2.61	2.00	Absorbent sock replaced
	04/22/15	6.96	4.46	4.47	0.01	2.50	NA	Absorbent sock replaced
	05/04/15	6.96	4.53	4.54	0.01	2.43	NA	
	06/08/15	6.96	ND	5.52	ND	1.44	NA	Absorbent sock replaced
	07/09/15	6.96	ND	5.20	ND	1.76	NA	
	08/18/15	6.96	ND	5.06	ND	1.90	NA	
	09/08/15	6.96	ND	4.64	ND	2.32	NA	Absorbent sock replaced
	10/01/15	6.96	ND	5.30	ND	1.66	NA	Absorbent sock replaced
	12/24/15	6.96	ND	5.32	ND	1.64	NA	
	01/06/16	6.96	ND	4.45	ND	2.51	NA	Absorbent sock replaced
	02/10/16	6.96	ND	4.78	ND	2.18	NA	Replaced sorbent sock
	03/09/16	6.96	3.90	3.91	ND	3.05	NA	Replaced sorbent sock
	04/09/16	6.96	ND	5.33	ND	1.63	NA	Replaced sorbent sock
	04/11/16	6.96	ND	4.25	ND	2.71	NA	
	05/14/16	6.96	ND	4.80	ND	2.16	NA	
	06/25/16	6.96	ND	3.27	ND	3.69	NA	
	07/17/16	6.96	ND	5.38	ND	1.58	NA	
	07/26/16	6.96	ND	5.35	ND	1.61	NA	
	08/19/16	6.96	ND	5.25	ND	1.71	NA	Replaced sorbent sock
	09/11/16	6.96	ND	4.88	ND	2.08	NA	Replaced sorbent sock
	10/05/16	6.96	NM	NM	NM	NM	NM	Unable to locate well
	11/23/17	6.96	ND	5.38	ND	1.58	NA	
	01/13/17	6.96	ND	4.80	ND	2.16	NA	
	01/23/17	6.96	ND	3.89	ND	3.07	NA	
	01/25/17	6.96	ND	3.91	ND	3.05	NA	
	02/22/17	6.96	ND	4.26	ND	2.70	NA	
	03/08/17	6.96	ND	5.06	ND	1.90	NA	
	04/05/17	6.96	3.76	3.77	0.01	3.20	NA	
	05/10/17	6.96	ND	4.44	ND	2.52	NA	Replaced sorbent sock
	05/23/17	6.96	ND	4.30	ND	2.66	NA	
	06/14/17	6.96	4.56	4.57	0.01	2.40	NA	Replaced sorbent sock
	07/26/17	6.96	ND	5.12	ND	1.84	NA	
	08/01/17	6.96	ND	4.52	ND	2.44	NA	
	09/09/17	6.96	ND	5.23	ND	1.73	NA	Replaced sorbent sock
	10/31/17	6.96	ND	5.08	ND	1.88	NA	
	11/16/17	6.96	ND	4.69	ND	2.27	NA	Replaced sorbent sock
	11/29/17	6.96	ND	5.22	ND	1.74	NA	
	02/14/18	6.96	3.65	3.84	0.19	3.28	5	Replaced sorbent sock (1)
	02/28/18	6.96	3.75	4.00	0.25	3.17	5	Replaced sorbent sock (1)
	03/29/18	6.96	4.10	4.15	0.05	2.85	5	Replaced sorbent sock (1)
	04/10/18	6.96	4.45	4.57	0.12	2.49	5	Replaced sorbent sock (1)
	05/21/18	6.96	4.90	4.90	ND	2.06	5	Replaced sorbent sock (1)

Table 2
LPH Gauging Summary

Commander Terminal
Oyster Bay, New York

October 1, 2011 - March 26, 2018

Monitoring Well	Date	Top of Casing (feet)	Depth to LPH (feet)	Depth to Water (feet)	LPH Thickness (feet)	Corrected Groundwater Elevation (feet)	Total Fluid Recovered (Gallons)	Color/Comments
MW-19 cont'd	06/22/18	6.69	ND	4.25	ND	2.44	NA	Absorbent sock in good condition
	07/17/18	6.69	ND	8.00	ND	-1.31	NA	Absorbent sock in good condition
	08/17/18	6.69	ND	4.80	ND	1.89	NA	Absorbent sock in good condition
	09/26/18	6.69	ND	4.26	ND	2.43	NA	Absorbent sock in good condition
	10/30/18	6.69	ND	4.47	ND	2.22	NA	Absorbent sock in good condition
	11/28/18	6.69	ND	3.80	ND	2.89	NA	Replaced sorbent sock (1)
	12/19/18	6.69	5.02	5.20	0.18	1.49	3	Replaced sorbent sock (1)
	01/25/19	6.69	ND	5.14	ND	1.55	NA	Replaced sorbent socks (2)
	02/21/19	6.69	ND	4.90	ND	1.79	NA	Absorbent sock in good condition
	03/25/19	6.69	5.58	5.64	0.06	1.05	5	Replaced sorbent socks (2)
MW-27	01/25/17	7.82	2.28	2.29	0.01	5.54	NA	
	03/08/17	7.82	ND	2.46	ND	5.36	NA	
	04/05/17	7.82	ND	2.35	ND	5.47	NA	
	05/23/17	7.82	ND	2.40	ND	5.42	NA	
	07/26/17	7.82	ND	2.52	ND	5.30	NA	
	08/01/17	7.82	ND	2.55	ND	5.27	NA	
	09/09/17	7.82	ND	2.45	ND	5.37	NA	
	10/31/17	7.82	ND	2.44	ND	2.38	NA	
	11/16/17	7.82	ND	2.44	ND	5.38	NA	
	11/29/17	7.82	ND	2.52	ND	5.30	NA	
	03/28/18	7.82	ND	2.46	ND	5.36	NA	
	05/21/18	7.82	ND	2.55	ND	5.27	NA	
	06/21/18	7.82	ND	2.25	ND	5.57	NA	
	07/17/18	7.82	ND	2.64	ND	5.18	NA	
	08/17/18	7.82	ND	2.53	ND	5.29	NA	
	09/21/18	7.82	ND	2.57	ND	5.25	NA	
	12/19/18	7.82	ND	2.50	ND	5.32	NA	
	01/25/19	7.82	ND	2.40	ND	5.42	NA	
	02/21/19	7.82	ND	2.46	ND	5.36	NA	
	03/25/19	7.82	ND	2.50	ND	5.32	NA	
Notes:					**Total Recovery**		**204.21**	

LPH - Liquid Petroleum Hydrocarbons
ND - Not Detected
NA - Not Applicable

Table 3
Ozone System Performance Summary

Former Commander Terminal
Oyster Bay, New York

October 5, 2015 - March 25, 2019

DATE	System Status		Ozone Hour Meter Reading	Ozone Generator Run Time	Days in Period	Ozone Generator Run Time	Ozone Generator Percent Run Time	Operating Injection Points	Delivery Flow Rate	Manifold Pressure	Comments
	Arrival	Departure	(Hours)	(Hours)		(Days)			(ACFM)	(psi)	
3/23/2015	Off	On	5,436	0	0	0	0.0%	NR	NR	NR	
4/7/2015	On	On	5,795	359	15	15	99.7%	IW-1	NR	NR	
4/22/2015	On	On	6,018	223	15	9	61.9%	IW-1	NR	NR	
5/4/2015	On	On	6,304	286	12	12	99.3%	IW-2D	0.7	5	
5/19/2015	On	On	6,662	358	15	15	99.4%	IW-1	0.6	4	
6/8/2015	Off	On	6,971	309	20	13	64.4%	IW-1	1.2	4	Turned IW-1 off and IW-2D on.
6/22/2015	On	On	7,303	332	14	14	98.8%	IW-2D	0.6	4	Turned IW-2D off and IW-2S on.
7/27/2015	On	Off	8,144	841	35	35	100.1%	IW-2S	NR	NR	Indicator No. 5 - Filter needed changing. Deactivated system. Oxygen concentrator indicator was off.
8/18/2015	Off	Off	8,144	0	22	0	0.0%	Off	NR	NR	Clean system compound. Gather parts list for system repairs, cleaned probes & relabeled.
8/27/2015	Off	On	8,145	1	9	0	0.5%	IW-2D	1.6	10	Replaced air compressor pressure gauge, inlet filter and filter element on Air Dryer prefilter.
9/8/2015	On	On	8,431	286	12	12	99.3%	IW-2D	1.8	8	Turned IW-2D off and IW-2S on.
9/21/2015	On	On	8,743	312	13	13	100.0%	IW-2S	1.8	9	Turned IW-2S off and IW-1 on.
10/23/2015	On	On	NR	NA	32	32	100.0%	IW-1	1.2	9	
11/24/2015	On	On	NR	NA	32	32	100.0%	IW-2D	1.8	9	Drained compressor moisture holding tank, turned off AC and turned on heater. Turned IW-2 off and IW-1 on.
12/24/2015	On	On	11,086	NA	30	30	100.0%	IW-1	1.8	25	Turned IW-1 off and IW-2 on.
1/6/2016	On	On	11,306	220	13	9	70.5%	IW-2S	1.8	NR	Turned IW-2 off and IW-1 on.
1/26/2016	Off	Off	11,306	0	20	0	0.0%	NA	NA	NA	System off on arrival. Compressor not starting, breakers need replacement due to corrosion
1/28/2016	Off	Off	11,306	0	2	0	0.0%	NA	NA	NA	Replaced 10 breakers, troubleshoot compressor, order replacement motor.
1/30/2016	Off	On	11,306	0	2	0	0.0%	IW-1	NA	NA	Install new motor on compressor. Reactivate system.
2/10/2016	On	Off	11,513	207	11	9	78.4%	NA	NA	NA	PLC on system not responsive, cannot change injection points. Ozone generator running but not generaing ozone. Replacement ozone generator ordered.
2/12/2016	Off	Off	NR	0	2	0	NA	NA	NA	NA	Removed ozone generater for inspecton. Sever damaged parts identified.
3/9/2016	Off	Off	NR	0	26	0	NA	NA	NA	NA	Installed new ozone generater. Perform system inspection and generate parts list.
3/21/2016	Off	Off	NR	0	12	0	NA	NA	NA	NA	Installed/tested system.
3/26/2016	Off	Off	NR	0	5	0	NA	NA	NA	NA	Electrician on site to troubleshoot electrical issues.
4/16/2016	Off	Off	NR	0	21	0	NA	NA	NA	NA	Electrical repairs completed - Transformer bypassed, electric panel replaces, feed converted from three phase to single phase, ohase protection monitor installed.
4/18/2016	Off	On	262	0	2	0	NA	IW-1S	2.0	13	System activated

Table 3
Ozone System Performance Summary

Former Commander Terminal
Oyster Bay, New York

October 5, 2015 - March 25, 2019

5/5/2016	Off	On	309	47	17	2	11.5%	IW-1S	2.0	17	System off on arrival - Ozone alarm. IW-2D operating on departure.
5/14/2016	On	On	526	217	9	9	100.5%	IW-2D	2.0	11	IW-2S operating on departure
6/7/2016	On	On	1,101	575	24	24	99.8%	IW-2S	2.0	11	IW-1S operating on departure
6/25/2016	On	On	1,523	422	18	18	97.7%	IW-1S	2.0	11	IW-2D operating on departure
7/17/2016	On	On	NR	NR	22	NR	NA	IW-2D	2.0	10	IW-2S operating on departure
7/28/2016	On	On	NR	NR	141	NR	NA	IW-2S	2.0	10	IW-1S operating on departure
8/19/2016	Off	Off	NR	NR	22	NR	NA	NA	NA	NA	Ozone System Off at arrival. Awaitng repairs.
9/11/2016	Off	Off	NR	NR	23	NR	NA	NA	NA	NA	Ozone System Off at arrival. Awaitng repairs.
9/24/2016	Off	Off	1,241	NR	13	NR	NA	NA	NA	NA	Replaced air compressor motor starter / overload relay and restarted system. IW-1S operating upon departure.
10/5/2016	On	On	NR	NR	11	NR	NA	NR	<1.0	NR	
10/31/2016	Off	On	1,262	NA	26	0	NA	IW-1, IW-2S	2.0	12	System off at arrival. GFI that turns on/off PLC tripped at arrival. Reset and inspected system componemts, everything apears OK, operating normal. Assuming temporary power loss.
11/8/2016	Off	On	NR	NA	8	NR	NA	NA	2.0	NR	Reset gas panel GFCI.
11/23/2016	On	On	NR	NA	15	NR	NA	IW-1S	2.0	10	
12/8/2016	On	On	NR	NA	15	NR	NA	IW-1S	1.6	8	
12/30/2016	Off	On	1,393	NA	22	NR	NA	IW-1S	2	25	System Off on arrival. Reset GFCI
1/13/2017	Off	On	NR	NA	14	NR	NA	IW-1S	1.6	NR	System Off on arrival. Reset GFCI
1/23/2017	Off	Off	NR	NA	10	NR	NA	1W-1S	2	12	System Off on arrival. Reset GFCI
2/8/2017	Off	On	1,560	167	16	7	43.5%	1W-1S, IW-2D, IW-2S	2	12	System Off on arrival. Reset GFCI
2/22/2017	Off	Off	NR	NA	14	NR	NA	NA	NA	NA	System Off on arrival. Electrician replaced GFCI. Bad motor on Ozone injection pump - needs replacement. System off until replaced. System upgrades and expansion in progress.
7/27/2017	Off	On	1,560	NA	169	NR	NA	NA	NA	NA	Ozone injection pump replaced and system restart. IW-2S operating on departure.
8/1/2017	On	On	1680**	120	5	5	NA	IW-1S, IW-2D, IW-2D	1.8	10	IW-2S operating on departure.
8/18/2017	On	On	2,110	430	17	18	105.4%	IW-1S, IW2S, IW-2D, IW-3S	NA	NA	Installed new ozone generator. Replaced regulator in ozone panel. Connect new injection wells IW-3, IW-4, IW-5 and IW-6 to control panel.
9/9/2017	On	On	2,611	501	22	21	94.9%	IW-1S, IW2S, IW-2D, IW-3S	NA	NA	
9/23/2017	On	On	2,949	338	14	14	100.6%	IW-1S, IW2S, IW-2D, IW-3S	NA	NA	
10/4/2017	Off	Off	NR	NA	11	NA	NA	IW-1S, IW2S, IW-2D, IW-3S	NA	NA	Ozone .Concentrator #2 was tripped. Fan inside for the motor was ceased.
10/31/2017	Off	On	NR	NA	27	NA	NA	IW-1S, IW2S, IW-2D, IW-3S	NA	NA	Concentrator repaired. Restart system IW-1D/S, IW-2, IW-3 operational upon departure.
11/16/2017	On	On	3,603	384	16	16	100.0%	IW-1S, IW2S, IW-2D, IW-3S	0.6	4	
1/29/2018	On	On	5,400	1,797	74	74	100%	IW-1S, IW2S, IW-2D, IW-3S	NA	NR	
2/15/2018	On	On	5,791	391	17	17	100%	IW-1S, IW2S, IW-2D, IW-3S	NA	NR	
2/28/2018	On	On	5,791	0	13	13	100%	IW-1S, IW2S, IW-2D, IW-3S	NA	NR	

Table 3
Ozone System Performance Summary

Former Commander Terminal
Oyster Bay, New York

October 5, 2015 - March 25, 2019

3/12/2018	On	On	6,084	293	12	12	NA	IW-1S, IW2S, IW-2D, IW-3S	NA	NR	Identified ruptured tube in compressor shed.
3/27/2018	On	On	6,437	353	15	0	0%	IW-1S, IW2S, IW-2D, IW-3S	NA	NR	Repaired ruptured tube in compressor shed.
4/10/2018	On	On	6,774	384	16	16	100%	IW-1S, IW2S, IW-2D, IW-3S	NA	8	
4/27/2018	On	On	7,185	411	17	17	100%	NR	NA	5	Ozone reading of 0.55 ppm within trailer
5/11/2018	On	On	7,185	0	14	0	0%	NR	NA	0	
5/21/2018	On	On	7,448	263	10	10	100%	NR	NA	5	Turned on air conditioning unit (set to 90°F)
6/6/2018	On	On	7,831	383	16	16	100%	IW-2	NA	5	
6/21/2018	On	On	8,142	311	15	15	100%	IW-2	NA	5	
7/2/2018	On	On	8,410	268	11	11	100%	IW-2	NA	5	
7/17/2018	On	On	8,767	357	15	15	100%	IW-2	NA	6	
8/2/2018	On	On	9,194	427	16	16	100%	IW-2	NA	7	
8/17/2018	On	On	9,501	307	15	15	100%	IW-2	NA	20	
8/29/2018	On	On	9,791	290	12	12	100%	IW-2	NA	21	
9/13/2018	Off	On	9,791	0	15	0	0%	IW-2	NA	24	Electronic pad malfuncitioning - Resolved during inspection
9/27/2018	On	On	11,264	1,473	14	14	100%	IW-2	NA	27	
10/5/2018	On	On	11,500	236	8	8	100%	IW-2	NA	26	
10/19/2018	Off	On	0	0	14	7	50%	IW-2	NA	26	Electronic pad malfuncitioning (Resolved during inspection) - reset electronic pad
10/30/2018	On	On	430	430	11	11	100%	IW-2	NA	38	
11/13/2018	Off	On	854	424	14	12	86%	IW-2	NA	30	Tripped outlet - resolved during inspection
11/28/2018	On	On	1,212	358	15	15	100%	IW-2	NA	27	
12/19/2018	On	On	1,719	507	21	21	100%	IW-2	NA	54	
1/10/2019	Off	On	2,235	516	22	18	82%	IW-2	NA	65	Tripped outlet - resolved during inspection
1/25/2019	On	On	2,658	423	15	15	100%	IW-2	NA	45	
2/7/2019	On	On	2,958	300	13	13	100%	IW-2	NA	44	
2/21/2019	On	On	3,243	285	14	14	100%	IW-2	NA	45	
3/8/2019	On	On	3,517	274	15	15	100%	IW-2	NA	40	
3/25/2019	On	On	3,738	221	17	17	100%	IW-2	NA	45	
Notes:				**Totals**	1609	822	51.1%				

NR - not recorded
psi - pounds per square inch
ACFM - cubic feet per minute
IW-2S - Injecion well 2 Shallow
IW-2D - Injecion well 2 Deep

** Meter not read. Full uptime since last visit. Estimated value

Table 4
Groundwater Pump and Treat Performance Summary

Former Commander Terminal
Oyster Bay, New York

April 19, 2010 - December 18, 2018

GWPT SAMPLE DATE	AVERAGE SYSTEM FLOW RATE PER PERIOD	FLOW METER TOTALIZER	GALLONS TREATED PER PERIOD	AVERAGE GALLONS TREATED PER DAY	DAYS IN PERIOD	RUN TIME	TOTAL GALLONS TREATED	GWPT INFLUENT DATA (µg/L)		GWPT CVOC/BTEX REMOVAL RATES					
										TOTAL CVOCs			Total BTEX		
	(GPM)	(GALLONS) [at time of sampling]				(HOURS)		TOTAL CVOCs	Total BTEX	POUNDS REMOVED/ HOUR	POUNDS REMOVED/ PERIOD	TOTAL POUNDS REMOVED	POUNDS REMOVED/ HOUR	POUNDS REMOVED/ PERIOD	TOTAL POUNDS REMOVED
4/19/2010	3	85,155	85,155	5009	17	408	85,155	2013.3	30.1	0.0035	1.431	1.431	0.0001	0.0214	0.021
5/4/2010	GWTS Deactivated based on effluent sample results, second 2000 lb LGAC added & system's piping manifold upgraded														
6/1/2010	GWTS Activated														
6/11/2010	1.69	155,642	70,487	2,431	29	696	155,642	190.0	4.6	0.0002	0.112	1.543	0.000004	0.0027	0.024
8/19/2010	2.44	268,300	112,658	3,521	32	768	268,300	1.3	0.8	0.000002	0.001	1.544	0.000001	0.0007	0.025
8/25/2010	4.56	307,700	39,400	6,567	6	144	307,700	295.5	7.7	0.0007	0.097	1.641	0.00002	0.0025	0.027
8/31/2010	GWTS Deactivated, LGAC change needed														
9/4/2010	LGAC Change														
9/14/2010	2.78	351,800	44,100	4,009	11	264	351,800	594.5	8.3	0.0008	0.219	1.860	0.00001	0.0031	0.030
10/14/2010-10/26/2010	Old 2,000 lbs. carbon vessel replaced with new 2,000 lbs. vessel. System operating on two new 2,000 lbs. LGACs and LGAC piping manifold was replaced, and new system shed installed														
10/19/2010	Pump in RW-1 seized and required replacement														
11/29/2010	3.93	618,000	266,200	5,664	47	1128	618,000	1595.1	21.6	0.0031	3.544	5.403	0.00004	0.0480	0.078
11/19/2010	GWTS Activated														
12/7/2010	GWTS Deactivated and winterized due to freezing conditions														
4/1/2010	GWTS Activated														
4/29/2011	12.76	1,150,870	532,870	18,375	29	696	1,150,870	711.0	11.9	0.0045	3.162	8.565	0.0001	0.0527	0.131
5/26/2011	7.32	1,435,500	284,630	10,542	27	648	1,435,500	1042.7	10.6	0.0038	2.477	11.042	0.00004	0.0252	0.156
5/27/2011	GWTS Deactivated due to effluent concentrations														
5/11	RW-4 drilled and casing/hatch installed May 2011														
6/16/2011	LGAC Change														
6/16/2011	GWTS Activated														
	2011 - GWTS system piping replaced with steel piping, and system insulated and heat tracing added														
7/28/2011	GWTS temporarily deactivated to repair RW-1 system controls and level sensors														
10/1/2011	GWTS operated 10 days in October 2011 but cycling and pumping sporadically														
9/27/2011	3.14	1,594,000	158,500	4,529	35	840	1,594,000	117.0	5.6	0.0002	0.155	11.197	0.00001	0.0074	0.164
10/31/2011	7.44	1,711,900	117,900	10,718	11	264	1,711,900	15.4	8.8	0.0001	0.015	11.212	0.00003	0.0087	0.172
11/11	GWTS Offline in November, December and January due to problems with system controls and then a damaged pump due to mechanical and electrical failure. System in November operated approximately 1 to 2 days and treated approximately 8,200 gallons of water. Total volume gallons treated: 1,720,300. GWTS samples were not collected in November due to equipment malfunction.														
2/27/2012	9.05	1,842,170	130,270	13,027	10	240	1,842,170	64.1	11.1	0.0003	0.070	11.281	0.0001	0.0121	0.184
3/6/2012	3.75	1,885,380	43,210	5,401	8	192	1,885,380	199.0	9.3	0.0004	0.072	11.353	0.00002	0.0034	0.188
4/30/2012	9.23	2,071,385	186,005	13,286	14	336	2,071,385	385.1	8.0	0.0018	0.598	11.951	0.00004	0.0124	0.200
5/31/2012	1.93	2,157,390	86,005	2,774	31	744	2,157,390	45.1	20.6	0.00004	0.032	11.983	0.00002	0.0148	0.215
6/26/2012	3.77	2,298,450	141,060	5,425	26	624	2,298,450	230.9	8.5	0.0004	0.272	12.255	0.00002	0.0100	0.225
7/12/2012	2.42	2,357,630	59,180	3,481	17	408	2,357,630	230.9	8.5	0.0003	0.114	12.369	0.00001	0.0042	0.229
7/12/2012	GWTS Deactivated, LGAC change needed														
9/26/2012	LGAC Change														
9/26/2012	GWTS Activated														
10/25/2012	GWTS Deactivated due to Hurricane. Compliance samples not collected.														
10/25/2012	3.20	2,482,023	124,393	4,607	27	648	2,482,023	NS	NS	NA	NA	NA	NA	NA	NA
12/12	December 2012 - GWTS offline due to facility and GWTS system electrical repairs.														
12/5/2012	GWTS winterized due to lack of operational heat tracing on piping.														
4/11/2013	0.00	2,482,023	0	0	0	0	2,482,023	NA	NA	0.0000	0.0000	12.37	0.00000	0.0000	0.229
4/26/2013	1.93	2,523,800	41,777	2,785	15	360	2,523,800	5.9	7.5	0.00001	0.002	12.37	0.00001	0.0026	0.232
5/10/2013	1.00	2,543,890	20,090	1,435	14	336	2,543,890	NS	NS	NA	NA	NA	NA	NA	NA
5/28/2013	1.32	2,578,204	34,314	1,906	18	432	2,578,204	12.1	4.3	0.00001	0.003	12.37	0.000003	0.0012	0.233
6/27/2013	2.47	2,685,040**	106,836	3,561	30	720	2,685,040	56.1	2.1	0.0001	0.050	12.42	0.000003	0.0019	0.235
7/30/2013	2.25	2,791,876	106,836	3,237	33	792	2,791,876	139.3	1.9	0.0002	0.124	12.55	0.000002	0.0017	0.237
8/9/2013	3.03	2,835,517	43,641	4,364	10	240	2,835,517	264.0	1.8	0.0004	0.096	12.65	0.000003	0.0007	0.237

Table 4
Groundwater Pump and Treat Performance Summary

Former Commander Terminal
Oyster Bay, New York

April 19, 2010 - December 18, 2018

GWPT SAMPLE DATE	AVERAGE SYSTEM FLOW RATE PER PERIOD	FLOW METER TOTALIZER	GALLONS TREATED PER PERIOD	AVERAGE GALLONS TREATED PER DAY	DAYS IN PERIOD	RUN TIME	TOTAL GALLONS TREATED	GWPT INFLUENT DATA (µg/L)		GWPT CVOC/BTEX REMOVAL RATES					
										TOTAL CVOCs			Total BTEX		
	(GPM)	(GALLONS) [at time of sampling]				(HOURS)		TOTAL CVOCs	Total BTEX	POUNDS REMOVED/ HOUR	POUNDS REMOVED/ PERIOD	TOTAL POUNDS REMOVED	POUNDS REMOVED/ HOUR	POUNDS REMOVED/ PERIOD	TOTAL POUNDS REMOVED
8/9/2013	GWTS Deactivated, LGAC change needed														
11/13	November 2013 - GWTS winterized														
4/2/2014	LGAC Change														
4/7/2014	GWTS Activated														
4/16/2014	0.80	2,845,900	10,383	1,154	9	216	2,845,900	0.0	31.8	0.000	0.000	12.65	0.000013	0.0028	0.240
6/5/2014	1.18	2,930,610	84,710	1,694	50	1200	2,930,610	2.1	5.0	0.000001	0.001	12.65	0.000003	0.0035	0.244
7/25/2014	1.27	3,021,860	91,250	1,825	50	1200	3,021,860	44.2	6.0	0.00003	0.034	12.68	0.000004	0.0046	0.248
8/28/2014	1.27	3,083,872	62,012	1,824	34	816	3,083,872	667.0	3.5	0.00042	0.345	13.03	0.000002	0.0018	0.250
9/10/2015	GWTS Deactivated, LGAC change needed														
4/15/2015	LGAC Change														
4/22/2015	GWTS Activated														
5/4/2015	-0.01	3,083,674	-198	-17	12	288	3,083,674	1.4	14.2	0.00000	0.000	13.03	0.000000	0.0000	0.250
5/19/2015	1.89	3,124,555	40,881	2,725	15	360	3,124,555	NS	NS	NA	NA	NA	NA	NA	NA
6/17/2015	GWTS deactivated in response to leak on one of the drain valve														
6/22/2015	1.60	3,202,890	78,335	2,304	34	816	3,202,890	67.70	6.2	0.00005	0.044	13.07	0.000005	0.0041	0.254
7/27/2015	2.13	3,310,200	107,310	3,066	35	840	3,310,200	607.63	3.1	0.00065	0.544	13.61	0.000003	0.0028	0.257
8/27/2015	2.17	3,407,075	96,875	3,125	31	744	3,407,075	1,065.39	2.6	0.00116	0.861	14.48	0.000003	0.0021	0.259
9/21/2015	2.16	3,484,810	77,735	3,109	25	600	3,484,810	758.34	1.4	0.00082	0.492	14.97	0.000002	0.0009	0.260
10/23/2015	2.26	3,588,800	103,990	3,250	32	768	3,588,800	1,168.30	2.2	0.00132	1.014	15.98	0.000002	0.0019	0.262
11/24/2015	GWTS Deactivated														
4/6/2016	LGAC Change														
4/9/2016	Hydrated LGAC Vessels														
4/16/2016	GWTS Activated														
4/18/2016	4.49	3,601,736	12,936	6,468	2	48	3,601,736	1.53	8.9	0.00000	0.000	15.98	0.000020	0.0010	0.263
5/5/2016	2.92	3,673,162	71,426	4,202	17	408	3,673,162	13	3.1	0.00002	0.008	15.99	0.000005	0.0018	0.264
6/7/2016	0.84	3,864,718	275,918	1,210	228	5472	3,864,718	506.71	2.0	0.00021	1.167	17.15	0.000001	0.0046	0.266
7/28/2016	3.13	4,094,890	230,172	4,513	51	1224	4,094,890	994.30	1.9	0.00156	1.910	19.06	0.000003	0.0036	0.270
8/19/2016	2.72	4,180,915	86,025	3,910	22	528	4,180,915	NS	NS	NA	NA	NA	NA	NA	NA
9/11/2016	3.81	4,307,160	126,245	5,489	23	552	4,307,160	1,334.50	2.6	0.00255	1.406	20.46	0.000005	0.0027	0.273
10/5/2016	3.46	4,426,800	119,640	4,985	24	576	4,426,800	1,405.10	2.0	0.00244	1.403	21.87	0.000003	0.0020	0.275
10/30/2016	1.67	4,486,792	59,992	2,400	25	600	4,486,792	326.90	8.3	0.00027	0.164	22.03	0.000007	0.0042	0.279
11/8/2016	2.96	4,525,200	38,408	4,268	9	216	4,525,200	NS	NS	NA	NA	NA	NA	NA	NA
11/23/2016	2.81	4,585,800	60,600	4,040	15	360	4,585,800	NS	NS	NA	NA	NA	NA	NA	NA
12/8/2016	2.61	4,642,216	56,416	3,761	15	360	4,642,216	1,077.80	3.34	0.00141	0.507	22.538	0.000004	0.0016	0.280
12/30/2016	GWTS Deactivated														
4/5/2017	GWTS Activated Temporarily - Shutdown at end of the day awaiting full day for startup/evaluation														
4/16/2017	GWTS Activated														
4/16/2017	0.02	4,642,500	284	26	11	264	4,642,500	NS	NS	NA	NA	NA	NA	NA	NA
4/19/2017	0.00	4,642,500	0	0	3	72	4,642,500	NS	NS	NA	NA	NA	NA	NA	NA
5/10/2017	6.04	4,825,054	182,554	8,693	21	504	4,825,054	NS	NS	NA	NA	NA	NA	NA	NA
	GWTS temporarily deactivated on May 10 through May 19, 2017														
7/16/2017	3.77	5,119,840	477,340	5,424	88	2112	5,119,840	2,062.00	8.20	0.00389	8.214	#VALUE!	0.000015	0.0327	0.313
8/1/2017	4.00	5,212,100	92,260	5,766	16	384	5,212,100	NS	NS	NA	NA	NA	NA	NA	NA
9/9/2017	4.25	5,450,570	238,470	6,115	39	936	5,450,570	2,083.00	8.40	0.00443	4.145	4.145	0.000018	0.0167	0.330
10/4/2017	4.45	5,610,900	160,330	6,413	25	600	5,610,900	2,671.00	6.50	0.00596	3.574	3.574	0.000014	0.0087	0.338
NR	GWTS Deactivated														
2018	Activated temporally and shutdown upon discovery of malfunction (broken piping)														
1/30/2018		5,795,000													
7/24/2018	GWTS Activated and shut down after sample collection														
7/24/2018	0.038	5,804,600	9,600	55	175.00	4200	5,804,600	34.08	10.0	0.0000	0.003	0.003	0.0000002	0.0008	0.001

Table 4
Groundwater Pump and Treat Performance Summary

Former Commander Terminal
Oyster Bay, New York

April 19, 2010 - December 18, 2018

GWPT SAMPLE DATE	AVERAGE SYSTEM FLOW RATE PER PERIOD	FLOW METER TOTALIZER	GALLONS TREATED PER PERIOD	AVERAGE GALLONS TREATED PER DAY	DAYS IN PERIOD	RUN TIME	TOTAL GALLONS TREATED	GWPT INFLUENT DATA (µg/L)		GWPT CVOC/BTEX REMOVAL RATES					
										TOTAL CVOCs			Total BTEX		
	(GPM)	(GALLONS) [at time of sampling]				(HOURS)		TOTAL CVOCs	Total BTEX	POUNDS REMOVED/ HOUR	POUNDS REMOVED/ PERIOD	TOTAL POUNDS REMOVED	POUNDS REMOVED/ HOUR	POUNDS REMOVED/ PERIOD	TOTAL POUNDS REMOVED
8/2/2018	Activated temporarily and shut down upon the discovery of malfunction (broken piping) - plumber contacted and pipe was fixed. Sample collected and system shut down due to elevated effluent concentrations.														
8/2/2018	7.3	5,898,800	94,200	10467	9.00	216	5,898,800	69.10	9.0	0.0003	0.054	0.054	0.000033	0.0071	0.007
8/29/2018	Activated temporarily and shut down upon previous elevated effluent concentrations. Probes were cleaned and effluent samples collected.														
8/29/2018	2.1	5,910,900	12,100	3025	4	96	5,910,900	3.40	15.0	0.0000036	0.00034	0.00034	0.00002	0.0015	0.002
8/30/2018	GWTS Activated														
9/13/2018	1.72	5,945,600	34,700	2479	14	336	5,945,600	11.30	43.8	0.00001	0.00327	0.00327	0.00004	0.0127	0.013
10/19/2018	1.13	6,004,400	58,800	1633	36	864	6,004,400	17.00	13.3	0.00001	0.00834	0.00834	0.00001	0.0065	0.007
11/13/2018	6.12	6,224,800	220,400	8816	25	600	6,224,800	404.74	15.5	0.00124	0.74445	0.74445	0.00005	0.0285	0.029
12/18/2018	2.48	6,349,700	124,900	3569	35	840	6,349,700	2.03	91.1	0.000003	0.00212	0.00212	0.00011	0.0950	0.095
1/14/2019	GWTS Deactivated for Winterization														

Notes:

BTEX- benzene, toluene, ethylbenzene and total xylenes
MTBE- methyl tertiary-butyl ether
NA - not applicable
BDL - Below Detection Limit
GPM-gallons per minute
Lbs. - Pounds
Hr. - Hour
Laboratory results reported in micrograms per liter (mg/l)
µg/L - micrograms per liter
NS - Not Sampled

Average System Flow Rate = gallons treated per period / actual run time / 60
Gallons Treated per Period = totalizer reading minus previous dates totalizer reading (not shown)
Gallons Treated per Day = gallons treated per period / (actual run time / 24)
System Run Time = Days in period X 24
Actual Run Time** = Estimated assuming system operational over the course of the period
Pounds Removed (Lbs/Hr.) = Concentration (µg/l) X Average Flow Rate (GPM) X 0.0000005 (Conversion Factor)
Pounds Removed (Lbs/Period) = Lbs./Hr. X Actual Run Time since previous sampling event (Hr.)
J- estimated value

Table 5
Groundwater Pump and Treat Analytical Data Summary

Former Commander Terminal
Oyster Bay, New York

April 19, 2017 - December 18, 2018

		Analytical Data									
Sample ID	**Date**	**1,1-Dichloro-ethene**	**cis-1,2-Dichloro-ethene**	**trans-1,2-Dichloro-ethene**	**Trichloro-ethene**	**Vinyl chloride**	**Benzene**	**Toluene**	**Total Xylenes**	**Ethylbenzene**	**Methyl tertiary-butyl ether**
NPDES Maximum Concentration		**~**	**~**	**~**	**~**	**~**	**10**	**10**	**10**	**10**	**50**
NYSDEC GW Standards		**0.6**	**5**	**5**	**5**	**2**	**1**	**5**	**5**	**5**	**10**
Pre-Treatment (Influent)	4/19/2010	<1.0	1100	3.3	550	360	28	<1.0	1.60	0.49 J	24
	6/11/2010	<1.0	140	<1.0	<1.0	50	<1.0	<1.0	3.86 J	0.72 J	24
	8/19/2010	<1.0	<1.0	<1.0	<1.0	1.3	0.77 J	<1.0	<2.0	<1.0	<1.0
	8/25/2010	<1.0	230	0.33 J	5.2	60	7.7	<1.0	<2.0	<1.0	14
	9/14/2010	<1.0	470	1.5	13	110	8.3	<1.0	<2.0	<1.0	20 C
	11/29/2010	<1.0	980	5.1	300	310	20	<1.0	<2.0	1.6	9.5
	4/29/2011	<1.0	450	1	130	130	11	0.86 J	<2.0	<1.0	6.3 C
	5/26/2011	1.1	670	1.6	180	190	9.4	1.2	<2.0	<1.0	<1.0
	9/27/2011	<1.0	87	<1.0	2	28	5.6	<1.0	<2.0	<1.0	5.2
	10/31/2011	<1.0	6.3	<1.0	2.1	7	8.8	<1.0	<2.0	<1.0	3.5
	2/27/2012	<1.0	43	<1.0	4.1	17	6	<1.0	<2.0	<1.0	5.1
	3/6/2012	<1.0	160	<1.0	15	24	5.3	<1.0	<2.0	<1.0	4
	4/30/2012	0.49	240	6.6	82	56	4.3	<1.0	<2.0	<1.0	3.7
	5/31/2012	<1.0	23	<1.0	4.1	18	16	<1.0	<2.0	<1.0	4.6
	6/26/2012	3	160	2.9	20	45	5.9	<1.0	<2.0	<1.0	2.6
	4/26/2013	<0.5	1.1 J	<0.5	<0.5	1.3 J	7.5	<0.5	<2.0	<0.5 C	4.8
	5/28/2013	<0.5	4.6	<0.5	<0.5	2.4	4.3	<0.5	<2.0	<0.5	3.3
	6/27/2013	<0.5	38	<0.5	0.73 J	13 C	2.1	<0.5	<2.0	<0.5	3.2
	7/30/2013	<0.5	120	<0.5	11	15 C	1.9 J	<0.5	<2.0	<0.5	2.2
	8/9/2013	<0.2	210	0.84 J	23	31	1.8 J	<0.2	<2.0	<2.0	2.6
	4/28/2014	<0.5	<0.5	<0.5	<0.5	<0.5	25	0.73	<2.0	<0.5	6.1
	6/5/2014	<0.5	0.61 J	0.62 J	<0.5	0.82 J	2.4	<0.5	<2.0	<0.5	2.6
	7/25/2014	<0.5	18	19	<0.5	7.2	3.7	<0.5	<2.0	<0.5	2.3
	8/28/2014	<0.5	290 D	290 D	47	40	3.5	<0.5	<2.0	<0.5	2.5
	5/4/2015	<2.0	0.59 J	<2.0	<2.0	0.82	9.9	0.50	<2.0	<2.0	3.8
	6/1/2215	<0.5	52	<0.5	2.7	13	6.2	<0.5	<2.0	<0.5	2.9
	7/29/2015	0.73	480	1.9 J	61	64	3.1	<0.5	<2.0	<0.5	3.4
	8/27/2015	0.99	880	2.4	82	100	2.6	<0.5	<2.0	<0.5	2.3
	9/21/2015	0.64 J	640 D	1.7 J	53	63	1.4	<0.5	<2.0	<0.5	1.9 Jm
	10/23/2015	1 J	980 D	2.3	65	120	2.2	<5.0	<2.0	<0.5	2.0
	4/18/2016	<2.0	0.77 J	<2.0	<2.0	0.76 J	8.3	0.60 J	<2.0	<2.0	2.4
	5/5/2016	<2.0	13	<2.0	<2.0	<2.0	3.1	<2.0	<6.0	<2.0	1.9 J
	6/28/2016	0.91 J	390 D	1.8 J	74	40	2 J	<2.0	<6.0	<2.0	1.4 J
	7/30/2016	1.2 J	790 D	2.1	120	81	1.9 J	<2.0	<6.0	<2.0	1.2 J
	9/11/2016	1.5 J	1000 D	3	190 D	140	2.3	0.27 J	<6.0	<2.0	1.6 J
	10/5/2016	1.3 J	1100 D	3.8	170 D	130	2	<2.0	<6.0	<2.0	1.2 J
	10/31/2016	0.47 J	240 D	1.5 J	0.93 J	84	8	0.31 J	<6.0	<2.0	1.7 J
	12/8/2016	1.3 J	850 D	2.5	74	150	3.0	0.34 J	<6.0	<2.0	2.0 J
	7/16/2017	<4.7	1650	4.7 J	249	144	8.2	<2.5	<2.2	<2.2	6.1 J
	9/9/2017	< 1.0	1670 D	6.4	244	169	8.4	<1.2	<1.1	<1.1	5.8
	10/4/2017	<1.0	2000 B	7.2	408	263	6.5	<1.2	<1.1	<1.1	5.2
	7/24/2018	<2.5	11	<2.5	1.8 J	9.7	10.0	<2.5	<2.5	<2.5	5.8
	8/2/2018	<2.5	33	<2.5	2.6	22	9.0	<2.5	<2.5	<2.5	5.3
	8/29/2018	<0.17	1.2 J	<0.07	<0.18	1.6	15.0	<0.7	<0.7	<0.7	3.4
	9/13/2018	<0.17	6.4	<0.7	<0.18	4.9	41.0	1.10 J	1.70 J	<0.7	5.4
	10/19/2018	<0.5	9.8	<2.5	<0.5	7.2	10.0	<2.5	<2.5	<2.5	3.8
	11/13/2018	0.74 J	340	<6.2	17	47	11.0	<6.2	<6.2	<6.2	4.5 J
	12/18/2018	<0.5	1.4 J	<2.5	0.21 J	0.42 J	88.0	2.1 J	1.0 J	<2.5	7.6

Table 5
Groundwater Pump and Treat Analytical Data Summary

Former Commander Terminal
Oyster Bay, New York

April 19, 2017 - December 18, 2018

		Analytical Data									
Sample ID	**Date**	**1,1-Dichloro-ethene**	**cis-1,2-Dichloro-ethene**	**trans-1,2-Dichloro-ethene**	**Trichloro-ethene**	**Vinyl chloride**	**Benzene**	**Toluene**	**Total Xylenes**	**Ethylbenzene**	**Methyl tertiary-butyl ether**
NPDES Maximum Concentration		**~**	**~**	**~**	**~**	**~**	**10**	**10**	**10**	**10**	**50**
NYSDEC GW Standards		**0.6**	**5**	**5**	**5**	**2**	**1**	**5**	**5**	**5**	**10**
Intermediate (Middle)	4/19/2010	NS	NS	NS	NS	NS	NS	NS	NS	NS	NS
	6/11/2010	<1.0	<1.0	<1.0	<1.0	<1.0	<1.0	<1.0	1.85 J	<1.0	<1.0
	8/19/2010	<1.0	<1.0	<1.0	<1.0	<1.0	<1.0	<1.0	<2.0	<1.0	<1.0
	8/25/2010	<1.0	<1.0	<1.0	<1.0	<1.0	<1.0	<1.0	<2.0	<1.0	<1.0
	9/14/2010	<1.0	<1.0	<1.0	<1.0	<1.0	<1.0	<1.0	<2.0	<1.0	<1.0
	11/29/2010	<1.0	<1.0	<1.0	<1.0	<1.0	<1.0	<1.0	<2.0	<1.0	<1.0
	4/29/2011	<1.0	29	<1.0	26	16	1.2	<1.0	<2.0	<1.0	<1.0
	5/26/2011	<1.0	170	<1.0	160	80	1.5	<1.0	<2.0	<1.0	<1.0
	9/27/2011	<1.0	<1.0	<1.0	<1.0	0.66 J	<1.0	<1.0	<2.0	<1.0	<1.0
	10/31/2011	<1.0	<1.0	<1.0	<1.0	0.66 J	<1.0	<1.0	<2.0	<1.0	<1.0
	2/27/2012	<1.0	<1.0	<1.0	<1.0	<1.0	<1.0	<1.0	<2.0	<1.0	<1.0
	3/6/2012	<1.0	23	<1.0	4.3	6	0.69	<1.0	<2.0	<1.0	1.3
	4/30/2012	<1.0	74	2.1	22	19	1	<1.0	<2.0	<1.0	1.7
	5/31/2012	<1.0	47	<1.0	4.8	20	0.4	<1.0	<2.0	<1.0	1.3
	6/26/2012	1	44	0.91	3.4	35	2.7	<1.0	<2.0	<1.0	1.2
	4/26/2013	<0.5	9.7	<0.5	<0.5	16	<0.5	<0.5	<1.5	<0.5	<0.5
	5/28/2013	<0.5	6.6	<0.5	<0.5	12	<0.5	<0.5	<1.5	<0.5	<0.5
	6/27/2013	<0.5	8.5	<0.5	<0.5	13 C	<0.5	<0.5	<1.5	<0.5	1.2 J
	7/30/2013	<0.5	17	0.5	0.58 J	9.8 C	<0.5	<0.5	<1.5	<0.5	0.64 J
	8/9/2013	<2.0	29	<2.0	0.96 J	13	<2.0	<2.0	<2.0	<2.0	<2.0
	4/28/2014	<0.5	<0.5	<0.5	<0.5	<0.5	<0.5	<0.5	<2.0	<0.5	<0.5
	6/5/2014	<0.5	<0.5	<0.5	<0.5	<0.5	<0.5	0.52 J	<2.0	<0.5	<0.5
	7/25/2014	<0.5	0.79 J	<0.5	<0.5	<0.5	<0.5	<0.5	<2.0	<0.5	<0.5
	8/28/2014	<0.5	0.69 J	<0.5	<0.5	<0.5	<0.5	<0.5	<2.0	<0.5	<0.5
	5/4/2015	<2.0	<2.0	<2.0	<2.0	<2.0	<2.0	<2.0	<2.0	<2.0	<2.0
	6/22/2015	<0.5	<0.5	<0.5	<0.5	<0.5	<0.5	<0.5	<2.0	<0.5	<0.5
	7/29/2015	<0.5	<0.5	<0.5	<0.5	<0.5	<0.5	<0.5	<2.0	<0.5	<0.5
	8/27/22015	<0.5	<0.5	<0.5	<0.5	<0.5	<0.5	<0.5	<2.0	<0.5	<0.5
	9/21/2015	<0.5	<0.5	<0.5	<0.5	<0.5	<0.5	<0.5	<2.0	<0.5	<0.5
	10/23/2015	<0.5	<0.5	<0.5	<0.5	23	<0.5	<0.5	<2.0	<0.5	<0.5
	4/18/2016	<2.0	<2.0	<2.0	<2.0	<2.0	<2.0	<2.0	<2.0	<2.0	<2.0
	5/5/2016	<2.0	<2.0	<2.0	<2.0	<2.0	<2.0	<2.0	<6.0	<2.0	<2.0
	6/28/2016	<2.0	<2.0	<2.0	<2.0	<2.0	<2.0	<2.0	<6.0	<2.0	<2.0
	7/30/2016	<2.0	<2.0	<2.0	<2.0	<2.0	<2.0	<2.0	<6.0	<2.0	<2.0
	9/11/2016	<2.0	22	<2.0	<2.0	18	<2.0	<2.0	<6.0	<2.0	<2.0
	10/5/2016	<2.0		<2.0	<2.0	18	<2.0	<2.0	<6.0	<2.0	<2.0
	10/31/2016	<2.0	30	<2.0	<2.0	41	<2.0	<2.0	<6.0	<2.0	<2.0
	12/8/2016	<2.0	740 D	2.6	78	160	3.1	0.34 J	<6.0	<2.0	2 J
	7/16/2017	<0.47	279	0.72 J	<0.27	33.1	<0.17	<0.25	<0.22	<0.22	<0.25
	9/9/2017	<0.21	316 D	<0.40	<0.27	12.4	<0.17	<0.25	<0.22	<0.22	0.41 J
	10/4/2017	<0.47	1.8	<0.40	<0.27	37	<0.17	<0.25	<0.22	<0.22	<0.25
	7/24/2018	<2.5	10	<2.5	0.19 J	8.8	8.9	<2.5	<2.5	<2.5	5.4
	8/2/2018	<2.5	0.78 J	<2.5	<0.5	2.2	<0.5	<2.5	<2.5	<2.5	<2.5
	8/29/2018	<0.17	<0.7	<0.07	<0.18	1.5	<0.16	<0.7	<0.7	<0.7	<0.7
	9/13/2018	<0.17	<0.7	<0.07	<0.18	1.8	<0.16	<0.7	<0.7	<0.7	<0.7
	10/19/2018	<0.5	<2.5	<2.5	<0.5	1.8	<0.5	<2.5	<2.5	<2.5	<2.5
	11/13/2018	<0.5	<2.5	<2.5	<0.5	2.5	<0.5	<2.5	<2.5	<2.5	<2.5
	12/18/2018	<0.5	<2.5	<2.5	<0.5	1.4	0.31 J	<2.5	<2.5	<2.5	<2.5

Table 5
Groundwater Pump and Treat Analytical Data Summary

Former Commander Terminal
Oyster Bay, New York

April 19, 2017 - December 18, 2018

		Analytical Data									
Sample ID	**Date**	**1,1-Dichloro-ethene**	**cis-1,2-Dichloro-ethene**	**trans-1,2-Dichloro-ethene**	**Trichloro-ethene**	**Vinyl chloride**	**Benzene**	**Toluene**	**Total Xylenes**	**Ethylbenzene**	**Methyl tertiary-butyl ether**
NPDES Maximum Concentration		**~**	**~**	**~**	**~**	**~**	**10**	**10**	**10**	**10**	**50**
NYSDEC GW Standards		**0.6**	**5**	**5**	**5**	**2**	**1**	**5**	**5**	**5**	**10**
Post-Treatment (Effluent)	4/19/2010	<1.0	17	<1.0	<1.0	11	<1.0	<1.0	<2.0	<1.0	<1.0
	6/11/2010	<1.0	8.2	<1.0	<1.0	1.6	<1.0	<1.0	<2.0	<1.0	<1.0
	8/19/2010	<1.0	9.3	<1.0	<1.0	2.6	<1.0	<1.0	<2.0	<1.0	<1.0
	8/25/2010	<1.0	18	<1.0	<1.0	3.2	<1.0	<1.0	<2.0	<1.0	<1.0
	9/14/2010	<1.0	14	<1.0	1.2	<1.0	<1.0	<1.0	<2.0	<1.0	<1.0
	11/29/2010	<1.0	<1.0	<1.0	<1.0	<1.0	<1.0	<1.0	<2.0	<1.0	<1.0
	4/29/2011	<1.0	<1.0	<1.0	<1.0	<1.0	<1.0	<1.0	<2.0	<1.0	<1.0
	5/26/2011	<1.0	<1.0	<1.0	<1.0	3.6	<1.0	<1.0	<2.0	<1.0	<1.0
	9/27/2011	<1.0	<1.0	<1.0	<1.0	<1.0	<1.0	<1.0	<2.0	<1.0	<1.0
	10/31/2011	<1.0	<1.0	<1.0	<1.0	<1.0	<1.0	<1.0	<2.0	<1.0	<1.0
	2/27/2012	<1.0	1.5	<1.0	<1.0	2.4	<1.0	<1.0	<2.0	<1.0	1.1
	3/6/2012	<1.0	<1.0	<1.0	<1.0	<1.0	<1.0	<1.0	<2.0	<1.0	<1.0
	4/30/2012	<1.0	<1.0	<1.0	<1.0	<1.0	<1.0	<1.0	<2.0	<1.0	<1.0
	5/31/2012	<1.0	<1.0	<1.0	<1.0	<1.0	<1.0	<1.0	<2.0	<1.0	<1.0
	6/26/2012	<1.0	1.3	<1.0	<1.0	4.1	<1.0	<1.0	<2.0	<1.0	<1.0
	4/26/2013	<0.5	<0.5	<0.5	<0.5	<0.5	<0.5	<0.5	<2.0	<0.5	<0.5
	5/28/2013	<0.5	<0.5	<0.5	<0.5	<0.5	<0.5	<0.5	<2.0	<0.5	<0.5
	6/27/2013	<0.5	<0.5	<0.5	<0.5	<0.5	<0.5	<0.5	<2.0	<0.5	<0.5
	7/30/2013	<0.5	<0.5	<0.5	<0.5	<0.5 C	<0.5	<0.5	<2.0	<0.5	<0.5
	8/9/2013	<0.5	<0.5	<0.5	<0.5	<0.5	<0.5	<0.5	<2.0	<0.5	<0.5
	4/28/2014	<0.5	<0.5	<0.5	<0.5	<0.5	<0.5	<0.5	<2.0	<0.5	<0.5
	6/5/2014	<0.5	<0.5	<0.5	<0.5	<0.5	<0.5	<0.5	<2.0	<0.5	<0.5
	7/25/2014	<0.5	<0.5	<0.5	<0.5	<0.5	<0.5	<0.5	<2.0	<0.5	<0.5
	8/28/2014	<0.5	<0.5	<0.5	<0.5	<0.5	<0.5	<0.5	<2.0	<0.5	<0.5
	5/4/2015	<2.0	<2.0	<2.0	<2.0	<2.0	<2.0	<2.0	<2.0	<2.0	<2.0
	6/22/2015	<0.5	<0.5	<0.5	<0.5	<0.5	<0.5	<0.5	<2.0	<0.5	<0.5
	7/29/2015	<0.5	<0.5	<0.5	<0.5	<0.5	<0.5	<0.5	<2.0	<0.5	<0.5
	8/27/2015	<0.5	<0.5	<0.5	<0.5	<0.5	<0.5	<0.5	<2.0	<0.5	<0.5
	9/21/2015	<0.5	<0.5	<0.5	<0.5	<0.5	<0.5	<0.5	<2.0	<0.5	<0.5
	10/23/2015	<0.5	<0.5	<0.5	<0.5	<0.5	<0.5	<0.5	<2.0	<0.5	<0.5
	4/18/2016	<2.0	<2.0	<2.0	<2.0	<2.0	<2.0	<2.0	<2.0	<2.0	<2.0
	5/5/2016	<2.0	<2.0	<2.0	<2.0	<2.0	<2.0	<2.0	<6.0	<2.0	<2.0

Table 5
Groundwater Pump and Treat Analytical Data Summary

Former Commander Terminal
Oyster Bay, New York

April 19, 2017 - December 18, 2018

		Analytical Data									
Sample ID	**Date**	**1,1-Dichloro-ethene**	**cis-1,2-Dichloro-ethene**	**trans-1,2-Dichloro-ethene**	**Trichloro-ethene**	**Vinyl chloride**	**Benzene**	**Toluene**	**Total Xylenes**	**Ethylbenzene**	**Methyl tertiary-butyl ether**
NPDES Maximum Concentration		**~**	**~**	**~**	**~**	**~**	**10**	**10**	**10**	**10**	**50**
NYSDEC GW Standards		**0.6**	**5**	**5**	**5**	**2**	**1**	**5**	**5**	**5**	**10**
Post-Treatment (Effluent)	6/28/2016	<2.0	<2.0	<2.0	<2.0	<2.0	<2.0	<2.0	<6.0	<2.0	<2.0
	7/30/2016	<2.0	<2.0	<2.0	<2.0	<2.0	<2.0	<2.0	<6.0	<2.0	<2.0
	9/11/2016	<2.0	<2.0	<2.0	<2.0	<2.0	<2.0	<2.0	<6.0	<2.0	<2.0
	10/5/2016	<2.0	<2.0	<2.0	<2.0	<2.0	<2.0	<2.0	<6.0	<2.0	<2.0
	10/31/2016	<2.0	<2.0	<2.0	<2.0	<2.0	<2.0	<2.0	<6.0	<2.0	<2.0
	12/8/2016	<2.0	40	<2.0	<2.0	87	<2.0	<2.0	<6.0	<2.0	<2.0
	7/16/2017	<0.47	<0.5	<0.40	<0.27	<0.62	<0.17	<2.0	<0.25	<0.22	<0.25
	9/9/2017	<0.47	<0.50	<0.40	<0.27	<0.62	<0.17	<0.25	<0.22	<0.22	<0.25
	10/4/2017	<0.47	<0.50	<0.40	<0.27	<0.62	<0.17	<0.25	<0.22	<0.22	<0.25
	7/24/2018	<2.5	4.4	<2.5	<0.5	3.5	3.4	<2.5	<2.5	<2.5	3.3
	8/2/2018	<2.5	33	<2.5	2.6	22	7.9	<2.5	<2.5	<2.5	5.4
	8/29/2018	<0.17	<0.7	<0.07	<0.18	0.32 J	<0.16	<0.7	<0.7	<0.7	<0.7
	9/13/2018	<0.17	<0.7	<0.07	<0.18	0.18 J	<0.16	<0.7	<0.7	<0.7	<0.7
	11/13/2018	<0.5	<0.25	<0.25	<0.5	0.09 J	<0.5	<0.25	<0.25	<0.25	<0.25
	10/19/2018	<0.5	<0.25	<0.25	<0.5	0.27 J	<0.5	<0.25	<0.25	<0.25	<0.25
	12/18/2018	<0.5	<0.25	<0.25	<0.5	<1.0	<0.5	<0.25	<0.25	<0.25	<0.25

Notes:
~ - A maximum standard or concentration has not been established
<1.0 - Not detected at or above the laboratory reporting limit shown
µg/L - micrograms per liter (parts per billion)
NPDES - National Pollutant Discharge Elimination System
NYSDEC GW Standards and Guidance Values - New York State Department of Environmental Conservation Technical and Operational Guidance Series (TOGS) 1.1.1, New York State Effluent Limitations, June 1998 and Addendum April 2000 - Groundwater Standards
Shading - Reported concentration detected above the applicable standard(s) or guidance value(s)
Total xylenes - sum of ortho, meta, and para xylenes
*Samples collected prior to 4/15/2011 analyzed for 1,2-dichloroethane

Data Qualifier
J= Analyte detected below quantitation limits
C= Calibration acceptability exceeded for this analyte

FIGURES

FIGURE 1 – SITE LOCATION MAP

SITE NAME: Former Commander Oil Terminal
STREET ADDRESS: 1 Commander Square
MUNICIPALITY, STATE, ZIP: Oyster Bay, New York 11771
PROJECT NUMBER: 26183.01
SOURCE: United States Geological Survey:
Bayview, NY and Hicksville, NY Quadrangles

N

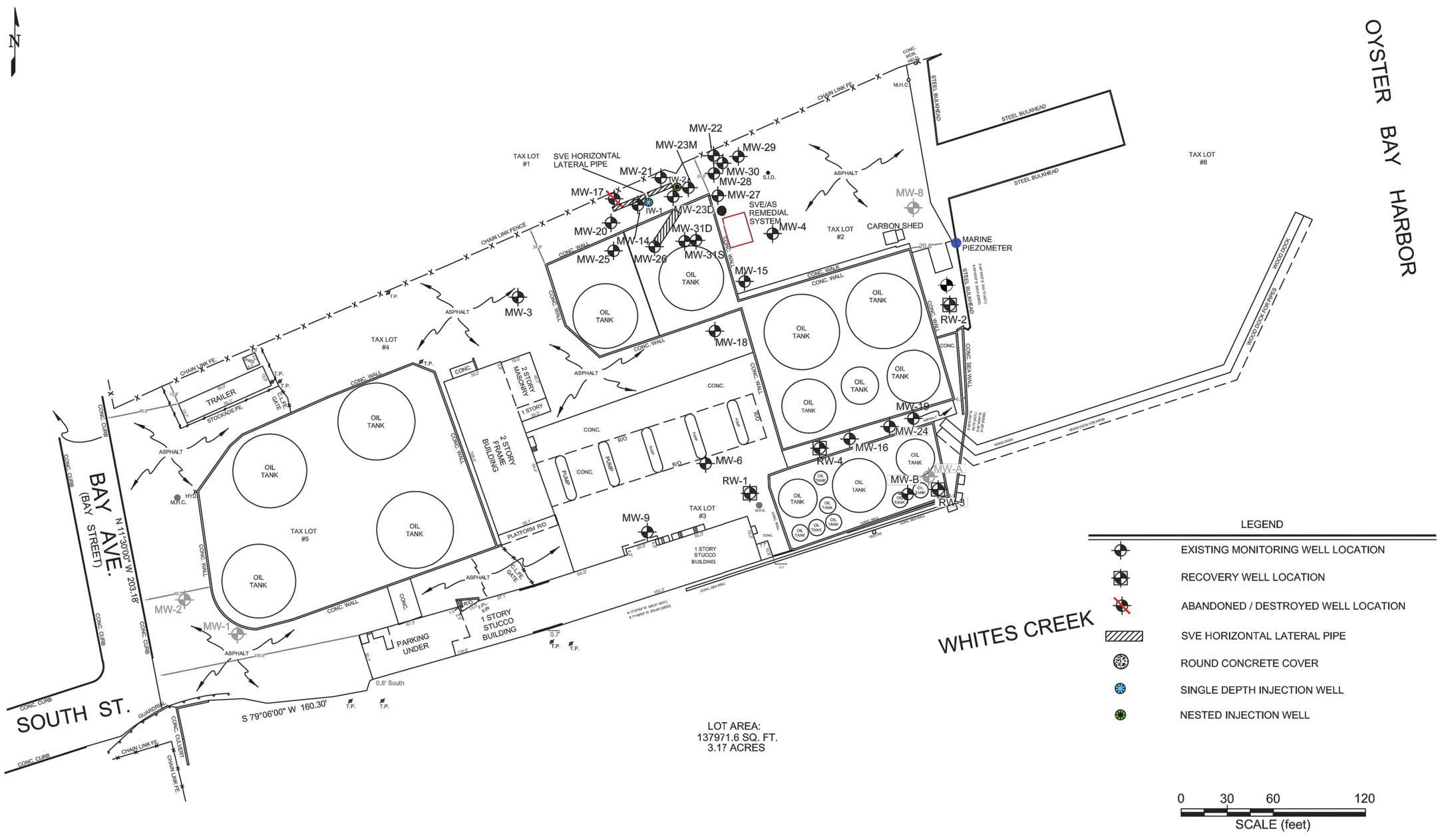

PROJECT NORTH

VHB Engineering, Geology, Surveying & Landscape Architecture, P.C.
100 Motor Parkway Suite #135
Hauppauge, NY 11788
Phone: (631).787.3400
Fax: (631).813.2545

Notes:

Former Commander Oil Terminal

Drawing Title

Site Features

Scale	Project No.	Date
N.T.S.	26183.01	07-22-18

Drawn By	Checked By	Page No.
C.R	J.S.	2 of 6

Figure No.

2

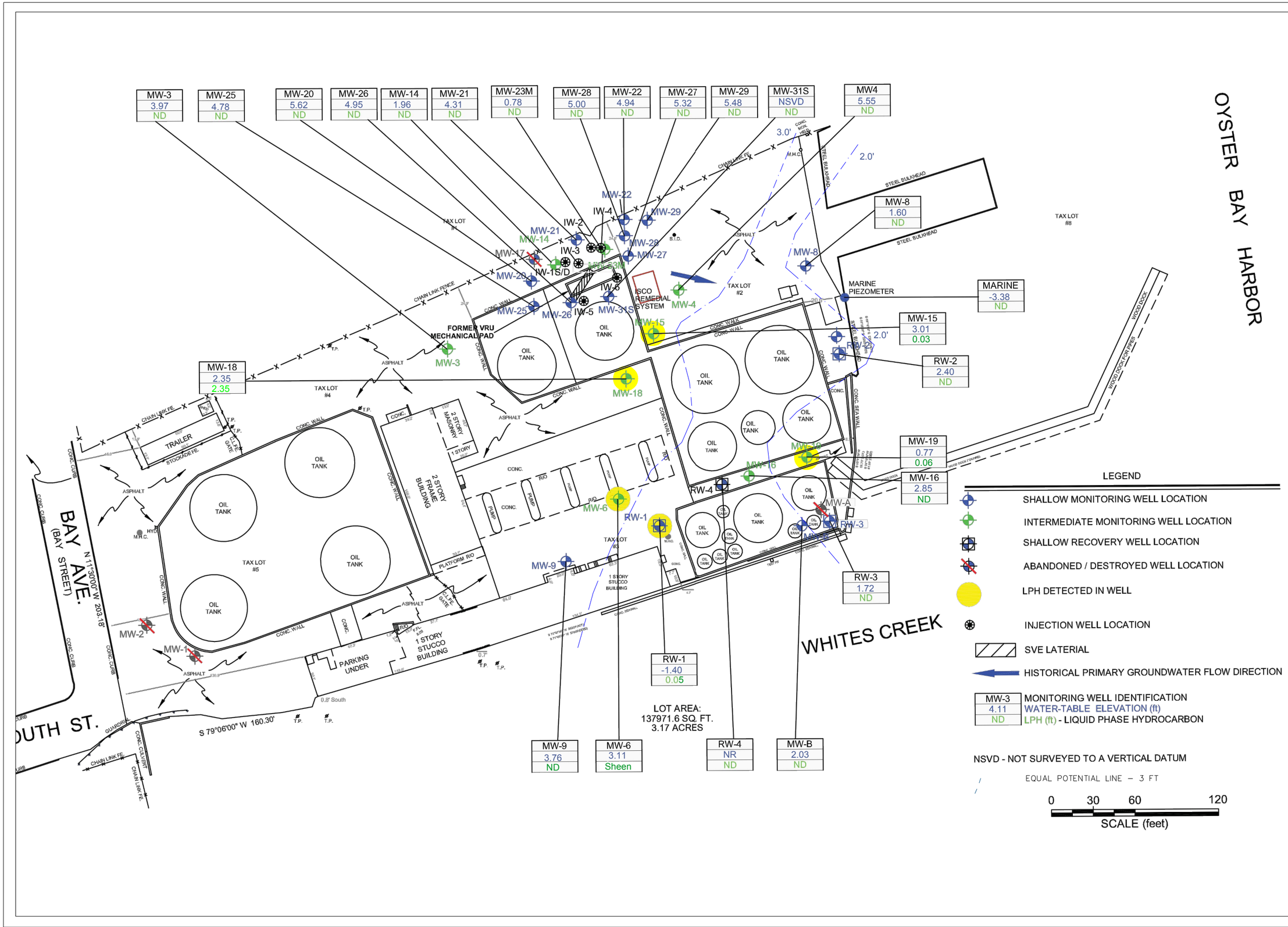

PROJECT NORTH

VHB Engineering, Surveying, Landscape Architecture & Geology, P.C.
100 Motor Parkway Suite #135
Hauppauge, NY 11788
Phone: (631).787.3400
Fax: (631).813.2545

Notes:

Former Commander Oil Terminal

Drawing Title

Observations in Shallow Monitoring Points – 2019 Q1

Scale	Project No.	Date
N.T.S.	26183.01	4-15-19

Drawn By	Checked By	Page No.
JS	SK	3 of 6

Figure No.

3

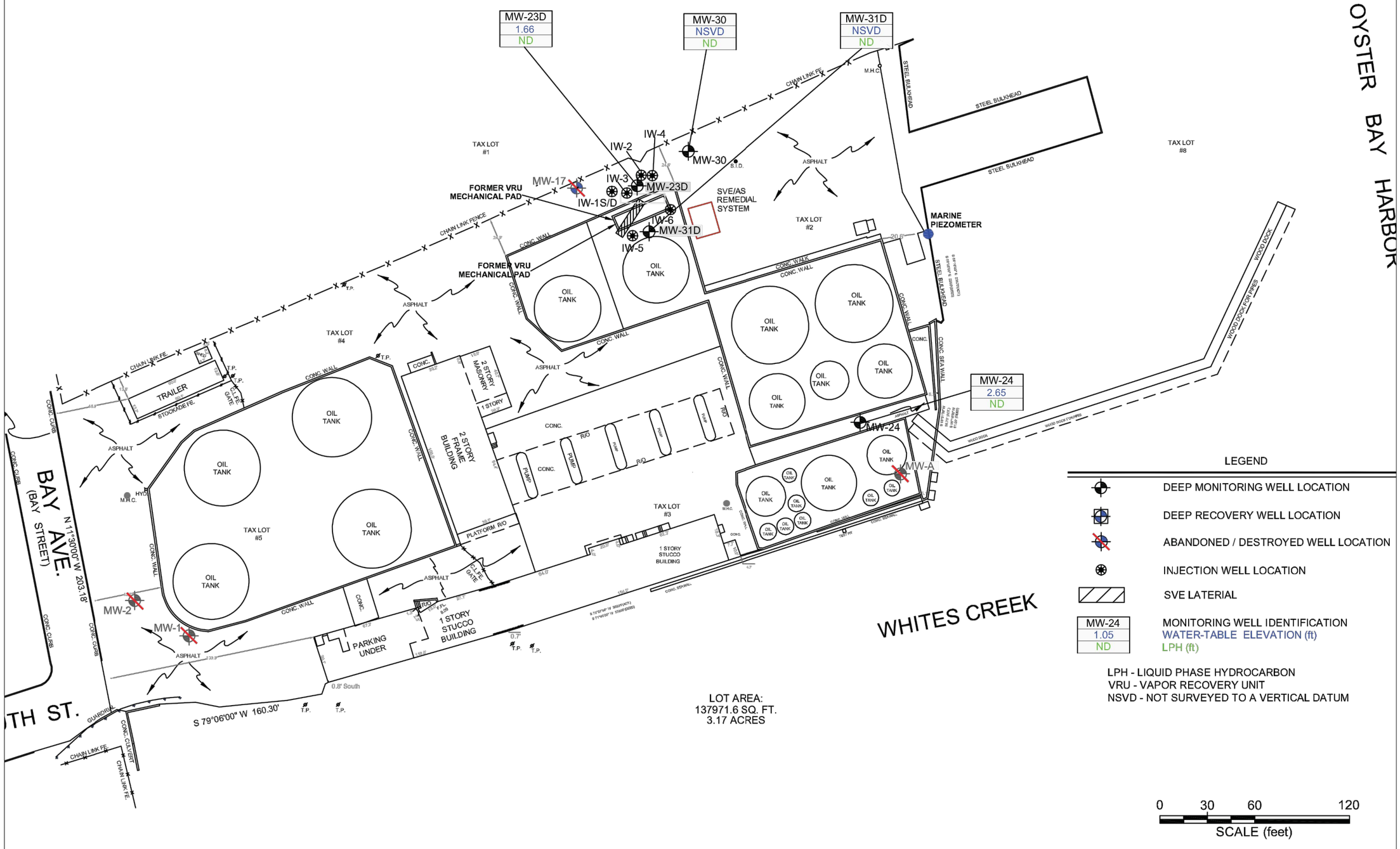

PROJECT NORTH

vhb

VHB Engineering, Surveying, Landscape Architecture & Geology, P.C.
100 Motor Parkway Suite #135
Hauppauge, NY 11788
Phone: (631).787.3400
Fax: (631).813.2545

Notes:

Former Commander Oil Terminal

Drawing Title

Observations in Deeper Monitoring Points – 2019 Q1

Scale	Project No.	Date
N.T.S.	26183.01	4-15-19

Drawn By	Checked By	Page No.
JS	SK	4 of 6

Figure No.

4

MW-25	
Compound	Result (ug/L)
Benzene	2.0
Toluene	0.86 J
Ethylbenzene	ND
Total Xylenes	2.4 J
MTBE	2.80

MW-26	
Compound	Result (ug/L)
Benzene	5.3
Toluene	0.71 J
Ethylbenzene	0.79 J
Total Xylenes	1.10 J
MTBE	4.40

MW-20	
Compound	Result (ug/L)
Benzene	3.40
Toluene	ND
Ethylbenzene	ND
Total Xylenes	ND
MTBE	14.0

MW-21	
Compound	Result (ug/L)
Benzene	2.30
Toluene	ND
Ethylbenzene	ND
Total Xylenes	ND
MTBE	5.80

MW-28	
Compound	Result (ug/L)
Benzene	57
Toluene	250
Ethylbenzene	44 J
Total Xylenes	85 J
MTBE	ND

MW-22	
Compound	Result (ug/L)
Benzene	59
Toluene	120
Ethylbenzene	19
Total Xylenes	49
MTBE	80

MW-29	
Compound	Result (ug/L)
Benzene	70
Toluene	320
Ethylbenzene	ND
Total Xylenes	ND
MTBE	ND

MW-30	
Compound	Result (ug/L)
Benzene	39 J
Toluene	200 J
Ethylbenzene	ND
Total Xylenes	ND
MTBE	140 J

MW-27	
Compound	Result (ug/L)
Benzene	16 J
Toluene	ND
Ethylbenzene	ND
Total Xylenes	ND
MTBE	ND

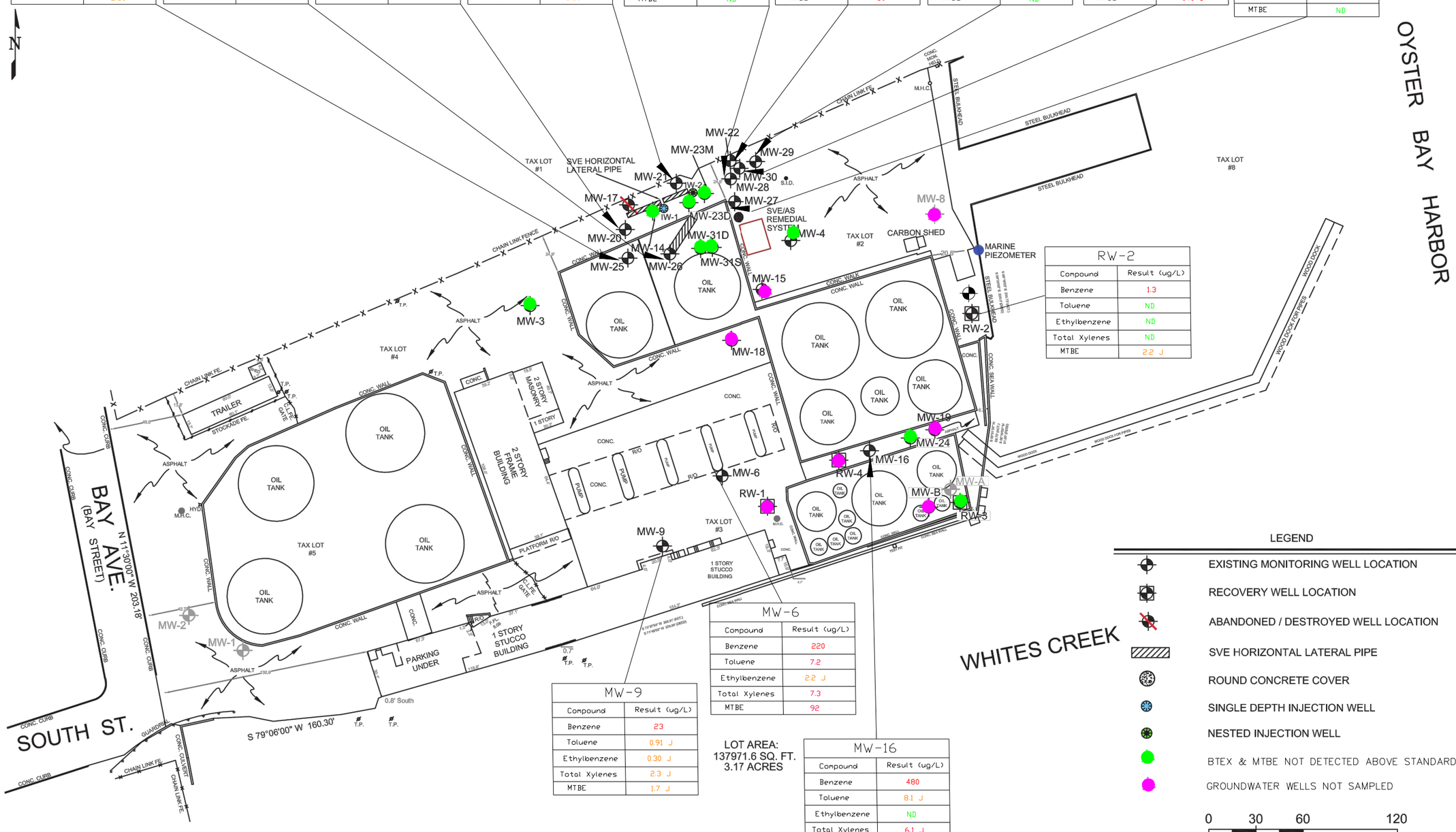

RW-2	
Compound	Result (ug/L)
Benzene	1.3
Toluene	ND
Ethylbenzene	ND
Total Xylenes	ND
MTBE	2.2 J

MW-6	
Compound	Result (ug/L)
Benzene	220
Toluene	7.2
Ethylbenzene	2.2 J
Total Xylenes	7.3
MTBE	92

MW-9	
Compound	Result (ug/L)
Benzene	23
Toluene	0.91 J
Ethylbenzene	0.30 J
Total Xylenes	2.3 J
MTBE	1.7 J

LOT AREA:
137971.6 SQ. FT.
3.17 ACRES

MW-16	
Compound	Result (ug/L)
Benzene	480
Toluene	8.1 J
Ethylbenzene	ND
Total Xylenes	6.1 J
MTBE	57

LEGEND

- EXISTING MONITORING WELL LOCATION
- RECOVERY WELL LOCATION
- ABANDONED / DESTROYED WELL LOCATION
- SVE HORIZONTAL LATERAL PIPE
- ROUND CONCRETE COVER
- SINGLE DEPTH INJECTION WELL
- NESTED INJECTION WELL
- BTEX & MTBE NOT DETECTED ABOVE STANDARDS
- GROUNDWATER WELLS NOT SAMPLED

0 30 60 120
SCALE (feet)

PROJECT NORTH

VHB Engineering, Surveying, Landscape Architecture & Geology, P.C.
100 Motor Parkway Suite #350
Hauppauge, NY 11788
Phone: (631).787.3400
Fax: (631).813.2545

Notes:

Former Commander Oil Terminal

Drawing Title

BTEX + MTBE VOC Exceedences

Scale	Project No.	Date
N.T.S.	26183.01	4-15-19

Drawn By	Checked By	Page No.
JS	SK	5 of 6

Figure No.

5

MW-25	
Compound	Result (ug/L)
cis-1,2-Dichloroethene	100
trans-1,2-Dichloroethene	ND
Trichloroethene	340
Vinyl Chloride	5.3

MW-26	
Compound	Result (ug/L)
cis-1,2-Dichloroethene	180
trans-1,2-Dichloroethene	ND
Trichloroethene	10
Vinyl Chloride	19

MW-20	
Compound	Result (ug/L)
cis-1,2-Dichloroethene	20
trans-1,2-Dichloroethene	ND
Trichloroethene	7.3
Vinyl Chloride	2.7

MW-21	
Compound	Result (ug/L)
cis-1,2-Dichloroethene	10
trans-1,2-Dichloroethene	ND
Trichloroethene	9.8
Vinyl Chloride	35

MW-28	
Compound	Result (ug/L)
cis-1,2-Dichloroethene	3,900
trans-1,2-Dichloroethene	ND
Trichloroethene	ND
Vinyl Chloride	4,200

MW-22	
Compound	Result (ug/L)
cis-1,2-Dichloroethene	780
trans-1,2-Dichloroethene	ND
Trichloroethene	ND
Vinyl Chloride	3,000

MW-29	
Compound	Result (ug/L)
cis-1,2-Dichloroethene	14,000
trans-1,2-Dichloroethene	ND
Trichloroethene	ND
Vinyl Chloride	16,000

MW-30	
Compound	Result (ug/L)
cis-1,2-Dichloroethene	25,000
trans-1,2-Dichloroethene	ND
Trichloroethene	ND
Vinyl Chloride	26,000

MW-27	
Compound	Result (ug/L)
cis-1,2-Dichloroethene	19,000
trans-1,2-Dichloroethene	ND
Trichloroethene	ND
Vinyl Chloride	5,800

MW-14	
Compound	Result (ug/L)
cis-1,2-Dichloroethene	140,000
trans-1,2-Dichloroethene	700 J
Trichloroethene	1,000
Vinyl Chloride	38,000

MW-23M	
Compound	Result (ug/L)
cis-1,2-Dichloroethene	100,000
trans-1,2-Dichloroethene	ND
Trichloroethene	ND
Vinyl Chloride	29,000

MW-31S	
Compound	Result (ug/L)
cis-1,2-Dichloroethene	74,000
trans-1,2-Dichloroethene	ND
Trichloroethene	64,000
Vinyl Chloride	6,700

MW-31D	
Compound	Result (ug/L)
cis-1,2-Dichloroethene	28,000
trans-1,2-Dichloroethene	ND
Trichloroethene	1,400
Vinyl Chloride	7,800

MW-23D	
Compound	Result (ug/L)
cis-1,2-Dichloroethene	12,000
trans-1,2-Dichloroethene	ND
Trichloroethene	ND
Vinyl Chloride	13,000

RW-2 (TAX LOT #8)	
Compound	Result (ug/L)
cis-1,2-Dichloroethene	0.72 J
trans-1,2-Dichloroethene	ND
Trichloroethene	5.5
Vinyl Chloride	ND

MW-24	
Compound	Result (ug/L)
cis-1,2-Dichloroethene	570
trans-1,2-Dichloroethene	ND
Trichloroethene	2.4 J
Vinyl Chloride	790

MW-3	
Compound	Result (ug/L)
cis-1,2-Dichloroethene	13
trans-1,2-Dichloroethene	ND
Trichloroethene	99
Vinyl Chloride	ND

MW-16	
Compound	Result (ug/L)
cis-1,2-Dichloroethene	140
trans-1,2-Dichloroethene	ND
Trichloroethene	ND
Vinyl Chloride	49

LOT AREA:
137971.6 SQ. FT.
3.17 ACRES

OYSTER BAY HARBOR

WHITES CREEK

BAY AVE. (BAY STREET)

SOUTH ST.

N 1°30'00" W 203.18'

S 79°06'00" W 160.30'

OUTLINE OF cVOC ZONE >1000 ug/L

INFERRED OUTLINE OF cVOC ZONE >100 ug/L

LEGEND

- EXISTING MONITORING WELL LOCATION
- RECOVERY WELL LOCATION
- ABANDONED / DESTROYED WELL LOCATION
- SVE HORIZONTAL LATERAL PIPE
- ROUND CONCRETE COVER
- SINGLE DEPTH INJECTION WELL
- NESTED INJECTION WELL
- CVOCS NOT DETECTED ABOVE STANDARDS
- GOUNDWATER WELLS NOT SAMPLED

0 30 60 120
SCALE (feet)

PROJECT NORTH

VHB Engineering, Surveying, Landscape Architecture & Geology, P.C.
100 Motor Parkway Suite #350
Hauppauge, NY 11788
Phone: (631).787.3400
Fax: (631).813.2545

Notes:

Former Commander Oil Terminal

Drawing Title

Dissolved cVOCs – >1,000 ug/L and >100 ug/L Zones

Scale	Project No.	Date
N.T.S.	26183.01	4-16-19

Drawn By	Checked By	Page No.
JS	SK	6 of 6

Figure No.

6

CHARTS

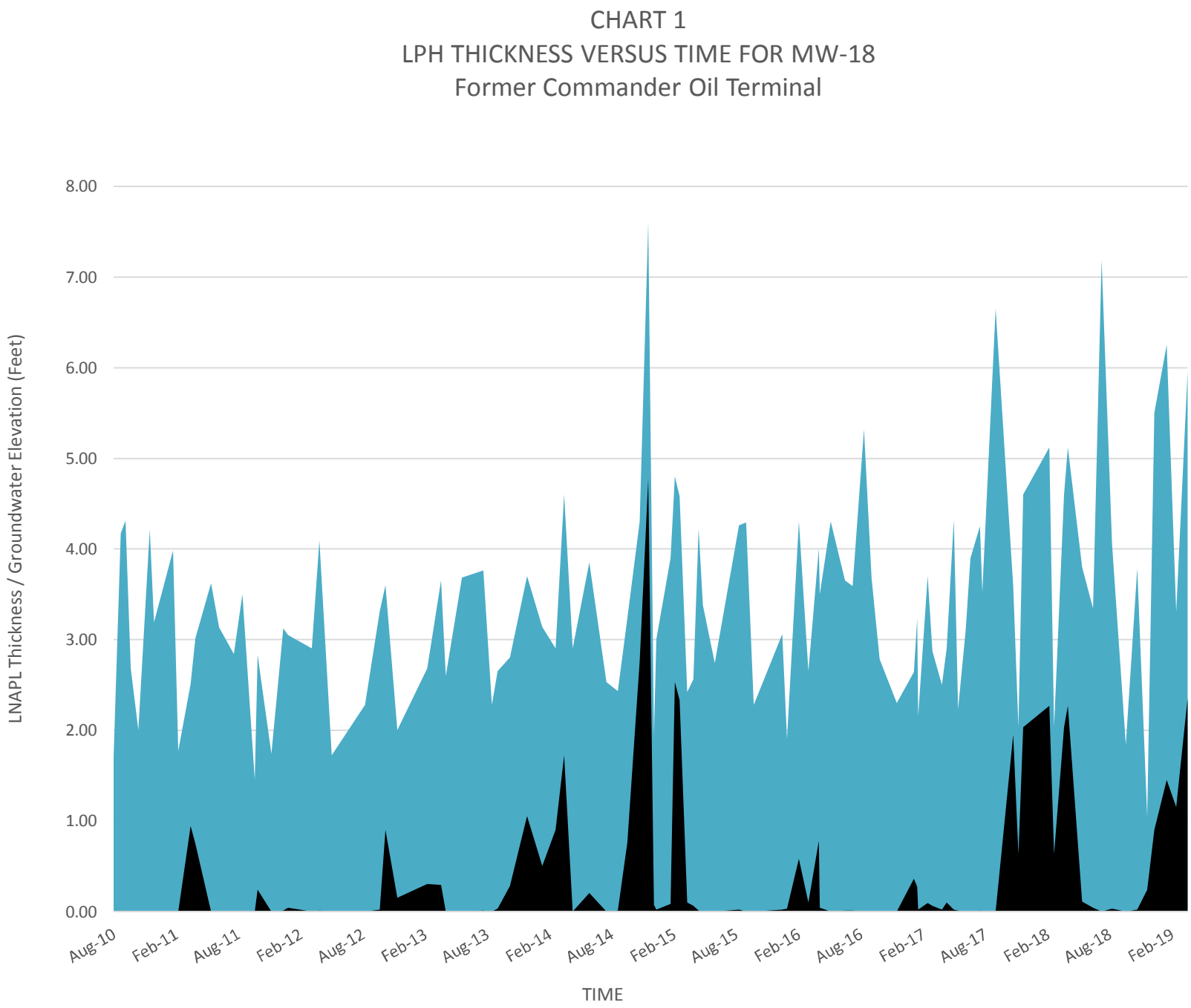
CHART 1
LPH THICKNESS VERSUS TIME FOR MW-18
Former Commander Oil Terminal
LNAPL Thickness / Groundwater Elevation (Feet)
8.00
7.00
6.00
5.00
4.00
3.00
2.00
1.00
0.00
Aug-10
Feb-11
Aug-11
Feb-12
Aug-12
Feb-13
Aug-13
Feb-14
Aug-14
Feb-15
Aug-15
Feb-16
Aug-16
Feb-17
Aug-17
Feb-18
Aug-18
Feb-19
TIME

CHART 2
TOTAL CVOCS VERSUS TIME FOR MW-14
Former Commander Oil Terminal

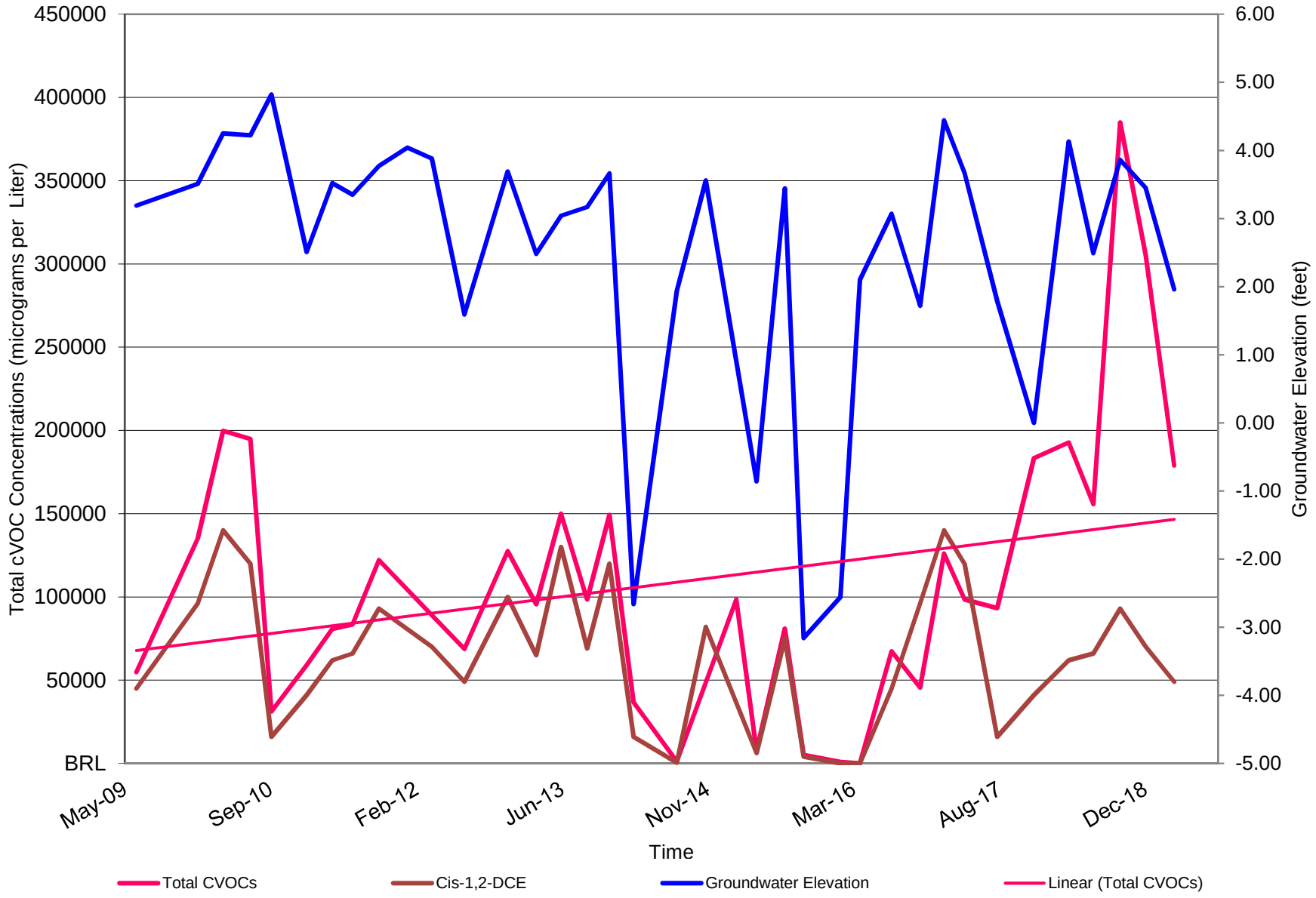

CHART 3
TOTAL CVOCS VERSUS TIME FOR MW-16
Former Commander Oil Terminal

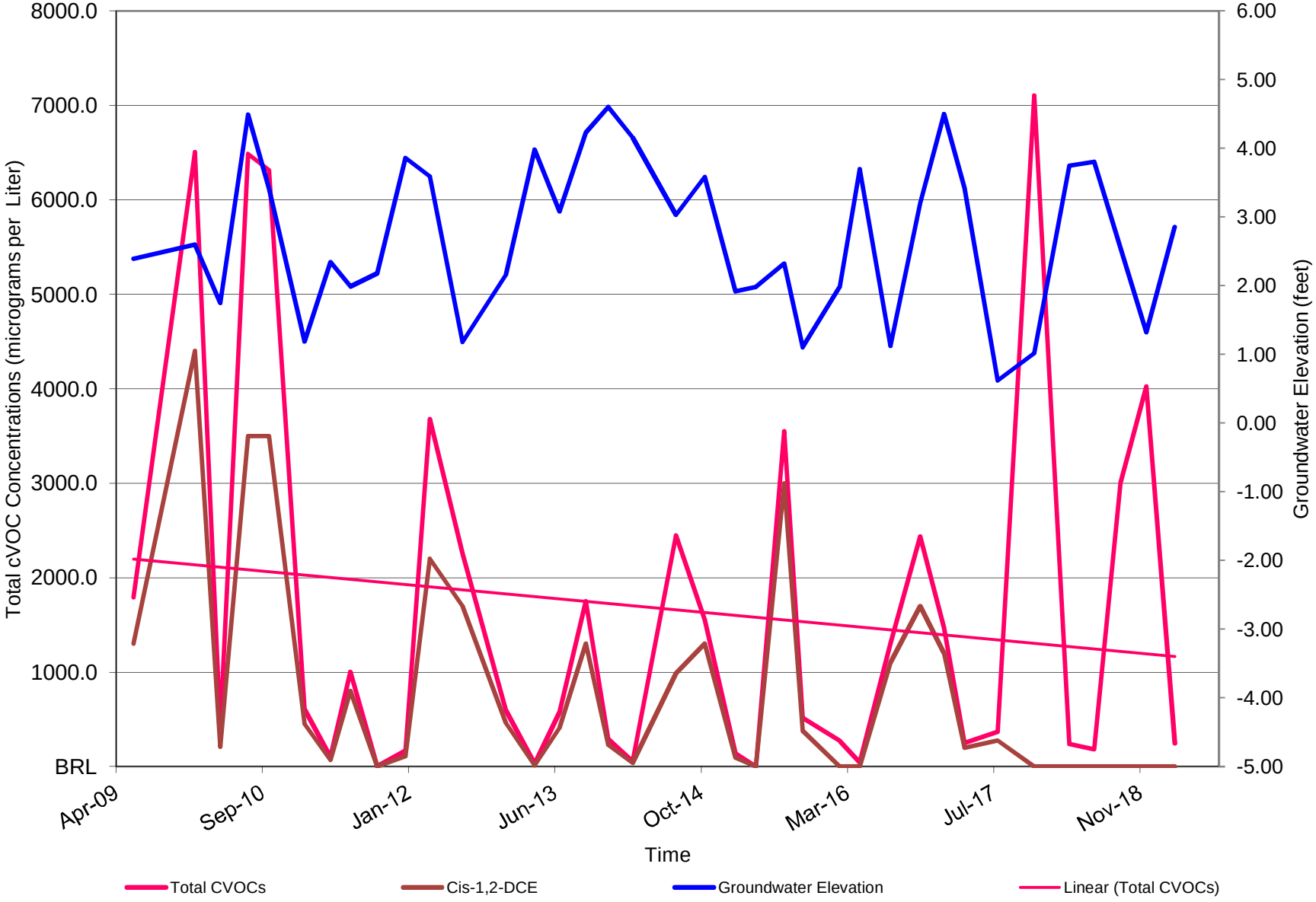

CHART 4
TOTAL CVOCS VERSUS TIME FOR MW-21
Former Commander Oil Terminal

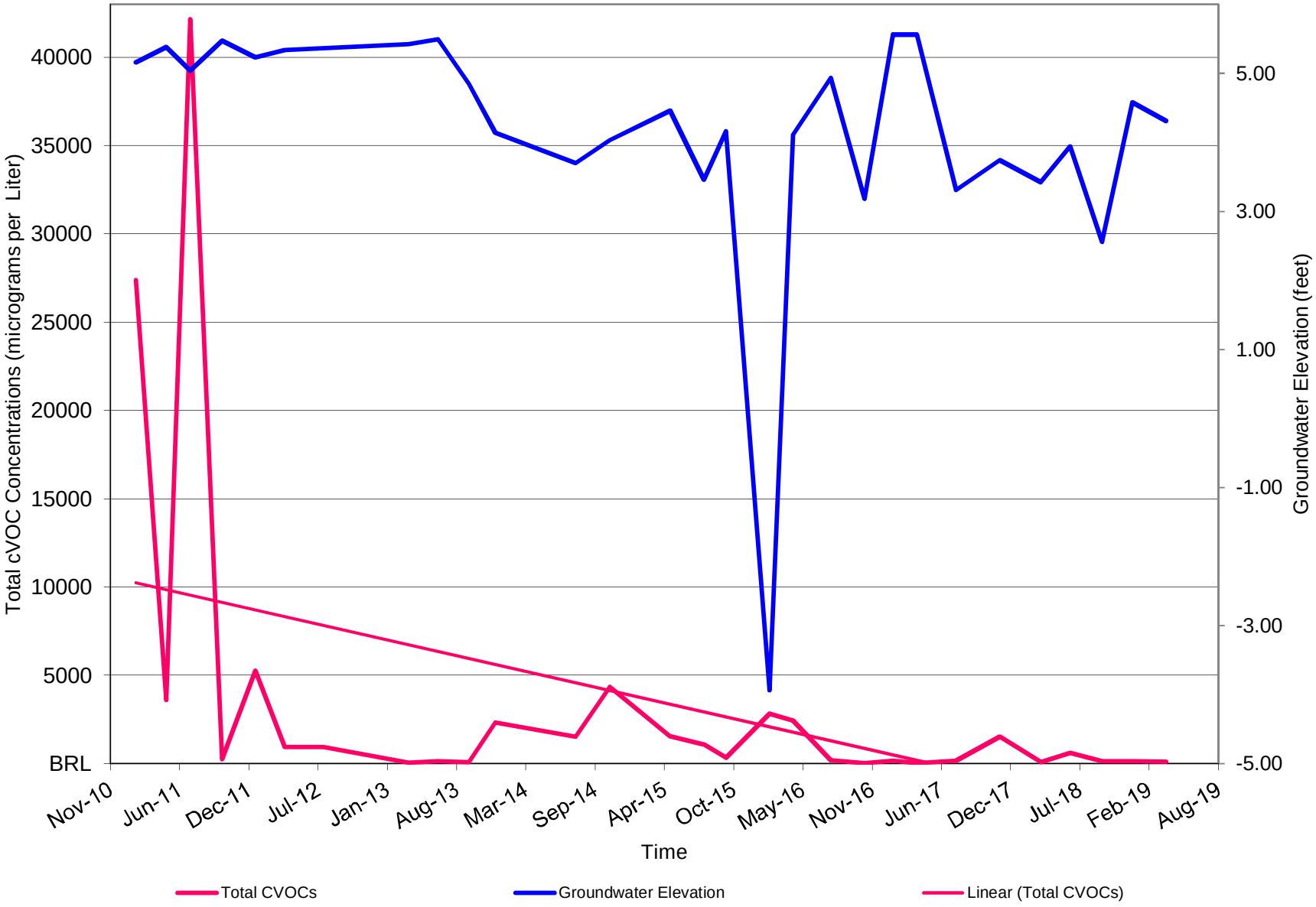

CHART 5
TOTAL CVOCS VERSUS TIME FOR MW-22
Former Commander Oil Terminal

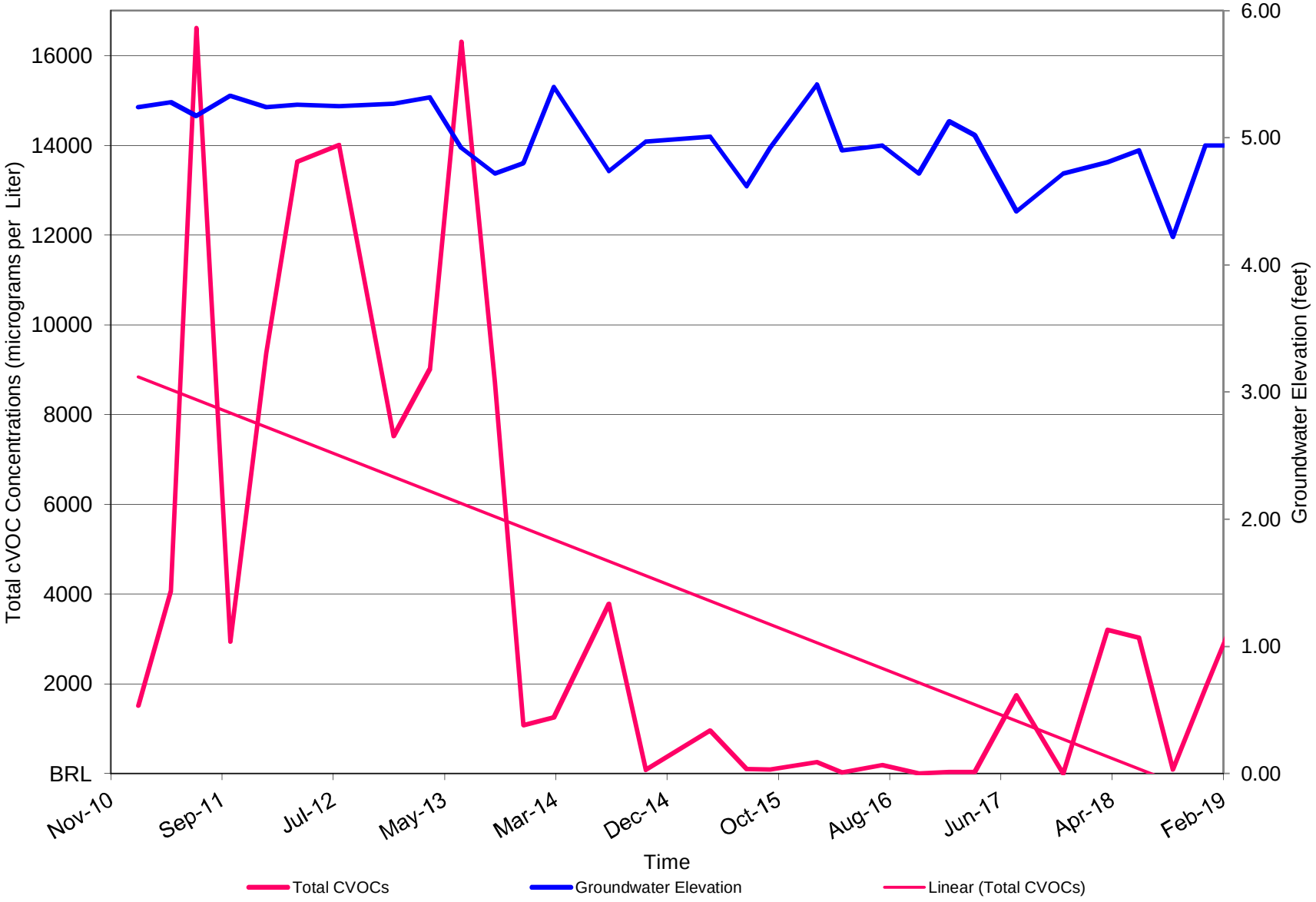

CHART 6
TOTAL CVOCS VERSUS TIME FOR MW-23M
Former Commander Oil Terminal

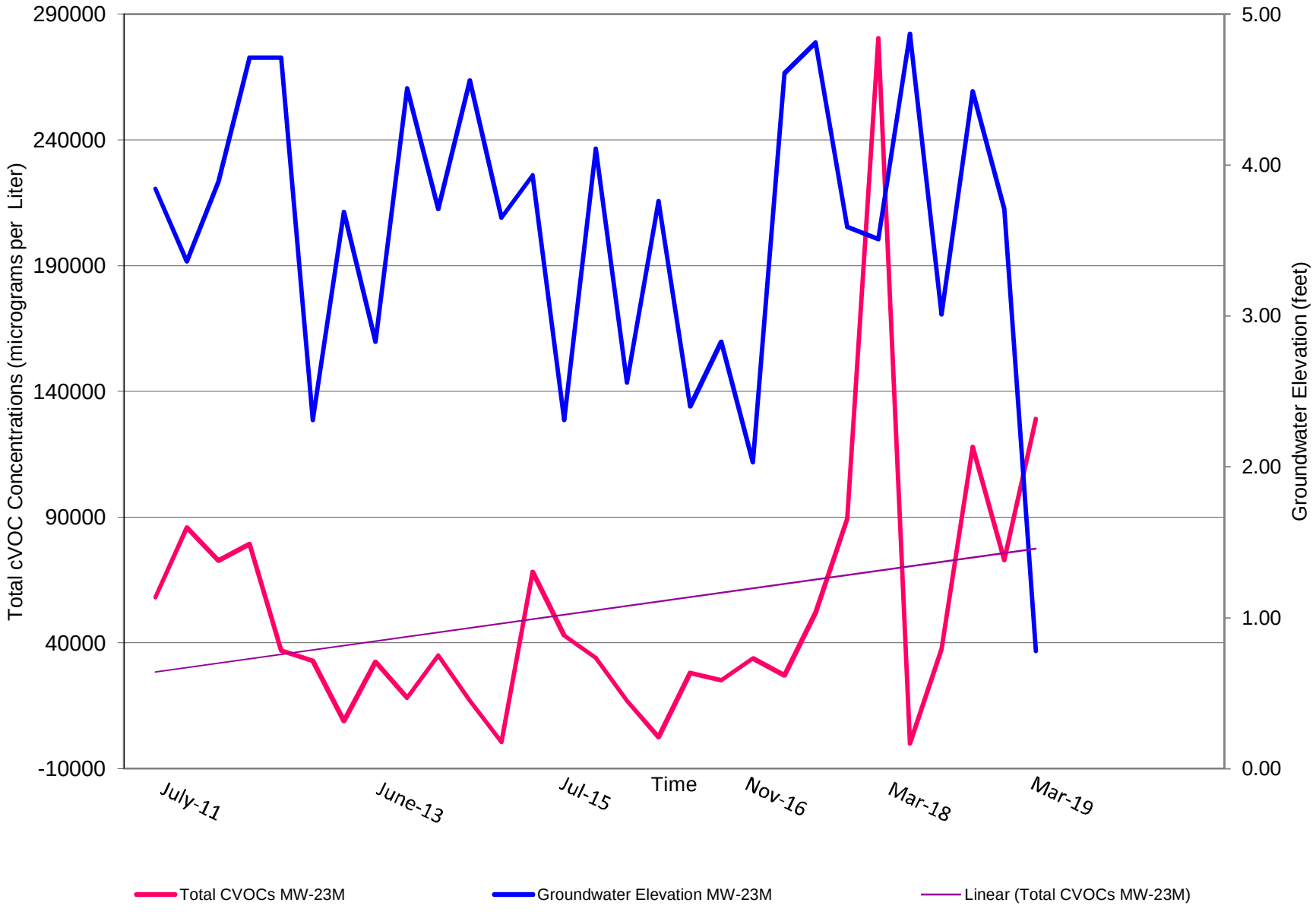

CHART 7
TOTAL CVOCS VERSUS TIME FOR MW-23D
Former Commander Oil Terminal

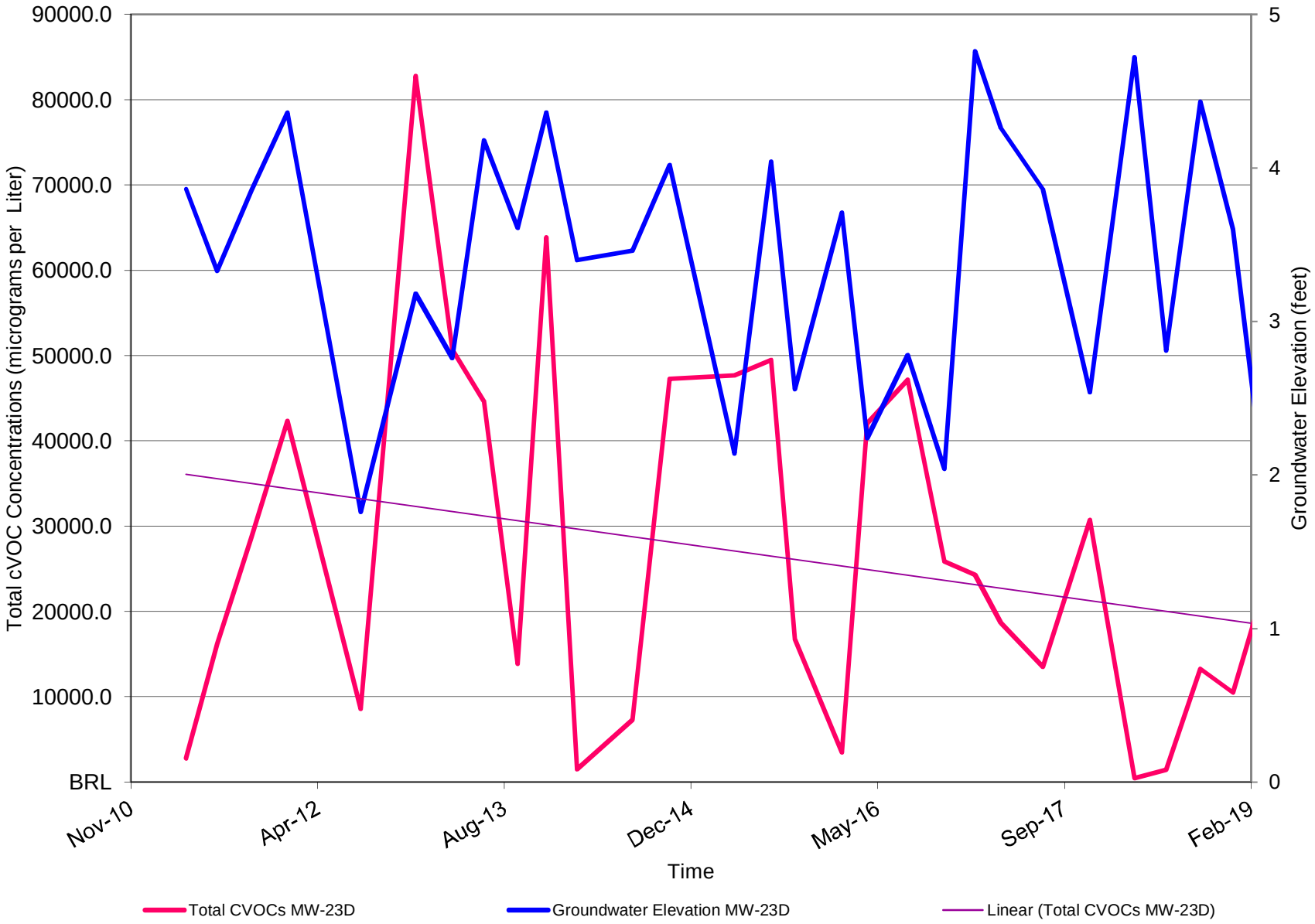

CHART 8
TOTAL CVOCS VERSUS TIME FOR MW-28
Former Commander Oil Terminal

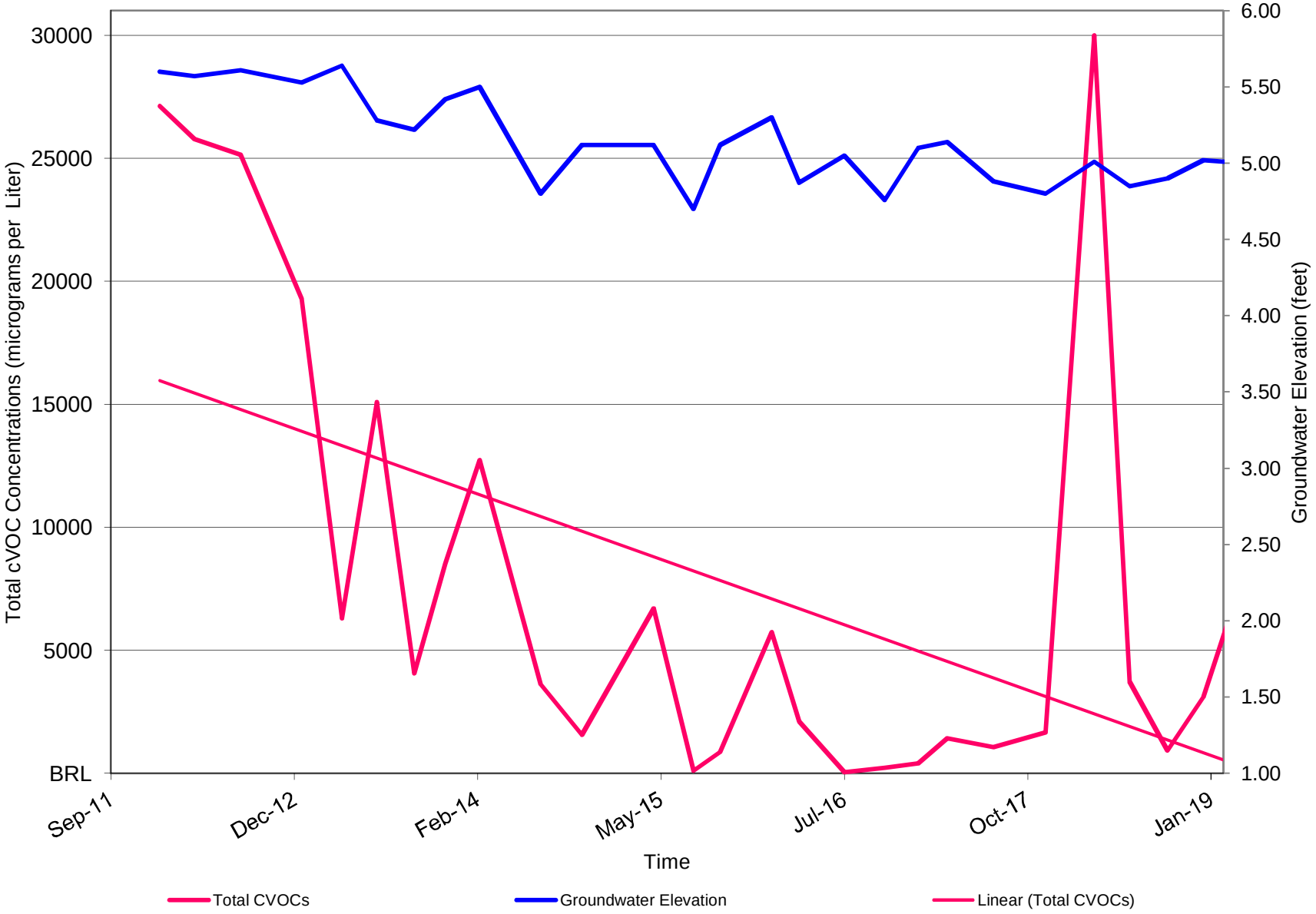

CHART 9
TOTAL CVOCS VERSUS TIME FOR MW-31 Shallow and Deep
Former Commander Oil Terminal

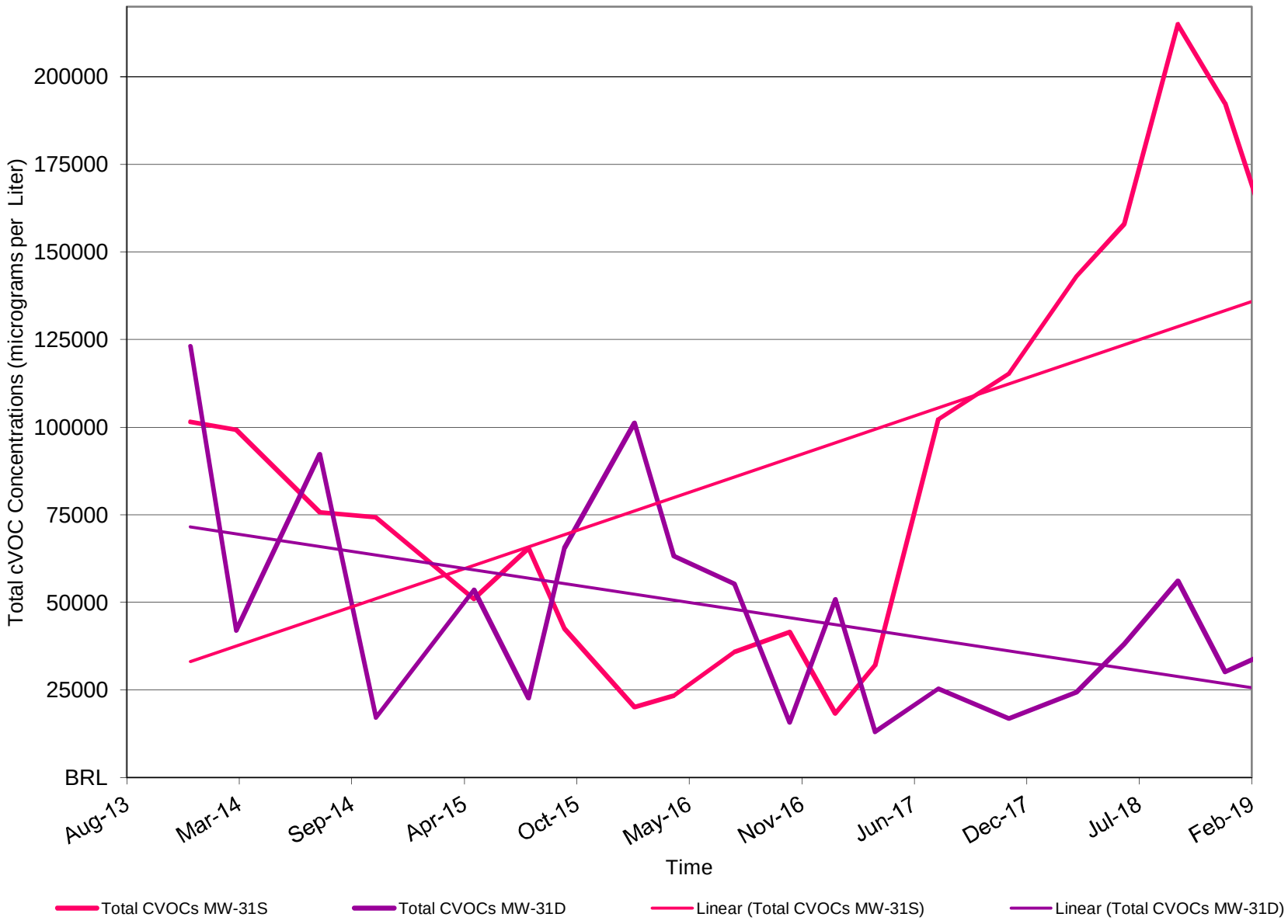

APPENDIX A

Laboratory Analytical Reports

ANALYTICAL REPORT

Lab Number:	L1911936
Client:	VHB Engineering, Surveying and Landscape 100 Motor Parkway Suite 135 Hauppauge, NY 11788
ATTN:	Steve Kaplan
Phone:	(631) 234-3444
Project Name:	FORMER COMMANDER OIL TERMINAL
Project Number:	28071.03
Report Date:	04/02/19

The original project report/data package is held by Alpha Analytical. This report/data package is paginated and should be reproduced only in its entirety. Alpha Analytical holds no responsibility for results and/or data that are not consistent with the original.

Certifications & Approvals: MA (M-MA086), NH NELAP (2064), CT (PH-0574), IL (200077), ME (MA00086), MD (348), NJ (MA935), NY (11148), NC (25700/666), PA (68-03671), RI (LAO00065), TX (T104704476), VT (VT-0935), VA (460195), USDA (Permit #P330-17-00196).

Eight Walkup Drive, Westborough, MA 01581-1019
508-898-9220 (Fax) 508-898-9193 800-624-9220 - www.alphalab.com

Project Name: FORMER COMMANDER OIL TERMINAL
Project Number: 28071.03

Lab Number: L1911936
Report Date: 04/02/19

Alpha Sample ID	Client ID	Matrix	Sample Location	Collection Date/Time	Receive Date
L1911936-01	MW-27	WATER	ONE COMMANDER SQUARE, OYSTER BAY, NY	03/25/19 09:45	03/26/19
L1911936-02	MW-28	WATER	ONE COMMANDER SQUARE, OYSTER BAY, NY	03/25/19 10:14	03/26/19
L1911936-03	MW-30	WATER	ONE COMMANDER SQUARE, OYSTER BAY, NY	03/25/19 10:00	03/26/19
L1911936-04	MW-22	WATER	ONE COMMANDER SQUARE, OYSTER BAY, NY	03/25/19 10:31	03/26/19
L1911936-05	MW-29	WATER	ONE COMMANDER SQUARE, OYSTER BAY, NY	03/25/19 10:21	03/26/19
L1911936-06	MW-23M	WATER	ONE COMMANDER SQUARE, OYSTER BAY, NY	03/25/19 10:55	03/26/19
L1911936-07	MW-23D	WATER	ONE COMMANDER SQUARE, OYSTER BAY, NY	03/25/19 11:05	03/26/19
L1911936-08	MW-14	WATER	ONE COMMANDER SQUARE, OYSTER BAY, NY	03/25/19 11:34	03/26/19
L1911936-09	MW-20	WATER	ONE COMMANDER SQUARE, OYSTER BAY, NY	03/25/19 12:01	03/26/19
L1911936-10	MW-16	WATER	ONE COMMANDER SQUARE, OYSTER BAY, NY	03/25/19 14:07	03/26/19
L1911936-11	MW-6	WATER	ONE COMMANDER SQUARE, OYSTER BAY, NY	03/25/19 13:30	03/26/19
L1911936-12	MW-24	WATER	ONE COMMANDER SQUARE, OYSTER BAY, NY	03/25/19 14:25	03/26/19
L1911936-13	MW-9	WATER	ONE COMMANDER SQUARE, OYSTER BAY, NY	03/25/19 13:50	03/26/19
L1911936-14	MW-21	WATER	ONE COMMANDER SQUARE, OYSTER BAY, NY	03/25/19 12:05	03/26/19
L1911936-15	MW-4	WATER	ONE COMMANDER SQUARE, OYSTER BAY, NY	03/25/19 09:20	03/26/19

Project Name:	FORMER COMMANDER OIL TERMINAL	**Lab Number:**	L1911936
Project Number:	28071.03	**Report Date:**	04/02/19

Case Narrative

The samples were received in accordance with the Chain of Custody and no significant deviations were encountered during the preparation or analysis unless otherwise noted. Sample Receipt, Container Information, and the Chain of Custody are located at the back of the report.

Results contained within this report relate only to the samples submitted under this Alpha Lab Number and meet NELAP requirements for all NELAP accredited parameters unless otherwise noted in the following narrative. The data presented in this report is organized by parameter (i.e. VOC, SVOC, etc.). Sample specific Quality Control data (i.e. Surrogate Spike Recovery) is reported at the end of the target analyte list for each individual sample, followed by the Laboratory Batch Quality Control at the end of each parameter. Tentatively Identified Compounds (TICs), if requested, are reported for compounds identified to be present and are not part of the method/program Target Compound List, even if only a subset of the TCL are being reported. If a sample was re-analyzed or re-extracted due to a required quality control corrective action and if both sets of data are reported, the Laboratory ID of the re-analysis or re-extraction is designated with an "R" or "RE", respectively.

When multiple Batch Quality Control elements are reported (e.g. more than one LCS), the associated samples for each element are noted in the grey shaded header line of each data table. Any Laboratory Batch, Sample Specific % recovery or RPD value that is outside the listed Acceptance Criteria is bolded in the report. In reference to questions H (CAM) or 4 (RCP) when "NO" is checked, the performance criteria for CAM and RCP methods allow for some quality control failures to occur and still be within method compliance. In these instances, the specific failure is not narrated but noted in the associated QC Outlier Summary Report, located directly after the Case Narrative. QC information is also incorporated in the Data Usability Assessment table (Format 11) of our Data Merger tool, where it can be reviewed in conjunction with the sample result, associated regulatory criteria and any associated data usability implications.

Soil/sediments, solids and tissues are reported on a dry weight basis unless otherwise noted. Definitions of all data qualifiers and acronyms used in this report are provided in the Glossary located at the back of the report.

HOLD POLICY - For samples submitted on hold, Alpha's policy is to hold samples (with the exception of Air canisters) free of charge for 21 calendar days from the date the project is completed. After 21 calendar days, we will dispose of all samples submitted including those put on hold unless you have contacted your Alpha Project Manager and made arrangements for Alpha to continue to hold the samples. Air canisters will be disposed after 3 business days from the date the project is completed.

Please contact Project Management at 800-624-9220 with any questions.

Project Name:	FORMER COMMANDER OIL TERMINAL	**Lab Number:**	L1911936
Project Number:	28071.03	**Report Date:**	04/02/19

Case Narrative (continued)

Report Submission

All non-detect (ND) or estimated concentrations (J-qualified) have been quantitated to the limit noted in the MDL column.

Volatile Organics

L1911936-07: Differences were noted between the results of the analyses which have been attributed to vial discrepancies. Further re-analysis could not be performed due to the existing vials being compromised.

I, the undersigned, attest under the pains and penalties of perjury that, to the best of my knowledge and belief and based upon my personal inquiry of those responsible for providing the information contained in this analytical report, such information is accurate and complete. This certificate of analysis is not complete unless this page accompanies any and all pages of this report.

Authorized Signature: Cristin Walker

Title: Technical Director/Representative

Date: 04/02/19

ORGANICS

VOLATILES

Project Name: FORMER COMMANDER OIL TERMINAL **Lab Number:** L1911936

Project Number: 28071.03 **Report Date:** 04/02/19

SAMPLE RESULTS

Lab ID: L1911936-01 D
Client ID: MW-27
Sample Location: ONE COMMANDER SQUARE, OYSTER BAY, NY

Date Collected: 03/25/19 09:45
Date Received: 03/26/19
Field Prep: Not Specified

Sample Depth:
Matrix: Water
Analytical Method: 1,8260C
Analytical Date: 03/30/19 18:40
Analyst: AD

Parameter	Result	Qualifier	Units	RL	MDL	Dilution Factor
Volatile Organics by GC/MS - Westborough Lab						
Methylene chloride	ND		ug/l	250	70.	100
1,1-Dichloroethane	ND		ug/l	250	70.	100
Chloroform	ND		ug/l	250	70.	100
Carbon tetrachloride	ND		ug/l	50	13.	100
1,2-Dichloropropane	ND		ug/l	100	14.	100
Dibromochloromethane	ND		ug/l	50	15.	100
1,1,2-Trichloroethane	ND		ug/l	150	50.	100
Tetrachloroethene	ND		ug/l	50	18.	100
Chlorobenzene	ND		ug/l	250	70.	100
Trichlorofluoromethane	ND		ug/l	250	70.	100
1,2-Dichloroethane	ND		ug/l	50	13.	100
1,1,1-Trichloroethane	ND		ug/l	250	70.	100
Bromodichloromethane	ND		ug/l	50	19.	100
trans-1,3-Dichloropropene	ND		ug/l	50	16.	100
cis-1,3-Dichloropropene	ND		ug/l	50	14.	100
1,3-Dichloropropene, Total	ND		ug/l	50	14.	100
1,1-Dichloropropene	ND		ug/l	250	70.	100
Bromoform	ND		ug/l	200	65.	100
1,1,2,2-Tetrachloroethane	ND		ug/l	50	17.	100
Benzene	16	J	ug/l	50	16.	100
Toluene	ND		ug/l	250	70.	100
Ethylbenzene	ND		ug/l	250	70.	100
Chloromethane	ND		ug/l	250	70.	100
Bromomethane	ND		ug/l	250	70.	100
Vinyl chloride	5800		ug/l	100	7.1	100
Chloroethane	ND		ug/l	250	70.	100
1,1-Dichloroethene	ND		ug/l	50	17.	100
trans-1,2-Dichloroethene	ND		ug/l	250	70.	100

Project Name: FORMER COMMANDER OIL TERMINAL **Lab Number:** L1911936

Project Number: 28071.03 **Report Date:** 04/02/19

SAMPLE RESULTS

Lab ID: L1911936-01 D Date Collected: 03/25/19 09:45
Client ID: MW-27 Date Received: 03/26/19
Sample Location: ONE COMMANDER SQUARE, OYSTER BAY, NY Field Prep: Not Specified

Sample Depth:

Parameter	Result	Qualifier	Units	RL	MDL	Dilution Factor
Volatile Organics by GC/MS - Westborough Lab						
Trichloroethene	ND		ug/l	50	18.	100
1,2-Dichlorobenzene	ND		ug/l	250	70.	100
1,3-Dichlorobenzene	ND		ug/l	250	70.	100
1,4-Dichlorobenzene	ND		ug/l	250	70.	100
Methyl tert butyl ether	ND		ug/l	250	70.	100
p/m-Xylene	ND		ug/l	250	70.	100
o-Xylene	ND		ug/l	250	70.	100
Xylenes, Total	ND		ug/l	250	70.	100
cis-1,2-Dichloroethene	19000		ug/l	250	70.	100
1,2-Dichloroethene, Total	19000		ug/l	250	70.	100
Dibromomethane	ND		ug/l	500	100	100
1,2,3-Trichloropropane	ND		ug/l	250	70.	100
Acrylonitrile	ND		ug/l	500	150	100
Styrene	ND		ug/l	250	70.	100
Dichlorodifluoromethane	ND		ug/l	500	100	100
Acetone	ND		ug/l	500	150	100
Carbon disulfide	ND		ug/l	500	100	100
2-Butanone	ND		ug/l	500	190	100
Vinyl acetate	ND		ug/l	500	100	100
4-Methyl-2-pentanone	ND		ug/l	500	100	100
2-Hexanone	ND		ug/l	500	100	100
Bromochloromethane	ND		ug/l	250	70.	100
2,2-Dichloropropane	ND		ug/l	250	70.	100
1,2-Dibromoethane	ND		ug/l	200	65.	100
1,3-Dichloropropane	ND		ug/l	250	70.	100
1,1,1,2-Tetrachloroethane	ND		ug/l	250	70.	100
Bromobenzene	ND		ug/l	250	70.	100
n-Butylbenzene	ND		ug/l	250	70.	100
sec-Butylbenzene	ND		ug/l	250	70.	100
tert-Butylbenzene	ND		ug/l	250	70.	100
o-Chlorotoluene	ND		ug/l	250	70.	100
p-Chlorotoluene	ND		ug/l	250	70.	100
1,2-Dibromo-3-chloropropane	ND		ug/l	250	70.	100
Hexachlorobutadiene	ND		ug/l	250	70.	100
Isopropylbenzene	ND		ug/l	250	70.	100
p-Isopropyltoluene	ND		ug/l	250	70.	100
Naphthalene	ND		ug/l	250	70.	100

Project Name: FORMER COMMANDER OIL TERMINAL **Lab Number:** L1911936

Project Number: 28071.03 **Report Date:** 04/02/19

SAMPLE RESULTS

Lab ID: L1911936-01 D Date Collected: 03/25/19 09:45

Client ID: MW-27 Date Received: 03/26/19

Sample Location: ONE COMMANDER SQUARE, OYSTER BAY, NY Field Prep: Not Specified

Sample Depth:

Parameter	Result	Qualifier	Units	RL	MDL	Dilution Factor
Volatile Organics by GC/MS - Westborough Lab						
n-Propylbenzene	ND		ug/l	250	70.	100
1,2,3-Trichlorobenzene	ND		ug/l	250	70.	100
1,2,4-Trichlorobenzene	ND		ug/l	250	70.	100
1,3,5-Trimethylbenzene	ND		ug/l	250	70.	100
1,2,4-Trimethylbenzene	ND		ug/l	250	70.	100
1,4-Dioxane	ND		ug/l	25000	6100	100
p-Diethylbenzene	ND		ug/l	200	70.	100
p-Ethyltoluene	ND		ug/l	200	70.	100
1,2,4,5-Tetramethylbenzene	ND		ug/l	200	54.	100
Ethyl ether	ND		ug/l	250	70.	100
trans-1,4-Dichloro-2-butene	ND		ug/l	250	70.	100

Surrogate	% Recovery	Qualifier	Acceptance Criteria
1,2-Dichloroethane-d4	106		70-130
Toluene-d8	105		70-130
4-Bromofluorobenzene	95		70-130
Dibromofluoromethane	103		70-130

Project Name: FORMER COMMANDER OIL TERMINAL **Lab Number:** L1911936

Project Number: 28071.03 **Report Date:** 04/02/19

SAMPLE RESULTS

Lab ID: L1911936-02 D2 Date Collected: 03/25/19 10:14
Client ID: MW-28 Date Received: 03/26/19
Sample Location: ONE COMMANDER SQUARE, OYSTER BAY, NY Field Prep: Not Specified

Sample Depth:
Matrix: Water
Analytical Method: 1,8260C
Analytical Date: 04/01/19 19:35
Analyst: NLK

Parameter	Result	Qualifier	Units	RL	MDL	Dilution Factor
Volatile Organics by GC/MS - Westborough Lab						
Vinyl chloride	4200		ug/l	50	3.6	50

Surrogate	% Recovery	Qualifier	Acceptance Criteria
1,2-Dichloroethane-d4	107		70-130
Toluene-d8	107		70-130
4-Bromofluorobenzene	102		70-130
Dibromofluoromethane	97		70-130

Project Name: FORMER COMMANDER OIL TERMINAL **Lab Number:** L1911936

Project Number: 28071.03 **Report Date:** 04/02/19

SAMPLE RESULTS

Lab ID: L1911936-02 D
Client ID: MW-28
Sample Location: ONE COMMANDER SQUARE, OYSTER BAY, NY

Date Collected: 03/25/19 10:14
Date Received: 03/26/19
Field Prep: Not Specified

Sample Depth:
Matrix: Water
Analytical Method: 1,8260C
Analytical Date: 03/30/19 19:05
Analyst: AD

Parameter	Result	Qualifier	Units	RL	MDL	Dilution Factor
Volatile Organics by GC/MS - Westborough Lab						
Methylene chloride	ND		ug/l	50	14.	20
1,1-Dichloroethane	ND		ug/l	50	14.	20
Chloroform	ND		ug/l	50	14.	20
Carbon tetrachloride	ND		ug/l	10	2.7	20
1,2-Dichloropropane	ND		ug/l	20	2.7	20
Dibromochloromethane	ND		ug/l	10	3.0	20
1,1,2-Trichloroethane	ND		ug/l	30	10.	20
Tetrachloroethene	ND		ug/l	10	3.6	20
Chlorobenzene	ND		ug/l	50	14.	20
Trichlorofluoromethane	ND		ug/l	50	14.	20
1,2-Dichloroethane	ND		ug/l	10	2.6	20
1,1,1-Trichloroethane	ND		ug/l	50	14.	20
Bromodichloromethane	ND		ug/l	10	3.8	20
trans-1,3-Dichloropropene	ND		ug/l	10	3.3	20
cis-1,3-Dichloropropene	ND		ug/l	10	2.9	20
1,3-Dichloropropene, Total	ND		ug/l	10	2.9	20
1,1-Dichloropropene	ND		ug/l	50	14.	20
Bromoform	ND		ug/l	40	13.	20
1,1,2,2-Tetrachloroethane	ND		ug/l	10	3.3	20
Benzene	57		ug/l	10	3.2	20
Toluene	250		ug/l	50	14.	20
Ethylbenzene	44	J	ug/l	50	14.	20
Chloromethane	ND		ug/l	50	14.	20
Bromomethane	ND		ug/l	50	14.	20
Vinyl chloride	4700	E	ug/l	20	1.4	20
Chloroethane	ND		ug/l	50	14.	20
1,1-Dichloroethene	5.9	J	ug/l	10	3.4	20
trans-1,2-Dichloroethene	ND		ug/l	50	14.	20

Project Name: FORMER COMMANDER OIL TERMINAL **Lab Number:** L1911936

Project Number: 28071.03 **Report Date:** 04/02/19

SAMPLE RESULTS

Lab ID: L1911936-02 D Date Collected: 03/25/19 10:14
Client ID: MW-28 Date Received: 03/26/19
Sample Location: ONE COMMANDER SQUARE, OYSTER BAY, NY Field Prep: Not Specified

Sample Depth:

Parameter	Result	Qualifier	Units	RL	MDL	Dilution Factor
Volatile Organics by GC/MS - Westborough Lab						
Trichloroethene	ND		ug/l	10	3.5	20
1,2-Dichlorobenzene	ND		ug/l	50	14.	20
1,3-Dichlorobenzene	ND		ug/l	50	14.	20
1,4-Dichlorobenzene	ND		ug/l	50	14.	20
Methyl tert butyl ether	ND		ug/l	50	14.	20
p/m-Xylene	61		ug/l	50	14.	20
o-Xylene	24	J	ug/l	50	14.	20
Xylenes, Total	85	J	ug/l	50	14.	20
cis-1,2-Dichloroethene	3900		ug/l	50	14.	20
1,2-Dichloroethene, Total	3900		ug/l	50	14.	20
Dibromomethane	ND		ug/l	100	20.	20
1,2,3-Trichloropropane	ND		ug/l	50	14.	20
Acrylonitrile	ND		ug/l	100	30.	20
Styrene	ND		ug/l	50	14.	20
Dichlorodifluoromethane	ND		ug/l	100	20.	20
Acetone	ND		ug/l	100	29.	20
Carbon disulfide	ND		ug/l	100	20.	20
2-Butanone	ND		ug/l	100	39.	20
Vinyl acetate	ND		ug/l	100	20.	20
4-Methyl-2-pentanone	ND		ug/l	100	20.	20
2-Hexanone	ND		ug/l	100	20.	20
Bromochloromethane	ND		ug/l	50	14.	20
2,2-Dichloropropane	ND		ug/l	50	14.	20
1,2-Dibromoethane	ND		ug/l	40	13.	20
1,3-Dichloropropane	ND		ug/l	50	14.	20
1,1,1,2-Tetrachloroethane	ND		ug/l	50	14.	20
Bromobenzene	ND		ug/l	50	14.	20
n-Butylbenzene	ND		ug/l	50	14.	20
sec-Butylbenzene	ND		ug/l	50	14.	20
tert-Butylbenzene	ND		ug/l	50	14.	20
o-Chlorotoluene	ND		ug/l	50	14.	20
p-Chlorotoluene	ND		ug/l	50	14.	20
1,2-Dibromo-3-chloropropane	ND		ug/l	50	14.	20
Hexachlorobutadiene	ND		ug/l	50	14.	20
Isopropylbenzene	ND		ug/l	50	14.	20
p-Isopropyltoluene	ND		ug/l	50	14.	20
Naphthalene	ND		ug/l	50	14.	20

Project Name: FORMER COMMANDER OIL TERMINAL **Lab Number:** L1911936

Project Number: 28071.03 **Report Date:** 04/02/19

SAMPLE RESULTS

Lab ID: L1911936-02 D Date Collected: 03/25/19 10:14

Client ID: MW-28 Date Received: 03/26/19

Sample Location: ONE COMMANDER SQUARE, OYSTER BAY, NY Field Prep: Not Specified

Sample Depth:

Parameter	Result	Qualifier	Units	RL	MDL	Dilution Factor
Volatile Organics by GC/MS - Westborough Lab						
n-Propylbenzene	ND		ug/l	50	14.	20
1,2,3-Trichlorobenzene	ND		ug/l	50	14.	20
1,2,4-Trichlorobenzene	ND		ug/l	50	14.	20
1,3,5-Trimethylbenzene	ND		ug/l	50	14.	20
1,2,4-Trimethylbenzene	100		ug/l	50	14.	20
1,4-Dioxane	ND		ug/l	5000	1200	20
p-Diethylbenzene	ND		ug/l	40	14.	20
p-Ethyltoluene	24	J	ug/l	40	14.	20
1,2,4,5-Tetramethylbenzene	16	J	ug/l	40	11.	20
Ethyl ether	ND		ug/l	50	14.	20
trans-1,4-Dichloro-2-butene	ND		ug/l	50	14.	20

Surrogate	% Recovery	Qualifier	Acceptance Criteria
1,2-Dichloroethane-d4	105		70-130
Toluene-d8	105		70-130
4-Bromofluorobenzene	95		70-130
Dibromofluoromethane	101		70-130

Project Name: FORMER COMMANDER OIL TERMINAL **Lab Number:** L1911936

Project Number: 28071.03 **Report Date:** 04/02/19

SAMPLE RESULTS

Lab ID: L1911936-03 D
Client ID: MW-30
Sample Location: ONE COMMANDER SQUARE, OYSTER BAY, NY

Date Collected: 03/25/19 10:00
Date Received: 03/26/19
Field Prep: Not Specified

Sample Depth:
Matrix: Water
Analytical Method: 1,8260C
Analytical Date: 03/30/19 19:30
Analyst: AD

Parameter	Result	Qualifier	Units	RL	MDL	Dilution Factor
Volatile Organics by GC/MS - Westborough Lab						
Methylene chloride	ND		ug/l	500	140	200
1,1-Dichloroethane	ND		ug/l	500	140	200
Chloroform	ND		ug/l	500	140	200
Carbon tetrachloride	ND		ug/l	100	27.	200
1,2-Dichloropropane	ND		ug/l	200	27.	200
Dibromochloromethane	ND		ug/l	100	30.	200
1,1,2-Trichloroethane	ND		ug/l	300	100	200
Tetrachloroethene	ND		ug/l	100	36.	200
Chlorobenzene	ND		ug/l	500	140	200
Trichlorofluoromethane	ND		ug/l	500	140	200
1,2-Dichloroethane	ND		ug/l	100	26.	200
1,1,1-Trichloroethane	ND		ug/l	500	140	200
Bromodichloromethane	ND		ug/l	100	38.	200
trans-1,3-Dichloropropene	ND		ug/l	100	33.	200
cis-1,3-Dichloropropene	ND		ug/l	100	29.	200
1,3-Dichloropropene, Total	ND		ug/l	100	29.	200
1,1-Dichloropropene	ND		ug/l	500	140	200
Bromoform	ND		ug/l	400	130	200
1,1,2,2-Tetrachloroethane	ND		ug/l	100	33.	200
Benzene	39	J	ug/l	100	32.	200
Toluene	200	J	ug/l	500	140	200
Ethylbenzene	ND		ug/l	500	140	200
Chloromethane	ND		ug/l	500	140	200
Bromomethane	ND		ug/l	500	140	200
Vinyl chloride	26000		ug/l	200	14.	200
Chloroethane	ND		ug/l	500	140	200
1,1-Dichloroethene	34	J	ug/l	100	34.	200
trans-1,2-Dichloroethene	ND		ug/l	500	140	200

Project Name: FORMER COMMANDER OIL TERMINAL **Lab Number:** L1911936

Project Number: 28071.03 **Report Date:** 04/02/19

SAMPLE RESULTS

Lab ID: L1911936-03 D Date Collected: 03/25/19 10:00
Client ID: MW-30 Date Received: 03/26/19
Sample Location: ONE COMMANDER SQUARE, OYSTER BAY, NY Field Prep: Not Specified

Sample Depth:

Parameter	Result	Qualifier	Units	RL	MDL	Dilution Factor
Volatile Organics by GC/MS - Westborough Lab						
Trichloroethene	ND		ug/l	100	35.	200
1,2-Dichlorobenzene	ND		ug/l	500	140	200
1,3-Dichlorobenzene	ND		ug/l	500	140	200
1,4-Dichlorobenzene	ND		ug/l	500	140	200
Methyl tert butyl ether	140	J	ug/l	500	140	200
p/m-Xylene	ND		ug/l	500	140	200
o-Xylene	ND		ug/l	500	140	200
Xylenes, Total	ND		ug/l	500	140	200
cis-1,2-Dichloroethene	25000		ug/l	500	140	200
1,2-Dichloroethene, Total	25000		ug/l	500	140	200
Dibromomethane	ND		ug/l	1000	200	200
1,2,3-Trichloropropane	ND		ug/l	500	140	200
Acrylonitrile	ND		ug/l	1000	300	200
Styrene	ND		ug/l	500	140	200
Dichlorodifluoromethane	ND		ug/l	1000	200	200
Acetone	ND		ug/l	1000	290	200
Carbon disulfide	ND		ug/l	1000	200	200
2-Butanone	ND		ug/l	1000	390	200
Vinyl acetate	ND		ug/l	1000	200	200
4-Methyl-2-pentanone	ND		ug/l	1000	200	200
2-Hexanone	ND		ug/l	1000	200	200
Bromochloromethane	ND		ug/l	500	140	200
2,2-Dichloropropane	ND		ug/l	500	140	200
1,2-Dibromoethane	ND		ug/l	400	130	200
1,3-Dichloropropane	ND		ug/l	500	140	200
1,1,1,2-Tetrachloroethane	ND		ug/l	500	140	200
Bromobenzene	ND		ug/l	500	140	200
n-Butylbenzene	ND		ug/l	500	140	200
sec-Butylbenzene	ND		ug/l	500	140	200
tert-Butylbenzene	ND		ug/l	500	140	200
o-Chlorotoluene	ND		ug/l	500	140	200
p-Chlorotoluene	ND		ug/l	500	140	200
1,2-Dibromo-3-chloropropane	ND		ug/l	500	140	200
Hexachlorobutadiene	ND		ug/l	500	140	200
Isopropylbenzene	ND		ug/l	500	140	200
p-Isopropyltoluene	ND		ug/l	500	140	200
Naphthalene	ND		ug/l	500	140	200

Project Name: FORMER COMMANDER OIL TERMINAL **Lab Number:** L1911936

Project Number: 28071.03 **Report Date:** 04/02/19

SAMPLE RESULTS

Lab ID: L1911936-03 D Date Collected: 03/25/19 10:00

Client ID: MW-30 Date Received: 03/26/19

Sample Location: ONE COMMANDER SQUARE, OYSTER BAY, NY Field Prep: Not Specified

Sample Depth:

Parameter	Result	Qualifier	Units	RL	MDL	Dilution Factor
Volatile Organics by GC/MS - Westborough Lab						
n-Propylbenzene	ND		ug/l	500	140	200
1,2,3-Trichlorobenzene	ND		ug/l	500	140	200
1,2,4-Trichlorobenzene	ND		ug/l	500	140	200
1,3,5-Trimethylbenzene	ND		ug/l	500	140	200
1,2,4-Trimethylbenzene	ND		ug/l	500	140	200
1,4-Dioxane	ND		ug/l	50000	12000	200
p-Diethylbenzene	ND		ug/l	400	140	200
p-Ethyltoluene	ND		ug/l	400	140	200
1,2,4,5-Tetramethylbenzene	ND		ug/l	400	110	200
Ethyl ether	ND		ug/l	500	140	200
trans-1,4-Dichloro-2-butene	ND		ug/l	500	140	200

Surrogate	% Recovery	Qualifier	Acceptance Criteria
1,2-Dichloroethane-d4	106		70-130
Toluene-d8	105		70-130
4-Bromofluorobenzene	97		70-130
Dibromofluoromethane	102		70-130

Project Name: FORMER COMMANDER OIL TERMINAL **Lab Number:** L1911936

Project Number: 28071.03 **Report Date:** 04/02/19

SAMPLE RESULTS

Lab ID: L1911936-04 D2 Date Collected: 03/25/19 10:31
Client ID: MW-22 Date Received: 03/26/19
Sample Location: ONE COMMANDER SQUARE, OYSTER BAY, NY Field Prep: Not Specified

Sample Depth:
Matrix: Water
Analytical Method: 1,8260C
Analytical Date: 04/01/19 20:03
Analyst: NLK

Parameter	Result	Qualifier	Units	RL	MDL	Dilution Factor
Volatile Organics by GC/MS - Westborough Lab						
Vinyl chloride	3000		ug/l	25	1.8	25

Surrogate	% Recovery	Qualifier	Acceptance Criteria
1,2-Dichloroethane-d4	106		70-130
Toluene-d8	107		70-130
4-Bromofluorobenzene	103		70-130
Dibromofluoromethane	99		70-130

Project Name: FORMER COMMANDER OIL TERMINAL **Lab Number:** L1911936

Project Number: 28071.03 **Report Date:** 04/02/19

SAMPLE RESULTS

Lab ID: L1911936-04 D
Client ID: MW-22
Sample Location: ONE COMMANDER SQUARE, OYSTER BAY, NY

Date Collected: 03/25/19 10:31
Date Received: 03/26/19
Field Prep: Not Specified

Sample Depth:
Matrix: Water
Analytical Method: 1,8260C
Analytical Date: 03/30/19 19:55
Analyst: AD

Parameter	Result	Qualifier	Units	RL	MDL	Dilution Factor
Volatile Organics by GC/MS - Westborough Lab						
Methylene chloride	ND		ug/l	12	3.5	5
1,1-Dichloroethane	ND		ug/l	12	3.5	5
Chloroform	ND		ug/l	12	3.5	5
Carbon tetrachloride	ND		ug/l	2.5	0.67	5
1,2-Dichloropropane	ND		ug/l	5.0	0.68	5
Dibromochloromethane	ND		ug/l	2.5	0.74	5
1,1,2-Trichloroethane	ND		ug/l	7.5	2.5	5
Tetrachloroethene	ND		ug/l	2.5	0.90	5
Chlorobenzene	ND		ug/l	12	3.5	5
Trichlorofluoromethane	ND		ug/l	12	3.5	5
1,2-Dichloroethane	ND		ug/l	2.5	0.66	5
1,1,1-Trichloroethane	ND		ug/l	12	3.5	5
Bromodichloromethane	ND		ug/l	2.5	0.96	5
trans-1,3-Dichloropropene	ND		ug/l	2.5	0.82	5
cis-1,3-Dichloropropene	ND		ug/l	2.5	0.72	5
1,3-Dichloropropene, Total	ND		ug/l	2.5	0.72	5
1,1-Dichloropropene	ND		ug/l	12	3.5	5
Bromoform	ND		ug/l	10	3.2	5
1,1,2,2-Tetrachloroethane	ND		ug/l	2.5	0.84	5
Benzene	59		ug/l	2.5	0.80	5
Toluene	120		ug/l	12	3.5	5
Ethylbenzene	19		ug/l	12	3.5	5
Chloromethane	ND		ug/l	12	3.5	5
Bromomethane	ND		ug/l	12	3.5	5
Vinyl chloride	2000	E	ug/l	5.0	0.36	5
Chloroethane	ND		ug/l	12	3.5	5
1,1-Dichloroethene	1.0	J	ug/l	2.5	0.84	5
trans-1,2-Dichloroethene	ND		ug/l	12	3.5	5

Project Name: FORMER COMMANDER OIL TERMINAL **Lab Number:** L1911936

Project Number: 28071.03 **Report Date:** 04/02/19

SAMPLE RESULTS

Lab ID: L1911936-04 D Date Collected: 03/25/19 10:31

Client ID: MW-22 Date Received: 03/26/19

Sample Location: ONE COMMANDER SQUARE, OYSTER BAY, NY Field Prep: Not Specified

Sample Depth:

Parameter	Result	Qualifier	Units	RL	MDL	Dilution Factor
Volatile Organics by GC/MS - Westborough Lab						
Trichloroethene	ND		ug/l	2.5	0.88	5
1,2-Dichlorobenzene	ND		ug/l	12	3.5	5
1,3-Dichlorobenzene	ND		ug/l	12	3.5	5
1,4-Dichlorobenzene	ND		ug/l	12	3.5	5
Methyl tert butyl ether	80		ug/l	12	3.5	5
p/m-Xylene	24		ug/l	12	3.5	5
o-Xylene	25		ug/l	12	3.5	5
Xylenes, Total	49		ug/l	12	3.5	5
cis-1,2-Dichloroethene	780		ug/l	12	3.5	5
1,2-Dichloroethene, Total	780		ug/l	12	3.5	5
Dibromomethane	ND		ug/l	25	5.0	5
1,2,3-Trichloropropane	ND		ug/l	12	3.5	5
Acrylonitrile	ND		ug/l	25	7.5	5
Styrene	ND		ug/l	12	3.5	5
Dichlorodifluoromethane	ND		ug/l	25	5.0	5
Acetone	ND		ug/l	25	7.3	5
Carbon disulfide	ND		ug/l	25	5.0	5
2-Butanone	ND		ug/l	25	9.7	5
Vinyl acetate	ND		ug/l	25	5.0	5
4-Methyl-2-pentanone	ND		ug/l	25	5.0	5
2-Hexanone	ND		ug/l	25	5.0	5
Bromochloromethane	ND		ug/l	12	3.5	5
2,2-Dichloropropane	ND		ug/l	12	3.5	5
1,2-Dibromoethane	ND		ug/l	10	3.2	5
1,3-Dichloropropane	ND		ug/l	12	3.5	5
1,1,1,2-Tetrachloroethane	ND		ug/l	12	3.5	5
Bromobenzene	ND		ug/l	12	3.5	5
n-Butylbenzene	ND		ug/l	12	3.5	5
sec-Butylbenzene	ND		ug/l	12	3.5	5
tert-Butylbenzene	ND		ug/l	12	3.5	5
o-Chlorotoluene	ND		ug/l	12	3.5	5
p-Chlorotoluene	ND		ug/l	12	3.5	5
1,2-Dibromo-3-chloropropane	ND		ug/l	12	3.5	5
Hexachlorobutadiene	ND		ug/l	12	3.5	5
Isopropylbenzene	ND		ug/l	12	3.5	5
p-Isopropyltoluene	ND		ug/l	12	3.5	5
Naphthalene	ND		ug/l	12	3.5	5

Project Name: FORMER COMMANDER OIL TERMINAL **Lab Number:** L1911936

Project Number: 28071.03 **Report Date:** 04/02/19

SAMPLE RESULTS

Lab ID: L1911936-04 D Date Collected: 03/25/19 10:31

Client ID: MW-22 Date Received: 03/26/19

Sample Location: ONE COMMANDER SQUARE, OYSTER BAY, NY Field Prep: Not Specified

Sample Depth:

Parameter	Result	Qualifier	Units	RL	MDL	Dilution Factor
Volatile Organics by GC/MS - Westborough Lab						
n-Propylbenzene	ND		ug/l	12	3.5	5
1,2,3-Trichlorobenzene	ND		ug/l	12	3.5	5
1,2,4-Trichlorobenzene	ND		ug/l	12	3.5	5
1,3,5-Trimethylbenzene	ND		ug/l	12	3.5	5
1,2,4-Trimethylbenzene	11	J	ug/l	12	3.5	5
1,4-Dioxane	ND		ug/l	1200	300	5
p-Diethylbenzene	ND		ug/l	10	3.5	5
p-Ethyltoluene	4.5	J	ug/l	10	3.5	5
1,2,4,5-Tetramethylbenzene	5.3	J	ug/l	10	2.7	5
Ethyl ether	ND		ug/l	12	3.5	5
trans-1,4-Dichloro-2-butene	ND		ug/l	12	3.5	5

Surrogate	% Recovery	Qualifier	Acceptance Criteria
1,2-Dichloroethane-d4	103		70-130
Toluene-d8	105		70-130
4-Bromofluorobenzene	97		70-130
Dibromofluoromethane	100		70-130

Project Name: FORMER COMMANDER OIL TERMINAL **Lab Number:** L1911936

Project Number: 28071.03 **Report Date:** 04/02/19

SAMPLE RESULTS

Lab ID: L1911936-05 D
Client ID: MW-29
Sample Location: ONE COMMANDER SQUARE, OYSTER BAY, NY

Date Collected: 03/25/19 10:21
Date Received: 03/26/19
Field Prep: Not Specified

Sample Depth:
Matrix: Water
Analytical Method: 1,8260C
Analytical Date: 03/30/19 20:21
Analyst: AD

Parameter	Result	Qualifier	Units	RL	MDL	Dilution Factor
Volatile Organics by GC/MS - Westborough Lab						
Methylene chloride	ND		ug/l	250	70.	100
1,1-Dichloroethane	ND		ug/l	250	70.	100
Chloroform	ND		ug/l	250	70.	100
Carbon tetrachloride	ND		ug/l	50	13.	100
1,2-Dichloropropane	ND		ug/l	100	14.	100
Dibromochloromethane	ND		ug/l	50	15.	100
1,1,2-Trichloroethane	ND		ug/l	150	50.	100
Tetrachloroethene	ND		ug/l	50	18.	100
Chlorobenzene	ND		ug/l	250	70.	100
Trichlorofluoromethane	ND		ug/l	250	70.	100
1,2-Dichloroethane	ND		ug/l	50	13.	100
1,1,1-Trichloroethane	ND		ug/l	250	70.	100
Bromodichloromethane	ND		ug/l	50	19.	100
trans-1,3-Dichloropropene	ND		ug/l	50	16.	100
cis-1,3-Dichloropropene	ND		ug/l	50	14.	100
1,3-Dichloropropene, Total	ND		ug/l	50	14.	100
1,1-Dichloropropene	ND		ug/l	250	70.	100
Bromoform	ND		ug/l	200	65.	100
1,1,2,2-Tetrachloroethane	ND		ug/l	50	17.	100
Benzene	70		ug/l	50	16.	100
Toluene	320		ug/l	250	70.	100
Ethylbenzene	ND		ug/l	250	70.	100
Chloromethane	ND		ug/l	250	70.	100
Bromomethane	ND		ug/l	250	70.	100
Vinyl chloride	16000		ug/l	100	7.1	100
Chloroethane	ND		ug/l	250	70.	100
1,1-Dichloroethene	20	J	ug/l	50	17.	100
trans-1,2-Dichloroethene	ND		ug/l	250	70.	100

Project Name: FORMER COMMANDER OIL TERMINAL **Lab Number:** L1911936

Project Number: 28071.03 **Report Date:** 04/02/19

SAMPLE RESULTS

Lab ID: L1911936-05 D Date Collected: 03/25/19 10:21
Client ID: MW-29 Date Received: 03/26/19
Sample Location: ONE COMMANDER SQUARE, OYSTER BAY, NY Field Prep: Not Specified

Sample Depth:

Parameter	Result	Qualifier	Units	RL	MDL	Dilution Factor
Volatile Organics by GC/MS - Westborough Lab						
Trichloroethene	ND		ug/l	50	18.	100
1,2-Dichlorobenzene	ND		ug/l	250	70.	100
1,3-Dichlorobenzene	ND		ug/l	250	70.	100
1,4-Dichlorobenzene	ND		ug/l	250	70.	100
Methyl tert butyl ether	ND		ug/l	250	70.	100
p/m-Xylene	ND		ug/l	250	70.	100
o-Xylene	ND		ug/l	250	70.	100
Xylenes, Total	ND		ug/l	250	70.	100
cis-1,2-Dichloroethene	14000		ug/l	250	70.	100
1,2-Dichloroethene, Total	14000		ug/l	250	70.	100
Dibromomethane	ND		ug/l	500	100	100
1,2,3-Trichloropropane	ND		ug/l	250	70.	100
Acrylonitrile	ND		ug/l	500	150	100
Styrene	ND		ug/l	250	70.	100
Dichlorodifluoromethane	ND		ug/l	500	100	100
Acetone	ND		ug/l	500	150	100
Carbon disulfide	ND		ug/l	500	100	100
2-Butanone	ND		ug/l	500	190	100
Vinyl acetate	ND		ug/l	500	100	100
4-Methyl-2-pentanone	ND		ug/l	500	100	100
2-Hexanone	ND		ug/l	500	100	100
Bromochloromethane	ND		ug/l	250	70.	100
2,2-Dichloropropane	ND		ug/l	250	70.	100
1,2-Dibromoethane	ND		ug/l	200	65.	100
1,3-Dichloropropane	ND		ug/l	250	70.	100
1,1,1,2-Tetrachloroethane	ND		ug/l	250	70.	100
Bromobenzene	ND		ug/l	250	70.	100
n-Butylbenzene	ND		ug/l	250	70.	100
sec-Butylbenzene	ND		ug/l	250	70.	100
tert-Butylbenzene	ND		ug/l	250	70.	100
o-Chlorotoluene	ND		ug/l	250	70.	100
p-Chlorotoluene	ND		ug/l	250	70.	100
1,2-Dibromo-3-chloropropane	ND		ug/l	250	70.	100
Hexachlorobutadiene	ND		ug/l	250	70.	100
Isopropylbenzene	ND		ug/l	250	70.	100
p-Isopropyltoluene	ND		ug/l	250	70.	100
Naphthalene	ND		ug/l	250	70.	100

Project Name: FORMER COMMANDER OIL TERMINAL **Lab Number:** L1911936

Project Number: 28071.03 **Report Date:** 04/02/19

SAMPLE RESULTS

Lab ID: L1911936-05 D Date Collected: 03/25/19 10:21

Client ID: MW-29 Date Received: 03/26/19

Sample Location: ONE COMMANDER SQUARE, OYSTER BAY, NY Field Prep: Not Specified

Sample Depth:

Parameter	Result	Qualifier	Units	RL	MDL	Dilution Factor
Volatile Organics by GC/MS - Westborough Lab						
n-Propylbenzene	ND		ug/l	250	70.	100
1,2,3-Trichlorobenzene	ND		ug/l	250	70.	100
1,2,4-Trichlorobenzene	ND		ug/l	250	70.	100
1,3,5-Trimethylbenzene	ND		ug/l	250	70.	100
1,2,4-Trimethylbenzene	ND		ug/l	250	70.	100
1,4-Dioxane	ND		ug/l	25000	6100	100
p-Diethylbenzene	ND		ug/l	200	70.	100
p-Ethyltoluene	ND		ug/l	200	70.	100
1,2,4,5-Tetramethylbenzene	ND		ug/l	200	54.	100
Ethyl ether	ND		ug/l	250	70.	100
trans-1,4-Dichloro-2-butene	ND		ug/l	250	70.	100

Surrogate	% Recovery	Qualifier	Acceptance Criteria
1,2-Dichloroethane-d4	104		70-130
Toluene-d8	105		70-130
4-Bromofluorobenzene	98		70-130
Dibromofluoromethane	101		70-130

Project Name: FORMER COMMANDER OIL TERMINAL **Lab Number:** L1911936

Project Number: 28071.03 **Report Date:** 04/02/19

SAMPLE RESULTS

Lab ID: L1911936-06 D
Client ID: MW-23M
Sample Location: ONE COMMANDER SQUARE, OYSTER BAY, NY

Date Collected: 03/25/19 10:55
Date Received: 03/26/19
Field Prep: Not Specified

Sample Depth:
Matrix: Water
Analytical Method: 1,8260C
Analytical Date: 03/30/19 20:46
Analyst: AD

Parameter	Result	Qualifier	Units	RL	MDL	Dilution Factor
Volatile Organics by GC/MS - Westborough Lab						
Methylene chloride	ND		ug/l	2500	700	1000
1,1-Dichloroethane	ND		ug/l	2500	700	1000
Chloroform	ND		ug/l	2500	700	1000
Carbon tetrachloride	ND		ug/l	500	130	1000
1,2-Dichloropropane	ND		ug/l	1000	140	1000
Dibromochloromethane	ND		ug/l	500	150	1000
1,1,2-Trichloroethane	ND		ug/l	1500	500	1000
Tetrachloroethene	ND		ug/l	500	180	1000
Chlorobenzene	ND		ug/l	2500	700	1000
Trichlorofluoromethane	ND		ug/l	2500	700	1000
1,2-Dichloroethane	ND		ug/l	500	130	1000
1,1,1-Trichloroethane	ND		ug/l	2500	700	1000
Bromodichloromethane	ND		ug/l	500	190	1000
trans-1,3-Dichloropropene	ND		ug/l	500	160	1000
cis-1,3-Dichloropropene	ND		ug/l	500	140	1000
1,3-Dichloropropene, Total	ND		ug/l	500	140	1000
1,1-Dichloropropene	ND		ug/l	2500	700	1000
Bromoform	ND		ug/l	2000	650	1000
1,1,2,2-Tetrachloroethane	ND		ug/l	500	170	1000
Benzene	ND		ug/l	500	160	1000
Toluene	ND		ug/l	2500	700	1000
Ethylbenzene	ND		ug/l	2500	700	1000
Chloromethane	ND		ug/l	2500	700	1000
Bromomethane	ND		ug/l	2500	700	1000
Vinyl chloride	29000		ug/l	1000	71.	1000
Chloroethane	ND		ug/l	2500	700	1000
1,1-Dichloroethene	ND		ug/l	500	170	1000
trans-1,2-Dichloroethene	ND		ug/l	2500	700	1000

Project Name: FORMER COMMANDER OIL TERMINAL **Lab Number:** L1911936

Project Number: 28071.03 **Report Date:** 04/02/19

SAMPLE RESULTS

Lab ID: L1911936-06 D Date Collected: 03/25/19 10:55

Client ID: MW-23M Date Received: 03/26/19

Sample Location: ONE COMMANDER SQUARE, OYSTER BAY, NY Field Prep: Not Specified

Sample Depth:

Parameter	Result	Qualifier	Units	RL	MDL	Dilution Factor
Volatile Organics by GC/MS - Westborough Lab						
Trichloroethene	ND		ug/l	500	180	1000
1,2-Dichlorobenzene	ND		ug/l	2500	700	1000
1,3-Dichlorobenzene	ND		ug/l	2500	700	1000
1,4-Dichlorobenzene	ND		ug/l	2500	700	1000
Methyl tert butyl ether	ND		ug/l	2500	700	1000
p/m-Xylene	ND		ug/l	2500	700	1000
o-Xylene	ND		ug/l	2500	700	1000
Xylenes, Total	ND		ug/l	2500	700	1000
cis-1,2-Dichloroethene	100000		ug/l	2500	700	1000
1,2-Dichloroethene, Total	100000		ug/l	2500	700	1000
Dibromomethane	ND		ug/l	5000	1000	1000
1,2,3-Trichloropropane	ND		ug/l	2500	700	1000
Acrylonitrile	ND		ug/l	5000	1500	1000
Styrene	ND		ug/l	2500	700	1000
Dichlorodifluoromethane	ND		ug/l	5000	1000	1000
Acetone	ND		ug/l	5000	1500	1000
Carbon disulfide	ND		ug/l	5000	1000	1000
2-Butanone	ND		ug/l	5000	1900	1000
Vinyl acetate	ND		ug/l	5000	1000	1000
4-Methyl-2-pentanone	ND		ug/l	5000	1000	1000
2-Hexanone	ND		ug/l	5000	1000	1000
Bromochloromethane	ND		ug/l	2500	700	1000
2,2-Dichloropropane	ND		ug/l	2500	700	1000
1,2-Dibromoethane	ND		ug/l	2000	650	1000
1,3-Dichloropropane	ND		ug/l	2500	700	1000
1,1,1,2-Tetrachloroethane	ND		ug/l	2500	700	1000
Bromobenzene	ND		ug/l	2500	700	1000
n-Butylbenzene	ND		ug/l	2500	700	1000
sec-Butylbenzene	ND		ug/l	2500	700	1000
tert-Butylbenzene	ND		ug/l	2500	700	1000
o-Chlorotoluene	ND		ug/l	2500	700	1000
p-Chlorotoluene	ND		ug/l	2500	700	1000
1,2-Dibromo-3-chloropropane	ND		ug/l	2500	700	1000
Hexachlorobutadiene	ND		ug/l	2500	700	1000
Isopropylbenzene	ND		ug/l	2500	700	1000
p-Isopropyltoluene	ND		ug/l	2500	700	1000
Naphthalene	ND		ug/l	2500	700	1000

Project Name: FORMER COMMANDER OIL TERMINAL **Lab Number:** L1911936

Project Number: 28071.03 **Report Date:** 04/02/19

SAMPLE RESULTS

Lab ID: L1911936-06 D Date Collected: 03/25/19 10:55

Client ID: MW-23M Date Received: 03/26/19

Sample Location: ONE COMMANDER SQUARE, OYSTER BAY, NY Field Prep: Not Specified

Sample Depth:

Parameter	Result	Qualifier	Units	RL	MDL	Dilution Factor
Volatile Organics by GC/MS - Westborough Lab						
n-Propylbenzene	ND		ug/l	2500	700	1000
1,2,3-Trichlorobenzene	ND		ug/l	2500	700	1000
1,2,4-Trichlorobenzene	ND		ug/l	2500	700	1000
1,3,5-Trimethylbenzene	ND		ug/l	2500	700	1000
1,2,4-Trimethylbenzene	ND		ug/l	2500	700	1000
1,4-Dioxane	ND		ug/l	250000	61000	1000
p-Diethylbenzene	ND		ug/l	2000	700	1000
p-Ethyltoluene	ND		ug/l	2000	700	1000
1,2,4,5-Tetramethylbenzene	ND		ug/l	2000	540	1000
Ethyl ether	ND		ug/l	2500	700	1000
trans-1,4-Dichloro-2-butene	ND		ug/l	2500	700	1000

Surrogate	% Recovery	Qualifier	Acceptance Criteria
1,2-Dichloroethane-d4	103		70-130
Toluene-d8	105		70-130
4-Bromofluorobenzene	98		70-130
Dibromofluoromethane	102		70-130

Project Name: FORMER COMMANDER OIL TERMINAL **Lab Number:** L1911936

Project Number: 28071.03 **Report Date:** 04/02/19

SAMPLE RESULTS

Lab ID: L1911936-07 D2 Date Collected: 03/25/19 11:05
Client ID: MW-23D Date Received: 03/26/19
Sample Location: ONE COMMANDER SQUARE, OYSTER BAY, NY Field Prep: Not Specified

Sample Depth:
Matrix: Water
Analytical Method: 1,8260C
Analytical Date: 04/01/19 20:30
Analyst: NLK

Parameter	Result	Qualifier	Units	RL	MDL	Dilution Factor
Volatile Organics by GC/MS - Westborough Lab						
cis-1,2-Dichloroethene	12000		ug/l	620	180	250
1,2-Dichloroethene, Total	12000		ug/l	250	70.	250

Surrogate	% Recovery	Qualifier	Acceptance Criteria
1,2-Dichloroethane-d4	108		70-130
Toluene-d8	106		70-130
4-Bromofluorobenzene	104		70-130
Dibromofluoromethane	98		70-130

Project Name: FORMER COMMANDER OIL TERMINAL **Lab Number:** L1911936

Project Number: 28071.03 **Report Date:** 04/02/19

SAMPLE RESULTS

Lab ID: L1911936-07 D
Client ID: MW-23D
Sample Location: ONE COMMANDER SQUARE, OYSTER BAY, NY

Date Collected: 03/25/19 11:05
Date Received: 03/26/19
Field Prep: Not Specified

Sample Depth:
Matrix: Water
Analytical Method: 1,8260C
Analytical Date: 03/30/19 21:11
Analyst: AD

Parameter	Result	Qualifier	Units	RL	MDL	Dilution Factor
Volatile Organics by GC/MS - Westborough Lab						
Methylene chloride	ND		ug/l	250	70.	100
1,1-Dichloroethane	ND		ug/l	250	70.	100
Chloroform	ND		ug/l	250	70.	100
Carbon tetrachloride	ND		ug/l	50	13.	100
1,2-Dichloropropane	ND		ug/l	100	14.	100
Dibromochloromethane	ND		ug/l	50	15.	100
1,1,2-Trichloroethane	ND		ug/l	150	50.	100
Tetrachloroethene	ND		ug/l	50	18.	100
Chlorobenzene	ND		ug/l	250	70.	100
Trichlorofluoromethane	ND		ug/l	250	70.	100
1,2-Dichloroethane	ND		ug/l	50	13.	100
1,1,1-Trichloroethane	ND		ug/l	250	70.	100
Bromodichloromethane	ND		ug/l	50	19.	100
trans-1,3-Dichloropropene	ND		ug/l	50	16.	100
cis-1,3-Dichloropropene	ND		ug/l	50	14.	100
1,3-Dichloropropene, Total	ND		ug/l	50	14.	100
1,1-Dichloropropene	ND		ug/l	250	70.	100
Bromoform	ND		ug/l	200	65.	100
1,1,2,2-Tetrachloroethane	ND		ug/l	50	17.	100
Benzene	ND		ug/l	50	16.	100
Toluene	ND		ug/l	250	70.	100
Ethylbenzene	ND		ug/l	250	70.	100
Chloromethane	ND		ug/l	250	70.	100
Bromomethane	ND		ug/l	250	70.	100
Vinyl chloride	13000		ug/l	100	7.1	100
Chloroethane	ND		ug/l	250	70.	100
1,1-Dichloroethene	ND		ug/l	50	17.	100
trans-1,2-Dichloroethene	ND		ug/l	250	70.	100

Project Name: FORMER COMMANDER OIL TERMINAL **Lab Number:** L1911936

Project Number: 28071.03 **Report Date:** 04/02/19

SAMPLE RESULTS

Lab ID: L1911936-07 D Date Collected: 03/25/19 11:05

Client ID: MW-23D Date Received: 03/26/19

Sample Location: ONE COMMANDER SQUARE, OYSTER BAY, NY Field Prep: Not Specified

Sample Depth:

Parameter	Result	Qualifier	Units	RL	MDL	Dilution Factor
Volatile Organics by GC/MS - Westborough Lab						
Trichloroethene	ND		ug/l	50	18.	100
1,2-Dichlorobenzene	ND		ug/l	250	70.	100
1,3-Dichlorobenzene	ND		ug/l	250	70.	100
1,4-Dichlorobenzene	ND		ug/l	250	70.	100
Methyl tert butyl ether	ND		ug/l	250	70.	100
p/m-Xylene	ND		ug/l	250	70.	100
o-Xylene	ND		ug/l	250	70.	100
Xylenes, Total	ND		ug/l	250	70.	100
cis-1,2-Dichloroethene	21000	E	ug/l	250	70.	100
Dibromomethane	ND		ug/l	500	100	100
1,2,3-Trichloropropane	ND		ug/l	250	70.	100
Acrylonitrile	ND		ug/l	500	150	100
Styrene	ND		ug/l	250	70.	100
Dichlorodifluoromethane	ND		ug/l	500	100	100
Acetone	ND		ug/l	500	150	100
Carbon disulfide	ND		ug/l	500	100	100
2-Butanone	ND		ug/l	500	190	100
Vinyl acetate	ND		ug/l	500	100	100
4-Methyl-2-pentanone	ND		ug/l	500	100	100
2-Hexanone	ND		ug/l	500	100	100
Bromochloromethane	ND		ug/l	250	70.	100
2,2-Dichloropropane	ND		ug/l	250	70.	100
1,2-Dibromoethane	ND		ug/l	200	65.	100
1,3-Dichloropropane	ND		ug/l	250	70.	100
1,1,1,2-Tetrachloroethane	ND		ug/l	250	70.	100
Bromobenzene	ND		ug/l	250	70.	100
n-Butylbenzene	ND		ug/l	250	70.	100
sec-Butylbenzene	ND		ug/l	250	70.	100
tert-Butylbenzene	ND		ug/l	250	70.	100
o-Chlorotoluene	ND		ug/l	250	70.	100
p-Chlorotoluene	ND		ug/l	250	70.	100
1,2-Dibromo-3-chloropropane	ND		ug/l	250	70.	100
Hexachlorobutadiene	ND		ug/l	250	70.	100
Isopropylbenzene	ND		ug/l	250	70.	100
p-Isopropyltoluene	ND		ug/l	250	70.	100
Naphthalene	ND		ug/l	250	70.	100
n-Propylbenzene	ND		ug/l	250	70.	100

Project Name: FORMER COMMANDER OIL TERMINAL **Lab Number:** L1911936

Project Number: 28071.03 **Report Date:** 04/02/19

SAMPLE RESULTS

Lab ID: L1911936-07 D Date Collected: 03/25/19 11:05

Client ID: MW-23D Date Received: 03/26/19

Sample Location: ONE COMMANDER SQUARE, OYSTER BAY, NY Field Prep: Not Specified

Sample Depth:

Parameter	Result	Qualifier	Units	RL	MDL	Dilution Factor
Volatile Organics by GC/MS - Westborough Lab						
1,2,3-Trichlorobenzene	ND		ug/l	250	70.	100
1,2,4-Trichlorobenzene	ND		ug/l	250	70.	100
1,3,5-Trimethylbenzene	ND		ug/l	250	70.	100
1,2,4-Trimethylbenzene	ND		ug/l	250	70.	100
1,4-Dioxane	ND		ug/l	25000	6100	100
p-Diethylbenzene	ND		ug/l	200	70.	100
p-Ethyltoluene	ND		ug/l	200	70.	100
1,2,4,5-Tetramethylbenzene	ND		ug/l	200	54.	100
Ethyl ether	ND		ug/l	250	70.	100
trans-1,4-Dichloro-2-butene	ND		ug/l	250	70.	100

Surrogate	% Recovery	Qualifier	Acceptance Criteria
1,2-Dichloroethane-d4	101		70-130
Toluene-d8	106		70-130
4-Bromofluorobenzene	99		70-130
Dibromofluoromethane	102		70-130

Project Name: FORMER COMMANDER OIL TERMINAL **Lab Number:** L1911936

Project Number: 28071.03 **Report Date:** 04/02/19

SAMPLE RESULTS

Lab ID: L1911936-08 D
Client ID: MW-14
Sample Location: ONE COMMANDER SQUARE, OYSTER BAY, NY

Date Collected: 03/25/19 11:34
Date Received: 03/26/19
Field Prep: Not Specified

Sample Depth:
Matrix: Water
Analytical Method: 1,8260C
Analytical Date: 04/02/19 02:30
Analyst: NLK

Parameter	Result	Qualifier	Units	RL	MDL	Dilution Factor
Volatile Organics by GC/MS - Westborough Lab						
Methylene chloride	ND		ug/l	2500	700	1000
1,1-Dichloroethane	ND		ug/l	2500	700	1000
Chloroform	ND		ug/l	2500	700	1000
Carbon tetrachloride	ND		ug/l	500	130	1000
1,2-Dichloropropane	ND		ug/l	1000	140	1000
Dibromochloromethane	ND		ug/l	500	150	1000
1,1,2-Trichloroethane	ND		ug/l	1500	500	1000
Tetrachloroethene	ND		ug/l	500	180	1000
Chlorobenzene	ND		ug/l	2500	700	1000
Trichlorofluoromethane	ND		ug/l	2500	700	1000
1,2-Dichloroethane	ND		ug/l	500	130	1000
1,1,1-Trichloroethane	ND		ug/l	2500	700	1000
Bromodichloromethane	ND		ug/l	500	190	1000
trans-1,3-Dichloropropene	ND		ug/l	500	160	1000
cis-1,3-Dichloropropene	ND		ug/l	500	140	1000
1,3-Dichloropropene, Total	ND		ug/l	500	140	1000
1,1-Dichloropropene	ND		ug/l	2500	700	1000
Bromoform	ND		ug/l	2000	650	1000
1,1,2,2-Tetrachloroethane	ND		ug/l	500	170	1000
Benzene	ND		ug/l	500	160	1000
Toluene	ND		ug/l	2500	700	1000
Ethylbenzene	ND		ug/l	2500	700	1000
Chloromethane	ND		ug/l	2500	700	1000
Bromomethane	ND		ug/l	2500	700	1000
Vinyl chloride	38000		ug/l	1000	71.	1000
Chloroethane	ND		ug/l	2500	700	1000
1,1-Dichloroethene	ND		ug/l	500	170	1000
trans-1,2-Dichloroethene	700	J	ug/l	2500	700	1000

Project Name: FORMER COMMANDER OIL TERMINAL **Lab Number:** L1911936

Project Number: 28071.03 **Report Date:** 04/02/19

SAMPLE RESULTS

Lab ID: L1911936-08 D Date Collected: 03/25/19 11:34
Client ID: MW-14 Date Received: 03/26/19
Sample Location: ONE COMMANDER SQUARE, OYSTER BAY, NY Field Prep: Not Specified

Sample Depth:

Parameter	Result	Qualifier	Units	RL	MDL	Dilution Factor
Volatile Organics by GC/MS - Westborough Lab						
Trichloroethene	1000		ug/l	500	180	1000
1,2-Dichlorobenzene	ND		ug/l	2500	700	1000
1,3-Dichlorobenzene	ND		ug/l	2500	700	1000
1,4-Dichlorobenzene	ND		ug/l	2500	700	1000
Methyl tert butyl ether	ND		ug/l	2500	700	1000
p/m-Xylene	ND		ug/l	2500	700	1000
o-Xylene	ND		ug/l	2500	700	1000
Xylenes, Total	ND		ug/l	2500	700	1000
cis-1,2-Dichloroethene	140000		ug/l	2500	700	1000
1,2-Dichloroethene, Total	140000	J	ug/l	2500	700	1000
Dibromomethane	ND		ug/l	5000	1000	1000
1,2,3-Trichloropropane	ND		ug/l	2500	700	1000
Acrylonitrile	ND		ug/l	5000	1500	1000
Styrene	ND		ug/l	2500	700	1000
Dichlorodifluoromethane	ND		ug/l	5000	1000	1000
Acetone	ND		ug/l	5000	1500	1000
Carbon disulfide	ND		ug/l	5000	1000	1000
2-Butanone	ND		ug/l	5000	1900	1000
Vinyl acetate	ND		ug/l	5000	1000	1000
4-Methyl-2-pentanone	ND		ug/l	5000	1000	1000
2-Hexanone	ND		ug/l	5000	1000	1000
Bromochloromethane	ND		ug/l	2500	700	1000
2,2-Dichloropropane	ND		ug/l	2500	700	1000
1,2-Dibromoethane	ND		ug/l	2000	650	1000
1,3-Dichloropropane	ND		ug/l	2500	700	1000
1,1,1,2-Tetrachloroethane	ND		ug/l	2500	700	1000
Bromobenzene	ND		ug/l	2500	700	1000
n-Butylbenzene	ND		ug/l	2500	700	1000
sec-Butylbenzene	ND		ug/l	2500	700	1000
tert-Butylbenzene	ND		ug/l	2500	700	1000
o-Chlorotoluene	ND		ug/l	2500	700	1000
p-Chlorotoluene	ND		ug/l	2500	700	1000
1,2-Dibromo-3-chloropropane	ND		ug/l	2500	700	1000
Hexachlorobutadiene	ND		ug/l	2500	700	1000
Isopropylbenzene	ND		ug/l	2500	700	1000
p-Isopropyltoluene	ND		ug/l	2500	700	1000
Naphthalene	ND		ug/l	2500	700	1000

Project Name: FORMER COMMANDER OIL TERMINAL **Lab Number:** L1911936

Project Number: 28071.03 **Report Date:** 04/02/19

SAMPLE RESULTS

Lab ID: L1911936-08 D Date Collected: 03/25/19 11:34

Client ID: MW-14 Date Received: 03/26/19

Sample Location: ONE COMMANDER SQUARE, OYSTER BAY, NY Field Prep: Not Specified

Sample Depth:

Parameter	Result	Qualifier	Units	RL	MDL	Dilution Factor
Volatile Organics by GC/MS - Westborough Lab						
n-Propylbenzene	ND		ug/l	2500	700	1000
1,2,3-Trichlorobenzene	ND		ug/l	2500	700	1000
1,2,4-Trichlorobenzene	ND		ug/l	2500	700	1000
1,3,5-Trimethylbenzene	ND		ug/l	2500	700	1000
1,2,4-Trimethylbenzene	ND		ug/l	2500	700	1000
1,4-Dioxane	ND		ug/l	250000	61000	1000
p-Diethylbenzene	ND		ug/l	2000	700	1000
p-Ethyltoluene	ND		ug/l	2000	700	1000
1,2,4,5-Tetramethylbenzene	ND		ug/l	2000	540	1000
Ethyl ether	ND		ug/l	2500	700	1000
trans-1,4-Dichloro-2-butene	ND		ug/l	2500	700	1000

Surrogate	% Recovery	Qualifier	Acceptance Criteria
1,2-Dichloroethane-d4	106		70-130
Toluene-d8	106		70-130
4-Bromofluorobenzene	99		70-130
Dibromofluoromethane	98		70-130

Project Name: FORMER COMMANDER OIL TERMINAL **Lab Number:** L1911936

Project Number: 28071.03 **Report Date:** 04/02/19

SAMPLE RESULTS

Lab ID: L1911936-09
Client ID: MW-20
Sample Location: ONE COMMANDER SQUARE, OYSTER BAY, NY

Date Collected: 03/25/19 12:01
Date Received: 03/26/19
Field Prep: Not Specified

Sample Depth:
Matrix: Water
Analytical Method: 1,8260C
Analytical Date: 03/31/19 16:25
Analyst: PD

Parameter	Result	Qualifier	Units	RL	MDL	Dilution Factor
Volatile Organics by GC/MS - Westborough Lab						
Methylene chloride	ND		ug/l	2.5	0.70	1
1,1-Dichloroethane	ND		ug/l	2.5	0.70	1
Chloroform	ND		ug/l	2.5	0.70	1
Carbon tetrachloride	ND		ug/l	0.50	0.13	1
1,2-Dichloropropane	ND		ug/l	1.0	0.14	1
Dibromochloromethane	ND		ug/l	0.50	0.15	1
1,1,2-Trichloroethane	ND		ug/l	1.5	0.50	1
Tetrachloroethene	ND		ug/l	0.50	0.18	1
Chlorobenzene	ND		ug/l	2.5	0.70	1
Trichlorofluoromethane	ND		ug/l	2.5	0.70	1
1,2-Dichloroethane	ND		ug/l	0.50	0.13	1
1,1,1-Trichloroethane	ND		ug/l	2.5	0.70	1
Bromodichloromethane	ND		ug/l	0.50	0.19	1
trans-1,3-Dichloropropene	ND		ug/l	0.50	0.16	1
cis-1,3-Dichloropropene	ND		ug/l	0.50	0.14	1
1,3-Dichloropropene, Total	ND		ug/l	0.50	0.14	1
1,1-Dichloropropene	ND		ug/l	2.5	0.70	1
Bromoform	ND		ug/l	2.0	0.65	1
1,1,2,2-Tetrachloroethane	ND		ug/l	0.50	0.17	1
Benzene	3.4		ug/l	0.50	0.16	1
Toluene	ND		ug/l	2.5	0.70	1
Ethylbenzene	ND		ug/l	2.5	0.70	1
Chloromethane	ND		ug/l	2.5	0.70	1
Bromomethane	ND		ug/l	2.5	0.70	1
Vinyl chloride	2.7		ug/l	1.0	0.07	1
Chloroethane	ND		ug/l	2.5	0.70	1
1,1-Dichloroethene	ND		ug/l	0.50	0.17	1
trans-1,2-Dichloroethene	ND		ug/l	2.5	0.70	1

Project Name: FORMER COMMANDER OIL TERMINAL **Lab Number:** L1911936

Project Number: 28071.03 **Report Date:** 04/02/19

SAMPLE RESULTS

Lab ID: L1911936-09 Date Collected: 03/25/19 12:01

Client ID: MW-20 Date Received: 03/26/19

Sample Location: ONE COMMANDER SQUARE, OYSTER BAY, NY Field Prep: Not Specified

Sample Depth:

Parameter	Result	Qualifier	Units	RL	MDL	Dilution Factor
Volatile Organics by GC/MS - Westborough Lab						
Trichloroethene	7.3		ug/l	0.50	0.18	1
1,2-Dichlorobenzene	ND		ug/l	2.5	0.70	1
1,3-Dichlorobenzene	ND		ug/l	2.5	0.70	1
1,4-Dichlorobenzene	ND		ug/l	2.5	0.70	1
Methyl tert butyl ether	14		ug/l	2.5	0.70	1
p/m-Xylene	ND		ug/l	2.5	0.70	1
o-Xylene	ND		ug/l	2.5	0.70	1
Xylenes, Total	ND		ug/l	2.5	0.70	1
cis-1,2-Dichloroethene	20		ug/l	2.5	0.70	1
1,2-Dichloroethene, Total	20		ug/l	2.5	0.70	1
Dibromomethane	ND		ug/l	5.0	1.0	1
1,2,3-Trichloropropane	ND		ug/l	2.5	0.70	1
Acrylonitrile	ND		ug/l	5.0	1.5	1
Styrene	ND		ug/l	2.5	0.70	1
Dichlorodifluoromethane	ND		ug/l	5.0	1.0	1
Acetone	3.5	J	ug/l	5.0	1.5	1
Carbon disulfide	ND		ug/l	5.0	1.0	1
2-Butanone	ND		ug/l	5.0	1.9	1
Vinyl acetate	ND		ug/l	5.0	1.0	1
4-Methyl-2-pentanone	ND		ug/l	5.0	1.0	1
2-Hexanone	ND		ug/l	5.0	1.0	1
Bromochloromethane	ND		ug/l	2.5	0.70	1
2,2-Dichloropropane	ND		ug/l	2.5	0.70	1
1,2-Dibromoethane	ND		ug/l	2.0	0.65	1
1,3-Dichloropropane	ND		ug/l	2.5	0.70	1
1,1,1,2-Tetrachloroethane	ND		ug/l	2.5	0.70	1
Bromobenzene	ND		ug/l	2.5	0.70	1
n-Butylbenzene	1.4	J	ug/l	2.5	0.70	1
sec-Butylbenzene	3.0		ug/l	2.5	0.70	1
tert-Butylbenzene	ND		ug/l	2.5	0.70	1
o-Chlorotoluene	ND		ug/l	2.5	0.70	1
p-Chlorotoluene	ND		ug/l	2.5	0.70	1
1,2-Dibromo-3-chloropropane	ND		ug/l	2.5	0.70	1
Hexachlorobutadiene	ND		ug/l	2.5	0.70	1
Isopropylbenzene	7.4		ug/l	2.5	0.70	1
p-Isopropyltoluene	ND		ug/l	2.5	0.70	1
Naphthalene	1.3	J	ug/l	2.5	0.70	1

Project Name: FORMER COMMANDER OIL TERMINAL **Lab Number:** L1911936

Project Number: 28071.03 **Report Date:** 04/02/19

SAMPLE RESULTS

Lab ID: L1911936-09 Date Collected: 03/25/19 12:01

Client ID: MW-20 Date Received: 03/26/19

Sample Location: ONE COMMANDER SQUARE, OYSTER BAY, NY Field Prep: Not Specified

Sample Depth:

Parameter	Result	Qualifier	Units	RL	MDL	Dilution Factor
Volatile Organics by GC/MS - Westborough Lab						
n-Propylbenzene	8.7		ug/l	2.5	0.70	1
1,2,3-Trichlorobenzene	ND		ug/l	2.5	0.70	1
1,2,4-Trichlorobenzene	ND		ug/l	2.5	0.70	1
1,3,5-Trimethylbenzene	ND		ug/l	2.5	0.70	1
1,2,4-Trimethylbenzene	ND		ug/l	2.5	0.70	1
1,4-Dioxane	ND		ug/l	250	61.	1
p-Diethylbenzene	1.6	J	ug/l	2.0	0.70	1
p-Ethyltoluene	ND		ug/l	2.0	0.70	1
1,2,4,5-Tetramethylbenzene	10		ug/l	2.0	0.54	1
Ethyl ether	ND		ug/l	2.5	0.70	1
trans-1,4-Dichloro-2-butene	ND		ug/l	2.5	0.70	1

Surrogate	% Recovery	Qualifier	Acceptance Criteria
1,2-Dichloroethane-d4	114		70-130
Toluene-d8	105		70-130
4-Bromofluorobenzene	102		70-130
Dibromofluoromethane	101		70-130

Project Name: FORMER COMMANDER OIL TERMINAL **Lab Number:** L1911936

Project Number: 28071.03 **Report Date:** 04/02/19

SAMPLE RESULTS

Lab ID: L1911936-10 D
Client ID: MW-16
Sample Location: ONE COMMANDER SQUARE, OYSTER BAY, NY

Date Collected: 03/25/19 14:07
Date Received: 03/26/19
Field Prep: Not Specified

Sample Depth:
Matrix: Water
Analytical Method: 1,8260C
Analytical Date: 03/31/19 18:16
Analyst: PD

Parameter	Result	Qualifier	Units	RL	MDL	Dilution Factor
Volatile Organics by GC/MS - Westborough Lab						
Methylene chloride	ND		ug/l	12	3.5	5
1,1-Dichloroethane	ND		ug/l	12	3.5	5
Chloroform	ND		ug/l	12	3.5	5
Carbon tetrachloride	ND		ug/l	2.5	0.67	5
1,2-Dichloropropane	ND		ug/l	5.0	0.68	5
Dibromochloromethane	ND		ug/l	2.5	0.74	5
1,1,2-Trichloroethane	ND		ug/l	7.5	2.5	5
Tetrachloroethene	ND		ug/l	2.5	0.90	5
Chlorobenzene	ND		ug/l	12	3.5	5
Trichlorofluoromethane	ND		ug/l	12	3.5	5
1,2-Dichloroethane	ND		ug/l	2.5	0.66	5
1,1,1-Trichloroethane	ND		ug/l	12	3.5	5
Bromodichloromethane	ND		ug/l	2.5	0.96	5
trans-1,3-Dichloropropene	ND		ug/l	2.5	0.82	5
cis-1,3-Dichloropropene	ND		ug/l	2.5	0.72	5
1,3-Dichloropropene, Total	ND		ug/l	2.5	0.72	5
1,1-Dichloropropene	ND		ug/l	12	3.5	5
Bromoform	ND		ug/l	10	3.2	5
1,1,2,2-Tetrachloroethane	ND		ug/l	2.5	0.84	5
Benzene	480		ug/l	2.5	0.80	5
Toluene	8.1	J	ug/l	12	3.5	5
Ethylbenzene	ND		ug/l	12	3.5	5
Chloromethane	ND		ug/l	12	3.5	5
Bromomethane	ND		ug/l	12	3.5	5
Vinyl chloride	49		ug/l	5.0	0.36	5
Chloroethane	ND		ug/l	12	3.5	5
1,1-Dichloroethene	ND		ug/l	2.5	0.84	5
trans-1,2-Dichloroethene	ND		ug/l	12	3.5	5

Project Name: FORMER COMMANDER OIL TERMINAL **Lab Number:** L1911936

Project Number: 28071.03 **Report Date:** 04/02/19

SAMPLE RESULTS

Lab ID: L1911936-10 D Date Collected: 03/25/19 14:07
Client ID: MW-16 Date Received: 03/26/19
Sample Location: ONE COMMANDER SQUARE, OYSTER BAY, NY Field Prep: Not Specified

Sample Depth:

Parameter	Result	Qualifier	Units	RL	MDL	Dilution Factor
Volatile Organics by GC/MS - Westborough Lab						
Trichloroethene	ND		ug/l	2.5	0.88	5
1,2-Dichlorobenzene	ND		ug/l	12	3.5	5
1,3-Dichlorobenzene	ND		ug/l	12	3.5	5
1,4-Dichlorobenzene	ND		ug/l	12	3.5	5
Methyl tert butyl ether	57		ug/l	12	3.5	5
p/m-Xylene	6.1	J	ug/l	12	3.5	5
o-Xylene	ND		ug/l	12	3.5	5
Xylenes, Total	6.1	J	ug/l	12	3.5	5
cis-1,2-Dichloroethene	140		ug/l	12	3.5	5
1,2-Dichloroethene, Total	140		ug/l	12	3.5	5
Dibromomethane	ND		ug/l	25	5.0	5
1,2,3-Trichloropropane	ND		ug/l	12	3.5	5
Acrylonitrile	ND		ug/l	25	7.5	5
Styrene	ND		ug/l	12	3.5	5
Dichlorodifluoromethane	ND		ug/l	25	5.0	5
Acetone	ND		ug/l	25	7.3	5
Carbon disulfide	ND		ug/l	25	5.0	5
2-Butanone	ND		ug/l	25	9.7	5
Vinyl acetate	ND		ug/l	25	5.0	5
4-Methyl-2-pentanone	ND		ug/l	25	5.0	5
2-Hexanone	ND		ug/l	25	5.0	5
Bromochloromethane	ND		ug/l	12	3.5	5
2,2-Dichloropropane	ND		ug/l	12	3.5	5
1,2-Dibromoethane	ND		ug/l	10	3.2	5
1,3-Dichloropropane	ND		ug/l	12	3.5	5
1,1,1,2-Tetrachloroethane	ND		ug/l	12	3.5	5
Bromobenzene	ND		ug/l	12	3.5	5
n-Butylbenzene	ND		ug/l	12	3.5	5
sec-Butylbenzene	3.9	J	ug/l	12	3.5	5
tert-Butylbenzene	ND		ug/l	12	3.5	5
o-Chlorotoluene	ND		ug/l	12	3.5	5
p-Chlorotoluene	ND		ug/l	12	3.5	5
1,2-Dibromo-3-chloropropane	ND		ug/l	12	3.5	5
Hexachlorobutadiene	ND		ug/l	12	3.5	5
Isopropylbenzene	16		ug/l	12	3.5	5
p-Isopropyltoluene	ND		ug/l	12	3.5	5
Naphthalene	ND		ug/l	12	3.5	5

Project Name: FORMER COMMANDER OIL TERMINAL **Lab Number:** L1911936

Project Number: 28071.03 **Report Date:** 04/02/19

SAMPLE RESULTS

Lab ID: L1911936-10 D Date Collected: 03/25/19 14:07

Client ID: MW-16 Date Received: 03/26/19

Sample Location: ONE COMMANDER SQUARE, OYSTER BAY, NY Field Prep: Not Specified

Sample Depth:

Parameter	Result	Qualifier	Units	RL	MDL	Dilution Factor
Volatile Organics by GC/MS - Westborough Lab						
n-Propylbenzene	21		ug/l	12	3.5	5
1,2,3-Trichlorobenzene	ND		ug/l	12	3.5	5
1,2,4-Trichlorobenzene	ND		ug/l	12	3.5	5
1,3,5-Trimethylbenzene	ND		ug/l	12	3.5	5
1,2,4-Trimethylbenzene	ND		ug/l	12	3.5	5
1,4-Dioxane	ND		ug/l	1200	300	5
p-Diethylbenzene	3.7	J	ug/l	10	3.5	5
p-Ethyltoluene	ND		ug/l	10	3.5	5
1,2,4,5-Tetramethylbenzene	15		ug/l	10	2.7	5
Ethyl ether	ND		ug/l	12	3.5	5
trans-1,4-Dichloro-2-butene	ND		ug/l	12	3.5	5

Surrogate	% Recovery	Qualifier	Acceptance Criteria
1,2-Dichloroethane-d4	105		70-130
Toluene-d8	108		70-130
4-Bromofluorobenzene	101		70-130
Dibromofluoromethane	97		70-130

Project Name: FORMER COMMANDER OIL TERMINAL **Lab Number:** L1911936

Project Number: 28071.03 **Report Date:** 04/02/19

SAMPLE RESULTS

Lab ID: L1911936-11 D
Client ID: MW-6
Sample Location: ONE COMMANDER SQUARE, OYSTER BAY, NY

Date Collected: 03/25/19 13:30
Date Received: 03/26/19
Field Prep: Not Specified

Sample Depth:
Matrix: Water
Analytical Method: 1,8260C
Analytical Date: 03/31/19 18:44
Analyst: PD

Parameter	Result	Qualifier	Units	RL	MDL	Dilution Factor
Volatile Organics by GC/MS - Westborough Lab						
Methylene chloride	ND		ug/l	5.0	1.4	2
1,1-Dichloroethane	ND		ug/l	5.0	1.4	2
Chloroform	ND		ug/l	5.0	1.4	2
Carbon tetrachloride	ND		ug/l	1.0	0.27	2
1,2-Dichloropropane	ND		ug/l	2.0	0.27	2
Dibromochloromethane	ND		ug/l	1.0	0.30	2
1,1,2-Trichloroethane	ND		ug/l	3.0	1.0	2
Tetrachloroethene	ND		ug/l	1.0	0.36	2
Chlorobenzene	ND		ug/l	5.0	1.4	2
Trichlorofluoromethane	ND		ug/l	5.0	1.4	2
1,2-Dichloroethane	ND		ug/l	1.0	0.26	2
1,1,1-Trichloroethane	ND		ug/l	5.0	1.4	2
Bromodichloromethane	ND		ug/l	1.0	0.38	2
trans-1,3-Dichloropropene	ND		ug/l	1.0	0.33	2
cis-1,3-Dichloropropene	ND		ug/l	1.0	0.29	2
1,3-Dichloropropene, Total	ND		ug/l	1.0	0.29	2
1,1-Dichloropropene	ND		ug/l	5.0	1.4	2
Bromoform	ND		ug/l	4.0	1.3	2
1,1,2,2-Tetrachloroethane	ND		ug/l	1.0	0.33	2
Benzene	220		ug/l	1.0	0.32	2
Toluene	7.2		ug/l	5.0	1.4	2
Ethylbenzene	2.2	J	ug/l	5.0	1.4	2
Chloromethane	ND		ug/l	5.0	1.4	2
Bromomethane	ND		ug/l	5.0	1.4	2
Vinyl chloride	0.16	J	ug/l	2.0	0.14	2
Chloroethane	ND		ug/l	5.0	1.4	2
1,1-Dichloroethene	ND		ug/l	1.0	0.34	2
trans-1,2-Dichloroethene	ND		ug/l	5.0	1.4	2

Project Name: FORMER COMMANDER OIL TERMINAL **Lab Number:** L1911936

Project Number: 28071.03 **Report Date:** 04/02/19

SAMPLE RESULTS

Lab ID: L1911936-11 D Date Collected: 03/25/19 13:30
Client ID: MW-6 Date Received: 03/26/19
Sample Location: ONE COMMANDER SQUARE, OYSTER BAY, NY Field Prep: Not Specified

Sample Depth:

Parameter	Result	Qualifier	Units	RL	MDL	Dilution Factor
Volatile Organics by GC/MS - Westborough Lab						
Trichloroethene	ND		ug/l	1.0	0.35	2
1,2-Dichlorobenzene	ND		ug/l	5.0	1.4	2
1,3-Dichlorobenzene	ND		ug/l	5.0	1.4	2
1,4-Dichlorobenzene	ND		ug/l	5.0	1.4	2
Methyl tert butyl ether	92		ug/l	5.0	1.4	2
p/m-Xylene	5.9		ug/l	5.0	1.4	2
o-Xylene	1.4	J	ug/l	5.0	1.4	2
Xylenes, Total	7.3	J	ug/l	5.0	1.4	2
cis-1,2-Dichloroethene	ND		ug/l	5.0	1.4	2
1,2-Dichloroethene, Total	ND		ug/l	5.0	1.4	2
Dibromomethane	ND		ug/l	10	2.0	2
1,2,3-Trichloropropane	ND		ug/l	5.0	1.4	2
Acrylonitrile	ND		ug/l	10	3.0	2
Styrene	ND		ug/l	5.0	1.4	2
Dichlorodifluoromethane	ND		ug/l	10	2.0	2
Acetone	ND		ug/l	10	2.9	2
Carbon disulfide	ND		ug/l	10	2.0	2
2-Butanone	ND		ug/l	10	3.9	2
Vinyl acetate	ND		ug/l	10	2.0	2
4-Methyl-2-pentanone	ND		ug/l	10	2.0	2
2-Hexanone	ND		ug/l	10	2.0	2
Bromochloromethane	ND		ug/l	5.0	1.4	2
2,2-Dichloropropane	ND		ug/l	5.0	1.4	2
1,2-Dibromoethane	ND		ug/l	4.0	1.3	2
1,3-Dichloropropane	ND		ug/l	5.0	1.4	2
1,1,1,2-Tetrachloroethane	ND		ug/l	5.0	1.4	2
Bromobenzene	ND		ug/l	5.0	1.4	2
n-Butylbenzene	9.5		ug/l	5.0	1.4	2
sec-Butylbenzene	8.6		ug/l	5.0	1.4	2
tert-Butylbenzene	ND		ug/l	5.0	1.4	2
o-Chlorotoluene	ND		ug/l	5.0	1.4	2
p-Chlorotoluene	ND		ug/l	5.0	1.4	2
1,2-Dibromo-3-chloropropane	ND		ug/l	5.0	1.4	2
Hexachlorobutadiene	ND		ug/l	5.0	1.4	2
Isopropylbenzene	43		ug/l	5.0	1.4	2
p-Isopropyltoluene	ND		ug/l	5.0	1.4	2
Naphthalene	1.6	J	ug/l	5.0	1.4	2

Project Name: FORMER COMMANDER OIL TERMINAL **Lab Number:** L1911936

Project Number: 28071.03 **Report Date:** 04/02/19

SAMPLE RESULTS

Lab ID: L1911936-11 D Date Collected: 03/25/19 13:30

Client ID: MW-6 Date Received: 03/26/19

Sample Location: ONE COMMANDER SQUARE, OYSTER BAY, NY Field Prep: Not Specified

Sample Depth:

Parameter	Result	Qualifier	Units	RL	MDL	Dilution Factor
Volatile Organics by GC/MS - Westborough Lab						
n-Propylbenzene	72		ug/l	5.0	1.4	2
1,2,3-Trichlorobenzene	ND		ug/l	5.0	1.4	2
1,2,4-Trichlorobenzene	ND		ug/l	5.0	1.4	2
1,3,5-Trimethylbenzene	ND		ug/l	5.0	1.4	2
1,2,4-Trimethylbenzene	ND		ug/l	5.0	1.4	2
1,4-Dioxane	ND		ug/l	500	120	2
p-Diethylbenzene	12		ug/l	4.0	1.4	2
p-Ethyltoluene	2.2	J	ug/l	4.0	1.4	2
1,2,4,5-Tetramethylbenzene	68		ug/l	4.0	1.1	2
Ethyl ether	ND		ug/l	5.0	1.4	2
trans-1,4-Dichloro-2-butene	ND		ug/l	5.0	1.4	2

Surrogate	% Recovery	Qualifier	Acceptance Criteria
1,2-Dichloroethane-d4	106		70-130
Toluene-d8	108		70-130
4-Bromofluorobenzene	102		70-130
Dibromofluoromethane	94		70-130

Project Name: FORMER COMMANDER OIL TERMINAL **Lab Number:** L1911936

Project Number: 28071.03 **Report Date:** 04/02/19

SAMPLE RESULTS

Lab ID: L1911936-12 D
Client ID: MW-24
Sample Location: ONE COMMANDER SQUARE, OYSTER BAY, NY

Date Collected: 03/25/19 14:25
Date Received: 03/26/19
Field Prep: Not Specified

Sample Depth:
Matrix: Water
Analytical Method: 1,8260C
Analytical Date: 04/01/19 20:08
Analyst: KJD

Parameter	Result	Qualifier	Units	RL	MDL	Dilution Factor
Volatile Organics by GC/MS - Westborough Lab						
Methylene chloride	ND		ug/l	12	3.5	5
1,1-Dichloroethane	ND		ug/l	12	3.5	5
Chloroform	ND		ug/l	12	3.5	5
Carbon tetrachloride	ND		ug/l	2.5	0.67	5
1,2-Dichloropropane	ND		ug/l	5.0	0.68	5
Dibromochloromethane	ND		ug/l	2.5	0.74	5
1,1,2-Trichloroethane	ND		ug/l	7.5	2.5	5
Tetrachloroethene	ND		ug/l	2.5	0.90	5
Chlorobenzene	ND		ug/l	12	3.5	5
Trichlorofluoromethane	ND		ug/l	12	3.5	5
1,2-Dichloroethane	ND		ug/l	2.5	0.66	5
1,1,1-Trichloroethane	ND		ug/l	12	3.5	5
Bromodichloromethane	ND		ug/l	2.5	0.96	5
trans-1,3-Dichloropropene	ND		ug/l	2.5	0.82	5
cis-1,3-Dichloropropene	ND		ug/l	2.5	0.72	5
1,3-Dichloropropene, Total	ND		ug/l	2.5	0.72	5
1,1-Dichloropropene	ND		ug/l	12	3.5	5
Bromoform	ND		ug/l	10	3.2	5
1,1,2,2-Tetrachloroethane	ND		ug/l	2.5	0.84	5
Benzene	0.80	J	ug/l	2.5	0.80	5
Toluene	ND		ug/l	12	3.5	5
Ethylbenzene	ND		ug/l	12	3.5	5
Chloromethane	ND		ug/l	12	3.5	5
Bromomethane	ND		ug/l	12	3.5	5
Vinyl chloride	79		ug/l	5.0	0.36	5
Chloroethane	ND		ug/l	12	3.5	5
1,1-Dichloroethene	0.96	J	ug/l	2.5	0.84	5
trans-1,2-Dichloroethene	ND		ug/l	12	3.5	5

Project Name: FORMER COMMANDER OIL TERMINAL **Lab Number:** L1911936

Project Number: 28071.03 **Report Date:** 04/02/19

SAMPLE RESULTS

Lab ID: L1911936-12 D Date Collected: 03/25/19 14:25
Client ID: MW-24 Date Received: 03/26/19
Sample Location: ONE COMMANDER SQUARE, OYSTER BAY, NY Field Prep: Not Specified

Sample Depth:

Parameter	Result	Qualifier	Units	RL	MDL	Dilution Factor
Volatile Organics by GC/MS - Westborough Lab						
Trichloroethene	2.4	J	ug/l	2.5	0.88	5
1,2-Dichlorobenzene	ND		ug/l	12	3.5	5
1,3-Dichlorobenzene	ND		ug/l	12	3.5	5
1,4-Dichlorobenzene	ND		ug/l	12	3.5	5
Methyl tert butyl ether	ND		ug/l	12	3.5	5
p/m-Xylene	ND		ug/l	12	3.5	5
o-Xylene	ND		ug/l	12	3.5	5
Xylenes, Total	ND		ug/l	12	3.5	5
cis-1,2-Dichloroethene	570		ug/l	12	3.5	5
1,2-Dichloroethene, Total	570		ug/l	12	3.5	5
Dibromomethane	ND		ug/l	25	5.0	5
1,2,3-Trichloropropane	ND		ug/l	12	3.5	5
Acrylonitrile	ND		ug/l	25	7.5	5
Styrene	ND		ug/l	12	3.5	5
Dichlorodifluoromethane	ND		ug/l	25	5.0	5
Acetone	ND		ug/l	25	7.3	5
Carbon disulfide	ND		ug/l	25	5.0	5
2-Butanone	ND		ug/l	25	9.7	5
Vinyl acetate	ND		ug/l	25	5.0	5
4-Methyl-2-pentanone	ND		ug/l	25	5.0	5
2-Hexanone	ND		ug/l	25	5.0	5
Bromochloromethane	ND		ug/l	12	3.5	5
2,2-Dichloropropane	ND		ug/l	12	3.5	5
1,2-Dibromoethane	ND		ug/l	10	3.2	5
1,3-Dichloropropane	ND		ug/l	12	3.5	5
1,1,1,2-Tetrachloroethane	ND		ug/l	12	3.5	5
Bromobenzene	ND		ug/l	12	3.5	5
n-Butylbenzene	ND		ug/l	12	3.5	5
sec-Butylbenzene	ND		ug/l	12	3.5	5
tert-Butylbenzene	ND		ug/l	12	3.5	5
o-Chlorotoluene	ND		ug/l	12	3.5	5
p-Chlorotoluene	ND		ug/l	12	3.5	5
1,2-Dibromo-3-chloropropane	ND		ug/l	12	3.5	5
Hexachlorobutadiene	ND		ug/l	12	3.5	5
Isopropylbenzene	ND		ug/l	12	3.5	5
p-Isopropyltoluene	ND		ug/l	12	3.5	5
Naphthalene	ND		ug/l	12	3.5	5

Project Name: FORMER COMMANDER OIL TERMINAL **Lab Number:** L1911936

Project Number: 28071.03 **Report Date:** 04/02/19

SAMPLE RESULTS

Lab ID: L1911936-12 D Date Collected: 03/25/19 14:25

Client ID: MW-24 Date Received: 03/26/19

Sample Location: ONE COMMANDER SQUARE, OYSTER BAY, NY Field Prep: Not Specified

Sample Depth:

Parameter	Result	Qualifier	Units	RL	MDL	Dilution Factor
Volatile Organics by GC/MS - Westborough Lab						
n-Propylbenzene	ND		ug/l	12	3.5	5
1,2,3-Trichlorobenzene	ND		ug/l	12	3.5	5
1,2,4-Trichlorobenzene	ND		ug/l	12	3.5	5
1,3,5-Trimethylbenzene	ND		ug/l	12	3.5	5
1,2,4-Trimethylbenzene	ND		ug/l	12	3.5	5
1,4-Dioxane	ND		ug/l	1200	300	5
p-Diethylbenzene	ND		ug/l	10	3.5	5
p-Ethyltoluene	ND		ug/l	10	3.5	5
1,2,4,5-Tetramethylbenzene	ND		ug/l	10	2.7	5
Ethyl ether	ND		ug/l	12	3.5	5
trans-1,4-Dichloro-2-butene	ND		ug/l	12	3.5	5

Surrogate	% Recovery	Qualifier	Acceptance Criteria
1,2-Dichloroethane-d4	106		70-130
Toluene-d8	105		70-130
4-Bromofluorobenzene	104		70-130
Dibromofluoromethane	104		70-130

Project Name: FORMER COMMANDER OIL TERMINAL **Lab Number:** L1911936

Project Number: 28071.03 **Report Date:** 04/02/19

SAMPLE RESULTS

Lab ID: L1911936-13
Client ID: MW-9
Sample Location: ONE COMMANDER SQUARE, OYSTER BAY, NY

Date Collected: 03/25/19 13:50
Date Received: 03/26/19
Field Prep: Not Specified

Sample Depth:
Matrix: Water
Analytical Method: 1,8260C
Analytical Date: 03/31/19 17:49
Analyst: PD

Parameter	Result	Qualifier	Units	RL	MDL	Dilution Factor
Volatile Organics by GC/MS - Westborough Lab						
Methylene chloride	ND		ug/l	2.5	0.70	1
1,1-Dichloroethane	ND		ug/l	2.5	0.70	1
Chloroform	ND		ug/l	2.5	0.70	1
Carbon tetrachloride	ND		ug/l	0.50	0.13	1
1,2-Dichloropropane	ND		ug/l	1.0	0.14	1
Dibromochloromethane	ND		ug/l	0.50	0.15	1
1,1,2-Trichloroethane	ND		ug/l	1.5	0.50	1
Tetrachloroethene	ND		ug/l	0.50	0.18	1
Chlorobenzene	ND		ug/l	2.5	0.70	1
Trichlorofluoromethane	ND		ug/l	2.5	0.70	1
1,2-Dichloroethane	0.16	J	ug/l	0.50	0.13	1
1,1,1-Trichloroethane	ND		ug/l	2.5	0.70	1
Bromodichloromethane	ND		ug/l	0.50	0.19	1
trans-1,3-Dichloropropene	ND		ug/l	0.50	0.16	1
cis-1,3-Dichloropropene	ND		ug/l	0.50	0.14	1
1,3-Dichloropropene, Total	ND		ug/l	0.50	0.14	1
1,1-Dichloropropene	ND		ug/l	2.5	0.70	1
Bromoform	ND		ug/l	2.0	0.65	1
1,1,2,2-Tetrachloroethane	ND		ug/l	0.50	0.17	1
Benzene	73		ug/l	0.50	0.16	1
Toluene	2.1	J	ug/l	2.5	0.70	1
Ethylbenzene	ND		ug/l	2.5	0.70	1
Chloromethane	ND		ug/l	2.5	0.70	1
Bromomethane	ND		ug/l	2.5	0.70	1
Vinyl chloride	0.19	J	ug/l	1.0	0.07	1
Chloroethane	ND		ug/l	2.5	0.70	1
1,1-Dichloroethene	ND		ug/l	0.50	0.17	1
trans-1,2-Dichloroethene	ND		ug/l	2.5	0.70	1

Project Name: FORMER COMMANDER OIL TERMINAL **Lab Number:** L1911936

Project Number: 28071.03 **Report Date:** 04/02/19

SAMPLE RESULTS

Lab ID: L1911936-13 Date Collected: 03/25/19 13:50

Client ID: MW-9 Date Received: 03/26/19

Sample Location: ONE COMMANDER SQUARE, OYSTER BAY, NY Field Prep: Not Specified

Sample Depth:

Parameter	Result	Qualifier	Units	RL	MDL	Dilution Factor
Volatile Organics by GC/MS - Westborough Lab						
Trichloroethene	ND		ug/l	0.50	0.18	1
1,2-Dichlorobenzene	ND		ug/l	2.5	0.70	1
1,3-Dichlorobenzene	ND		ug/l	2.5	0.70	1
1,4-Dichlorobenzene	ND		ug/l	2.5	0.70	1
Methyl tert butyl ether	5.0		ug/l	2.5	0.70	1
p/m-Xylene	3.3		ug/l	2.5	0.70	1
o-Xylene	2.3	J	ug/l	2.5	0.70	1
Xylenes, Total	5.6	J	ug/l	2.5	0.70	1
cis-1,2-Dichloroethene	1.4	J	ug/l	2.5	0.70	1
1,2-Dichloroethene, Total	1.4	J	ug/l	2.5	0.70	1
Dibromomethane	ND		ug/l	5.0	1.0	1
1,2,3-Trichloropropane	ND		ug/l	2.5	0.70	1
Acrylonitrile	ND		ug/l	5.0	1.5	1
Styrene	ND		ug/l	2.5	0.70	1
Dichlorodifluoromethane	ND		ug/l	5.0	1.0	1
Acetone	3.4	J	ug/l	5.0	1.5	1
Carbon disulfide	ND		ug/l	5.0	1.0	1
2-Butanone	ND		ug/l	5.0	1.9	1
Vinyl acetate	ND		ug/l	5.0	1.0	1
4-Methyl-2-pentanone	ND		ug/l	5.0	1.0	1
2-Hexanone	ND		ug/l	5.0	1.0	1
Bromochloromethane	ND		ug/l	2.5	0.70	1
2,2-Dichloropropane	ND		ug/l	2.5	0.70	1
1,2-Dibromoethane	ND		ug/l	2.0	0.65	1
1,3-Dichloropropane	ND		ug/l	2.5	0.70	1
1,1,1,2-Tetrachloroethane	ND		ug/l	2.5	0.70	1
Bromobenzene	ND		ug/l	2.5	0.70	1
n-Butylbenzene	7.2		ug/l	2.5	0.70	1
sec-Butylbenzene	9.9		ug/l	2.5	0.70	1
tert-Butylbenzene	1.4	J	ug/l	2.5	0.70	1
o-Chlorotoluene	ND		ug/l	2.5	0.70	1
p-Chlorotoluene	ND		ug/l	2.5	0.70	1
1,2-Dibromo-3-chloropropane	ND		ug/l	2.5	0.70	1
Hexachlorobutadiene	ND		ug/l	2.5	0.70	1
Isopropylbenzene	27		ug/l	2.5	0.70	1
p-Isopropyltoluene	ND		ug/l	2.5	0.70	1
Naphthalene	2.3	J	ug/l	2.5	0.70	1

Project Name: FORMER COMMANDER OIL TERMINAL **Lab Number:** L1911936

Project Number: 28071.03 **Report Date:** 04/02/19

SAMPLE RESULTS

Lab ID: L1911936-13 Date Collected: 03/25/19 13:50

Client ID: MW-9 Date Received: 03/26/19

Sample Location: ONE COMMANDER SQUARE, OYSTER BAY, NY Field Prep: Not Specified

Sample Depth:

Parameter	Result	Qualifier	Units	RL	MDL	Dilution Factor
Volatile Organics by GC/MS - Westborough Lab						
n-Propylbenzene	41		ug/l	2.5	0.70	1
1,2,3-Trichlorobenzene	ND		ug/l	2.5	0.70	1
1,2,4-Trichlorobenzene	ND		ug/l	2.5	0.70	1
1,3,5-Trimethylbenzene	ND		ug/l	2.5	0.70	1
1,2,4-Trimethylbenzene	ND		ug/l	2.5	0.70	1
1,4-Dioxane	ND		ug/l	250	61.	1
p-Diethylbenzene	6.8		ug/l	2.0	0.70	1
p-Ethyltoluene	0.72	J	ug/l	2.0	0.70	1
1,2,4,5-Tetramethylbenzene	37		ug/l	2.0	0.54	1
Ethyl ether	ND		ug/l	2.5	0.70	1
trans-1,4-Dichloro-2-butene	ND		ug/l	2.5	0.70	1

Surrogate	% Recovery	Qualifier	Acceptance Criteria
1,2-Dichloroethane-d4	105		70-130
Toluene-d8	110		70-130
4-Bromofluorobenzene	102		70-130
Dibromofluoromethane	95		70-130

Project Name: FORMER COMMANDER OIL TERMINAL **Lab Number:** L1911936

Project Number: 28071.03 **Report Date:** 04/02/19

SAMPLE RESULTS

Lab ID: L1911936-14
Client ID: MW-21
Sample Location: ONE COMMANDER SQUARE, OYSTER BAY, NY

Date Collected: 03/25/19 12:05
Date Received: 03/26/19
Field Prep: Not Specified

Sample Depth:
Matrix: Water
Analytical Method: 1,8260C
Analytical Date: 03/31/19 16:53
Analyst: PD

Parameter	Result	Qualifier	Units	RL	MDL	Dilution Factor
Volatile Organics by GC/MS - Westborough Lab						
Methylene chloride	ND		ug/l	2.5	0.70	1
1,1-Dichloroethane	ND		ug/l	2.5	0.70	1
Chloroform	ND		ug/l	2.5	0.70	1
Carbon tetrachloride	ND		ug/l	0.50	0.13	1
1,2-Dichloropropane	ND		ug/l	1.0	0.14	1
Dibromochloromethane	ND		ug/l	0.50	0.15	1
1,1,2-Trichloroethane	ND		ug/l	1.5	0.50	1
Tetrachloroethene	ND		ug/l	0.50	0.18	1
Chlorobenzene	ND		ug/l	2.5	0.70	1
Trichlorofluoromethane	ND		ug/l	2.5	0.70	1
1,2-Dichloroethane	ND		ug/l	0.50	0.13	1
1,1,1-Trichloroethane	ND		ug/l	2.5	0.70	1
Bromodichloromethane	ND		ug/l	0.50	0.19	1
trans-1,3-Dichloropropene	ND		ug/l	0.50	0.16	1
cis-1,3-Dichloropropene	ND		ug/l	0.50	0.14	1
1,3-Dichloropropene, Total	ND		ug/l	0.50	0.14	1
1,1-Dichloropropene	ND		ug/l	2.5	0.70	1
Bromoform	ND		ug/l	2.0	0.65	1
1,1,2,2-Tetrachloroethane	ND		ug/l	0.50	0.17	1
Benzene	2.3		ug/l	0.50	0.16	1
Toluene	ND		ug/l	2.5	0.70	1
Ethylbenzene	ND		ug/l	2.5	0.70	1
Chloromethane	ND		ug/l	2.5	0.70	1
Bromomethane	ND		ug/l	2.5	0.70	1
Vinyl chloride	35		ug/l	1.0	0.07	1
Chloroethane	ND		ug/l	2.5	0.70	1
1,1-Dichloroethene	ND		ug/l	0.50	0.17	1
trans-1,2-Dichloroethene	ND		ug/l	2.5	0.70	1

Project Name: FORMER COMMANDER OIL TERMINAL **Lab Number:** L1911936

Project Number: 28071.03 **Report Date:** 04/02/19

SAMPLE RESULTS

Lab ID: L1911936-14 Date Collected: 03/25/19 12:05

Client ID: MW-21 Date Received: 03/26/19

Sample Location: ONE COMMANDER SQUARE, OYSTER BAY, NY Field Prep: Not Specified

Sample Depth:

Parameter	Result	Qualifier	Units	RL	MDL	Dilution Factor
Volatile Organics by GC/MS - Westborough Lab						
Trichloroethene	9.8		ug/l	0.50	0.18	1
1,2-Dichlorobenzene	ND		ug/l	2.5	0.70	1
1,3-Dichlorobenzene	ND		ug/l	2.5	0.70	1
1,4-Dichlorobenzene	ND		ug/l	2.5	0.70	1
Methyl tert butyl ether	5.8		ug/l	2.5	0.70	1
p/m-Xylene	ND		ug/l	2.5	0.70	1
o-Xylene	0.72	J	ug/l	2.5	0.70	1
Xylenes, Total	0.72	J	ug/l	2.5	0.70	1
cis-1,2-Dichloroethene	10		ug/l	2.5	0.70	1
1,2-Dichloroethene, Total	10		ug/l	2.5	0.70	1
Dibromomethane	ND		ug/l	5.0	1.0	1
1,2,3-Trichloropropane	ND		ug/l	2.5	0.70	1
Acrylonitrile	ND		ug/l	5.0	1.5	1
Styrene	ND		ug/l	2.5	0.70	1
Dichlorodifluoromethane	ND		ug/l	5.0	1.0	1
Acetone	3.4	J	ug/l	5.0	1.5	1
Carbon disulfide	ND		ug/l	5.0	1.0	1
2-Butanone	ND		ug/l	5.0	1.9	1
Vinyl acetate	ND		ug/l	5.0	1.0	1
4-Methyl-2-pentanone	ND		ug/l	5.0	1.0	1
2-Hexanone	ND		ug/l	5.0	1.0	1
Bromochloromethane	ND		ug/l	2.5	0.70	1
2,2-Dichloropropane	ND		ug/l	2.5	0.70	1
1,2-Dibromoethane	ND		ug/l	2.0	0.65	1
1,3-Dichloropropane	ND		ug/l	2.5	0.70	1
1,1,1,2-Tetrachloroethane	ND		ug/l	2.5	0.70	1
Bromobenzene	ND		ug/l	2.5	0.70	1
n-Butylbenzene	ND		ug/l	2.5	0.70	1
sec-Butylbenzene	ND		ug/l	2.5	0.70	1
tert-Butylbenzene	ND		ug/l	2.5	0.70	1
o-Chlorotoluene	ND		ug/l	2.5	0.70	1
p-Chlorotoluene	ND		ug/l	2.5	0.70	1
1,2-Dibromo-3-chloropropane	ND		ug/l	2.5	0.70	1
Hexachlorobutadiene	ND		ug/l	2.5	0.70	1
Isopropylbenzene	ND		ug/l	2.5	0.70	1
p-Isopropyltoluene	ND		ug/l	2.5	0.70	1
Naphthalene	ND		ug/l	2.5	0.70	1

Project Name: FORMER COMMANDER OIL TERMINAL **Lab Number:** L1911936

Project Number: 28071.03 **Report Date:** 04/02/19

SAMPLE RESULTS

Lab ID: L1911936-14 Date Collected: 03/25/19 12:05

Client ID: MW-21 Date Received: 03/26/19

Sample Location: ONE COMMANDER SQUARE, OYSTER BAY, NY Field Prep: Not Specified

Sample Depth:

Parameter	Result	Qualifier	Units	RL	MDL	Dilution Factor
Volatile Organics by GC/MS - Westborough Lab						
n-Propylbenzene	ND		ug/l	2.5	0.70	1
1,2,3-Trichlorobenzene	ND		ug/l	2.5	0.70	1
1,2,4-Trichlorobenzene	ND		ug/l	2.5	0.70	1
1,3,5-Trimethylbenzene	ND		ug/l	2.5	0.70	1
1,2,4-Trimethylbenzene	ND		ug/l	2.5	0.70	1
1,4-Dioxane	ND		ug/l	250	61.	1
p-Diethylbenzene	ND		ug/l	2.0	0.70	1
p-Ethyltoluene	ND		ug/l	2.0	0.70	1
1,2,4,5-Tetramethylbenzene	ND		ug/l	2.0	0.54	1
Ethyl ether	ND		ug/l	2.5	0.70	1
trans-1,4-Dichloro-2-butene	ND		ug/l	2.5	0.70	1

Surrogate	% Recovery	Qualifier	Acceptance Criteria
1,2-Dichloroethane-d4	108		70-130
Toluene-d8	105		70-130
4-Bromofluorobenzene	100		70-130
Dibromofluoromethane	99		70-130

Project Name: FORMER COMMANDER OIL TERMINAL **Lab Number:** L1911936

Project Number: 28071.03 **Report Date:** 04/02/19

SAMPLE RESULTS

Lab ID: L1911936-15
Client ID: MW-4
Sample Location: ONE COMMANDER SQUARE, OYSTER BAY, NY

Date Collected: 03/25/19 09:20
Date Received: 03/26/19
Field Prep: Not Specified

Sample Depth:
Matrix: Water
Analytical Method: 1,8260C
Analytical Date: 03/31/19 17:21
Analyst: PD

Parameter	Result	Qualifier	Units	RL	MDL	Dilution Factor
Volatile Organics by GC/MS - Westborough Lab						
Methylene chloride	ND		ug/l	2.5	0.70	1
1,1-Dichloroethane	ND		ug/l	2.5	0.70	1
Chloroform	ND		ug/l	2.5	0.70	1
Carbon tetrachloride	ND		ug/l	0.50	0.13	1
1,2-Dichloropropane	ND		ug/l	1.0	0.14	1
Dibromochloromethane	ND		ug/l	0.50	0.15	1
1,1,2-Trichloroethane	ND		ug/l	1.5	0.50	1
Tetrachloroethene	ND		ug/l	0.50	0.18	1
Chlorobenzene	ND		ug/l	2.5	0.70	1
Trichlorofluoromethane	ND		ug/l	2.5	0.70	1
1,2-Dichloroethane	ND		ug/l	0.50	0.13	1
1,1,1-Trichloroethane	ND		ug/l	2.5	0.70	1
Bromodichloromethane	ND		ug/l	0.50	0.19	1
trans-1,3-Dichloropropene	ND		ug/l	0.50	0.16	1
cis-1,3-Dichloropropene	ND		ug/l	0.50	0.14	1
1,3-Dichloropropene, Total	ND		ug/l	0.50	0.14	1
1,1-Dichloropropene	ND		ug/l	2.5	0.70	1
Bromoform	ND		ug/l	2.0	0.65	1
1,1,2,2-Tetrachloroethane	ND		ug/l	0.50	0.17	1
Benzene	ND		ug/l	0.50	0.16	1
Toluene	ND		ug/l	2.5	0.70	1
Ethylbenzene	ND		ug/l	2.5	0.70	1
Chloromethane	ND		ug/l	2.5	0.70	1
Bromomethane	ND		ug/l	2.5	0.70	1
Vinyl chloride	ND		ug/l	1.0	0.07	1
Chloroethane	ND		ug/l	2.5	0.70	1
1,1-Dichloroethene	ND		ug/l	0.50	0.17	1
trans-1,2-Dichloroethene	ND		ug/l	2.5	0.70	1

Project Name: FORMER COMMANDER OIL TERMINAL **Lab Number:** L1911936

Project Number: 28071.03 **Report Date:** 04/02/19

SAMPLE RESULTS

Lab ID: L1911936-15 Date Collected: 03/25/19 09:20

Client ID: MW-4 Date Received: 03/26/19

Sample Location: ONE COMMANDER SQUARE, OYSTER BAY, NY Field Prep: Not Specified

Sample Depth:

Parameter	Result	Qualifier	Units	RL	MDL	Dilution Factor
Volatile Organics by GC/MS - Westborough Lab						
Trichloroethene	ND		ug/l	0.50	0.18	1
1,2-Dichlorobenzene	ND		ug/l	2.5	0.70	1
1,3-Dichlorobenzene	ND		ug/l	2.5	0.70	1
1,4-Dichlorobenzene	ND		ug/l	2.5	0.70	1
Methyl tert butyl ether	ND		ug/l	2.5	0.70	1
p/m-Xylene	ND		ug/l	2.5	0.70	1
o-Xylene	ND		ug/l	2.5	0.70	1
Xylenes, Total	ND		ug/l	2.5	0.70	1
cis-1,2-Dichloroethene	ND		ug/l	2.5	0.70	1
1,2-Dichloroethene, Total	ND		ug/l	2.5	0.70	1
Dibromomethane	ND		ug/l	5.0	1.0	1
1,2,3-Trichloropropane	ND		ug/l	2.5	0.70	1
Acrylonitrile	ND		ug/l	5.0	1.5	1
Styrene	ND		ug/l	2.5	0.70	1
Dichlorodifluoromethane	ND		ug/l	5.0	1.0	1
Acetone	ND		ug/l	5.0	1.5	1
Carbon disulfide	ND		ug/l	5.0	1.0	1
2-Butanone	ND		ug/l	5.0	1.9	1
Vinyl acetate	ND		ug/l	5.0	1.0	1
4-Methyl-2-pentanone	ND		ug/l	5.0	1.0	1
2-Hexanone	ND		ug/l	5.0	1.0	1
Bromochloromethane	ND		ug/l	2.5	0.70	1
2,2-Dichloropropane	ND		ug/l	2.5	0.70	1
1,2-Dibromoethane	ND		ug/l	2.0	0.65	1
1,3-Dichloropropane	ND		ug/l	2.5	0.70	1
1,1,1,2-Tetrachloroethane	ND		ug/l	2.5	0.70	1
Bromobenzene	ND		ug/l	2.5	0.70	1
n-Butylbenzene	ND		ug/l	2.5	0.70	1
sec-Butylbenzene	ND		ug/l	2.5	0.70	1
tert-Butylbenzene	ND		ug/l	2.5	0.70	1
o-Chlorotoluene	ND		ug/l	2.5	0.70	1
p-Chlorotoluene	ND		ug/l	2.5	0.70	1
1,2-Dibromo-3-chloropropane	ND		ug/l	2.5	0.70	1
Hexachlorobutadiene	ND		ug/l	2.5	0.70	1
Isopropylbenzene	ND		ug/l	2.5	0.70	1
p-Isopropyltoluene	ND		ug/l	2.5	0.70	1
Naphthalene	ND		ug/l	2.5	0.70	1

Project Name: FORMER COMMANDER OIL TERMINAL **Lab Number:** L1911936

Project Number: 28071.03 **Report Date:** 04/02/19

SAMPLE RESULTS

Lab ID: L1911936-15 Date Collected: 03/25/19 09:20

Client ID: MW-4 Date Received: 03/26/19

Sample Location: ONE COMMANDER SQUARE, OYSTER BAY, NY Field Prep: Not Specified

Sample Depth:

Parameter	Result	Qualifier	Units	RL	MDL	Dilution Factor
Volatile Organics by GC/MS - Westborough Lab						
n-Propylbenzene	ND		ug/l	2.5	0.70	1
1,2,3-Trichlorobenzene	ND		ug/l	2.5	0.70	1
1,2,4-Trichlorobenzene	ND		ug/l	2.5	0.70	1
1,3,5-Trimethylbenzene	ND		ug/l	2.5	0.70	1
1,2,4-Trimethylbenzene	ND		ug/l	2.5	0.70	1
1,4-Dioxane	ND		ug/l	250	61.	1
p-Diethylbenzene	ND		ug/l	2.0	0.70	1
p-Ethyltoluene	ND		ug/l	2.0	0.70	1
1,2,4,5-Tetramethylbenzene	5.1		ug/l	2.0	0.54	1
Ethyl ether	ND		ug/l	2.5	0.70	1
trans-1,4-Dichloro-2-butene	ND		ug/l	2.5	0.70	1

Surrogate	% Recovery	Qualifier	Acceptance Criteria
1,2-Dichloroethane-d4	100		70-130
Toluene-d8	106		70-130
4-Bromofluorobenzene	100		70-130
Dibromofluoromethane	103		70-130

Project Name: FORMER COMMANDER OIL TERMINAL **Lab Number:** L1911936

Project Number: 28071.03 **Report Date:** 04/02/19

Method Blank Analysis
Batch Quality Control

Analytical Method: 1,8260C
Analytical Date: 03/31/19 09:25
Analyst: PD

Parameter	Result	Qualifier	Units	RL	MDL
Volatile Organics by GC/MS - Westborough Lab for sample(s): 09-11,13-15 Batch: WG1221760-5					
Methylene chloride	ND		ug/l	2.5	0.70
1,1-Dichloroethane	ND		ug/l	2.5	0.70
Chloroform	ND		ug/l	2.5	0.70
Carbon tetrachloride	ND		ug/l	0.50	0.13
1,2-Dichloropropane	ND		ug/l	1.0	0.14
Dibromochloromethane	ND		ug/l	0.50	0.15
1,1,2-Trichloroethane	ND		ug/l	1.5	0.50
Tetrachloroethene	ND		ug/l	0.50	0.18
Chlorobenzene	ND		ug/l	2.5	0.70
Trichlorofluoromethane	ND		ug/l	2.5	0.70
1,2-Dichloroethane	ND		ug/l	0.50	0.13
1,1,1-Trichloroethane	ND		ug/l	2.5	0.70
Bromodichloromethane	ND		ug/l	0.50	0.19
trans-1,3-Dichloropropene	ND		ug/l	0.50	0.16
cis-1,3-Dichloropropene	ND		ug/l	0.50	0.14
1,3-Dichloropropene, Total	ND		ug/l	0.50	0.14
1,1-Dichloropropene	ND		ug/l	2.5	0.70
Bromoform	ND		ug/l	2.0	0.65
1,1,2,2-Tetrachloroethane	ND		ug/l	0.50	0.17
Benzene	ND		ug/l	0.50	0.16
Toluene	ND		ug/l	2.5	0.70
Ethylbenzene	ND		ug/l	2.5	0.70
Chloromethane	ND		ug/l	2.5	0.70
Bromomethane	ND		ug/l	2.5	0.70
Vinyl chloride	ND		ug/l	1.0	0.07
Chloroethane	ND		ug/l	2.5	0.70
1,1-Dichloroethene	ND		ug/l	0.50	0.17
trans-1,2-Dichloroethene	ND		ug/l	2.5	0.70
Trichloroethene	ND		ug/l	0.50	0.18

Project Name: FORMER COMMANDER OIL TERMINAL **Lab Number:** L1911936

Project Number: 28071.03 **Report Date:** 04/02/19

Method Blank Analysis
Batch Quality Control

Analytical Method: 1,8260C
Analytical Date: 03/31/19 09:25
Analyst: PD

Parameter	Result	Qualifier	Units	RL	MDL
Volatile Organics by GC/MS - Westborough Lab for sample(s): 09-11,13-15 Batch: WG1221760-5					
1,2-Dichlorobenzene	ND		ug/l	2.5	0.70
1,3-Dichlorobenzene	ND		ug/l	2.5	0.70
1,4-Dichlorobenzene	ND		ug/l	2.5	0.70
Methyl tert butyl ether	ND		ug/l	2.5	0.70
p/m-Xylene	ND		ug/l	2.5	0.70
o-Xylene	ND		ug/l	2.5	0.70
Xylenes, Total	ND		ug/l	2.5	0.70
cis-1,2-Dichloroethene	ND		ug/l	2.5	0.70
1,2-Dichloroethene, Total	ND		ug/l	2.5	0.70
Dibromomethane	ND		ug/l	5.0	1.0
1,2,3-Trichloropropane	ND		ug/l	2.5	0.70
Acrylonitrile	ND		ug/l	5.0	1.5
Styrene	ND		ug/l	2.5	0.70
Dichlorodifluoromethane	ND		ug/l	5.0	1.0
Acetone	ND		ug/l	5.0	1.5
Carbon disulfide	ND		ug/l	5.0	1.0
2-Butanone	ND		ug/l	5.0	1.9
Vinyl acetate	ND		ug/l	5.0	1.0
4-Methyl-2-pentanone	ND		ug/l	5.0	1.0
2-Hexanone	ND		ug/l	5.0	1.0
Bromochloromethane	ND		ug/l	2.5	0.70
2,2-Dichloropropane	ND		ug/l	2.5	0.70
1,2-Dibromoethane	ND		ug/l	2.0	0.65
1,3-Dichloropropane	ND		ug/l	2.5	0.70
1,1,1,2-Tetrachloroethane	ND		ug/l	2.5	0.70
Bromobenzene	ND		ug/l	2.5	0.70
n-Butylbenzene	ND		ug/l	2.5	0.70
sec-Butylbenzene	ND		ug/l	2.5	0.70
tert-Butylbenzene	ND		ug/l	2.5	0.70

Project Name: FORMER COMMANDER OIL TERMINAL **Lab Number:** L1911936

Project Number: 28071.03 **Report Date:** 04/02/19

Method Blank Analysis
Batch Quality Control

Analytical Method: 1,8260C
Analytical Date: 03/31/19 09:25
Analyst: PD

Parameter	Result	Qualifier	Units	RL	MDL
Volatile Organics by GC/MS - Westborough Lab for sample(s): 09-11,13-15 Batch: WG1221760-5					
o-Chlorotoluene	ND		ug/l	2.5	0.70
p-Chlorotoluene	ND		ug/l	2.5	0.70
1,2-Dibromo-3-chloropropane	ND		ug/l	2.5	0.70
Hexachlorobutadiene	ND		ug/l	2.5	0.70
Isopropylbenzene	ND		ug/l	2.5	0.70
p-Isopropyltoluene	ND		ug/l	2.5	0.70
Naphthalene	ND		ug/l	2.5	0.70
n-Propylbenzene	ND		ug/l	2.5	0.70
1,2,3-Trichlorobenzene	ND		ug/l	2.5	0.70
1,2,4-Trichlorobenzene	ND		ug/l	2.5	0.70
1,3,5-Trimethylbenzene	ND		ug/l	2.5	0.70
1,2,4-Trimethylbenzene	ND		ug/l	2.5	0.70
1,4-Dioxane	ND		ug/l	250	61.
p-Diethylbenzene	ND		ug/l	2.0	0.70
p-Ethyltoluene	ND		ug/l	2.0	0.70
1,2,4,5-Tetramethylbenzene	ND		ug/l	2.0	0.54
Ethyl ether	ND		ug/l	2.5	0.70
trans-1,4-Dichloro-2-butene	ND		ug/l	2.5	0.70

Surrogate	%Recovery	Qualifier	Acceptance Criteria
1,2-Dichloroethane-d4	97		70-130
Toluene-d8	107		70-130
4-Bromofluorobenzene	102		70-130
Dibromofluoromethane	101		70-130

Project Name: FORMER COMMANDER OIL TERMINAL **Lab Number:** L1911936

Project Number: 28071.03 **Report Date:** 04/02/19

Method Blank Analysis
Batch Quality Control

Analytical Method: 1,8260C
Analytical Date: 03/30/19 12:45
Analyst: MKS

Parameter	Result	Qualifier	Units	RL	MDL
Volatile Organics by GC/MS - Westborough Lab for sample(s): 01-07 Batch: WG1221805-5					
Methylene chloride	ND		ug/l	2.5	0.70
1,1-Dichloroethane	ND		ug/l	2.5	0.70
Chloroform	ND		ug/l	2.5	0.70
Carbon tetrachloride	ND		ug/l	0.50	0.13
1,2-Dichloropropane	ND		ug/l	1.0	0.14
Dibromochloromethane	ND		ug/l	0.50	0.15
1,1,2-Trichloroethane	ND		ug/l	1.5	0.50
Tetrachloroethene	ND		ug/l	0.50	0.18
Chlorobenzene	ND		ug/l	2.5	0.70
Trichlorofluoromethane	ND		ug/l	2.5	0.70
1,2-Dichloroethane	ND		ug/l	0.50	0.13
1,1,1-Trichloroethane	ND		ug/l	2.5	0.70
Bromodichloromethane	ND		ug/l	0.50	0.19
trans-1,3-Dichloropropene	ND		ug/l	0.50	0.16
cis-1,3-Dichloropropene	ND		ug/l	0.50	0.14
1,3-Dichloropropene, Total	ND		ug/l	0.50	0.14
1,1-Dichloropropene	ND		ug/l	2.5	0.70
Bromoform	ND		ug/l	2.0	0.65
1,1,2,2-Tetrachloroethane	ND		ug/l	0.50	0.17
Benzene	ND		ug/l	0.50	0.16
Toluene	ND		ug/l	2.5	0.70
Ethylbenzene	ND		ug/l	2.5	0.70
Chloromethane	ND		ug/l	2.5	0.70
Bromomethane	ND		ug/l	2.5	0.70
Vinyl chloride	ND		ug/l	1.0	0.07
Chloroethane	ND		ug/l	2.5	0.70
1,1-Dichloroethene	ND		ug/l	0.50	0.17
trans-1,2-Dichloroethene	ND		ug/l	2.5	0.70
Trichloroethene	ND		ug/l	0.50	0.18

Project Name: FORMER COMMANDER OIL TERMINAL **Lab Number:** L1911936

Project Number: 28071.03 **Report Date:** 04/02/19

Method Blank Analysis
Batch Quality Control

Analytical Method: 1,8260C
Analytical Date: 03/30/19 12:45
Analyst: MKS

Parameter	Result	Qualifier	Units	RL	MDL
Volatile Organics by GC/MS - Westborough Lab for sample(s): 01-07 Batch: WG1221805-5					
1,2-Dichlorobenzene	ND		ug/l	2.5	0.70
1,3-Dichlorobenzene	ND		ug/l	2.5	0.70
1,4-Dichlorobenzene	ND		ug/l	2.5	0.70
Methyl tert butyl ether	ND		ug/l	2.5	0.70
p/m-Xylene	ND		ug/l	2.5	0.70
o-Xylene	ND		ug/l	2.5	0.70
Xylenes, Total	ND		ug/l	2.5	0.70
cis-1,2-Dichloroethene	ND		ug/l	2.5	0.70
1,2-Dichloroethene, Total	ND		ug/l	2.5	0.70
Dibromomethane	ND		ug/l	5.0	1.0
1,2,3-Trichloropropane	ND		ug/l	2.5	0.70
Acrylonitrile	ND		ug/l	5.0	1.5
Styrene	ND		ug/l	2.5	0.70
Dichlorodifluoromethane	ND		ug/l	5.0	1.0
Acetone	ND		ug/l	5.0	1.5
Carbon disulfide	ND		ug/l	5.0	1.0
2-Butanone	ND		ug/l	5.0	1.9
Vinyl acetate	ND		ug/l	5.0	1.0
4-Methyl-2-pentanone	ND		ug/l	5.0	1.0
2-Hexanone	ND		ug/l	5.0	1.0
Bromochloromethane	ND		ug/l	2.5	0.70
2,2-Dichloropropane	ND		ug/l	2.5	0.70
1,2-Dibromoethane	ND		ug/l	2.0	0.65
1,3-Dichloropropane	ND		ug/l	2.5	0.70
1,1,1,2-Tetrachloroethane	ND		ug/l	2.5	0.70
Bromobenzene	ND		ug/l	2.5	0.70
n-Butylbenzene	ND		ug/l	2.5	0.70
sec-Butylbenzene	ND		ug/l	2.5	0.70
tert-Butylbenzene	ND		ug/l	2.5	0.70

Project Name: FORMER COMMANDER OIL TERMINAL **Lab Number:** L1911936

Project Number: 28071.03 **Report Date:** 04/02/19

Method Blank Analysis
Batch Quality Control

Analytical Method: 1,8260C
Analytical Date: 03/30/19 12:45
Analyst: MKS

Parameter	Result	Qualifier	Units	RL	MDL
Volatile Organics by GC/MS - Westborough Lab for sample(s): 01-07 Batch: WG1221805-5					
o-Chlorotoluene	ND		ug/l	2.5	0.70
p-Chlorotoluene	ND		ug/l	2.5	0.70
1,2-Dibromo-3-chloropropane	ND		ug/l	2.5	0.70
Hexachlorobutadiene	ND		ug/l	2.5	0.70
Isopropylbenzene	ND		ug/l	2.5	0.70
p-Isopropyltoluene	ND		ug/l	2.5	0.70
Naphthalene	ND		ug/l	2.5	0.70
n-Propylbenzene	ND		ug/l	2.5	0.70
1,2,3-Trichlorobenzene	ND		ug/l	2.5	0.70
1,2,4-Trichlorobenzene	ND		ug/l	2.5	0.70
1,3,5-Trimethylbenzene	ND		ug/l	2.5	0.70
1,2,4-Trimethylbenzene	ND		ug/l	2.5	0.70
1,4-Dioxane	ND		ug/l	250	61.
p-Diethylbenzene	ND		ug/l	2.0	0.70
p-Ethyltoluene	ND		ug/l	2.0	0.70
1,2,4,5-Tetramethylbenzene	ND		ug/l	2.0	0.54
Ethyl ether	ND		ug/l	2.5	0.70
trans-1,4-Dichloro-2-butene	ND		ug/l	2.5	0.70

Surrogate	%Recovery	Qualifier	Acceptance Criteria
1,2-Dichloroethane-d4	98		70-130
Toluene-d8	104		70-130
4-Bromofluorobenzene	99		70-130
Dibromofluoromethane	98		70-130

Project Name: FORMER COMMANDER OIL TERMINAL **Lab Number:** L1911936

Project Number: 28071.03 **Report Date:** 04/02/19

Method Blank Analysis
Batch Quality Control

Analytical Method: 1,8260C
Analytical Date: 04/01/19 11:40
Analyst: KJD

Parameter	Result	Qualifier	Units	RL	MDL
Volatile Organics by GC/MS - Westborough Lab for sample(s): 12 Batch: WG1221893-5					
Methylene chloride	ND		ug/l	2.5	0.70
1,1-Dichloroethane	ND		ug/l	2.5	0.70
Chloroform	ND		ug/l	2.5	0.70
Carbon tetrachloride	ND		ug/l	0.50	0.13
1,2-Dichloropropane	ND		ug/l	1.0	0.14
Dibromochloromethane	ND		ug/l	0.50	0.15
1,1,2-Trichloroethane	ND		ug/l	1.5	0.50
Tetrachloroethene	ND		ug/l	0.50	0.18
Chlorobenzene	ND		ug/l	2.5	0.70
Trichlorofluoromethane	ND		ug/l	2.5	0.70
1,2-Dichloroethane	ND		ug/l	0.50	0.13
1,1,1-Trichloroethane	ND		ug/l	2.5	0.70
Bromodichloromethane	ND		ug/l	0.50	0.19
trans-1,3-Dichloropropene	ND		ug/l	0.50	0.16
cis-1,3-Dichloropropene	ND		ug/l	0.50	0.14
1,3-Dichloropropene, Total	ND		ug/l	0.50	0.14
1,1-Dichloropropene	ND		ug/l	2.5	0.70
Bromoform	ND		ug/l	2.0	0.65
1,1,2,2-Tetrachloroethane	ND		ug/l	0.50	0.17
Benzene	ND		ug/l	0.50	0.16
Toluene	ND		ug/l	2.5	0.70
Ethylbenzene	ND		ug/l	2.5	0.70
Chloromethane	ND		ug/l	2.5	0.70
Bromomethane	ND		ug/l	2.5	0.70
Vinyl chloride	ND		ug/l	1.0	0.07
Chloroethane	ND		ug/l	2.5	0.70
1,1-Dichloroethene	ND		ug/l	0.50	0.17
trans-1,2-Dichloroethene	ND		ug/l	2.5	0.70
Trichloroethene	ND		ug/l	0.50	0.18

Project Name: FORMER COMMANDER OIL TERMINAL **Lab Number:** L1911936

Project Number: 28071.03 **Report Date:** 04/02/19

Method Blank Analysis
Batch Quality Control

Analytical Method: 1,8260C
Analytical Date: 04/01/19 11:40
Analyst: KJD

Parameter	Result	Qualifier	Units	RL	MDL
Volatile Organics by GC/MS - Westborough Lab for sample(s): 12 Batch: WG1221893-5					
1,2-Dichlorobenzene	ND		ug/l	2.5	0.70
1,3-Dichlorobenzene	ND		ug/l	2.5	0.70
1,4-Dichlorobenzene	ND		ug/l	2.5	0.70
Methyl tert butyl ether	ND		ug/l	2.5	0.70
p/m-Xylene	ND		ug/l	2.5	0.70
o-Xylene	ND		ug/l	2.5	0.70
Xylenes, Total	ND		ug/l	2.5	0.70
cis-1,2-Dichloroethene	ND		ug/l	2.5	0.70
1,2-Dichloroethene, Total	ND		ug/l	2.5	0.70
Dibromomethane	ND		ug/l	5.0	1.0
1,2,3-Trichloropropane	ND		ug/l	2.5	0.70
Acrylonitrile	ND		ug/l	5.0	1.5
Styrene	ND		ug/l	2.5	0.70
Dichlorodifluoromethane	ND		ug/l	5.0	1.0
Acetone	ND		ug/l	5.0	1.5
Carbon disulfide	ND		ug/l	5.0	1.0
2-Butanone	ND		ug/l	5.0	1.9
Vinyl acetate	ND		ug/l	5.0	1.0
4-Methyl-2-pentanone	ND		ug/l	5.0	1.0
2-Hexanone	ND		ug/l	5.0	1.0
Bromochloromethane	ND		ug/l	2.5	0.70
2,2-Dichloropropane	ND		ug/l	2.5	0.70
1,2-Dibromoethane	ND		ug/l	2.0	0.65
1,3-Dichloropropane	ND		ug/l	2.5	0.70
1,1,1,2-Tetrachloroethane	ND		ug/l	2.5	0.70
Bromobenzene	ND		ug/l	2.5	0.70
n-Butylbenzene	ND		ug/l	2.5	0.70
sec-Butylbenzene	ND		ug/l	2.5	0.70
tert-Butylbenzene	ND		ug/l	2.5	0.70

Project Name: FORMER COMMANDER OIL TERMINAL **Lab Number:** L1911936

Project Number: 28071.03 **Report Date:** 04/02/19

Method Blank Analysis
Batch Quality Control

Analytical Method: 1,8260C
Analytical Date: 04/01/19 11:40
Analyst: KJD

Parameter	Result	Qualifier	Units	RL	MDL
Volatile Organics by GC/MS - Westborough Lab for sample(s): 12 Batch: WG1221893-5					
o-Chlorotoluene	ND		ug/l	2.5	0.70
p-Chlorotoluene	ND		ug/l	2.5	0.70
1,2-Dibromo-3-chloropropane	ND		ug/l	2.5	0.70
Hexachlorobutadiene	ND		ug/l	2.5	0.70
Isopropylbenzene	ND		ug/l	2.5	0.70
p-Isopropyltoluene	ND		ug/l	2.5	0.70
Naphthalene	ND		ug/l	2.5	0.70
n-Propylbenzene	ND		ug/l	2.5	0.70
1,2,3-Trichlorobenzene	ND		ug/l	2.5	0.70
1,2,4-Trichlorobenzene	ND		ug/l	2.5	0.70
1,3,5-Trimethylbenzene	ND		ug/l	2.5	0.70
1,2,4-Trimethylbenzene	ND		ug/l	2.5	0.70
1,4-Dioxane	ND		ug/l	250	61.
p-Diethylbenzene	ND		ug/l	2.0	0.70
p-Ethyltoluene	ND		ug/l	2.0	0.70
1,2,4,5-Tetramethylbenzene	ND		ug/l	2.0	0.54
Ethyl ether	ND		ug/l	2.5	0.70
trans-1,4-Dichloro-2-butene	ND		ug/l	2.5	0.70

Surrogate	%Recovery	Qualifier	Acceptance Criteria
1,2-Dichloroethane-d4	106		70-130
Toluene-d8	101		70-130
4-Bromofluorobenzene	99		70-130
Dibromofluoromethane	106		70-130

Project Name: FORMER COMMANDER OIL TERMINAL **Lab Number:** L1911936

Project Number: 28071.03 **Report Date:** 04/02/19

Method Blank Analysis
Batch Quality Control

Analytical Method: 1,8260C
Analytical Date: 04/01/19 18:12
Analyst: AD

Parameter	Result	Qualifier	Units	RL	MDL
Volatile Organics by GC/MS - Westborough Lab for sample(s): 02,04,07-08 Batch: WG1222125-5					
Methylene chloride	ND		ug/l	2.5	0.70
1,1-Dichloroethane	ND		ug/l	2.5	0.70
Chloroform	ND		ug/l	2.5	0.70
Carbon tetrachloride	ND		ug/l	0.50	0.13
1,2-Dichloropropane	ND		ug/l	1.0	0.14
Dibromochloromethane	ND		ug/l	0.50	0.15
1,1,2-Trichloroethane	ND		ug/l	1.5	0.50
Tetrachloroethene	ND		ug/l	0.50	0.18
Chlorobenzene	ND		ug/l	2.5	0.70
Trichlorofluoromethane	ND		ug/l	2.5	0.70
1,2-Dichloroethane	ND		ug/l	0.50	0.13
1,1,1-Trichloroethane	ND		ug/l	2.5	0.70
Bromodichloromethane	ND		ug/l	0.50	0.19
trans-1,3-Dichloropropene	ND		ug/l	0.50	0.16
cis-1,3-Dichloropropene	ND		ug/l	0.50	0.14
1,3-Dichloropropene, Total	ND		ug/l	0.50	0.14
1,1-Dichloropropene	ND		ug/l	2.5	0.70
Bromoform	ND		ug/l	2.0	0.65
1,1,2,2-Tetrachloroethane	ND		ug/l	0.50	0.17
Benzene	ND		ug/l	0.50	0.16
Toluene	ND		ug/l	2.5	0.70
Ethylbenzene	ND		ug/l	2.5	0.70
Chloromethane	ND		ug/l	2.5	0.70
Bromomethane	ND		ug/l	2.5	0.70
Vinyl chloride	ND		ug/l	1.0	0.07
Chloroethane	ND		ug/l	2.5	0.70
1,1-Dichloroethene	ND		ug/l	0.50	0.17
trans-1,2-Dichloroethene	ND		ug/l	2.5	0.70
Trichloroethene	ND		ug/l	0.50	0.18

Project Name: FORMER COMMANDER OIL TERMINAL **Lab Number:** L1911936

Project Number: 28071.03 **Report Date:** 04/02/19

Method Blank Analysis
Batch Quality Control

Analytical Method: 1,8260C
Analytical Date: 04/01/19 18:12
Analyst: AD

Parameter	Result	Qualifier	Units	RL	MDL
Volatile Organics by GC/MS - Westborough Lab for sample(s): 02,04,07-08 Batch: WG1222125-5					
1,2-Dichlorobenzene	ND		ug/l	2.5	0.70
1,3-Dichlorobenzene	ND		ug/l	2.5	0.70
1,4-Dichlorobenzene	ND		ug/l	2.5	0.70
Methyl tert butyl ether	ND		ug/l	2.5	0.70
p/m-Xylene	ND		ug/l	2.5	0.70
o-Xylene	ND		ug/l	2.5	0.70
Xylenes, Total	ND		ug/l	2.5	0.70
cis-1,2-Dichloroethene	ND		ug/l	2.5	0.70
1,2-Dichloroethene, Total	ND		ug/l	2.5	0.70
Dibromomethane	ND		ug/l	5.0	1.0
1,2,3-Trichloropropane	ND		ug/l	2.5	0.70
Acrylonitrile	ND		ug/l	5.0	1.5
Styrene	ND		ug/l	2.5	0.70
Dichlorodifluoromethane	ND		ug/l	5.0	1.0
Acetone	ND		ug/l	5.0	1.5
Carbon disulfide	ND		ug/l	5.0	1.0
2-Butanone	ND		ug/l	5.0	1.9
Vinyl acetate	ND		ug/l	5.0	1.0
4-Methyl-2-pentanone	ND		ug/l	5.0	1.0
2-Hexanone	ND		ug/l	5.0	1.0
Bromochloromethane	ND		ug/l	2.5	0.70
2,2-Dichloropropane	ND		ug/l	2.5	0.70
1,2-Dibromoethane	ND		ug/l	2.0	0.65
1,3-Dichloropropane	ND		ug/l	2.5	0.70
1,1,1,2-Tetrachloroethane	ND		ug/l	2.5	0.70
Bromobenzene	ND		ug/l	2.5	0.70
n-Butylbenzene	ND		ug/l	2.5	0.70
sec-Butylbenzene	ND		ug/l	2.5	0.70
tert-Butylbenzene	ND		ug/l	2.5	0.70

Project Name: FORMER COMMANDER OIL TERMINAL **Lab Number:** L1911936

Project Number: 28071.03 **Report Date:** 04/02/19

Method Blank Analysis
Batch Quality Control

Analytical Method: 1,8260C
Analytical Date: 04/01/19 18:12
Analyst: AD

Parameter	Result	Qualifier	Units	RL	MDL
Volatile Organics by GC/MS - Westborough Lab for sample(s): 02,04,07-08 Batch: WG1222125-5					
o-Chlorotoluene	ND		ug/l	2.5	0.70
p-Chlorotoluene	ND		ug/l	2.5	0.70
1,2-Dibromo-3-chloropropane	ND		ug/l	2.5	0.70
Hexachlorobutadiene	ND		ug/l	2.5	0.70
Isopropylbenzene	ND		ug/l	2.5	0.70
p-Isopropyltoluene	ND		ug/l	2.5	0.70
Naphthalene	ND		ug/l	2.5	0.70
n-Propylbenzene	ND		ug/l	2.5	0.70
1,2,3-Trichlorobenzene	ND		ug/l	2.5	0.70
1,2,4-Trichlorobenzene	ND		ug/l	2.5	0.70
1,3,5-Trimethylbenzene	ND		ug/l	2.5	0.70
1,2,4-Trimethylbenzene	ND		ug/l	2.5	0.70
1,4-Dioxane	ND		ug/l	250	61.
p-Diethylbenzene	ND		ug/l	2.0	0.70
p-Ethyltoluene	ND		ug/l	2.0	0.70
1,2,4,5-Tetramethylbenzene	ND		ug/l	2.0	0.54
Ethyl ether	ND		ug/l	2.5	0.70
trans-1,4-Dichloro-2-butene	ND		ug/l	2.5	0.70

Surrogate	%Recovery	Qualifier	Acceptance Criteria
1,2-Dichloroethane-d4	109		70-130
Toluene-d8	107		70-130
4-Bromofluorobenzene	104		70-130
Dibromofluoromethane	100		70-130

Lab Control Sample Analysis
Batch Quality Control

Project Name: FORMER COMMANDER OIL TERMINAL
Project Number: 28071.03
Lab Number: L1911936
Report Date: 04/02/19

Parameter	LCS %Recovery	Qual	LCSD %Recovery	Qual	%Recovery Limits	RPD	Qual	RPD Limits
Volatile Organics by GC/MS - Westborough Lab Associated sample(s): 09-11,13-15 Batch: WG1221760-3 WG1221760-4								
Methylene chloride	92		93		70-130	1		20
1,1-Dichloroethane	100		100		70-130	0		20
Chloroform	97		96		70-130	1		20
Carbon tetrachloride	96		92		63-132	4		20
1,2-Dichloropropane	98		98		70-130	0		20
Dibromochloromethane	100		100		63-130	0		20
1,1,2-Trichloroethane	100		100		70-130	0		20
Tetrachloroethene	94		94		70-130	0		20
Chlorobenzene	99		98		75-130	1		20
Trichlorofluoromethane	90		83		62-150	8		20
1,2-Dichloroethane	100		100		70-130	0		20
1,1,1-Trichloroethane	95		93		67-130	2		20
Bromodichloromethane	93		94		67-130	1		20
trans-1,3-Dichloropropene	100		110		70-130	10		20
cis-1,3-Dichloropropene	96		97		70-130	1		20
1,1-Dichloropropene	94		90		70-130	4		20
Bromoform	100		110		54-136	10		20
1,1,2,2-Tetrachloroethane	110		110		67-130	0		20
Benzene	100		97		70-130	3		20
Toluene	98		97		70-130	1		20
Ethylbenzene	100		100		70-130	0		20
Chloromethane	100		100		64-130	0		20
Bromomethane	95		87		39-139	9		20

Lab Control Sample Analysis
Batch Quality Control

Project Name: FORMER COMMANDER OIL TERMINAL
Project Number: 28071.03
Lab Number: L1911936
Report Date: 04/02/19

Parameter	LCS %Recovery	Qual	LCSD %Recovery	Qual	%Recovery Limits	RPD	Qual	RPD Limits
Volatile Organics by GC/MS - Westborough Lab Associated sample(s): 09-11,13-15 Batch: WG1221760-3 WG1221760-4								
Vinyl chloride	97		96		55-140	1		20
Chloroethane	90		88		55-138	2		20
1,1-Dichloroethene	95		92		61-145	3		20
trans-1,2-Dichloroethene	96		94		70-130	2		20
Trichloroethene	91		93		70-130	2		20
1,2-Dichlorobenzene	100		100		70-130	0		20
1,3-Dichlorobenzene	100		100		70-130	0		20
1,4-Dichlorobenzene	100		100		70-130	0		20
Methyl tert butyl ether	98		99		63-130	1		20
p/m-Xylene	100		100		70-130	0		20
o-Xylene	100		100		70-130	0		20
cis-1,2-Dichloroethene	93		92		70-130	1		20
Dibromomethane	92		92		70-130	0		20
1,2,3-Trichloropropane	110		110		64-130	0		20
Acrylonitrile	100		100		70-130	0		20
Styrene	100		100		70-130	0		20
Dichlorodifluoromethane	90		87		36-147	3		20
Acetone	110		110		58-148	0		20
Carbon disulfide	96		94		51-130	2		20
2-Butanone	110		110		63-138	0		20
Vinyl acetate	110		110		70-130	0		20
4-Methyl-2-pentanone	110		110		59-130	0		20
2-Hexanone	120		120		57-130	0		20

Lab Control Sample Analysis
Batch Quality Control

Project Name: FORMER COMMANDER OIL TERMINAL
Project Number: 28071.03
Lab Number: L1911936
Report Date: 04/02/19

Parameter	LCS %Recovery	Qual	LCSD %Recovery	Qual	%Recovery Limits	RPD	Qual	RPD Limits
Volatile Organics by GC/MS - Westborough Lab Associated sample(s): 09-11,13-15 Batch: WG1221760-3 WG1221760-4								
Bromochloromethane	97		94		70-130	3		20
2,2-Dichloropropane	100		100		63-133	0		20
1,2-Dibromoethane	97		99		70-130	2		20
1,3-Dichloropropane	100		100		70-130	0		20
1,1,1,2-Tetrachloroethane	100		100		64-130	0		20
Bromobenzene	96		100		70-130	4		20
n-Butylbenzene	110		110		53-136	0		20
sec-Butylbenzene	110		110		70-130	0		20
tert-Butylbenzene	100		100		70-130	0		20
o-Chlorotoluene	110		110		70-130	0		20
p-Chlorotoluene	100		100		70-130	0		20
1,2-Dibromo-3-chloropropane	100		110		41-144	10		20
Hexachlorobutadiene	94		95		63-130	1		20
Isopropylbenzene	100		100		70-130	0		20
p-Isopropyltoluene	100		110		70-130	10		20
Naphthalene	99		100		70-130	1		20
n-Propylbenzene	100		110		69-130	10		20
1,2,3-Trichlorobenzene	99		100		70-130	1		20
1,2,4-Trichlorobenzene	96		99		70-130	3		20
1,3,5-Trimethylbenzene	100		110		64-130	10		20
1,2,4-Trimethylbenzene	100		110		70-130	10		20
1,4-Dioxane	70		78		56-162	11		20
p-Diethylbenzene	100		110		70-130	10		20

Lab Control Sample Analysis
Batch Quality Control

Project Name: FORMER COMMANDER OIL TERMINAL
Project Number: 28071.03
Lab Number: L1911936
Report Date: 04/02/19

Parameter	LCS %Recovery	Qual	LCSD %Recovery	Qual	%Recovery Limits	RPD	Qual	RPD Limits
Volatile Organics by GC/MS - Westborough Lab Associated sample(s): 09-11,13-15 Batch: WG1221760-3 WG1221760-4								
p-Ethyltoluene	100		100		70-130	0		20
1,2,4,5-Tetramethylbenzene	100		110		70-130	10		20
Ethyl ether	96		96		59-134	0		20
trans-1,4-Dichloro-2-butene	130		130		70-130	0		20

Surrogate	LCS %Recovery	Qual	LCSD %Recovery	Qual	Acceptance Criteria
1,2-Dichloroethane-d4	113		113		70-130
Toluene-d8	106		105		70-130
4-Bromofluorobenzene	101		102		70-130
Dibromofluoromethane	102		100		70-130

Lab Control Sample Analysis
Batch Quality Control

Project Name: FORMER COMMANDER OIL TERMINAL
Project Number: 28071.03
Lab Number: L1911936
Report Date: 04/02/19

Parameter	LCS %Recovery	Qual	LCSD %Recovery	Qual	%Recovery Limits	RPD	Qual	RPD Limits
Volatile Organics by GC/MS - Westborough Lab Associated sample(s): 01-07 Batch: WG1221805-3 WG1221805-4								
Methylene chloride	100		98		70-130	2		20
1,1-Dichloroethane	98		99		70-130	1		20
Chloroform	100		100		70-130	0		20
Carbon tetrachloride	100		100		63-132	0		20
1,2-Dichloropropane	96		98		70-130	2		20
Dibromochloromethane	92		93		63-130	1		20
1,1,2-Trichloroethane	100		110		70-130	10		20
Tetrachloroethene	100		100		70-130	0		20
Chlorobenzene	100		100		75-130	0		20
Trichlorofluoromethane	99		97		62-150	2		20
1,2-Dichloroethane	97		100		70-130	3		20
1,1,1-Trichloroethane	100		100		67-130	0		20
Bromodichloromethane	99		100		67-130	1		20
trans-1,3-Dichloropropene	94		96		70-130	2		20
cis-1,3-Dichloropropene	94		94		70-130	0		20
1,1-Dichloropropene	95		96		70-130	1		20
Bromoform	97		100		54-136	3		20
1,1,2,2-Tetrachloroethane	100		110		67-130	10		20
Benzene	98		97		70-130	1		20
Toluene	100		100		70-130	0		20
Ethylbenzene	100		100		70-130	0		20
Chloromethane	80		81		64-130	1		20
Bromomethane	81		78		39-139	4		20

Lab Control Sample Analysis
Batch Quality Control

Project Name: FORMER COMMANDER OIL TERMINAL
Project Number: 28071.03
Lab Number: L1911936
Report Date: 04/02/19

Parameter	LCS %Recovery	Qual	LCSD %Recovery	Qual	%Recovery Limits	RPD	Qual	RPD Limits
Volatile Organics by GC/MS - Westborough Lab Associated sample(s): 01-07 Batch: WG1221805-3 WG1221805-4								
Vinyl chloride	95		93		55-140	2		20
Chloroethane	99		95		55-138	4		20
1,1-Dichloroethene	98		97		61-145	1		20
trans-1,2-Dichloroethene	99		98		70-130	1		20
Trichloroethene	96		94		70-130	2		20
1,2-Dichlorobenzene	100		100		70-130	0		20
1,3-Dichlorobenzene	100		100		70-130	0		20
1,4-Dichlorobenzene	100		100		70-130	0		20
Methyl tert butyl ether	95		100		63-130	5		20
p/m-Xylene	100		100		70-130	0		20
o-Xylene	100		100		70-130	0		20
cis-1,2-Dichloroethene	97		96		70-130	1		20
Dibromomethane	98		100		70-130	2		20
1,2,3-Trichloropropane	100		110		64-130	10		20
Acrylonitrile	98		110		70-130	12		20
Styrene	100		105		70-130	5		20
Dichlorodifluoromethane	87		87		36-147	0		20
Acetone	**160**	Q	100		58-148	**46**	Q	20
Carbon disulfide	110		97		51-130	13		20
2-Butanone	100		98		63-138	2		20
Vinyl acetate	98		100		70-130	2		20
4-Methyl-2-pentanone	81		90		59-130	11		20
2-Hexanone	81		88		57-130	8		20

Lab Control Sample Analysis
Batch Quality Control

Project Name: FORMER COMMANDER OIL TERMINAL
Project Number: 28071.03
Lab Number: L1911936
Report Date: 04/02/19

Parameter	LCS %Recovery	Qual	LCSD %Recovery	Qual	%Recovery Limits	RPD	Qual	RPD Limits
Volatile Organics by GC/MS - Westborough Lab Associated sample(s): 01-07 Batch: WG1221805-3 WG1221805-4								
Bromochloromethane	100		100		70-130	0		20
2,2-Dichloropropane	110		110		63-133	0		20
1,2-Dibromoethane	100		100		70-130	0		20
1,3-Dichloropropane	99		100		70-130	1		20
1,1,1,2-Tetrachloroethane	100		100		64-130	0		20
Bromobenzene	99		98		70-130	1		20
n-Butylbenzene	100		100		53-136	0		20
sec-Butylbenzene	100		100		70-130	0		20
tert-Butylbenzene	99		100		70-130	1		20
o-Chlorotoluene	100		99		70-130	1		20
p-Chlorotoluene	100		100		70-130	0		20
1,2-Dibromo-3-chloropropane	91		100		41-144	9		20
Hexachlorobutadiene	100		97		63-130	3		20
Isopropylbenzene	99		99		70-130	0		20
p-Isopropyltoluene	100		100		70-130	0		20
Naphthalene	85		91		70-130	7		20
n-Propylbenzene	100		100		69-130	0		20
1,2,3-Trichlorobenzene	89		93		70-130	4		20
1,2,4-Trichlorobenzene	90		93		70-130	3		20
1,3,5-Trimethylbenzene	100		100		64-130	0		20
1,2,4-Trimethylbenzene	100		100		70-130	0		20
1,4-Dioxane	78		90		56-162	14		20
p-Diethylbenzene	100		100		70-130	0		20

Lab Control Sample Analysis
Batch Quality Control

Project Name: FORMER COMMANDER OIL TERMINAL
Project Number: 28071.03
Lab Number: L1911936
Report Date: 04/02/19

Parameter	LCS %Recovery	Qual	LCSD %Recovery	Qual	%Recovery Limits	RPD	Qual	RPD Limits
Volatile Organics by GC/MS - Westborough Lab Associated sample(s): 01-07 Batch: WG1221805-3 WG1221805-4								
p-Ethyltoluene	100		100		70-130	0		20
1,2,4,5-Tetramethylbenzene	99		97		70-130	2		20
Ethyl ether	100		100		59-134	0		20
trans-1,4-Dichloro-2-butene	92		95		70-130	3		20

Surrogate	LCS %Recovery	Qual	LCSD %Recovery	Qual	Acceptance Criteria
1,2-Dichloroethane-d4	102		105		70-130
Toluene-d8	103		104		70-130
4-Bromofluorobenzene	98		98		70-130
Dibromofluoromethane	102		102		70-130

Lab Control Sample Analysis
Batch Quality Control

Project Name: FORMER COMMANDER OIL TERMINAL
Project Number: 28071.03
Lab Number: L1911936
Report Date: 04/02/19

Parameter	LCS %Recovery	Qual	LCSD %Recovery	Qual	%Recovery Limits	RPD	Qual	RPD Limits
Volatile Organics by GC/MS - Westborough Lab Associated sample(s): 12 Batch: WG1221893-3 WG1221893-4								
Methylene chloride	110		110		70-130	0		20
1,1-Dichloroethane	110		110		70-130	0		20
Chloroform	100		100		70-130	0		20
Carbon tetrachloride	73		76		63-132	4		20
1,2-Dichloropropane	100		100		70-130	0		20
Dibromochloromethane	90		89		63-130	1		20
1,1,2-Trichloroethane	100		99		70-130	1		20
Tetrachloroethene	100		100		70-130	0		20
Chlorobenzene	100		100		75-130	0		20
Trichlorofluoromethane	100		110		62-150	10		20
1,2-Dichloroethane	100		100		70-130	0		20
1,1,1-Trichloroethane	95		100		67-130	5		20
Bromodichloromethane	99		99		67-130	0		20
trans-1,3-Dichloropropene	78		78		70-130	0		20
cis-1,3-Dichloropropene	91		89		70-130	2		20
1,1-Dichloropropene	98		100		70-130	2		20
Bromoform	93		95		54-136	2		20
1,1,2,2-Tetrachloroethane	100		100		67-130	0		20
Benzene	100		100		70-130	0		20
Toluene	110		110		70-130	0		20
Ethylbenzene	110		110		70-130	0		20
Chloromethane	97		98		64-130	1		20
Bromomethane	63		63		39-139	0		20

Lab Control Sample Analysis
Batch Quality Control

Project Name: FORMER COMMANDER OIL TERMINAL
Project Number: 28071.03
Lab Number: L1911936
Report Date: 04/02/19

Parameter	LCS %Recovery	Qual	LCSD %Recovery	Qual	%Recovery Limits	RPD	Qual	RPD Limits
Volatile Organics by GC/MS - Westborough Lab Associated sample(s): 12 Batch: WG1221893-3 WG1221893-4								
Vinyl chloride	100		99		55-140	1		20
Chloroethane	110		110		55-138	0		20
1,1-Dichloroethene	100		100		61-145	0		20
trans-1,2-Dichloroethene	100		100		70-130	0		20
Trichloroethene	99		99		70-130	0		20
1,2-Dichlorobenzene	100		100		70-130	0		20
1,3-Dichlorobenzene	100		110		70-130	10		20
1,4-Dichlorobenzene	100		100		70-130	0		20
Methyl tert butyl ether	91		94		63-130	3		20
p/m-Xylene	110		110		70-130	0		20
o-Xylene	110		110		70-130	0		20
cis-1,2-Dichloroethene	100		100		70-130	0		20
Dibromomethane	100		100		70-130	0		20
1,2,3-Trichloropropane	100		99		64-130	1		20
Acrylonitrile	110		110		70-130	0		20
Styrene	115		115		70-130	0		20
Dichlorodifluoromethane	85		86		36-147	1		20
Acetone	120		120		58-148	0		20
Carbon disulfide	100		100		51-130	0		20
2-Butanone	100		100		63-138	0		20
Vinyl acetate	91		98		70-130	7		20
4-Methyl-2-pentanone	86		89		59-130	3		20
2-Hexanone	93		96		57-130	3		20

Lab Control Sample Analysis
Batch Quality Control

Project Name: FORMER COMMANDER OIL TERMINAL
Project Number: 28071.03
Lab Number: L1911936
Report Date: 04/02/19

Parameter	LCS %Recovery	Qual	LCSD %Recovery	Qual	%Recovery Limits	RPD	Qual	RPD Limits
Volatile Organics by GC/MS - Westborough Lab Associated sample(s): 12 Batch: WG1221893-3 WG1221893-4								
Bromochloromethane	110		100		70-130	10		20
2,2-Dichloropropane	79		79		63-133	0		20
1,2-Dibromoethane	96		96		70-130	0		20
1,3-Dichloropropane	99		99		70-130	0		20
1,1,1,2-Tetrachloroethane	88		90		64-130	2		20
Bromobenzene	100		100		70-130	0		20
n-Butylbenzene	110		110		53-136	0		20
sec-Butylbenzene	110		110		70-130	0		20
tert-Butylbenzene	110		110		70-130	0		20
o-Chlorotoluene	110		110		70-130	0		20
p-Chlorotoluene	110		110		70-130	0		20
1,2-Dibromo-3-chloropropane	82		85		41-144	4		20
Hexachlorobutadiene	99		100		63-130	1		20
Isopropylbenzene	110		110		70-130	0		20
p-Isopropyltoluene	110		110		70-130	0		20
Naphthalene	96		99		70-130	3		20
n-Propylbenzene	110		120		69-130	9		20
1,2,3-Trichlorobenzene	94		98		70-130	4		20
1,2,4-Trichlorobenzene	97		97		70-130	0		20
1,3,5-Trimethylbenzene	110		110		64-130	0		20
1,2,4-Trimethylbenzene	110		110		70-130	0		20
1,4-Dioxane	116		128		56-162	10		20
p-Diethylbenzene	110		110		70-130	0		20

Lab Control Sample Analysis
Batch Quality Control

Project Name: FORMER COMMANDER OIL TERMINAL
Project Number: 28071.03
Lab Number: L1911936
Report Date: 04/02/19

Parameter	LCS %Recovery	Qual	LCSD %Recovery	Qual	%Recovery Limits	RPD	Qual	RPD Limits
Volatile Organics by GC/MS - Westborough Lab Associated sample(s): 12 Batch: WG1221893-3 WG1221893-4								
p-Ethyltoluene	110		110		70-130	0		20
1,2,4,5-Tetramethylbenzene	110		110		70-130	0		20
Ethyl ether	96		97		59-134	1		20
trans-1,4-Dichloro-2-butene	85		84		70-130	1		20

Surrogate	LCS %Recovery	Qual	LCSD %Recovery	Qual	Acceptance Criteria
1,2-Dichloroethane-d4	106		105		70-130
Toluene-d8	102		103		70-130
4-Bromofluorobenzene	103		103		70-130
Dibromofluoromethane	105		105		70-130

Lab Control Sample Analysis
Batch Quality Control

Project Name: FORMER COMMANDER OIL TERMINAL
Project Number: 28071.03
Lab Number: L1911936
Report Date: 04/02/19

Parameter	LCS %Recovery	Qual	LCSD %Recovery	Qual	%Recovery Limits	RPD	Qual	RPD Limits
Volatile Organics by GC/MS - Westborough Lab Associated sample(s): 02,04,07-08 Batch: WG1222125-3 WG1222125-4								
Methylene chloride	96		94		70-130	2		20
1,1-Dichloroethane	100		100		70-130	0		20
Chloroform	100		98		70-130	2		20
Carbon tetrachloride	99		94		63-132	5		20
1,2-Dichloropropane	100		100		70-130	0		20
Dibromochloromethane	100		100		63-130	0		20
1,1,2-Trichloroethane	110		110		70-130	0		20
Tetrachloroethene	100		95		70-130	5		20
Chlorobenzene	100		100		75-130	0		20
Trichlorofluoromethane	96		90		62-150	6		20
1,2-Dichloroethane	100		100		70-130	0		20
1,1,1-Trichloroethane	99		94		67-130	5		20
Bromodichloromethane	97		96		67-130	1		20
trans-1,3-Dichloropropene	110		100		70-130	10		20
cis-1,3-Dichloropropene	96		92		70-130	4		20
1,1-Dichloropropene	96		93		70-130	3		20
Bromoform	110		110		54-136	0		20
1,1,2,2-Tetrachloroethane	110		110		67-130	0		20
Benzene	100		100		70-130	0		20
Toluene	100		100		70-130	0		20
Ethylbenzene	110		100		70-130	10		20
Chloromethane	97		93		64-130	4		20
Bromomethane	99		91		39-139	8		20

Lab Control Sample Analysis
Batch Quality Control

Project Name: FORMER COMMANDER OIL TERMINAL
Project Number: 28071.03
Lab Number: L1911936
Report Date: 04/02/19

Parameter	LCS %Recovery	Qual	LCSD %Recovery	Qual	%Recovery Limits	RPD	Qual	RPD Limits
Volatile Organics by GC/MS - Westborough Lab Associated sample(s): 02,04,07-08 Batch: WG1222125-3 WG1222125-4								
Vinyl chloride	100		99		55-140	1		20
Chloroethane	100		99		55-138	1		20
1,1-Dichloroethene	95		91		61-145	4		20
trans-1,2-Dichloroethene	98		95		70-130	3		20
Trichloroethene	99		94		70-130	5		20
1,2-Dichlorobenzene	110		110		70-130	0		20
1,3-Dichlorobenzene	110		110		70-130	0		20
1,4-Dichlorobenzene	110		110		70-130	0		20
Methyl tert butyl ether	100		100		63-130	0		20
p/m-Xylene	105		105		70-130	0		20
o-Xylene	105		105		70-130	0		20
cis-1,2-Dichloroethene	96		96		70-130	0		20
Dibromomethane	98		95		70-130	3		20
1,2,3-Trichloropropane	120		120		64-130	0		20
Acrylonitrile	100		100		70-130	0		20
Styrene	105		105		70-130	0		20
Dichlorodifluoromethane	89		84		36-147	6		20
Acetone	130		120		58-148	8		20
Carbon disulfide	98		93		51-130	5		20
2-Butanone	110		110		63-138	0		20
Vinyl acetate	110		110		70-130	0		20
4-Methyl-2-pentanone	110		110		59-130	0		20
2-Hexanone	120		120		57-130	0		20

Lab Control Sample Analysis
Batch Quality Control

Project Name: FORMER COMMANDER OIL TERMINAL
Project Number: 28071.03
Lab Number: L1911936
Report Date: 04/02/19

Parameter	LCS %Recovery	Qual	LCSD %Recovery	Qual	%Recovery Limits	RPD	Qual	RPD Limits
Volatile Organics by GC/MS - Westborough Lab Associated sample(s): 02,04,07-08 Batch: WG1222125-3 WG1222125-4								
Bromochloromethane	100		98		70-130	2		20
2,2-Dichloropropane	84		79		63-133	6		20
1,2-Dibromoethane	100		100		70-130	0		20
1,3-Dichloropropane	110		110		70-130	0		20
1,1,1,2-Tetrachloroethane	100		100		64-130	0		20
Bromobenzene	100		100		70-130	0		20
n-Butylbenzene	120		110		53-136	9		20
sec-Butylbenzene	120		110		70-130	9		20
tert-Butylbenzene	110		110		70-130	0		20
o-Chlorotoluene	110		110		70-130	0		20
p-Chlorotoluene	110		110		70-130	0		20
1,2-Dibromo-3-chloropropane	110		110		41-144	0		20
Hexachlorobutadiene	99		94		63-130	5		20
Isopropylbenzene	110		110		70-130	0		20
p-Isopropyltoluene	110		110		70-130	0		20
Naphthalene	110		110		70-130	0		20
n-Propylbenzene	110		110		69-130	0		20
1,2,3-Trichlorobenzene	100		100		70-130	0		20
1,2,4-Trichlorobenzene	100		100		70-130	0		20
1,3,5-Trimethylbenzene	110		110		64-130	0		20
1,2,4-Trimethylbenzene	110		110		70-130	0		20
1,4-Dioxane	98		80		56-162	20		20
p-Diethylbenzene	110		110		70-130	0		20

Lab Control Sample Analysis
Batch Quality Control

Project Name: FORMER COMMANDER OIL TERMINAL
Project Number: 28071.03
Lab Number: L1911936
Report Date: 04/02/19

Parameter	LCS %Recovery	Qual	LCSD %Recovery	Qual	%Recovery Limits	RPD	Qual	RPD Limits
Volatile Organics by GC/MS - Westborough Lab Associated sample(s): 02,04,07-08 Batch: WG1222125-3 WG1222125-4								
p-Ethyltoluene	110		110		70-130	0		20
1,2,4,5-Tetramethylbenzene	110		110		70-130	0		20
Ethyl ether	98		98		59-134	0		20
trans-1,4-Dichloro-2-butene	120		120		70-130	0		20

Surrogate	LCS %Recovery	Qual	LCSD %Recovery	Qual	Acceptance Criteria
1,2-Dichloroethane-d4	113		113		70-130
Toluene-d8	107		107		70-130
4-Bromofluorobenzene	101		104		70-130
Dibromofluoromethane	100		98		70-130

Project Name: FORMER COMMANDER OIL TERMINAL
Project Number: 28071.03

Lab Number: L1911936
Report Date: 04/02/19

Sample Receipt and Container Information

Were project specific reporting limits specified? YES

Cooler Information

Cooler	Custody Seal
A	Absent

Container Information

Container ID	Container Type	Cooler	Initial pH	Final pH	Temp deg C	Pres	Seal	Frozen Date/Time	Analysis(*)
L1911936-01A	Vial HCl preserved	A	NA		4.1	Y	Absent		NYTCL-8260(14)
L1911936-01B	Vial HCl preserved	A	NA		4.1	Y	Absent		NYTCL-8260(14)
L1911936-01C	Vial HCl preserved	A	NA		4.1	Y	Absent		NYTCL-8260(14)
L1911936-02A	Vial HCl preserved	A	NA		4.1	Y	Absent		NYTCL-8260(14)
L1911936-02B	Vial HCl preserved	A	NA		4.1	Y	Absent		NYTCL-8260(14)
L1911936-02C	Vial HCl preserved	A	NA		4.1	Y	Absent		NYTCL-8260(14)
L1911936-03A	Vial HCl preserved	A	NA		4.1	Y	Absent		NYTCL-8260(14)
L1911936-03B	Vial HCl preserved	A	NA		4.1	Y	Absent		NYTCL-8260(14)
L1911936-03C	Vial HCl preserved	A	NA		4.1	Y	Absent		NYTCL-8260(14)
L1911936-04A	Vial HCl preserved	A	NA		4.1	Y	Absent		NYTCL-8260(14)
L1911936-04B	Vial HCl preserved	A	NA		4.1	Y	Absent		NYTCL-8260(14)
L1911936-04C	Vial HCl preserved	A	NA		4.1	Y	Absent		NYTCL-8260(14)
L1911936-05A	Vial HCl preserved	A	NA		4.1	Y	Absent		NYTCL-8260(14)
L1911936-05B	Vial HCl preserved	A	NA		4.1	Y	Absent		NYTCL-8260(14)
L1911936-05C	Vial HCl preserved	A	NA		4.1	Y	Absent		NYTCL-8260(14)
L1911936-06A	Vial HCl preserved	A	NA		4.1	Y	Absent		NYTCL-8260(14)
L1911936-06B	Vial HCl preserved	A	NA		4.1	Y	Absent		NYTCL-8260(14)
L1911936-06C	Vial HCl preserved	A	NA		4.1	Y	Absent		NYTCL-8260(14)
L1911936-07A	Vial HCl preserved	A	NA		4.1	Y	Absent		NYTCL-8260(14)
L1911936-07B	Vial HCl preserved	A	NA		4.1	Y	Absent		NYTCL-8260(14)
L1911936-07C	Vial HCl preserved	A	NA		4.1	Y	Absent		NYTCL-8260(14)
L1911936-08A	Vial HCl preserved	A	NA		4.1	Y	Absent		NYTCL-8260(14)
L1911936-08B	Vial HCl preserved	A	NA		4.1	Y	Absent		NYTCL-8260(14)

*Values in parentheses indicate holding time in days

Project Name: FORMER COMMANDER OIL TERMINAL
Project Number: 28071.03

Lab Number: L1911936
Report Date: 04/02/19

Container Information

Container ID	Container Type	Cooler	Initial pH	Final pH	Temp deg C	Pres	Seal	Frozen Date/Time	Analysis(*)
L1911936-08C	Vial HCl preserved	A	NA		4.1	Y	Absent		NYTCL-8260(14)
L1911936-09A	Vial HCl preserved	A	NA		4.1	Y	Absent		NYTCL-8260(14)
L1911936-09B	Vial HCl preserved	A	NA		4.1	Y	Absent		NYTCL-8260(14)
L1911936-09C	Vial HCl preserved	A	NA		4.1	Y	Absent		NYTCL-8260(14)
L1911936-10A	Vial HCl preserved	A	NA		4.1	Y	Absent		NYTCL-8260(14)
L1911936-10B	Vial HCl preserved	A	NA		4.1	Y	Absent		NYTCL-8260(14)
L1911936-10C	Vial HCl preserved	A	NA		4.1	Y	Absent		NYTCL-8260(14)
L1911936-11A	Vial HCl preserved	A	NA		4.1	Y	Absent		NYTCL-8260(14)
L1911936-11B	Vial HCl preserved	A	NA		4.1	Y	Absent		NYTCL-8260(14)
L1911936-11C	Vial HCl preserved	A	NA		4.1	Y	Absent		NYTCL-8260(14)
L1911936-12A	Vial HCl preserved	A	NA		4.1	Y	Absent		NYTCL-8260(14)
L1911936-12B	Vial HCl preserved	A	NA		4.1	Y	Absent		NYTCL-8260(14)
L1911936-12C	Vial HCl preserved	A	NA		4.1	Y	Absent		NYTCL-8260(14)
L1911936-13A	Vial HCl preserved	A	NA		4.1	Y	Absent		NYTCL-8260(14)
L1911936-13B	Vial HCl preserved	A	NA		4.1	Y	Absent		NYTCL-8260(14)
L1911936-13C	Vial HCl preserved	A	NA		4.1	Y	Absent		NYTCL-8260(14)
L1911936-14A	Vial HCl preserved	A	NA		4.1	Y	Absent		NYTCL-8260(14)
L1911936-14B	Vial HCl preserved	A	NA		4.1	Y	Absent		NYTCL-8260(14)
L1911936-14C	Vial HCl preserved	A	NA		4.1	Y	Absent		NYTCL-8260(14)
L1911936-15A	Vial HCl preserved	A	NA		4.1	Y	Absent		NYTCL-8260(14)
L1911936-15B	Vial HCl preserved	A	NA		4.1	Y	Absent		NYTCL-8260(14)
L1911936-15C	Vial HCl preserved	A	NA		4.1	Y	Absent		NYTCL-8260(14)

*Values in parentheses indicate holding time in days

Project Name:	FORMER COMMANDER OIL TERMINAL	**Lab Number:**	L1911936
Project Number:	28071.03	**Report Date:**	04/02/19

GLOSSARY

Acronyms

DL	- Detection Limit: This value represents the level to which target analyte concentrations are reported as estimated values, when those target analyte concentrations are quantified below the limit of quantitation (LOQ). The DL includes any adjustments from dilutions, concentrations or moisture content, where applicable. (DoD report formats only.)
EDL	- Estimated Detection Limit: This value represents the level to which target analyte concentrations are reported as estimated values, when those target analyte concentrations are quantified below the reporting limit (RL). The EDL includes any adjustments from dilutions, concentrations or moisture content, where applicable. The use of EDLs is specific to the analysis of PAHs using Solid-Phase Microextraction (SPME).
EMPC	- Estimated Maximum Possible Concentration: The concentration that results from the signal present at the retention time of an analyte when the ions meet all of the identification criteria except the ion abundance ratio criteria. An EMPC is a worst-case estimate of the concentration.
EPA	- Environmental Protection Agency.
LCS	- Laboratory Control Sample: A sample matrix, free from the analytes of interest, spiked with verified known amounts of analytes or a material containing known and verified amounts of analytes.
LCSD	- Laboratory Control Sample Duplicate: Refer to LCS.
LFB	- Laboratory Fortified Blank: A sample matrix, free from the analytes of interest, spiked with verified known amounts of analytes or a material containing known and verified amounts of analytes.
LOD	- Limit of Detection: This value represents the level to which a target analyte can reliably be detected for a specific analyte in a specific matrix by a specific method. The LOD includes any adjustments from dilutions, concentrations or moisture content, where applicable. (DoD report formats only.)
LOQ	- Limit of Quantitation: The value at which an instrument can accurately measure an analyte at a specific concentration. The LOQ includes any adjustments from dilutions, concentrations or moisture content, where applicable. (DoD report formats only.) Limit of Quantitation: The value at which an instrument can accurately measure an analyte at a specific concentration. The LOQ includes any adjustments from dilutions, concentrations or moisture content, where applicable. (DoD report formats only.)
MDL	- Method Detection Limit: This value represents the level to which target analyte concentrations are reported as estimated values, when those target analyte concentrations are quantified below the reporting limit (RL). The MDL includes any adjustments from dilutions, concentrations or moisture content, where applicable.
MS	- Matrix Spike Sample: A sample prepared by adding a known mass of target analyte to a specified amount of matrix sample for which an independent estimate of target analyte concentration is available. For Method 332.0, the spike recovery is calculated using the native concentration, including estimated values.
MSD	- Matrix Spike Sample Duplicate: Refer to MS.
NA	- Not Applicable.
NC	- Not Calculated: Term is utilized when one or more of the results utilized in the calculation are non-detect at the parameter's reporting unit.
NDPA/DPA	- N-Nitrosodiphenylamine/Diphenylamine.
NI	- Not Ignitable.
NP	- Non-Plastic: Term is utilized for the analysis of Atterberg Limits in soil.
RL	- Reporting Limit: The value at which an instrument can accurately measure an analyte at a specific concentration. The RL includes any adjustments from dilutions, concentrations or moisture content, where applicable.
RPD	- Relative Percent Difference: The results from matrix and/or matrix spike duplicates are primarily designed to assess the precision of analytical results in a given matrix and are expressed as relative percent difference (RPD). Values which are less than five times the reporting limit for any individual parameter are evaluated by utilizing the absolute difference between the values; although the RPD value will be provided in the report.
SRM	- Standard Reference Material: A reference sample of a known or certified value that is of the same or similar matrix as the associated field samples.
STLP	- Semi-dynamic Tank Leaching Procedure per EPA Method 1315.
TEF	- Toxic Equivalency Factors: The values assigned to each dioxin and furan to evaluate their toxicity relative to 2,3,7,8-TCDD.
TEQ	- Toxic Equivalent: The measure of a sample's toxicity derived by multiplying each dioxin and furan by its corresponding TEF and then summing the resulting values.
TIC	- Tentatively Identified Compound: A compound that has been identified to be present and is not part of the target compound list (TCL) for the method and/or program. All TICs are qualitatively identified and reported as estimated concentrations.

Footnotes

Report Format: DU Report with 'J' Qualifiers

Project Name:	FORMER COMMANDER OIL TERMINAL	**Lab Number:**	L1911936
Project Number:	28071.03	**Report Date:**	04/02/19

1 - The reference for this analyte should be considered modified since this analyte is absent from the target analyte list of the original method.

Terms

Analytical Method: Both the document from which the method originates and the analytical reference method. (Example: EPA 8260B is shown as 1,8260B.) The codes for the reference method documents are provided in the References section of the Addendum.

Final pH: As it pertains to Sample Receipt & Container Information section of the report, Final pH reflects pH of container determined after adjustment at the laboratory, if applicable. If no adjustment required, value reflects Initial pH.

Frozen Date/Time: With respect to Volatile Organics in soil, Frozen Date/Time reflects the date/time at which associated Reagent Water-preserved vials were initially frozen. Note: If frozen date/time is beyond 48 hours from sample collection, value will be reflected in 'bold'.

Initial pH: As it pertains to Sample Receipt & Container Information section of the report, Initial pH reflects pH of container determined upon receipt, if applicable.

PFAS Total: With respect to PFAS analyses, the 'PFAS, Total (5)' result is defined as the summation of results for: PFHpA, PFHxS, PFOA, PFNA and PFOS. If a 'Total' result is requested, the results of its individual components will also be reported.

Total: With respect to Organic analyses, a 'Total' result is defined as the summation of results for individual isomers or Aroclors. If a 'Total' result is requested, the results of its individual components will also be reported. This is applicable to 'Total' results for methods 8260, 8081 and 8082.

Data Qualifiers

A - Spectra identified as "Aldol Condensation Product".

B - The analyte was detected above the reporting limit in the associated method blank. Flag only applies to associated field samples that have detectable concentrations of the analyte at less than ten times (10x) the concentration found in the blank. For MCP-related projects, flag only applies to associated field samples that have detectable concentrations of the analyte at less than ten times (10x) the concentration found in the blank. For DOD-related projects, flag only applies to associated field samples that have detectable concentrations of the analyte at less than ten times (10x) the concentration found in the blank AND the analyte was detected above one-half the reporting limit (or above the reporting limit for common lab contaminants) in the associated method blank. For NJ-Air-related projects, flag only applies to associated field samples that have detectable concentrations of the analyte above the reporting limit. For NJ-related projects (excluding Air), flag only applies to associated field samples that have detectable concentrations of the analyte, which was detected above the reporting limit in the associated method blank or above five times the reporting limit for common lab contaminants (Phthalates, Acetone, Methylene Chloride, 2-Butanone).

C - Co-elution: The target analyte co-elutes with a known lab standard (i.e. surrogate, internal standards, etc.) for co-extracted analyses.

D - Concentration of analyte was quantified from diluted analysis. Flag only applies to field samples that have detectable concentrations of the analyte.

E - Concentration of analyte exceeds the range of the calibration curve and/or linear range of the instrument.

G - The concentration may be biased high due to matrix interferences (i.e, co-elution) with non-target compound(s). The result should be considered estimated.

H - The analysis of pH was performed beyond the regulatory-required holding time of 15 minutes from the time of sample collection.

I - The lower value for the two columns has been reported due to obvious interference.

J - Estimated value. The Target analyte concentration is below the quantitation limit (RL), but above the Method Detection Limit (MDL) or Estimated Detection Limit (EDL) for SPME-related analyses. This represents an estimated concentration for Tentatively Identified Compounds (TICs).

M - Reporting Limit (RL) exceeds the MCP CAM Reporting Limit for this analyte.

ND - Not detected at the method detection limit (MDL) for the sample, or estimated detection limit (EDL) for SPME-related analyses.

NJ - Presumptive evidence of compound. This represents an estimated concentration for Tentatively Identified Compounds (TICs), where the identification is based on a mass spectral library search.

P - The RPD between the results for the two columns exceeds the method-specified criteria.

Q - The quality control sample exceeds the associated acceptance criteria. For DOD-related projects, LCS and/or Continuing Calibration Standard exceedences are also qualified on all associated sample results. Note: This flag is not applicable for matrix spike recoveries when the sample concentration is greater than 4x the spike added or for batch duplicate RPD when the sample concentrations are less than 5x the RL. (Metals only.)

R - Analytical results are from sample re-analysis.

RE - Analytical results are from sample re-extraction.

S - Analytical results are from modified screening analysis.

Report Format: DU Report with 'J' Qualifiers

Project Name:	FORMER COMMANDER OIL TERMINAL	**Lab Number:**	L1911936
Project Number:	28071.03	**Report Date:**	04/02/19

REFERENCES

1 Test Methods for Evaluating Solid Waste: Physical/Chemical Methods. EPA SW-846. Third Edition. Updates I - IV, 2007.

LIMITATION OF LIABILITIES

Alpha Analytical performs services with reasonable care and diligence normal to the analytical testing laboratory industry. In the event of an error, the sole and exclusive responsibility of Alpha Analytical shall be to re-perform the work at it's own expense. In no event shall Alpha Analytical be held liable for any incidental, consequential or special damages, including but not limited to, damages in any way connected with the use of, interpretation of, information or analysis provided by Alpha Analytical.

We strongly urge our clients to comply with EPA protocol regarding sample volume, preservation, cooling, containers, sampling procedures, holding time and splitting of samples in the field.

Certification Information

The following analytes are not included in our Primary NELAP Scope of Accreditation:

Westborough Facility
EPA 624/624.1: m/p-xylene, o-xylene
EPA 8260C: NPW: 1,2,4,5-Tetramethylbenzene; 4-Ethyltoluene, Azobenzene; SCM: Iodomethane (methyl iodide), Methyl methacrylate, 1,2,4,5-Tetramethylbenzene; 4-Ethyltoluene.
EPA 8270D: NPW: Dimethylnaphthalene,1,4-Diphenylhydrazine; SCM: Dimethylnaphthalene,1,4-Diphenylhydrazine.

EPA 6860: SCM: Perchlorate

SM4500: NPW: Amenable Cyanide; SCM: Total Phosphorus, TKN, NO2, NO3.

Mansfield Facility
SM 2540D: TSS
EPA 8082A: NPW: PCB: 1, 5, 31, 87,101, 110, 141, 151, 153, 180, 183, 187.
EPA TO-15: Halothane, 2,4,4-Trimethyl-2-pentene, 2,4,4-Trimethyl-1-pentene, Thiophene, 2-Methylthiophene, 3-Methylthiophene, 2-Ethylthiophene, 1,2,3-Trimethylbenzene, Indan, Indene, 1,2,4,5-Tetramethylbenzene, Benzothiophene, 1-Methylnaphthalene.
Biological Tissue Matrix: EPA 3050B

The following analytes are included in our Massachusetts DEP Scope of Accreditation

Westborough Facility:

Drinking Water
EPA 300.0: Chloride, Nitrate-N, Fluoride, Sulfate; **EPA 353.2**: Nitrate-N, Nitrite-N; **SM4500NO3-F**: Nitrate-N, Nitrite-N; **SM4500F-C, SM4500CN-CE, EPA 180.1, SM2130B, SM4500Cl-D, SM2320B, SM2540C, SM4500H-B**
EPA 332: Perchlorate; **EPA 524.2:** THMs and VOCs; **EPA 504.1:** EDB, DBCP.
Microbiology: **SM9215B; SM9223-P/A, SM9223B-Colilert-QT,SM9222D**.

Non-Potable Water
SM4500H,B, EPA 120.1, SM2510B, SM2540C, SM2320B, SM4500CL-E, SM4500F-BC, SM4500NH3-BH: Ammonia-N and Kjeldahl-N, **EPA 350.1**: Ammonia-N, **LACHAT 10-107-06-1-B**: Ammonia-N, **EPA 351.1, SM4500NO3-F, EPA 353.2**: Nitrate-N**, SM4500P-E, SM4500P-B, E, SM4500SO4-E, SM5220D, EPA 410.4, SM5210B, SM5310C, SM4500CL-D, EPA 1664, EPA 420.1, SM4500-CN-CE, SM2540D, EPA 300: Chloride, Sulfate, Nitrate.**
EPA 624.1: Volatile Halocarbons & Aromatics,
EPA 608.3: Chlordane, Toxaphene, Aldrin, alpha-BHC, beta-BHC, gamma-BHC, delta-BHC, Dieldrin, DDD, DDE, DDT, Endosulfan I, Endosulfan II, Endosulfan sulfate, Endrin, Endrin Aldehyde, Heptachlor, Heptachlor Epoxide, PCBs
EPA 625.1: SVOC (Acid/Base/Neutral Extractables), **EPA 600/4-81-045**: PCB-Oil.
Microbiology: **SM9223B-Colilert-QT; Enterolert-QT, SM9221E, EPA 1600, EPA 1603.**

Mansfield Facility:

Drinking Water
EPA 200.7: Al, Ba, Cd, Cr, Cu, Fe, Mn, Ni, Na, Ag, Ca, Zn. **EPA 200.8:** Al, Sb, As, Ba, Be, Cd, Cr, Cu, Pb, Mn, Ni, Se, Ag, TL, Zn. **EPA 245.1** Hg.
EPA 522.

Non-Potable Water
EPA 200.7: Al, Sb, As, Be, Cd, Ca, Cr, Co, Cu, Fe, Pb, Mg, Mn, Mo, Ni, K, Se, Ag, Na, Sr, TL, Ti, V, Zn.
EPA 200.8: Al, Sb, As, Be, Cd, Cr, Cu, Fe, Pb, Mn, Ni, K, Se, Ag, Na, TL, Zn.
EPA 245.1 Hg.
SM2340B

For a complete listing of analytes and methods, please contact your Alpha Project Manager.

ALPHA ANALYTICAL

Westborough, MA 01581
8 Walkup Dr.
TEL: 508-898-9220
FAX: 508-898-9193

Mansfield, MA 02048
320 Forbes Blvd
TEL: 508-822-9300
FAX: 508-822-3288

NEW YORK CHAIN OF CUSTODY

Service Centers
Mahwah, NJ 07430: 35 Whitney Rd, Suite 5
Albany, NY 12205: 14 Walker Way
Tonawanda, NY 14150: 275 Cooper Ave, Suite 105

Page 1 of 2

Date Rec'd in Lab: 3/26/19

ALPHA Job #: L1911936

Project Information
Project Name: Former Commander Oil Terminal
Project Location: One Commander Square, Oyster Bay, NY
Project #: 28071.03
(Use Project name as Project #) ☐
Project Manager: Stephen Kuplen
ALPHAQuote #:

Turn-Around Time
Standard ☒ Due Date:
Rush (only if pre approved) ☐ # of Days:

Client Information
Client: VHB
Address: 100 motor parkway
Hauppauge, NY 11788
Phone: 631-787-3400
Fax:
Email: JStressler@VHB.com

Deliverables
☐ ASP-A ☐ ASP-B
☐ EQuIS (1 File) ☐ EQuIS (4 File)
☐ Other

Billing Information
☒ Same as Client Info
PO #

Regulatory Requirement
☒ NY TOGS ☐ NY Part 375
☒ AWQ Standards ☐ NY CP-51
☐ NY Restricted Use ☐ Other
☐ NY Unrestricted Use
☐ NYC Sewer Discharge

Disposal Site Information
Please identify below location of applicable disposal facilities.
Disposal Facility:
☐ NJ ☐ NY
☐ Other:

These samples have been previously analyzed by Alpha ☐

Other project specific requirements/comments:

Please specify Metals or TAL.

ANALYSIS

Sample Filtration
☐ Done
☐ Lab to do
Preservation
☐ Lab to do
(Please Specify below)

ALPHA Lab ID (Lab Use Only)	Sample ID	Collection Date	Collection Time	Sample Matrix	Sampler's Initials	TCL VOCs + MTBE								Sample Specific Comments	Total Bottle
11936 – 01	MW-27	3/25/19	0945	GW	JS	X								HCL Pres. VOCs	3
02	MW-28		1014		JS	X									
03	MW-30		1000		JS	X									
04	MW-22		1031		JS	X									
05	MW-29		1021		JS	X									
06	MW-23M		1055		JS	X									
07	MW-23D		1605		JS	X									
08	MW-14		1134		JS	X									
09	MW-20		1201		JS	X									
10	MW-16		1407		JS	X									
					Container Type	V									
					Preservative	B									

Preservative Code:
A = None
B = HCl
C = HNO_3
D = H_2SO_4
E = NaOH
F = MeOH
G = $NaHSO_4$
H = $Na_2S_2O_3$
K/E = Zn Ac/NaOH
O = Other

Container Code
P = Plastic
A = Amber Glass
V = Vial
G = Glass
B = Bacteria Cup
C = Cube
O = Other
E = Encore
D = BOD Bottle

Westboro: Certification No: MA935
Mansfield: Certification No: MA015

Relinquished By:	Date/Time	Received By:	Date/Time
[illegible]	3/26/19 13:55	NFATOUROS (AAL)	3/26/19 13:55
NFATOUROS (AAL)	3/26/19 16:40	D. Santos AML	3/26/19 1900
D. Santos AML	3/26/19 2230	[illegible]	3/26/19 0230

Please print clearly, legibly and completely. Samples can not be logged in and turnaround time clock will not start until any ambiguities are resolved. BY EXECUTING THIS COC, THE CLIENT HAS READ AND AGREES TO BE BOUND BY ALPHA'S TERMS & CONDITIONS. (See reverse side.)

Form No: 01-25 HC (rev. 30-Sept-2013)

ALPHA ANALYTICAL

Westborough, MA 01581
8 Walkup Dr.
TEL: 508-898-9220
FAX: 508-898-9193

Mansfield, MA 02048
320 Forbes Blvd
TEL: 508-822-9300
FAX: 508-822-3288

NEW YORK CHAIN OF CUSTODY

Service Centers
Mahwah, NJ 07430: 35 Whitney Rd, Suite 5
Albany, NY 12205: 14 Walker Way
Tonawanda, NY 14150: 275 Cooper Ave, Suite 105

Page 2 of 2

Date Rec'd in Lab: 3/26/19

ALPHA Job #: L1911936

Project Information
Project Name: Former Commander Oil Terminal
Project Location: One Commander Square, Oyster Bay, NY
Project #: 28071.03
(Use Project name as Project #) ☐
Project Manager: Stephen Kaplan
ALPHAQuote #:

Turn-Around Time
Standard ☒ Due Date:
Rush (only if pre approved) ☐ # of Days:

Client Information
Client: VHB
Address: 100 Motor Parkway, Hauppauge, NY 11788
Phone: 631-787-3400
Fax:
Email: JStressler@VHB.com

Deliverables
☐ ASP-A ☐ ASP-B
☐ EQuIS (1 File) ☐ EQuIS (4 File)
☐ Other

Regulatory Requirement
☒ NY TOGS ☐ NY Part 375
☒ AWQ Standards ☐ NY CP-51
☐ NY Restricted Use ☐ Other
☐ NY Unrestricted Use
☐ NYC Sewer Discharge

Billing Information
☒ Same as Client Info
PO #

Disposal Site Information
Please identify below location of applicable disposal facilities.
Disposal Facility:
☐ NJ ☐ NY
☐ Other:

These samples have been previously analyzed by Alpha ☐

Other project specific requirements/comments:

Please specify Metals or TAL.

Sample Filtration
☐ Done
☐ Lab to do
Preservation
☐ Lab to do
(Please Specify below)

ALPHA Lab ID (Lab Use Only)	Sample ID	Collection Date	Collection Time	Sample Matrix	Sampler's Initials	TCL VOCs +mTRE								Sample Specific Comments	Total Bottle
11936 - 11	MW-6	3/25/19	1330	GW	JS	X									3
12	MW-24	↓	1425	↓	JS	X									↓
13	MW-9	↓	1350	↓	JS	X									↓
14	MW-21	↓	1205	↓	JS	X									↓
15	MW-4	↓	0920	↓	JS	X									↓

Preservative Code:
A = None
B = HCl
C = HNO_3
D = H_2SO_4
E = NaOH
F = MeOH
G = $NaHSO_4$
H = $Na_2S_2O_3$
K/E = Zn Ac/NaOH
O = Other

Container Code
P = Plastic
A = Amber Glass
V = Vial
G = Glass
B = Bacteria Cup
C = Cube
O = Other
E = Encore
D = BOD Bottle

Westboro: Certification No: MA935
Mansfield: Certification No: MA015

Container Type	✓							
Preservative	B							

Relinquished By:	Date/Time	Received By:	Date/Time
[signature]	3/26/19 13:55	N FATOUROS (AAL)	3/26/19 13:55
N FATOUROS (AAL)	3/26/19 16:40	D. Santos AAL	3/26/19 1900
D. Santos AAL	3/26/19 2230	[signature]	3/26/19 2250

Please print clearly, legibly and completely. Samples can not be logged in and turnaround time clock will not start until any ambiguities are resolved. BY EXECUTING THIS COC, THE CLIENT HAS READ AND AGREES TO BE BOUND BY ALPHA'S TERMS & CONDITIONS. (See reverse side.)

Form No: 01-25 HC (rev. 30-Sept-2013)

ANALYTICAL REPORT

Lab Number:	L1912094
Client:	VHB Engineering, Surveying and Landscape 100 Motor Parkway Suite 135 Hauppauge, NY 11788
ATTN:	Steve Kaplan
Phone:	(631) 234-3444
Project Name:	FORMER COMMANDER OIL TERMINAL
Project Number:	28071.03
Report Date:	04/03/19

The original project report/data package is held by Alpha Analytical. This report/data package is paginated and should be reproduced only in its entirety. Alpha Analytical holds no responsibility for results and/or data that are not consistent with the original.

Certifications & Approvals: MA (M-MA086), NH NELAP (2064), CT (PH-0574), IL (200077), ME (MA00086), MD (348), NJ (MA935), NY (11148), NC (25700/666), PA (68-03671), RI (LAO00065), TX (T104704476), VT (VT-0935), VA (460195), USDA (Permit #P330-17-00196).

Eight Walkup Drive, Westborough, MA 01581-1019
508-898-9220 (Fax) 508-898-9193 800-624-9220 - www.alphalab.com

Project Name: FORMER COMMANDER OIL TERMINAL
Project Number: 28071.03

Lab Number: L1912094
Report Date: 04/03/19

Alpha Sample ID	Client ID	Matrix	Sample Location	Collection Date/Time	Receive Date
L1912094-01	MW-3	WATER	ONE COMMANDER SQUARE, OYSTER BAY, NY	03/26/19 11:30	03/27/19
L1912094-02	RW-3	WATER	ONE COMMANDER SQUARE, OYSTER BAY, NY	03/26/19 12:51	03/27/19
L1912094-03	RW-2	WATER	ONE COMMANDER SQUARE, OYSTER BAY, NY	03/26/19 12:51	03/27/19
L1912094-04	MW-25	WATER	ONE COMMANDER SQUARE, OYSTER BAY, NY	03/26/19 10:50	03/27/19
L1912094-05	MW-26	WATER	ONE COMMANDER SQUARE, OYSTER BAY, NY	03/26/19 10:40	03/27/19
L1912094-06	MW-31S	WATER	ONE COMMANDER SQUARE, OYSTER BAY, NY	03/26/19 10:30	03/27/19
L1912094-07	MW-31D	WATER	ONE COMMANDER SQUARE, OYSTER BAY, NY	03/26/19 10:10	03/27/19
L1912094-08	TRIP BLANK	WATER	ONE COMMANDER SQUARE, OYSTER BAY, NY	03/26/19 00:00	03/27/19

Project Name:	FORMER COMMANDER OIL TERMINAL	**Lab Number:**	L1912094
Project Number:	28071.03	**Report Date:**	04/03/19

Case Narrative

The samples were received in accordance with the Chain of Custody and no significant deviations were encountered during the preparation or analysis unless otherwise noted. Sample Receipt, Container Information, and the Chain of Custody are located at the back of the report.

Results contained within this report relate only to the samples submitted under this Alpha Lab Number and meet NELAP requirements for all NELAP accredited parameters unless otherwise noted in the following narrative. The data presented in this report is organized by parameter (i.e. VOC, SVOC, etc.). Sample specific Quality Control data (i.e. Surrogate Spike Recovery) is reported at the end of the target analyte list for each individual sample, followed by the Laboratory Batch Quality Control at the end of each parameter. Tentatively Identified Compounds (TICs), if requested, are reported for compounds identified to be present and are not part of the method/program Target Compound List, even if only a subset of the TCL are being reported. If a sample was re-analyzed or re-extracted due to a required quality control corrective action and if both sets of data are reported, the Laboratory ID of the re-analysis or re-extraction is designated with an "R" or "RE", respectively.

When multiple Batch Quality Control elements are reported (e.g. more than one LCS), the associated samples for each element are noted in the grey shaded header line of each data table. Any Laboratory Batch, Sample Specific % recovery or RPD value that is outside the listed Acceptance Criteria is bolded in the report. In reference to questions H (CAM) or 4 (RCP) when "NO" is checked, the performance criteria for CAM and RCP methods allow for some quality control failures to occur and still be within method compliance. In these instances, the specific failure is not narrated but noted in the associated QC Outlier Summary Report, located directly after the Case Narrative. QC information is also incorporated in the Data Usability Assessment table (Format 11) of our Data Merger tool, where it can be reviewed in conjunction with the sample result, associated regulatory criteria and any associated data usability implications.

Soil/sediments, solids and tissues are reported on a dry weight basis unless otherwise noted. Definitions of all data qualifiers and acronyms used in this report are provided in the Glossary located at the back of the report.

HOLD POLICY - For samples submitted on hold, Alpha's policy is to hold samples (with the exception of Air canisters) free of charge for 21 calendar days from the date the project is completed. After 21 calendar days, we will dispose of all samples submitted including those put on hold unless you have contacted your Alpha Project Manager and made arrangements for Alpha to continue to hold the samples. Air canisters will be disposed after 3 business days from the date the project is completed.

Please contact Project Management at 800-624-9220 with any questions.

Project Name:	FORMER COMMANDER OIL TERMINAL	**Lab Number:**	L1912094
Project Number:	28071.03	**Report Date:**	04/03/19

Case Narrative (continued)

Report Submission

All non-detect (ND) or estimated concentrations (J-qualified) have been quantitated to the limit noted in the MDL column.

Sample Receipt

L1912094-04: One container for the TCL Volatiles - EPA 8260C analysis was received broken; however, there was adequate sample remaining to perform the requested analysis.

L1912094-08: A sample identified as "TRIP BLANK" was received but not listed on the Chain of Custody. At the client's request, this sample was analyzed.

Volatile Organics

L1912094-04D: The analysis was performed utilizing a compromised vial.

I, the undersigned, attest under the pains and penalties of perjury that, to the best of my knowledge and belief and based upon my personal inquiry of those responsible for providing the information contained in this analytical report, such information is accurate and complete. This certificate of analysis is not complete unless this page accompanies any and all pages of this report.

Authorized Signature: Michelle M. Morris

Title: Technical Director/Representative

Date: 04/03/19

ORGANICS

VOLATILES

Project Name: FORMER COMMANDER OIL TERMINAL **Lab Number:** L1912094

Project Number: 28071.03 **Report Date:** 04/03/19

SAMPLE RESULTS

Lab ID: L1912094-01
Client ID: MW-3
Sample Location: ONE COMMANDER SQUARE, OYSTER BAY, NY

Date Collected: 03/26/19 11:30
Date Received: 03/27/19
Field Prep: Not Specified

Sample Depth:
Matrix: Water
Analytical Method: 1,8260C
Analytical Date: 04/01/19 16:30
Analyst: NLK

Parameter	Result	Qualifier	Units	RL	MDL	Dilution Factor
Volatile Organics by GC/MS - Westborough Lab						
Methylene chloride	ND		ug/l	2.5	0.70	1
1,1-Dichloroethane	ND		ug/l	2.5	0.70	1
Chloroform	ND		ug/l	2.5	0.70	1
Carbon tetrachloride	ND		ug/l	0.50	0.13	1
1,2-Dichloropropane	ND		ug/l	1.0	0.14	1
Dibromochloromethane	ND		ug/l	0.50	0.15	1
1,1,2-Trichloroethane	ND		ug/l	1.5	0.50	1
Tetrachloroethene	0.20	J	ug/l	0.50	0.18	1
Chlorobenzene	ND		ug/l	2.5	0.70	1
Trichlorofluoromethane	ND		ug/l	2.5	0.70	1
1,2-Dichloroethane	ND		ug/l	0.50	0.13	1
1,1,1-Trichloroethane	ND		ug/l	2.5	0.70	1
Bromodichloromethane	ND		ug/l	0.50	0.19	1
trans-1,3-Dichloropropene	ND		ug/l	0.50	0.16	1
cis-1,3-Dichloropropene	ND		ug/l	0.50	0.14	1
1,3-Dichloropropene, Total	ND		ug/l	0.50	0.14	1
1,1-Dichloropropene	ND		ug/l	2.5	0.70	1
Bromoform	ND		ug/l	2.0	0.65	1
1,1,2,2-Tetrachloroethane	ND		ug/l	0.50	0.17	1
Benzene	ND		ug/l	0.50	0.16	1
Toluene	ND		ug/l	2.5	0.70	1
Ethylbenzene	ND		ug/l	2.5	0.70	1
Chloromethane	ND		ug/l	2.5	0.70	1
Bromomethane	ND		ug/l	2.5	0.70	1
Vinyl chloride	1.0		ug/l	1.0	0.07	1
Chloroethane	ND		ug/l	2.5	0.70	1
1,1-Dichloroethene	ND		ug/l	0.50	0.17	1
trans-1,2-Dichloroethene	ND		ug/l	2.5	0.70	1

Project Name: FORMER COMMANDER OIL TERMINAL **Lab Number:** L1912094

Project Number: 28071.03 **Report Date:** 04/03/19

SAMPLE RESULTS

Lab ID: L1912094-01 Date Collected: 03/26/19 11:30

Client ID: MW-3 Date Received: 03/27/19

Sample Location: ONE COMMANDER SQUARE, OYSTER BAY, NY Field Prep: Not Specified

Sample Depth:

Parameter	Result	Qualifier	Units	RL	MDL	Dilution Factor
Volatile Organics by GC/MS - Westborough Lab						
Trichloroethene	99		ug/l	0.50	0.18	1
1,2-Dichlorobenzene	ND		ug/l	2.5	0.70	1
1,3-Dichlorobenzene	ND		ug/l	2.5	0.70	1
1,4-Dichlorobenzene	ND		ug/l	2.5	0.70	1
Methyl tert butyl ether	4.4		ug/l	2.5	0.70	1
p/m-Xylene	ND		ug/l	2.5	0.70	1
o-Xylene	ND		ug/l	2.5	0.70	1
Xylenes, Total	ND		ug/l	2.5	0.70	1
cis-1,2-Dichloroethene	13		ug/l	2.5	0.70	1
1,2-Dichloroethene, Total	13		ug/l	2.5	0.70	1
Dibromomethane	ND		ug/l	5.0	1.0	1
1,2,3-Trichloropropane	ND		ug/l	2.5	0.70	1
Acrylonitrile	ND		ug/l	5.0	1.5	1
Styrene	ND		ug/l	2.5	0.70	1
Dichlorodifluoromethane	ND		ug/l	5.0	1.0	1
Acetone	2.2	J	ug/l	5.0	1.5	1
Carbon disulfide	ND		ug/l	5.0	1.0	1
2-Butanone	ND		ug/l	5.0	1.9	1
Vinyl acetate	ND		ug/l	5.0	1.0	1
4-Methyl-2-pentanone	ND		ug/l	5.0	1.0	1
2-Hexanone	ND		ug/l	5.0	1.0	1
Bromochloromethane	ND		ug/l	2.5	0.70	1
2,2-Dichloropropane	ND		ug/l	2.5	0.70	1
1,2-Dibromoethane	ND		ug/l	2.0	0.65	1
1,3-Dichloropropane	ND		ug/l	2.5	0.70	1
1,1,1,2-Tetrachloroethane	ND		ug/l	2.5	0.70	1
Bromobenzene	ND		ug/l	2.5	0.70	1
n-Butylbenzene	ND		ug/l	2.5	0.70	1
sec-Butylbenzene	ND		ug/l	2.5	0.70	1
tert-Butylbenzene	ND		ug/l	2.5	0.70	1
o-Chlorotoluene	ND		ug/l	2.5	0.70	1
p-Chlorotoluene	ND		ug/l	2.5	0.70	1
1,2-Dibromo-3-chloropropane	ND		ug/l	2.5	0.70	1
Hexachlorobutadiene	ND		ug/l	2.5	0.70	1
Isopropylbenzene	ND		ug/l	2.5	0.70	1
p-Isopropyltoluene	2.5		ug/l	2.5	0.70	1
Naphthalene	0.74	J	ug/l	2.5	0.70	1

Project Name: FORMER COMMANDER OIL TERMINAL **Lab Number:** L1912094

Project Number: 28071.03 **Report Date:** 04/03/19

SAMPLE RESULTS

Lab ID: L1912094-01 Date Collected: 03/26/19 11:30

Client ID: MW-3 Date Received: 03/27/19

Sample Location: ONE COMMANDER SQUARE, OYSTER BAY, NY Field Prep: Not Specified

Sample Depth:

Parameter	Result	Qualifier	Units	RL	MDL	Dilution Factor
Volatile Organics by GC/MS - Westborough Lab						
n-Propylbenzene	ND		ug/l	2.5	0.70	1
1,2,3-Trichlorobenzene	ND		ug/l	2.5	0.70	1
1,2,4-Trichlorobenzene	ND		ug/l	2.5	0.70	1
1,3,5-Trimethylbenzene	ND		ug/l	2.5	0.70	1
1,2,4-Trimethylbenzene	0.94	J	ug/l	2.5	0.70	1
1,4-Dioxane	ND		ug/l	250	61.	1
p-Diethylbenzene	ND		ug/l	2.0	0.70	1
p-Ethyltoluene	ND		ug/l	2.0	0.70	1
1,2,4,5-Tetramethylbenzene	0.66	J	ug/l	2.0	0.54	1
Ethyl ether	ND		ug/l	2.5	0.70	1
trans-1,4-Dichloro-2-butene	ND		ug/l	2.5	0.70	1

Surrogate	% Recovery	Qualifier	Acceptance Criteria
1,2-Dichloroethane-d4	98		70-130
Toluene-d8	97		70-130
4-Bromofluorobenzene	96		70-130
Dibromofluoromethane	98		70-130

Project Name: FORMER COMMANDER OIL TERMINAL **Lab Number:** L1912094

Project Number: 28071.03 **Report Date:** 04/03/19

SAMPLE RESULTS

Lab ID: L1912094-02
Client ID: RW-3
Sample Location: ONE COMMANDER SQUARE, OYSTER BAY, NY

Date Collected: 03/26/19 12:51
Date Received: 03/27/19
Field Prep: Not Specified

Sample Depth:
Matrix: Water
Analytical Method: 1,8260C
Analytical Date: 04/01/19 16:59
Analyst: NLK

Parameter	Result	Qualifier	Units	RL	MDL	Dilution Factor
Volatile Organics by GC/MS - Westborough Lab						
Methylene chloride	ND		ug/l	2.5	0.70	1
1,1-Dichloroethane	ND		ug/l	2.5	0.70	1
Chloroform	ND		ug/l	2.5	0.70	1
Carbon tetrachloride	ND		ug/l	0.50	0.13	1
1,2-Dichloropropane	ND		ug/l	1.0	0.14	1
Dibromochloromethane	ND		ug/l	0.50	0.15	1
1,1,2-Trichloroethane	ND		ug/l	1.5	0.50	1
Tetrachloroethene	ND		ug/l	0.50	0.18	1
Chlorobenzene	ND		ug/l	2.5	0.70	1
Trichlorofluoromethane	ND		ug/l	2.5	0.70	1
1,2-Dichloroethane	ND		ug/l	0.50	0.13	1
1,1,1-Trichloroethane	ND		ug/l	2.5	0.70	1
Bromodichloromethane	ND		ug/l	0.50	0.19	1
trans-1,3-Dichloropropene	ND		ug/l	0.50	0.16	1
cis-1,3-Dichloropropene	ND		ug/l	0.50	0.14	1
1,3-Dichloropropene, Total	ND		ug/l	0.50	0.14	1
1,1-Dichloropropene	ND		ug/l	2.5	0.70	1
Bromoform	ND		ug/l	2.0	0.65	1
1,1,2,2-Tetrachloroethane	ND		ug/l	0.50	0.17	1
Benzene	ND		ug/l	0.50	0.16	1
Toluene	ND		ug/l	2.5	0.70	1
Ethylbenzene	ND		ug/l	2.5	0.70	1
Chloromethane	ND		ug/l	2.5	0.70	1
Bromomethane	ND		ug/l	2.5	0.70	1
Vinyl chloride	ND		ug/l	1.0	0.07	1
Chloroethane	ND		ug/l	2.5	0.70	1
1,1-Dichloroethene	ND		ug/l	0.50	0.17	1
trans-1,2-Dichloroethene	ND		ug/l	2.5	0.70	1

Project Name: FORMER COMMANDER OIL TERMINAL **Lab Number:** L1912094

Project Number: 28071.03 **Report Date:** 04/03/19

SAMPLE RESULTS

Lab ID: L1912094-02 Date Collected: 03/26/19 12:51

Client ID: RW-3 Date Received: 03/27/19

Sample Location: ONE COMMANDER SQUARE, OYSTER BAY, NY Field Prep: Not Specified

Sample Depth:

Parameter	Result	Qualifier	Units	RL	MDL	Dilution Factor
Volatile Organics by GC/MS - Westborough Lab						
Trichloroethene	0.18	J	ug/l	0.50	0.18	1
1,2-Dichlorobenzene	ND		ug/l	2.5	0.70	1
1,3-Dichlorobenzene	ND		ug/l	2.5	0.70	1
1,4-Dichlorobenzene	ND		ug/l	2.5	0.70	1
Methyl tert butyl ether	ND		ug/l	2.5	0.70	1
p/m-Xylene	ND		ug/l	2.5	0.70	1
o-Xylene	ND		ug/l	2.5	0.70	1
Xylenes, Total	ND		ug/l	2.5	0.70	1
cis-1,2-Dichloroethene	ND		ug/l	2.5	0.70	1
1,2-Dichloroethene, Total	ND		ug/l	2.5	0.70	1
Dibromomethane	ND		ug/l	5.0	1.0	1
1,2,3-Trichloropropane	ND		ug/l	2.5	0.70	1
Acrylonitrile	ND		ug/l	5.0	1.5	1
Styrene	ND		ug/l	2.5	0.70	1
Dichlorodifluoromethane	ND		ug/l	5.0	1.0	1
Acetone	ND		ug/l	5.0	1.5	1
Carbon disulfide	ND		ug/l	5.0	1.0	1
2-Butanone	ND		ug/l	5.0	1.9	1
Vinyl acetate	ND		ug/l	5.0	1.0	1
4-Methyl-2-pentanone	ND		ug/l	5.0	1.0	1
2-Hexanone	ND		ug/l	5.0	1.0	1
Bromochloromethane	ND		ug/l	2.5	0.70	1
2,2-Dichloropropane	ND		ug/l	2.5	0.70	1
1,2-Dibromoethane	ND		ug/l	2.0	0.65	1
1,3-Dichloropropane	ND		ug/l	2.5	0.70	1
1,1,1,2-Tetrachloroethane	ND		ug/l	2.5	0.70	1
Bromobenzene	ND		ug/l	2.5	0.70	1
n-Butylbenzene	ND		ug/l	2.5	0.70	1
sec-Butylbenzene	ND		ug/l	2.5	0.70	1
tert-Butylbenzene	ND		ug/l	2.5	0.70	1
o-Chlorotoluene	ND		ug/l	2.5	0.70	1
p-Chlorotoluene	ND		ug/l	2.5	0.70	1
1,2-Dibromo-3-chloropropane	ND		ug/l	2.5	0.70	1
Hexachlorobutadiene	ND		ug/l	2.5	0.70	1
Isopropylbenzene	ND		ug/l	2.5	0.70	1
p-Isopropyltoluene	ND		ug/l	2.5	0.70	1
Naphthalene	1.1	J	ug/l	2.5	0.70	1

Project Name: FORMER COMMANDER OIL TERMINAL **Lab Number:** L1912094

Project Number: 28071.03 **Report Date:** 04/03/19

SAMPLE RESULTS

Lab ID: L1912094-02 Date Collected: 03/26/19 12:51

Client ID: RW-3 Date Received: 03/27/19

Sample Location: ONE COMMANDER SQUARE, OYSTER BAY, NY Field Prep: Not Specified

Sample Depth:

Parameter	Result	Qualifier	Units	RL	MDL	Dilution Factor
Volatile Organics by GC/MS - Westborough Lab						
n-Propylbenzene	ND		ug/l	2.5	0.70	1
1,2,3-Trichlorobenzene	ND		ug/l	2.5	0.70	1
1,2,4-Trichlorobenzene	ND		ug/l	2.5	0.70	1
1,3,5-Trimethylbenzene	ND		ug/l	2.5	0.70	1
1,2,4-Trimethylbenzene	ND		ug/l	2.5	0.70	1
1,4-Dioxane	ND		ug/l	250	61.	1
p-Diethylbenzene	1.3	J	ug/l	2.0	0.70	1
p-Ethyltoluene	ND		ug/l	2.0	0.70	1
1,2,4,5-Tetramethylbenzene	1.6	J	ug/l	2.0	0.54	1
Ethyl ether	ND		ug/l	2.5	0.70	1
trans-1,4-Dichloro-2-butene	ND		ug/l	2.5	0.70	1

Surrogate	% Recovery	Qualifier	Acceptance Criteria
1,2-Dichloroethane-d4	97		70-130
Toluene-d8	97		70-130
4-Bromofluorobenzene	96		70-130
Dibromofluoromethane	99		70-130

Project Name: FORMER COMMANDER OIL TERMINAL **Lab Number:** L1912094

Project Number: 28071.03 **Report Date:** 04/03/19

SAMPLE RESULTS

Lab ID: L1912094-03
Client ID: RW-2
Sample Location: ONE COMMANDER SQUARE, OYSTER BAY, NY

Date Collected: 03/26/19 12:51
Date Received: 03/27/19
Field Prep: Not Specified

Sample Depth:
Matrix: Water
Analytical Method: 1,8260C
Analytical Date: 04/01/19 17:29
Analyst: NLK

Parameter	Result	Qualifier	Units	RL	MDL	Dilution Factor
Volatile Organics by GC/MS - Westborough Lab						
Methylene chloride	ND		ug/l	2.5	0.70	1
1,1-Dichloroethane	ND		ug/l	2.5	0.70	1
Chloroform	ND		ug/l	2.5	0.70	1
Carbon tetrachloride	ND		ug/l	0.50	0.13	1
1,2-Dichloropropane	ND		ug/l	1.0	0.14	1
Dibromochloromethane	ND		ug/l	0.50	0.15	1
1,1,2-Trichloroethane	ND		ug/l	1.5	0.50	1
Tetrachloroethene	0.20	J	ug/l	0.50	0.18	1
Chlorobenzene	ND		ug/l	2.5	0.70	1
Trichlorofluoromethane	ND		ug/l	2.5	0.70	1
1,2-Dichloroethane	ND		ug/l	0.50	0.13	1
1,1,1-Trichloroethane	ND		ug/l	2.5	0.70	1
Bromodichloromethane	ND		ug/l	0.50	0.19	1
trans-1,3-Dichloropropene	ND		ug/l	0.50	0.16	1
cis-1,3-Dichloropropene	ND		ug/l	0.50	0.14	1
1,3-Dichloropropene, Total	ND		ug/l	0.50	0.14	1
1,1-Dichloropropene	ND		ug/l	2.5	0.70	1
Bromoform	ND		ug/l	2.0	0.65	1
1,1,2,2-Tetrachloroethane	ND		ug/l	0.50	0.17	1
Benzene	1.7		ug/l	0.50	0.16	1
Toluene	ND		ug/l	2.5	0.70	1
Ethylbenzene	ND		ug/l	2.5	0.70	1
Chloromethane	ND		ug/l	2.5	0.70	1
Bromomethane	ND		ug/l	2.5	0.70	1
Vinyl chloride	ND		ug/l	1.0	0.07	1
Chloroethane	ND		ug/l	2.5	0.70	1
1,1-Dichloroethene	ND		ug/l	0.50	0.17	1
trans-1,2-Dichloroethene	ND		ug/l	2.5	0.70	1

Project Name: FORMER COMMANDER OIL TERMINAL **Lab Number:** L1912094

Project Number: 28071.03 **Report Date:** 04/03/19

SAMPLE RESULTS

Lab ID: L1912094-03 Date Collected: 03/26/19 12:51

Client ID: RW-2 Date Received: 03/27/19

Sample Location: ONE COMMANDER SQUARE, OYSTER BAY, NY Field Prep: Not Specified

Sample Depth:

Parameter	Result	Qualifier	Units	RL	MDL	Dilution Factor
Volatile Organics by GC/MS - Westborough Lab						
Trichloroethene	5.5		ug/l	0.50	0.18	1
1,2-Dichlorobenzene	ND		ug/l	2.5	0.70	1
1,3-Dichlorobenzene	ND		ug/l	2.5	0.70	1
1,4-Dichlorobenzene	ND		ug/l	2.5	0.70	1
Methyl tert butyl ether	2.2	J	ug/l	2.5	0.70	1
p/m-Xylene	ND		ug/l	2.5	0.70	1
o-Xylene	ND		ug/l	2.5	0.70	1
Xylenes, Total	ND		ug/l	2.5	0.70	1
cis-1,2-Dichloroethene	0.72	J	ug/l	2.5	0.70	1
1,2-Dichloroethene, Total	0.72	J	ug/l	2.5	0.70	1
Dibromomethane	ND		ug/l	5.0	1.0	1
1,2,3-Trichloropropane	ND		ug/l	2.5	0.70	1
Acrylonitrile	ND		ug/l	5.0	1.5	1
Styrene	ND		ug/l	2.5	0.70	1
Dichlorodifluoromethane	ND		ug/l	5.0	1.0	1
Acetone	ND		ug/l	5.0	1.5	1
Carbon disulfide	ND		ug/l	5.0	1.0	1
2-Butanone	ND		ug/l	5.0	1.9	1
Vinyl acetate	ND		ug/l	5.0	1.0	1
4-Methyl-2-pentanone	ND		ug/l	5.0	1.0	1
2-Hexanone	ND		ug/l	5.0	1.0	1
Bromochloromethane	ND		ug/l	2.5	0.70	1
2,2-Dichloropropane	ND		ug/l	2.5	0.70	1
1,2-Dibromoethane	ND		ug/l	2.0	0.65	1
1,3-Dichloropropane	ND		ug/l	2.5	0.70	1
1,1,1,2-Tetrachloroethane	ND		ug/l	2.5	0.70	1
Bromobenzene	ND		ug/l	2.5	0.70	1
n-Butylbenzene	ND		ug/l	2.5	0.70	1
sec-Butylbenzene	ND		ug/l	2.5	0.70	1
tert-Butylbenzene	ND		ug/l	2.5	0.70	1
o-Chlorotoluene	ND		ug/l	2.5	0.70	1
p-Chlorotoluene	ND		ug/l	2.5	0.70	1
1,2-Dibromo-3-chloropropane	ND		ug/l	2.5	0.70	1
Hexachlorobutadiene	ND		ug/l	2.5	0.70	1
Isopropylbenzene	ND		ug/l	2.5	0.70	1
p-Isopropyltoluene	ND		ug/l	2.5	0.70	1
Naphthalene	ND		ug/l	2.5	0.70	1

Project Name: FORMER COMMANDER OIL TERMINAL **Lab Number:** L1912094

Project Number: 28071.03 **Report Date:** 04/03/19

SAMPLE RESULTS

Lab ID: L1912094-03 Date Collected: 03/26/19 12:51

Client ID: RW-2 Date Received: 03/27/19

Sample Location: ONE COMMANDER SQUARE, OYSTER BAY, NY Field Prep: Not Specified

Sample Depth:

Parameter	Result	Qualifier	Units	RL	MDL	Dilution Factor
Volatile Organics by GC/MS - Westborough Lab						
n-Propylbenzene	ND		ug/l	2.5	0.70	1
1,2,3-Trichlorobenzene	ND		ug/l	2.5	0.70	1
1,2,4-Trichlorobenzene	ND		ug/l	2.5	0.70	1
1,3,5-Trimethylbenzene	ND		ug/l	2.5	0.70	1
1,2,4-Trimethylbenzene	ND		ug/l	2.5	0.70	1
1,4-Dioxane	ND		ug/l	250	61.	1
p-Diethylbenzene	ND		ug/l	2.0	0.70	1
p-Ethyltoluene	ND		ug/l	2.0	0.70	1
1,2,4,5-Tetramethylbenzene	ND		ug/l	2.0	0.54	1
Ethyl ether	ND		ug/l	2.5	0.70	1
trans-1,4-Dichloro-2-butene	ND		ug/l	2.5	0.70	1

Surrogate	% Recovery	Qualifier	Acceptance Criteria
1,2-Dichloroethane-d4	99		70-130
Toluene-d8	97		70-130
4-Bromofluorobenzene	97		70-130
Dibromofluoromethane	98		70-130

Project Name: FORMER COMMANDER OIL TERMINAL **Lab Number:** L1912094

Project Number: 28071.03 **Report Date:** 04/03/19

SAMPLE RESULTS

Lab ID: L1912094-04
Client ID: MW-25
Sample Location: ONE COMMANDER SQUARE, OYSTER BAY, NY

Date Collected: 03/26/19 10:50
Date Received: 03/27/19
Field Prep: Not Specified

Sample Depth:
Matrix: Water
Analytical Method: 1,8260C
Analytical Date: 04/01/19 17:59
Analyst: NLK

Parameter	Result	Qualifier	Units	RL	MDL	Dilution Factor
Volatile Organics by GC/MS - Westborough Lab						
Methylene chloride	ND		ug/l	2.5	0.70	1
1,1-Dichloroethane	ND		ug/l	2.5	0.70	1
Chloroform	ND		ug/l	2.5	0.70	1
Carbon tetrachloride	ND		ug/l	0.50	0.13	1
1,2-Dichloropropane	ND		ug/l	1.0	0.14	1
Dibromochloromethane	ND		ug/l	0.50	0.15	1
1,1,2-Trichloroethane	ND		ug/l	1.5	0.50	1
Tetrachloroethene	0.66		ug/l	0.50	0.18	1
Chlorobenzene	ND		ug/l	2.5	0.70	1
Trichlorofluoromethane	ND		ug/l	2.5	0.70	1
1,2-Dichloroethane	ND		ug/l	0.50	0.13	1
1,1,1-Trichloroethane	ND		ug/l	2.5	0.70	1
Bromodichloromethane	ND		ug/l	0.50	0.19	1
trans-1,3-Dichloropropene	ND		ug/l	0.50	0.16	1
cis-1,3-Dichloropropene	ND		ug/l	0.50	0.14	1
1,3-Dichloropropene, Total	ND		ug/l	0.50	0.14	1
1,1-Dichloropropene	ND		ug/l	2.5	0.70	1
Bromoform	ND		ug/l	2.0	0.65	1
1,1,2,2-Tetrachloroethane	ND		ug/l	0.50	0.17	1
Benzene	2.0		ug/l	0.50	0.16	1
Toluene	0.86	J	ug/l	2.5	0.70	1
Ethylbenzene	ND		ug/l	2.5	0.70	1
Chloromethane	ND		ug/l	2.5	0.70	1
Bromomethane	ND		ug/l	2.5	0.70	1
Vinyl chloride	5.3		ug/l	1.0	0.07	1
Chloroethane	ND		ug/l	2.5	0.70	1
1,1-Dichloroethene	ND		ug/l	0.50	0.17	1
trans-1,2-Dichloroethene	ND		ug/l	2.5	0.70	1

Project Name: FORMER COMMANDER OIL TERMINAL **Lab Number:** L1912094

Project Number: 28071.03 **Report Date:** 04/03/19

SAMPLE RESULTS

Lab ID: L1912094-04 Date Collected: 03/26/19 10:50

Client ID: MW-25 Date Received: 03/27/19

Sample Location: ONE COMMANDER SQUARE, OYSTER BAY, NY Field Prep: Not Specified

Sample Depth:

Parameter	Result	Qualifier	Units	RL	MDL	Dilution Factor
Volatile Organics by GC/MS - Westborough Lab						
Trichloroethene	500	E	ug/l	0.50	0.18	1
1,2-Dichlorobenzene	ND		ug/l	2.5	0.70	1
1,3-Dichlorobenzene	ND		ug/l	2.5	0.70	1
1,4-Dichlorobenzene	ND		ug/l	2.5	0.70	1
Methyl tert butyl ether	2.8		ug/l	2.5	0.70	1
p/m-Xylene	1.4	J	ug/l	2.5	0.70	1
o-Xylene	0.98	J	ug/l	2.5	0.70	1
Xylenes, Total	2.4	J	ug/l	2.5	0.70	1
cis-1,2-Dichloroethene	100		ug/l	2.5	0.70	1
1,2-Dichloroethene, Total	100		ug/l	2.5	0.70	1
Dibromomethane	ND		ug/l	5.0	1.0	1
1,2,3-Trichloropropane	ND		ug/l	2.5	0.70	1
Acrylonitrile	ND		ug/l	5.0	1.5	1
Styrene	ND		ug/l	2.5	0.70	1
Dichlorodifluoromethane	ND		ug/l	5.0	1.0	1
Acetone	5.3		ug/l	5.0	1.5	1
Carbon disulfide	ND		ug/l	5.0	1.0	1
2-Butanone	ND		ug/l	5.0	1.9	1
Vinyl acetate	ND		ug/l	5.0	1.0	1
4-Methyl-2-pentanone	ND		ug/l	5.0	1.0	1
2-Hexanone	ND		ug/l	5.0	1.0	1
Bromochloromethane	ND		ug/l	2.5	0.70	1
2,2-Dichloropropane	ND		ug/l	2.5	0.70	1
1,2-Dibromoethane	ND		ug/l	2.0	0.65	1
1,3-Dichloropropane	ND		ug/l	2.5	0.70	1
1,1,1,2-Tetrachloroethane	ND		ug/l	2.5	0.70	1
Bromobenzene	ND		ug/l	2.5	0.70	1
n-Butylbenzene	3.0		ug/l	2.5	0.70	1
sec-Butylbenzene	3.8		ug/l	2.5	0.70	1
tert-Butylbenzene	0.86	J	ug/l	2.5	0.70	1
o-Chlorotoluene	ND		ug/l	2.5	0.70	1
p-Chlorotoluene	ND		ug/l	2.5	0.70	1
1,2-Dibromo-3-chloropropane	ND		ug/l	2.5	0.70	1
Hexachlorobutadiene	ND		ug/l	2.5	0.70	1
Isopropylbenzene	5.4		ug/l	2.5	0.70	1
p-Isopropyltoluene	4.4		ug/l	2.5	0.70	1
Naphthalene	4.9		ug/l	2.5	0.70	1

Project Name: FORMER COMMANDER OIL TERMINAL **Lab Number:** L1912094

Project Number: 28071.03 **Report Date:** 04/03/19

SAMPLE RESULTS

Lab ID: L1912094-04 Date Collected: 03/26/19 10:50

Client ID: MW-25 Date Received: 03/27/19

Sample Location: ONE COMMANDER SQUARE, OYSTER BAY, NY Field Prep: Not Specified

Sample Depth:

Parameter	Result	Qualifier	Units	RL	MDL	Dilution Factor
Volatile Organics by GC/MS - Westborough Lab						
n-Propylbenzene	6.6		ug/l	2.5	0.70	1
1,2,3-Trichlorobenzene	ND		ug/l	2.5	0.70	1
1,2,4-Trichlorobenzene	ND		ug/l	2.5	0.70	1
1,3,5-Trimethylbenzene	0.89	J	ug/l	2.5	0.70	1
1,2,4-Trimethylbenzene	2.6		ug/l	2.5	0.70	1
1,4-Dioxane	ND		ug/l	250	61.	1
p-Diethylbenzene	5.1		ug/l	2.0	0.70	1
p-Ethyltoluene	1.5	J	ug/l	2.0	0.70	1
1,2,4,5-Tetramethylbenzene	25		ug/l	2.0	0.54	1
Ethyl ether	ND		ug/l	2.5	0.70	1
trans-1,4-Dichloro-2-butene	ND		ug/l	2.5	0.70	1

Surrogate	% Recovery	Qualifier	Acceptance Criteria
1,2-Dichloroethane-d4	97		70-130
Toluene-d8	98		70-130
4-Bromofluorobenzene	99		70-130
Dibromofluoromethane	97		70-130

Project Name: FORMER COMMANDER OIL TERMINAL **Lab Number:** L1912094

Project Number: 28071.03 **Report Date:** 04/03/19

SAMPLE RESULTS

Lab ID: L1912094-04 D
Client ID: MW-25
Sample Location: ONE COMMANDER SQUARE, OYSTER BAY, NY

Date Collected: 03/26/19 10:50
Date Received: 03/27/19
Field Prep: Not Specified

Sample Depth:
Matrix: Water
Analytical Method: 1,8260C
Analytical Date: 04/03/19 08:47
Analyst: PD

Parameter	Result	Qualifier	Units	RL	MDL	Dilution Factor
Volatile Organics by GC/MS - Westborough Lab						
Trichloroethene	340		ug/l	2.5	0.88	5

Surrogate	% Recovery	Qualifier	Acceptance Criteria
1,2-Dichloroethane-d4	100		70-130
Toluene-d8	104		70-130
4-Bromofluorobenzene	105		70-130
Dibromofluoromethane	100		70-130

Project Name: FORMER COMMANDER OIL TERMINAL **Lab Number:** L1912094

Project Number: 28071.03 **Report Date:** 04/03/19

SAMPLE RESULTS

Lab ID: L1912094-05
Client ID: MW-26
Sample Location: ONE COMMANDER SQUARE, OYSTER BAY, NY

Date Collected: 03/26/19 10:40
Date Received: 03/27/19
Field Prep: Not Specified

Sample Depth:
Matrix: Water
Analytical Method: 1,8260C
Analytical Date: 04/01/19 18:29
Analyst: NLK

Parameter	Result	Qualifier	Units	RL	MDL	Dilution Factor
Volatile Organics by GC/MS - Westborough Lab						
Methylene chloride	ND		ug/l	2.5	0.70	1
1,1-Dichloroethane	ND		ug/l	2.5	0.70	1
Chloroform	ND		ug/l	2.5	0.70	1
Carbon tetrachloride	ND		ug/l	0.50	0.13	1
1,2-Dichloropropane	ND		ug/l	1.0	0.14	1
Dibromochloromethane	ND		ug/l	0.50	0.15	1
1,1,2-Trichloroethane	ND		ug/l	1.5	0.50	1
Tetrachloroethene	ND		ug/l	0.50	0.18	1
Chlorobenzene	ND		ug/l	2.5	0.70	1
Trichlorofluoromethane	ND		ug/l	2.5	0.70	1
1,2-Dichloroethane	ND		ug/l	0.50	0.13	1
1,1,1-Trichloroethane	ND		ug/l	2.5	0.70	1
Bromodichloromethane	ND		ug/l	0.50	0.19	1
trans-1,3-Dichloropropene	ND		ug/l	0.50	0.16	1
cis-1,3-Dichloropropene	ND		ug/l	0.50	0.14	1
1,3-Dichloropropene, Total	ND		ug/l	0.50	0.14	1
1,1-Dichloropropene	ND		ug/l	2.5	0.70	1
Bromoform	ND		ug/l	2.0	0.65	1
1,1,2,2-Tetrachloroethane	ND		ug/l	0.50	0.17	1
Benzene	5.3		ug/l	0.50	0.16	1
Toluene	0.71	J	ug/l	2.5	0.70	1
Ethylbenzene	0.79	J	ug/l	2.5	0.70	1
Chloromethane	ND		ug/l	2.5	0.70	1
Bromomethane	ND		ug/l	2.5	0.70	1
Vinyl chloride	19		ug/l	1.0	0.07	1
Chloroethane	ND		ug/l	2.5	0.70	1
1,1-Dichloroethene	ND		ug/l	0.50	0.17	1
trans-1,2-Dichloroethene	ND		ug/l	2.5	0.70	1

Project Name: FORMER COMMANDER OIL TERMINAL **Lab Number:** L1912094

Project Number: 28071.03 **Report Date:** 04/03/19

SAMPLE RESULTS

Lab ID: L1912094-05 Date Collected: 03/26/19 10:40

Client ID: MW-26 Date Received: 03/27/19

Sample Location: ONE COMMANDER SQUARE, OYSTER BAY, NY Field Prep: Not Specified

Sample Depth:

Parameter	Result	Qualifier	Units	RL	MDL	Dilution Factor
Volatile Organics by GC/MS - Westborough Lab						
Trichloroethene	10		ug/l	0.50	0.18	1
1,2-Dichlorobenzene	ND		ug/l	2.5	0.70	1
1,3-Dichlorobenzene	ND		ug/l	2.5	0.70	1
1,4-Dichlorobenzene	ND		ug/l	2.5	0.70	1
Methyl tert butyl ether	4.4		ug/l	2.5	0.70	1
p/m-Xylene	1.1	J	ug/l	2.5	0.70	1
o-Xylene	ND		ug/l	2.5	0.70	1
Xylenes, Total	1.1	J	ug/l	2.5	0.70	1
cis-1,2-Dichloroethene	180		ug/l	2.5	0.70	1
1,2-Dichloroethene, Total	180		ug/l	2.5	0.70	1
Dibromomethane	ND		ug/l	5.0	1.0	1
1,2,3-Trichloropropane	ND		ug/l	2.5	0.70	1
Acrylonitrile	ND		ug/l	5.0	1.5	1
Styrene	ND		ug/l	2.5	0.70	1
Dichlorodifluoromethane	ND		ug/l	5.0	1.0	1
Acetone	9.1		ug/l	5.0	1.5	1
Carbon disulfide	ND		ug/l	5.0	1.0	1
2-Butanone	ND		ug/l	5.0	1.9	1
Vinyl acetate	ND		ug/l	5.0	1.0	1
4-Methyl-2-pentanone	ND		ug/l	5.0	1.0	1
2-Hexanone	ND		ug/l	5.0	1.0	1
Bromochloromethane	ND		ug/l	2.5	0.70	1
2,2-Dichloropropane	ND		ug/l	2.5	0.70	1
1,2-Dibromoethane	ND		ug/l	2.0	0.65	1
1,3-Dichloropropane	ND		ug/l	2.5	0.70	1
1,1,1,2-Tetrachloroethane	ND		ug/l	2.5	0.70	1
Bromobenzene	ND		ug/l	2.5	0.70	1
n-Butylbenzene	1.4	J	ug/l	2.5	0.70	1
sec-Butylbenzene	2.2	J	ug/l	2.5	0.70	1
tert-Butylbenzene	ND		ug/l	2.5	0.70	1
o-Chlorotoluene	ND		ug/l	2.5	0.70	1
p-Chlorotoluene	ND		ug/l	2.5	0.70	1
1,2-Dibromo-3-chloropropane	ND		ug/l	2.5	0.70	1
Hexachlorobutadiene	ND		ug/l	2.5	0.70	1
Isopropylbenzene	3.8		ug/l	2.5	0.70	1
p-Isopropyltoluene	ND		ug/l	2.5	0.70	1
Naphthalene	3.1		ug/l	2.5	0.70	1

Project Name: FORMER COMMANDER OIL TERMINAL **Lab Number:** L1912094

Project Number: 28071.03 **Report Date:** 04/03/19

SAMPLE RESULTS

Lab ID: L1912094-05 Date Collected: 03/26/19 10:40

Client ID: MW-26 Date Received: 03/27/19

Sample Location: ONE COMMANDER SQUARE, OYSTER BAY, NY Field Prep: Not Specified

Sample Depth:

Parameter	Result	Qualifier	Units	RL	MDL	Dilution Factor
Volatile Organics by GC/MS - Westborough Lab						
n-Propylbenzene	3.9		ug/l	2.5	0.70	1
1,2,3-Trichlorobenzene	ND		ug/l	2.5	0.70	1
1,2,4-Trichlorobenzene	ND		ug/l	2.5	0.70	1
1,3,5-Trimethylbenzene	ND		ug/l	2.5	0.70	1
1,2,4-Trimethylbenzene	2.2	J	ug/l	2.5	0.70	1
1,4-Dioxane	ND		ug/l	250	61.	1
p-Diethylbenzene	2.4		ug/l	2.0	0.70	1
p-Ethyltoluene	0.98	J	ug/l	2.0	0.70	1
1,2,4,5-Tetramethylbenzene	17		ug/l	2.0	0.54	1
Ethyl ether	ND		ug/l	2.5	0.70	1
trans-1,4-Dichloro-2-butene	ND		ug/l	2.5	0.70	1

Surrogate	% Recovery	Qualifier	Acceptance Criteria
1,2-Dichloroethane-d4	97		70-130
Toluene-d8	98		70-130
4-Bromofluorobenzene	98		70-130
Dibromofluoromethane	99		70-130

Project Name: FORMER COMMANDER OIL TERMINAL **Lab Number:** L1912094

Project Number: 28071.03 **Report Date:** 04/03/19

SAMPLE RESULTS

Lab ID: L1912094-06 D
Client ID: MW-31S
Sample Location: ONE COMMANDER SQUARE, OYSTER BAY, NY

Date Collected: 03/26/19 10:30
Date Received: 03/27/19
Field Prep: Not Specified

Sample Depth:
Matrix: Water
Analytical Method: 1,8260C
Analytical Date: 04/02/19 10:13
Analyst: PD

Parameter	Result	Qualifier	Units	RL	MDL	Dilution Factor
Volatile Organics by GC/MS - Westborough Lab						
Methylene chloride	ND		ug/l	1200	350	500
1,1-Dichloroethane	ND		ug/l	1200	350	500
Chloroform	ND		ug/l	1200	350	500
Carbon tetrachloride	ND		ug/l	250	67.	500
1,2-Dichloropropane	ND		ug/l	500	68.	500
Dibromochloromethane	ND		ug/l	250	74.	500
1,1,2-Trichloroethane	ND		ug/l	750	250	500
Tetrachloroethene	ND		ug/l	250	90.	500
Chlorobenzene	ND		ug/l	1200	350	500
Trichlorofluoromethane	ND		ug/l	1200	350	500
1,2-Dichloroethane	ND		ug/l	250	66.	500
1,1,1-Trichloroethane	ND		ug/l	1200	350	500
Bromodichloromethane	ND		ug/l	250	96.	500
trans-1,3-Dichloropropene	ND		ug/l	250	82.	500
cis-1,3-Dichloropropene	ND		ug/l	250	72.	500
1,3-Dichloropropene, Total	ND		ug/l	250	72.	500
1,1-Dichloropropene	ND		ug/l	1200	350	500
Bromoform	ND		ug/l	1000	320	500
1,1,2,2-Tetrachloroethane	ND		ug/l	250	84.	500
Benzene	ND		ug/l	250	80.	500
Toluene	ND		ug/l	1200	350	500
Ethylbenzene	ND		ug/l	1200	350	500
Chloromethane	ND		ug/l	1200	350	500
Bromomethane	ND		ug/l	1200	350	500
Vinyl chloride	6700		ug/l	500	36.	500
Chloroethane	ND		ug/l	1200	350	500
1,1-Dichloroethene	ND		ug/l	250	84.	500
trans-1,2-Dichloroethene	ND		ug/l	1200	350	500

Project Name: FORMER COMMANDER OIL TERMINAL **Lab Number:** L1912094

Project Number: 28071.03 **Report Date:** 04/03/19

SAMPLE RESULTS

Lab ID: L1912094-06 D Date Collected: 03/26/19 10:30

Client ID: MW-31S Date Received: 03/27/19

Sample Location: ONE COMMANDER SQUARE, OYSTER BAY, NY Field Prep: Not Specified

Sample Depth:

Parameter	Result	Qualifier	Units	RL	MDL	Dilution Factor
Volatile Organics by GC/MS - Westborough Lab						
Trichloroethene	64000		ug/l	250	88.	500
1,2-Dichlorobenzene	ND		ug/l	1200	350	500
1,3-Dichlorobenzene	ND		ug/l	1200	350	500
1,4-Dichlorobenzene	ND		ug/l	1200	350	500
Methyl tert butyl ether	ND		ug/l	1200	350	500
p/m-Xylene	ND		ug/l	1200	350	500
o-Xylene	ND		ug/l	1200	350	500
Xylenes, Total	ND		ug/l	1200	350	500
cis-1,2-Dichloroethene	74000		ug/l	1200	350	500
1,2-Dichloroethene, Total	74000		ug/l	1200	350	500
Dibromomethane	ND		ug/l	2500	500	500
1,2,3-Trichloropropane	ND		ug/l	1200	350	500
Acrylonitrile	ND		ug/l	2500	750	500
Styrene	ND		ug/l	1200	350	500
Dichlorodifluoromethane	ND		ug/l	2500	500	500
Acetone	ND		ug/l	2500	730	500
Carbon disulfide	ND		ug/l	2500	500	500
2-Butanone	ND		ug/l	2500	970	500
Vinyl acetate	ND		ug/l	2500	500	500
4-Methyl-2-pentanone	ND		ug/l	2500	500	500
2-Hexanone	ND		ug/l	2500	500	500
Bromochloromethane	ND		ug/l	1200	350	500
2,2-Dichloropropane	ND		ug/l	1200	350	500
1,2-Dibromoethane	ND		ug/l	1000	320	500
1,3-Dichloropropane	ND		ug/l	1200	350	500
1,1,1,2-Tetrachloroethane	ND		ug/l	1200	350	500
Bromobenzene	ND		ug/l	1200	350	500
n-Butylbenzene	ND		ug/l	1200	350	500
sec-Butylbenzene	ND		ug/l	1200	350	500
tert-Butylbenzene	ND		ug/l	1200	350	500
o-Chlorotoluene	ND		ug/l	1200	350	500
p-Chlorotoluene	ND		ug/l	1200	350	500
1,2-Dibromo-3-chloropropane	ND		ug/l	1200	350	500
Hexachlorobutadiene	ND		ug/l	1200	350	500
Isopropylbenzene	ND		ug/l	1200	350	500
p-Isopropyltoluene	ND		ug/l	1200	350	500
Naphthalene	ND		ug/l	1200	350	500

Project Name: FORMER COMMANDER OIL TERMINAL **Lab Number:** L1912094

Project Number: 28071.03 **Report Date:** 04/03/19

SAMPLE RESULTS

Lab ID: L1912094-06 D Date Collected: 03/26/19 10:30

Client ID: MW-31S Date Received: 03/27/19

Sample Location: ONE COMMANDER SQUARE, OYSTER BAY, NY Field Prep: Not Specified

Sample Depth:

Parameter	Result	Qualifier	Units	RL	MDL	Dilution Factor
Volatile Organics by GC/MS - Westborough Lab						
n-Propylbenzene	ND		ug/l	1200	350	500
1,2,3-Trichlorobenzene	ND		ug/l	1200	350	500
1,2,4-Trichlorobenzene	ND		ug/l	1200	350	500
1,3,5-Trimethylbenzene	ND		ug/l	1200	350	500
1,2,4-Trimethylbenzene	ND		ug/l	1200	350	500
1,4-Dioxane	ND		ug/l	120000	30000	500
p-Diethylbenzene	ND		ug/l	1000	350	500
p-Ethyltoluene	ND		ug/l	1000	350	500
1,2,4,5-Tetramethylbenzene	ND		ug/l	1000	270	500
Ethyl ether	ND		ug/l	1200	350	500
trans-1,4-Dichloro-2-butene	ND		ug/l	1200	350	500

Surrogate	% Recovery	Qualifier	Acceptance Criteria
1,2-Dichloroethane-d4	95		70-130
Toluene-d8	99		70-130
4-Bromofluorobenzene	98		70-130
Dibromofluoromethane	97		70-130

Project Name: FORMER COMMANDER OIL TERMINAL **Lab Number:** L1912094

Project Number: 28071.03 **Report Date:** 04/03/19

SAMPLE RESULTS

Lab ID: L1912094-07 D
Client ID: MW-31D
Sample Location: ONE COMMANDER SQUARE, OYSTER BAY, NY

Date Collected: 03/26/19 10:10
Date Received: 03/27/19
Field Prep: Not Specified

Sample Depth:
Matrix: Water
Analytical Method: 1,8260C
Analytical Date: 04/01/19 18:58
Analyst: NLK

Parameter	Result	Qualifier	Units	RL	MDL	Dilution Factor
Volatile Organics by GC/MS - Westborough Lab						
Methylene chloride	ND		ug/l	500	140	200
1,1-Dichloroethane	ND		ug/l	500	140	200
Chloroform	ND		ug/l	500	140	200
Carbon tetrachloride	ND		ug/l	100	27.	200
1,2-Dichloropropane	ND		ug/l	200	27.	200
Dibromochloromethane	ND		ug/l	100	30.	200
1,1,2-Trichloroethane	ND		ug/l	300	100	200
Tetrachloroethene	ND		ug/l	100	36.	200
Chlorobenzene	ND		ug/l	500	140	200
Trichlorofluoromethane	ND		ug/l	500	140	200
1,2-Dichloroethane	ND		ug/l	100	26.	200
1,1,1-Trichloroethane	ND		ug/l	500	140	200
Bromodichloromethane	ND		ug/l	100	38.	200
trans-1,3-Dichloropropene	ND		ug/l	100	33.	200
cis-1,3-Dichloropropene	ND		ug/l	100	29.	200
1,3-Dichloropropene, Total	ND		ug/l	100	29.	200
1,1-Dichloropropene	ND		ug/l	500	140	200
Bromoform	ND		ug/l	400	130	200
1,1,2,2-Tetrachloroethane	ND		ug/l	100	33.	200
Benzene	ND		ug/l	100	32.	200
Toluene	ND		ug/l	500	140	200
Ethylbenzene	ND		ug/l	500	140	200
Chloromethane	ND		ug/l	500	140	200
Bromomethane	ND		ug/l	500	140	200
Vinyl chloride	7800		ug/l	200	14.	200
Chloroethane	ND		ug/l	500	140	200
1,1-Dichloroethene	ND		ug/l	100	34.	200
trans-1,2-Dichloroethene	ND		ug/l	500	140	200

Project Name: FORMER COMMANDER OIL TERMINAL **Lab Number:** L1912094

Project Number: 28071.03 **Report Date:** 04/03/19

SAMPLE RESULTS

Lab ID: L1912094-07 D Date Collected: 03/26/19 10:10

Client ID: MW-31D Date Received: 03/27/19

Sample Location: ONE COMMANDER SQUARE, OYSTER BAY, NY Field Prep: Not Specified

Sample Depth:

Parameter	Result	Qualifier	Units	RL	MDL	Dilution Factor
Volatile Organics by GC/MS - Westborough Lab						
Trichloroethene	1400		ug/l	100	35.	200
1,2-Dichlorobenzene	ND		ug/l	500	140	200
1,3-Dichlorobenzene	ND		ug/l	500	140	200
1,4-Dichlorobenzene	ND		ug/l	500	140	200
Methyl tert butyl ether	ND		ug/l	500	140	200
p/m-Xylene	ND		ug/l	500	140	200
o-Xylene	ND		ug/l	500	140	200
Xylenes, Total	ND		ug/l	500	140	200
cis-1,2-Dichloroethene	28000		ug/l	500	140	200
1,2-Dichloroethene, Total	28000		ug/l	500	140	200
Dibromomethane	ND		ug/l	1000	200	200
1,2,3-Trichloropropane	ND		ug/l	500	140	200
Acrylonitrile	ND		ug/l	1000	300	200
Styrene	ND		ug/l	500	140	200
Dichlorodifluoromethane	ND		ug/l	1000	200	200
Acetone	ND		ug/l	1000	290	200
Carbon disulfide	ND		ug/l	1000	200	200
2-Butanone	ND		ug/l	1000	390	200
Vinyl acetate	ND		ug/l	1000	200	200
4-Methyl-2-pentanone	ND		ug/l	1000	200	200
2-Hexanone	ND		ug/l	1000	200	200
Bromochloromethane	ND		ug/l	500	140	200
2,2-Dichloropropane	ND		ug/l	500	140	200
1,2-Dibromoethane	ND		ug/l	400	130	200
1,3-Dichloropropane	ND		ug/l	500	140	200
1,1,1,2-Tetrachloroethane	ND		ug/l	500	140	200
Bromobenzene	ND		ug/l	500	140	200
n-Butylbenzene	ND		ug/l	500	140	200
sec-Butylbenzene	ND		ug/l	500	140	200
tert-Butylbenzene	ND		ug/l	500	140	200
o-Chlorotoluene	ND		ug/l	500	140	200
p-Chlorotoluene	ND		ug/l	500	140	200
1,2-Dibromo-3-chloropropane	ND		ug/l	500	140	200
Hexachlorobutadiene	ND		ug/l	500	140	200
Isopropylbenzene	ND		ug/l	500	140	200
p-Isopropyltoluene	ND		ug/l	500	140	200
Naphthalene	ND		ug/l	500	140	200

Project Name: FORMER COMMANDER OIL TERMINAL **Lab Number:** L1912094

Project Number: 28071.03 **Report Date:** 04/03/19

SAMPLE RESULTS

Lab ID: L1912094-07 D Date Collected: 03/26/19 10:10

Client ID: MW-31D Date Received: 03/27/19

Sample Location: ONE COMMANDER SQUARE, OYSTER BAY, NY Field Prep: Not Specified

Sample Depth:

Parameter	Result	Qualifier	Units	RL	MDL	Dilution Factor
Volatile Organics by GC/MS - Westborough Lab						
n-Propylbenzene	ND		ug/l	500	140	200
1,2,3-Trichlorobenzene	ND		ug/l	500	140	200
1,2,4-Trichlorobenzene	ND		ug/l	500	140	200
1,3,5-Trimethylbenzene	ND		ug/l	500	140	200
1,2,4-Trimethylbenzene	ND		ug/l	500	140	200
1,4-Dioxane	ND		ug/l	50000	12000	200
p-Diethylbenzene	ND		ug/l	400	140	200
p-Ethyltoluene	ND		ug/l	400	140	200
1,2,4,5-Tetramethylbenzene	ND		ug/l	400	110	200
Ethyl ether	ND		ug/l	500	140	200
trans-1,4-Dichloro-2-butene	ND		ug/l	500	140	200

Surrogate	% Recovery	Qualifier	Acceptance Criteria
1,2-Dichloroethane-d4	96		70-130
Toluene-d8	98		70-130
4-Bromofluorobenzene	97		70-130
Dibromofluoromethane	99		70-130

Project Name: FORMER COMMANDER OIL TERMINAL **Lab Number:** L1912094

Project Number: 28071.03 **Report Date:** 04/03/19

SAMPLE RESULTS

Lab ID: L1912094-08
Client ID: TRIP BLANK
Sample Location: ONE COMMANDER SQUARE, OYSTER BAY, NY

Date Collected: 03/26/19 00:00
Date Received: 03/27/19
Field Prep: Not Specified

Sample Depth:
Matrix: Water
Analytical Method: 1,8260C
Analytical Date: 04/01/19 16:00
Analyst: NLK

Parameter	Result	Qualifier	Units	RL	MDL	Dilution Factor
Volatile Organics by GC/MS - Westborough Lab						
Methylene chloride	ND		ug/l	2.5	0.70	1
1,1-Dichloroethane	ND		ug/l	2.5	0.70	1
Chloroform	ND		ug/l	2.5	0.70	1
Carbon tetrachloride	ND		ug/l	0.50	0.13	1
1,2-Dichloropropane	ND		ug/l	1.0	0.14	1
Dibromochloromethane	ND		ug/l	0.50	0.15	1
1,1,2-Trichloroethane	ND		ug/l	1.5	0.50	1
Tetrachloroethene	ND		ug/l	0.50	0.18	1
Chlorobenzene	ND		ug/l	2.5	0.70	1
Trichlorofluoromethane	ND		ug/l	2.5	0.70	1
1,2-Dichloroethane	ND		ug/l	0.50	0.13	1
1,1,1-Trichloroethane	ND		ug/l	2.5	0.70	1
Bromodichloromethane	ND		ug/l	0.50	0.19	1
trans-1,3-Dichloropropene	ND		ug/l	0.50	0.16	1
cis-1,3-Dichloropropene	ND		ug/l	0.50	0.14	1
1,3-Dichloropropene, Total	ND		ug/l	0.50	0.14	1
1,1-Dichloropropene	ND		ug/l	2.5	0.70	1
Bromoform	ND		ug/l	2.0	0.65	1
1,1,2,2-Tetrachloroethane	ND		ug/l	0.50	0.17	1
Benzene	ND		ug/l	0.50	0.16	1
Toluene	ND		ug/l	2.5	0.70	1
Ethylbenzene	ND		ug/l	2.5	0.70	1
Chloromethane	ND		ug/l	2.5	0.70	1
Bromomethane	ND		ug/l	2.5	0.70	1
Vinyl chloride	ND		ug/l	1.0	0.07	1
Chloroethane	ND		ug/l	2.5	0.70	1
1,1-Dichloroethene	ND		ug/l	0.50	0.17	1
trans-1,2-Dichloroethene	ND		ug/l	2.5	0.70	1

Project Name: FORMER COMMANDER OIL TERMINAL **Lab Number:** L1912094

Project Number: 28071.03 **Report Date:** 04/03/19

SAMPLE RESULTS

Lab ID: L1912094-08 Date Collected: 03/26/19 00:00

Client ID: TRIP BLANK Date Received: 03/27/19

Sample Location: ONE COMMANDER SQUARE, OYSTER BAY, NY Field Prep: Not Specified

Sample Depth:

Parameter	Result	Qualifier	Units	RL	MDL	Dilution Factor
Volatile Organics by GC/MS - Westborough Lab						
Trichloroethene	ND		ug/l	0.50	0.18	1
1,2-Dichlorobenzene	ND		ug/l	2.5	0.70	1
1,3-Dichlorobenzene	ND		ug/l	2.5	0.70	1
1,4-Dichlorobenzene	ND		ug/l	2.5	0.70	1
Methyl tert butyl ether	ND		ug/l	2.5	0.70	1
p/m-Xylene	ND		ug/l	2.5	0.70	1
o-Xylene	ND		ug/l	2.5	0.70	1
Xylenes, Total	ND		ug/l	2.5	0.70	1
cis-1,2-Dichloroethene	ND		ug/l	2.5	0.70	1
1,2-Dichloroethene, Total	ND		ug/l	2.5	0.70	1
Dibromomethane	ND		ug/l	5.0	1.0	1
1,2,3-Trichloropropane	ND		ug/l	2.5	0.70	1
Acrylonitrile	ND		ug/l	5.0	1.5	1
Styrene	ND		ug/l	2.5	0.70	1
Dichlorodifluoromethane	ND		ug/l	5.0	1.0	1
Acetone	2.1	J	ug/l	5.0	1.5	1
Carbon disulfide	ND		ug/l	5.0	1.0	1
2-Butanone	ND		ug/l	5.0	1.9	1
Vinyl acetate	ND		ug/l	5.0	1.0	1
4-Methyl-2-pentanone	ND		ug/l	5.0	1.0	1
2-Hexanone	ND		ug/l	5.0	1.0	1
Bromochloromethane	ND		ug/l	2.5	0.70	1
2,2-Dichloropropane	ND		ug/l	2.5	0.70	1
1,2-Dibromoethane	ND		ug/l	2.0	0.65	1
1,3-Dichloropropane	ND		ug/l	2.5	0.70	1
1,1,1,2-Tetrachloroethane	ND		ug/l	2.5	0.70	1
Bromobenzene	ND		ug/l	2.5	0.70	1
n-Butylbenzene	ND		ug/l	2.5	0.70	1
sec-Butylbenzene	ND		ug/l	2.5	0.70	1
tert-Butylbenzene	ND		ug/l	2.5	0.70	1
o-Chlorotoluene	ND		ug/l	2.5	0.70	1
p-Chlorotoluene	ND		ug/l	2.5	0.70	1
1,2-Dibromo-3-chloropropane	ND		ug/l	2.5	0.70	1
Hexachlorobutadiene	ND		ug/l	2.5	0.70	1
Isopropylbenzene	ND		ug/l	2.5	0.70	1
p-Isopropyltoluene	ND		ug/l	2.5	0.70	1
Naphthalene	ND		ug/l	2.5	0.70	1

Project Name: FORMER COMMANDER OIL TERMINAL **Lab Number:** L1912094

Project Number: 28071.03 **Report Date:** 04/03/19

SAMPLE RESULTS

Lab ID: L1912094-08 Date Collected: 03/26/19 00:00

Client ID: TRIP BLANK Date Received: 03/27/19

Sample Location: ONE COMMANDER SQUARE, OYSTER BAY, NY Field Prep: Not Specified

Sample Depth:

Parameter	Result	Qualifier	Units	RL	MDL	Dilution Factor
Volatile Organics by GC/MS - Westborough Lab						
n-Propylbenzene	ND		ug/l	2.5	0.70	1
1,2,3-Trichlorobenzene	ND		ug/l	2.5	0.70	1
1,2,4-Trichlorobenzene	ND		ug/l	2.5	0.70	1
1,3,5-Trimethylbenzene	ND		ug/l	2.5	0.70	1
1,2,4-Trimethylbenzene	ND		ug/l	2.5	0.70	1
1,4-Dioxane	ND		ug/l	250	61.	1
p-Diethylbenzene	ND		ug/l	2.0	0.70	1
p-Ethyltoluene	ND		ug/l	2.0	0.70	1
1,2,4,5-Tetramethylbenzene	ND		ug/l	2.0	0.54	1
Ethyl ether	ND		ug/l	2.5	0.70	1
trans-1,4-Dichloro-2-butene	ND		ug/l	2.5	0.70	1

Surrogate	% Recovery	Qualifier	Acceptance Criteria
1,2-Dichloroethane-d4	98		70-130
Toluene-d8	98		70-130
4-Bromofluorobenzene	97		70-130
Dibromofluoromethane	100		70-130

Project Name: FORMER COMMANDER OIL TERMINAL **Lab Number:** L1912094

Project Number: 28071.03 **Report Date:** 04/03/19

Method Blank Analysis
Batch Quality Control

Analytical Method: 1,8260C
Analytical Date: 04/02/19 09:43
Analyst: PD

Parameter	Result	Qualifier	Units	RL	MDL
Volatile Organics by GC/MS - Westborough Lab for sample(s): 06 Batch: WG1222152-5					
Methylene chloride	ND		ug/l	2.5	0.70
1,1-Dichloroethane	ND		ug/l	2.5	0.70
Chloroform	ND		ug/l	2.5	0.70
Carbon tetrachloride	ND		ug/l	0.50	0.13
1,2-Dichloropropane	ND		ug/l	1.0	0.14
Dibromochloromethane	ND		ug/l	0.50	0.15
1,1,2-Trichloroethane	ND		ug/l	1.5	0.50
Tetrachloroethene	ND		ug/l	0.50	0.18
Chlorobenzene	ND		ug/l	2.5	0.70
Trichlorofluoromethane	ND		ug/l	2.5	0.70
1,2-Dichloroethane	ND		ug/l	0.50	0.13
1,1,1-Trichloroethane	ND		ug/l	2.5	0.70
Bromodichloromethane	ND		ug/l	0.50	0.19
trans-1,3-Dichloropropene	ND		ug/l	0.50	0.16
cis-1,3-Dichloropropene	ND		ug/l	0.50	0.14
1,3-Dichloropropene, Total	ND		ug/l	0.50	0.14
1,1-Dichloropropene	ND		ug/l	2.5	0.70
Bromoform	ND		ug/l	2.0	0.65
1,1,2,2-Tetrachloroethane	ND		ug/l	0.50	0.17
Benzene	ND		ug/l	0.50	0.16
Toluene	ND		ug/l	2.5	0.70
Ethylbenzene	ND		ug/l	2.5	0.70
Chloromethane	ND		ug/l	2.5	0.70
Bromomethane	ND		ug/l	2.5	0.70
Vinyl chloride	ND		ug/l	1.0	0.07
Chloroethane	ND		ug/l	2.5	0.70
1,1-Dichloroethene	ND		ug/l	0.50	0.17
trans-1,2-Dichloroethene	ND		ug/l	2.5	0.70
Trichloroethene	ND		ug/l	0.50	0.18

Project Name: FORMER COMMANDER OIL TERMINAL **Lab Number:** L1912094

Project Number: 28071.03 **Report Date:** 04/03/19

Method Blank Analysis
Batch Quality Control

Analytical Method: 1,8260C
Analytical Date: 04/02/19 09:43
Analyst: PD

Parameter	Result	Qualifier	Units	RL	MDL
Volatile Organics by GC/MS - Westborough Lab for sample(s): 06 Batch: WG1222152-5					
1,2-Dichlorobenzene	ND		ug/l	2.5	0.70
1,3-Dichlorobenzene	ND		ug/l	2.5	0.70
1,4-Dichlorobenzene	ND		ug/l	2.5	0.70
Methyl tert butyl ether	ND		ug/l	2.5	0.70
p/m-Xylene	ND		ug/l	2.5	0.70
o-Xylene	ND		ug/l	2.5	0.70
Xylenes, Total	ND		ug/l	2.5	0.70
cis-1,2-Dichloroethene	ND		ug/l	2.5	0.70
1,2-Dichloroethene, Total	ND		ug/l	2.5	0.70
Dibromomethane	ND		ug/l	5.0	1.0
1,2,3-Trichloropropane	ND		ug/l	2.5	0.70
Acrylonitrile	ND		ug/l	5.0	1.5
Styrene	ND		ug/l	2.5	0.70
Dichlorodifluoromethane	ND		ug/l	5.0	1.0
Acetone	ND		ug/l	5.0	1.5
Carbon disulfide	ND		ug/l	5.0	1.0
2-Butanone	ND		ug/l	5.0	1.9
Vinyl acetate	ND		ug/l	5.0	1.0
4-Methyl-2-pentanone	ND		ug/l	5.0	1.0
2-Hexanone	ND		ug/l	5.0	1.0
Bromochloromethane	ND		ug/l	2.5	0.70
2,2-Dichloropropane	ND		ug/l	2.5	0.70
1,2-Dibromoethane	ND		ug/l	2.0	0.65
1,3-Dichloropropane	ND		ug/l	2.5	0.70
1,1,1,2-Tetrachloroethane	ND		ug/l	2.5	0.70
Bromobenzene	ND		ug/l	2.5	0.70
n-Butylbenzene	ND		ug/l	2.5	0.70
sec-Butylbenzene	ND		ug/l	2.5	0.70
tert-Butylbenzene	ND		ug/l	2.5	0.70

Project Name: FORMER COMMANDER OIL TERMINAL **Lab Number:** L1912094

Project Number: 28071.03 **Report Date:** 04/03/19

Method Blank Analysis
Batch Quality Control

Analytical Method: 1,8260C
Analytical Date: 04/02/19 09:43
Analyst: PD

Parameter	Result	Qualifier	Units	RL	MDL
Volatile Organics by GC/MS - Westborough Lab for sample(s): 06 Batch: WG1222152-5					
o-Chlorotoluene	ND		ug/l	2.5	0.70
p-Chlorotoluene	ND		ug/l	2.5	0.70
1,2-Dibromo-3-chloropropane	ND		ug/l	2.5	0.70
Hexachlorobutadiene	ND		ug/l	2.5	0.70
Isopropylbenzene	ND		ug/l	2.5	0.70
p-Isopropyltoluene	ND		ug/l	2.5	0.70
Naphthalene	ND		ug/l	2.5	0.70
n-Propylbenzene	ND		ug/l	2.5	0.70
1,2,3-Trichlorobenzene	ND		ug/l	2.5	0.70
1,2,4-Trichlorobenzene	ND		ug/l	2.5	0.70
1,3,5-Trimethylbenzene	ND		ug/l	2.5	0.70
1,2,4-Trimethylbenzene	ND		ug/l	2.5	0.70
1,4-Dioxane	ND		ug/l	250	61.
p-Diethylbenzene	ND		ug/l	2.0	0.70
p-Ethyltoluene	ND		ug/l	2.0	0.70
1,2,4,5-Tetramethylbenzene	ND		ug/l	2.0	0.54
Ethyl ether	ND		ug/l	2.5	0.70
trans-1,4-Dichloro-2-butene	ND		ug/l	2.5	0.70

Surrogate	%Recovery	Qualifier	Acceptance Criteria
1,2-Dichloroethane-d4	96		70-130
Toluene-d8	97		70-130
4-Bromofluorobenzene	99		70-130
Dibromofluoromethane	99		70-130

Project Name: FORMER COMMANDER OIL TERMINAL **Lab Number:** L1912094

Project Number: 28071.03 **Report Date:** 04/03/19

Method Blank Analysis
Batch Quality Control

Analytical Method: 1,8260C
Analytical Date: 04/01/19 09:33
Analyst: PD

Parameter	Result	Qualifier	Units	RL	MDL
Volatile Organics by GC/MS - Westborough Lab for sample(s): 01-05,07-08 Batch: WG1222158-5					
Methylene chloride	ND		ug/l	2.5	0.70
1,1-Dichloroethane	ND		ug/l	2.5	0.70
Chloroform	ND		ug/l	2.5	0.70
Carbon tetrachloride	ND		ug/l	0.50	0.13
1,2-Dichloropropane	ND		ug/l	1.0	0.14
Dibromochloromethane	ND		ug/l	0.50	0.15
1,1,2-Trichloroethane	ND		ug/l	1.5	0.50
Tetrachloroethene	ND		ug/l	0.50	0.18
Chlorobenzene	ND		ug/l	2.5	0.70
Trichlorofluoromethane	ND		ug/l	2.5	0.70
1,2-Dichloroethane	ND		ug/l	0.50	0.13
1,1,1-Trichloroethane	ND		ug/l	2.5	0.70
Bromodichloromethane	ND		ug/l	0.50	0.19
trans-1,3-Dichloropropene	ND		ug/l	0.50	0.16
cis-1,3-Dichloropropene	ND		ug/l	0.50	0.14
1,3-Dichloropropene, Total	ND		ug/l	0.50	0.14
1,1-Dichloropropene	ND		ug/l	2.5	0.70
Bromoform	ND		ug/l	2.0	0.65
1,1,2,2-Tetrachloroethane	ND		ug/l	0.50	0.17
Benzene	ND		ug/l	0.50	0.16
Toluene	ND		ug/l	2.5	0.70
Ethylbenzene	ND		ug/l	2.5	0.70
Chloromethane	ND		ug/l	2.5	0.70
Bromomethane	ND		ug/l	2.5	0.70
Vinyl chloride	ND		ug/l	1.0	0.07
Chloroethane	ND		ug/l	2.5	0.70
1,1-Dichloroethene	ND		ug/l	0.50	0.17
trans-1,2-Dichloroethene	ND		ug/l	2.5	0.70
Trichloroethene	ND		ug/l	0.50	0.18

Project Name: FORMER COMMANDER OIL TERMINAL **Lab Number:** L1912094

Project Number: 28071.03 **Report Date:** 04/03/19

Method Blank Analysis
Batch Quality Control

Analytical Method: 1,8260C
Analytical Date: 04/01/19 09:33
Analyst: PD

Parameter	Result	Qualifier	Units	RL	MDL
Volatile Organics by GC/MS - Westborough Lab for sample(s): 01-05,07-08 Batch: WG1222158-5					
1,2-Dichlorobenzene	ND		ug/l	2.5	0.70
1,3-Dichlorobenzene	ND		ug/l	2.5	0.70
1,4-Dichlorobenzene	ND		ug/l	2.5	0.70
Methyl tert butyl ether	ND		ug/l	2.5	0.70
p/m-Xylene	ND		ug/l	2.5	0.70
o-Xylene	ND		ug/l	2.5	0.70
Xylenes, Total	ND		ug/l	2.5	0.70
cis-1,2-Dichloroethene	ND		ug/l	2.5	0.70
1,2-Dichloroethene, Total	ND		ug/l	2.5	0.70
Dibromomethane	ND		ug/l	5.0	1.0
1,2,3-Trichloropropane	ND		ug/l	2.5	0.70
Acrylonitrile	ND		ug/l	5.0	1.5
Styrene	ND		ug/l	2.5	0.70
Dichlorodifluoromethane	ND		ug/l	5.0	1.0
Acetone	ND		ug/l	5.0	1.5
Carbon disulfide	ND		ug/l	5.0	1.0
2-Butanone	ND		ug/l	5.0	1.9
Vinyl acetate	ND		ug/l	5.0	1.0
4-Methyl-2-pentanone	ND		ug/l	5.0	1.0
2-Hexanone	ND		ug/l	5.0	1.0
Bromochloromethane	ND		ug/l	2.5	0.70
2,2-Dichloropropane	ND		ug/l	2.5	0.70
1,2-Dibromoethane	ND		ug/l	2.0	0.65
1,3-Dichloropropane	ND		ug/l	2.5	0.70
1,1,1,2-Tetrachloroethane	ND		ug/l	2.5	0.70
Bromobenzene	ND		ug/l	2.5	0.70
n-Butylbenzene	ND		ug/l	2.5	0.70
sec-Butylbenzene	ND		ug/l	2.5	0.70
tert-Butylbenzene	ND		ug/l	2.5	0.70

Project Name: FORMER COMMANDER OIL TERMINAL **Lab Number:** L1912094

Project Number: 28071.03 **Report Date:** 04/03/19

Method Blank Analysis
Batch Quality Control

Analytical Method: 1,8260C
Analytical Date: 04/01/19 09:33
Analyst: PD

Parameter	Result	Qualifier	Units	RL	MDL
Volatile Organics by GC/MS - Westborough Lab for sample(s): 01-05,07-08 Batch: WG1222158-5					
o-Chlorotoluene	ND		ug/l	2.5	0.70
p-Chlorotoluene	ND		ug/l	2.5	0.70
1,2-Dibromo-3-chloropropane	ND		ug/l	2.5	0.70
Hexachlorobutadiene	ND		ug/l	2.5	0.70
Isopropylbenzene	ND		ug/l	2.5	0.70
p-Isopropyltoluene	ND		ug/l	2.5	0.70
Naphthalene	ND		ug/l	2.5	0.70
n-Propylbenzene	ND		ug/l	2.5	0.70
1,2,3-Trichlorobenzene	ND		ug/l	2.5	0.70
1,2,4-Trichlorobenzene	ND		ug/l	2.5	0.70
1,3,5-Trimethylbenzene	ND		ug/l	2.5	0.70
1,2,4-Trimethylbenzene	ND		ug/l	2.5	0.70
1,4-Dioxane	ND		ug/l	250	61.
p-Diethylbenzene	ND		ug/l	2.0	0.70
p-Ethyltoluene	ND		ug/l	2.0	0.70
1,2,4,5-Tetramethylbenzene	ND		ug/l	2.0	0.54
Ethyl ether	ND		ug/l	2.5	0.70
trans-1,4-Dichloro-2-butene	ND		ug/l	2.5	0.70

Surrogate	%Recovery	Qualifier	Acceptance Criteria
1,2-Dichloroethane-d4	98		70-130
Toluene-d8	96		70-130
4-Bromofluorobenzene	97		70-130
Dibromofluoromethane	101		70-130

Project Name: FORMER COMMANDER OIL TERMINAL **Lab Number:** L1912094

Project Number: 28071.03 **Report Date:** 04/03/19

Method Blank Analysis
Batch Quality Control

Analytical Method: 1,8260C
Analytical Date: 04/03/19 08:11
Analyst: PD

Parameter	Result	Qualifier	Units	RL	MDL
Volatile Organics by GC/MS - Westborough Lab for sample(s): 04 Batch: WG1222552-5					
Methylene chloride	ND		ug/l	2.5	0.70
1,1-Dichloroethane	ND		ug/l	2.5	0.70
Chloroform	ND		ug/l	2.5	0.70
Carbon tetrachloride	ND		ug/l	0.50	0.13
1,2-Dichloropropane	ND		ug/l	1.0	0.14
Dibromochloromethane	ND		ug/l	0.50	0.15
1,1,2-Trichloroethane	ND		ug/l	1.5	0.50
Tetrachloroethene	ND		ug/l	0.50	0.18
Chlorobenzene	ND		ug/l	2.5	0.70
Trichlorofluoromethane	ND		ug/l	2.5	0.70
1,2-Dichloroethane	ND		ug/l	0.50	0.13
1,1,1-Trichloroethane	ND		ug/l	2.5	0.70
Bromodichloromethane	ND		ug/l	0.50	0.19
trans-1,3-Dichloropropene	ND		ug/l	0.50	0.16
cis-1,3-Dichloropropene	ND		ug/l	0.50	0.14
1,3-Dichloropropene, Total	ND		ug/l	0.50	0.14
1,1-Dichloropropene	ND		ug/l	2.5	0.70
Bromoform	ND		ug/l	2.0	0.65
1,1,2,2-Tetrachloroethane	ND		ug/l	0.50	0.17
Benzene	ND		ug/l	0.50	0.16
Toluene	ND		ug/l	2.5	0.70
Ethylbenzene	ND		ug/l	2.5	0.70
Chloromethane	ND		ug/l	2.5	0.70
Bromomethane	ND		ug/l	2.5	0.70
Vinyl chloride	ND		ug/l	1.0	0.07
Chloroethane	ND		ug/l	2.5	0.70
1,1-Dichloroethene	ND		ug/l	0.50	0.17
trans-1,2-Dichloroethene	ND		ug/l	2.5	0.70
Trichloroethene	ND		ug/l	0.50	0.18

Project Name: FORMER COMMANDER OIL TERMINAL **Lab Number:** L1912094

Project Number: 28071.03 **Report Date:** 04/03/19

Method Blank Analysis
Batch Quality Control

Analytical Method: 1,8260C
Analytical Date: 04/03/19 08:11
Analyst: PD

Parameter	Result	Qualifier	Units	RL	MDL
Volatile Organics by GC/MS - Westborough Lab for sample(s): 04 Batch: WG1222552-5					
1,2-Dichlorobenzene	ND		ug/l	2.5	0.70
1,3-Dichlorobenzene	ND		ug/l	2.5	0.70
1,4-Dichlorobenzene	ND		ug/l	2.5	0.70
Methyl tert butyl ether	ND		ug/l	2.5	0.70
p/m-Xylene	ND		ug/l	2.5	0.70
o-Xylene	ND		ug/l	2.5	0.70
Xylenes, Total	ND		ug/l	2.5	0.70
cis-1,2-Dichloroethene	ND		ug/l	2.5	0.70
1,2-Dichloroethene, Total	ND		ug/l	2.5	0.70
Dibromomethane	ND		ug/l	5.0	1.0
1,2,3-Trichloropropane	ND		ug/l	2.5	0.70
Acrylonitrile	ND		ug/l	5.0	1.5
Styrene	ND		ug/l	2.5	0.70
Dichlorodifluoromethane	ND		ug/l	5.0	1.0
Acetone	ND		ug/l	5.0	1.5
Carbon disulfide	ND		ug/l	5.0	1.0
2-Butanone	ND		ug/l	5.0	1.9
Vinyl acetate	ND		ug/l	5.0	1.0
4-Methyl-2-pentanone	ND		ug/l	5.0	1.0
2-Hexanone	ND		ug/l	5.0	1.0
Bromochloromethane	ND		ug/l	2.5	0.70
2,2-Dichloropropane	ND		ug/l	2.5	0.70
1,2-Dibromoethane	ND		ug/l	2.0	0.65
1,3-Dichloropropane	ND		ug/l	2.5	0.70
1,1,1,2-Tetrachloroethane	ND		ug/l	2.5	0.70
Bromobenzene	ND		ug/l	2.5	0.70
n-Butylbenzene	ND		ug/l	2.5	0.70
sec-Butylbenzene	ND		ug/l	2.5	0.70
tert-Butylbenzene	ND		ug/l	2.5	0.70

Project Name: FORMER COMMANDER OIL TERMINAL **Lab Number:** L1912094

Project Number: 28071.03 **Report Date:** 04/03/19

Method Blank Analysis
Batch Quality Control

Analytical Method: 1,8260C
Analytical Date: 04/03/19 08:11
Analyst: PD

Parameter	Result	Qualifier	Units	RL	MDL
Volatile Organics by GC/MS - Westborough Lab for sample(s): 04 Batch: WG1222552-5					
o-Chlorotoluene	ND		ug/l	2.5	0.70
p-Chlorotoluene	ND		ug/l	2.5	0.70
1,2-Dibromo-3-chloropropane	ND		ug/l	2.5	0.70
Hexachlorobutadiene	ND		ug/l	2.5	0.70
Isopropylbenzene	ND		ug/l	2.5	0.70
p-Isopropyltoluene	ND		ug/l	2.5	0.70
Naphthalene	ND		ug/l	2.5	0.70
n-Propylbenzene	ND		ug/l	2.5	0.70
1,2,3-Trichlorobenzene	ND		ug/l	2.5	0.70
1,2,4-Trichlorobenzene	ND		ug/l	2.5	0.70
1,3,5-Trimethylbenzene	ND		ug/l	2.5	0.70
1,2,4-Trimethylbenzene	ND		ug/l	2.5	0.70
1,4-Dioxane	ND		ug/l	250	61.
p-Diethylbenzene	ND		ug/l	2.0	0.70
p-Ethyltoluene	ND		ug/l	2.0	0.70
1,2,4,5-Tetramethylbenzene	ND		ug/l	2.0	0.54
Ethyl ether	ND		ug/l	2.5	0.70
trans-1,4-Dichloro-2-butene	ND		ug/l	2.5	0.70

Surrogate	%Recovery	Qualifier	Acceptance Criteria
1,2-Dichloroethane-d4	103		70-130
Toluene-d8	99		70-130
4-Bromofluorobenzene	102		70-130
Dibromofluoromethane	102		70-130

Lab Control Sample Analysis
Batch Quality Control

Project Name: FORMER COMMANDER OIL TERMINAL
Project Number: 28071.03
Lab Number: L1912094
Report Date: 04/03/19

Parameter	LCS %Recovery	Qual	LCSD %Recovery	Qual	%Recovery Limits	RPD	Qual	RPD Limits
Volatile Organics by GC/MS - Westborough Lab Associated sample(s): 06 Batch: WG1222152-3 WG1222152-4								
Methylene chloride	110		110		70-130	0		20
1,1-Dichloroethane	110		110		70-130	0		20
Chloroform	110		110		70-130	0		20
Carbon tetrachloride	100		100		63-132	0		20
1,2-Dichloropropane	120		120		70-130	0		20
Dibromochloromethane	110		110		63-130	0		20
1,1,2-Trichloroethane	110		110		70-130	0		20
Tetrachloroethene	110		110		70-130	0		20
Chlorobenzene	110		110		75-130	0		20
Trichlorofluoromethane	98		99		62-150	1		20
1,2-Dichloroethane	110		110		70-130	0		20
1,1,1-Trichloroethane	100		110		67-130	10		20
Bromodichloromethane	110		110		67-130	0		20
trans-1,3-Dichloropropene	100		100		70-130	0		20
cis-1,3-Dichloropropene	110		110		70-130	0		20
1,1-Dichloropropene	100		110		70-130	10		20
Bromoform	110		110		54-136	0		20
1,1,2,2-Tetrachloroethane	110		110		67-130	0		20
Benzene	110		110		70-130	0		20
Toluene	110		110		70-130	0		20
Ethylbenzene	110		110		70-130	0		20
Chloromethane	95		96		64-130	1		20
Bromomethane	67		64		39-139	5		20

Lab Control Sample Analysis
Batch Quality Control

Project Name: FORMER COMMANDER OIL TERMINAL
Project Number: 28071.03
Lab Number: L1912094
Report Date: 04/03/19

Parameter	LCS %Recovery	Qual	LCSD %Recovery	Qual	%Recovery Limits	RPD	Qual	RPD Limits
Volatile Organics by GC/MS - Westborough Lab Associated sample(s): 06 Batch: WG1222152-3 WG1222152-4								
Vinyl chloride	110		110		55-140	0		20
Chloroethane	100		100		55-138	0		20
1,1-Dichloroethene	100		100		61-145	0		20
trans-1,2-Dichloroethene	110		110		70-130	0		20
Trichloroethene	110		110		70-130	0		20
1,2-Dichlorobenzene	110		110		70-130	0		20
1,3-Dichlorobenzene	110		110		70-130	0		20
1,4-Dichlorobenzene	110		110		70-130	0		20
Methyl tert butyl ether	100		100		63-130	0		20
p/m-Xylene	110		110		70-130	0		20
o-Xylene	110		115		70-130	4		20
cis-1,2-Dichloroethene	110		110		70-130	0		20
Dibromomethane	100		100		70-130	0		20
1,2,3-Trichloropropane	110		110		64-130	0		20
Acrylonitrile	100		110		70-130	10		20
Styrene	110		110		70-130	0		20
Dichlorodifluoromethane	140		140		36-147	0		20
Acetone	110		110		58-148	0		20
Carbon disulfide	120		120		51-130	0		20
2-Butanone	80		81		63-138	1		20
Vinyl acetate	99		100		70-130	1		20
4-Methyl-2-pentanone	120		120		59-130	0		20
2-Hexanone	97		97		57-130	0		20

Lab Control Sample Analysis
Batch Quality Control

Project Name: FORMER COMMANDER OIL TERMINAL
Project Number: 28071.03
Lab Number: L1912094
Report Date: 04/03/19

Parameter	LCS %Recovery	Qual	LCSD %Recovery	Qual	%Recovery Limits	RPD	Qual	RPD Limits
Volatile Organics by GC/MS - Westborough Lab Associated sample(s): 06 Batch: WG1222152-3 WG1222152-4								
Bromochloromethane	120		120		70-130	0		20
2,2-Dichloropropane	100		100		63-133	0		20
1,2-Dibromoethane	110		110		70-130	0		20
1,3-Dichloropropane	110		110		70-130	0		20
1,1,1,2-Tetrachloroethane	110		110		64-130	0		20
Bromobenzene	110		120		70-130	9		20
n-Butylbenzene	110		110		53-136	0		20
sec-Butylbenzene	110		110		70-130	0		20
tert-Butylbenzene	120		120		70-130	0		20
o-Chlorotoluene	100		110		70-130	10		20
p-Chlorotoluene	110		110		70-130	0		20
1,2-Dibromo-3-chloropropane	110		110		41-144	0		20
Hexachlorobutadiene	120		120		63-130	0		20
Isopropylbenzene	110		110		70-130	0		20
p-Isopropyltoluene	120		120		70-130	0		20
Naphthalene	110		110		70-130	0		20
n-Propylbenzene	110		110		69-130	0		20
1,2,3-Trichlorobenzene	110		110		70-130	0		20
1,2,4-Trichlorobenzene	110		110		70-130	0		20
1,3,5-Trimethylbenzene	110		110		64-130	0		20
1,2,4-Trimethylbenzene	110		110		70-130	0		20
1,4-Dioxane	132		124		56-162	6		20
p-Diethylbenzene	120		120		70-130	0		20

Lab Control Sample Analysis
Batch Quality Control

Project Name: FORMER COMMANDER OIL TERMINAL
Project Number: 28071.03
Lab Number: L1912094
Report Date: 04/03/19

Parameter	LCS %Recovery	Qual	LCSD %Recovery	Qual	%Recovery Limits	RPD	Qual	RPD Limits
Volatile Organics by GC/MS - Westborough Lab Associated sample(s): 06 Batch: WG1222152-3 WG1222152-4								
p-Ethyltoluene	110		110		70-130	0		20
1,2,4,5-Tetramethylbenzene	110		120		70-130	9		20
Ethyl ether	96		99		59-134	3		20
trans-1,4-Dichloro-2-butene	92		95		70-130	3		20

Surrogate	LCS %Recovery	Qual	LCSD %Recovery	Qual	Acceptance Criteria
1,2-Dichloroethane-d4	99		98		70-130
Toluene-d8	99		99		70-130
4-Bromofluorobenzene	101		101		70-130
Dibromofluoromethane	99		97		70-130

Lab Control Sample Analysis
Batch Quality Control

Project Name: FORMER COMMANDER OIL TERMINAL
Project Number: 28071.03
Lab Number: L1912094
Report Date: 04/03/19

Parameter	LCS %Recovery	Qual	LCSD %Recovery	Qual	%Recovery Limits	RPD	Qual	RPD Limits
Volatile Organics by GC/MS - Westborough Lab Associated sample(s): 01-05,07-08 Batch: WG1222158-3 WG1222158-4								
Methylene chloride	110		110		70-130	0		20
1,1-Dichloroethane	120		120		70-130	0		20
Chloroform	110		110		70-130	0		20
Carbon tetrachloride	110		100		63-132	10		20
1,2-Dichloropropane	120		120		70-130	0		20
Dibromochloromethane	110		110		63-130	0		20
1,1,2-Trichloroethane	100		110		70-130	10		20
Tetrachloroethene	100		110		70-130	10		20
Chlorobenzene	100		110		75-130	10		20
Trichlorofluoromethane	100		100		62-150	0		20
1,2-Dichloroethane	110		110		70-130	0		20
1,1,1-Trichloroethane	110		110		67-130	0		20
Bromodichloromethane	110		120		67-130	9		20
trans-1,3-Dichloropropene	100		100		70-130	0		20
cis-1,3-Dichloropropene	110		110		70-130	0		20
1,1-Dichloropropene	110		110		70-130	0		20
Bromoform	110		110		54-136	0		20
1,1,2,2-Tetrachloroethane	100		110		67-130	10		20
Benzene	110		110		70-130	0		20
Toluene	100		100		70-130	0		20
Ethylbenzene	100		110		70-130	10		20
Chloromethane	100		100		64-130	0		20
Bromomethane	61		61		39-139	0		20

Lab Control Sample Analysis
Batch Quality Control

Project Name: FORMER COMMANDER OIL TERMINAL
Project Number: 28071.03
Lab Number: L1912094
Report Date: 04/03/19

Parameter	LCS %Recovery	Qual	LCSD %Recovery	Qual	%Recovery Limits	RPD	Qual	RPD Limits
Volatile Organics by GC/MS - Westborough Lab Associated sample(s): 01-05,07-08 Batch: WG1222158-3 WG1222158-4								
Vinyl chloride	120		110		55-140	9		20
Chloroethane	100		100		55-138	0		20
1,1-Dichloroethene	100		100		61-145	0		20
trans-1,2-Dichloroethene	110		110		70-130	0		20
Trichloroethene	110		110		70-130	0		20
1,2-Dichlorobenzene	100		100		70-130	0		20
1,3-Dichlorobenzene	100		100		70-130	0		20
1,4-Dichlorobenzene	99		100		70-130	1		20
Methyl tert butyl ether	100		110		63-130	10		20
p/m-Xylene	105		110		70-130	5		20
o-Xylene	105		110		70-130	5		20
cis-1,2-Dichloroethene	110		110		70-130	0		20
Dibromomethane	110		110		70-130	0		20
1,2,3-Trichloropropane	100		110		64-130	10		20
Acrylonitrile	110		110		70-130	0		20
Styrene	105		110		70-130	5		20
Dichlorodifluoromethane	140		140		36-147	0		20
Acetone	120		110		58-148	9		20
Carbon disulfide	120		120		51-130	0		20
2-Butanone	84		83		63-138	1		20
Vinyl acetate	110		110		70-130	0		20
4-Methyl-2-pentanone	120		120		59-130	0		20
2-Hexanone	100		99		57-130	1		20

Lab Control Sample Analysis
Batch Quality Control

Project Name: FORMER COMMANDER OIL TERMINAL
Project Number: 28071.03
Lab Number: L1912094
Report Date: 04/03/19

Parameter	LCS %Recovery	Qual	LCSD %Recovery	Qual	%Recovery Limits	RPD	Qual	RPD Limits
Volatile Organics by GC/MS - Westborough Lab Associated sample(s): 01-05,07-08 Batch: WG1222158-3 WG1222158-4								
Bromochloromethane	120		130		70-130	8		20
2,2-Dichloropropane	110		110		63-133	0		20
1,2-Dibromoethane	110		110		70-130	0		20
1,3-Dichloropropane	100		110		70-130	10		20
1,1,1,2-Tetrachloroethane	110		110		64-130	0		20
Bromobenzene	110		110		70-130	0		20
n-Butylbenzene	100		100		53-136	0		20
sec-Butylbenzene	100		110		70-130	10		20
tert-Butylbenzene	110		110		70-130	0		20
o-Chlorotoluene	100		100		70-130	0		20
p-Chlorotoluene	100		110		70-130	10		20
1,2-Dibromo-3-chloropropane	100		110		41-144	10		20
Hexachlorobutadiene	110		110		63-130	0		20
Isopropylbenzene	100		110		70-130	10		20
p-Isopropyltoluene	110		110		70-130	0		20
Naphthalene	100		110		70-130	10		20
n-Propylbenzene	100		100		69-130	0		20
1,2,3-Trichlorobenzene	100		110		70-130	10		20
1,2,4-Trichlorobenzene	100		110		70-130	10		20
1,3,5-Trimethylbenzene	110		110		64-130	0		20
1,2,4-Trimethylbenzene	110		110		70-130	0		20
1,4-Dioxane	92		94		56-162	2		20
p-Diethylbenzene	110		110		70-130	0		20

Lab Control Sample Analysis
Batch Quality Control

Project Name: FORMER COMMANDER OIL TERMINAL
Project Number: 28071.03
Lab Number: L1912094
Report Date: 04/03/19

Parameter	LCS %Recovery	Qual	LCSD %Recovery	Qual	%Recovery Limits	RPD	Qual	RPD Limits
Volatile Organics by GC/MS - Westborough Lab Associated sample(s): 01-05,07-08 Batch: WG1222158-3 WG1222158-4								
p-Ethyltoluene	100		110		70-130	10		20
1,2,4,5-Tetramethylbenzene	110		110		70-130	0		20
Ethyl ether	100		100		59-134	0		20
trans-1,4-Dichloro-2-butene	96		94		70-130	2		20

Surrogate	LCS %Recovery	Qual	LCSD %Recovery	Qual	Acceptance Criteria
1,2-Dichloroethane-d4	102		96		70-130
Toluene-d8	95		95		70-130
4-Bromofluorobenzene	99		100		70-130
Dibromofluoromethane	101		101		70-130

Lab Control Sample Analysis
Batch Quality Control

Project Name: FORMER COMMANDER OIL TERMINAL
Project Number: 28071.03
Lab Number: L1912094
Report Date: 04/03/19

Parameter	LCS %Recovery	Qual	LCSD %Recovery	Qual	%Recovery Limits	RPD	Qual	RPD Limits
Volatile Organics by GC/MS - Westborough Lab Associated sample(s): 04 Batch: WG1222552-3 WG1222552-4								
Methylene chloride	110		110		70-130	0		20
1,1-Dichloroethane	110		110		70-130	0		20
Chloroform	100		100		70-130	0		20
Carbon tetrachloride	84		83		63-132	1		20
1,2-Dichloropropane	100		100		70-130	0		20
Dibromochloromethane	94		93		63-130	1		20
1,1,2-Trichloroethane	99		98		70-130	1		20
Tetrachloroethene	100		99		70-130	1		20
Chlorobenzene	100		100		75-130	0		20
Trichlorofluoromethane	110		98		62-150	12		20
1,2-Dichloroethane	100		100		70-130	0		20
1,1,1-Trichloroethane	100		100		67-130	0		20
Bromodichloromethane	100		100		67-130	0		20
trans-1,3-Dichloropropene	86		90		70-130	5		20
cis-1,3-Dichloropropene	98		100		70-130	2		20
1,1-Dichloropropene	100		99		70-130	1		20
Bromoform	99		97		54-136	2		20
1,1,2,2-Tetrachloroethane	100		100		67-130	0		20
Benzene	100		100		70-130	0		20
Toluene	100		100		70-130	0		20
Ethylbenzene	110		110		70-130	0		20
Chloromethane	92		89		64-130	3		20
Bromomethane	51		62		39-139	19		20

Lab Control Sample Analysis
Batch Quality Control

Project Name: FORMER COMMANDER OIL TERMINAL
Project Number: 28071.03
Lab Number: L1912094
Report Date: 04/03/19

Parameter	LCS %Recovery	Qual	LCSD %Recovery	Qual	%Recovery Limits	RPD	Qual	RPD Limits
Volatile Organics by GC/MS - Westborough Lab Associated sample(s): 04 Batch: WG1222552-3 WG1222552-4								
Vinyl chloride	100		100		55-140	0		20
Chloroethane	120		120		55-138	0		20
1,1-Dichloroethene	110		100		61-145	10		20
trans-1,2-Dichloroethene	100		100		70-130	0		20
Trichloroethene	100		100		70-130	0		20
1,2-Dichlorobenzene	100		100		70-130	0		20
1,3-Dichlorobenzene	100		100		70-130	0		20
1,4-Dichlorobenzene	100		100		70-130	0		20
Methyl tert butyl ether	98		96		63-130	2		20
p/m-Xylene	110		110		70-130	0		20
o-Xylene	110		110		70-130	0		20
cis-1,2-Dichloroethene	100		100		70-130	0		20
Dibromomethane	98		100		70-130	2		20
1,2,3-Trichloropropane	98		98		64-130	0		20
Acrylonitrile	110		110		70-130	0		20
Styrene	110		115		70-130	4		20
Dichlorodifluoromethane	89		82		36-147	8		20
Acetone	110		110		58-148	0		20
Carbon disulfide	110		110		51-130	0		20
2-Butanone	100		100		63-138	0		20
Vinyl acetate	100		100		70-130	0		20
4-Methyl-2-pentanone	93		94		59-130	1		20
2-Hexanone	91		94		57-130	3		20

Lab Control Sample Analysis
Batch Quality Control

Project Name: FORMER COMMANDER OIL TERMINAL
Project Number: 28071.03
Lab Number: L1912094
Report Date: 04/03/19

Parameter	LCS %Recovery	Qual	LCSD %Recovery	Qual	%Recovery Limits	RPD	Qual	RPD Limits
Volatile Organics by GC/MS - Westborough Lab Associated sample(s): 04 Batch: WG1222552-3 WG1222552-4								
Bromochloromethane	100		110		70-130	10		20
2,2-Dichloropropane	94		100		63-133	6		20
1,2-Dibromoethane	96		98		70-130	2		20
1,3-Dichloropropane	99		100		70-130	1		20
1,1,1,2-Tetrachloroethane	92		92		64-130	0		20
Bromobenzene	100		100		70-130	0		20
n-Butylbenzene	110		110		53-136	0		20
sec-Butylbenzene	110		110		70-130	0		20
tert-Butylbenzene	110		110		70-130	0		20
o-Chlorotoluene	110		110		70-130	0		20
p-Chlorotoluene	110		110		70-130	0		20
1,2-Dibromo-3-chloropropane	91		93		41-144	2		20
Hexachlorobutadiene	100		100		63-130	0		20
Isopropylbenzene	110		110		70-130	0		20
p-Isopropyltoluene	110		110		70-130	0		20
Naphthalene	93		100		70-130	7		20
n-Propylbenzene	110		110		69-130	0		20
1,2,3-Trichlorobenzene	90		100		70-130	11		20
1,2,4-Trichlorobenzene	97		100		70-130	3		20
1,3,5-Trimethylbenzene	110		110		64-130	0		20
1,2,4-Trimethylbenzene	110		110		70-130	0		20
1,4-Dioxane	128		162		56-162	**23**	Q	20
p-Diethylbenzene	110		110		70-130	0		20

Lab Control Sample Analysis
Batch Quality Control

Project Name: FORMER COMMANDER OIL TERMINAL
Project Number: 28071.03

Lab Number: L1912094
Report Date: 04/03/19

Parameter	LCS %Recovery	Qual	LCSD %Recovery	Qual	%Recovery Limits	RPD	Qual	RPD Limits
Volatile Organics by GC/MS - Westborough Lab Associated sample(s): 04 Batch: WG1222552-3 WG1222552-4								
p-Ethyltoluene	110		110		70-130	0		20
1,2,4,5-Tetramethylbenzene	110		110		70-130	0		20
Ethyl ether	97		98		59-134	1		20
trans-1,4-Dichloro-2-butene	84		88		70-130	5		20

Surrogate	LCS %Recovery	Qual	LCSD %Recovery	Qual	Acceptance Criteria
1,2-Dichloroethane-d4	102		104		70-130
Toluene-d8	102		101		70-130
4-Bromofluorobenzene	103		104		70-130
Dibromofluoromethane	102		102		70-130

Project Name: FORMER COMMANDER OIL TERMINAL
Project Number: 28071.03

Lab Number: L1912094
Report Date: 04/03/19

Sample Receipt and Container Information

Were project specific reporting limits specified? YES

Cooler Information

Cooler	Custody Seal
A	Absent

Container Information

Container ID	Container Type	Cooler	Initial pH	Final pH	Temp deg C	Pres	Seal	Frozen Date/Time	Analysis(*)
L1912094-01A	Vial HCl preserved	A	NA		2.1	Y	Absent		NYTCL-8260(14)
L1912094-01B	Vial HCl preserved	A	NA		2.1	Y	Absent		NYTCL-8260(14)
L1912094-01C	Vial HCl preserved	A	NA		2.1	Y	Absent		NYTCL-8260(14)
L1912094-02A	Vial HCl preserved	A	NA		2.1	Y	Absent		NYTCL-8260(14)
L1912094-02B	Vial HCl preserved	A	NA		2.1	Y	Absent		NYTCL-8260(14)
L1912094-02C	Vial HCl preserved	A	NA		2.1	Y	Absent		NYTCL-8260(14)
L1912094-03A	Vial HCl preserved	A	NA		2.1	Y	Absent		NYTCL-8260(14)
L1912094-03B	Vial HCl preserved	A	NA		2.1	Y	Absent		NYTCL-8260(14)
L1912094-03C	Vial HCl preserved	A	NA		2.1	Y	Absent		NYTCL-8260(14)
L1912094-04A	Vial HCl preserved	A	NA		2.1	Y	Absent		NYTCL-8260(14)
L1912094-04B	Vial HCl preserved	A	NA		2.1	Y	Absent		NYTCL-8260(14)
L1912094-04C	Vial HCl preserved	A	NA		2.1	Y	Absent		NYTCL-8260(14)
L1912094-05A	Vial HCl preserved	A	NA		2.1	Y	Absent		NYTCL-8260(14)
L1912094-05B	Vial HCl preserved	A	NA		2.1	Y	Absent		NYTCL-8260(14)
L1912094-05C	Vial HCl preserved	A	NA		2.1	Y	Absent		NYTCL-8260(14)
L1912094-06A	Vial HCl preserved	A	NA		2.1	Y	Absent		NYTCL-8260(14)
L1912094-06B	Vial HCl preserved	A	NA		2.1	Y	Absent		NYTCL-8260(14)
L1912094-06C	Vial HCl preserved	A	NA		2.1	Y	Absent		NYTCL-8260(14)
L1912094-07A	Vial HCl preserved	A	NA		2.1	Y	Absent		NYTCL-8260(14)
L1912094-07B	Vial HCl preserved	A	NA		2.1	Y	Absent		NYTCL-8260(14)
L1912094-07C	Vial HCl preserved	A	NA		2.1	Y	Absent		NYTCL-8260(14)
L1912094-08A	Vial HCl preserved	A	NA		2.1	Y	Absent		NYTCL-8260(14)
L1912094-08B	Vial HCl preserved	A	NA		2.1	Y	Absent		NYTCL-8260(14)

*Values in parentheses indicate holding time in days

Project Name: FORMER COMMANDER OIL TERMINAL
Project Number: 28071.03

Lab Number: L1912094
Report Date: 04/03/19

Container Information

Container ID	Container Type	Cooler	Initial pH	Final pH	Temp deg C	Pres	Seal	Frozen Date/Time	Analysis(*)

*Values in parentheses indicate holding time in days

Project Name:	FORMER COMMANDER OIL TERMINAL	**Lab Number:**	L1912094
Project Number:	28071.03	**Report Date:**	04/03/19

GLOSSARY

Acronyms

DL	- Detection Limit: This value represents the level to which target analyte concentrations are reported as estimated values, when those target analyte concentrations are quantified below the limit of quantitation (LOQ). The DL includes any adjustments from dilutions, concentrations or moisture content, where applicable. (DoD report formats only.)
EDL	- Estimated Detection Limit: This value represents the level to which target analyte concentrations are reported as estimated values, when those target analyte concentrations are quantified below the reporting limit (RL). The EDL includes any adjustments from dilutions, concentrations or moisture content, where applicable. The use of EDLs is specific to the analysis of PAHs using Solid-Phase Microextraction (SPME).
EMPC	- Estimated Maximum Possible Concentration: The concentration that results from the signal present at the retention time of an analyte when the ions meet all of the identification criteria except the ion abundance ratio criteria. An EMPC is a worst-case estimate of the concentration.
EPA	- Environmental Protection Agency.
LCS	- Laboratory Control Sample: A sample matrix, free from the analytes of interest, spiked with verified known amounts of analytes or a material containing known and verified amounts of analytes.
LCSD	- Laboratory Control Sample Duplicate: Refer to LCS.
LFB	- Laboratory Fortified Blank: A sample matrix, free from the analytes of interest, spiked with verified known amounts of analytes or a material containing known and verified amounts of analytes.
LOD	- Limit of Detection: This value represents the level to which a target analyte can reliably be detected for a specific analyte in a specific matrix by a specific method. The LOD includes any adjustments from dilutions, concentrations or moisture content, where applicable. (DoD report formats only.)
LOQ	- Limit of Quantitation: The value at which an instrument can accurately measure an analyte at a specific concentration. The LOQ includes any adjustments from dilutions, concentrations or moisture content, where applicable. (DoD report formats only.) Limit of Quantitation: The value at which an instrument can accurately measure an analyte at a specific concentration. The LOQ includes any adjustments from dilutions, concentrations or moisture content, where applicable. (DoD report formats only.)
MDL	- Method Detection Limit: This value represents the level to which target analyte concentrations are reported as estimated values, when those target analyte concentrations are quantified below the reporting limit (RL). The MDL includes any adjustments from dilutions, concentrations or moisture content, where applicable.
MS	- Matrix Spike Sample: A sample prepared by adding a known mass of target analyte to a specified amount of matrix sample for which an independent estimate of target analyte concentration is available. For Method 332.0, the spike recovery is calculated using the native concentration, including estimated values.
MSD	- Matrix Spike Sample Duplicate: Refer to MS.
NA	- Not Applicable.
NC	- Not Calculated: Term is utilized when one or more of the results utilized in the calculation are non-detect at the parameter's reporting unit.
NDPA/DPA	- N-Nitrosodiphenylamine/Diphenylamine.
NI	- Not Ignitable.
NP	- Non-Plastic: Term is utilized for the analysis of Atterberg Limits in soil.
RL	- Reporting Limit: The value at which an instrument can accurately measure an analyte at a specific concentration. The RL includes any adjustments from dilutions, concentrations or moisture content, where applicable.
RPD	- Relative Percent Difference: The results from matrix and/or matrix spike duplicates are primarily designed to assess the precision of analytical results in a given matrix and are expressed as relative percent difference (RPD). Values which are less than five times the reporting limit for any individual parameter are evaluated by utilizing the absolute difference between the values; although the RPD value will be provided in the report.
SRM	- Standard Reference Material: A reference sample of a known or certified value that is of the same or similar matrix as the associated field samples.
STLP	- Semi-dynamic Tank Leaching Procedure per EPA Method 1315.
TEF	- Toxic Equivalency Factors: The values assigned to each dioxin and furan to evaluate their toxicity relative to 2,3,7,8-TCDD.
TEQ	- Toxic Equivalent: The measure of a sample's toxicity derived by multiplying each dioxin and furan by its corresponding TEF and then summing the resulting values.
TIC	- Tentatively Identified Compound: A compound that has been identified to be present and is not part of the target compound list (TCL) for the method and/or program. All TICs are qualitatively identified and reported as estimated concentrations.

Footnotes

Report Format: DU Report with 'J' Qualifiers

Project Name:	FORMER COMMANDER OIL TERMINAL	**Lab Number:**	L1912094
Project Number:	28071.03	**Report Date:**	04/03/19

1 - The reference for this analyte should be considered modified since this analyte is absent from the target analyte list of the original method.

Terms

Analytical Method: Both the document from which the method originates and the analytical reference method. (Example: EPA 8260B is shown as 1,8260B.) The codes for the reference method documents are provided in the References section of the Addendum.

Final pH: As it pertains to Sample Receipt & Container Information section of the report, Final pH reflects pH of container determined after adjustment at the laboratory, if applicable. If no adjustment required, value reflects Initial pH.

Frozen Date/Time: With respect to Volatile Organics in soil, Frozen Date/Time reflects the date/time at which associated Reagent Water-preserved vials were initially frozen. Note: If frozen date/time is beyond 48 hours from sample collection, value will be reflected in 'bold'.

Initial pH: As it pertains to Sample Receipt & Container Information section of the report, Initial pH reflects pH of container determined upon receipt, if applicable.

PFAS Total: With respect to PFAS analyses, the 'PFAS, Total (5)' result is defined as the summation of results for: PFHpA, PFHxS, PFOA, PFNA and PFOS. If a 'Total' result is requested, the results of its individual components will also be reported.

Total: With respect to Organic analyses, a 'Total' result is defined as the summation of results for individual isomers or Aroclors. If a 'Total' result is requested, the results of its individual components will also be reported. This is applicable to 'Total' results for methods 8260, 8081 and 8082.

Data Qualifiers

A - Spectra identified as "Aldol Condensation Product".

B - The analyte was detected above the reporting limit in the associated method blank. Flag only applies to associated field samples that have detectable concentrations of the analyte at less than ten times (10x) the concentration found in the blank. For MCP-related projects, flag only applies to associated field samples that have detectable concentrations of the analyte at less than ten times (10x) the concentration found in the blank. For DOD-related projects, flag only applies to associated field samples that have detectable concentrations of the analyte at less than ten times (10x) the concentration found in the blank AND the analyte was detected above one-half the reporting limit (or above the reporting limit for common lab contaminants) in the associated method blank. For NJ-Air-related projects, flag only applies to associated field samples that have detectable concentrations of the analyte above the reporting limit. For NJ-related projects (excluding Air), flag only applies to associated field samples that have detectable concentrations of the analyte, which was detected above the reporting limit in the associated method blank or above five times the reporting limit for common lab contaminants (Phthalates, Acetone, Methylene Chloride, 2-Butanone).

C - Co-elution: The target analyte co-elutes with a known lab standard (i.e. surrogate, internal standards, etc.) for co-extracted analyses.

D - Concentration of analyte was quantified from diluted analysis. Flag only applies to field samples that have detectable concentrations of the analyte.

E - Concentration of analyte exceeds the range of the calibration curve and/or linear range of the instrument.

G - The concentration may be biased high due to matrix interferences (i.e, co-elution) with non-target compound(s). The result should be considered estimated.

H - The analysis of pH was performed beyond the regulatory-required holding time of 15 minutes from the time of sample collection.

I - The lower value for the two columns has been reported due to obvious interference.

J - Estimated value. The Target analyte concentration is below the quantitation limit (RL), but above the Method Detection Limit (MDL) or Estimated Detection Limit (EDL) for SPME-related analyses. This represents an estimated concentration for Tentatively Identified Compounds (TICs).

M - Reporting Limit (RL) exceeds the MCP CAM Reporting Limit for this analyte.

ND - Not detected at the method detection limit (MDL) for the sample, or estimated detection limit (EDL) for SPME-related analyses.

NJ - Presumptive evidence of compound. This represents an estimated concentration for Tentatively Identified Compounds (TICs), where the identification is based on a mass spectral library search.

P - The RPD between the results for the two columns exceeds the method-specified criteria.

Q - The quality control sample exceeds the associated acceptance criteria. For DOD-related projects, LCS and/or Continuing Calibration Standard exceedences are also qualified on all associated sample results. Note: This flag is not applicable for matrix spike recoveries when the sample concentration is greater than 4x the spike added or for batch duplicate RPD when the sample concentrations are less than 5x the RL. (Metals only.)

R - Analytical results are from sample re-analysis.

RE - Analytical results are from sample re-extraction.

S - Analytical results are from modified screening analysis.

Report Format: DU Report with 'J' Qualifiers

Project Name:	FORMER COMMANDER OIL TERMINAL	**Lab Number:**	L1912094
Project Number:	28071.03	**Report Date:**	04/03/19

REFERENCES

1 Test Methods for Evaluating Solid Waste: Physical/Chemical Methods. EPA SW-846. Third Edition. Updates I - IV, 2007.

LIMITATION OF LIABILITIES

Alpha Analytical performs services with reasonable care and diligence normal to the analytical testing laboratory industry. In the event of an error, the sole and exclusive responsibility of Alpha Analytical shall be to re-perform the work at it's own expense. In no event shall Alpha Analytical be held liable for any incidental, consequential or special damages, including but not limited to, damages in any way connected with the use of, interpretation of, information or analysis provided by Alpha Analytical.

We strongly urge our clients to comply with EPA protocol regarding sample volume, preservation, cooling, containers, sampling procedures, holding time and splitting of samples in the field.

Certification Information

The following analytes are not included in our Primary NELAP Scope of Accreditation:

Westborough Facility
EPA 624/624.1: m/p-xylene, o-xylene
EPA 8260C: NPW: 1,2,4,5-Tetramethylbenzene; 4-Ethyltoluene, Azobenzene; SCM: Iodomethane (methyl iodide), Methyl methacrylate, 1,2,4,5-Tetramethylbenzene; 4-Ethyltoluene.
EPA 8270D: NPW: Dimethylnaphthalene,1,4-Diphenylhydrazine; SCM: Dimethylnaphthalene,1,4-Diphenylhydrazine.

EPA 6860: SCM: Perchlorate

SM4500: NPW: Amenable Cyanide; SCM: Total Phosphorus, TKN, NO2, NO3.

Mansfield Facility
SM 2540D: TSS
EPA 8082A: NPW: PCB: 1, 5, 31, 87,101, 110, 141, 151, 153, 180, 183, 187.
EPA TO-15: Halothane, 2,4,4-Trimethyl-2-pentene, 2,4,4-Trimethyl-1-pentene, Thiophene, 2-Methylthiophene, 3-Methylthiophene, 2-Ethylthiophene, 1,2,3-Trimethylbenzene, Indan, Indene, 1,2,4,5-Tetramethylbenzene, Benzothiophene, 1-Methylnaphthalene.
Biological Tissue Matrix: EPA 3050B

The following analytes are included in our Massachusetts DEP Scope of Accreditation

Westborough Facility:

Drinking Water
EPA 300.0: Chloride, Nitrate-N, Fluoride, Sulfate; **EPA 353.2**: Nitrate-N, Nitrite-N; **SM4500NO3-F**: Nitrate-N, Nitrite-N; **SM4500F-C, SM4500CN-CE, EPA 180.1, SM2130B, SM4500Cl-D, SM2320B, SM2540C, SM4500H-B**
EPA 332: Perchlorate; **EPA 524.2:** THMs and VOCs; **EPA 504.1:** EDB, DBCP.
Microbiology: **SM9215B; SM9223-P/A, SM9223B-Colilert-QT,SM9222D**.

Non-Potable Water
SM4500H,B, EPA 120.1, SM2510B, SM2540C, SM2320B, SM4500CL-E, SM4500F-BC, SM4500NH3-BH: Ammonia-N and Kjeldahl-N, **EPA 350.1**: Ammonia-N, **LACHAT 10-107-06-1-B**: Ammonia-N, **EPA 351.1, SM4500NO3-F, EPA 353.2**: Nitrate-N**, SM4500P-E, SM4500P-B, E, SM4500SO4-E, SM5220D, EPA 410.4, SM5210B, SM5310C, SM4500CL-D, EPA 1664, EPA 420.1, SM4500-CN-CE, SM2540D, EPA 300: Chloride, Sulfate, Nitrate.**
EPA 624.1: Volatile Halocarbons & Aromatics,
EPA 608.3: Chlordane, Toxaphene, Aldrin, alpha-BHC, beta-BHC, gamma-BHC, delta-BHC, Dieldrin, DDD, DDE, DDT, Endosulfan I, Endosulfan II, Endosulfan sulfate, Endrin, Endrin Aldehyde, Heptachlor, Heptachlor Epoxide, PCBs
EPA 625.1: SVOC (Acid/Base/Neutral Extractables), **EPA 600/4-81-045**: PCB-Oil.
Microbiology: **SM9223B-Colilert-QT; Enterolert-QT, SM9221E, EPA 1600, EPA 1603.**

Mansfield Facility:

Drinking Water
EPA 200.7: Al, Ba, Cd, Cr, Cu, Fe, Mn, Ni, Na, Ag, Ca, Zn. **EPA 200.8:** Al, Sb, As, Ba, Be, Cd, Cr, Cu, Pb, Mn, Ni, Se, Ag, TL, Zn. **EPA 245.1** Hg.
EPA 522.

Non-Potable Water
EPA 200.7: Al, Sb, As, Be, Cd, Ca, Cr, Co, Cu, Fe, Pb, Mg, Mn, Mo, Ni, K, Se, Ag, Na, Sr, TL, Ti, V, Zn.
EPA 200.8: Al, Sb, As, Be, Cd, Cr, Cu, Fe, Pb, Mn, Ni, K, Se, Ag, Na, TL, Zn.
EPA 245.1 Hg.
SM2340B

For a complete listing of analytes and methods, please contact your Alpha Project Manager.

NEW YORK CHAIN OF CUSTODY

ALPHA ANALYTICAL

Westborough, MA 01581
8 Walkup Dr.
TEL: 508-898-9220
FAX: 508-898-9193

Mansfield, MA 02048
320 Forbes Blvd
TEL: 508-822-9300
FAX: 508-822-3288

Service Centers
Mahwah, NJ 07430: 35 Whitney Rd, Suite 5
Albany, NY 12205: 14 Walker Way
Tonawanda, NY 14150: 275 Cooper Ave, Suite 105

Page 1 of 1

Date Rec'd in Lab: 3/27/19

ALPHA Job #: L1912094

Project Information
Project Name: Former Commander Oil Terminal
Project Location: One Commander Square, Oyster Bay, NY
Project #: 28071.03
(Use Project name as Project #) ☐
Project Manager: Stephen Kaplan
ALPHAQuote #:

Turn-Around Time
Standard ☒ Due Date:
Rush (only if pre approved) ☐ # of Days:

Client Information
Client: VHB
Address: 100 Motor Parkway, Hauppauge, NY 11788
Phone: 631-787-3400
Fax:
Email: JStressler@VHB.com

Deliverables
☐ ASP-A ☐ ASP-B
☐ EQuIS (1 File) ☐ EQuIS (4 File)
☐ Other

Regulatory Requirement
☒ NY TOGS ☐ NY Part 375
☒ AWQ Standards ☐ NY CP-51
☐ NY Restricted Use ☐ Other
☐ NY Unrestricted Use
☐ NYC Sewer Discharge

Billing Information
☐ Same as Client Info
PO #

Disposal Site Information
Please identify below location of applicable disposal facilities.
Disposal Facility:
☐ NJ ☐ NY
☐ Other:

These samples have been previously analyzed by Alpha ☐

Other project specific requirements/comments:

Please specify Metals or TAL.

ANALYSIS

Sample Filtration
☐ Done
☐ Lab to do
Preservation
☐ Lab to do
(Please Specify below)

ALPHA Lab ID (Lab Use Only)	Sample ID	Collection Date	Collection Time	Sample Matrix	Sampler's Initials	TCL VOCs + MTBE								Sample Specific Comments	Total Bottle
12094 - 01	MW-3	3/26/19	1130	GW	JS	X								HCL pres. VOCs	3
02	RW-3	↓	1251	↓	JS	X								↓	↓
03	RW-2	↓	1251	↓	JS	X								↓	↓
04	MW-25	↓	1050	↓	JS	X								↓	↓
05	MW-26	↓	1040	↓	JS	X								↓	↓
06	MW-31S	↓	1030	↓	JS	X								↓	↓
07	MW-31D	↓	1010	↓	JS	X								↓	↓

Preservative Code:
A = None
B = HCl
C = HNO_3
D = H_2SO_4
E = NaOH
F = MeOH
G = $NaHSO_4$
H = $Na_2S_2O_3$
K/E = Zn Ac/NaOH
O = Other

Container Code
P = Plastic
A = Amber Glass
V = Vial
G = Glass
B = Bacteria Cup
C = Cube
O = Other
E = Encore
D = BOD Bottle

Westboro: Certification No: MA935
Mansfield: Certification No: MA015

Container Type	✓								
Preservative	B								

Relinquished By:	Date/Time	Received By:	Date/Time
[signature]	3/27/19 1203	[signature]	3/27/19 12:05
[signature]	3/27/19 13:56	D. Santos AAL	3/27/19 1900
D. Santos AAL	3/27/19 2230	[signature]	~~3/27/19~~ 2230 3/27/19

Please print clearly, legibly and completely. Samples can not be logged in and turnaround time clock will not start until any ambiguities are resolved. BY EXECUTING THIS COC, THE CLIENT HAS READ AND AGREES TO BE BOUND BY ALPHA'S TERMS & CONDITIONS. (See reverse side.)

Form No: 01-25 HC (rev. 30-Sept-2013)

APPENDIX B

Site Photographs

Photograph No. 1: Photograph of the boom maintenance (facing south).

Photograph No. 2: Completion of boom maintenance (facing west).

Photograph No. 3: Absorbent sock maintenance and bailing of MW-18.

Photograph No. 4: Photograph of the sock maintenance within MW-15.