



September 1, 2020

Darby Group Companies
c/o Theodore W. Firetog, Esq.
111 Thomas Powell Boulevard
Farmingdale, New York 11735-2251

Ms. Kerry Maloney
New York State Department of Environmental Conservation
Bureau of Eastern Remedial Action
625 Broadway
Albany, New York 12233-7020

**Re: Groundwater Sampling Report
Former Darby Drugs – OUII (Off-Site)
Rockville Centre, New York 11570
NYSDEC BCP Number: C130140A**

Dear Mr. Firetog and Ms. Maloney:

EnviroTrac Ltd. (EnviroTrac) has prepared this report to document the results of groundwater sampling conducted during July 2020 at the above-referenced Site.

Please do not hesitate to contact me if you have any questions.

Sincerely,
EnviroTrac Ltd.

A handwritten signature in black ink, appearing to read "Jeffrey Bohlen", with a long horizontal flourish extending to the right.

Jeffrey A. Bohlen, PG
Principal Geologist

Background

The chlorinated solvent tetrachloroethylene (PCE) was first found in soil and groundwater at 80-100 Banks Avenue, Rockville Centre, NY, identified as Operable Unit I (OUI), NYSDEC BCP No. C130140, during a Phase II investigation performed in November 2003 by a potential purchaser. The PCE is believed to have been released between 1972 and 1978 when a textile company leased the 80 Banks Avenue parcel. Following the implementation of investigative and cleanup work phases the remediation of OUI was completed under a modified Brownfield Cleanup Agreement (BCA) and a Certificate of Completion (COC) was signed on December 19, 2011. It is our understanding that the management of remaining contamination and groundwater treatment at OUI is ongoing in accordance with a NYSDEC approved Site Management Plan (SMP) dated November 4, 2011 by the current property owner.

Although Darby Group Companies, Inc. (“Darby Group”), did not cause the release of contaminants and did not own the property at OUI when releases occurred, an Order on Consent was executed by Darby Group with the NYSDEC on April 9, 2007 to investigate and potentially remediate contamination in groundwater in the adjacent off-site areas to the south and west identified as Operable Unit II (OUII), NYSDEC BCP No. C130140A.

Environmental Business Consultants (EBC), on behalf of Darby Group, conducted a Remedial Investigation (RI) for OUII and provided results in a report dated January 2015. That testing and subsequent investigations in OUII have been limited to the subsurface interval lying above a reported thick clay layer found at approximately 12 feet below land surface across the area. EBC developed recommendations based on results of their study that included the performance of chemical reagent injections as an Interim Remedial Measure (IRM) to reduce chlorinated volatile organic compound (CVOC) concentrations in groundwater in the hotspot area centered around MW11, along the eastern part of the entrance to Morgan Days Park. In accordance with a NYSDEC approved Work Plan injections of sodium permanganate (NaMnO₄) reagent were performed on September 9 and 15, 2016. Results of the IRM were provided to the NYSDEC in a report prepared by EBC dated February 23, 2017.

The performance of a soil vapor intrusion (SVI) study was recommended by EBC for the building located at 51 Nassau Street and testing was conducted on March 30, 2016 in accordance with a NYSDEC approved work plan. Petroleum-related VOCs were detected at low concentrations within both the indoor and outdoor ambient air samples and were judged consistent with background levels. No CVOCs were detected within either of the indoor air samples or the outdoor ambient air sample. In addition to the air samples a water sample was collected from the basement and no CVOCs were detected. Results were provided to the NYSDEC in a report dated April 7, 2016.

In January 2019 groundwater samples were collected by EnviroTrac on behalf of Darby Group, from monitoring wells MW2, MW11 and MW12 and results were provided to the NYSDEC in a report dated March 4, 2019. Semi-annual sampling of selected monitoring wells in OUII was recommended and has been conducted since. This report provides data gathered during the most recent semi-annual testing and summarized results of previous testing.



Scope of Work

EnviroTrac personnel reported to the Site on July 28, 2020 to gauge monitoring wells MW2, MW4, MW6 through MW9 and MW11 through MW14 and sample monitoring wells MW2, MW9, and MW11 through MW14. The purpose of this work was to continue the assessment of shallow groundwater flow patterns and quality at OUII.

Groundwater samples were collected utilizing laboratory supplied glassware and submitted to SGS EHS North America (SGS), Dayton, NJ for analysis of VOCs using EPA Method 8260. The sample set also included a trip blank (TB), a blind field duplicate (FD) and matrix spike, matrix spike duplicate (MS/MSD) samples for quality assurance (QA) purposes. Laboratory results were reported by SGS in Category B format. A data usability summary report (DUSR) was subsequently prepared by Environmental Data Services Inc., (EDS), Virginia Beach, VA.

Groundwater Sampling Results

Based on water level data provided in **Table 1** groundwater in the vicinity of the sampled wells along the western boundary of adjacent OUII was determined to flow in an easterly direction on July 28, 2020. The inferred direction of groundwater flow on the south side of Nassau Street was generally northward (**Figure 1**).

The EDS DUSR presents results of third-party review of the laboratory reporting and is provided in **Attachment 1**. There were no rejections of data and all results were deemed useable in accordance with any applied data quality indicators. Validated laboratory results for the July 2020 sampling event are provided in **Table 2**.

A summary of historic CVOC results is provided in **Table 3**.

Figures 2 through **6** provide concentrations for PCE, trichloroethene (TCE), 1,2-dichloroethene (1,2-DCE), and vinyl chloride (VC) in wells MW2, MW11, MW12, MW13 and MW14 during the period November 2011 to July 2020. **Figure 7** provides a summary of total CVOC results in those wells for the same period.

Findings and Conclusions

Groundwater Flow

Based on semi-annual testing conducted at the Site by EnviroTrac beginning in January 2019 groundwater flow direction has been noted as toward the southwest perimeter of 80 Banks Avenue; the July 2020 testing results support this finding.

Groundwater Quality

The historic and current relationships regarding total CVOC concentrations at wells installed near the perimeter of OUII compared to wells located further off-site to the west and south, suggest that continuing off-site migration of contamination from the 80 Banks Avenue is not occurring. Concentrations at MW2 have steadily declined during the period of record; no constituents exceeded NYSDEC Ambient Water Quality Standards



(AWQS) in July 2020. Well MW9, located on the south side of Nassau Street, has never exhibited detectable CVOCs during the period of record. The chemical concentration record at monitoring well MW11, the third sampled OUII well located beyond the boundary separating the operable units, exhibits the effects of chemical injections performed in mid-September 2016. CVOC concentrations at MW11 have generally declined during the period of record having fallen from 17,413 ug/l in March 2014 to 4,743 ug/l in July 2020; a 73% decline.

Recommendations

Select monitoring wells at OUII should continue to be gauged and tested for EPA Method 8260 VOCs on a semi-annual frequency; the next event in January 2021. Recommended wells to be gauged include MW2, MW4, MW6 through MW9 and MW11 through MW14. Recommended wells to be sampled include MW2, MW9 and MW11 through MW14. The sample set should include QA samples and laboratory reporting conform to a Category B deliverable format; a DUSR should be prepared by a third-party validator. Results of the semi-annual testing should be provided to the NYSDEC in a document similar to this report.

Figures



MORGAN DAYS PARK

GRASS/TREES

MW14
4.81

BUILDING No. 2

COULD NOT LOCATE

MW1

MW13

4.49

MW12

4.37

PROPERTY LINE

GRASS

STREET

NASSAU

MW2

4.73

MW11

4.20

MW9

3.40

MW10

COULD NOT LOCATE

SMITH POND

COULD NOT LOCATE

MW3


3.50



MTA BUS GARAGE

4.00

PRIMARY SPILLWAY

LEGEND:

-  MONITORING WELL LOCATION
- 4.73

 GROUNDWATER ELEVATION (feet)
-  GROUNDWATER FLOW DIRECTION

NOTE:
ONLY WELLS AND PIEZOMETERS USED IN STUDY ARE SHOWN.

UNDERGROUND CULVERT
(TO MILL RIVER)

4.00
LOCATED, BUT
COULD NOT OPEN

MW4

3.71

MW5

MW6

4.17

MW7

4.45

MW8

4.41

LONG ISLAND RAILROAD



REVISION DATE: 7/16/2020 REVISOR: BS

80 & 100 BANKS AVENUE
ROCKVILLE CENTRE, NEW YORK

OUII GROUNDWATER ELEVATION AND FLOW DIRECTION
JULY 28, 2020

FIGURE #
1

Figure 2 - MW2
Former Darby Drugs - OUII
BCP C130140A

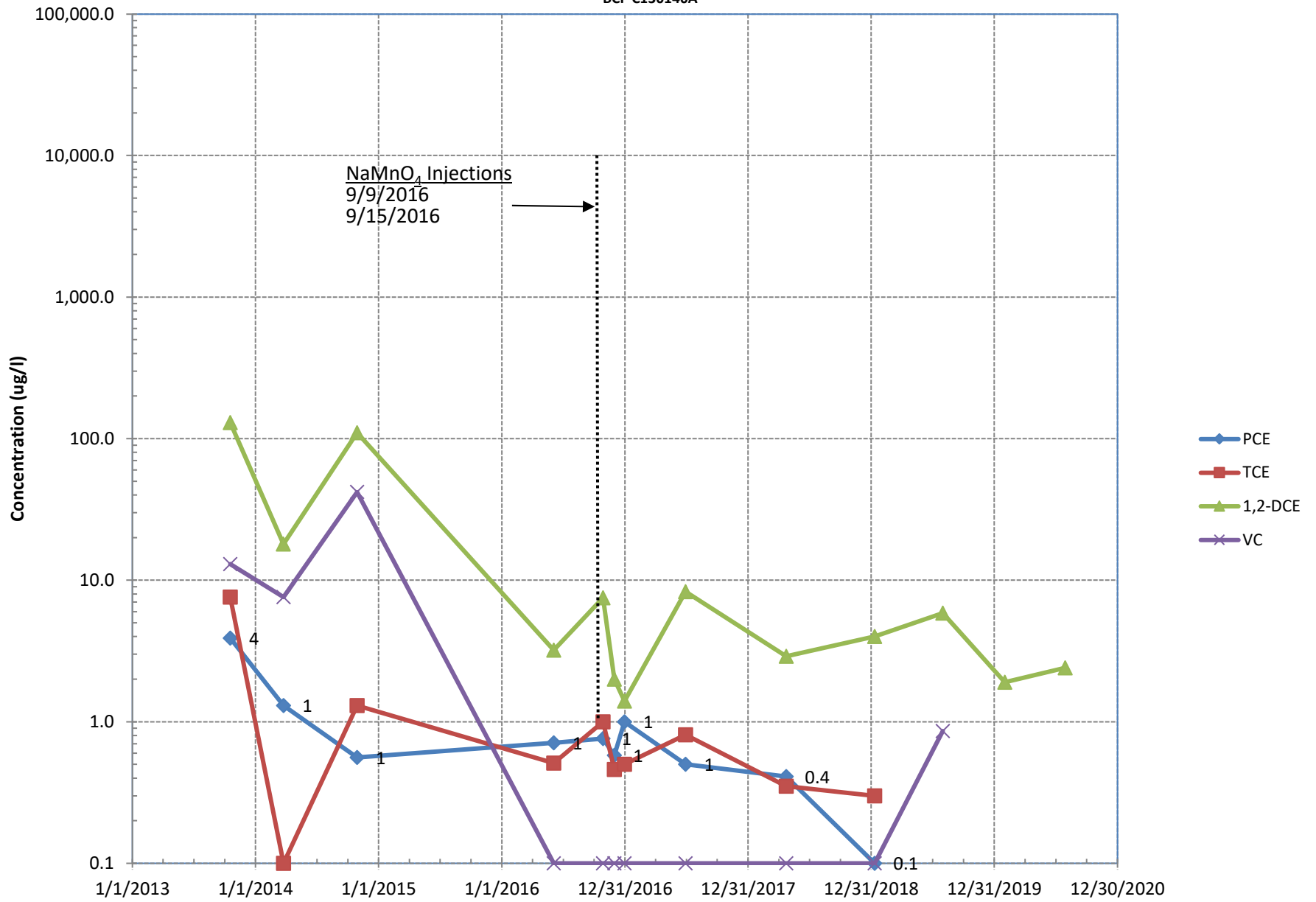


Figure 3 - MW11
Former Darby Drugs - OUII
BCP C130140A

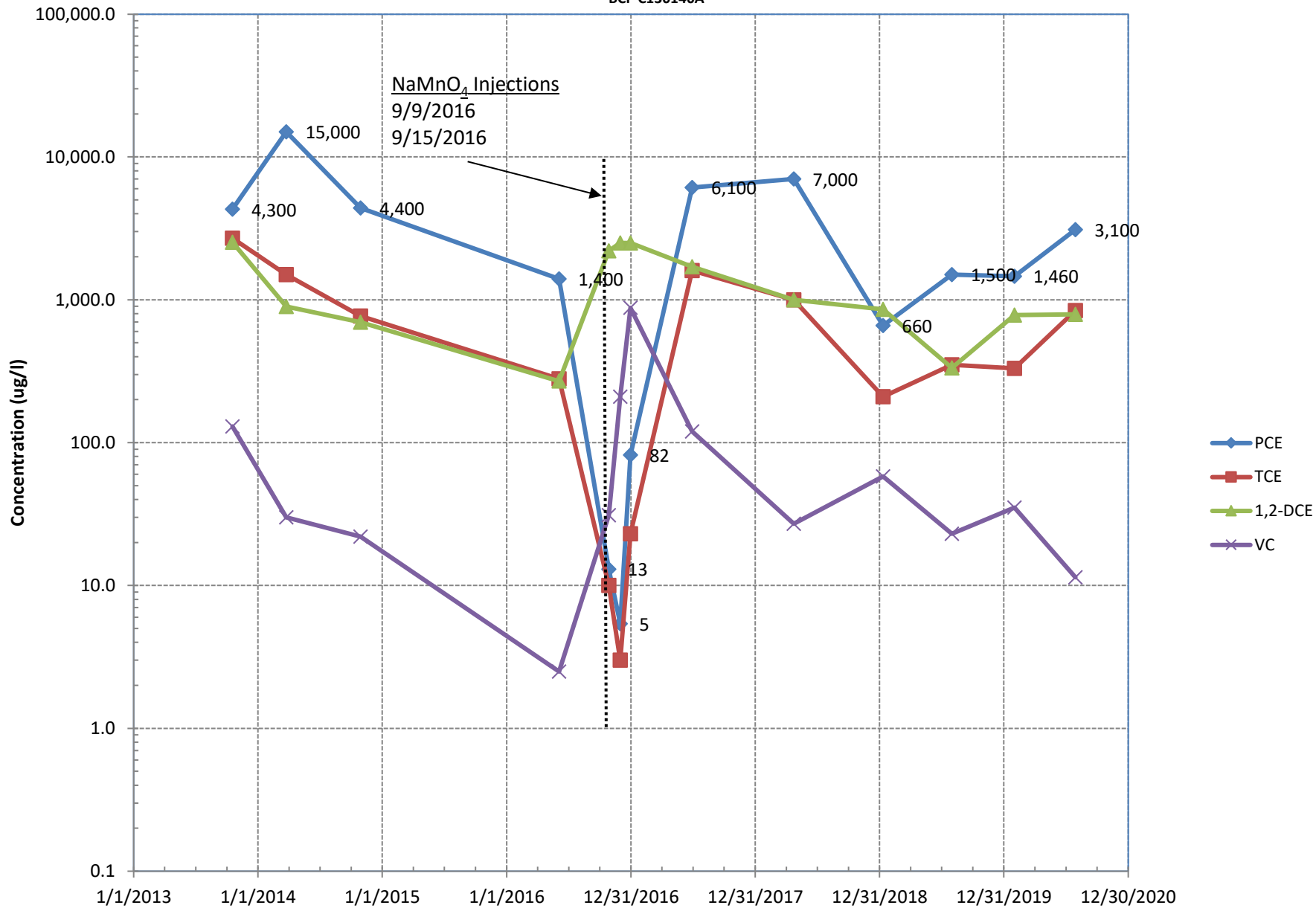


Figure 4 - MW12
Former Darby Drugs - OUII
BCP C13014A

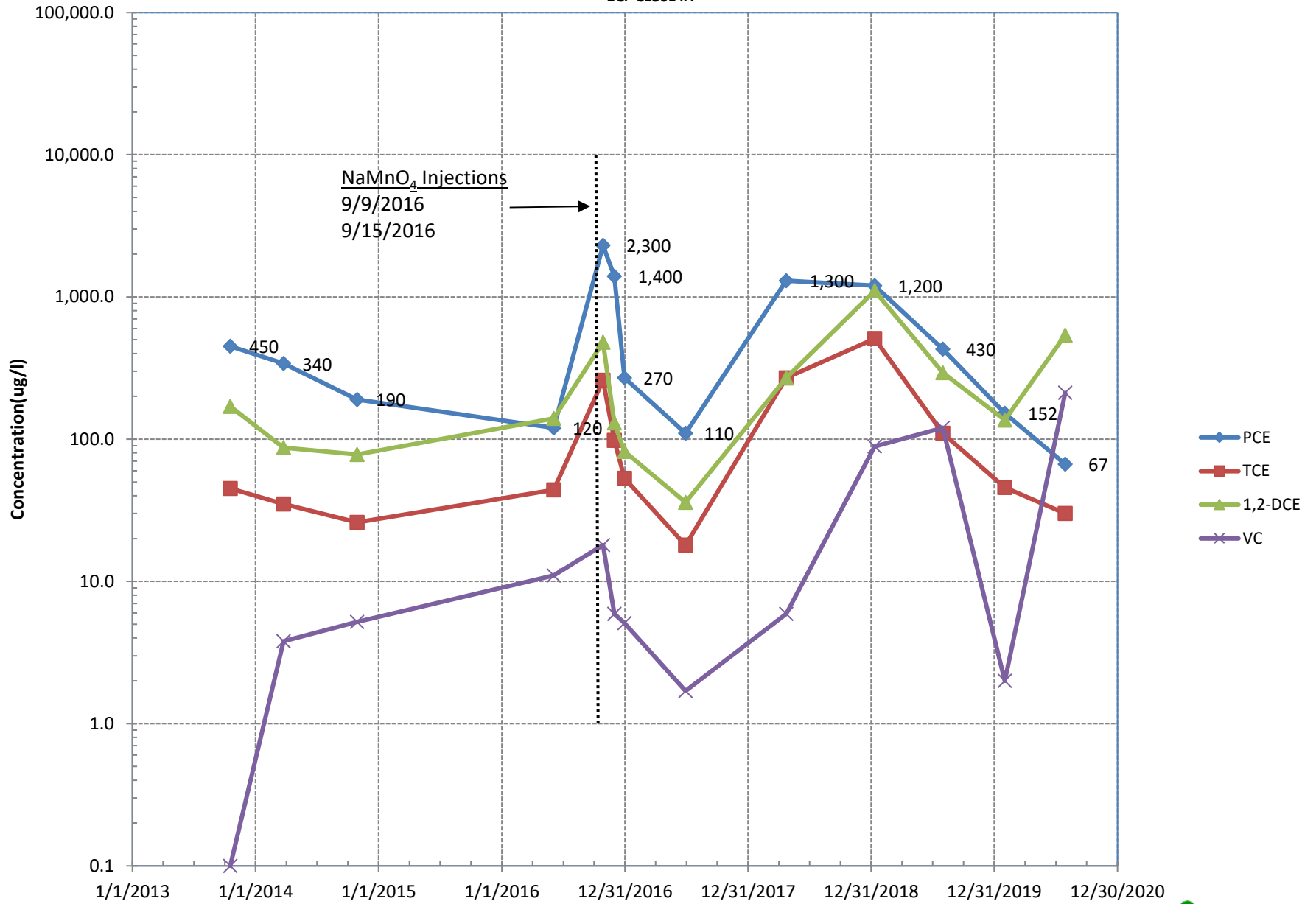


Figure 5 - MW13
Former Darby Drugs - OUII
BCP C130140A

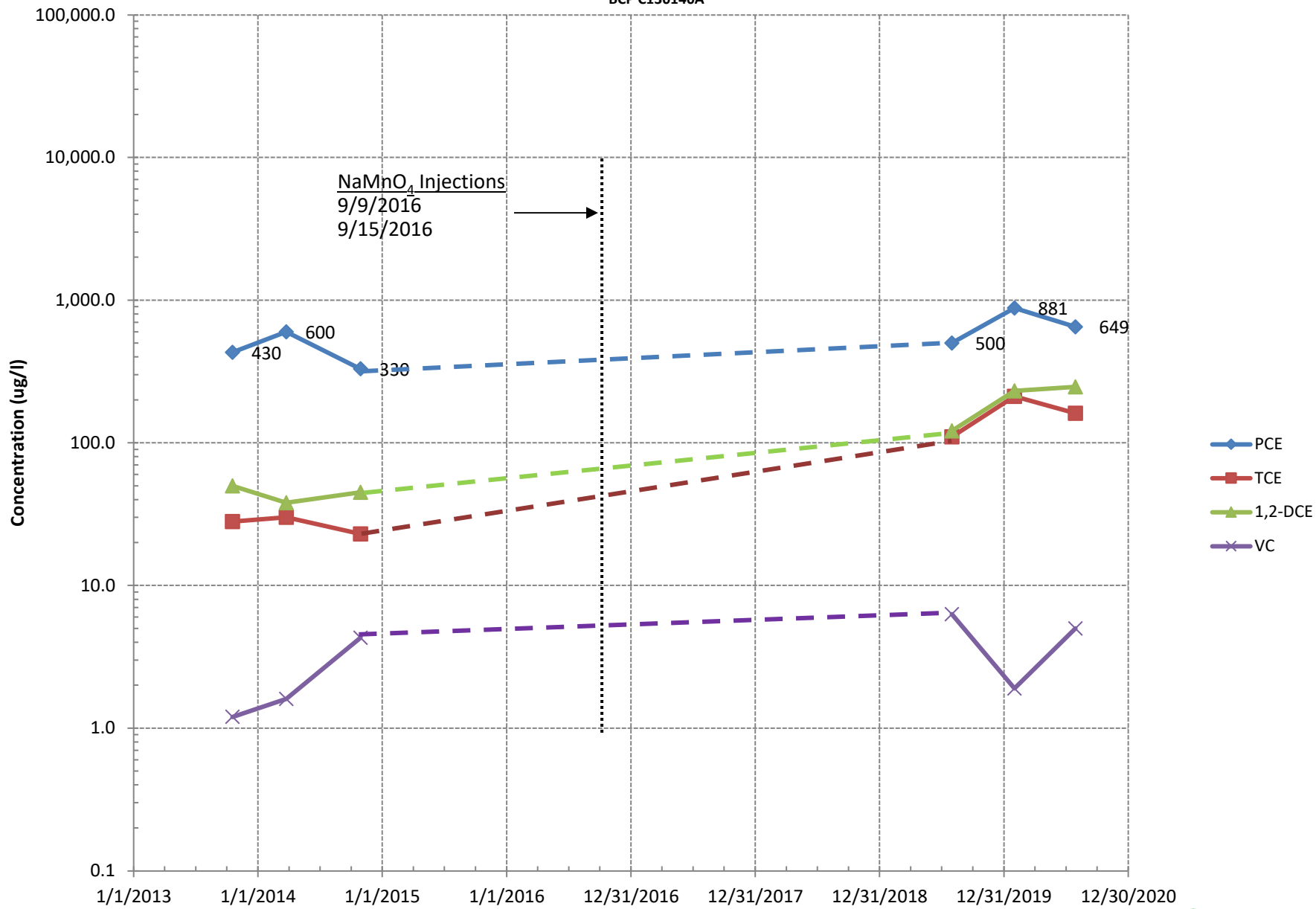


Figure 6 - MW14
Former Darby Drugs - OUII
BCP C130140A

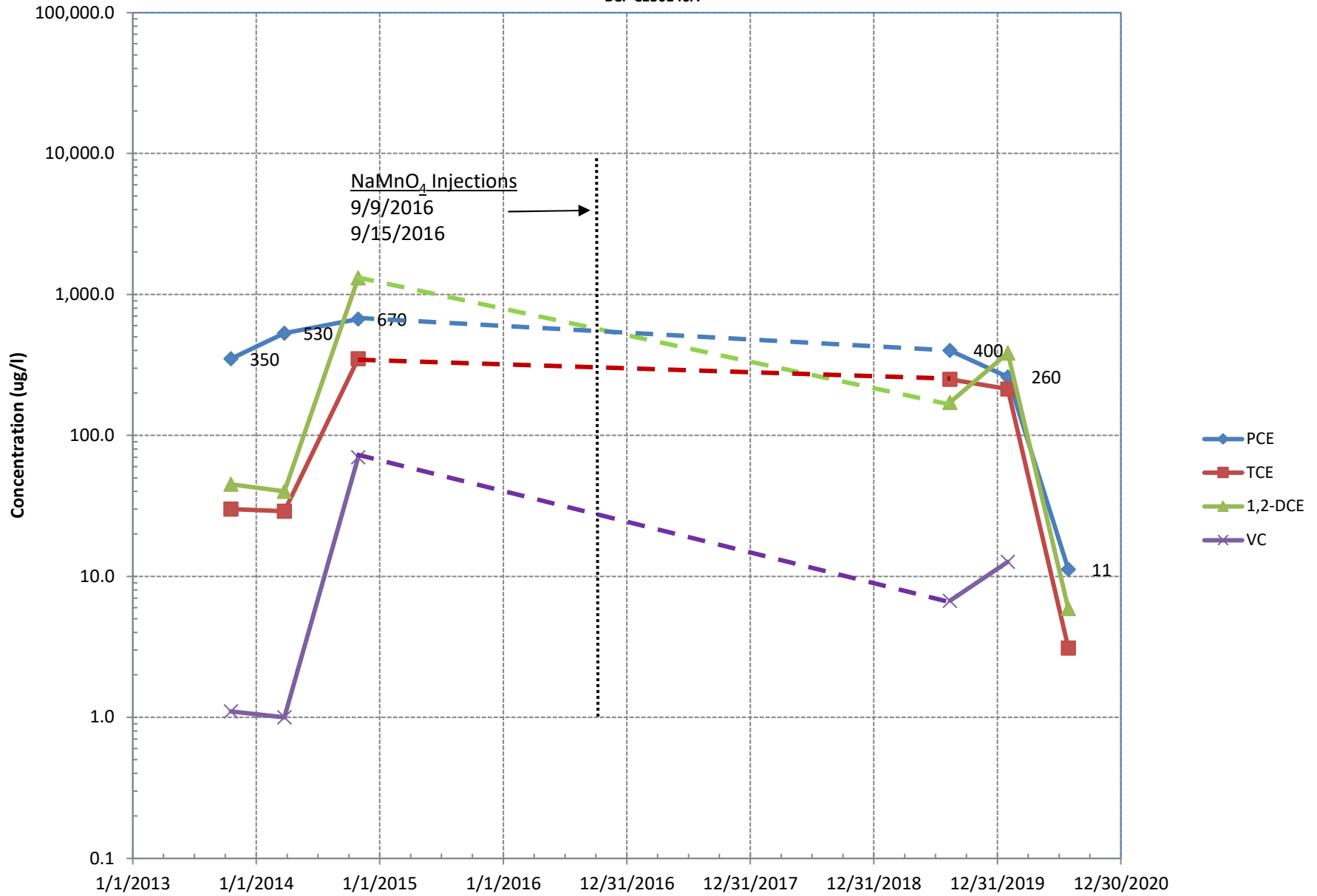
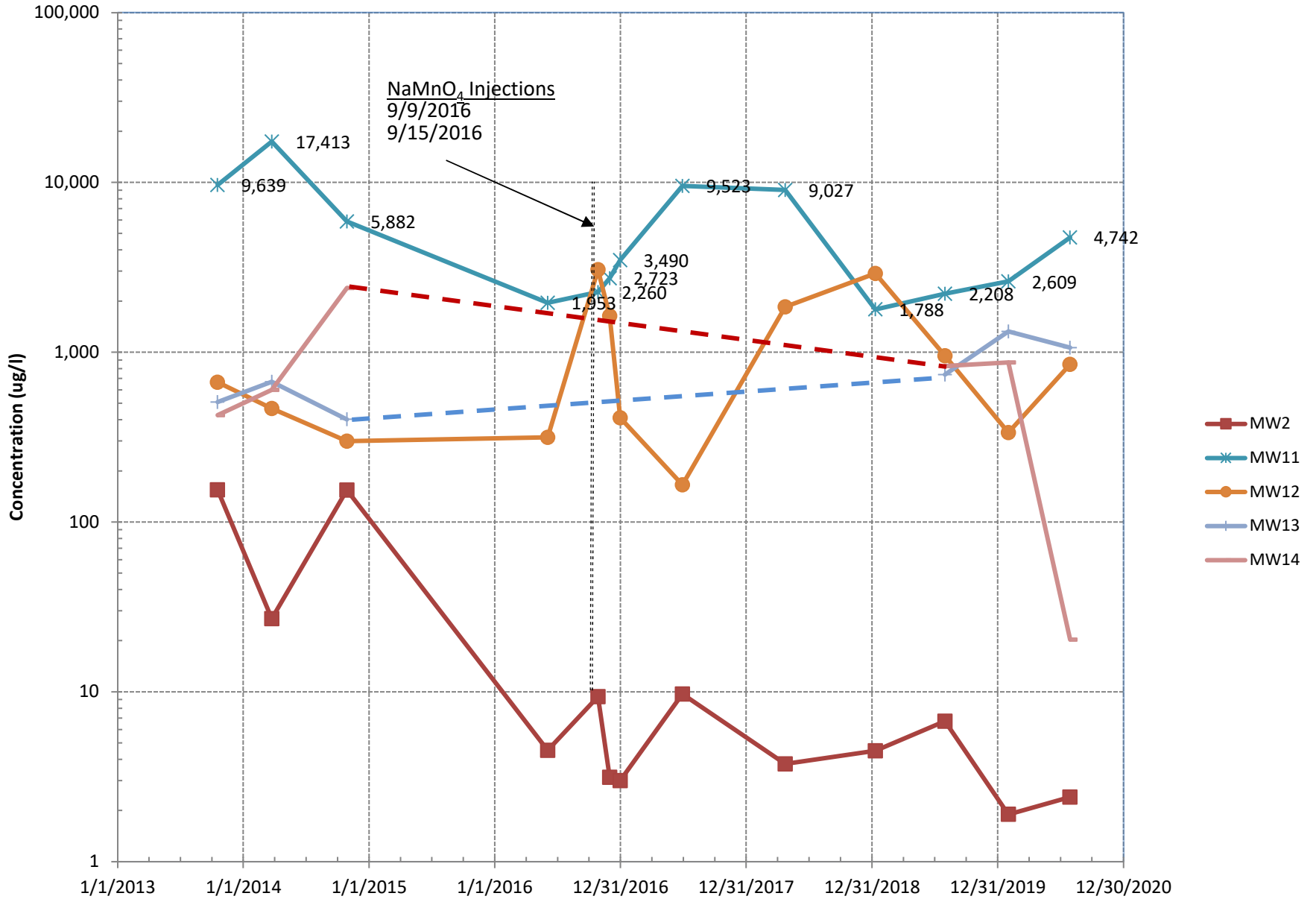


Figure 7 - Total CVOCs

Former Darby Drugs - OUII
BCP C130140A



Tables

Table 1: Summary of Groundwater Elevation Measurements
Former Darby Drugs – OUII (Off-Site)
Rockville Centre, New York
NYSDEC BCP Number: C130140A

Well Name	MW1		MW2		MW3		MW4		MW5	
MP ELEV	8.28		8.74		8.96		9.79		10.35	
Gauging Date	DTW	ELEV	DTW	ELEV	DTW	ELEV	DTW	ELEV	DTW	ELEV
3/26/2014	3.10	5.18	4.39	4.35	4.66	4.30	5.46	4.33	5.81	4.54
1/10/2019	-	-	3.36	5.38	-	-	-	-	-	-
7/31/2019	CNL	-	3.60	5.14	-	-	-	-	-	-
9/13/2019	CNL	-	3.78	4.96	-	-	-	-	-	-
1/31/2020	CNL	-	3.54	5.20	CNL	-	5.61	4.18	WD	-
7/28/2020	CNL	-	4.01	4.73	CNL	-	6.08	3.71	WD	-
Minimum	3.10	5.18	3.36	4.35	4.66	4.30	5.46	3.71	5.81	4.54
Average	3.10	5.18	3.78	4.96	4.66	4.30	5.72	4.07	5.81	4.54
Maximum	3.10	5.18	4.39	5.38	4.66	4.30	6.08	4.33	5.81	4.54

Well Name	MW6		MW7		MW8		MW9		MW10	
MP ELEV	10.97		11.53		11.53		10.82		10.13	
Gauging Date	DTW	ELEV	DTW	ELEV	DTW	ELEV	DTW	ELEV	DTW	ELEV
3/26/2014	6.25	4.72	6.18	5.35	6.63	4.90	6.87	3.95	5.89	4.24
1/10/2019	-	-	-	-	-	-	-	-	-	-
7/31/2019	-	-	-	-	-	-	-	-	-	-
9/13/2019	-	-	-	-	-	-	-	-	-	-
1/31/2020	6.14	4.83	6.03	5.50	6.42	5.11	7.04	3.78	CNL	-
7/28/2020	6.80	4.17	7.08	4.45	7.12	4.41	7.42	3.40	CNL	-
Minimum	6.14	4.17	6.03	4.45	6.42	4.41	6.87	3.40	5.89	4.24
Average	6.40	4.57	6.43	5.10	6.72	4.81	7.11	3.71	5.89	4.24
Maximum	6.80	4.83	7.08	5.50	7.12	5.11	7.42	3.95	5.89	4.24

Well Name	MW11		MW12		MW13		MW14	
MP ELEV	9.48		9.87		10.00		10.21	
Gauging Date	DTW	ELEV	DTW	ELEV	DTW	ELEV	DTW	ELEV
3/26/2014	4.61	4.87	4.06	5.81	3.71	6.29	3.21	7.00
1/10/2019	4.60	4.88	4.85	5.02	-	-	-	-
7/31/2019	4.83	4.65	5.21	4.66	5.32	4.68	5.80	4.41
9/13/2019	5.00	4.48	5.02	4.85	5.00	5.00	4.83	5.38
1/31/2020	4.80	4.68	5.15	4.72	5.26	4.74	5.17	5.04
7/28/2020	5.28	4.20	5.50	4.37	5.51	4.49	5.40	4.81
Minimum	4.60	4.20	4.06	4.37	3.71	4.49	3.21	4.41
Average	4.85	4.63	4.97	4.91	4.96	5.04	4.88	5.33
Maximum	5.28	4.88	5.50	5.81	5.51	6.29	5.80	7.00

Notes:

- MP ELEV - measuring point elevation (ft).
- DTW - depth to water (ft from measuring pont).
- ELEV - water level elevation (ft).
- WD - well head damaged, steel cover cross-threaded.
- CNL - could not locate.



Table 2: Summary of Groundwater Sampling Results - July 28, 2020
Former Darby Drugs – OUII (Off-Site)
Rockville Centre, New York
NYSDEC BCP Number: C130140A

COMPOUND	NYSDEC								
	AWQS	MW2	DUP (1)	MW9	MW11	MW12	MW13	MW14	TB
1,1,1-Trichloroethane	5	1 U	1 U	1 U	10 U	1 U	5 U	1 U	1 U
1,1,2,2-Tetrachloroethane	5	1 U	1 U	1 U	10 U	1 U	5 U	1 U	1 U
1,1,2-Trichloroethane	1	1 U	1 U	1 U	10 U	1 U	5 U	1 U	1 U
1,1-Dichloroethane	5	1 U	1 U	1 U	10 U	1 U	5 U	1 U	1 U
1,1-Dichloroethene	5	1 U	1 U	1 U	10 U	0.85 J	5 U	1 U	1 U
1,2,3-Trichlorobenzene	5	1 U	1 U	1 U	10 U	1 U	5 U	1 U	1 U
1,2,4-Trichlorobenzene	5	1 U	1 U	1 U	10 U	1 U	5 U	1 U	1 U
1,2-Dibromo-3-chloropropane	0.04	2 U	2 U	2 U	20 U	2 U	10 U	2 U	2 U
1,2-Dibromoethane	0.0006	1 U	1 U	1 U	10 U	1 U	5 U	1 U	1 U
1,2-Dichlorobenzene	3	1 U	1 U	1 U	10 U	1 U	5 U	1 U	1 U
1,2-Dichloroethane	0.6	1 U	1 U	1 U	10 U	1 U	5 U	1 U	1 U
1,2-Dichloropropane	1	1 U	1 U	1 U	10 U	1 U	5 U	1 U	1 U
1,3-Dichlorobenzene	3	1 U	1 U	1 U	10 U	1 U	5 U	1 U	1 U
1,4-Dichlorobenzene	3	1 U	1 U	1 U	10 U	1 U	5 U	1 U	1 U
2-Butanone (MEK)	50	10 U	10 U	10 U	100 U	10 U	50 U	10 U	10 U
2-Hexanone	50	5 U	5 U	5 U	50 U	5 U	25 U	5 U	5 U
4-Methyl-2-pentanone(MIBK)	-	5 U	5 U	5 U	50 U	5 U	25 U	5 U	5 U
Acetone	50	10 U	10 U	10 U	100 U	10 U	50 U	10 U	10 U
Benzene	1	0.5 U	0.5 U	12.9	5 U	0.5 U	2.5 U	0.5 U	0.5 U
Bromochloromethane	5	1 U	1 U	1 U	10 U	1 U	5 U	1 U	1 U
Bromodichloromethane	50	1 U	1 U	1 U	10 U	1 U	5 U	1 U	1 U
Bromoform	50	1 U	1 U	1 U	10 U	1 U	5 U	1 U	1 U
Bromomethane	5	2 U	2 U	2 U	20 U	2 U	10 U	2 U	2 U
Carbon disulfide	-	2 U	2 U	2 U	20 U	2 U	10 U	2 U	2 U
Carbon tetrachloride	5	1 U	1 U	1 U	10 U	1 U	5 U	1 U	1 U
Chlorobenzene	5	1 U	1 U	1 U	10 U	1 U	5 U	1 U	1 U
Chloroethane	5	1 U	1 U	1 U	10 U	1 U	5 U	1 U	1 U
Chloroform	7	1 U	1 U	1 U	10 U	1 U	5 U	1 U	1 U
Chloromethane	5	1 U	1 U	1 U	10 U	1 U	5 U	1 U	1 U
cis-1,2-Dichloroethene	5	2.4	2.7	1 U	782	535	247	5.9	1 U
cis-1,3-Dichloropropene	0.4*	1 U	1 U	1 U	10 U	1 U	5 U	1 U	1 U
Cyclohexane	-	5 U	5 U	66.2	50 U	5 U	25 U	5 U	5 U
Dibromochloromethane	50	1 U	1 U	1 U	10 U	1 U	5 U	1 U	1 U
Dichlorodifluoromethane	5	2 U	2 U	2 U	20 U	2 U	10 U	2 U	2 U
Ethylbenzene	5	1 U	1 U	1.6	10 U	1 U	5 U	1 U	1 U
Freon 113	5	5 U	5 U	5 U	50 U	5 U	25 U	5 U	5 U
Isopropylbenzene	5	1 U	1 U	18.8	10 U	1 U	5 U	1 U	1 U
m,p-Xylene	5	1 U	1 U	1.1	10 U	1 U	5 U	1 U	1 U
Methyl Acetate	-	5 U	5 U	5 U	50 U	5 U	25 U	5 U	5 U
Methyl Tert Butyl Ether	10	1 U	1 U	1 U	10 U	1 U	5 U	1 U	1 U
Methylcyclohexane	-	5 U	5 U	57.1	50 U	5 U	25 U	5 U	5 U
Methylene chloride	5	2 U	2 U	2 U	20 U	2 U	10 U	2 U	2 U
o-Xylene	5	1 U	1 U	0.68 J	10 U	1 U	5 U	1 U	1 U
Styrene	5	1 U	1 U	1 U	10 U	1 U	5 U	1 U	1 U
Tetrachloroethene	5	1 U	1 U	1 U	3,100	66.8	649	11.2	1 U
Toluene	5	1 U	1 U	3.2	10 U	1 U	5 U	1 U	1 U
trans-1,2-Dichloroethene	5	1 U	1 U	1 U	9.2 J	4.1	5 U	1 U	1 U
trans-1,3-Dichloropropene	0.4*	1 U	1 U	1 U	10 U	1 U	5 U	1 U	1 U
Trichloroethene	5	1 U	1 U	1 U	840	30	161	3.1	1 U
Trichlorofluoromethane	5	2 U	2 U	2 U	20 U	2 U	10 U	2 U	2 U
Vinyl chloride	2	1 U	1 U	1 U	11.4	212	5	1 U	1 U
Xylene (total)	5	1 U	1 U	1.8	10 U	1 U	5 U	1 U	1 U
Total VOCs	-	2	3	162	4,743	849	1,062	20	-

Notes:

- (1) - duplicate of sample MW2.
- TB - trip blank.
- AWQS: Ambient Water Quality Standard or Guidance Value (TOGS 1.1.1).
- Results and AWQS provided in micrograms per liter (ug/l).
- U - not detected relative to the indicated laboratory reporting limit (RL).
- J - estimated value.

Bold values indicate detections above the RL.

Result exceeds the AWQS/Guidance Value.



**Table 3: Summary of Historic Results - Detected Chlorinated Volatile Organic Compounds in Groundwater
Former Darby Drugs – OUII (Off-Site)
Rockville Centre, New York
NYSDEC BCP Number: C130140A**

CVOC	NYSDEC AWQS	MW1				MW2				
		11/17/2011	10/18/2013	3/26/2014	10/29/2014	11/17/2011	10/18/2013	3/26/2014	10/29/2014	6/3/2016
1,1-Dichloroethene	5	ND	2	ND	ND	ND	< 1	< 1	0.32	< 1
1,2-Dichlorobenzene	3	ND	ND	ND	ND	ND	< 1	< 1	< 1	< 1
Chlorobenzene	5	ND	ND	ND	ND	ND	< 1	< 5	< 5	< 5
Chloroform	7	ND	ND	ND	ND	ND	< 1	< 5	< 5	< 5
Chloromethane	5	ND	ND	ND	ND	ND	< 1	< 5	< 5	< 5
cis-1,2-Dichloroethene	5	5.3	1,100	8.3	7.8	ND	130	18	110	3.2
Dichlorodifluoromethane	5	ND	ND	ND	ND	ND	< 1	< 1	< 1	< 1
Tetrachloroethene	5	ND	250	ND	1.1	ND	3.9	1.3	0.56	0.71
trans-1,2-Dichloroethene	5	ND	4.7	ND	ND	ND	2.4	< 5	1.9	< 5
Trichloroethene	5	ND	340	3.2	1.2	ND	7.6	< 1	1.3	0.51
Vinyl Chloride	2	ND	59	1.2	0.46	ND	13	7.6	42	< 1

CVOC	NYSDEC AWQS	MW2								
		10/27/2016	11/30/2016	12/30/2016	6/29/2017	4/23/2018	1/10/2019	7/31/2019	1/31/2020	7/28/2020
1,1-Dichloroethene	5	< 1	< 1	< 1	< 1	< 1	< 1	< 1	< 1	< 1
1,2-Dichlorobenzene	3	< 1	< 1	< 1	< 1	< 1	< 1	< 1	< 1	< 1
Chlorobenzene	5	< 5	< 5	< 5	< 5	< 5	< 5	< 5	< 1	< 1
Chloroform	7	< 5	< 5	< 5	< 5	< 5	< 5	< 5	< 1	< 1
Chloromethane	5	< 5	< 5	< 5	< 5	< 5	< 5	< 5	< 1	< 1
cis-1,2-Dichloroethene	5	7.5	2	1.4	8	2.9	3.6	5.5	1.9	2.4
Dichlorodifluoromethane	5	< 1	< 1	< 1	< 1	< 1	< 1	< 1	< 2	< 2
Tetrachloroethene	5	0.76	0.58	1	0.5	0.41	< 1	< 1	< 1	< 1
trans-1,2-Dichloroethene	5	< 5	< 5	< 5	0.28	< 5	< 5	0.36	< 1	< 1
Trichloroethene	5	1	0.46	0.5	0.81	0.35	0.27	< 1	< 1	< 1
Vinyl Chloride	2	< 1	< 1	< 1	< 1	< 1	< 1	0.86	< 1	< 1

CVOC	NYSDEC AWQS	MW3			MW4		MW5	MW6		MW7
		11/17/11	3/26/14	10/29/14	11/17/11	10/29/14	11/17/11	11/17/11	10/29/14	11/17/11
1,1-Dichloroethene	5	ND	< 1	< 1	ND	< 1	ND	ND	< 1	ND
1,2-Dichlorobenzene	3	ND	< 1	< 1	ND	< 1	ND	ND	0.16	ND
Chlorobenzene	5	ND	< 1	< 5	ND	< 1	ND	ND	0.41	0.55
Chloroform	7	ND	< 5	< 5	ND	< 1	ND	ND	< 1	ND
Chloromethane	5	ND	< 5	< 5	ND	< 1	ND	ND	< 1	ND
cis-1,2-Dichloroethene	5	ND	< 1	< 1	ND	< 1	ND	ND	< 1	ND
Dichlorodifluoromethane	5	ND	< 1	< 1	ND	< 2	ND	ND	< 2	ND
Tetrachloroethene	5	ND	< 1	< 1	ND	< 1	ND	ND	< 1	ND
trans-1,2-Dichloroethene	5	ND	< 5	< 5	ND	< 1	ND	ND	< 1	ND
Trichloroethene	5	ND	< 1	< 1	ND	< 1	ND	ND	< 1	ND
Vinyl Chloride	2	ND	< 1	< 1	ND	< 1	ND	ND	< 1	ND

CVOC	NYSDEC AWQS	MW7	MW8		MW9			MW10		
		10/29/14	11/17/11	10/29/14	10/18/13	10/29/14	1/31/2020	7/28/2020	10/18/13	10/29/14
1,1-Dichloroethene	5	< 1	ND	< 1	< 2	< 1	< 1	< 1	< 1	< 1
1,2-Dichlorobenzene	3	< 1	ND	< 1	< 2	< 1	< 1	< 1	< 1	< 1
Chlorobenzene	5	< 1	ND	< 1	< 2	< 5	< 1	< 1	< 1	0.25
Chloroform	7	< 1	ND	< 5	< 2	< 5	< 1	< 1	< 1	< 1
Chloromethane	5	< 1	ND	0.49	< 2	< 5	< 1	< 1	< 1	0.28
cis-1,2-Dichloroethene	5	< 1	ND	< 1	< 2	< 1	< 1	< 1	< 1	< 1
Dichlorodifluoromethane	5	< 2	ND	< 1	< 2	< 1	< 2	< 2	< 1	< 1
Tetrachloroethene	5	< 1	ND	< 1	< 2	< 1	< 1	< 1	< 1	< 1
trans-1,2-Dichloroethene	5	< 1	ND	< 5	< 2	< 5	< 1	< 1	< 5	< 5
Trichloroethene	5	< 1	ND	< 1	< 2	< 1	< 1	< 1	< 1	< 1
Vinyl Chloride	2	< 1	ND	< 1	< 2	< 1	< 1	< 1	< 1	< 1

CVOC	NYSDEC AWQS	MW11								
		10/18/2013	3/26/2014	10/29/2014	6/3/2016	10/27/2016	11/30/2016	12/30/2016	6/29/2017	4/23/2018
1,1-Dichloroethene	5	9.4	3.3	< 20	0.74	6.1	4.5	4.9	3.1	< 5
1,2-Dichlorobenzene	3	< 5	< 1	< 20	< 1	< 1	< 4.7	< 4.7	< 4.7	< 5
Chlorobenzene	5	< 5	< 5	< 100	< 5	< 5	< 5	< 5	< 5	< 5
Chloroform	7	< 5	< 5	< 100	< 5	< 5	< 7	< 7	< 7	< 7
Chloromethane	5	< 5	< 5	< 100	< 5	< 5	< 5	< 5	< 5	< 5
cis-1,2-Dichloroethene	5	2,500	880	690	270	2,200	2,500	2,500	1,700	1,000
Dichlorodifluoromethane	5	< 5	< 1	< 20	< 1	< 1	< 5	< 5	< 5	< 5
Tetrachloroethene	5	4,300	15,000	4,400	1,400	13	5.4	82	6,100	7,000
trans-1,2-Dichloroethene	5	28	16	7.2	3.6	26	33	38	56	9.6
Trichloroethene	5	2,700	1,500	770	280	10	3	23	1,600	1,000
Vinyl Chloride	2	130	30	22	2.5	31	210	880	120	27



**Table 3: Summary of Historic Results - Detected Chlorinated Volatile Organic Compounds in Groundwater
Former Darby Drugs – OUII (Off-Site)
Rockville Centre, New York
NYSDEC BCP Number: C130140A**

CVOC	NYSDEC AWQS	MW11				MW12				
		1/10/2019	7/31/2019	1/31/2020	7/28/2020	10/18/2013	3/26/2014	10/29/2014	6/3/2016	10/27/2016
1,1-Dichloroethene	5	2.3	1.1	< 4	<10	< 2	< 1	< 5	0.49	1.7
1,2-Dichlorobenzene	3	< 5	< 1	< 4	<10	< 2	< 1	< 5	< 1	< 1
Chlorobenzene	5	< 25	< 5	< 4	<10	< 2	< 5	< 25	< 5	< 5
Chloroform	7	< 25	< 5	< 4	<10	< 2	< 5	< 25	< 5	0.81
Chloromethane	5	< 25	< 5	< 4	<10	< 2	< 5	< 25	< 5	< 5
cis-1,2-Dichloroethene	5	850	330	776	782	170	87	78	140	480
Dichlorodifluoromethane	5	< 5	1.2	< 8	<20	< 2	< 1	< 5	< 1	< 1
Tetrachloroethene	5	660	1,500	1,460	3,100	450	340	190	120	2,300
trans-1,2-Dichloroethene	5	8.1	3.7	6.9	9.2	< 2	< 5	< 25	2.1	4.5
Trichloroethene	5	210	350	331	840	45	35	26	44	260
Vinyl Chloride	2	58	23	35.1	11.4	< 2	3.8	5.2	11	18

CVOC	NYSDEC AWQS	MW12								MW13
		11/30/2016	12/30/2016	6/29/2017	4/23/2018	1/10/2019	7/31/2019	1/31/2020	7/28/2020	
1,1-Dichloroethene	5	< 5	0.42	< 1	0.97	2.3	0.8	< 1	0.85	ND
1,2-Dichlorobenzene	3	< 4.7	< 1	< 1	< 1	< 5	< 1	< 1	< 1	ND
Chlorobenzene	5	< 5	< 5	< 5	< 5	< 25	< 5	< 1	< 1	ND
Chloroform	7	< 7.	< 5	< 5	2.3	2	0.6	< 1	< 1	ND
Chloromethane	5	< 5	< 5	< 5	< 5	< 25	< 5	< 1	< 1	ND
cis-1,2-Dichloroethene	5	130	82	36	270	1,100	290	135	535	50
Dichlorodifluoromethane	5	< 5	< 1	< 1	< 1	< 5	< 1	< 2	< 2	ND
Tetrachloroethene	5	1,400	270	110	1,300	1,200	430	152	66.8	430
trans-1,2-Dichloroethene	5	< 5	1.3	0.59	2.5	6.8	2.6	1	4.1	ND
Trichloroethene	5	98	53	18	270	510	110	45.7	30	28
Vinyl Chloride	2	5.9	5.1	1.7	5.9	89	120	2	212	1.2

CVOC	NYSDEC AWQS	MW13					MW14			
		3/26/2014	10/29/2014	7/31/2019	1/31/2020	7/28/2020	10/18/2013	3/26/2014	10/29/2014	8/13/2019
1,1-Dichloroethene	5	ND	ND	0.5	< 2	<5	ND	ND	ND	1.3
1,2-Dichlorobenzene	3	ND	ND	< 1	< 2	<5	ND	ND	ND	< 1
Chlorobenzene	5	ND	ND	< 5	< 2	<5	ND	ND	ND	< 1
Chloroform	7	ND	ND	0.4	< 2	<5	ND	ND	ND	< 1
Chloromethane	5	ND	ND	< 5	< 2	<5	ND	ND	ND	2.7
cis-1,2-Dichloroethene	5	38	45	120	230	247	45	40	1,300	170
Dichlorodifluoromethane	5	ND	ND	< 1	< 4	<10	ND	ND	ND	< 1
Tetrachloroethene	5	600	330	500	881	649	350	530	670	400
trans-1,2-Dichloroethene	5	ND	ND	0.74	1.2	<5	ND	ND	6.6	1.4
Trichloroethene	5	30	23	110	212	161	30	29	350	250
Vinyl Chloride	2	1.6	4.3	6.3	1.9	5	1.1	1	70	6.7

CVOC	NYSDEC AWQS	MW14	
		1/31/2020	7/28/2020
1,1-Dichloroethene	5	1.2	< 1
1,2-Dichlorobenzene	3	< 1	< 1
Chlorobenzene	5	< 1	< 1
Chloroform	7	< 1	< 1
Chloromethane	5	< 1	< 1
cis-1,2-Dichloroethene	5	382	5.9
Dichlorodifluoromethane	5	< 2	< 2
Tetrachloroethene	5	260	11.2
trans-1,2-Dichloroethene	5	1.6	< 1
Trichloroethene	5	213	3.1
Vinyl Chloride	2	12.7	< 1

Notes:

AWQS: Ambient Water Quality Standard or Guidance Value (TOGS 1.1.1).

Results and AWQS provided in micrograms per liter (ug/l).

CVOC - chlorinated volatile organic compound.

ND - not detected.

< - not detected relative to the indicated laboratory reporting limit (RL).

Bold values indicate detections above the RL.

Result exceeds the AWQS/Guidance Value.



Attachment 1

Data Usability Summary Report

DATA USABILITY SUMMARY REPORT
DARBY DRUG COMPANY, INC., ROCKVILLE CENTRE, NEW YORK

Client: EnviroTrac Ltd., Yaphank, New York
SDG: JD10870
Laboratory: SGS North America, Dayton, New Jersey
Site: Darby Drug Company, Inc., Rockville Centre, New York
Date: August 7, 2020

EDS ID	Client Sample ID	Laboratory Sample ID	Matrix
1	MW2-20200728	J10870-1	Water
1MS	MW2-20200728MS	J10870-1MS	Water
1MSD	MW2-20200728MSD	J10870-1MSD	Water
2	MW9-20200728	J10870-2	Water
3	MW11-20200728	J10870-3	Water
4	MW12-20200728	J10870-4	Water
5	MW13-20200728	J10870-5	Water
6	MW14-20200728	J10870-6	Water
7	DUP-20200728	J10870-7	Water
8	TB-20200728	J10870-8	Water

A Data Usability Summary Review was performed on the analytical data for seven water samples and one aqueous trip blank sample collected on July 28, 2020 by EnviroTrac at the Darby Drug Company, Inc. site in Rockville Centre, New York. The samples were analyzed under the "Test Methods for the Evaluation of Solid Waste, USEPA SW-846, Third Edition, September 1986, with revisions".

Specific method references are as follows:

Analysis
VOCs

Method References
USEPA SW-846 Method 8260C

The data have been validated according to the protocols and quality control (QC) requirements of the analytical methods and the USEPA Region II Data Review Standard Operating Procedures (SOPs) as follows:

- SOP Number HW-33A, Revision 1, September 2016: Low/Medium Volatile Data Validation;
- and the reviewer's professional judgment.

The following items/criteria were reviewed for this report:

Organics

- Holding times and sample preservation

- Initial and continuing calibration summaries
- Method blank and field blank contamination
- Surrogate Spike recoveries
- Matrix Spike/Matrix Spike Duplicate (MS/MSD) recoveries
- Laboratory Control Sample/Laboratory Control Sample Duplicate (LCS/LCSD) recoveries
- Internal standard area and retention time summary forms
- Target Compound Identification
- Compound Quantitation
- Tentatively Identified Compounds (TICs)
- Field Duplicate sample precision

Data Usability Assessment

There were no rejections of data.

The data are acceptable for the intended purposes. There were no qualifications.

Data Completeness

- The data is a complete Category B data package as defined under the requirements for the NYS Department of Environmental Conservation Analytical Services Protocol.

Volatile Organic Compounds (VOCs)

Holding Times

- All samples were analyzed within 14 days for preserved water samples.

Surrogate Spike Recoveries

- All samples exhibited acceptable surrogate %R values.

Matrix Spike/Matrix Spike Duplicate (MS/MSD) Recoveries

- The MS/MSD samples exhibited acceptable percent recoveries (%R) and RPD values.

Laboratory Control Samples (LCS)

- The LCS samples exhibited acceptable percent recoveries (%R).

Method Blank

- The method blanks were free of contamination.

Field Blank

- Field QC results are summarized below.

Blank ID	Compound	Conc. ug/L	Qualifier	Affected Samples
TB-20200728	None - ND	-	-	-

GC/MS Tuning

- All criteria were met.

Initial Calibration

- The initial calibrations exhibited acceptable %RSD and mean RRF values.

Continuing Calibration

- The continuing calibrations exhibited acceptable %D and RRF values.

Compound Quantitation

- Several samples were analyzed at various dilutions due to high concentrations of target compounds. The reporting limits were adjusted accordingly. No action was required.

Internal Standard (IS) Area Performance

- All internal standards met response and retention time (RT) criteria.

Tentatively Identified Compounds (TICs)


- TICs were not reported.

Field Duplicate Sample Precision

- Field duplicate results are summarized below. The precision was acceptable.

Compound	MW2-20200728 ug/L	DUP-20200728 ug/L	RPD	Qualifier
cis-1,2-Dichloroethene	2.4	2.7	12%	None

Please contact the undersigned at (757) 564-0090 if you have any questions or need further information.

Signed:  Dated: 8/7/20
Nancy Weaver
Senior Chemist

Data Qualifier	Definition
U	The analyte was analyzed for, but was not detected above the level of the reported sample quantitation limit.
J	The analyte is an estimated quantity. The associated numerical value is the approximate concentration of the analyte in the sample.
J+	The result is an estimated quantity, but the result may be biased high.
J-	The result is an estimated quantity, but the result may be biased low.
NJ	The analysis has been "tentatively identified" or "presumptively" as present and the associated numerical value is the estimated concentration in the samples.
UJ	The analyte was analyzed for but was not detected. The reported quantitation limit is approximate and may be inaccurate or imprecise.
R	The data are unusable. The sample results are rejected due to serious deficiencies in meeting QC criteria. The analyte may or may not be present in the samples.

SGS North America Inc.

Report of Analysis

Client Sample ID: MW2-20200728	Date Sampled: 07/28/20
Lab Sample ID: JD10870-1	Date Received: 07/29/20
Matrix: AQ - Ground Water	Percent Solids: n/a
Method: SW846 8260C	
Project: Darby Drugs, 80 Banks Avenue, Rockville Centre, NY	

Run #	File ID	DF	Analyzed	By	Prep Date	Prep Batch	Analytical Batch
Run #1	2A204300.D	1	08/01/20 14:44	PR	n/a	n/a	V2A8870
Run #2							

Run #	Purge Volume
Run #1	5.0 ml
Run #2	

VOA TCL List

CAS No.	Compound	Result	RL	MDL	Units	Q
67-64-1	Acetone	ND	10	6.0	ug/l	
71-43-2	Benzene	ND	0.50	0.43	ug/l	
74-97-5	Bromochloromethane	ND	1.0	0.48	ug/l	
75-27-4	Bromodichloromethane	ND	1.0	0.58	ug/l	
75-25-2	Bromoform	ND	1.0	0.63	ug/l	
74-83-9	Bromomethane	ND	2.0	1.6	ug/l	
78-93-3	2-Butanone (MEK)	ND	10	6.9	ug/l	
75-15-0	Carbon disulfide	ND	2.0	0.95	ug/l	
56-23-5	Carbon tetrachloride	ND	1.0	0.55	ug/l	
108-90-7	Chlorobenzene	ND	1.0	0.56	ug/l	
75-00-3	Chloroethane	ND	1.0	0.73	ug/l	
67-66-3	Chloroform	ND	1.0	0.50	ug/l	
74-87-3	Chloromethane	ND	1.0	0.76	ug/l	
110-82-7	Cyclohexane	ND	5.0	0.78	ug/l	
96-12-8	1,2-Dibromo-3-chloropropane	ND	2.0	1.2	ug/l	
124-48-1	Dibromochloromethane	ND	1.0	0.56	ug/l	
106-93-4	1,2-Dibromoethane	ND	1.0	0.48	ug/l	
95-50-1	1,2-Dichlorobenzene	ND	1.0	0.53	ug/l	
541-73-1	1,3-Dichlorobenzene	ND	1.0	0.54	ug/l	
106-46-7	1,4-Dichlorobenzene	ND	1.0	0.51	ug/l	
75-71-8	Dichlorodifluoromethane ^a	ND	2.0	1.4	ug/l	
75-34-3	1,1-Dichloroethane	ND	1.0	0.57	ug/l	
107-06-2	1,2-Dichloroethane	ND	1.0	0.60	ug/l	
75-35-4	1,1-Dichloroethene	ND	1.0	0.59	ug/l	
156-59-2	cis-1,2-Dichloroethene	2.4	1.0	0.51	ug/l	
156-60-5	trans-1,2-Dichloroethene	ND	1.0	0.54	ug/l	
78-87-5	1,2-Dichloropropane	ND	1.0	0.51	ug/l	
10061-01-5	cis-1,3-Dichloropropene	ND	1.0	0.47	ug/l	
10061-02-6	trans-1,3-Dichloropropene	ND	1.0	0.43	ug/l	
100-41-4	Ethylbenzene	ND	1.0	0.60	ug/l	
76-13-1	Freon 113	ND	5.0	1.9	ug/l	
591-78-6	2-Hexanone	ND	5.0	2.0	ug/l	

ND = Not detected MDL = Method Detection Limit J = Indicates an estimated value
 RL = Reporting Limit B = Indicates analyte found in associated method blank
 E = Indicates value exceeds calibration range N = Indicates presumptive evidence of a compound

MW 8/7/20

4.1
4

SGS North America Inc.

2

Report of Analysis

Client Sample ID:	MW9-20200728	Date Sampled:	07/28/20
Lab Sample ID:	JD10870-2	Date Received:	07/29/20
Matrix:	AQ - Ground Water	Percent Solids:	n/a
Method:	SW846 8260C		
Project:	Darby Drugs, 80 Banks Avenue, Rockville Centre, NY		

Run #	File ID	DF	Analyzed	By	Prep Date	Prep Batch	Analytical Batch
Run #1	2A204306.D	1	08/01/20 17:41	PR	n/a	n/a	V2A8870
Run #2							

Run #	Purge Volume
Run #1	5.0 ml
Run #2	

VOA TCL List

CAS No.	Compound	Result	RL	MDL	Units	Q
67-64-1	Acetone	ND	10	6.0	ug/l	
71-43-2	Benzene	12.9	0.50	0.43	ug/l	
74-97-5	Bromochloromethane	ND	1.0	0.48	ug/l	
75-27-4	Bromodichloromethane	ND	1.0	0.58	ug/l	
75-25-2	Bromoform	ND	1.0	0.63	ug/l	
74-83-9	Bromomethane	ND	2.0	1.6	ug/l	
78-93-3	2-Butanone (MEK)	ND	10	6.9	ug/l	
75-15-0	Carbon disulfide	ND	2.0	0.95	ug/l	
56-23-5	Carbon tetrachloride	ND	1.0	0.55	ug/l	
108-90-7	Chlorobenzene	ND	1.0	0.56	ug/l	
75-00-3	Chloroethane	ND	1.0	0.73	ug/l	
67-66-3	Chloroform	ND	1.0	0.50	ug/l	
74-87-3	Chloromethane	ND	1.0	0.76	ug/l	
110-82-7	Cyclohexane	66.2	5.0	0.78	ug/l	
96-12-8	1,2-Dibromo-3-chloropropane	ND	2.0	1.2	ug/l	
124-48-1	Dibromochloromethane	ND	1.0	0.56	ug/l	
106-93-4	1,2-Dibromoethane	ND	1.0	0.48	ug/l	
95-50-1	1,2-Dichlorobenzene	ND	1.0	0.53	ug/l	
541-73-1	1,3-Dichlorobenzene	ND	1.0	0.54	ug/l	
106-46-7	1,4-Dichlorobenzene	ND	1.0	0.51	ug/l	
75-71-8	Dichlorodifluoromethane ^a	ND	2.0	1.4	ug/l	
75-34-3	1,1-Dichloroethane	ND	1.0	0.57	ug/l	
107-06-2	1,2-Dichloroethane	ND	1.0	0.60	ug/l	
75-35-4	1,1-Dichloroethene	ND	1.0	0.59	ug/l	
156-59-2	cis-1,2-Dichloroethene	ND	1.0	0.51	ug/l	
156-60-5	trans-1,2-Dichloroethene	ND	1.0	0.54	ug/l	
78-87-5	1,2-Dichloropropane	ND	1.0	0.51	ug/l	
10061-01-5	cis-1,3-Dichloropropene	ND	1.0	0.47	ug/l	
10061-02-6	trans-1,3-Dichloropropene	ND	1.0	0.43	ug/l	
100-41-4	Ethylbenzene	1.6	1.0	0.60	ug/l	
76-13-1	Freon 113	ND	5.0	1.9	ug/l	
591-78-6	2-Hexanone	ND	5.0	2.0	ug/l	

ND = Not detected MDL = Method Detection Limit J = Indicates an estimated value
 RL = Reporting Limit B = Indicates analyte found in associated method blank
 E = Indicates value exceeds calibration range N = Indicates presumptive evidence of a compound

nw 8/7/20

4.2

4

Report of Analysis

Client Sample ID: MW9-20200728	Date Sampled: 07/28/20
Lab Sample ID: JD10870-2	Date Received: 07/29/20
Matrix: AQ - Ground Water	Percent Solids: n/a
Method: SW846 8260C	
Project: Darby Drugs, 80 Banks Avenue, Rockville Centre, NY	

4.2
4

VOA TCL List

CAS No.	Compound	Result	RL	MDL	Units	Q
98-82-8	Isopropylbenzene	18.8	1.0	0.65	ug/l	
79-20-9	Methyl Acetate	ND	5.0	0.80	ug/l	
108-87-2	Methylcyclohexane	57.1	5.0	0.60	ug/l	
1634-04-4	Methyl Tert Butyl Ether	ND	1.0	0.51	ug/l	
108-10-1	4-Methyl-2-pentanone(MIBK)	ND	5.0	1.9	ug/l	
75-09-2	Methylene chloride	ND	2.0	1.0	ug/l	
100-42-5	Styrene	ND	1.0	0.70	ug/l	
79-34-5	1,1,2,2-Tetrachloroethane	ND	1.0	0.65	ug/l	
127-18-4	Tetrachloroethene	ND	1.0	0.90	ug/l	
108-88-3	Toluene	3.2	1.0	0.53	ug/l	
87-61-6	1,2,3-Trichlorobenzene	ND	1.0	0.50	ug/l	
120-82-1	1,2,4-Trichlorobenzene	ND	1.0	0.50	ug/l	
71-55-6	1,1,1-Trichloroethane	ND	1.0	0.54	ug/l	
79-00-5	1,1,2-Trichloroethane	ND	1.0	0.53	ug/l	
79-01-6	Trichloroethene	ND	1.0	0.53	ug/l	
75-69-4	Trichlorofluoromethane	ND	2.0	0.84	ug/l	
75-01-4	Vinyl chloride	ND	1.0	0.79	ug/l	
	m,p-Xylene	1.1	1.0	0.78	ug/l	
95-47-6	o-Xylene	0.68	1.0	0.59	ug/l	J
1330-20-7	Xylene (total)	1.8	1.0	0.59	ug/l	

CAS No.	Surrogate Recoveries	Run# 1	Run# 2	Limits
1868-53-7	Dibromofluoromethane	102%		80-120%
17060-07-0	1,2-Dichloroethane-D4	102%		81-124%
2037-26-5	Toluene-D8	99%		80-120%
460-00-4	4-Bromofluorobenzene	103%		80-120%

(a) Associated CCV outside of control limits low.

ND = Not detected MDL = Method Detection Limit J = Indicates an estimated value
 RL = Reporting Limit B = Indicates analyte found in associated method blank
 E = Indicates value exceeds calibration range N = Indicates presumptive evidence of a compound

MW 8/7/20

SGS North America Inc.

3

Report of Analysis

Client Sample ID: MW11-20200728	Date Sampled: 07/28/20
Lab Sample ID: JD10870-3	Date Received: 07/29/20
Matrix: AQ - Ground Water	Percent Solids: n/a
Method: SW846 8260C	
Project: Darby Drugs, 80 Banks Avenue, Rockville Centre, NY	

Run #	File ID	DF	Analyzed	By	Prep Date	Prep Batch	Analytical Batch
Run #1 ^a	2A204304.D	10	08/01/20 16:42	PR	n/a	n/a	V2A8870
Run #2	2A204305.D	50	08/01/20 17:12	PR	n/a	n/a	V2A8870

Run #	Purge Volume
Run #1	5.0 ml
Run #2	5.0 ml

VOA TCL List

CAS No.	Compound	Result	RL	MDL	Units	Q
67-64-1	Acetone	ND	100	60	ug/l	
71-43-2	Benzene	ND	5.0	4.3	ug/l	
74-97-5	Bromochloromethane	ND	10	4.8	ug/l	
75-27-4	Bromodichloromethane	ND	10	5.8	ug/l	
75-25-2	Bromoform	ND	10	6.3	ug/l	
74-83-9	Bromomethane	ND	20	16	ug/l	
78-93-3	2-Butanone (MEK)	ND	100	69	ug/l	
75-15-0	Carbon disulfide	ND	20	9.5	ug/l	
56-23-5	Carbon tetrachloride	ND	10	5.5	ug/l	
108-90-7	Chlorobenzene	ND	10	5.6	ug/l	
75-00-3	Chloroethane	ND	10	7.3	ug/l	
67-66-3	Chloroform	ND	10	5.0	ug/l	
74-87-3	Chloromethane	ND	10	7.6	ug/l	
110-82-7	Cyclohexane	ND	50	7.8	ug/l	
96-12-8	1,2-Dibromo-3-chloropropane	ND	20	12	ug/l	
124-48-1	Dibromochloromethane	ND	10	5.6	ug/l	
106-93-4	1,2-Dibromoethane	ND	10	4.8	ug/l	
95-50-1	1,2-Dichlorobenzene	ND	10	5.3	ug/l	
541-73-1	1,3-Dichlorobenzene	ND	10	5.4	ug/l	
106-46-7	1,4-Dichlorobenzene	ND	10	5.1	ug/l	
75-71-8	Dichlorodifluoromethane ^b	ND	20	14	ug/l	
75-34-3	1,1-Dichloroethane	ND	10	5.7	ug/l	
107-06-2	1,2-Dichloroethane	ND	10	6.0	ug/l	
75-35-4	1,1-Dichloroethene	ND	10	5.9	ug/l	
156-59-2	cis-1,2-Dichloroethene	782	10	5.1	ug/l	
156-60-5	trans-1,2-Dichloroethene	9.2	10	5.4	ug/l	J
78-87-5	1,2-Dichloropropane	ND	10	5.1	ug/l	
10061-01-5	cis-1,3-Dichloropropene	ND	10	4.7	ug/l	
10061-02-6	trans-1,3-Dichloropropene	ND	10	4.3	ug/l	
100-41-4	Ethylbenzene	ND	10	6.0	ug/l	
76-13-1	Freon 113	ND	50	19	ug/l	
591-78-6	2-Hexanone	ND	50	20	ug/l	

ND = Not detected MDL = Method Detection Limit J = Indicates an estimated value
 RL = Reporting Limit B = Indicates analyte found in associated method blank
 E = Indicates value exceeds calibration range N = Indicates presumptive evidence of a compound

MW 8/7/20

4.3
4

Report of Analysis

Client Sample ID:	MW11-20200728	Date Sampled:	07/28/20
Lab Sample ID:	JD10870-3	Date Received:	07/29/20
Matrix:	AQ - Ground Water	Percent Solids:	n/a
Method:	SW846 8260C		
Project:	Darby Drugs, 80 Banks Avenue, Rockville Centre, NY		

4.3
4

VOA TCL List

CAS No.	Compound	Result	RL	MDL	Units	Q
98-82-8	Isopropylbenzene	ND	10	6.5	ug/l	
79-20-9	Methyl Acetate	ND	50	8.0	ug/l	
108-87-2	Methylcyclohexane	ND	50	6.0	ug/l	
1634-04-4	Methyl Tert Butyl Ether	ND	10	5.1	ug/l	
108-10-1	4-Methyl-2-pentanone(MIBK)	ND	50	19	ug/l	
75-09-2	Methylene chloride	ND	20	10	ug/l	
100-42-5	Styrene	ND	10	7.0	ug/l	
79-34-5	1,1,2,2-Tetrachloroethane	ND	10	6.5	ug/l	
127-18-4	Tetrachloroethene	3100 ^c	50	45	ug/l	
108-88-3	Toluene	ND	10	5.3	ug/l	
87-61-6	1,2,3-Trichlorobenzene	ND	10	5.0	ug/l	
120-82-1	1,2,4-Trichlorobenzene	ND	10	5.0	ug/l	
71-55-6	1,1,1-Trichloroethane	ND	10	5.4	ug/l	
79-00-5	1,1,2-Trichloroethane	ND	10	5.3	ug/l	
79-01-6	Trichloroethene	840	10	5.3	ug/l	
75-69-4	Trichlorofluoromethane	ND	20	8.4	ug/l	
75-01-4	Vinyl chloride	11.4	10	7.9	ug/l	
	m,p-Xylene	ND	10	7.8	ug/l	
95-47-6	o-Xylene	ND	10	5.9	ug/l	
1330-20-7	Xylene (total)	ND	10	5.9	ug/l	

CAS No.	Surrogate Recoveries	Run# 1	Run# 2	Limits
1868-53-7	Dibromofluoromethane	101%	102%	80-120%
17060-07-0	1,2-Dichloroethane-D4	102%	103%	81-124%
2037-26-5	Toluene-D8	97%	98%	80-120%
460-00-4	4-Bromofluorobenzene	99%	99%	80-120%

- (a) Dilution required due to high concentration of target compound.
- (b) Associated CCV outside of control limits low.
- (c) Result is from Run# 2

ND = Not detected MDL = Method Detection Limit J = Indicates an estimated value
 RL = Reporting Limit B = Indicates analyte found in associated method blank
 E = Indicates value exceeds calibration range N = Indicates presumptive evidence of a compound

rw 8/7/20

SGS North America Inc.

4

Report of Analysis

Page 1 of 2

Client Sample ID:	MW12-20200728	Date Sampled:	07/28/20
Lab Sample ID:	JD10870-4	Date Received:	07/29/20
Matrix:	AQ - Ground Water	Percent Solids:	n/a
Method:	SW846 8260C		
Project:	Darby Drugs, 80 Banks Avenue, Rockville Centre, NY		

Run #	File ID	DF	Analyzed	By	Prep Date	Prep Batch	Analytical Batch
Run #1	2A204297.D	1	08/01/20 13:16	PR	n/a	n/a	V2A8870
Run #2	2A204298.D	10	08/01/20 13:45	PR	n/a	n/a	V2A8870

Run #	Purge Volume
Run #1	5.0 ml
Run #2	5.0 ml

VOA TCL List

CAS No.	Compound	Result	RL	MDL	Units	Q
67-64-1	Acetone	ND	10	6.0	ug/l	
71-43-2	Benzene	ND	0.50	0.43	ug/l	
74-97-5	Bromochloromethane	ND	1.0	0.48	ug/l	
75-27-4	Bromodichloromethane	ND	1.0	0.58	ug/l	
75-25-2	Bromoform	ND	1.0	0.63	ug/l	
74-83-9	Bromomethane	ND	2.0	1.6	ug/l	
78-93-3	2-Butanone (MEK)	ND	10	6.9	ug/l	
75-15-0	Carbon disulfide	ND	2.0	0.95	ug/l	
56-23-5	Carbon tetrachloride	ND	1.0	0.55	ug/l	
108-90-7	Chlorobenzene	ND	1.0	0.56	ug/l	
75-00-3	Chloroethane	ND	1.0	0.73	ug/l	
67-66-3	Chloroform	ND	1.0	0.50	ug/l	
74-87-3	Chloromethane	ND	1.0	0.76	ug/l	
110-82-7	Cyclohexane	ND	5.0	0.78	ug/l	
96-12-8	1,2-Dibromo-3-chloropropane	ND	2.0	1.2	ug/l	
124-48-1	Dibromochloromethane	ND	1.0	0.56	ug/l	
106-93-4	1,2-Dibromoethane	ND	1.0	0.48	ug/l	
95-50-1	1,2-Dichlorobenzene	ND	1.0	0.53	ug/l	
541-73-1	1,3-Dichlorobenzene	ND	1.0	0.54	ug/l	
106-46-7	1,4-Dichlorobenzene	ND	1.0	0.51	ug/l	
75-71-8	Dichlorodifluoromethane ^a	ND	2.0	1.4	ug/l	
75-34-3	1,1-Dichloroethane	ND	1.0	0.57	ug/l	
107-06-2	1,2-Dichloroethane	ND	1.0	0.60	ug/l	
75-35-4	1,1-Dichloroethene	0.85	1.0	0.59	ug/l	J
156-59-2	cis-1,2-Dichloroethene	535 ^b	10	5.1	ug/l	
156-60-5	trans-1,2-Dichloroethene	4.1	1.0	0.54	ug/l	
78-87-5	1,2-Dichloropropane	ND	1.0	0.51	ug/l	
10061-01-5	cis-1,3-Dichloropropene	ND	1.0	0.47	ug/l	
10061-02-6	trans-1,3-Dichloropropene	ND	1.0	0.43	ug/l	
100-41-4	Ethylbenzene	ND	1.0	0.60	ug/l	
76-13-1	Freon 113	ND	5.0	1.9	ug/l	
591-78-6	2-Hexanone	ND	5.0	2.0	ug/l	

ND = Not detected MDL = Method Detection Limit
 RL = Reporting Limit
 E = Indicates value exceeds calibration range

J = Indicates an estimated value
 B = Indicates analyte found in associated method blank
 N = Indicates presumptive evidence of a compound

nw 8/7/20

4.4
4

Report of Analysis

Client Sample ID:	MW12-20200728	Date Sampled:	07/28/20
Lab Sample ID:	JD10870-4	Date Received:	07/29/20
Matrix:	AQ - Ground Water	Percent Solids:	n/a
Method:	SW846 8260C		
Project:	Darby Drugs, 80 Banks Avenue, Rockville Centre, NY		

4.4
4

VOA TCL List

CAS No.	Compound	Result	RL	MDL	Units	Q
98-82-8	Isopropylbenzene	ND	1.0	0.65	ug/l	
79-20-9	Methyl Acetate	ND	5.0	0.80	ug/l	
108-87-2	Methylcyclohexane	ND	5.0	0.60	ug/l	
1634-04-4	Methyl Tert Butyl Ether	ND	1.0	0.51	ug/l	
108-10-1	4-Methyl-2-pentanone(MIBK)	ND	5.0	1.9	ug/l	
75-09-2	Methylene chloride	ND	2.0	1.0	ug/l	
100-42-5	Styrene	ND	1.0	0.70	ug/l	
79-34-5	1,1,2,2-Tetrachloroethane	ND	1.0	0.65	ug/l	
127-18-4	Tetrachloroethene	66.8	1.0	0.90	ug/l	
108-88-3	Toluene	ND	1.0	0.53	ug/l	
87-61-6	1,2,3-Trichlorobenzene	ND	1.0	0.50	ug/l	
120-82-1	1,2,4-Trichlorobenzene	ND	1.0	0.50	ug/l	
71-55-6	1,1,1-Trichloroethane	ND	1.0	0.54	ug/l	
79-00-5	1,1,2-Trichloroethane	ND	1.0	0.53	ug/l	
79-01-6	Trichloroethene	30.0	1.0	0.53	ug/l	
75-69-4	Trichlorofluoromethane	ND	2.0	0.84	ug/l	
75-01-4	Vinyl chloride	212 ^b	10	7.9	ug/l	
	m,p-Xylene	ND	1.0	0.78	ug/l	
95-47-6	o-Xylene	ND	1.0	0.59	ug/l	
1330-20-7	Xylene (total)	ND	1.0	0.59	ug/l	

CAS No.	Surrogate Recoveries	Run# 1	Run# 2	Limits
1868-53-7	Dibromofluoromethane	101%	101%	80-120%
17060-07-0	1,2-Dichloroethane-D4	100%	102%	81-124%
2037-26-5	Toluene-D8	98%	98%	80-120%
460-00-4	4-Bromofluorobenzene	97%	99%	80-120%

(a) Associated CCV outside of control limits low.

(b) Result is from Run# 2

ND = Not detected MDL = Method Detection Limit
 RL = Reporting Limit
 E = Indicates value exceeds calibration range

J = Indicates an estimated value
 B = Indicates analyte found in associated method blank
 N = Indicates presumptive evidence of a compound

MW 8/7/20

SGS North America Inc.

5

Report of Analysis

Page 1 of 2

Client Sample ID:	MW13-20200728	Date Sampled:	07/28/20
Lab Sample ID:	JD10870-5	Date Received:	07/29/20
Matrix:	AQ - Ground Water	Percent Solids:	n/a
Method:	SW846 8260C		
Project:	Darby Drugs, 80 Banks Avenue, Rockville Centre, NY		

Run #	File ID	DF	Analyzed	By	Prep Date	Prep Batch	Analytical Batch
Run #1 ^a	2A204303.D	5	08/01/20 16:13	PR	n/a	n/a	V2A8870
Run #2							

Run #	Purge Volume
Run #1	5.0 ml
Run #2	

VOA TCL List

CAS No.	Compound	Result	RL	MDL	Units	Q
67-64-1	Acetone	ND	50	30	ug/l	
71-43-2	Benzene	ND	2.5	2.1	ug/l	
74-97-5	Bromochloromethane	ND	5.0	2.4	ug/l	
75-27-4	Bromodichloromethane	ND	5.0	2.9	ug/l	
75-25-2	Bromoform	ND	5.0	3.2	ug/l	
74-83-9	Bromomethane	ND	10	8.2	ug/l	
78-93-3	2-Butanone (MEK)	ND	50	34	ug/l	
75-15-0	Carbon disulfide	ND	10	4.8	ug/l	
56-23-5	Carbon tetrachloride	ND	5.0	2.8	ug/l	
108-90-7	Chlorobenzene	ND	5.0	2.8	ug/l	
75-00-3	Chloroethane	ND	5.0	3.6	ug/l	
67-66-3	Chloroform	ND	5.0	2.5	ug/l	
74-87-3	Chloromethane	ND	5.0	3.8	ug/l	
110-82-7	Cyclohexane	ND	25	3.9	ug/l	
96-12-8	1,2-Dibromo-3-chloropropane	ND	10	6.0	ug/l	
124-48-1	Dibromochloromethane	ND	5.0	2.8	ug/l	
106-93-4	1,2-Dibromoethane	ND	5.0	2.4	ug/l	
95-50-1	1,2-Dichlorobenzene	ND	5.0	2.7	ug/l	
541-73-1	1,3-Dichlorobenzene	ND	5.0	2.7	ug/l	
106-46-7	1,4-Dichlorobenzene	ND	5.0	2.5	ug/l	
75-71-8	Dichlorodifluoromethane ^b	ND	10	6.8	ug/l	
75-34-3	1,1-Dichloroethane	ND	5.0	2.8	ug/l	
107-06-2	1,2-Dichloroethane	ND	5.0	3.0	ug/l	
75-35-4	1,1-Dichloroethene	ND	5.0	3.0	ug/l	
156-59-2	cis-1,2-Dichloroethene	247	5.0	2.5	ug/l	
156-60-5	trans-1,2-Dichloroethene	ND	5.0	2.7	ug/l	
78-87-5	1,2-Dichloropropane	ND	5.0	2.5	ug/l	
10061-01-5	cis-1,3-Dichloropropene	ND	5.0	2.4	ug/l	
10061-02-6	trans-1,3-Dichloropropene	ND	5.0	2.2	ug/l	
100-41-4	Ethylbenzene	ND	5.0	3.0	ug/l	
76-13-1	Freon 113	ND	25	9.7	ug/l	
591-78-6	2-Hexanone	ND	25	10	ug/l	

ND = Not detected MDL = Method Detection Limit

J = Indicates an estimated value

RL = Reporting Limit

B = Indicates analyte found in associated method blank

E = Indicates value exceeds calibration range

N = Indicates presumptive evidence of a compound

mw 8/7/20

SGS

16 of 176

JD10870

4.5
4

Report of Analysis

Client Sample ID: MW13-20200728	Date Sampled: 07/28/20
Lab Sample ID: JD10870-5	Date Received: 07/29/20
Matrix: AQ - Ground Water	Percent Solids: n/a
Method: SW846 8260C	
Project: Darby Drugs, 80 Banks Avenue, Rockville Centre, NY	

4.5
4

VOA TCL List

CAS No.	Compound	Result	RL	MDL	Units	Q
98-82-8	Isopropylbenzene	ND	5.0	3.2	ug/l	
79-20-9	Methyl Acetate	ND	25	4.0	ug/l	
108-87-2	Methylcyclohexane	ND	25	3.0	ug/l	
1634-04-4	Methyl Tert Butyl Ether	ND	5.0	2.5	ug/l	
108-10-1	4-Methyl-2-pentanone(MIBK)	ND	25	9.3	ug/l	
75-09-2	Methylene chloride	ND	10	5.0	ug/l	
100-42-5	Styrene	ND	5.0	3.5	ug/l	
79-34-5	1,1,2,2-Tetrachloroethane	ND	5.0	3.3	ug/l	
127-18-4	Tetrachloroethene	649	5.0	4.5	ug/l	
108-88-3	Toluene	ND	5.0	2.7	ug/l	
87-61-6	1,2,3-Trichlorobenzene	ND	5.0	2.5	ug/l	
120-82-1	1,2,4-Trichlorobenzene	ND	5.0	2.5	ug/l	
71-55-6	1,1,1-Trichloroethane	ND	5.0	2.7	ug/l	
79-00-5	1,1,2-Trichloroethane	ND	5.0	2.7	ug/l	
79-01-6	Trichloroethene	161	5.0	2.6	ug/l	
75-69-4	Trichlorofluoromethane	ND	10	4.2	ug/l	
75-01-4	Vinyl chloride	5.0	5.0	3.9	ug/l	
	m,p-Xylene	ND	5.0	3.9	ug/l	
95-47-6	o-Xylene	ND	5.0	3.0	ug/l	
1330-20-7	Xylene (total)	ND	5.0	3.0	ug/l	

CAS No.	Surrogate Recoveries	Run# 1	Run# 2	Limits
1868-53-7	Dibromofluoromethane	101%		80-120%
17060-07-0	1,2-Dichloroethane-D4	103%		81-124%
2037-26-5	Toluene-D8	98%		80-120%
460-00-4	4-Bromofluorobenzene	98%		80-120%

- (a) Dilution required due to high concentration of target compound.
- (b) Associated CCV outside of control limits low.

ND = Not detected MDL = Method Detection Limit J = Indicates an estimated value
 RL = Reporting Limit B = Indicates analyte found in associated method blank
 E = Indicates value exceeds calibration range N = Indicates presumptive evidence of a compound

rw 8/7/20

SGS North America Inc.

6

Report of Analysis

Page 1 of 2

Client Sample ID:	MW14-20200728	Date Sampled:	07/28/20
Lab Sample ID:	JD10870-6	Date Received:	07/29/20
Matrix:	AQ - Ground Water	Percent Solids:	n/a
Method:	SW846 8260C		
Project:	Darby Drugs, 80 Banks Avenue, Rockville Centre, NY		

Run #	File ID	DF	Analyzed	By	Prep Date	Prep Batch	Analytical Batch
Run #1	2A204301.D	1	08/01/20 15:14	PR	n/a	n/a	V2A8870
Run #2							

Run #	Purge Volume
Run #1	5.0 ml
Run #2	

VOA TCL List

CAS No.	Compound	Result	RL	MDL	Units	Q
67-64-1	Acetone	ND	10	6.0	ug/l	
71-43-2	Benzene	ND	0.50	0.43	ug/l	
74-97-5	Bromochloromethane	ND	1.0	0.48	ug/l	
75-27-4	Bromodichloromethane	ND	1.0	0.58	ug/l	
75-25-2	Bromoform	ND	1.0	0.63	ug/l	
74-83-9	Bromomethane	ND	2.0	1.6	ug/l	
78-93-3	2-Butanone (MEK)	ND	10	6.9	ug/l	
75-15-0	Carbon disulfide	ND	2.0	0.95	ug/l	
56-23-5	Carbon tetrachloride	ND	1.0	0.55	ug/l	
108-90-7	Chlorobenzene	ND	1.0	0.56	ug/l	
75-00-3	Chloroethane	ND	1.0	0.73	ug/l	
67-66-3	Chloroform	ND	1.0	0.50	ug/l	
74-87-3	Chloromethane	ND	1.0	0.76	ug/l	
110-82-7	Cyclohexane	ND	5.0	0.78	ug/l	
96-12-8	1,2-Dibromo-3-chloropropane	ND	2.0	1.2	ug/l	
124-48-1	Dibromochloromethane	ND	1.0	0.56	ug/l	
106-93-4	1,2-Dibromoethane	ND	1.0	0.48	ug/l	
95-50-1	1,2-Dichlorobenzene	ND	1.0	0.53	ug/l	
541-73-1	1,3-Dichlorobenzene	ND	1.0	0.54	ug/l	
106-46-7	1,4-Dichlorobenzene	ND	1.0	0.51	ug/l	
75-71-8	Dichlorodifluoromethane ^a	ND	2.0	1.4	ug/l	
75-34-3	1,1-Dichloroethane	ND	1.0	0.57	ug/l	
107-06-2	1,2-Dichloroethane	ND	1.0	0.60	ug/l	
75-35-4	1,1-Dichloroethene	ND	1.0	0.59	ug/l	
156-59-2	cis-1,2-Dichloroethene	5.9	1.0	0.51	ug/l	
156-60-5	trans-1,2-Dichloroethene	ND	1.0	0.54	ug/l	
78-87-5	1,2-Dichloropropane	ND	1.0	0.51	ug/l	
10061-01-5	cis-1,3-Dichloropropene	ND	1.0	0.47	ug/l	
10061-02-6	trans-1,3-Dichloropropene	ND	1.0	0.43	ug/l	
100-41-4	Ethylbenzene	ND	1.0	0.60	ug/l	
76-13-1	Freon 113	ND	5.0	1.9	ug/l	
591-78-6	2-Hexanone	ND	5.0	2.0	ug/l	

ND = Not detected MDL = Method Detection Limit

J = Indicates an estimated value

RL = Reporting Limit

B = Indicates analyte found in associated method blank

E = Indicates value exceeds calibration range

N = Indicates presumptive evidence of a compound

nw 8/7/20

SGS

18 of 176

JD10870

4.6
4

Report of Analysis

Client Sample ID:	MW14-20200728	Date Sampled:	07/28/20
Lab Sample ID:	JD10870-6	Date Received:	07/29/20
Matrix:	AQ - Ground Water	Percent Solids:	n/a
Method:	SW846 8260C		
Project:	Darby Drugs, 80 Banks Avenue, Rockville Centre, NY		

4.6
4

VOA TCL List

CAS No.	Compound	Result	RL	MDL	Units	Q
98-82-8	Isopropylbenzene	ND	1.0	0.65	ug/l	
79-20-9	Methyl Acetate	ND	5.0	0.80	ug/l	
108-87-2	Methylcyclohexane	ND	5.0	0.60	ug/l	
1634-04-4	Methyl Tert Butyl Ether	ND	1.0	0.51	ug/l	
108-10-1	4-Methyl-2-pentanone(MIBK)	ND	5.0	1.9	ug/l	
75-09-2	Methylene chloride	ND	2.0	1.0	ug/l	
100-42-5	Styrene	ND	1.0	0.70	ug/l	
79-34-5	1,1,2,2-Tetrachloroethane	ND	1.0	0.65	ug/l	
127-18-4	Tetrachloroethene	11.2	1.0	0.90	ug/l	
108-88-3	Toluene	ND	1.0	0.53	ug/l	
87-61-6	1,2,3-Trichlorobenzene	ND	1.0	0.50	ug/l	
120-82-1	1,2,4-Trichlorobenzene	ND	1.0	0.50	ug/l	
71-55-6	1,1,1-Trichloroethane	ND	1.0	0.54	ug/l	
79-00-5	1,1,2-Trichloroethane	ND	1.0	0.53	ug/l	
79-01-6	Trichloroethene	3.1	1.0	0.53	ug/l	
75-69-4	Trichlorofluoromethane	ND	2.0	0.84	ug/l	
75-01-4	Vinyl chloride	ND	1.0	0.79	ug/l	
	m,p-Xylene	ND	1.0	0.78	ug/l	
95-47-6	o-Xylene	ND	1.0	0.59	ug/l	
1330-20-7	Xylene (total)	ND	1.0	0.59	ug/l	

CAS No.	Surrogate Recoveries	Run# 1	Run# 2	Limits
1868-53-7	Dibromofluoromethane	101%		80-120%
17060-07-0	1,2-Dichloroethane-D4	102%		81-124%
2037-26-5	Toluene-D8	98%		80-120%
460-00-4	4-Bromofluorobenzene	98%		80-120%

(a) Associated CCV outside of control limits low.

ND = Not detected MDL = Method Detection Limit J = Indicates an estimated value
 RL = Reporting Limit B = Indicates analyte found in associated method blank
 E = Indicates value exceeds calibration range N = Indicates presumptive evidence of a compound

mw 8/7/20

SGS North America Inc.

7

Report of Analysis

Client Sample ID: DUP-20200728	Date Sampled: 07/28/20
Lab Sample ID: JD10870-7	Date Received: 07/29/20
Matrix: AQ - Ground Water	Percent Solids: n/a
Method: SW846 8260C	
Project: Darby Drugs, 80 Banks Avenue, Rockville Centre, NY	

Run #	File ID	DF	Analyzed	By	Prep Date	Prep Batch	Analytical Batch
Run #1	2A204302.D	1	08/01/20 15:43	PR	n/a	n/a	V2A8870
Run #2							

Run #	Purge Volume
Run #1	5.0 ml
Run #2	

VOA TCL List

CAS No.	Compound	Result	RL	MDL	Units	Q
67-64-1	Acetone	ND	10	6.0	ug/l	
71-43-2	Benzene	ND	0.50	0.43	ug/l	
74-97-5	Bromochloromethane	ND	1.0	0.48	ug/l	
75-27-4	Bromodichloromethane	ND	1.0	0.58	ug/l	
75-25-2	Bromoform	ND	1.0	0.63	ug/l	
74-83-9	Bromomethane	ND	2.0	1.6	ug/l	
78-93-3	2-Butanone (MEK)	ND	10	6.9	ug/l	
75-15-0	Carbon disulfide	ND	2.0	0.95	ug/l	
56-23-5	Carbon tetrachloride	ND	1.0	0.55	ug/l	
108-90-7	Chlorobenzene	ND	1.0	0.56	ug/l	
75-00-3	Chloroethane	ND	1.0	0.73	ug/l	
67-66-3	Chloroform	ND	1.0	0.50	ug/l	
74-87-3	Chloromethane	ND	1.0	0.76	ug/l	
110-82-7	Cyclohexane	ND	5.0	0.78	ug/l	
96-12-8	1,2-Dibromo-3-chloropropane	ND	2.0	1.2	ug/l	
124-48-1	Dibromochloromethane	ND	1.0	0.56	ug/l	
106-93-4	1,2-Dibromoethane	ND	1.0	0.48	ug/l	
95-50-1	1,2-Dichlorobenzene	ND	1.0	0.53	ug/l	
541-73-1	1,3-Dichlorobenzene	ND	1.0	0.54	ug/l	
106-46-7	1,4-Dichlorobenzene	ND	1.0	0.51	ug/l	
75-71-8	Dichlorodifluoromethane ^a	ND	2.0	1.4	ug/l	
75-34-3	1,1-Dichloroethane	ND	1.0	0.57	ug/l	
107-06-2	1,2-Dichloroethane	ND	1.0	0.60	ug/l	
75-35-4	1,1-Dichloroethene	ND	1.0	0.59	ug/l	
156-59-2	cis-1,2-Dichloroethene	2.7	1.0	0.51	ug/l	
156-60-5	trans-1,2-Dichloroethene	ND	1.0	0.54	ug/l	
78-87-5	1,2-Dichloropropane	ND	1.0	0.51	ug/l	
10061-01-5	cis-1,3-Dichloropropene	ND	1.0	0.47	ug/l	
10061-02-6	trans-1,3-Dichloropropene	ND	1.0	0.43	ug/l	
100-41-4	Ethylbenzene	ND	1.0	0.60	ug/l	
76-13-1	Freon 113	ND	5.0	1.9	ug/l	
591-78-6	2-Hexanone	ND	5.0	2.0	ug/l	

ND = Not detected MDL = Method Detection Limit J = Indicates an estimated value
 RL = Reporting Limit B = Indicates analyte found in associated method blank
 E = Indicates value exceeds calibration range N = Indicates presumptive evidence of a compound

mw 8/7/20

4.7

4

Report of Analysis

Client Sample ID: DUP-20200728	Date Sampled: 07/28/20
Lab Sample ID: JD10870-7	Date Received: 07/29/20
Matrix: AQ - Ground Water	Percent Solids: n/a
Method: SW846 8260C	
Project: Darby Drugs, 80 Banks Avenue, Rockville Centre, NY	

4.7
4

VOA TCL List

CAS No.	Compound	Result	RL	MDL	Units	Q
98-82-8	Isopropylbenzene	ND	1.0	0.65	ug/l	
79-20-9	Methyl Acetate	ND	5.0	0.80	ug/l	
108-87-2	Methylcyclohexane	ND	5.0	0.60	ug/l	
1634-04-4	Methyl Tert Butyl Ether	ND	1.0	0.51	ug/l	
108-10-1	4-Methyl-2-pentanone(MIBK)	ND	5.0	1.9	ug/l	
75-09-2	Methylene chloride	ND	2.0	1.0	ug/l	
100-42-5	Styrene	ND	1.0	0.70	ug/l	
79-34-5	1,1,2,2-Tetrachloroethane	ND	1.0	0.65	ug/l	
127-18-4	Tetrachloroethene	ND	1.0	0.90	ug/l	
108-88-3	Toluene	ND	1.0	0.53	ug/l	
87-61-6	1,2,3-Trichlorobenzene	ND	1.0	0.50	ug/l	
120-82-1	1,2,4-Trichlorobenzene	ND	1.0	0.50	ug/l	
71-55-6	1,1,1-Trichloroethane	ND	1.0	0.54	ug/l	
79-00-5	1,1,2-Trichloroethane	ND	1.0	0.53	ug/l	
79-01-6	Trichloroethene	ND	1.0	0.53	ug/l	
75-69-4	Trichlorofluoromethane	ND	2.0	0.84	ug/l	
75-01-4	Vinyl chloride	ND	1.0	0.79	ug/l	
	m,p-Xylene	ND	1.0	0.78	ug/l	
95-47-6	o-Xylene	ND	1.0	0.59	ug/l	
1330-20-7	Xylene (total)	ND	1.0	0.59	ug/l	

CAS No.	Surrogate Recoveries	Run# 1	Run# 2	Limits
1868-53-7	Dibromofluoromethane	101%		80-120%
17060-07-0	1,2-Dichloroethane-D4	104%		81-124%
2037-26-5	Toluene-D8	98%		80-120%
460-00-4	4-Bromofluorobenzene	99%		80-120%

(a) Associated CCV outside of control limits low.

ND = Not detected MDL = Method Detection Limit J = Indicates an estimated value
 RL = Reporting Limit B = Indicates analyte found in associated method blank
 E = Indicates value exceeds calibration range N = Indicates presumptive evidence of a compound

mw 8/7/20

SGS North America Inc.

Report of Analysis

Page 1 of 2

Client Sample ID:	TB-20200728	Date Sampled:	07/28/20
Lab Sample ID:	JD10870-8	Date Received:	07/29/20
Matrix:	AQ - Trip Blank Water	Percent Solids:	n/a
Method:	SW846 8260C		
Project:	Darby Drugs, 80 Banks Avenue, Rockville Centre, NY		

Run #	File ID	DF	Analyzed	By	Prep Date	Prep Batch	Analytical Batch
Run #1	2A204299.D	1	08/01/20 14:15	PR	n/a	n/a	V2A8870
Run #2							

Run #	Purge Volume
Run #1	5.0 ml
Run #2	

VOA TCL List

CAS No.	Compound	Result	RL	MDL	Units	Q
67-64-1	Acetone	ND	10	6.0	ug/l	
71-43-2	Benzene	ND	0.50	0.43	ug/l	
74-97-5	Bromochloromethane	ND	1.0	0.48	ug/l	
75-27-4	Bromodichloromethane	ND	1.0	0.58	ug/l	
75-25-2	Bromoform	ND	1.0	0.63	ug/l	
74-83-9	Bromomethane	ND	2.0	1.6	ug/l	
78-93-3	2-Butanone (MEK)	ND	10	6.9	ug/l	
75-15-0	Carbon disulfide	ND	2.0	0.95	ug/l	
56-23-5	Carbon tetrachloride	ND	1.0	0.55	ug/l	
108-90-7	Chlorobenzene	ND	1.0	0.56	ug/l	
75-00-3	Chloroethane	ND	1.0	0.73	ug/l	
67-66-3	Chloroform	ND	1.0	0.50	ug/l	
74-87-3	Chloromethane	ND	1.0	0.76	ug/l	
110-82-7	Cyclohexane	ND	5.0	0.78	ug/l	
96-12-8	1,2-Dibromo-3-chloropropane	ND	2.0	1.2	ug/l	
124-48-1	Dibromochloromethane	ND	1.0	0.56	ug/l	
106-93-4	1,2-Dibromoethane	ND	1.0	0.48	ug/l	
95-50-1	1,2-Dichlorobenzene	ND	1.0	0.53	ug/l	
541-73-1	1,3-Dichlorobenzene	ND	1.0	0.54	ug/l	
106-46-7	1,4-Dichlorobenzene	ND	1.0	0.51	ug/l	
75-71-8	Dichlorodifluoromethane ^a	ND	2.0	1.4	ug/l	
75-34-3	1,1-Dichloroethane	ND	1.0	0.57	ug/l	
107-06-2	1,2-Dichloroethane	ND	1.0	0.60	ug/l	
75-35-4	1,1-Dichloroethene	ND	1.0	0.59	ug/l	
156-59-2	cis-1,2-Dichloroethene	ND	1.0	0.51	ug/l	
156-60-5	trans-1,2-Dichloroethene	ND	1.0	0.54	ug/l	
78-87-5	1,2-Dichloropropane	ND	1.0	0.51	ug/l	
10061-01-5	cis-1,3-Dichloropropene	ND	1.0	0.47	ug/l	
10061-02-6	trans-1,3-Dichloropropene	ND	1.0	0.43	ug/l	
100-41-4	Ethylbenzene	ND	1.0	0.60	ug/l	
76-13-1	Freon 113	ND	5.0	1.9	ug/l	
591-78-6	2-Hexanone	ND	5.0	2.0	ug/l	

ND = Not detected MDL = Method Detection Limit
 RL = Reporting Limit
 E = Indicates value exceeds calibration range

J = Indicates an estimated value
 B = Indicates analyte found in associated method blank
 N = Indicates presumptive evidence of a compound

nw 8/7/20

Report of Analysis

Client Sample ID:	TB-20200728	Date Sampled:	07/28/20
Lab Sample ID:	JD10870-8	Date Received:	07/29/20
Matrix:	AQ - Trip Blank Water	Percent Solids:	n/a
Method:	SW846 8260C		
Project:	Darby Drugs, 80 Banks Avenue, Rockville Centre, NY		

4.8
4

VOA TCL List

CAS No.	Compound	Result	RL	MDL	Units	Q
98-82-8	Isopropylbenzene	ND	1.0	0.65	ug/l	
79-20-9	Methyl Acetate	ND	5.0	0.80	ug/l	
108-87-2	Methylcyclohexane	ND	5.0	0.60	ug/l	
1634-04-4	Methyl Tert Butyl Ether	ND	1.0	0.51	ug/l	
108-10-1	4-Methyl-2-pentanone(MIBK)	ND	5.0	1.9	ug/l	
75-09-2	Methylene chloride	ND	2.0	1.0	ug/l	
100-42-5	Styrene	ND	1.0	0.70	ug/l	
79-34-5	1,1,2,2-Tetrachloroethane	ND	1.0	0.65	ug/l	
127-18-4	Tetrachloroethene	ND	1.0	0.90	ug/l	
108-88-3	Toluene	ND	1.0	0.53	ug/l	
87-61-6	1,2,3-Trichlorobenzene	ND	1.0	0.50	ug/l	
120-82-1	1,2,4-Trichlorobenzene	ND	1.0	0.50	ug/l	
71-55-6	1,1,1-Trichloroethane	ND	1.0	0.54	ug/l	
79-00-5	1,1,2-Trichloroethane	ND	1.0	0.53	ug/l	
79-01-6	Trichloroethene	ND	1.0	0.53	ug/l	
75-69-4	Trichlorofluoromethane	ND	2.0	0.84	ug/l	
75-01-4	Vinyl chloride	ND	1.0	0.79	ug/l	
	m,p-Xylene	ND	1.0	0.78	ug/l	
95-47-6	o-Xylene	ND	1.0	0.59	ug/l	
1330-20-7	Xylene (total)	ND	1.0	0.59	ug/l	

CAS No.	Surrogate Recoveries	Run# 1	Run# 2	Limits
1868-53-7	Dibromofluoromethane	102%		80-120%
17060-07-0	1,2-Dichloroethane-D4	101%		81-124%
2037-26-5	Toluene-D8	98%		80-120%
460-00-4	4-Bromofluorobenzene	98%		80-120%

(a) Associated CCV outside of control limits low.

ND = Not detected MDL = Method Detection Limit J = Indicates an estimated value
 RL = Reporting Limit B = Indicates analyte found in associated method blank
 E = Indicates value exceeds calibration range N = Indicates presumptive evidence of a compound

new 8/7/20