

# 2020 ANNUAL REPORT

CC Metals and Alloys, LLC  
Witmer Road  
Niagara, New York

Submitted to:

New York State Department of  
Environmental Conservation  
270 Michigan Avenue  
Buffalo, NY 14203-2999

Attn: Mr. Andrew Zwack

Prepared by:



88 Riberia Street • St. Augustine, FL 32084 • Ph: (904) 824-6999 • Fax: (904) 824-0726 • [www.lan-fl.com](http://www.lan-fl.com)

LAN Ref # 2.3643.17.03  
November 5, 2020



## **2020 ANNUAL REPORT**

**CC Metals and Alloys, LLC  
Witmer Road Property  
Town of Niagara, NY**

This report was prepared under the direction and review of the undersigned persons. It is hereby certified that in our professional judgment, the content of this report meets with industry standards, satisfies the requirements of the New York State Department of Environmental Conservation, and follows generally acceptable engineering principals.

A handwritten signature in black ink, appearing to read "Guy D. Van Doren", is written over a light gray rectangular background.

---

Guy D. Van Doren

Date: November 5, 2020



**2020 ANNUAL REPORT  
 CC METALS AND ALLOYS, LLC  
 WITMER ROAD  
 NIAGARA, NEW YORK  
 LAN Ref. #2.3643.17-03**

**TABLE OF CONTENTS**

Section No.	Title	Page No.
1.0	INTRODUCTION.....	1
2.0	LANDFILL CAPACITY.....	1
3.0	POST-CLOSURE REQUIREMENTS .....	1
4.0	GROUNDWATER AND SURFACE WATER QUALITY .....	2
4.1	POST CLOSURE MONITORING PROGRAM .....	2
4.2	WATER QUALITY SAMPLING .....	3
5.0	ENVIRONMENTAL MONITORING.....	4
6.0	CONCLUSION .....	5

**LIST OF FIGURES**

Figure No.	Title
1	Site Plan
2	Groundwater Contour Map (5/19/2020)

**LIST OF TABLES**

Table No.	Title
1	Groundwater Monitoring Analytical Summary

**LIST OF APPENDICES**

Appendix	Title
A.	2020 Annual Groundwater Monitoring Report And Associated Test America Laboratory Analytical Report (6/17/2020)
B.	2020 Inspection Letter Including: Updated Site Plan (Figure 1) Inspection Checklist (Attachment A) Photographic Documentation (Attachment B)



**2020 ANNUAL REPORT**  
**CC METALS AND ALLOYS, LLC**  
**WITMER ROAD**  
**NIAGARA, NEW YORK**  
LAN Ref. #2.3643-17-03

**1.0 INTRODUCTION**

The following provides the 2020 Annual Report for Calvert City Metals and Alloys, LLC (CCMA) landfill Cells 1 and 2. LAN Associates, Inc. (LAN) has been retained by CCMA to conduct all post-closure activities for this site. The facility is located on an approximately 23-acre site adjacent to Witmer Road in the Town of Niagara, NY. Waste stored in Cell 1 includes ferrosilicon and ferrochromium metal baghouse dusts, and waste stored in Cell 2 contains ferroalloy dust. A Site Plan depicting the topography and site features related to the landfill is included as Figure 1.

Cell 1 was constructed in 1980, per New York State Department of Environmental Conservation (NYSDEC) Part 360 Permit (#2133). It was closed in 1990, per an NYSDEC approved closure plan. Cell 2 was constructed in 1983, per NYSDEC Part 360 Permit (#2585). Per NYSDEC Order of Consent 87-152A, waste deposition into Cell 2 was stopped on September 30, 1991. Cell 2 was closed in 1992.

The following report has been written to satisfy the requirements of the New York Codes, Rules and Regulation (NYCRR), Title 6 Department of Environmental Conservation (DEC), Chapter IV Quality Services, Subchapter B, Part 360 Solid Waste Management Facilities, Subpart 360-2 Landfills; Section 360-2.15(k) Post-closure operation and maintenance. The appropriate information pertaining to the requirements set forth within Title 6 NYCRR, Part 360 has been included in this summary report.

**2.0 LANDFILL CAPACITY**

As stated above, both Cells 1 and 2 are currently closed. Cell 1 was closed in 1990, and Cell 2 in 1992. Based on all known information, the amount of waste in place for each cell is as follows: Cell 1 holds a volume of approximately 90,000 yd<sup>3</sup> of material, and Cell 2 holds a volume of approximately 40,000 yd<sup>3</sup> of material. The density of the waste within both cells has been calculated to be approximately 0.97 tons/yd<sup>3</sup> or 87,300 tons for Cell 1, and 38,800 tons for Cell 2.

**3.0 POST-CLOSURE REQUIREMENTS**

Post-closure requirements for the site entail a number of tasks carried out on an annual basis to ensure that the long-term integrity of the landfill is maintained. The following tasks are included in the post-closure care activities:

- Groundwater and surface water monitoring is conducted by certified environmental laboratory, TestAmerica, on an annual basis to evaluate any effects of the landfill on water quality,
- Cover maintenance including mowing and tree and shrub removal is conducted at least once per year between September 1 and December 31,
- Site security and signage is maintained,
- An annual inspection is performed to evaluate the environmental integrity of the landfill and the surrounding site,
- Reporting to the applicable state agencies and vested parties for all on-site activities and annual requirements is upheld,
- Updated engineering may also be needed and applied.

## **4.0 GROUNDWATER AND SURFACE WATER QUALITY**

### **4.1 POST CLOSURE MONITORING PROGRAM**

Provisions have been made for groundwater and surface water monitoring for Cells 1 and 2. Implementation of this program during the facility's post-closure period provides the required data to evaluate the potential effects of Cells 1 and 2 on both the site's groundwater and surface water. A series of five monitoring wells are utilized to monitor the quality of groundwater contained in the permeable sediments overlying the bedrock.

Monitoring wells MW-3R, MW-5R, MW-12, MW-BR1, and MW-14N are shown on Figure 1. Based on the site's previously noted groundwater flow direction (southerly), monitoring well 3R is used to provide upgradient data, while monitoring wells 5R, 12, BR1, and 14N provide data on groundwater quality downgradient of the site's disposal areas (Cells 1 and 2).

Cell 1 was closed to all waste materials and covered with a minimum of 18 inches of low permeability compacted soil (maximum permeability of  $1.0 \times 10^{-7}$  cm/sec) and 6 inches of soil capable of supporting vegetative growth. It is reported that Cell 2 was similarly closed. Surface water runoff from the closed facilities does not come in contact with the waste materials previously deposited in Cells 1 and 2. However, as a precaution surface water samples are taken at the southwest corner of the site, where surface water collects and flows into the stormwater drainage pipe and then offsite to the City of Niagara Falls combined sewer system (sample location SW-1).

Surface water quality is monitored using samples obtained from the site's drainage retention swale (SW-1). Additionally, samples are collected from the landfill leachate sump (LS-1).

## 4.2 WATER QUALITY SAMPLING

Groundwater and surface water analytical samples are collected by TestAmerica Laboratories, Inc. (TestAmerica). Historically samples have been collected on a semi-annual basis. However, LAN submitted a *Request for Modification of Groundwater Sampling Plan* to the NYSDEC dated October 2013, which requested a change from semi-annual to annual sampling. This request was based on a thorough statistical analysis of historic water quality data collected to that time. In a letter dated March 2014 from the NYSDEC, the requested modification to annual sampling was approved. Samples are now analyzed on an annual basis for routine parameters including: specific conductivity, temperature, pH, Eh, turbidity, COD, TOC, TDS, SO<sub>4</sub>, Cl, Br, Pb, Mn, K, and Na. Additionally, baseline parameters are analyzed including; As, Ba, Cr, Cr+6, Hg, Se, and B. Samples are also tested for Volatile Organic Compounds (VOCs) as required in the New York State Regulation 6 NYCRR Part 360, §360-2.11(d)(6) Water Quality Analysis Tables, Baseline Parameters list.

The following laboratory analytical methods were utilized: VOCs analyzed via Method 8260C (VOCs by GC/MS); Metals analyzed via method 6010C (ICP); Mercury analyzed via Method 7470A (CVAA); General Chemistry Methods for bromide, chloride, sulfate via Method 300.0, Chemical Oxygen Demand (COD) via Method 410.4, Total Dissolved Solids (TDS) via Method SM 2540C, Hexavalent Chromium-Cr (VI) via Method SM 3500 CR B, and Total Organic Carbon (TOC) via Method SM 5310D. Field parameters such as water temperature, pH, specific conductance, turbidity and ORP were measured by the TestAmerica field personnel during the well sampling.

From 2019 to 2020 there was a decrease in sodium concentrations in all samples except the sample from well 12. Total dissolved solids concentrations increased +10% in wells 14N, 3R and 12 and decreased in all other samples from 2019 to 2020. The sample from well 14N exceeded the standards for cis-1, 2-Dichloethene and vinyl chloride, but both concentrations continue to remain generally the same year to year. Manganese was again tested in well 12 above the site standard, but decreased from the concentration detected in 2019. Overall there have been no significant changes in water quality during the past year. The concentrations of contaminants of potential concern in the groundwater and surface water continue to generally remain the same or have decreased since 2019. A summary of groundwater quality data for the past year, as well as historic analytical data inclusive of the previous 8 monitoring events, is provided in Table 1.

Groundwater elevation data was collected during the sampling event and used to calculate flow direction. The groundwater at the site flows in the south-westerly direction. This is consistent with recorded historic groundwater flow patterns (southerly). This data is included in the 2020 Groundwater Monitoring Report and is depicted on Figure 2: Groundwater Flow Direction.

The 2020 Annual Groundwater Monitoring Report was submitted to the New York Department of Environmental Conservation (NYSDEC) on June 17, 2020. This report interprets and summarizes the groundwater analytical data from the sampling conducted in May 2020. A copy of this report is included as Appendix A

## **5.0 ENVIRONMENTAL MONITORING**

LAN is also responsible for conducting and filing a Waste Management Facility Maintenance Inspection Report. The inspection report consists of a checklist, which covers the following annual evaluation:

- Bank and cover erosion,
- Settlement,
- Cover soil integrity,
- Condition of vegetative cover,
- Condition of monitoring wells,
- Site security.

If items are encountered during the inspections that are of significant environmental concern, necessary corrective actions are undertaken as expeditiously as possible. Notices of these actions, if necessary, are reported to the NYSDEC explaining the nature and location of the problem and the corrective action taken.

On October 26, 2020, the required annual inspection was conducted by Nicholas Paasche of LAN. The A letter detailing the 2020 site inspection with updated site plan, inspection checklist and photographic documentation is included as Appendix B. The following is a synopsis of the findings of the inspection.

### Cover

- Prior to the inspection the area had been mowed. The grass had approximately 6 inches standing.
- There was no erosion or subsidence of the landfill cover system.
- Vegetative cover is in good condition.
- No seeps were identified in the landfill cover system.

### Wells

- The monitoring wells were inspected. They are in good condition.
- Monitoring well 12 had a rusty lock that won't close; this will be replaced.
- Landfill sump 1 was inspected and is in generally good condition.

### Surface Water Drainage

- The drainage for the overall site is in excellent condition. Prior to the inspection there had been significant rainfall. There was little to no standing water at the site.
- The plastic culverts used to convey stormwater to SW-1 were slightly damaged from mowing, but were still fully functional.
- SW-1 was in good condition and has sandbags on top of it protecting it from potential damage.

#### Property

- Fencing and barbed wire is in excellent condition.
- There was no debris or waste found on-site.

#### Recommended Actions

- Replace the lock on MW-12
- Provide a map of plastic culverts to mowing company to prevent any further potential damage

## **6.0 CONCLUSION**




This report was prepared by LAN in order to satisfy the requirements of 6 NYCRR Part 360, Subpart 360-2; Section 360-2.15(k) landfill post-closure operation and maintenance. The landfill located in the Town of Niagara adjacent to Witmer Road consists of two inactive cells containing ferrosilicon, ferrochromium, and ferroalloy dust. Cell 1 was closed in 1990 and Cell 2 was closed in 1992. All post-closure monitoring, maintenance, and reporting activities are conducted throughout the year and submitted to the NYSDEC and other applicable state agencies, as required. All required post-closure activities for the 2020 year have been conducted. No items of concern were discovered during the annual site inspection other than a rusted lock that needs to be replaced on MW-12. The site is in overall excellent condition. Continued annual post-closure monitoring and inspections will be conducted to ensure the landfill is functioning as designed, and does not pose a threat to humans and/or the environment.

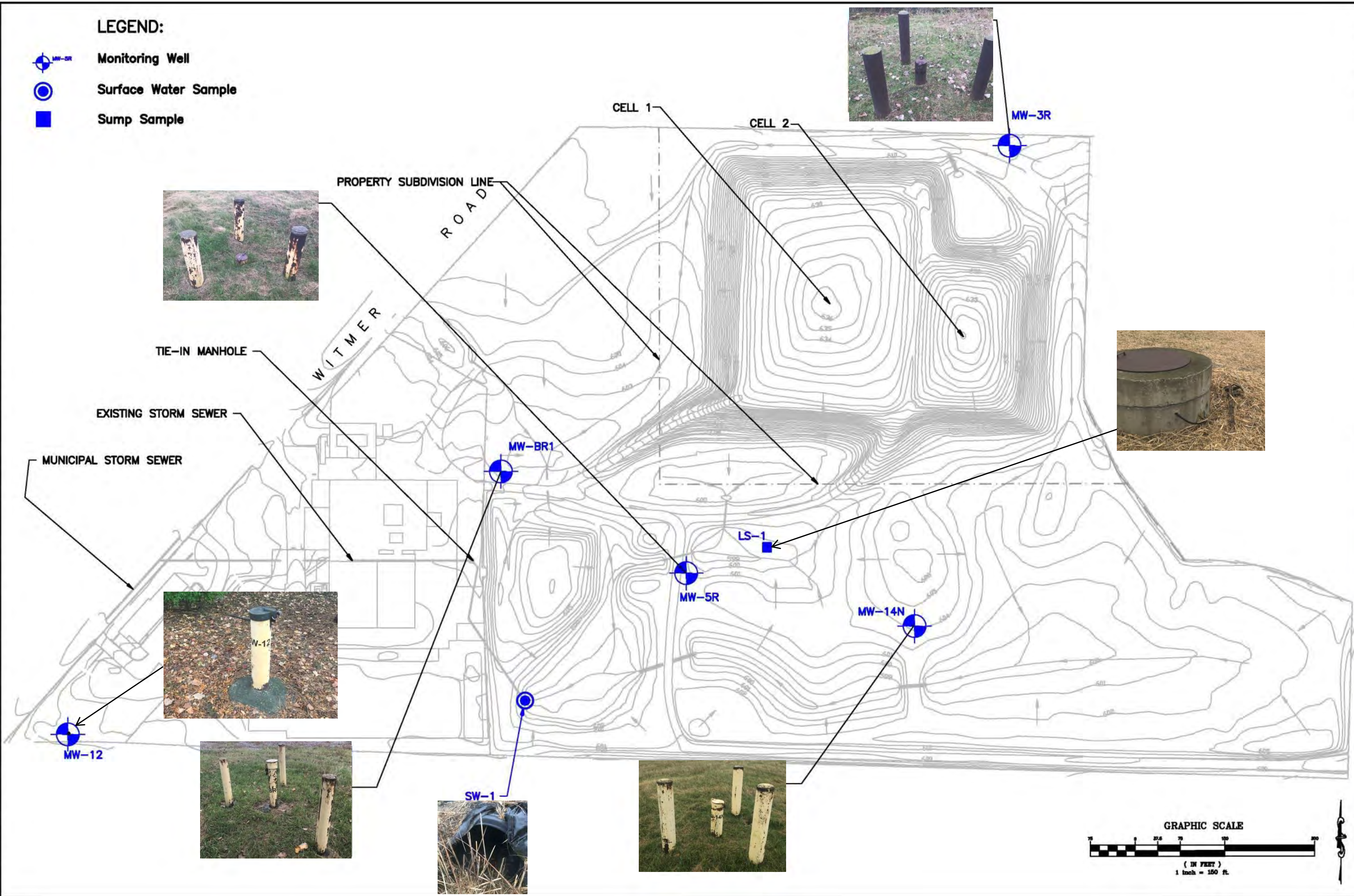


# **Figure 1**

Site Plan

**LEGEND:**

-  Monitoring Well
-  Surface Water Sample
-  Sump Sample







**SITE PLAN**  
 Calvert City Metals and Alloys, LLC (Witmer Road Landfill)  
 4201 Witmer Road  
 Niagara Falls, NY 14305

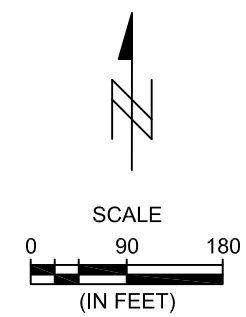
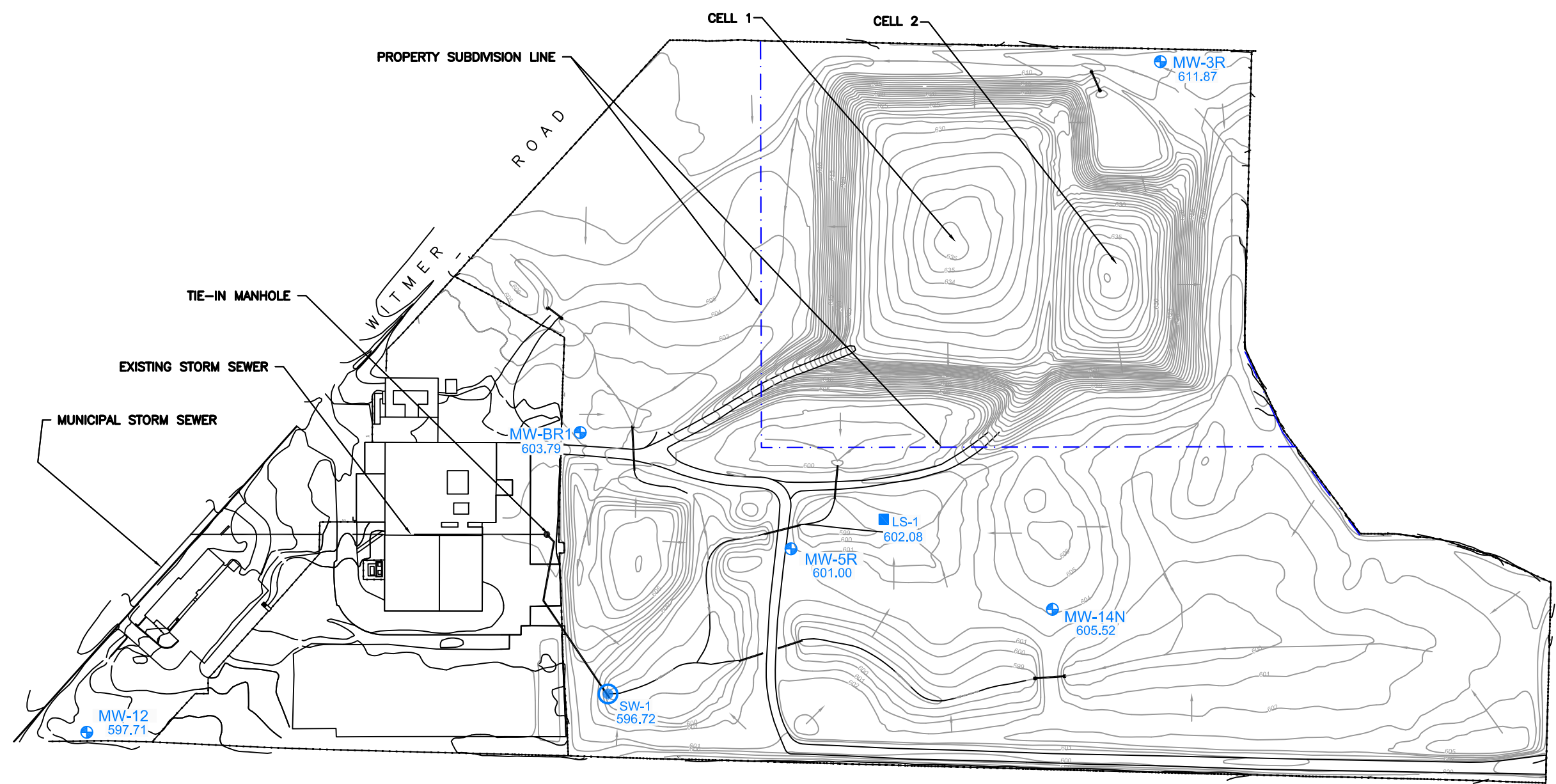
**LAN ASSOCIATES, INC.**  
 CONSULTING • ENGINEERING • PLANNING  
 88 RIBERIA ST., SUITE 400, ST AUGUSTINE, FL 32084 (904)824-6999

## **Figure 2**

Groundwater Contour Map 5/19/2020

LEGEND:

-  MONITORING WELL
-  SURFACE WATER SAMPLE
-  SUMP SAMPLE
-  SURFACE WATER FLOW DIRECTION
- 601.00 SURFACE WATER ELEVATION



 <p><b>LAN ASSOCIATES, INC.</b> CONSULTING • ENGINEERING • PLANNING <small>88 RIBERIA STREET, SUITE 400 ST. AUGUSTINE, FL 32084-3684 (904)824-6999</small></p>	<p><b>SITE PLAN</b></p>	<p>Figure: <b>1</b></p>
	<p>CC METALS AND ALLOYS, LLC WITMER ROAD LANDFILL NIAGARA, NEW YORK</p>	<p>Job No.: 3643-17-03</p>

## **Table 1**

Groundwater Monitoring Analytical Summary

## Annual Groundwater Analytical Summary

CC Metals and Alloys, LLC

Town of Niagara, NY - Witmer Road

Quarter	Class GA Standard <sup>(1)</sup>	Units	1st H/13	Qual.	2nd H/13	Qual.	2014	Qual.	2015	Qual.	2016	Qual.	2017	Qual.	2018	Qual.	2019	Qual.	2020	Qual.
<b>Well 14N</b>																				
SAMPLE DATE	-	NA	4/26/2013		10/25/2013		5/13/2014		4/23/2015		4/28/2016		4/27/2017		5/11/2018		5/8, 9, 17/2019		5/19/2020	
TOP OF CASING ELEVATION	-	Feet	605.52		605.52		605.52		605.52		605.52		605.52		605.52		605.52		605.52	
DEPTH TO WATER	-	Feet	7.12		8.13		6.83		6.81		7.11		6.47		6.89		6.19		6.90	
WATER ELEVATION	-	Feet	598.40		597.39		598.69		598.71		598.41		599.05		598.63		599.33		598.62	
WELL BOTTOM	-	Feet	26.35		26.35		26.35		26.35		26.50		26.5		26.5		26.5		26.5	
ARSENIC	0.025	mg/l	0.010	U	0.010	U	0.015	U	0.015	U	0.015	U	0.015	U	0.015	U	0.015	U	0.015	U
BARIUM	1	mg/l	0.11		0.12		0.11		0.11		0.12		0.12		0.14		0.14		0.13	^
BORON, (TOTAL)	1	mg/l	0.11		0.13		0.12		0.11		0.11		0.11		0.12		0.10		0.11	
BROMIDE	-	mg/l	0.20	U	0.20	U	0.20	U	2.00	U	0.32		1.0	U	1.0	U	1.0	U	1.0	U
CHEMICAL OXYGEN DEMAND	-	mg/l	10.4		10.0	U	10.0	U	10.0	U	10.0	U	10.0	U	10.0	U	10.0	U	19.7	
CHLORIDE	-	mg/l	117		109		92		110.0		132.0		151.0		175.0		150.0		150	
CHROMIUM	0.05	mg/l	0.0040	U	0.0040	U	0.0040	U	0.0040	U	0.00040	U	0.00040	U	0.00400	U	0.00400	U	0.0040	U
Eh	-	M.Volts	175		168		74		132		67		242		36		40		33	
HEXAVALENT CHROMIUM	0.05	mg/l	0.010	U	0.010	U	0.010	U	0.010	U	0.010	U	0.010	U	0.010	U	0.010	U	0.013	
LEAD	0.025	mg/l	0.0050	U	0.0050	U	0.0100	U	0.010	U	0.010	U	0.010	U	0.010	U	0.010	U	0.010	U
MANGANESE	0.3	mg/l	0.08		0.120		0.07		0.130		0.090		0.077		0.13		0.13		0.17	
MERCURY	0.0007	mg/l	0.00020	U	0.00020	U	0.00020	U	0.00020	U	0.00020	U	0.00020	U	0.00020	U	0.00020	U	0.00020	U
PH	between 6.5 to 8.5	S.U	6.99		7.01		6.87		7.01		6.98		7.06		7.26		7.26		7.18	
POTASSIUM	-	mg/l	2.5		3.0		2.4		2.4		2.6		2.6		3.0		3.5		2.5	
SELENIUM	0.01	mg/l	0.0010	U	0.0010	U	0.0250	U	0.025	U	0.025	U	0.025	U	0.025	U	0.025	U	0.025	U
SODIUM	20	mg/l	63.8		73.9		57.8		58.2		68.8		75.6		103		113		89.6	
SPECIFIC CONDUCTANCE	-	Umhos/cm	1139		1181		1163		1201		1368		1427		1589		1486		1531	
SULFATE	250	mg/l	175		171		168		162		160		141		237		250		244	
TEMPERATURE	-	°F	52.16		54.68		58.28		47.48		50.18		52.16		53.24		52.34		52.3	
TOTAL DISSOLVED SOLIDS	not to exceed 500	mg/l	857		829		837		809		844		885		956		948		1130	
TOTAL ORGANIC CARBON	-	mg/l	2.6		2.3		3.1		2.5		2.0		2.5		2.4		3.1		3.2	
TURBIDITY	not exceed 5	N.T.U	1.93		5.11		2.51		1.93		2.48		1.83		2.3		3.4		15.1	

## Annual Groundwater Analytical Summary

CC Metals and Alloys, LLC

Town of Niagara, NY - Witmer Road

Quarter	Class GA Standard <sup>(1)</sup>	Units	1st H/13	Qual.	2nd H/13	Qual.	2014	Qual.	2015	Qual.	2016	Qual.	2017	Qual.	2018	Qual.	2019	Qual.	2020	Qual.
<b>Well 14N</b>																				
1,1,1,2-Tetrachloroethane	5	ug/l	1.0	U	1.0	U	1.0	U	1.0	U	1.0	U	1.0	U	1.0	U	1.0	U	1.0	U
1,1,1-Trichloroethane	5	ug/l	1.0	U	1.0	U	1.0	U	1.0	U	1.0	U	1.0	U	1.0	U	1.0	U	1.0	U
1,1,2,2-Tetrachloroethane	5	ug/l	1.0	U	1.0	U	1.0	U	1.0	U	1.0	U	1.0	U	1.0	U	1.0	U	1.0	U
1,1,2-Trichloroethane	1	ug/l	1.0	U	1.0	U	1.0	U	1.0	U	1.0	U	1.0	U	1.0	U	1.0	U	1.0	U
1,1-Dichloroethane	5	ug/l	1.0	U	1.0	U	1.0	U	1.0	U	1.0	U	1.0	U	1.0	U	1.0	U	1.0	U
1,1-Dichloroethene	5	ug/l	1.0	U	1.0	U	1.0	U	1.0	U	1.0	U	1.0	U	1.0	U	1.0	U	1.0	U
1,2,3-Trichloropropane	0.04	ug/l	1.0	U	1.0	U	1.0	U	1.0	U	1.0	U	1.0	U	1.0	U	1.0	U	1.0	U
1,2-Dibromo-3-chloropropane	0.04	ug/l	1.0	U	1.0	U	1.0	U	1.0	U	1.0	U	1.0	U	1.0	U	2.0	U	1.0	U
1,2-Dibromomethane	5	ug/l	1.0	U	1.0	U	1.0	U	1.0	U	1.0	U	1.0	U	1.0	U	1.0	U	1.0	U
1,2-Dichlorobenzene	3	ug/l	1.0	U	1.0	U	1.0	U	1.0	U	1.0	U	1.0	U	1.0	U	1.0	U	1.0	U
1,2-Dichloroethane	0.6	ug/l	1.0	U	1.0	U	1.0	U	1.0	U	1.0	U	1.0	U	1.0	U	1.0	U	1.0	U
1,2-Dichloropropane	1	ug/l	1.0	U	1.0	U	1.0	U	1.0	U	1.0	U	1.0	U	1.0	U	1.0	U	1.0	U
1,4-Dichlorobenzene	3	ug/l	1.0	U	1.0	U	1.0	U	1.0	U	1.0	U	1.0	U	1.0	U	1.0	U	1.0	U
2-Butanone / Methyl Ethyl Ketone	-	ug/l	10.0	U	10	U	10	U	10	U	10	U	10	U	5.0	U	10.0	U	10.0	U
2-Hexanone	-	ug/l	5.0	U	5.0	U	5.0	U	5.0	U	5.0	U	5.0	U	5.0	U	10.0	U	5.0	U
4-Methyl-2-pentanone / Methyl Isobutyl Ketone	-	ug/l	5.0	U	5.0	U	5.0	U	5.0	U	5.0	U	5.0	U	5.0	U	10.0	U	5.0	U
Acetone	-	ug/l	10.0	U	10.0	U	10.0	U	10.0	U	10	U	10	U	5.0	U	10.0	U	10.0	U
Acetonitrile	-	ug/l	40.0	U	40.0	U	15.0	U	15.0	U	15	U	15	U	10	U	20	U	15	U
Benzene	1	ug/l	1.0	U	1.0	U	1.0	U	1.0	U	1.0	U	1.0	U	1.0	U	1.0	U	1.0	U
Bromochloromethane	5	ug/l	1.0	U	1.0	U	1.0	U	1.0	U	1.0	U	1.0	U	1.0	U	1.0	U	1.0	U
Bromodichloromethane	-	ug/l	1.0	U	1.0	U	1.0	U	1.0	U	1.0	U	1.0	U	1.0	U	1.0	U	1.0	U
Bromoform	-	ug/l	1.0	U	1.0	U	1.0	U	1.0	U	1.0	U	1.0	U	1.0	U	1.0	U	1.0	U
Bromomethane	-	ug/l	1.0	U	1.0	U	1.0	U	1.0	U	1.0	U	1.0	U	1.0	U	1.0	U	1.0	U
Carbon Disulfide	60	ug/l	1.0	U	1.0	U	1.0	U	1.0	U	1.0	U	1.0	U	1.0	U	1.0	U	1.0	U
Carbon Tetrachloride	5	ug/l	1.0	U	1.0	U	1.0	U	1.0	U	1.0	U	1.0	U	1.0	U	1.0	U	1.0	U
Chlorobenzene	5	ug/l	1.0	U	1.0	U	1.0	U	1.0	U	1.0	U	1.0	U	1.0	U	1.0	U	1.0	U
Chloroethane	5	ug/l	1.0	U	1.0	U	1.0	U	1.0	U	1.0	U	1.0	U	1.0	U	1.0	U	1.0	U
Chloroform	7	ug/l	1.0	U	1.0	U	1.0	U	1.0	U	1.0	U	1.0	U	1.0	U	1.0	U	1.0	U
Chloromethane	-	ug/l	1.0	U	1.0	U	1.0	U	1.0	U	1.0	U	1.0	U	1.0	U	1.0	U	1.0	U
cis-1,2-Dichloroethene	5	ug/l	28		29		28		28		21		24		25		20		22	
cis-1,3-Dichloropropene	-	ug/l	1.0	U	1.0	U	1.0	U	1.0	U	1.0	U	1.0	U	1.0	U	1.0	U	1.0	U
Dibromochloromethane	-	ug/l	1.0	U	1.0	U	1.0	U	1.0	U	1.0	U	1.0	U	1.0	U	1.0	U	1.0	U
Dibromomethane	5	ug/l	1.0	U	1.0	U	1.0	U	1.0	U	1.0	U	1.0	U	1.0	U	1.0	U	1.0	U
Ethylbenzene	5	ug/l	1.0	U	1.0	U	1.0	U	1.0	U	1.0	U	1.0	U	1.0	U	1.0	U	1.0	U
Iodomethane	-	ug/l	1.0	U	1.0	U	1.0	U	1.0	U	1.0	U	1.0	U	1.0	U	1.0	U	1.0	U
m/p-Xylenes	-	ug/l	2.0	U	2.0	U	2.0	U	2.0	U	2.0	U	2.0	U	1.0	U	2.0	U	2.0	U
Methylene chloride	5	ug/l	1.0	U	1.0	U	1.0	U	1.0	U	1.0	U	1.0	U	1.0	U	5.0	U	1.0	U
o-Xylene	-	ug/l	1.0	U	1.0	U	1.0	U	1.0	U	1.0	U	1.0	U	1.0	U	1.0	U	1.0	U
Styrene	5	ug/l	1.0	U	1.0	U	1.0	U	1.0	U	1.0	U	1.0	U	1.0	U	1.0	U	1.0	U
Tetrachloroethene	-	ug/l	1.0	U	1.0	U	1.0	U	1.0	U	1.0	U	1.0	U	1.0	U	1.0	U	1.0	U
Toluene	5	ug/l	1.0	U	1.0	U	1.0	U	1.0	U	1.0	U	1.0	U	1.0	U	1.0	U	1.0	U
trans-1,2-Dichloroethene	5	ug/l	1.0	U	1.0	U	1.0	U	1.0	U	1.0	U	1.0	U	1.0	U	1.0	U	1.0	U
trans-1,3-Dichloropropene	0.4	ug/l	1.0	U	1.0	U	1.0	U	1.0	U	1.0	U	1.0	U	1.0	U	1.0	U	1.0	U
trans-1,4-Dichloro-2-butene	5	ug/l	5.0	U	5.0	U	1.0	U	1.0	U	1.0	U	1.0	U	1.0	U	2.5	U	1.0	U
Trichloroethene	5	ug/l	1.0	U	1.0	U	1.0	U	1.0	U	1.0	U	1.0	U	1.0	U	1.0	U	1.0	U
Trichlorofluoromethane	5	ug/l	1.0	U	1.0	U	1.0	U	1.0	U	1.0	U	1.0	U	1.0	U	1.0	U	1.0	U
Vinyl acetate	-	ug/l	5.0	U	5.0	U	5.0	U	5.0	U	5.0	U	5.0	U	2.0	U	2.0	U	5	U
Vinyl chloride	2	ug/l	1.6		2.4		1.0	U	1.4		1.1		1.8		2.3		1.3		2.5	

## Annual Groundwater Analytical Summary

CC Metals and Alloys, LLC

Town of Niagara, NY - Witmer Road

Quarter	Class GA Standard <sup>(1)</sup>	Units	1st H/13	Qual.	2nd H/13	Qual.	2014	Qual.	2015	Qual.	2016	Qual.	2017	Qual.	2018	Qual.	2019	Qual.	2020	Qual.
<b>Well 3R</b>																				
SAMPLE DATE	-	NA	4/26/2013		10/25/2013		5/13/2014		4/23/2015		4/28/2016		4/28/2017		5/11/2018		5/8 ,9,17/2019		5/19/2020	
TOP OF CASING ELEVATION	-	Feet	611.87		611.87		611.87		611.87		611.87		611.87		611.87		611.87		611.87	
DEPTH TO WATER	-	Feet	2.09		3.55		1.65		1.93		2.12		1.58		2.06		1.63		2.25	
WATER ELEVATION	-	Feet	609.78		608.32		610.22		609.94		609.75		610.29		609.81		610.24		609.26	
WELL BOTTOM	-	Feet	12.05		12.05		12.05		12.05		12.05		12.05		12.05		12.05		12.05	
ARSENIC	0.025	mg/l	0.010	U	0.010	U	0.015	U	0.015	U	0.015	U	0.015	U	0.015	U	0.02	U	0.015	U
BARIUM	1	mg/l	0.028		0.034		0.028		0.025		0.027		0.028		0.032		0.027		0.034	^
BORON, (TOTAL)	1	mg/l	0.16		0.20		0.16		0.14		0.15		0.14		0.14		0.12		0.12	
BROMIDE	-	mg/l	0.20	U	0.20	U	0.20	U	2.00	U	0.20	U	0.20	U	1.0	U	1.0	U	1.0	U
CHEMICAL OXYGEN DEMAND	-	mg/l	10.0	U	10.0	U	16.3		12.5		10.0	U	10.0	U	10	U	10	U	10.0	U
CHLORIDE	-	mg/l	35.9		37.9		35.9		37.1		47.8		50.6		108		86		101	
CHROMIUM	0.05	mg/l	0.0052		0.0040	U	0.0040	U	0.0040	U	0.0040	U	0.0091		0.0055		0.01		0.0065	
Eh	-	M.Volts	112		148		168		131		158		260		92.0		112.0		111	
HEXAVALENT CHROMIUM TOTAL	0.05	mg/l	0.010	U	0.010	U	0.010	U	0.010	U	0.010	U	0.010	U	0.010	U	0.010	U	0.024	
LEAD	0.025	mg/l	0.0050	U	0.0050	U	0.0100	U	0.010	U	0.010	U	0.010	U	0.010	U	0.010	U	0.010	U
MANGANESE	0.3	mg/l	0.0030	U	0.0190		0.003	U	0.0047	U	0.0035	U	0.003	U	0.0030	U	0.0100	U	0.0034	
MERCURY	0.0007	mg/l	0.00020	U	0.00020	U	0.00020	U	0.00020	U	0.00020	U	0.00020	U	0.00020	U	0.02000	U	0.0002	U
PH	between 6.5 to 8.5	S.U	6.99		6.89		6.96		6.85		6.51		7.39		7.70		7.25		7.38	
POTASSIUM	-	mg/l	0.50	U	0.55		0.50	U	0.50	U	0.50	U	0.50	U	0.58		1		0.5	U
SELENIUM	0.01	mg/l	0.0023		0.0010	U	0.0250	U	0.025	U	0.025	U	0.025	U	0.025	U	0.02	U	0.025	U
SODIUM	20	mg/l	23.8		29.0		24.1		22.2		23.8		25.4		37.3		42.1		54.2	
SPECIFIC CONDUCTANCE	-	Umhos/cm	999		1069		1055		1177		1131		1125		1322		1195		1324	
SULFATE	250	mg/l	155		154		147		147		148		141		190		180		207	
TEMPERATURE	-	oF	49.46		56.32		57.02		42.98		48.38		53.6		52		50.36		51.2	
TOTAL DISSOLVED SOLIDS	not to exceed 500	mg/l	702		735		731		749		669		669		838		761		917	
TOTAL ORGANIC CARBON	-	mg/l	2.9		2.8		5.0		2.6		1.9		2.1		1.9		2.4		3.0	
TURBIDITY	not exceed 5	N.T.U	1.87		3.56		0.92		1.07		1.82		1.55		1.5		2.3		1.04	



### Annual Groundwater Analytical Summary

CC Metals and Alloys, LLC

Town of Niagara, NY - Witmer Road

Quarter	Class GA Standard <sup>(1)</sup>	Units	1st H/13	Qual.	2nd H/13	Qual.	2014	Qual.	2015	Qual.	2016	Qual.	2017	Qual.	2018	Qual.	2019	Qual.	2020	Qual.
<b>Well 3R</b>																				
1,1,1,2-Tetrachloroethane	5.0	ug/l	1.0	U	1.0	U	1.0	U	1.0	U	1.0	U	1.0	U	1.0	U	1.0	U	1.0	U
1,1,1-Trichloroethane	5.0	ug/l	1.0	U	1.0	U	1.0	U	1.0	U	1.0	U	1.0	U	1.0	U	1.0	U	1.0	U
1,1,2,2-Tetrachloroethane	5.0	ug/l	1.0	U	1.0	U	1.0	U	1.0	U	1.0	U	1.0	U	1.0	U	1.0	U	1.0	U
1,1,2-Trichloroethane	1.0	ug/l	1.0	U	1.0	U	1.0	U	1.0	U	1.0	U	1.0	U	1.0	U	1.0	U	1.0	U
1,1-Dichloroethane	5.0	ug/l	1.0	U	1.0	U	1.0	U	1.0	U	1.0	U	1.0	U	1.0	U	1.0	U	1.0	U
1,1-Dichloroethene	5.0	ug/l	1.0	U	1.0	U	1.0	U	1.0	U	1.0	U	1.0	U	1.0	U	1.0	U	1.0	U
1,2,3-Trichloropropane	0.04	ug/l	1.0	U	1.0	U	1.0	U	1.0	U	1.0	U	1.0	U	1.0	U	1.0	U	1.0	U
1,2-Dibromo-3-chloropropane	0.04	ug/l	1.0	U	1.0	U	1.0	U	1.0	U	1.0	U	1.0	U	1.0	U	1.0	U	1.0	U
1,2-Dibromoethane	5.0	ug/l	1.0	U	1.0	U	1.0	U	1.0	U	1.0	U	1.0	U	1.0	U	1.0	U	1.0	U
1,2-Dichlorobenzene	3.0	ug/l	1.0	U	1.0	U	1.0	U	1.0	U	1.0	U	1.0	U	1.0	U	1.0	U	1.0	U
1,2-Dichloroethane	0.6	ug/l	1.0	U	1.0	U	1.0	U	1.0	U	1.0	U	1.0	U	1.0	U	1.0	U	1.0	U
1,2-Dichloropropane	1.0	ug/l	1.0	U	1.0	U	1.0	U	1.0	U	1.0	U	1.0	U	1.0	U	1.0	U	1.0	U
1,4-Dichlorobenzene	3.0	ug/l	1.0	U	1.0	U	1.0	U	1.0	U	1.0	U	1.0	U	1.0	U	1.0	U	1.0	U
2-Butanone / Methyl Ethyl Ketone	-	ug/l	10	U	10	U	10	U	10	U	10	U	10	U	5.0	U	5.0	U	10.0	* U
2-Hexanone	-	ug/l	5.0	U	5.0	U	5.0	U	5.0	U	5.0	U	5.0	U	5.0	U	5.0	U	5.0	U
4-Methyl-2-pentanone / Methyl Isobutyl Ketone	-	ug/l	5.0	U	5.0	U	5.0	U	5.0	U	5.0	U	5.0	U	5.0	U	5.0	U	5.0	U
Acetone	-	ug/l	10.0	U	10.0	U	10.0	U	10	U	10	U	10	U	5.0	U	5.0	U	10	U
Acetonitrile	-	ug/l	40.0	U	40.0	U	15.0	U	15	U	15	U	15	U	10	U	10	U	15	U
Benzene	1	ug/l	1.0	U	1.0	U	1.0	U	1.0	U	1.0	U	1.0	U	1.0	U	1.0	U	1.0	U
Bromochloromethane	5.0	ug/l	1.0	U	1.0	U	1.0	U	1.0	U	1.0	U	1.0	U	1.0	U	1.0	U	1.0	U
Bromodichloromethane	-	ug/l	1.0	U	1.0	U	1.0	U	1.0	U	1.0	U	1.0	U	1.0	U	1.0	U	1.0	U
Bromoform	-	ug/l	1.0	U	1.0	U	1.0	U	1.0	U	1.0	U	1.0	U	1.0	U	1.0	U	1.0	U
Bromomethane	-	ug/l	1.0	U	1.0	U	1.0	U	1.0	U	1.0	U	1.0	U	1.0	U	1.0	U	1.0	U
Carbon Disulfide	60	ug/l	1.0	U	1.0	U	1.0	U	1.0	U	1.0	U	1.0	U	1.0	U	1.0	U	1.0	U
Carbon Tetrachloride	5.0	ug/l	1.0	U	1.0	U	1.0	U	1.0	U	1.0	U	1.0	U	1.0	U	1.0	U	1.0	U
Chlorobenzene	5.0	ug/l	1.0	U	1.0	U	1.0	U	1.0	U	1.0	U	1.0	U	1.0	U	1.0	U	1.0	U
Chloroethane	5.0	ug/l	1.0	U	1.0	U	1.0	U	1.0	U	1.0	U	1.0	U	1.0	U	1.0	U	1.0	U
Chloroform	7.0	ug/l	1.0	U	1.0	U	1.0	U	1.0	U	1.0	U	1.0	U	1.0	U	1.0	U	1.0	U
Chloromethane	-	ug/l	1.0	U	1.0	U	1.0	U	1.0	U	1.0	U	1.0	U	1.0	U	1.0	U	1.0	U
cis-1,2-Dichloroethene	5.0	ug/l	1.0	U	1.0	U	1.0	U	1.0	U	1.0	U	1.0	U	1.0	U	1.0	U	1.0	U
cis-1,3-Dichloropropene	-	ug/l	1.0	U	1.0	U	1.0	U	1.0	U	1.0	U	1.0	U	1.0	U	1.0	U	1.0	U
Dibromochloromethane	-	ug/l	1.0	U	1.0	U	1.0	U	1.0	U	1.0	U	1.0	U	1.0	U	1.0	U	1.0	U
Dibromomethane	5.0	ug/l	1.0	U	1.0	U	1.0	U	1.0	U	1.0	U	1.0	U	1.0	U	1.0	U	1.0	U
Ethylbenzene	5.0	ug/l	1.0	U	1.0	U	1.0	U	1.0	U	1.0	U	1.0	U	1.0	U	1.0	U	1.0	U
Iodomethane	-	ug/l	1.0	U	1.0	U	1.0	U	1.0	U	1.0	U	1.0	U	1.0	U	1.0	U	1.0	U
m/p-Xylenes	-	ug/l	2.0	U	2.0	U	2.0	U	2.0	U	2.0	U	2.0	U	1.0	U	1.0	U	2.0	U
Methylene chloride	5.0	ug/l	1.0	U	1.0	U	1.0	U	1.0	U	1.0	U	1.0	U	1.0	U	1.0	U	1.0	U
o-Xylene	-	ug/l	1.0	U	1.0	U	1.0	U	1.0	U	1.0	U	1.0	U	1.0	U	1.0	U	1.0	U
Styrene	5.0	ug/l	1.0	U	1.0	U	1.0	U	1.0	U	1.0	U	1.0	U	1.0	U	1.0	U	1.0	U
Tetrachloroethene	-	ug/l	1.0	U	1.0	U	1.0	U	1.0	U	1.0	U	1.0	U	1.0	U	1.0	U	1.0	U
Toluene	5.0	ug/l	1.0	U	1.0	U	1.0	U	1.0	U	1.0	U	1.0	U	1.0	U	1.0	U	1.0	U
trans-1,2-Dichloroethene	5.0	ug/l	1.0	U	1.0	U	1.0	U	1.0	U	1.0	U	1.0	U	1.0	U	1.0	U	1.0	U
trans-1,3-Dichloropropene	0.4	ug/l	1.0	U	1.0	U	1.0	U	1.0	U	1.0	U	1.0	U	1.0	U	1.0	U	1.0	U
trans-1,4-Dichloro-2-butene	5.0	ug/l	5.0	U	5.0	U	1.0	U	1.0	U	1.0	U	1.0	U	1.0	U	2.5	U	1.0	U
Trichloroethene	5.0	ug/l	1.0	U	1.0	U	1.0	U	1.0	U	1.0	U	1.0	U	1.0	U	1.0	U	1.0	U
Trichlorofluoromethane	5.0	ug/l	1.0	U	1.0	U	1.0	U	1.0	U	1.0	U	1.0	U	1.0	U	1.0	U	1.0	U
Vinyl acetate	-	ug/l	5.0	U	5.0	U	5.0	U	5.0	U	5.0	U	5.0	U	2.0	U	2.0	U	5.0	U
Vinyl chloride	2	ug/l	1.0	U	1.0	U	1.0	U	1.0	U	1.0	U	1.0	U	1.0	U	1.0	U	1.0	U

### Annual Groundwater Analytical Summary

CC Metals and Alloys, LLC

Town of Niagara, NY - Witmer Road

Quarter	Class GA Standard <sup>(1)</sup>	Units	1st H/13	Qual.	2nd H/13	Qual.	2014	Qual.	2015	Qual.	2016	Qual.	2017	Qual.	2018	Qual.	2019	Qual.	2020	Qual.
<b>Well 5R</b>																				
SAMPLE DATE	-	NA	4/26/2013		10/25/2013		5/13/2014		4/23/2015		4/28/2016		4/27/2017		5/11/2018		5/8, 9, 17/2019		5/19/2020	
TOP OF CASING ELEVATION	-	Feet	601.67		601.67		601.67		601.67		601.67		601.67		601.67		601.67		601.67	
DEPTH TO WATER	-	Feet	5.07		6.35		5.51		5.44		6.74		5.25		5.51		4.98		5.46	
WATER ELEVATION	-	Feet	596.25		596.25		596.25		596.23		594.93		596.42		596.16		596.69		596.21	
WELL BOTTOM	-	Feet	19.75		19.75		19.75		19.74		19.74		19.74		19.74		19.74		19.74	
ARSENIC	0.025	mg/l	0.010	U	0.010	U	0.015	U	0.015	U	0.015	U	0.015	U	0.015	U	0.02	U	0.015	U
BARIUM	1	mg/l	0.064		0.063		0.053		0.043		0.056		0.049		0.055		0.054		0.067	^
BORON, (TOTAL)	1	mg/l	0.18		0.20		0.18		0.18		0.17		0.17		0.19		0.17		0.17	
BROMIDE	-	mg/l	0.7		1.30		1.0		0.84		0.98		1.0	U	1.0	U	1.0	U	1.0	U
CHEMICAL OXYGEN DEMAND	-	mg/l	15.8		25.7		27.1		12.8		10.0		10.0	U	19.3		14.9		14.8	
CHLORIDE	-	mg/l	94.9		94.7		80.6		92.8		85.6		82.7		84.7		82		84.0	
CHROMIUM	0.05	mg/l	0.0040	U	0.0040	U	0.0040	U	0.0040	U	0.0040	U	0.0040	U	0.0040	U	0.0100	U	0.0040	U
Eh	-	M.Volts	120		144		135		110		115		218		80		169		96.0	
HEXAVALENT CHROMIUM TOTAL	0.05	mg/l	0.010	U	0.010	U	0.010	U	0.010	U	0.010	U	0.010	U	0.010	U	0.010	U	0.016	
LEAD	0.025	mg/l	0.0050	U	0.0050	U	0.0100	U	0.010	U	0.010	U	0.010	U	0.010	U	0.010	U	0.010	U
MANGANESE	0.3	mg/l	0.010		0.370		0.01		0.0160		0.0190		0.0039		0.018		0.03		0.091	
MERCURY	0.0007	mg/l	0.00020	U	0.00020	U	0.00020	U	0.00020	U	0.00020	U	0.00020	U	0.00020	U	0.00020	U	0.00020	U
PH	between 6.5 to 8.5	S.U	7.86		7.70		7.85		7.87		7.78		7.92		8.22		8.22		7.91	
POTASSIUM	-	mg/l	25.8		24.3		20.8		18.5		20.1		18.8		20.3		21.5		21.7	
SELENIUM	0.01	mg/l	0.0010	U	0.0010	U	0.0250		0.025	U	0.025	U	0.025	U	0.025	U	0.02	U	0.025	U
SODIUM	20	mg/l	75.1		88.5		68.5		67.7		70.3		68.3		77.1		81.4		70.0	
SPECIFIC CONDUCTANCE	-	Umhos/cm	818		857		825		851		886		861		920		882		905.8	
SULFATE	250	mg/l	178		183		157		157		164		167		182		180		159	
TEMPERATURE	-	°F	50.36		53.96		56.12		44.96		48.20		51.26		50.2		51.26		49.8	
TOTAL DISSOLVED SOLIDS	not to exceed 500	mg/l	552		587		545		490		531		531		554		544		487	
TOTAL ORGANIC CARBON	-	mg/l	5.1		6.4		5.8		5.4		4.5		4.6		4.9		5.7		6.2	
TURBIDITY	not exceed 5	N.T.U	2.71		2.91		2.68		1.07		1.29		0.93		1.5		2.2		3.44	

## Annual Groundwater Analytical Summary

CC Metals and Alloys, LLC

Town of Niagara, NY - Witmer Road

Quarter	Class GA Standard <sup>(1)</sup>	Units	1st H/13	Qual.	2nd H/13	Qual.	2014	Qual.	2015	Qual.	2016	Qual.	2017	Qual.	2018	Qual.	2019	Qual.	2020	Qual.
<b>Well 5R</b>																				
1,1,1,2-Tetrachloroethane	5.0	ug/l	1.0	U	1.0	U	1.0	U	1.0	U	1.0	U	1.0	U	1.0	U	1.0	U	1.0	U
1,1,1-Trichloroethane	5.0	ug/l	1.0	U	1.0	U	1.0	U	1.0	U	1.0	U	1.0	U	1.0	U	1.0	U	1.0	U
1,1,2,2-Tetrachloroethane	5.0	ug/l	1.0	U	1.0	U	1.0	U	1.0	U	1.0	U	1.0	U	1.0	U	1.0	U	1.0	U
1,1,2-Trichloroethane	1.0	ug/l	1.0	U	1.0	U	1.0	U	1.0	U	1.0	U	1.0	U	1.0	U	1.0	U	1.0	U
1,1-Dichloroethane	5.0	ug/l	1.0	U	1.0	U	1.0	U	1.0	U	1.0	U	1.0	U	1.0	U	1.0	U	1.0	U
1,1-Dichloroethene	5.0	ug/l	1.0	U	1.0	U	1.0	U	1.0	U	1.0	U	1.0	U	1.0	U	1.0	U	1.0	U
1,2,3-Trichloropropane	0.04	ug/l	1.0	U	1.0	U	1.0	U	1.0	U	1.0	U	1.0	U	1.0	U	1.0	U	1.0	U
1,2-Dibromo-3-chloropropane	0.04	ug/l	1.0	U	1.0	U	1.0	U	1.0	U	1.0	U	1.0	U	1.0	U	2.0	U	1.0	U
1,2-Dibromoethane	5.0	ug/l	1.0	U	1.0	U	1.0	U	1.0	U	1.0	U	1.0	U	1.0	U	1.0	U	1.0	U
1,2-Dichlorobenzene	3.0	ug/l	1.0	U	1.0	U	1.0	U	1.0	U	1.0	U	1.0	U	1.0	U	1.0	U	1.0	U
1,2-Dichloroethane	0.6	ug/l	1.0	U	1.0	U	1.0	U	1.0	U	1.0	U	1.0	U	1.0	U	1.0	U	1.0	U
1,2-Dichloropropane	1.0	ug/l	1.0	U	1.0	U	1.0	U	1.0	U	1.0	U	1.0	U	1.0	U	1.0	U	1.0	U
1,4-Dichlorobenzene	3.0	ug/l	1.0	U	1.0	U	1.0	U	1.0	U	1.0	U	1.0	U	1.0	U	1.0	U	1.0	U
2-Butanone / Methyl Ethyl Ketone	-	ug/l	10	U	10	U	10	U	10	U	10	U	10	U	10	U	10	U	10.0	U
2-Hexanone	-	ug/l	5.0	U	5.0	U	5.0	U	5.0	U	5.0	U	5.0	U	5.0	U	10.0	U	10.0	U
4-Methyl-2-pentanone / Methyl Isobutyl Ketone	-	ug/l	5.0	U	5.0	U	5.0	U	5.0	U	5.0	U	5.0	U	5.0	U	10.0	U	10.0	U
Acetone	-	ug/l	10.0	U	10.0	U	10.0	U	10	U	10	U	10	U	5	U	10	U	10.0	U
Acetonitrile	-	ug/l	40.0	U	40.0	U	15.0	U	15	U	15	U	15	U	10	U	20	U	15.0	U
Benzene	1	ug/l	1.0	U	1.0	U	1.0	U	1.0	U	1.0	U	1.0	U	1.0	U	1.0	U	1.0	U
Bromochloromethane	5.0	ug/l	1.0	U	1.0	U	1.0	U	1.0	U	1.0	U	1.0	U	1.0	U	1.0	U	1.0	U
Bromodichloromethane	-	ug/l	1.0	U	1.0	U	1.0	U	1.0	U	1.0	U	1.0	U	1.0	U	1.0	U	1.0	U
Bromoform	-	ug/l	1.0	U	1.0	U	1.0	U	1.0	U	1.0	U	1.0	U	1.0	U	1.0	U	1.0	U
Bromomethane	-	ug/l	1.0	U	1.0	U	1.0	U	1.0	U	1.0	U	1.0	U	1.0	U	1.0	U	1.0	U
Carbon Disulfide	60	ug/l	1.0	U	1.0	U	1.0	U	1.0	U	1.0	U	1.0	U	1.0	U	1.0	U	1.0	U
Carbon Tetrachloride	5.0	ug/l	1.0	U	1.0	U	1.0	U	1.0	U	1.0	U	1.0	U	1.0	U	1.0	U	1.0	U
Chlorobenzene	5.0	ug/l	1.0	U	1.0	U	1.0	U	1.0	U	1.0	U	1.0	U	1.0	U	1.0	U	1.0	U
Chloroethane	5.0	ug/l	1.0	U	1.0	U	1.0	U	1.0	U	1.0	U	1.0	U	1.0	U	1.0	U	1.0	U
Chloroform	7.0	ug/l	1.0	U	1.0	U	1.0	U	1.0	U	1.0	U	1.0	U	1.0	U	1.0	U	1.0	U
Chloromethane	-	ug/l	1.0	U	1.0	U	1.0	U	1.0	U	1.0	U	1.0	U	1.0	U	1.0	U	1.0	U
cis-1,2-Dichloroethene	5.0	ug/l	1.0	U	1.0	U	1.0	U	1.0	U	1.0	U	1.0	U	1.0	U	1.0	U	1.0	U
cis-1,3-Dichloropropene	-	ug/l	1.0	U	1.0	U	1.0	U	1.0	U	1.0	U	1.0	U	1.0	U	1.0	U	1.0	U
Dibromochloromethane	-	ug/l	1.0	U	1.0	U	1.0	U	1.0	U	1.0	U	1.0	U	1.0	U	1.0	U	1.0	U
Dibromomethane	5.0	ug/l	1.0	U	1.0	U	1.0	U	1.0	U	1.0	U	1.0	U	1.0	U	1.0	U	1.0	U
Ethylbenzene	5.0	ug/l	1.0	U	1.0	U	1.0	U	1.0	U	1.0	U	1.0	U	1.0	U	1.0	U	1.0	U
Iodomethane	-	ug/l	1.0	U	1.0	U	1.0	U	1.0	U	1.0	U	1.0	U	1.0	U	1.0	U	1.0	U
m/p-Xylenes	-	ug/l	2.0	U	2.0	U	2.0	U	2.0	U	2.0	U	2.0	U	1.0	U	2.0	U	2.0	U
Methylene chloride	5.0	ug/l	1.0	U	1.0	U	1.0	U	1.0	U	1.0	U	1.0	U	1.0	U	5.0	U	1.0	U
o-Xylene	-	ug/l	1.0	U	1.0	U	1.0	U	1.0	U	1.0	U	1.0	U	1.0	U	1.0	U	1.0	U
Styrene	5.0	ug/l	1.0	U	1.0	U	1.0	U	1.0	U	1.0	U	1.0	U	1.0	U	1.0	U	1.0	U
Tetrachloroethene	-	ug/l	1.0	U	1.0	U	1.0	U	1.0	U	1.0	U	1.0	U	1.0	U	1.0	U	1.0	U
Toluene	5.0	ug/l	1.0	U	1.0	U	1.0	U	1.0	U	1.0	U	1.0	U	1.0	U	1.0	U	1.0	U
trans-1,2-Dichloroethene	5.0	ug/l	1.0	U	1.0	U	1.0	U	1.0	U	1.0	U	1.0	U	1.0	U	1.0	U	1.0	U
trans-1,3-Dichloropropene	0.4	ug/l	1.0	U	1.0	U	1.0	U	1.0	U	1.0	U	1.0	U	1.0	U	1.0	U	1.0	U
trans-1,4-Dichloro-2-butene	5.0	ug/l	5.0	U	5.0	U	5.0	U	1.0	U	1.0	U	1.0	U	1.0	U	2.5	U	1.0	U
Trichloroethene	5.0	ug/l	1.0	U	1.0	U	1.0	U	1.0	U	1.0	U	1.0	U	1.0	U	1.0	U	1.0	U
Trichlorofluoromethane	5.0	ug/l	1.0	U	1.0	U	1.0	U	1.0	U	1.0	U	1.0	U	1.0	U	1.0	U	1.0	U
Vinyl acetate	-	ug/l	5.0	U	5.0	U	5.0	U	5.0	U	5.0	U	5.0	U	2.0	U	2.0	U	5.0	U
Vinyl chloride	2	ug/l	1.0	U	1.0	U	1.0	U	1.0	U	1.0	U	1.0	U	1.0	U	1.0	U	1.0	U

## Annual Groundwater Analytical Summary

CC Metals and Alloys, LLC

Town of Niagara, NY - Witmer Road

Quarter	Class GA Standard <sup>(1)</sup>	Units	1st H/13	Qual.	2nd H/13	Qual.	2014	Qual.	2015	Qual.	2016	Qual.	2017	Qual.	2018	Qual.	2019	Qual.	2020	Qual.
<b>Well 12</b>																				
SAMPLE DATE	-	NA	4/26/2013		10/25/2013		5/13/2014		4/23/2015		4/28/2016		4/28/2017		5/11/2018		5/8, 9, 17/2019		5/19/2020	
TOP OF CASING ELEVATION	-	Feet	597.71		597.71		597.71		597.71		597.71		597.71		597.71		597.71		597.71	
DEPTH TO WATER	-	Feet	8.02		9		8.29		7.95		8.35		8.18		8.22		7.71		8.26	
WATER ELEVATION	-	Feet	589.69		588.71		589.42		589.76		589.36		589.53		589.49		590.00		589.45	
WELL BOTTOM	-	Feet	19.65		19.65		19.65		19.65		19.65		19.65		19.65		19.65		19.65	
ARSENIC	0.025	mg/l	0.010	U	0.010	U	0.015	U	0.015	U	0.015	U	0.015	U	0.015	U	0.02	U	0.015	U
BARIUM	1	mg/l	0.038		0.038		0.040		0.036		0.042		0.045		0.046		0.04		0.042	^
BORON, (TOTAL)	1	mg/l	0.19		0.19		0.17		0.17		0.18		0.13		0.18		0.15		0.16	
BROMIDE	-	mg/l	0.20		0.20	U	0.20	U	2.00	U	0.20	U	0.20	U	1.0	U	1.0	U	1.0	U
CHEMICAL OXYGEN DEMAND	-	mg/l	12.0		15.9		20.1		10.0		10.0		10.0	U	10.0	U	10.0	U	10	U
CHLORIDE	-	mg/l	137		107		108		108		144		110		169		160		140	
CHROMIUM	0.05	mg/l	0.0040	U	0.0040	U	0.0040	U	0.0040	U	0.0040	U	0.021		0.0040	U	0.0100	U	0.0040	U
Eh	-	M.Volts	181		142		186		136		149		168		92		113		98	
HEXAVALENT CHROMIUM TOTAL	0.05	mg/l	0.010	U	0.010	U	0.010	U	0.010	U	0.010	U	0.02		0.010	U	0.010	U	0.020	
LEAD	0.025	mg/l	0.0050	U	0.0050	U	0.0100	U	0.010	U	0.010	U	0.04		0.010	U	0.010	U	0.010	U
MANGANESE	0.3	mg/l	0.01		0.097		0.009		0.0160		0.0160		0.03		0.071		0.046		0.20	
MERCURY	0.0007	mg/l	0.00020		0.00020	U	0.00020	U	0.00020	U	0.00020	U	0.00020	U	0.00020	U	0.00020	U	0.00020	U
PH	between 6.5 to 8.5	S.U	7.22		7.00		7.19		7.20		7.39		7.57		7.71		7.3		7.46	
POTASSIUM	-	mg/l	4.7		5.3		4.0		4.2		4.6		2.6		4.6		5.1		4.0	
SELENIUM	0.01	mg/l	0.0010	U	0.0010	U	0.0250	U	0.025	U	0.025	U	0.025	U	0.025	U	0.02	U	0.025	U
SODIUM	20	mg/l	75.5		77.5		61.6		58.3		77.7		75.6		94.0		88.9		77.9	
SPECIFIC CONDUCTANCE	-	mg/l	1144		1080		1204		1162		1294		1051		1218		1332		1294	
SULFATE	250	mg/l	147		117		142		127		135		176		160		150		128	
TEMPERATURE	-	F	50.00		52.5		60.4		46.9		49.5		53.06		51.26		52.16		51.4	
TOTAL DISSOLVED SOLIDS	not to exceed 500	mg/l	829		727		854		755		774		723		818		886		1000	
TOTAL ORGANIC CARBON	-	mg/l	2.6		2.6		3.6		2.7		2.1		3.6		2.4		2.8		2.6	
TURBIDITY	not exceed 5	N.T.U	2.87		4.02		2.71		1.67		1.78		2.35		1.8		2.1		5.57	

## Annual Groundwater Analytical Summary

CC Metals and Alloys, LLC

Town of Niagara, NY - Witmer Road

Quarter	Class GA Standard <sup>(1)</sup>	Units	1st H/13	Qual.	2nd H/13	Qual.	2014	Qual.	2015	Qual.	2016	Qual.	2017	Qual.	2018	Qual.	2019	Qual.	2020	Qual.
<b>Well 12</b>																				
1,1,1,2-Tetrachloroethane	5.0	ug/l	1.0	U	1.0	U	1.0	U	1.0	U	1.0	U	1.0	U	1.0	U	1.0	U	1.0	U
1,1,1-Trichloroethane	5.0	ug/l	1.0	U	1.0	U	1.0	U	1.0	U	1.0	U	1.0	U	1.0	U	1.0	U	1.0	U
1,1,2,2-Tetrachloroethane	5.0	ug/l	1.0	U	1.0	U	1.0	U	1.0	U	1.0	U	1.0	U	1.0	U	1.0	U	1.0	U
1,1,2-Trichloroethane	1.0	ug/l	1.0	U	1.0	U	1.0	U	1.0	U	1.0	U	1.0	U	1.0	U	1.0	U	1.0	U
1,1-Dichloroethane	5.0	ug/l	1.0	U	1.0	U	1.0	U	1.0	U	1.0	U	1.0	U	1.0	U	1.0	U	1.0	U
1,1-Dichloroethene	5.0	ug/l	1.0	U	1.0	U	1.0	U	1.0	U	1.0	U	1.0	U	1.0	U	1.0	U	1.0	U
1,2,3-Trichloropropane	0.04	ug/l	1.0	U	1.0	U	1.0	U	1.0	U	1.0	U	1.0	U	1.0	U	1.0	U	1.0	U
1,2-Dibromo-3-chloropropane	0.04	ug/l	1.0	U	1.0	U	1.0	U	1.0	U	1.0	U	1.0	U	1.0	U	2.0	U	1.0	U
1,2-Dibromoethane	5.0	ug/l	1.0	U	1.0	U	1.0	U	1.0	U	1.0	U	1.0	U	1.0	U	1.0	U	1.0	U
1,2-Dichlorobenzene	3.0	ug/l	1.0	U	1.0	U	1.0	U	1.0	U	1.0	U	1.0	U	1.0	U	1.0	U	1.0	U
1,2-Dichloroethane	0.6	ug/l	1.0	U	1.0	U	1.0	U	1.0	U	1.0	U	1.0	U	1.0	U	1.0	U	1.0	U
1,2-Dichloropropane	1.0	ug/l	1.0	U	1.0	U	1.0	U	1.0	U	1.0	U	1.0	U	1.0	U	1.0	U	1.0	U
1,4-Dichlorobenzene	3.0	ug/l	1.0	U	1.0	U	1.0	U	1.0	U	1.0	U	1.0	U	1.0	U	1.0	U	1.0	U
2-Butanone / Methyl Ethyl Ketone	-	ug/l	10	U	10	U	10	U	10	U	10	U	10	U	5.0	U	10.0	U	10.0	U
2-Hexanone	-	ug/l	5.0	U	5.0	U	5.0	U	5.0	U	5.0	U	5.0	U	5.0	U	10.0	U	5.0	U
4-Methyl-2-pentanone / Methyl Isobutyl Ketone	-	ug/l	5.0	U	5.0	U	5.0	U	5.0	U	5.0	U	5.0	U	5.0	U	10.0	U	5.0	U
Acetone	-	ug/l	10.0	U	10.0	U	10.0	U	10	U	10	U	10	U	5.0	U	10.0	U	10.0	U
Acetonitrile	-	ug/l	40.0	U	40.0	U	15.0	U	15	U	15	U	15	U	10.0	U	20.0	U	15.0	U
Benzene	1	ug/l	1.0	U	1.0	U	1.0	U	1.0	U	1.0	U	1.0	U	1.0	U	1.0	U	1.0	U
Bromochloromethane	5.0	ug/l	1.0	U	1.0	U	1.0	U	1.0	U	1.0	U	1.0	U	1.0	U	1.0	U	1.0	U
Bromodichloromethane	-	ug/l	1.0	U	1.0	U	1.0	U	1.0	U	1.0	U	1.0	U	1.0	U	1.0	U	1.0	U
Bromoform	-	ug/l	1.0	U	1.0	U	1.0	U	1.0	U	1.0	U	1.0	U	1.0	U	1.0	U	1.0	U
Bromomethane	-	ug/l	1.0	U	1.0	U	1.0	U	1.0	U	1.0	U	1.0	U	1.0	U	1.0	U	1.0	U
Carbon Disulfide	60	ug/l	1.0	U	1.0	U	1.0	U	1.0	U	1.0	U	1.0	U	1.0	U	1.0	U	1.0	U
Carbon Tetrachloride	5.0	ug/l	1.0	U	1.0	U	1.0	U	1.0	U	1.0	U	1.0	U	1.0	U	1.0	U	1.0	U
Chlorobenzene	5.0	ug/l	1.0	U	1.0	U	1.0	U	1.0	U	1.0	U	1.0	U	1.0	U	1.0	U	1.0	U
Chloroethane	5.0	ug/l	1.0	U	1.0	U	1.0	U	1.0	U	1.0	U	1.0	U	1.0	U	1.0	U	1.0	U
Chloroform	7.0	ug/l	1.0	U	1.0	U	1.0	U	1.0	U	1.0	U	1.0	U	1.0	U	1.0	U	1.0	U
Chloromethane	-	ug/l	1.0	U	1.0	U	1.0	U	1.0	U	1.0	U	1.0	U	1.0	U	1.0	U	1.0	U
cis-1,2-Dichloroethene	5.0	ug/l	2.1		5.5		2.9		3.3		2.0		1.0	U	3.1		1.3		1.5	
cis-1,3-Dichloropropene	-	ug/l	1.0	U	1.0	U	1.0	U	1.0	U	1.0	U	1.0	U	1.0	U	1.0	U	1.0	U
Dibromochloromethane	-	ug/l	1.0	U	1.0	U	1.0	U	1.0	U	1.0	U	1.0	U	1.0	U	1.0	U	1.0	U
Dibromomethane	5.0	ug/l	1.0	U	1.0	U	1.0	U	1.0	U	1.0	U	1.0	U	1.0	U	1.0	U	1.0	U
Ethylbenzene	5.0	ug/l	1.0	U	1.0	U	1.0	U	1.0	U	1.0	U	1.0	U	1.0	U	1.0	U	1.0	U
Iodomethane	-	ug/l	1.0	U	1.0	U	1.0	U	1.0	U	1.0	U	1.0	U	1.0	U	1.0	U	1.0	U
m/p-Xylenes	-	ug/l	2.0	U	2.0	U	2.0	U	2.0	U	2.0	U	2.0	U	2.0	U	2.0	U	2.0	U
Methylene chloride	5.0	ug/l	1.0	U	1.0	U	1.0	U	1.0	U	1.0	U	1.0	U	1.0	U	5.0	U	1.0	U
o-Xylene	-	ug/l	1.0	U	1.0	U	1.0	U	1.0	U	1.0	U	1.0	U	1.0	U	1.0	U	1.0	U
Styrene	5.0	ug/l	1.0	U	1.0	U	1.0	U	1.0	U	1.0	U	1.0	U	1.0	U	1.0	U	1.0	U
Tetrachloroethene	-	ug/l	1.0	U	1.0	U	1.0	U	1.0	U	1.0	U	1.0	U	1.0	U	1.0	U	1.0	U
Toluene	5.0	ug/l	1.0	U	1.0	U	1.0	U	1.0	U	1.0	U	1.0	U	1.0	U	1.0	U	1.0	U
trans-1,2-Dichloroethene	5.0	ug/l	1.0	U	1.0	U	1.0	U	1.0	U	1.0	U	1.0	U	1.0	U	1.0	U	1.0	U
trans-1,3-Dichloropropene	0.4	ug/l	1.0	U	1.0	U	1.0	U	1.0	U	1.0	U	1.0	U	1.0	U	1.0	U	1.0	U
trans-1,4-Dichloro-2-butene	5.0	ug/l	5.0	U	5.0	U	1.0	U	1.0	U	1.0	U	1.0	U	1.0	U	2.5	U	1.0	U
Trichloroethene	5.0	ug/l	1.0	U	1.0	U	1.0	U	1.0	U	1.0	U	1.0	U	1.0	U	1.0	U	1.0	U
Trichlorofluoromethane	5.0	ug/l	1.0	U	1.0	U	1.0	U	1.0	U	1.0	U	1.0	U	1.0	U	1.0	U	1.0	U
Vinyl acetate	-	ug/l	5.0	U	5.0	U	5.0	U	5.0	U	5.0	U	5.0	U	2.0	U	2.0	U	5.0	U
Vinyl chloride	2	ug/l	1.0	U	7.4	U	1.0	U	1.0	U	1.0	U	1.0	U	2.8		1.0		1.0	U

### Annual Groundwater Analytical Summary

CC Metals and Alloys, LLC

Town of Niagara, NY - Witmer Road

Quarter	Class GA Standard <sup>(1)</sup>	Units	1st H/13	Qual.	2nd H/13	Qual.	2014	Qual.	2015	Qual.	2016	Qual.	2017	Qual.	2018	Qual.	2019	Qual.	2020	Qual.
<b>Sump (Leachate)</b>																				
SAMPLE DATE	-	NA	4/26/2013		10/25/2013		5/13/2014		4/23/2015		4/28/2016		4/27/2017		5/11/2018		5/8, 9, 17/2019		5/19/2020	
TOP OF CASING ELEVATION	-	Feet	602.08		602.08		602.08		602.08		602.08		602.08		602.08		602.08		602.08	
WATER LEVEL	-	Feet	NA		NA		NA		NA		NA		NA		NA		NA		NA	
WATER ELEVATION (BEFORE PUF)	-	Feet	NA		NA		NA		NA		NA		NA		NA		NA		NA	
WELL BOTTOM	-	Feet	NA		NA		NA		NA		NA		NA		NA		NA		NA	
ARSENIC	0.025	mg/l	0.012		0.010	U	0.015	U	0.015	U	0.015	U	0.015	U	0.015	U	0.015	U	0.015	U
BARIUM	1	mg/l	0.061		0.042		0.033		0.032		0.057		0.063		0.052		0.090		0.094	^
BORON, (TOTAL)	1	mg/l	0.35		0.26		0.02		0.21		0.32		0.28		0.31		0.40		0.44	
BROMIDE	-	mg/l	1.7		1.7		2.7		1.2		2.3		2.6		2.0		2.7		1.5	
CHEMICAL OXYGEN DEMAND	-	mg/l	27.5		20.3		30.2		13.1		11.6	F1	10	U	20		24.3		16.6	
CHLORIDE	-	mg/l	150		81.6		103.0		91.5		70.6		160		119		180		143	
CHROMIUM	0.05	mg/l	0.03		0.037		0.004	U	0.019		0.037		0.012		0.011		0.029		0.41	
eH	-	M.Volts	135		83		128		112		105		164		75		55		71	
HEXAVALENT CHROMIUM TOTAL	0.05	mg/l	0.022		0.034		0.010	U	0.021		0.021		0.018		0.010	U	0.010	U	0.046	
LEAD	0.025	mg/l	0.0050	U	0.0050	U	0.0100	U	0.010	U	0.010	U	0.010	U	0.010	U	0.010	U	0.017	
MANGANESE	0.30	mg/l	0.007		0.0078		0.0520		0.016		0.016		0.035		0.041		0.18		0.27	
MERCURY	0.0007	mg/l	0.00020	U	0.00020	U	0.00020	U	0.00020	U	0.00020	U	0.00020	U	0.0002	U	0.0002	U	0.00020	U
pH	between 6.5 to 8.5	S.U	8.01		7.90		8.08		7.92		7.59		7.56		8.47		8.09		8.07	
POTASSIUM	-	mg/l	86.5		68.7		42.8		41.4		74.2		113		83.1		143		112	
SELENIUM	0.01	mg/l	0.012		0.003		0.0250	U	0.025	U	0.025	U	0.025	U	0.025	U	0.02	U	0.025	U
SODIUM	20	mg/l	72.8		47.2		45.1		40.6		74.0		73.7		68.3		112		85.3	
SPECIFIC CONDUCTANCE	-	Umhos/cm	1160		714		745		791		1202		1255		1083		1510		1476	
SULFATE	250	mg/l	154		72		92.9		85.7		68.2		203		129		210		172	
TEMPERATURE	-	°F	45.68		53.60		53.1		43.88		45.50		50.54		56.12		52.7		50.6	
TOTAL DISSOLVED SOLIDS	not to exceed 500	mg/l	778		443		480		456		681		781		648		1030		797	
TOTAL ORGANIC CARBON	-	mg/l	7.0		5.2		6.5		5.8		6.8		7.0		6.1		9.6		9.7	
TURBIDITY	not exceed 5	N.T.U	2.27		1.76		1.72		0.92		1.48		1.03		1.8		2.2		10.26	

## Annual Groundwater Analytical Summary

CC Metals and Alloys, LLC

Town of Niagara, NY - Witmer Road

Quarter	Class GA Standard <sup>(1)</sup>	Units	1st H/13	Qual.	2nd H/13	Qual.	2014	Qual.	2015	Qual.	2016	Qual.	2017	Qual.	2018	Qual.	2019	Qual.	2020	Qual.
<b>Sump (Leachate)</b>																				
1,1,1,2-Tetrachloroethane	5.0	ug/l	1.0	U	1.0	U	1.0	U	1.0	U	2.0	U	2.0	U	1.0	U	1.0	U	1.0	U
1,1,1-Trichloroethane	5.0	ug/l	1.0	U	1.0	U	1.0	U	1.0	U	2.0	U	2.0	U	1.0	U	1.0	U	1.0	U
1,1,2,2-Tetrachloroethane	5.0	ug/l	1.0	U	1.0	U	1.0	U	1.0	U	2.0	U	2.0	U	1.0	U	1.0	U	1.0	U
1,1,2-Trichloroethane	1.0	ug/l	1.0	U	1.0	U	1.0	U	1.0	U	2.0	U	2.0	U	1.0	U	1.0	U	1.0	U
1,1-Dichloroethane	5.0	ug/l	1.0	U	1.0	U	1.0	U	1.0	U	2.0	U	2.0	U	1.0	U	1.0	U	1.0	U
1,1-Dichloroethene	5.0	ug/l	1.0	U	1.0	U	1.0	U	1.0	U	2.0	U	2.0	U	1.0	U	1.0	U	1.0	U
1,2,3-Trichloropropane	0.04	ug/l	1.0	U	1.0	U	1.0	U	1.0	U	2.0	U	2.0	U	1.0	U	1.0	U	1.0	U
1,2-Dibromo-3-chloropropane	0.04	ug/l	1.0	U	1.0	U	1.0	U	1.0	U	2.0	U	2.0	U	1.0	U	2.0	U	1.0	U
1,2-Dibromoethane	5.0	ug/l	1.0	U	1.0	U	1.0	U	1.0	U	2.0	U	2.0	U	1.0	U	1.0	U	1.0	U
1,2-Dichlorobenzene	3.0	ug/l	1.0	U	1.0	U	1.0	U	1.0	U	2.0	U	2.0	U	1.0	U	1.0	U	1.0	U
1,2-Dichloroethane	0.6	ug/l	1.0	U	1.0	U	1.0	U	1.0	U	2.0	U	2.0	U	1.0	U	1.0	U	1.0	U
1,2-Dichloropropane	1.0	ug/l	1.0	U	1.0	U	1.0	U	1.0	U	2.0	U	2.0	U	1.0	U	1.0	U	1.0	U
1,4-Dichlorobenzene	3.0	ug/l	1.0	U	1.0	U	1.0	U	1.0	U	2.0	U	2.0	U	1.0	U	1.0	U	1.0	U
2-Butanone / Methyl Ethyl Ketone	-	ug/l	10	U	10	U	10	U	10	U	20	U	20	U	5.0	U	10.0	U	10.0	U
2-Hexanone	-	ug/l	5.0	U	5.0	U	5.0	U	5.0	U	10.0	U	10.0	U	5.0	U	10.0	U	10.0	U
4-Methyl-2-pentanone / Methyl Isobutyl Ketone	-	ug/l	5.0	U	5.0	U	5.0	U	5.0	U	10.0	U	10.0	U	5.0	U	10.0	U	5.0	U
Acetone	-	ug/l	10.0	U	10.0	U	10.0	U	10	U	20	U	20	U	5.0	U	10.0	U	10.0	U
Acetonitrile	-	ug/l	40.0	U	40.0	U	15.0	U	15	U	30	U	30	U	10.0	U	20.0	U	15.0	U
Benzene	1	ug/l	1.0	U	1.0	U	1.0	U	1.0	U	2.0	U	2.0	U	1.0	U	1.0	U	1.0	U
Bromochloromethane	5.0	ug/l	1.0	U	1.0	U	1.0	U	1.0	U	2.0	U	2.0	U	1.0	U	1.0	U	1.0	U
Bromodichloromethane	-	ug/l	1.0	U	1.0	U	1.0	U	1.0	U	2.0	U	2.0	U	1.0	U	1.0	U	1.0	U
Bromoform	-	ug/l	1.0	U	1.0	U	1.0	U	1.0	U	2.0	U	2.0	U	1.0	U	1.0	U	1.0	U
Bromomethane	-	ug/l	1.0	U	1.0	U	1.0	U	1.0	U	2.0	U	2.0	U	1.0	U	1.0	U	1.0	U
Carbon Disulfide	60	ug/l	1.0	U	1.0	U	1.0	U	1.0	U	2.0	U	2.0	U	1.0	U	1.0	U	1.0	U
Carbon Tetrachloride	5.0	ug/l	1.0	U	1.0	U	1.0	U	1.0	U	2.0	U	2.0	U	1.0	U	1.0	U	1.0	U
Chlorobenzene	5.0	ug/l	1.0	U	1.0	U	1.0	U	1.0	U	2.0	U	2.0	U	1.0	U	1.0	U	1.0	U
Chloroethane	5.0	ug/l	1.0	U	1.0	U	1.0	U	1.0	U	2.0	U	2.0	U	1.0	U	1.0	U	1.0	U
Chloroform	7.0	ug/l	1.0	U	1.0	U	1.0	U	1.0	U	2.0	U	2.0	U	1.0	U	1.0	U	1.0	U
Chloromethane	-	ug/l	1.0	U	1.0	U	1.0	U	1.0	U	2.0	U	2.0	U	1.0	U	1.0	U	1.0	U
cis-1,2-Dichloroethene	5.0	ug/l	1.0	U	1.0	U	1.0	U	1.0	U	2.0	U	2.0	U	1.0	U	1.0	U	1.0	U
cis-1,3-Dichloropropene	-	ug/l	1.0	U	1.0	U	1.0	U	1.0	U	2.0	U	2.0	U	1.0	U	1.0	U	1.0	U
Dibromochloromethane	-	ug/l	1.0	U	1.0	U	1.0	U	1.0	U	2.0	U	2.0	U	1.0	U	1.0	U	1.0	U
Dibromomethane	5.0	ug/l	1.0	U	1.0	U	1.0	U	1.0	U	2.0	U	2.0	U	1.0	U	1.0	U	1.0	U
Ethylbenzene	5.0	ug/l	1.0	U	1.0	U	1.0	U	1.0	U	2.0	U	2.0	U	1.0	U	1.0	U	1.0	U
Iodomethane	-	ug/l	1.0	U	1.0	U	1.0	U	1.0	U	2.0	U	2.0	U	1.0	U	1.0	U	1.0	U
m/p-Xylenes	-	ug/l	2.0	U	2.0	U	2.0	U	2.0	U	4.0	U	4.0	U	1.0	U	1.0	U	1.0	U
Methylene chloride	5.0	ug/l	1.0	U	1.0	U	1.0	U	1.0	U	2.0	U	2.0	U	1.0	U	1.0	U	1.0	U
o-Xylene	-	ug/l	1.0	U	1.0	U	1.0	U	1.0	U	2.0	U	2.0	U	1.0	U	1.0	U	1.0	U
Styrene	5.0	ug/l	1.0	U	1.0	U	1.0	U	1.0	U	2.0	U	2.0	U	1.0	U	1.0	U	1.0	U
Tetrachloroethene	-	ug/l	1.0	U	1.0	U	1.0	U	1.0	U	2.0	U	2.0	U	1.0	U	1.0	U	1.0	U
Toluene	5.0	ug/l	1.0	U	1.0	U	1.0	U	1.0	U	2.0	U	2.0	U	1.0	U	1.0	U	1.0	U
trans-1,2-Dichloroethene	5.0	ug/l	1.0	U	1.0	U	1.0	U	1.0	U	2.0	U	2.0	U	1.0	U	1.0	U	1.0	U
trans-1,3-Dichloropropene	0.4	ug/l	1.0	U	1.0	U	1.0	U	1.0	U	2.0	U	2.0	U	1.0	U	1.0	U	1.0	U
trans-1,4-Dichloro-2-butene	5.0	ug/l	5.0	U	5.0	U	5.0	U	5.0	U	2.0	U	2.0	U	1.0	U	2.5	U	1.0	U
Trichloroethene	5.0	ug/l	1.0	U	1.0	U	1.0	U	1.0	U	2.0	U	2.0	U	1.0	U	1.0	U	1.0	U
Trichlorofluoromethane	5.0	ug/l	1.0	U	1.0	U	1.0	U	1.0	U	2.0	U	2.0	U	1.0	U	1.0	U	1.0	U
Vinyl acetate	-	ug/l	5.0	U	5.0	U	5.0	U	5.0	U	10.0	U	10.0	U	2.0	U	2.0	U	5.0	U
Vinyl chloride	2	ug/l	1.0	U	1.0	U	1.0	U	1.0	U	2.0	U	2.0	U	1.0	U	1.0	U	1.0	U

## Annual Groundwater Analytical Summary

CC Metals and Alloys, LLC

Town of Niagara, NY - Witmer Road

Quarter	Class GA Standard <sup>(1)</sup>	Units	1st H/13	Qual.	2nd H/13	Qual.	2014	Qual.	2015	Qual.	2016	Qual.	2017	Qual.	2018	Qual.	2019	Qual.	2020	Qual.
<b>BR-1</b>																				
SAMPLE DATE	-	NA	4/26/2013		10/25/2013		5/13/2014		4/23/2015		4/28/2016		4/28/2017		5/11/2018		5/8, 9, 17/2019		5/19/2020	
TOP OF CASING ELEVATION	-	Feet	603.79		603.79		603.79		603.79		603.79		603.79		603.79		603.79		603.79	
DEPTH TO WATER	-	Feet	10.59		11.52		10.44		10.52		10.63		10.34		10.43		9.90		10.51	
WATER ELEVATION	-	Feet	593.20		592.27		593.35		593.27		593.16		593.45		593.36		593.89		593.28	
WELL BOTTOM	-	Feet	35.85		35.85		35.85		39.92		39.92		39.92		39.92		39.92		35.95	
ARSENIC	0.025	mg/l	0.010	U	0.010	U	0.015	U	0.015	U	0.015	U	0.015	U	0.015	U	0.02	U	0.015	U
BARIUM	1	mg/l	0.16		0.13		0.13		0.088		0.10		0.11		0.11		0.16		0.14	^
BORON, (TOTAL)	1	mg/l	0.15		0.13		0.15		0.12		0.13		0.12		0.14		0.12		0.12	
BROMIDE	-	mg/l	0.26		0.20	U	0.64		0.40		0.20	U	0.21		0.20	U	0.50	U	1.0	U
CHEMICAL OXYGEN DEMAND	-	mg/l	10.0	U	15.9		24.5		10.0		10.0	U / F1	10	U	100	U	11.4		14.6	
CHLORIDE	-	mg/l	59.9		38.7		54.4		44.6		51.2		55.8		11.7		69		100	
CHROMIUM	0.05	mg/l	0.0040	U	0.0040	U	0.0040	U	0.0040	U	0.0040	U	0.0040	U	0.0040	U	0.0100	U	0.0040	U
eH	-	M.Volts	151		117		48		114		32.000	U	159		13		49		44	
HEXAVALENT CHROMIUM TOTAL	0.05	mg/l	0.010	U	0.010	U	0.010	U	0.010	U	0.010	U	0.010	U	0.010	U	0.010	U	0.025	
LEAD	0.025	mg/l	0.0050	U	0.0050	U	0.0100	U	0.010	U	0.010	U	0.010	U	0.010	U	0.010	U	0.01	U
MANGANESE	0.3	mg/l	<b>0.55</b>		<b>0.45</b>		<b>0.50</b>		0.20		0.21		0.28		<b>0.31</b>		<b>0.61</b>		<b>0.50</b>	
MERCURY	0.0007	mg/l	0.00020	U	0.00020	U	0.00020	U	0.00020	U	0.00020	U	0.00020	U	0.00020	U	0.00020	U	0.00020	U
pH	between 6.5 to 8.5	S.U	7.56		7.80		7.57		7.69		7.59		7.77		7.81		7.81		7.62	
POTASSIUM	-	mg/l	10.2		11.3		9.2		8.7		9.4	^	9.0		8.7		10.9		7.9	
SELENIUM	0.01	mg/l	0.0010	U	0.0010	U	0.0250	U	0.025	U	0.025	U	0.025	U	0.025	U	0.02	U	0.025	U
SODIUM	20	mg/l	<b>39.9</b>		<b>37.3</b>		<b>37.0</b>		<b>30.9</b>		<b>36.2</b>		<b>38.3</b>		<b>41.7</b>		<b>52.1</b>		<b>49.6</b>	
SPECIFIC CONDUCTANCE	-	Umhos/cm	563		419		549		450		488		482		565		431		701.4	
SULFATE	250	mg/l	77.6		59.2		74.3		51.5		53.8		60.9		13.8		75		93.5	
TEMPERATURE	-	°F	51.98		53.60		56.12		49.1		50.2		52.88		51		52.34		50.5	
TOTAL DISSOLVED SOLIDS	not to exceed 500	mg/l	364		288		385		267		271		309		325		372		318	
TOTAL ORGANIC CARBON	-	mg/l	2.5		4.1		3.9		3.3		2.7		2.9		2.8		3.6		3.5	
TURBIDITY	not exceed 5	N.T.U	2.90		3.10		2.48		1.10		1.26		1.95		1.67		2		2.32	



## Annual Groundwater Analytical Summary

CC Metals and Alloys, LLC

Town of Niagara, NY - Witmer Road

Quarter	Class GA Standard <sup>(1)</sup>	Units	1st H/13	Qual.	2nd H/13	Qual.	2014	Qual.	2015	Qual.	2016	Qual.	2017	Qual.	2018	Qual.	2019	Qual.	2020	Qual.
<b>BR-1</b>																				
1,1,1,2-Tetrachloroethane	5.0	ug/l	1.0	U	1.0	U	1.0	U	1.0	U	1.0	U	1.0	U	1.0	U	1.0	U	1.0	U
1,1,1-Trichloroethane	5.0	ug/l	1.0	U	1.0	U	1.0	U	1.0	U	1.0	U	1.0	U	1.0	U	1.0	U	1.0	U
1,1,2,2-Tetrachloroethane	5.0	ug/l	1.0	U	1.0	U	1.0	U	1.0	U	1.0	U	1.0	U	1.0	U	1.0	U	1.0	U
1,1,2-Trichloroethane	1.0	ug/l	1.0	U	1.0	U	1.0	U	1.0	U	1.0	U	1.0	U	1.0	U	1.0	U	1.0	U
1,1-Dichloroethane	5.0	ug/l	1.0	U	1.0	U	1.0	U	1.0	U	1.0	U	1.0	U	1.0	U	1.0	U	1.0	U
1,1-Dichloroethene	5.0	ug/l	1.0	U	1.0	U	1.0	U	1.0	U	1.0	U	1.0	U	1.0	U	1.0	U	1.0	U
1,2,3-Trichloropropane	0.04	ug/l	1.0	U	1.0	U	1.0	U	1.0	U	1.0	U	1.0	U	1.0	U	1.0	U	1.0	U
1,2-Dibromo-3-chloropropane	0.04	ug/l	1.0	U	1.0	U	1.0	U	1.0	U	1.0	U	1.0	U	1.0	U	2.0	U	1.0	U
1,2-Dibromoethane	5.0	ug/l	1.0	U	1.0	U	1.0	U	1.0	U	1.0	U	1.0	U	1.0	U	1.0	U	1.0	U
1,2-Dichlorobenzene	3.0	ug/l	1.0	U	1.0	U	1.0	U	1.0	U	1.0	U	1.0	U	1.0	U	1.0	U	1.0	U
1,2-Dichloroethane	0.6	ug/l	1.0	U	1.0	U	1.0	U	1.0	U	1.0	U	1.0	U	1.0	U	1.0	U	1.0	U
1,2-Dichloropropane	1.0	ug/l	1.0	U	1.0	U	1.0	U	1.0	U	1.0	U	1.0	U	1.0	U	1.0	U	1.0	U
1,4-Dichlorobenzene	3.0	ug/l	1.0	U	1.0	U	1.0	U	1.0	U	1.0	U	1.0	U	1.0	U	1.0	U	1.0	U
2-Butanone / Methyl Ethyl Ketone	-	ug/l	10	U	10	U	10	U	10	U	10	U	10	U	5	U	10	U	10.0	U
2-Hexanone	-	ug/l	5.0	U	5.0	U	5.0	U	5.0	U	5.0	U	5.0	U	5	U	10	U	5.0	U
4-Methyl-2-pentanone / Methyl Isobutyl Ketone	-	ug/l	5.0	U	5.0	U	5.0	U	5.0	U	5.0	U	5.0	U	5	U	10	U	5.0	U
Acetone	-	ug/l	10.0	U	10.0	U	10.0	U	10	U	10	U	10	U	5	U	10	U	10.0	U
Acetonitrile	-	ug/l	40.0	U	40.0	U	15.0	U	15	U	15	U	15	U	10	U	20	U	15.0	U
Benzene	1	ug/l	1.0	U	1.0	U	1.0	U	1.0	U	1.0	U	1.0	U	1.0	U	1.0	U	1.0	U
Bromochloromethane	5.0	ug/l	1.0	U	1.0	U	1.0	U	1.0	U	1.0	U	1.0	U	1.0	U	1.0	U	1.0	U
Bromodichloromethane	-	ug/l	1.0	U	1.0	U	1.0	U	1.0	U	1.0	U	1.0	U	1.0	U	1.0	U	1.0	U
Bromoform	-	ug/l	1.0	U	1.0	U	1.0	U	1.0	U	1.0	U	1.0	U	1.0	U	1.0	U	1.0	U
Bromomethane	-	ug/l	1.0	U	1.0	U	1.0	U	1.0	U	1.0	U	1.0	U	1.0	U	1.0	U	1.0	U
Carbon Disulfide	60	ug/l	1.0	U	1.0	U	1.0	U	1.0	U	1.0	U	1.0	U	1.0	U	1.0	U	1.0	U
Carbon Tetrachloride	5.0	ug/l	1.0	U	1.0	U	1.0	U	1.0	U	1.0	U	1.0	U	1.0	U	1.0	U	1.0	U
Chlorobenzene	5.0	ug/l	1.0	U	1.0	U	1.0	U	1.0	U	1.0	U	1.0	U	1.0	U	1.0	U	1.0	U
Chloroethane	5.0	ug/l	1.0	U	1.0	U	1.0	U	1.0	U	1.0	U	1.0	U	1.0	U	1.0	U	1.0	U
Chloroform	7.0	ug/l	1.0	U	1.0	U	1.0	U	1.0	U	1.0	U	1.0	U	1.0	U	1.0	U	1.0	U
Chloromethane	-	ug/l	1.0	U	1.0	U	1.0	U	1.0	U	1.0	U	1.0	U	1.0	U	1.0	U	1.0	U
cis-1,2-Dichloroethene	5.0	ug/l	1.0	U	1.0	U	1.0	U	1.0	U	1.0	U	1.0	U	1.0	U	1.0	U	1.0	U
cis-1,3-Dichloropropene	-	ug/l	1.0	U	1.0	U	1.0	U	1.0	U	1.0	U	1.0	U	1.0	U	1.0	U	1.0	U
Dibromochloromethane	-	ug/l	1.0	U	1.0	U	1.0	U	1.0	U	1.0	U	1.0	U	1.0	U	1.0	U	1.0	U
Dibromomethane	5.0	ug/l	1.0	U	1.0	U	1.0	U	1.0	U	1.0	U	1.0	U	1.0	U	1.0	U	1.0	U
Ethylbenzene	5.0	ug/l	1.0	U	1.0	U	1.0	U	1.0	U	1.0	U	1.0	U	1.0	U	1.0	U	1.0	U
Iodomethane	-	ug/l	1.0	U	1.0	U	1.0	U	1.0	U	1.0	U	1.0	U	1.0	U	1.0	U	1.0	U
m/p-Xylenes	-	ug/l	2.0	U	2.0	U	2.0	U	2.0	U	2.0	U	2.0	U	2.0	U	2.0	U	2.0	U
Methylene chloride	5.0	ug/l	1.0	U	1.0	U	1.0	U	1.0	U	1.0	U	1.2	B	1.2	B	5.0	B	1.0	U
o-Xylene	-	ug/l	1.0	U	1.0	U	1.0	U	1.0	U	1.0	U	1.0	U	1.0	U	1.0	U	1.0	U
Styrene	5.0	ug/l	1.0	U	1.0	U	1.0	U	1.0	U	1.0	U	1.0	U	1.0	U	1.0	U	1.0	U
Tetrachloroethene	-	ug/l	1.0	U	1.0	U	1.0	U	1.0	U	1.0	U	1.0	U	1.0	U	1.0	U	1.0	U
Toluene	5.0	ug/l	1.0	U	1.0	U	1.0	U	1.0	U	1.0	U	1.0	U	1.0	U	1.0	U	1.0	U
trans-1,2-Dichloroethene	5.0	ug/l	1.0	U	1.0	U	1.0	U	1.0	U	1.0	U	1.0	U	1.0	U	1.0	U	1.0	U
trans-1,3-Dichloropropene	0.4	ug/l	1.0	U	1.0	U	1.0	U	1.0	U	1.0	U	1.0	U	1.0	U	1.0	U	1.0	U
trans-1,4-Dichloro-2-butene	5.0	ug/l	5.0	U	5.0	U	1.0	U	1.0	U	1.0	U	1.0	U	1.0	U	2.5	U	1.0	U
Trichloroethene	5.0	ug/l	1.0	U	1.0	U	1.0	U	1.0	U	1.0	U	1.0	U	1.0	U	1.0	U	1.0	U
Trichlorofluoromethane	5.0	ug/l	1.0	U	1.0	U	1.0	U	1.0	U	1.0	U	1.0	U	1.0	U	1.0	U	1.0	U
Vinyl acetate	-	ug/l	5.0	U	5.0	U	5.0	U	5.0	U	5.0	U	5.0	U	2.0	U	2.0	U	5.0	U
Vinyl chloride	2	ug/l	1.0	U	1.0	U	1.0	U	1.0	U	1.0	U	1.0	U	1.0	U	1.0	U	1.0	U

## Annual Groundwater Analytical Summary

CC Metals and Alloys, LLC

Town of Niagara, NY - Witmer Road

Quarter	Class GA Standard <sup>(1)</sup>	Units	1st H/13	Qual.	2nd H/13	Qual.	2014	Qual.	2015	Qual.	2016	Qual.	2017	Qual.	2018	Qual.	2019	Qual.	2020	Qual.
<b>SW-1</b>																				
SAMPLE DATE	-	NA	4/26/2013		10/25/2013		5/13/2014		4/23/2015		4/28/2016		4/27/2017		SW-1 was DRY and not sampled		5/8, 9, 17/2019		5/19/2020	
TOP OF CASING ELEVATION	-	Feet	596.72		596.72		596.72		NS		NS		596.72							
WATER LEVEL	-	Feet	NA		NA		NA		NS		NS		NA				NA		NA	
WATER ELEVATION (BEFORE PUMP)	-	Feet	NA		NA		NA		NS		NS		NA				NA		NA	
WELL BOTTOM	-	Feet	NA		NA		NA		NS		NS		NA				NA		NA	
ARSENIC	0.15 <sup>(2)</sup>	mg/l	0.01	U	0.010	U	0.015	U	NS		NS		0.015	U			0.02	U	0.015	U
BARIUM	1	mg/l	0.033		0.016		0.021		NS		NS		0.036				0.064		0.030	^
BORON, (TOTAL)	10 <sup>(2)</sup>	mg/l	0.13		0.088		0.17		NS		NS		0.2				0.15		0.089	
BROMIDE	-	mg/l	0.2	U	0.20	U	0.20	U	NS		NS		0.20	U			0.5	U	0.20	U
CHEMICAL OXYGEN DEMAND	-	mg/l	44.5		45.2		58.9		NS		NS		27.1				54.9		55.5	
CHLORIDE	-	mg/l	23.2		10.7		18.2		NS		NS		17.2				16		35.8	
CHROMIUM	0.05	mg/l	0.0074		0.004	U	0.0040	U	NS		NS		0.032				0.036		0.013	
EH	-	M.Volts	109				124		NS		NS		187				116		69	
HEXAVALENT CHROMIUM TOTAL	0.011 <sup>(2)</sup>	mg/l	0.01	U	0.010	U	0.010	U	NS		NS		0.026				0.035	H	0.034	F1
LEAD	0.025	mg/l	0.005	U	0.0050	U	0.0100	U	NS		NS		0.0100	U			0.01	U	0.010	U
MANGANESE	0.3	mg/l	0.026		0.0038		0.016		NS		NS		0.023				0.87		0.30	
MERCURY	0.0007	mg/l	0.0002	U	0.00020	U	0.00020	U	NS		NS		0.00020	U			0.0002	U	0.00020	U
PH	between 6.5 to 8.5	S.U	8.05				8.51		NS		NS		7.69				8.38		9.29	
POTASSIUM	-	mg/l	11.7		6.3		10.8		NS		NS		11.7				9.6		13.8	
SELENIUM	0.0046 <sup>(2)</sup>	mg/l	0.001	U	0.0010	U	0.0250	U	NS		NS		0.0250	U			0.02	U	0.025	U
SODIUM	20	mg/l	17.5		13.3		19.1		NS		NS		16.5				23.6		46.9	
SPECIFIC CONDUCTANCE	-	Umhos/cm	535		435		480		NS		NS		713				698		456	
SULFATE	250	mg/l	37.2		53.9		15.1		NS		NS		59.6				26		18.1	
TEMPERATURE	-	°F	60.98		51.98		65.48		NS		NS		65.96				75.02		56.1	
TOTAL DISSOLVED SOLIDS	not to exceed 500	mg/l	366		281		311		NS		NS		390				384		304	
TOTAL ORGANIC CARBON	-	mg/l	13.9		13.7		18.4		NS		NS		13				15.8		19.6	
TURBIDITY	not exceed 5	N.T.U	6.59		3.12		4.69		NS		NS		3.01				3.9		19.0	

## Annual Groundwater Analytical Summary

CC Metals and Alloys, LLC

Town of Niagara, NY - Witmer Road

Quarter	Class GA Standard <sup>(1)</sup>	Units	1st H/13	Qual.	2nd H/13	Qual.	2014	Qual.	2015	Qual.	2016	Qual.	2017	Qual.	2018	Qual.	2019	Qual.	2020	Qual.
<b>SW-1</b>																				
1,1,1,2-Tetrachloroethane	5.0	ug/l	1.0	U	1.0	U	1.0	U	NS		NS		1.0	U			1.0	U	1.0	U
1,1,1-Trichloroethane	5.0	ug/l	1.0	U	1.0	U	1.0	U	NS		NS		1.0	U			1.0	U	1.0	U
1,1,2,2-Tetrachloroethane	5.0	ug/l	1.0	U	1.0	U	1.0	U	NS		NS		1.0	U			1.0	U	1.0	U
1,1,2-Trichloroethane	1.0	ug/l	1.0	U	1.0	U	1.0	U	NS		NS		1.0	U			1.0	U	1.0	U
1,1-Dichloroethane	5.0	ug/l	1.0	U	1.0	U	1.0	U	NS		NS		1.0	U			1.0	U	1.0	U
1,1-Dichloroethene	5.0	ug/l	1.0	U	1.0	U	1.0	U	NS		NS		1.0	U			1.0	U	1.0	U
1,2,3-Trichloropropane	0.04	ug/l	1.0	U	1.0	U	1.0	U	NS		NS		1.0	U			1.0	U	1.0	U
1,2-Dibromo-3-chloropropane	0.04	ug/l	1.0	U	1.0	U	1.0	U	NS		NS		2.0	U			2.0	U	2.0	U
1,2-Dibromoethane	5.0	ug/l	1.0	U	1.0	U	1.0	U	NS		NS		1.0	U			1.0	U	1.0	U
1,2-Dichlorobenzene	3.0	ug/l	1.0	U	1.0	U	1.0	U	NS		NS		1.0	U			1.0	U	1.0	U
1,2-Dichloroethane	0.6	ug/l	1.0	U	1.0	U	1.0	U	NS		NS		1.0	U			1.0	U	1.0	U
1,2-Dichloropropane	1.0	ug/l	1.0	U	1.0	U	1.0	U	NS		NS		1.0	U			1.0	U	1.0	U
1,4-Dichlorobenzene	3.0	ug/l	1.0	U	1.0	U	1.0	U	NS		NS		1.0	U			1.0	U	1.0	U
2-Butanone	-	ug/l	10	U	10	U	10	U	NS		NS		10	U			10.0	U	10.0	U
2-Hexanone	-	ug/l	5.0	U	5.0	U	5.0	U	NS		NS		10.0	U			10.0	U	5.0	U
4-Methyl-2-pentanone	-	ug/l	5.0	U	5.0	U	5.0	U	NS		NS		10.0	U			10.0	U	5.0	U
Acetone	-	ug/l	10.0	U	10.0	U	10.0	U	NS		NS		10.0	U			10.0	U	10.0	U
Acetonitrile	-	ug/l	40.0	U	40.0	U	15.0	U	NS		NS		20.0	U			20.0	U	15.0	U
Benzene	1	ug/l	1.0	U	1.0	U	1.0	U	NS		NS		1.0	U			1.0	U	1.0	U
Bromochloromethane	5.0	ug/l	1.0	U	1.0	U	1.0	U	NS		NS		1.0	U			1.0	U	1.0	U
Bromodichloromethane	-	ug/l	1.0	U	1.0	U	1.0	U	NS		NS		1.0	U			1.0	U	1.0	U
Bromofrom	-	ug/l	1.0	U	1.0	U	1.0	U	NS		NS		1.0	U			1.0	U	1.0	U
Bromomethane	-	ug/l	1.0	U	1.0	U	1.0	U	NS		NS		1.0	U			1.0	U	1.0	U
Carbon Disulfide	60	ug/l	1.0	U	1.0	U	1.0	U	NS		NS		1.0	U			1.0	U	1.0	U
Carbon Tetrachloride	5.0	ug/l	1.0	U	1.0	U	1.0	U	NS		NS		1.0	U			1.0	U	1.0	U
Chlorobenzene	5.0	ug/l	1.0	U	1.0	U	1.0	U	NS		NS		1.0	U			1.0	U	1.0	U
Chloroethane	5.0	ug/l	1.0	U	1.0	U	1.0	U	NS		NS		1.0	U			1.0	U	1.0	U
Chloroform	7.0	ug/l	1.0	U	1.0	U	1.0	U	NS		NS		1.0	U			1.0	U	1.0	U
Chloromethane	-	ug/l	1.0	U	1.0	U	1.0	U	NS		NS		1.0	U			1.0	U	1.0	U
cis-1,2-Dichloroethene	5.0	ug/l	1.0	U	1.0	U	1.0	U	NS		NS		1.0	U			1.0	U	1.0	U
cis-1,3-Dichloropropene	-	ug/l	1.0	U	1.0	U	1.0	U	NS		NS		1.0	U			1.0	U	1.0	U
Dibromochloromethane	-	ug/l	1.0	U	1.0	U	1.0	U	NS		NS		1.0	U			1.0	U	1.0	U
Dibromomethane	5.0	ug/l	1.0	U	1.0	U	1.0	U	NS		NS		1.0	U			1.0	U	1.0	U
Ethylbenzene	5.0	ug/l	1.0	U	1.0	U	1.0	U	NS		NS		1.0	U			1.0	U	1.0	U
Iodomethane	-	ug/l	1.0	U	1.0	U	1.0	U	NS		NS		1.0	U			1.0	U	1.0	U
m/p-Xylenes	-	ug/l	2.0	U	2.0	U	2.0	U	NS		NS		2.0	U			2.0	U	2.0	U
Methylene chloride	5.0	ug/l	1.0	U	1.0	U	1.0	U	NS		NS		5.0	U			5.0	U	1.0	U
o-Xylene	-	ug/l	1.0	U	1.0	U	1.0	U	NS		NS		1.0	U			1.0	U	1.0	U
Styrene	5.0	ug/l	1.0	U	1.0	U	1.0	U	NS		NS		1.0	U			1.0	U	1.0	U
Tetrachloroethene	-	ug/l	1.0	U	1.0	U	1.0	U	NS		NS		1.0	U			1.0	U	1.0	U
Toluene	5.0	ug/l	1.0	U	1.0	U	1.0	U	NS		NS		1.0	U			1.0	U	1.0	U
trans-1,2-Dichloroethene	5.0	ug/l	1.0	U	1.0	U	1.0	U	NS		NS		1.0	U			1.0	U	1.0	U
trans-1,3-Dichloropropene	0.4	ug/l	1.0	U	1.0	U	1.0	U	NS		NS		1.0	U			1.0	U	1.0	U
trans-1,4-Dichloro-2-butene	5.0	ug/l	5.0	U	5.0	U	1.0	U	NS		NS		2.5	U			2.5	U	1.0	U
Trichloroethene	5.0	ug/l	1.0	U	1.0	U	1.0	U	NS		NS		1.0	U			1.0	U	1.0	U
Trichlorofluoromethane	5.0	ug/l	1.0	U	1.0	U	1.0	U	NS		NS		1.0	U			1.0	U	1.0	U
Vinyl acetate	-	ug/l	5.0	U	5.0	U	5.0	U	NS		NS		2.0	U			2.0	U	5.0	U
Vinyl chloride	2	ug/l	1.0	U	1.0	U	1.0	U	NS		NS		1.0	U			1.0	U	1.0	U

<sup>(1)</sup> Class GA fresh groundwaters; Water Quality Standards Surface Waters and Groundwater, NYSDEC Chapter X Division of Water, Part 703.5

<sup>(2)</sup> Class C fresh surface waters; Water Quality Standards Surface Waters and Groundwater, NYSDEC Chapter X Division of Water, Part 703.5

Qualifiers:

B: Analyte was detected in the associated Method Blank.

^ Instrument related QC is outside acceptance limits

NS: Not Sampled

CF6: Results confirmed by reanalysis.

**Result in Bold Text: Exceeds Class GA Standard**

D: Data reported from a dilution.

D02: Dilution required due to sample matrix effects.

^ = ICV,CCV,ICB,CCB, ISA, ISB, CRI, CRA, DLCK or MRL standard: Instrument related QC is outside acceptance limits.

D08: Dilution required due to high concentration of target analyte(s)

**F1 = MS and/or MSD recovery exceeds control limits.**

F1: MS and/or MSD Recovery is outside acceptance limits

U: Not detected at the reporting limit (or MDL or EDL if shown)

Indicates the Cr (IV) results exceeds Total Chromium results therefore NA

**H - Exceeded the laboratory holding time**

F1 MS and/or MSD recovery exceeds control limits.

# **Appendix A**

2020 Annual Groundwater Monitoring Report

And Associated Test America Laboratory Analytical Report (6/17/2020)

# 2020 ANNUAL GROUNDWATER MONITORING REPORT

FOR

CC METALS AND ALLOYS, LLC  
TOWN OF NIAGARA, NY  
SITE #932001C

*Submitted to:*

NEW YORK STATE DEPARTMENT OF  
ENVIRONMENTAL CONSERVATION  
270 MICHIGAN AVENUE  
BUFFALO, NY 14203-2999

*JUNE 17, 2020*

*Prepared by:*

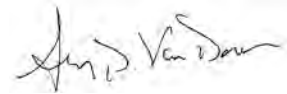


200 Malaga Street, Suite 3 • St. Augustine, FL 32084  
Ph: (904) 824-6999 • Fax: (904) 824-0726 • [www.lan-fl.com](http://www.lan-fl.com)

## **2019 GROUNDWATER MONITORING REPORT**

**CC Metals and Alloys, LLC  
Witmer Road Property  
Town of Niagara, NY**

This report was prepared under the direction and review of the undersigned persons. It is hereby certified that in our professional judgment, the content of this report meets with industry standards, satisfies the requirements of the New York State Department of Environmental Conservation, and follows generally acceptable engineering principals.



---

Guy D. Van Doren, P.E.

Date: June 17, 2020

## 2020 GROUNDWATER MONITORING REPORT

**CC METALS AND ALLOYS, LLC**  
**WITMER ROAD**  
**NIAGARA, NEW YORK**  
LAN Ref. #2.3643.17

### TABLE OF CONTENTS

Section No.	Title	Page No.
1.0	INTRODUCTION.....	1
2.0	LANDFILL CAPACITY.....	1
3.0	GROUNDWATER AND SURFACE WATER QUALITY .....	2
3.1	POST CLOSURE MONITORING PROGRAM .....	2
3.2	WATER QUALITY SAMPLING .....	2
3.3	SUMMARY OF SAMPLING RESULTS.....	3
4.0	WATER TABLE ELEVATION DATA.....	4
5.0	CONCLUSION .....	5

### LIST OF FIGURES

Figure No.	Title
1	SITE PLAN
2	GROUNDWATER CONTOUR MAP (5/19/2020)

### LIST OF APPENDICES

Appendix	Title
A.	GROUNDWATER MONITORING DATA SUMMARY TABLE
B.	ANALYTICAL DATA GRAPHS AND TRENDS
C.	2020 TESTAMERICA ANALYTICAL REPORT (5/19/2020) AND BARTON & LOGUIDICE, D.P.C. FIELD NOTES

## **2020 GROUNDWATER MONITORING REPORT**

### **CC METALS AND ALLOYS, LLC**

**WITMER ROAD**

**NIAGARA, NEW YORK**

LAN Ref. #2-3643-17

### **1.0 INTRODUCTION**

The following is the 2020 Groundwater Monitoring Report for CC Metals and Alloys, LLC (CCMA) landfill Cells 1 and 2 on Witmer Road in Niagara, New York. LAN Associates, Inc. (LAN) has been retained by CCMA to conduct this post-closure activity for this site. The facility is located on an approximate 23-acre site adjacent to Witmer Road in the Town of Niagara, NY. Waste disposed in Cell 1 includes ferrosilicon and ferrochromium metal baghouse dust and waste disposed in Cell 2 contains ferroalloy dust.

Cell 1 was constructed in 1980, per New York State Department of Environmental Conservation (NYSDEC) Part 360 Permit #2133. It was closed in 1990, per an NYSDEC approved closure plan. Cell 2 was constructed in 1983, per NYSDEC Part 360 Permit #2585. Per NYSDEC Order of Consent 87-152A, waste deposition into Cell 2 was stopped on September 30, 1991. Cell 2 was closed in 1992.

The following report has been written as part of the requirements of the New York Codes, Rules and Regulation (NYCRR), Title 6 Department of Environmental Conservation (DEC), Chapter IV Quality Services, Subchapter B, Part 360 Solid Waste Management Facilities, Subpart 360-2 Landfills; Section 360-2.15(k) Post-closure operation and maintenance.

### **2.0 LANDFILL CAPACITY**

As stated above, both Cells 1 and 2 are currently closed. Cell 1 was closed in 1990, and Cell 2 in 1992. Based on all known information, the amount of waste in place for each cell is as follows: Cell 1 holds approximately 90,000 yd<sup>3</sup> of material, and Cell 2 holds approximately 40,000 yd<sup>3</sup> of material. The density of the waste within both cells has been calculated to be approximately 0.97 tons/yd<sup>3</sup> or 87,300 tons for Cell 1, and 38,800 tons for Cell 2. A Site Plan depicting the elevations of the site and landfill cell locations is included as Figure 1.

Cell 1 was closed and covered with a minimum of 18 inches of low permeability compacted soil (maximum permeability of  $1.0 \times 10^{-7}$  cm/sec) and 6 inches of soil capable



of supporting vegetative growth. It is reported that Cell 2 was similarly closed. Surface water runoff from the closed facilities does not come in contact with the waste materials previously deposited in Cells 1 and 2.

### **3.0 GROUNDWATER AND SURFACE WATER QUALITY**

#### **3.1 Post Closure Monitoring Program**

Provisions have been made for groundwater and surface water monitoring for Cells 1 and 2. Implementation of this program during the facility's post closure period provides the required data to evaluate the potential effects of Cells 1 and 2 on both the site's groundwater and surface water. A series of five monitoring wells are utilized to monitor the quality of groundwater contained in the permeable sediments overlying the bedrock.

Based on groundwater elevation data measured during the May 19, 2020 groundwater sampling event, groundwater flows in a south to south-westerly direction across the site (Figure 2). This is consistent with recorded historic groundwater flow patterns. Surface water quality is monitored using samples obtained from the site's drainage retention swale (SW-1) and from the landfill leachate sump (LS-1).

Monitoring wells MW-3R, MW-5R, MW-12, MW-BR1, and MW-14N are depicted on the figures. Based on the site's groundwater flow direction (south-southwest), monitoring well 3R is used to provide upgradient data, while monitoring wells 5R, 12, BR1, and 14N provide data on groundwater quality downgradient of the site's disposal areas (Cells 1 and 2).

Surface water samples are taken (when possible) at the southwest corner of the site (sample location SW-1). This is where surface water collects and flows into the stormwater drainage pipe and then offsite to the City of Niagara Falls combined sewer system.

#### **3.2 Water Quality Sampling**

During the annual groundwater and surface water monitoring event, upgradient monitoring well MW-3R was sampled and analyzed, along with four downgradient monitoring wells (MW-5R, BR-1, MW-12, MW-14N), and the landfill sump. Surface water location SW-1 was also sampled during this monitoring period to determine the effectiveness of the stormwater treatment system.

Groundwater, surface water and land fill sump (leachate) samples were collected by Barton & Loguidice, D.P.C. The wells were purged using a peristaltic pump employing low flow purging methodology. The wells were purged until pH, conductivity and

temperature stabilization was achieved. Field notes are included in Appendix C following the laboratory analytical results.

Samples were analyzed for specific conductivity, temperature, pH, Eh, turbidity, COD, TOC, TDS, SO<sub>4</sub>, Cl, Br, Pb, Mn, K, Na, As, Ba, Cr, Cr+6, Hg, Se, B and Cl. Samples are also analyzed for Volatile Organic Compounds (VOCs) as specified in the New York State Regulation 6 NYCRR Part 360, §360-2.11(d) (6) Water Quality Analysis Tables, Baseline Parameters list.

The following laboratory analytical methods were utilized: VOCs analyzed via Method 8260C (VOCs by GC/MS); Metals analyzed via method 6010C (ICP); Mercury analyzed via Method 7470A (CVAA); General Chemistry Methods for bromide, chloride, sulfate via Method 300.0, Chemical Oxygen Demand (COD) via Method 410.4, Total Dissolved Solids (TDS) via Method SM 2540C, Hexavalent Chromium-Cr (VI) via Method SM 3500 CR B, and Total Organic Carbon (TOC) via Method SM 5310D. Field parameters such as water temperature, pH, conductivity, turbidity and ORP were measured by the Barton & Loguidice, D.P.C field personnel during the well sampling. Refer to the laboratory analytical report in Appendix C.

### **3.3 Summary of Sampling Results**

Overall there have been no significant changes in water quality during the past year. A summary of groundwater quality data for the past eight years is provided as Appendix A – Data Summary Table. Historically, constituents of concern (COC) detected in the groundwater above standards included: sodium, TDS, and cis-1, 2-Dichloroethene (well 14N), vinyl chloride and arsenic. In 2013 and 2018, the samples from wells 12 and 14N showed vinyl chloride above the Standard, but that has not been detected above the standard since 2018 in well 12. Vinyl chloride was detected slightly above the standard in well 14N in 2020.

As noted, Cis-1, 2- Dichloroethene detected in monitoring well 14N remains above water quality standards and is up slightly from last year's results but is overall trending down. This data was reviewed and plotted and Trend Lines show that it is trending down over the past eight years (see Appendix B).

Sodium was detected above the Guidelines in all of the samples and TDS was reported above the standards in wells; 3R, 12, 14N and in the sump leachate. This data was reviewed and plotted, and Trend Lines indicate the concentration of Sodium is slightly trending up but was overall lower this year. TDS results in 2020 indicate shows that the concentrations of TDS are remaining constant or slightly decreasing over time (see Appendix B).

Hexavalent Chromium was reported above the Standard of 0.011 mg/l in the surface water SW-1 sample at a concentration of 0.034 mg/l. Total Chromium for this sample had a concentration below the standard of 0.05 mg/l at a concentration of 0.013 mg/l, which is less than the Cr (VI) concentration. Possible method and laboratory artifacts, or false-positives, require consideration and caution when interpreting hexavalent chromium results. Where Cr (VI) is greater than Cr (tot), LAN and our laboratory agree that total chromium results (determined by the ICP-MS method - EPA 6020A) supersede the results of the colorimetric procedure (EPA 7196A), which has more inherent error. Therefore, LANs belief is that this detection of Cr (VI) should not be considered valid and will be further evaluated during the 2021 groundwater sampling event.

Manganese was reported above the Standard in well BR-1. Manganese in BR-1 has been detected throughout the monitoring period at a concentration between 0.20 mg/l in 2015 to 0.61 mg/l in 2019 as shown on the Data Graphs and Trends located in Appendix B. The sample recovered this year had a concentration of 0.50 mg/l which is down from last year's results.

In 2020 samples from well 14N, well 12, SW-1, and Sump (Leachate) all exceeded the turbidity standard of 5 NTU. Turbidity has not previously been an issue therefore turbidity will be closely monitored in 2021.

As indicated on the laboratory Data Summary Table included in Appendix A, data review indicates all parameters are within trending values of previous years (see Appendix B – Data Graphs and Trends). The current (2020) TestAmerica Analytical Report is included in Appendix C.

#### **4.0 WATER TABLE ELEVATION DATA**

While sampling the groundwater, the depth to water was measured in each well. This was completed using a water table interface probe, measuring the distance in 0.010 inches from the surveyed top of casing to the top of the groundwater. The data is presented in tabular form below and is depicted on Figure 2. This data indicates that the groundwater flow is towards the south-southwest direction across the site, and is consistent with previous years.

Well ID	MW-3R	MW-5R	MW-12	MW-BR1	MW-14N
Top of Casing Elevation	611.87	601.67	597.71	603.79	605.52
Depth to Water	2.25	5.46	8.26	10.51	6.90
Water Table Elevation	609.62	596.21	589.45	593.28	598.62

All measurements are in feet

## 5.0 CONCLUSION

This report was prepared by LAN in order to satisfy the requirements of 6 NYCRR Part 360, Subpart 360-2; Section 360-2.15(k) landfill post-closure operation and maintenance. The landfill located in the Town of Niagara consists of two inactive cells containing ferrosilicon, ferrochromium, and ferroalloy dust. Cell 1 was closed in 1990 and Cell 2 was closed in 1992.

Annual groundwater sampling was conducted in May 2020 as required as part of the post-closure operations and maintenance. The results of this annual sampling event indicate that constituents of concern, primarily cis-1, 2-Dichloethene continue to be at concentrations above the standards in well 14N but the detected level continues to generally decrease as indicated in Appendices A and B. Vinyl Chloride was detected slightly above the standard in MW-14.





Sodium was detected above the established standard in all of the sample locations. Total dissolved solids continue to be detected in a majority of the sample locations. Additionally, manganese was again detected above the stated standard in the sample collected from monitor well BR-1 during the 2020 sampling.

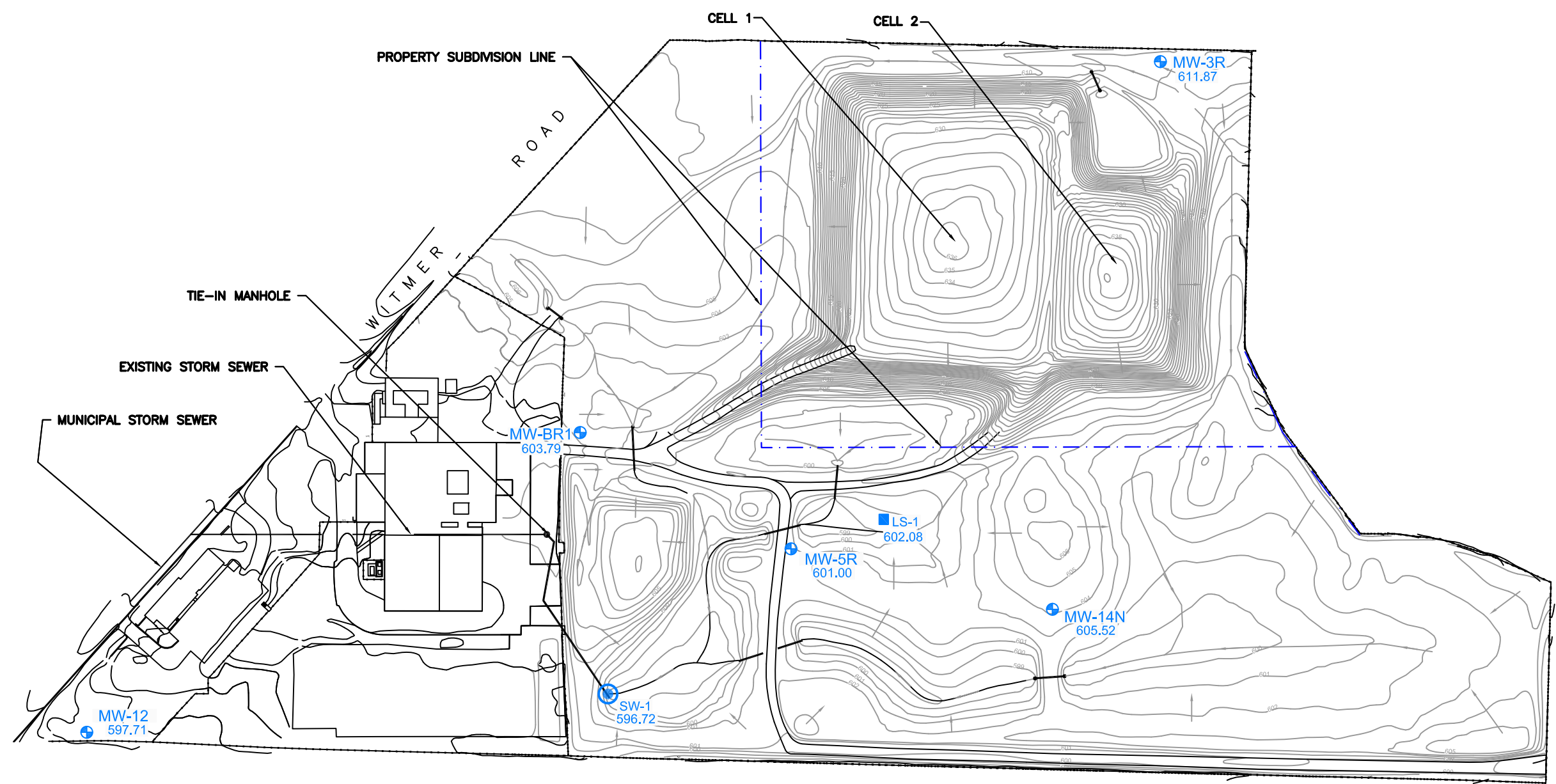
The annual report will be submitted in December 2020 summarizing this data and any additional maintenance work completed at the CCMA Witmer Road Landfill site.

**FIGURE 1**

**SITE PLAN**

LEGEND:

-  MONITORING WELL
-  SURFACE WATER SAMPLE
-  SUMP SAMPLE
-  SURFACE WATER FLOW DIRECTION
- 601.00 SURFACE WATER ELEVATION



SITE PLAN

CC METALS AND ALLOYS, LLC  
 WITMER ROAD LANDFILL  
 NIAGARA, NEW YORK

Figure:







1

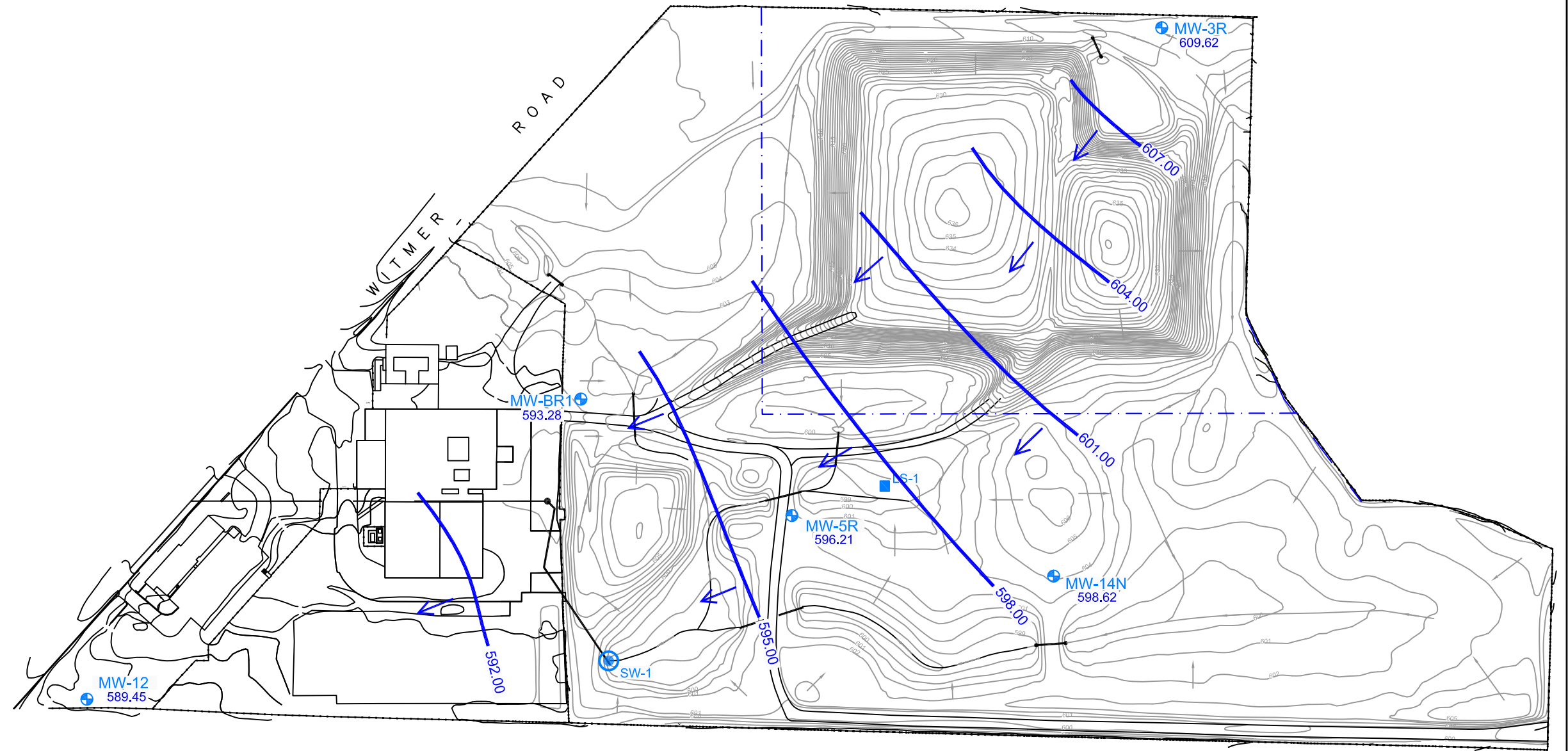
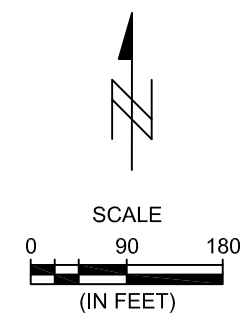
Job No.:  
 3643-17-03

**FIGURE 2**

**GROUNDWATER CONTOUR MAP  
(5/19/2020)**

LEGEND:

-  MONITORING WELL
-  SURFACE WATER SAMPLE
-  SUMP SAMPLE
-  SURFACE WATER FLOW DIRECTION
-  GROUNDWATER FLOW DIRECTION
- 594.28 GROUNDWATER ELEVATION
- (595.00) GROUNDWATER CONTOUR INTERVAL
-  GROUNDWATER CONTOUR



GROUNDWATER FLOW DIRECTION - MAY 19, 2020

CC METALS AND ALLOYS, LLC  
WITMER ROAD LANDFILL  
NIAGARA, NEW YORK

Figure:

2

Job No.:  
3643-17-03



## **APPENDIX A**

### **DATA SUMMARY TABLE**

## Annual Groundwater Analytical Summary

CC Metals and Alloys, LLC

Town of Niagara, NY - Witmer Road

Quarter	Class GA Standard <sup>(1)</sup>	Units	1st H/13	Qual.	2nd H/13	Qual.	2014	Qual.	2015	Qual.	2016	Qual.	2017	Qual.	2018	Qual.	2019	Qual.	2020	Qual.
<b>Well 14N</b>																				
SAMPLE DATE	-	NA	4/26/2013		10/25/2013		5/13/2014		4/23/2015		4/28/2016		4/27/2017		5/11/2018		5/8, 9, 17/2019		5/19/2020	
TOP OF CASING ELEVATION	-	Feet	605.52		605.52		605.52		605.52		605.52		605.52		605.52		605.52		605.52	
DEPTH TO WATER	-	Feet	7.12		8.13		6.83		6.81		7.11		6.47		6.89		6.19		6.90	
WATER ELEVATION	-	Feet	598.40		597.39		598.69		598.71		598.41		599.05		598.63		599.33		598.62	
WELL BOTTOM	-	Feet	26.35		26.35		26.35		26.35		26.50		26.5		26.5		26.5		26.5	
ARSENIC	0.025	mg/l	0.010	U	0.010	U	0.015	U	0.015	U	0.015	U	0.015	U	0.015	U	0.015	U	0.015	U
BARIUM	1	mg/l	0.11		0.12		0.11		0.11		0.12		0.12		0.14		0.14		0.13	^
BORON, (TOTAL)	1	mg/l	0.11		0.13		0.12		0.11		0.11		0.11		0.12		0.10		0.11	
BROMIDE	-	mg/l	0.20	U	0.20	U	0.20	U	2.00	U	0.32		1.0	U	1.0	U	1.0	U	1.0	U
CHEMICAL OXYGEN DEMAND	-	mg/l	10.4		10.0	U	10.0	U	10.0	U	10.0	U	10.0	U	10.0	U	10.0	U	19.7	
CHLORIDE	-	mg/l	117		109		92		110.0		132.0		151.0		175.0		150.0		150	
CHROMIUM	0.05	mg/l	0.0040	U	0.0040	U	0.0040	U	0.0040	U	0.00040	U	0.00040	U	0.00400	U	0.00400	U	0.0040	U
Eh	-	M.Volts	175		168		74		132		67		242		36		40		33	
HEXAVALENT CHROMIUM	0.05	mg/l	0.010	U	0.010	U	0.010	U	0.010	U	0.010	U	0.010	U	0.010	U	0.010	U	0.013	
LEAD	0.025	mg/l	0.0050	U	0.0050	U	0.0100	U	0.010	U	0.010	U	0.010	U	0.010	U	0.010	U	0.010	U
MANGANESE	0.3	mg/l	0.08		0.120		0.07		0.130		0.090		0.077		0.13		0.13		0.17	
MERCURY	0.0007	mg/l	0.00020	U	0.00020	U	0.00020	U	0.00020	U	0.00020	U	0.00020	U	0.00020	U	0.00020	U	0.00020	U
PH	between 6.5 to 8.5	S.U	6.99		7.01		6.87		7.01		6.98		7.06		7.26		7.26		7.18	
POTASSIUM	-	mg/l	2.5		3.0		2.4		2.4		2.6		2.6		3.0		3.5		2.5	
SELENIUM	0.01	mg/l	0.0010	U	0.0010	U	0.0250	U	0.025	U	0.025	U	0.025	U	0.025	U	0.025	U	0.025	U
SODIUM	20	mg/l	63.8		73.9		57.8		58.2		68.8		75.6		103		113		89.6	
SPECIFIC CONDUCTANCE	-	Umhos/cm	1139		1181		1163		1201		1368		1427		1589		1486		1531	
SULFATE	250	mg/l	175		171		168		162		160		141		237		250		244	
TEMPERATURE	-	°F	52.16		54.68		58.28		47.48		50.18		52.16		53.24		52.34		52.3	
TOTAL DISSOLVED SOLIDS	not to exceed 500	mg/l	857		829		837		809		844		885		956		948		1130	
TOTAL ORGANIC CARBON	-	mg/l	2.6		2.3		3.1		2.5		2.0		2.5		2.4		3.1		3.2	
TURBIDITY	not exceed 5	N.T.U	1.93		5.11		2.51		1.93		2.48		1.83		2.3		3.4		15.1	

## Annual Groundwater Analytical Summary

CC Metals and Alloys, LLC

Town of Niagara, NY - Witmer Road

Quarter	Class GA Standard <sup>(1)</sup>	Units	1st H/13	Qual.	2nd H/13	Qual.	2014	Qual.	2015	Qual.	2016	Qual.	2017	Qual.	2018	Qual.	2019	Qual.	2020	Qual.
<b>Well 14N</b>																				
1,1,1,2-Tetrachloroethane	5	ug/l	1.0	U	1.0	U	1.0	U	1.0	U	1.0	U	1.0	U	1.0	U	1.0	U	1.0	U
1,1,1-Trichloroethane	5	ug/l	1.0	U	1.0	U	1.0	U	1.0	U	1.0	U	1.0	U	1.0	U	1.0	U	1.0	U
1,1,2,2-Tetrachloroethane	5	ug/l	1.0	U	1.0	U	1.0	U	1.0	U	1.0	U	1.0	U	1.0	U	1.0	U	1.0	U
1,1,2-Trichloroethane	1	ug/l	1.0	U	1.0	U	1.0	U	1.0	U	1.0	U	1.0	U	1.0	U	1.0	U	1.0	U
1,1-Dichloroethane	5	ug/l	1.0	U	1.0	U	1.0	U	1.0	U	1.0	U	1.0	U	1.0	U	1.0	U	1.0	U
1,1-Dichloroethene	5	ug/l	1.0	U	1.0	U	1.0	U	1.0	U	1.0	U	1.0	U	1.0	U	1.0	U	1.0	U
1,2,3-Trichloropropane	0.04	ug/l	1.0	U	1.0	U	1.0	U	1.0	U	1.0	U	1.0	U	1.0	U	1.0	U	1.0	U
1,2-Dibromo-3-chloropropane	0.04	ug/l	1.0	U	1.0	U	1.0	U	1.0	U	1.0	U	1.0	U	1.0	U	2.0	U	1.0	U
1,2-Dibromomethane	5	ug/l	1.0	U	1.0	U	1.0	U	1.0	U	1.0	U	1.0	U	1.0	U	1.0	U	1.0	U
1,2-Dichlorobenzene	3	ug/l	1.0	U	1.0	U	1.0	U	1.0	U	1.0	U	1.0	U	1.0	U	1.0	U	1.0	U
1,2-Dichloroethane	0.6	ug/l	1.0	U	1.0	U	1.0	U	1.0	U	1.0	U	1.0	U	1.0	U	1.0	U	1.0	U
1,2-Dichloropropane	1	ug/l	1.0	U	1.0	U	1.0	U	1.0	U	1.0	U	1.0	U	1.0	U	1.0	U	1.0	U
1,4-Dichlorobenzene	3	ug/l	1.0	U	1.0	U	1.0	U	1.0	U	1.0	U	1.0	U	1.0	U	1.0	U	1.0	U
2-Butanone / Methyl Ethyl Ketone	-	ug/l	10.0	U	10	U	10	U	10	U	10	U	10	U	5.0	U	10.0	U	10.0	U
2-Hexanone	-	ug/l	5.0	U	5.0	U	5.0	U	5.0	U	5.0	U	5.0	U	5.0	U	10.0	U	5.0	U
4-Methyl-2-pentanone / Methyl Isobutyl Ketone	-	ug/l	5.0	U	5.0	U	5.0	U	5.0	U	5.0	U	5.0	U	5.0	U	10.0	U	5.0	U
Acetone	-	ug/l	10.0	U	10.0	U	10.0	U	10.0	U	10	U	10	U	5.0	U	10.0	U	10.0	U
Acetonitrile	-	ug/l	40.0	U	40.0	U	15.0	U	15.0	U	15	U	15	U	10	U	20	U	15	U
Benzene	1	ug/l	1.0	U	1.0	U	1.0	U	1.0	U	1.0	U	1.0	U	1.0	U	1.0	U	1.0	U
Bromochloromethane	5	ug/l	1.0	U	1.0	U	1.0	U	1.0	U	1.0	U	1.0	U	1.0	U	1.0	U	1.0	U
Bromodichloromethane	-	ug/l	1.0	U	1.0	U	1.0	U	1.0	U	1.0	U	1.0	U	1.0	U	1.0	U	1.0	U
Bromoform	-	ug/l	1.0	U	1.0	U	1.0	U	1.0	U	1.0	U	1.0	U	1.0	U	1.0	U	1.0	U
Bromomethane	-	ug/l	1.0	U	1.0	U	1.0	U	1.0	U	1.0	U	1.0	U	1.0	U	1.0	U	1.0	U
Carbon Disulfide	60	ug/l	1.0	U	1.0	U	1.0	U	1.0	U	1.0	U	1.0	U	1.0	U	1.0	U	1.0	U
Carbon Tetrachloride	5	ug/l	1.0	U	1.0	U	1.0	U	1.0	U	1.0	U	1.0	U	1.0	U	1.0	U	1.0	U
Chlorobenzene	5	ug/l	1.0	U	1.0	U	1.0	U	1.0	U	1.0	U	1.0	U	1.0	U	1.0	U	1.0	U
Chloroethane	5	ug/l	1.0	U	1.0	U	1.0	U	1.0	U	1.0	U	1.0	U	1.0	U	1.0	U	1.0	U
Chloroform	7	ug/l	1.0	U	1.0	U	1.0	U	1.0	U	1.0	U	1.0	U	1.0	U	1.0	U	1.0	U
Chloromethane	-	ug/l	1.0	U	1.0	U	1.0	U	1.0	U	1.0	U	1.0	U	1.0	U	1.0	U	1.0	U
cis-1,2-Dichloroethene	5	ug/l	<b>28</b>		<b>29</b>		<b>28</b>		<b>28</b>		<b>21</b>		<b>24</b>		<b>25</b>		<b>20</b>		<b>22</b>	
cis-1,3-Dichloropropene	-	ug/l	1.0	U	1.0	U	1.0	U	1.0	U	1.0	U	1.0	U	1.0	U	1.0	U	1.0	U
Dibromochloromethane	-	ug/l	1.0	U	1.0	U	1.0	U	1.0	U	1.0	U	1.0	U	1.0	U	1.0	U	1.0	U
Dibromomethane	5	ug/l	1.0	U	1.0	U	1.0	U	1.0	U	1.0	U	1.0	U	1.0	U	1.0	U	1.0	U
Ethylbenzene	5	ug/l	1.0	U	1.0	U	1.0	U	1.0	U	1.0	U	1.0	U	1.0	U	1.0	U	1.0	U
Iodomethane	-	ug/l	1.0	U	1.0	U	1.0	U	1.0	U	1.0	U	1.0	U	1.0	U	1.0	U	1.0	U
m/p-Xylenes	-	ug/l	2.0	U	2.0	U	2.0	U	2.0	U	2.0	U	2.0	U	1.0	U	2.0	U	2.0	U
Methylene chloride	5	ug/l	1.0	U	1.0	U	1.0	U	1.0	U	1.0	U	1.0	U	1.0	U	5.0	U	1.0	U
o-Xylene	-	ug/l	1.0	U	1.0	U	1.0	U	1.0	U	1.0	U	1.0	U	1.0	U	1.0	U	1.0	U
Styrene	5	ug/l	1.0	U	1.0	U	1.0	U	1.0	U	1.0	U	1.0	U	1.0	U	1.0	U	1.0	U
Tetrachloroethene	-	ug/l	1.0	U	1.0	U	1.0	U	1.0	U	1.0	U	1.0	U	1.0	U	1.0	U	1.0	U
Toluene	5	ug/l	1.0	U	1.0	U	1.0	U	1.0	U	1.0	U	1.0	U	1.0	U	1.0	U	1.0	U
trans-1,2-Dichloroethene	5	ug/l	1.0	U	1.0	U	1.0	U	1.0	U	1.0	U	1.0	U	1.0	U	1.0	U	1.0	U
trans-1,3-Dichloropropene	0.4	ug/l	1.0	U	1.0	U	1.0	U	1.0	U	1.0	U	1.0	U	1.0	U	1.0	U	1.0	U
trans-1,4-Dichloro-2-butene	5	ug/l	5.0	U	5.0	U	1.0	U	1.0	U	1.0	U	1.0	U	1.0	U	2.5	U	1.0	U
Trichloroethene	5	ug/l	1.0	U	1.0	U	1.0	U	1.0	U	1.0	U	1.0	U	1.0	U	1.0	U	1.0	U
Trichlorofluoromethane	5	ug/l	1.0	U	1.0	U	1.0	U	1.0	U	1.0	U	1.0	U	1.0	U	1.0	U	1.0	U
Vinyl acetate	-	ug/l	5.0	U	5.0	U	5.0	U	5.0	U	5.0	U	5.0	U	2.0	U	2.0	U	5	U
Vinyl chloride	2	ug/l	1.6		<b>2.4</b>		1.0	U	1.4		1.1		1.8		<b>2.3</b>		1.3		<b>2.5</b>	

## Annual Groundwater Analytical Summary

CC Metals and Alloys, LLC

Town of Niagara, NY - Witmer Road

Quarter	Class GA Standard <sup>(1)</sup>	Units	1st H/13	Qual.	2nd H/13	Qual.	2014	Qual.	2015	Qual.	2016	Qual.	2017	Qual.	2018	Qual.	2019	Qual.	2020	Qual.
<b>Well 3R</b>																				
SAMPLE DATE	-	NA	4/26/2013		10/25/2013		5/13/2014		4/23/2015		4/28/2016		4/28/2017		5/11/2018		5/8 ,9,17/2019		5/19/2020	
TOP OF CASING ELEVATION	-	Feet	611.87		611.87		611.87		611.87		611.87		611.87		611.87		611.87		611.87	
DEPTH TO WATER	-	Feet	2.09		3.55		1.65		1.93		2.12		1.58		2.06		1.63		2.25	
WATER ELEVATION	-	Feet	609.78		608.32		610.22		609.94		609.75		610.29		609.81		610.24		609.26	
WELL BOTTOM	-	Feet	12.05		12.05		12.05		12.05		12.05		12.05		12.05		12.05		12.05	
ARSENIC	0.025	mg/l	0.010	U	0.010	U	0.015	U	0.015	U	0.015	U	0.015	U	0.015	U	0.02	U	0.015	U
BARIUM	1	mg/l	0.028		0.034		0.028		0.025		0.027		0.028		0.032		0.027		0.034	^
BORON, (TOTAL)	1	mg/l	0.16		0.20		0.16		0.14		0.15		0.14		0.14		0.12		0.12	
BROMIDE	-	mg/l	0.20	U	0.20	U	0.20	U	2.00	U	0.20	U	0.20	U	1.0	U	1.0	U	1.0	U
CHEMICAL OXYGEN DEMAND	-	mg/l	10.0	U	10.0	U	16.3		12.5		10.0	U	10.0	U	10	U	10	U	10.0	U
CHLORIDE	-	mg/l	35.9		37.9		35.9		37.1		47.8		50.6		108		86		101	
CHROMIUM	0.05	mg/l	0.0052		0.0040	U	0.0040	U	0.0040	U	0.0040	U	0.0091		0.0055		0.01		0.0065	
Eh	-	M.Volts	112		148		168		131		158		260		92.0		112.0		111	
HEXAVALENT CHROMIUM TOTAL	0.05	mg/l	0.010	U	0.010	U	0.010	U	0.010	U	0.010	U	0.010	U	0.010	U	0.010	U	0.024	
LEAD	0.025	mg/l	0.0050	U	0.0050	U	0.0100	U	0.010	U	0.010	U	0.010	U	0.010	U	0.010	U	0.010	U
MANGANESE	0.3	mg/l	0.0030	U	0.0190		0.003	U	0.0047	U	0.0035	U	0.003	U	0.0030	U	0.0100	U	0.0034	
MERCURY	0.0007	mg/l	0.00020	U	0.00020	U	0.00020	U	0.00020	U	0.00020	U	0.00020	U	0.00020	U	0.02000	U	0.0002	U
PH	between 6.5 to 8.5	S.U	6.99		6.89		6.96		6.85		6.51		7.39		7.70		7.25		7.38	
POTASSIUM	-	mg/l	0.50	U	0.55		0.50	U	0.50	U	0.50	U	0.50	U	0.58		1		0.5	U
SELENIUM	0.01	mg/l	0.0023		0.0010	U	0.0250	U	0.025	U	0.025	U	0.025	U	0.025	U	0.02	U	0.025	U
SODIUM	20	mg/l	23.8		29.0		24.1		22.2		23.8		25.4		37.3		42.1		54.2	
SPECIFIC CONDUCTANCE	-	Umhos/cm	999		1069		1055		1177		1131		1125		1322		1195		1324	
SULFATE	250	mg/l	155		154		147		147		148		141		190		180		207	
TEMPERATURE	-	oF	49.46		56.32		57.02		42.98		48.38		53.6		52		50.36		51.2	
TOTAL DISSOLVED SOLIDS	not to exceed 500	mg/l	702		735		731		749		669		669		838		761		917	
TOTAL ORGANIC CARBON	-	mg/l	2.9		2.8		5.0		2.6		1.9		2.1		1.9		2.4		3.0	
TURBIDITY	not exceed 5	N.T.U	1.87		3.56		0.92		1.07		1.82		1.55		1.5		2.3		1.04	

## Annual Groundwater Analytical Summary

CC Metals and Alloys, LLC

Town of Niagara, NY - Witmer Road

Quarter	Class GA Standard <sup>(1)</sup>	Units	1st H/13	Qual.	2nd H/13	Qual.	2014	Qual.	2015	Qual.	2016	Qual.	2017	Qual.	2018	Qual.	2019	Qual.	2020	Qual.
<b>Well 3R</b>																				
1,1,1,2-Tetrachloroethane	5.0	ug/l	1.0	U	1.0	U	1.0	U	1.0	U	1.0	U	1.0	U	1.0	U	1.0	U	1.0	U
1,1,1-Trichloroethane	5.0	ug/l	1.0	U	1.0	U	1.0	U	1.0	U	1.0	U	1.0	U	1.0	U	1.0	U	1.0	U
1,1,2,2-Tetrachloroethane	5.0	ug/l	1.0	U	1.0	U	1.0	U	1.0	U	1.0	U	1.0	U	1.0	U	1.0	U	1.0	U
1,1,2-Trichloroethane	1.0	ug/l	1.0	U	1.0	U	1.0	U	1.0	U	1.0	U	1.0	U	1.0	U	1.0	U	1.0	U
1,1-Dichloroethane	5.0	ug/l	1.0	U	1.0	U	1.0	U	1.0	U	1.0	U	1.0	U	1.0	U	1.0	U	1.0	U
1,1-Dichloroethene	5.0	ug/l	1.0	U	1.0	U	1.0	U	1.0	U	1.0	U	1.0	U	1.0	U	1.0	U	1.0	U
1,2,3-Trichloropropane	0.04	ug/l	1.0	U	1.0	U	1.0	U	1.0	U	1.0	U	1.0	U	1.0	U	1.0	U	1.0	U
1,2-Dibromo-3-chloropropane	0.04	ug/l	1.0	U	1.0	U	1.0	U	1.0	U	1.0	U	1.0	U	1.0	U	1.0	U	1.0	U
1,2-Dibromoethane	5.0	ug/l	1.0	U	1.0	U	1.0	U	1.0	U	1.0	U	1.0	U	1.0	U	1.0	U	1.0	U
1,2-Dichlorobenzene	3.0	ug/l	1.0	U	1.0	U	1.0	U	1.0	U	1.0	U	1.0	U	1.0	U	1.0	U	1.0	U
1,2-Dichloroethane	0.6	ug/l	1.0	U	1.0	U	1.0	U	1.0	U	1.0	U	1.0	U	1.0	U	1.0	U	1.0	U
1,2-Dichloropropane	1.0	ug/l	1.0	U	1.0	U	1.0	U	1.0	U	1.0	U	1.0	U	1.0	U	1.0	U	1.0	U
1,4-Dichlorobenzene	3.0	ug/l	1.0	U	1.0	U	1.0	U	1.0	U	1.0	U	1.0	U	1.0	U	1.0	U	1.0	U
2-Butanone / Methyl Ethyl Ketone	-	ug/l	10	U	10	U	10	U	10	U	10	U	10	U	5.0	U	5.0	U	10.0	* U
2-Hexanone	-	ug/l	5.0	U	5.0	U	5.0	U	5.0	U	5.0	U	5.0	U	5.0	U	5.0	U	5.0	U
4-Methyl-2-pentanone / Methyl Isobutyl Ketone	-	ug/l	5.0	U	5.0	U	5.0	U	5.0	U	5.0	U	5.0	U	5.0	U	5.0	U	5.0	U
Acetone	-	ug/l	10.0	U	10.0	U	10.0	U	10	U	10	U	10	U	5.0	U	5.0	U	10	U
Acetonitrile	-	ug/l	40.0	U	40.0	U	15.0	U	15	U	15	U	15	U	10	U	10	U	15	U
Benzene	1	ug/l	1.0	U	1.0	U	1.0	U	1.0	U	1.0	U	1.0	U	1.0	U	1.0	U	1.0	U
Bromochloromethane	5.0	ug/l	1.0	U	1.0	U	1.0	U	1.0	U	1.0	U	1.0	U	1.0	U	1.0	U	1.0	U
Bromodichloromethane	-	ug/l	1.0	U	1.0	U	1.0	U	1.0	U	1.0	U	1.0	U	1.0	U	1.0	U	1.0	U
Bromoform	-	ug/l	1.0	U	1.0	U	1.0	U	1.0	U	1.0	U	1.0	U	1.0	U	1.0	U	1.0	U
Bromomethane	-	ug/l	1.0	U	1.0	U	1.0	U	1.0	U	1.0	U	1.0	U	1.0	U	1.0	U	1.0	U
Carbon Disulfide	60	ug/l	1.0	U	1.0	U	1.0	U	1.0	U	1.0	U	1.0	U	1.0	U	1.0	U	1.0	U
Carbon Tetrachloride	5.0	ug/l	1.0	U	1.0	U	1.0	U	1.0	U	1.0	U	1.0	U	1.0	U	1.0	U	1.0	U
Chlorobenzene	5.0	ug/l	1.0	U	1.0	U	1.0	U	1.0	U	1.0	U	1.0	U	1.0	U	1.0	U	1.0	U
Chloroethane	5.0	ug/l	1.0	U	1.0	U	1.0	U	1.0	U	1.0	U	1.0	U	1.0	U	1.0	U	1.0	U
Chloroform	7.0	ug/l	1.0	U	1.0	U	1.0	U	1.0	U	1.0	U	1.0	U	1.0	U	1.0	U	1.0	U
Chloromethane	-	ug/l	1.0	U	1.0	U	1.0	U	1.0	U	1.0	U	1.0	U	1.0	U	1.0	U	1.0	U
cis-1,2-Dichloroethene	5.0	ug/l	1.0	U	1.0	U	1.0	U	1.0	U	1.0	U	1.0	U	1.0	U	1.0	U	1.0	U
cis-1,3-Dichloropropene	-	ug/l	1.0	U	1.0	U	1.0	U	1.0	U	1.0	U	1.0	U	1.0	U	1.0	U	1.0	U
Dibromochloromethane	-	ug/l	1.0	U	1.0	U	1.0	U	1.0	U	1.0	U	1.0	U	1.0	U	1.0	U	1.0	U
Dibromomethane	5.0	ug/l	1.0	U	1.0	U	1.0	U	1.0	U	1.0	U	1.0	U	1.0	U	1.0	U	1.0	U
Ethylbenzene	5.0	ug/l	1.0	U	1.0	U	1.0	U	1.0	U	1.0	U	1.0	U	1.0	U	1.0	U	1.0	U
Iodomethane	-	ug/l	1.0	U	1.0	U	1.0	U	1.0	U	1.0	U	1.0	U	1.0	U	1.0	U	1.0	U
m/p-Xylenes	-	ug/l	2.0	U	2.0	U	2.0	U	2.0	U	2.0	U	2.0	U	1.0	U	1.0	U	2.0	U
Methylene chloride	5.0	ug/l	1.0	U	1.0	U	1.0	U	1.0	U	1.0	U	1.0	U	1.0	U	1.0	U	1.0	U
o-Xylene	-	ug/l	1.0	U	1.0	U	1.0	U	1.0	U	1.0	U	1.0	U	1.0	U	1.0	U	1.0	U
Styrene	5.0	ug/l	1.0	U	1.0	U	1.0	U	1.0	U	1.0	U	1.0	U	1.0	U	1.0	U	1.0	U
Tetrachloroethene	-	ug/l	1.0	U	1.0	U	1.0	U	1.0	U	1.0	U	1.0	U	1.0	U	1.0	U	1.0	U
Toluene	5.0	ug/l	1.0	U	1.0	U	1.0	U	1.0	U	1.0	U	1.0	U	1.0	U	1.0	U	1.0	U
trans-1,2-Dichloroethene	5.0	ug/l	1.0	U	1.0	U	1.0	U	1.0	U	1.0	U	1.0	U	1.0	U	1.0	U	1.0	U
trans-1,3-Dichloropropene	0.4	ug/l	1.0	U	1.0	U	1.0	U	1.0	U	1.0	U	1.0	U	1.0	U	1.0	U	1.0	U
trans-1,4-Dichloro-2-butene	5.0	ug/l	5.0	U	5.0	U	1.0	U	1.0	U	1.0	U	1.0	U	1.0	U	2.5	U	1.0	U
Trichloroethene	5.0	ug/l	1.0	U	1.0	U	1.0	U	1.0	U	1.0	U	1.0	U	1.0	U	1.0	U	1.0	U
Trichlorofluoromethane	5.0	ug/l	1.0	U	1.0	U	1.0	U	1.0	U	1.0	U	1.0	U	1.0	U	1.0	U	1.0	U
Vinyl acetate	-	ug/l	5.0	U	5.0	U	5.0	U	5.0	U	5.0	U	5.0	U	2.0	U	2.0	U	5.0	U
Vinyl chloride	2	ug/l	1.0	U	1.0	U	1.0	U	1.0	U	1.0	U	1.0	U	1.0	U	1.0	U	1.0	U

## Annual Groundwater Analytical Summary

CC Metals and Alloys, LLC

Town of Niagara, NY - Witmer Road

Quarter	Class GA Standard <sup>(1)</sup>	Units	1st H/13	Qual.	2nd H/13	Qual.	2014	Qual.	2015	Qual.	2016	Qual.	2017	Qual.	2018	Qual.	2019	Qual.	2020	Qual.
<b>Well 5R</b>																				
SAMPLE DATE	-	NA	4/26/2013		10/25/2013		5/13/2014		4/23/2015		4/28/2016		4/27/2017		5/11/2018		5/8, 9, 17/2019		5/19/2020	
TOP OF CASING ELEVATION	-	Feet	601.67		601.67		601.67		601.67		601.67		601.67		601.67		601.67		601.67	
DEPTH TO WATER	-	Feet	5.07		6.35		5.51		5.44		6.74		5.25		5.51		4.98		5.46	
WATER ELEVATION	-	Feet	596.25		596.25		596.25		596.23		594.93		596.42		596.16		596.69		596.21	
WELL BOTTOM	-	Feet	19.75		19.75		19.75		19.74		19.74		19.74		19.74		19.74		19.74	
ARSENIC	0.025	mg/l	0.010	U	0.010	U	0.015	U	0.015	U	0.015	U	0.015	U	0.015	U	0.02	U	0.015	U
BARIUM	1	mg/l	0.064		0.063		0.053		0.043		0.056		0.049		0.055		0.054		0.067	^
BORON, (TOTAL)	1	mg/l	0.18		0.20		0.18		0.18		0.17		0.17		0.19		0.17		0.17	
BROMIDE	-	mg/l	0.7		1.30		1.0		0.84		0.98		1.0	U	1.0	U	1.0	U	1.0	U
CHEMICAL OXYGEN DEMAND	-	mg/l	15.8		25.7		27.1		12.8		10.0		10.0	U	19.3		14.9		14.8	
CHLORIDE	-	mg/l	94.9		94.7		80.6		92.8		85.6		82.7		84.7		82		84.0	
CHROMIUM	0.05	mg/l	0.0040	U	0.0040	U	0.0040	U	0.0040	U	0.0040	U	0.0040	U	0.0040	U	0.0100	U	0.0040	U
Eh	-	M.Volts	120		144		135		110		115		218		80		169		96.0	
HEXAVALENT CHROMIUM TOTAL	0.05	mg/l	0.010	U	0.010	U	0.010	U	0.010	U	0.010	U	0.010	U	0.010	U	0.010	U	0.016	
LEAD	0.025	mg/l	0.0050	U	0.0050	U	0.0100	U	0.010	U	0.010	U	0.010	U	0.010	U	0.010	U	0.010	U
MANGANESE	0.3	mg/l	0.010		0.370		0.01		0.0160		0.0190		0.0039		0.018		0.03		0.091	
MERCURY	0.0007	mg/l	0.00020	U	0.00020	U	0.00020	U	0.00020	U	0.00020	U	0.00020	U	0.00020	U	0.00020	U	0.00020	U
PH	between 6.5 to 8.5	S.U	7.86		7.70		7.85		7.87		7.78		7.92		8.22		8.22		7.91	
POTASSIUM	-	mg/l	25.8		24.3		20.8		18.5		20.1		18.8		20.3		21.5		21.7	
SELENIUM	0.01	mg/l	0.0010	U	0.0010	U	0.0250		0.025	U	0.025	U	0.025	U	0.025	U	0.02	U	0.025	U
SODIUM	20	mg/l	75.1		88.5		68.5		67.7		70.3		68.3		77.1		81.4		70.0	
SPECIFIC CONDUCTANCE	-	Umhos/cm	818		857		825		851		886		861		920		882		905.8	
SULFATE	250	mg/l	178		183		157		157		164		167		182		180		159	
TEMPERATURE	-	°F	50.36		53.96		56.12		44.96		48.20		51.26		50.2		51.26		49.8	
TOTAL DISSOLVED SOLIDS	not to exceed 500	mg/l	552		587		545		490		531		531		554		544		487	
TOTAL ORGANIC CARBON	-	mg/l	5.1		6.4		5.8		5.4		4.5		4.6		4.9		5.7		6.2	
TURBIDITY	not exceed 5	N.T.U	2.71		2.91		2.68		1.07		1.29		0.93		1.5		2.2		3.44	

## Annual Groundwater Analytical Summary

CC Metals and Alloys, LLC

Town of Niagara, NY - Witmer Road

Quarter	Class GA Standard <sup>(1)</sup>	Units	1st H/13	Qual.	2nd H/13	Qual.	2014	Qual.	2015	Qual.	2016	Qual.	2017	Qual.	2018	Qual.	2019	Qual.	2020	Qual.
<b>Well 5R</b>																				
1,1,1,2-Tetrachloroethane	5.0	ug/l	1.0	U	1.0	U	1.0	U	1.0	U	1.0	U	1.0	U	1.0	U	1.0	U	1.0	U
1,1,1-Trichloroethane	5.0	ug/l	1.0	U	1.0	U	1.0	U	1.0	U	1.0	U	1.0	U	1.0	U	1.0	U	1.0	U
1,1,2,2-Tetrachloroethane	5.0	ug/l	1.0	U	1.0	U	1.0	U	1.0	U	1.0	U	1.0	U	1.0	U	1.0	U	1.0	U
1,1,2-Trichloroethane	1.0	ug/l	1.0	U	1.0	U	1.0	U	1.0	U	1.0	U	1.0	U	1.0	U	1.0	U	1.0	U
1,1-Dichloroethane	5.0	ug/l	1.0	U	1.0	U	1.0	U	1.0	U	1.0	U	1.0	U	1.0	U	1.0	U	1.0	U
1,1-Dichloroethene	5.0	ug/l	1.0	U	1.0	U	1.0	U	1.0	U	1.0	U	1.0	U	1.0	U	1.0	U	1.0	U
1,2,3-Trichloropropane	0.04	ug/l	1.0	U	1.0	U	1.0	U	1.0	U	1.0	U	1.0	U	1.0	U	1.0	U	1.0	U
1,2-Dibromo-3-chloropropane	0.04	ug/l	1.0	U	1.0	U	1.0	U	1.0	U	1.0	U	1.0	U	1.0	U	2.0	U	1.0	U
1,2-Dibromoethane	5.0	ug/l	1.0	U	1.0	U	1.0	U	1.0	U	1.0	U	1.0	U	1.0	U	1.0	U	1.0	U
1,2-Dichlorobenzene	3.0	ug/l	1.0	U	1.0	U	1.0	U	1.0	U	1.0	U	1.0	U	1.0	U	1.0	U	1.0	U
1,2-Dichloroethane	0.6	ug/l	1.0	U	1.0	U	1.0	U	1.0	U	1.0	U	1.0	U	1.0	U	1.0	U	1.0	U
1,2-Dichloropropane	1.0	ug/l	1.0	U	1.0	U	1.0	U	1.0	U	1.0	U	1.0	U	1.0	U	1.0	U	1.0	U
1,4-Dichlorobenzene	3.0	ug/l	1.0	U	1.0	U	1.0	U	1.0	U	1.0	U	1.0	U	1.0	U	1.0	U	1.0	U
2-Butanone / Methyl Ethyl Ketone	-	ug/l	10	U	10	U	10	U	10	U	10	U	10	U	10	U	10	U	10.0	U
2-Hexanone	-	ug/l	5.0	U	5.0	U	5.0	U	5.0	U	5.0	U	5.0	U	5.0	U	10.0	U	10.0	U
4-Methyl-2-pentanone / Methyl Isobutyl Ketone	-	ug/l	5.0	U	5.0	U	5.0	U	5.0	U	5.0	U	5.0	U	5.0	U	10.0	U	10.0	U
Acetone	-	ug/l	10.0	U	10.0	U	10.0	U	10	U	10	U	10	U	5	U	10	U	10.0	U
Acetonitrile	-	ug/l	40.0	U	40.0	U	15.0	U	15	U	15	U	15	U	10	U	20	U	15.0	U
Benzene	1	ug/l	1.0	U	1.0	U	1.0	U	1.0	U	1.0	U	1.0	U	1.0	U	1.0	U	1.0	U
Bromochloromethane	5.0	ug/l	1.0	U	1.0	U	1.0	U	1.0	U	1.0	U	1.0	U	1.0	U	1.0	U	1.0	U
Bromodichloromethane	-	ug/l	1.0	U	1.0	U	1.0	U	1.0	U	1.0	U	1.0	U	1.0	U	1.0	U	1.0	U
Bromoform	-	ug/l	1.0	U	1.0	U	1.0	U	1.0	U	1.0	U	1.0	U	1.0	U	1.0	U	1.0	U
Bromomethane	-	ug/l	1.0	U	1.0	U	1.0	U	1.0	U	1.0	U	1.0	U	1.0	U	1.0	U	1.0	U
Carbon Disulfide	60	ug/l	1.0	U	1.0	U	1.0	U	1.0	U	1.0	U	1.0	U	1.0	U	1.0	U	1.0	U
Carbon Tetrachloride	5.0	ug/l	1.0	U	1.0	U	1.0	U	1.0	U	1.0	U	1.0	U	1.0	U	1.0	U	1.0	U
Chlorobenzene	5.0	ug/l	1.0	U	1.0	U	1.0	U	1.0	U	1.0	U	1.0	U	1.0	U	1.0	U	1.0	U
Chloroethane	5.0	ug/l	1.0	U	1.0	U	1.0	U	1.0	U	1.0	U	1.0	U	1.0	U	1.0	U	1.0	U
Chloroform	7.0	ug/l	1.0	U	1.0	U	1.0	U	1.0	U	1.0	U	1.0	U	1.0	U	1.0	U	1.0	U
Chloromethane	-	ug/l	1.0	U	1.0	U	1.0	U	1.0	U	1.0	U	1.0	U	1.0	U	1.0	U	1.0	U
cis-1,2-Dichloroethene	5.0	ug/l	1.0	U	1.0	U	1.0	U	1.0	U	1.0	U	1.0	U	1.0	U	1.0	U	1.0	U
cis-1,3-Dichloropropene	-	ug/l	1.0	U	1.0	U	1.0	U	1.0	U	1.0	U	1.0	U	1.0	U	1.0	U	1.0	U
Dibromochloromethane	-	ug/l	1.0	U	1.0	U	1.0	U	1.0	U	1.0	U	1.0	U	1.0	U	1.0	U	1.0	U
Dibromomethane	5.0	ug/l	1.0	U	1.0	U	1.0	U	1.0	U	1.0	U	1.0	U	1.0	U	1.0	U	1.0	U
Ethylbenzene	5.0	ug/l	1.0	U	1.0	U	1.0	U	1.0	U	1.0	U	1.0	U	1.0	U	1.0	U	1.0	U
Iodomethane	-	ug/l	1.0	U	1.0	U	1.0	U	1.0	U	1.0	U	1.0	U	1.0	U	1.0	U	1.0	U
m/p-Xylenes	-	ug/l	2.0	U	2.0	U	2.0	U	2.0	U	2.0	U	2.0	U	1.0	U	2.0	U	2.0	U
Methylene chloride	5.0	ug/l	1.0	U	1.0	U	1.0	U	1.0	U	1.0	U	1.0	U	1.0	U	5.0	U	1.0	U
o-Xylene	-	ug/l	1.0	U	1.0	U	1.0	U	1.0	U	1.0	U	1.0	U	1.0	U	1.0	U	1.0	U
Styrene	5.0	ug/l	1.0	U	1.0	U	1.0	U	1.0	U	1.0	U	1.0	U	1.0	U	1.0	U	1.0	U
Tetrachloroethene	-	ug/l	1.0	U	1.0	U	1.0	U	1.0	U	1.0	U	1.0	U	1.0	U	1.0	U	1.0	U
Toluene	5.0	ug/l	1.0	U	1.0	U	1.0	U	1.0	U	1.0	U	1.0	U	1.0	U	1.0	U	1.0	U
trans-1,2-Dichloroethene	5.0	ug/l	1.0	U	1.0	U	1.0	U	1.0	U	1.0	U	1.0	U	1.0	U	1.0	U	1.0	U
trans-1,3-Dichloropropene	0.4	ug/l	1.0	U	1.0	U	1.0	U	1.0	U	1.0	U	1.0	U	1.0	U	1.0	U	1.0	U
trans-1,4-Dichloro-2-butene	5.0	ug/l	5.0	U	5.0	U	5.0	U	1.0	U	1.0	U	1.0	U	1.0	U	2.5	U	1.0	U
Trichloroethene	5.0	ug/l	1.0	U	1.0	U	1.0	U	1.0	U	1.0	U	1.0	U	1.0	U	1.0	U	1.0	U
Trichlorofluoromethane	5.0	ug/l	1.0	U	1.0	U	1.0	U	1.0	U	1.0	U	1.0	U	1.0	U	1.0	U	1.0	U
Vinyl acetate	-	ug/l	5.0	U	5.0	U	5.0	U	5.0	U	5.0	U	5.0	U	2.0	U	2.0	U	5.0	U
Vinyl chloride	2	ug/l	1.0	U	1.0	U	1.0	U	1.0	U	1.0	U	1.0	U	1.0	U	1.0	U	1.0	U

## Annual Groundwater Analytical Summary

CC Metals and Alloys, LLC

Town of Niagara, NY - Witmer Road

Quarter	Class GA Standard <sup>(1)</sup>	Units	1st H/13	Qual.	2nd H/13	Qual.	2014	Qual.	2015	Qual.	2016	Qual.	2017	Qual.	2018	Qual.	2019	Qual.	2020	Qual.
<b>Well 12</b>																				
SAMPLE DATE	-	NA	4/26/2013		10/25/2013		5/13/2014		4/23/2015		4/28/2016		4/28/2017		5/11/2018		5/8, 9, 17/2019		5/19/2020	
TOP OF CASING ELEVATION	-	Feet	597.71		597.71		597.71		597.71		597.71		597.71		597.71		597.71		597.71	
DEPTH TO WATER	-	Feet	8.02		9		8.29		7.95		8.35		8.18		8.22		7.71		8.26	
WATER ELEVATION	-	Feet	589.69		588.71		589.42		589.76		589.36		589.53		589.49		590.00		589.45	
WELL BOTTOM	-	Feet	19.65		19.65		19.65		19.65		19.65		19.65		19.65		19.65		19.65	
ARSENIC	0.025	mg/l	0.010	U	0.010	U	0.015	U	0.015	U	0.015	U	0.015	U	0.015	U	0.02	U	0.015	U
BARIUM	1	mg/l	0.038		0.038		0.040		0.036		0.042		0.045		0.046		0.04		0.042	^
BORON, (TOTAL)	1	mg/l	0.19		0.19		0.17		0.17		0.18		0.13		0.18		0.15		0.16	
BROMIDE	-	mg/l	0.20		0.20	U	0.20	U	2.00	U	0.20	U	0.20	U	1.0	U	1.0	U	1.0	U
CHEMICAL OXYGEN DEMAND	-	mg/l	12.0		15.9		20.1		10.0		10.0		10.0	U	10.0	U	10.0	U	10	U
CHLORIDE	-	mg/l	137		107		108		108		144		110		169		160		140	
CHROMIUM	0.05	mg/l	0.0040	U	0.0040	U	0.0040	U	0.0040	U	0.0040	U	0.021		0.0040	U	0.0100	U	0.0040	U
Eh	-	M.Volts	181		142		186		136		149		168		92		113		98	
HEXAVALENT CHROMIUM TOTAL	0.05	mg/l	0.010	U	0.010	U	0.010	U	0.010	U	0.010	U	0.02		0.010	U	0.010	U	0.020	
LEAD	0.025	mg/l	0.0050	U	0.0050	U	0.0100	U	0.010	U	0.010	U	0.04		0.010	U	0.010	U	0.010	U
MANGANESE	0.3	mg/l	0.01		0.097		0.009		0.0160		0.0160		0.03		0.071		0.046		0.20	
MERCURY	0.0007	mg/l	0.00020		0.00020	U	0.00020	U	0.00020	U	0.00020	U	0.00020	U	0.00020	U	0.00020	U	0.00020	U
PH	between 6.5 to 8.5	S.U	7.22		7.00		7.19		7.20		7.39		7.57		7.71		7.3		7.46	
POTASSIUM	-	mg/l	4.7		5.3		4.0		4.2		4.6		2.6		4.6		5.1		4.0	
SELENIUM	0.01	mg/l	0.0010	U	0.0010	U	0.0250	U	0.025	U	0.025	U	0.025	U	0.025	U	0.02	U	0.025	U
SODIUM	20	mg/l	75.5		77.5		61.6		58.3		77.7		75.6		94.0		88.9		77.9	
SPECIFIC CONDUCTANCE	-	mg/l	1144		1080		1204		1162		1294		1051		1218		1332		1294	
SULFATE	250	mg/l	147		117		142		127		135		176		160		150		128	
TEMPERATURE	-	F	50.00		52.5		60.4		46.9		49.5		53.06		51.26		52.16		51.4	
TOTAL DISSOLVED SOLIDS	not to exceed 500	mg/l	829		727		854		755		774		723		818		886		1000	
TOTAL ORGANIC CARBON	-	mg/l	2.6		2.6		3.6		2.7		2.1		3.6		2.4		2.8		2.6	
TURBIDITY	not exceed 5	N.T.U	2.87		4.02		2.71		1.67		1.78		2.35		1.8		2.1		5.57	



## Annual Groundwater Analytical Summary

CC Metals and Alloys, LLC

Town of Niagara, NY - Witmer Road

Quarter	Class GA Standard <sup>(1)</sup>	Units	1st H/13	Qual.	2nd H/13	Qual.	2014	Qual.	2015	Qual.	2016	Qual.	2017	Qual.	2018	Qual.	2019	Qual.	2020	Qual.
<b>Well 12</b>																				
1,1,1,2-Tetrachloroethane	5.0	ug/l	1.0	U	1.0	U	1.0	U	1.0	U	1.0	U	1.0	U	1.0	U	1.0	U	1.0	U
1,1,1-Trichloroethane	5.0	ug/l	1.0	U	1.0	U	1.0	U	1.0	U	1.0	U	1.0	U	1.0	U	1.0	U	1.0	U
1,1,2,2-Tetrachloroethane	5.0	ug/l	1.0	U	1.0	U	1.0	U	1.0	U	1.0	U	1.0	U	1.0	U	1.0	U	1.0	U
1,1,2-Trichloroethane	1.0	ug/l	1.0	U	1.0	U	1.0	U	1.0	U	1.0	U	1.0	U	1.0	U	1.0	U	1.0	U
1,1-Dichloroethane	5.0	ug/l	1.0	U	1.0	U	1.0	U	1.0	U	1.0	U	1.0	U	1.0	U	1.0	U	1.0	U
1,1-Dichloroethene	5.0	ug/l	1.0	U	1.0	U	1.0	U	1.0	U	1.0	U	1.0	U	1.0	U	1.0	U	1.0	U
1,2,3-Trichloropropane	0.04	ug/l	1.0	U	1.0	U	1.0	U	1.0	U	1.0	U	1.0	U	1.0	U	1.0	U	1.0	U
1,2-Dibromo-3-chloropropane	0.04	ug/l	1.0	U	1.0	U	1.0	U	1.0	U	1.0	U	1.0	U	1.0	U	2.0	U	1.0	U
1,2-Dibromoethane	5.0	ug/l	1.0	U	1.0	U	1.0	U	1.0	U	1.0	U	1.0	U	1.0	U	1.0	U	1.0	U
1,2-Dichlorobenzene	3.0	ug/l	1.0	U	1.0	U	1.0	U	1.0	U	1.0	U	1.0	U	1.0	U	1.0	U	1.0	U
1,2-Dichloroethane	0.6	ug/l	1.0	U	1.0	U	1.0	U	1.0	U	1.0	U	1.0	U	1.0	U	1.0	U	1.0	U
1,2-Dichloropropane	1.0	ug/l	1.0	U	1.0	U	1.0	U	1.0	U	1.0	U	1.0	U	1.0	U	1.0	U	1.0	U
1,4-Dichlorobenzene	3.0	ug/l	1.0	U	1.0	U	1.0	U	1.0	U	1.0	U	1.0	U	1.0	U	1.0	U	1.0	U
2-Butanone / Methyl Ethyl Ketone	-	ug/l	10	U	10	U	10	U	10	U	10	U	10	U	5.0	U	10.0	U	10.0	U
2-Hexanone	-	ug/l	5.0	U	5.0	U	5.0	U	5.0	U	5.0	U	5.0	U	5.0	U	10.0	U	5.0	U
4-Methyl-2-pentanone / Methyl Isobutyl Ketone	-	ug/l	5.0	U	5.0	U	5.0	U	5.0	U	5.0	U	5.0	U	5.0	U	10.0	U	5.0	U
Acetone	-	ug/l	10.0	U	10.0	U	10.0	U	10	U	10	U	10	U	5.0	U	10.0	U	10.0	U
Acetonitrile	-	ug/l	40.0	U	40.0	U	15.0	U	15	U	15	U	15	U	10.0	U	20.0	U	15.0	U
Benzene	1	ug/l	1.0	U	1.0	U	1.0	U	1.0	U	1.0	U	1.0	U	1.0	U	1.0	U	1.0	U
Bromochloromethane	5.0	ug/l	1.0	U	1.0	U	1.0	U	1.0	U	1.0	U	1.0	U	1.0	U	1.0	U	1.0	U
Bromodichloromethane	-	ug/l	1.0	U	1.0	U	1.0	U	1.0	U	1.0	U	1.0	U	1.0	U	1.0	U	1.0	U
Bromoform	-	ug/l	1.0	U	1.0	U	1.0	U	1.0	U	1.0	U	1.0	U	1.0	U	1.0	U	1.0	U
Bromomethane	-	ug/l	1.0	U	1.0	U	1.0	U	1.0	U	1.0	U	1.0	U	1.0	U	1.0	U	1.0	U
Carbon Disulfide	60	ug/l	1.0	U	1.0	U	1.0	U	1.0	U	1.0	U	1.0	U	1.0	U	1.0	U	1.0	U
Carbon Tetrachloride	5.0	ug/l	1.0	U	1.0	U	1.0	U	1.0	U	1.0	U	1.0	U	1.0	U	1.0	U	1.0	U
Chlorobenzene	5.0	ug/l	1.0	U	1.0	U	1.0	U	1.0	U	1.0	U	1.0	U	1.0	U	1.0	U	1.0	U
Chloroethane	5.0	ug/l	1.0	U	1.0	U	1.0	U	1.0	U	1.0	U	1.0	U	1.0	U	1.0	U	1.0	U
Chloroform	7.0	ug/l	1.0	U	1.0	U	1.0	U	1.0	U	1.0	U	1.0	U	1.0	U	1.0	U	1.0	U
Chloromethane	-	ug/l	1.0	U	1.0	U	1.0	U	1.0	U	1.0	U	1.0	U	1.0	U	1.0	U	1.0	U
cis-1,2-Dichloroethene	5.0	ug/l	2.1		5.5		2.9		3.3		2.0		1.0	U	3.1		1.3		1.5	
cis-1,3-Dichloropropene	-	ug/l	1.0	U	1.0	U	1.0	U	1.0	U	1.0	U	1.0	U	1.0	U	1.0	U	1.0	U
Dibromochloromethane	-	ug/l	1.0	U	1.0	U	1.0	U	1.0	U	1.0	U	1.0	U	1.0	U	1.0	U	1.0	U
Dibromomethane	5.0	ug/l	1.0	U	1.0	U	1.0	U	1.0	U	1.0	U	1.0	U	1.0	U	1.0	U	1.0	U
Ethylbenzene	5.0	ug/l	1.0	U	1.0	U	1.0	U	1.0	U	1.0	U	1.0	U	1.0	U	1.0	U	1.0	U
Iodomethane	-	ug/l	1.0	U	1.0	U	1.0	U	1.0	U	1.0	U	1.0	U	1.0	U	1.0	U	1.0	U
m/p-Xylenes	-	ug/l	2.0	U	2.0	U	2.0	U	2.0	U	2.0	U	2.0	U	2.0	U	2.0	U	2.0	U
Methylene chloride	5.0	ug/l	1.0	U	1.0	U	1.0	U	1.0	U	1.0	U	1.0	U	1.0	U	5.0	U	1.0	U
o-Xylene	-	ug/l	1.0	U	1.0	U	1.0	U	1.0	U	1.0	U	1.0	U	1.0	U	1.0	U	1.0	U
Styrene	5.0	ug/l	1.0	U	1.0	U	1.0	U	1.0	U	1.0	U	1.0	U	1.0	U	1.0	U	1.0	U
Tetrachloroethene	-	ug/l	1.0	U	1.0	U	1.0	U	1.0	U	1.0	U	1.0	U	1.0	U	1.0	U	1.0	U
Toluene	5.0	ug/l	1.0	U	1.0	U	1.0	U	1.0	U	1.0	U	1.0	U	1.0	U	1.0	U	1.0	U
trans-1,2-Dichloroethene	5.0	ug/l	1.0	U	1.0	U	1.0	U	1.0	U	1.0	U	1.0	U	1.0	U	1.0	U	1.0	U
trans-1,3-Dichloropropene	0.4	ug/l	1.0	U	1.0	U	1.0	U	1.0	U	1.0	U	1.0	U	1.0	U	1.0	U	1.0	U
trans-1,4-Dichloro-2-butene	5.0	ug/l	5.0	U	5.0	U	1.0	U	1.0	U	1.0	U	1.0	U	1.0	U	2.5	U	1.0	U
Trichloroethene	5.0	ug/l	1.0	U	1.0	U	1.0	U	1.0	U	1.0	U	1.0	U	1.0	U	1.0	U	1.0	U
Trichlorofluoromethane	5.0	ug/l	1.0	U	1.0	U	1.0	U	1.0	U	1.0	U	1.0	U	1.0	U	1.0	U	1.0	U
Vinyl acetate	-	ug/l	5.0	U	5.0	U	5.0	U	5.0	U	5.0	U	5.0	U	2.0	U	2.0	U	5.0	U
Vinyl chloride	2	ug/l	1.0	U	7.4	U	1.0	U	1.0	U	1.0	U	1.0	U	2.8		1.0		1.0	U

### Annual Groundwater Analytical Summary

CC Metals and Alloys, LLC

Town of Niagara, NY - Witmer Road

Quarter	Class GA Standard <sup>(1)</sup>	Units	1st H/13	Qual.	2nd H/13	Qual.	2014	Qual.	2015	Qual.	2016	Qual.	2017	Qual.	2018	Qual.	2019	Qual.	2020	Qual.
<b>Sump (Leachate)</b>																				
SAMPLE DATE	-	NA	4/26/2013		10/25/2013		5/13/2014		4/23/2015		4/28/2016		4/27/2017		5/11/2018		5/8, 9, 17/2019		5/19/2020	
TOP OF CASING ELEVATION	-	Feet	602.08		602.08		602.08		602.08		602.08		602.08		602.08		602.08		602.08	
WATER LEVEL	-	Feet	NA		NA		NA		NA		NA		NA		NA		NA		NA	
WATER ELEVATION (BEFORE PUMP)	-	Feet	NA		NA		NA		NA		NA		NA		NA		NA		NA	
WELL BOTTOM	-	Feet	NA		NA		NA		NA		NA		NA		NA		NA		NA	
ARSENIC	0.025	mg/l	0.012		0.010	U	0.015	U	0.015	U	0.015	U	0.015	U	0.015	U	0.015	U	0.015	U
BARIUM	1	mg/l	0.061		0.042		0.033		0.032		0.057		0.063		0.052		0.090		0.094	^
BORON, (TOTAL)	1	mg/l	0.35		0.26		0.02		0.21		0.32		0.28		0.31		0.40		0.44	
BROMIDE	-	mg/l	1.7		1.7		2.7		1.2		2.3		2.6		2.0		2.7		1.5	
CHEMICAL OXYGEN DEMAND	-	mg/l	27.5		20.3		30.2		13.1		11.6	F1	10	U	20		24.3		16.6	
CHLORIDE	-	mg/l	150		81.6		103.0		91.5		70.6		160		119		180		143	
CHROMIUM	0.05	mg/l	0.03		0.037		0.004	U	0.019		0.037		0.012		0.011		0.029		0.41	
eH	-	M.Volts	135		83		128		112		105		164		75		55		71	
HEXAVALENT CHROMIUM TOTAL	0.05	mg/l	0.022		0.034		0.010	U	0.021		0.021		0.018		0.010	U	0.010	U	0.046	
LEAD	0.025	mg/l	0.0050	U	0.0050	U	0.0100	U	0.010	U	0.010	U	0.010	U	0.010	U	0.010	U	0.017	
MANGANESE	0.30	mg/l	0.007		0.0078		0.0520		0.016		0.016		0.035		0.041		0.18		0.27	
MERCURY	0.0007	mg/l	0.00020	U	0.00020	U	0.00020	U	0.00020	U	0.00020	U	0.00020	U	0.0002	U	0.0002	U	0.00020	U
pH	between 6.5 to 8.5	S.U	8.01		7.90		8.08		7.92		7.59		7.56		8.47		8.09		8.07	
POTASSIUM	-	mg/l	86.5		68.7		42.8		41.4		74.2		113		83.1		143		112	
SELENIUM	0.01	mg/l	0.012		0.003		0.0250	U	0.025	U	0.025	U	0.025	U	0.025	U	0.02	U	0.025	U
SODIUM	20	mg/l	72.8		47.2		45.1		40.6		74.0		73.7		68.3		112		85.3	
SPECIFIC CONDUCTANCE	-	Umhos/cm	1160		714		745		791		1202		1255		1083		1510		1476	
SULFATE	250	mg/l	154		72		92.9		85.7		68.2		203		129		210		172	
TEMPERATURE	-	°F	45.68		53.60		53.1		43.88		45.50		50.54		56.12		52.7		50.6	
TOTAL DISSOLVED SOLIDS	not to exceed 500	mg/l	778		443		480		456		681		781		648		1030		797	
TOTAL ORGANIC CARBON	-	mg/l	7.0		5.2		6.5		5.8		6.8		7.0		6.1		9.6		9.7	
TURBIDITY	not exceed 5	N.T.U	2.27		1.76		1.72		0.92		1.48		1.03		1.8		2.2		10.26	

## Annual Groundwater Analytical Summary

CC Metals and Alloys, LLC

Town of Niagara, NY - Witmer Road

Quarter	Class GA Standard <sup>(1)</sup>	Units	1st H/13	Qual.	2nd H/13	Qual.	2014	Qual.	2015	Qual.	2016	Qual.	2017	Qual.	2018	Qual.	2019	Qual.	2020	Qual.
<b>Sump (Leachate)</b>																				
1,1,1,2-Tetrachloroethane	5.0	ug/l	1.0	U	1.0	U	1.0	U	1.0	U	2.0	U	2.0	U	1.0	U	1.0	U	1.0	U
1,1,1-Trichloroethane	5.0	ug/l	1.0	U	1.0	U	1.0	U	1.0	U	2.0	U	2.0	U	1.0	U	1.0	U	1.0	U
1,1,2,2-Tetrachloroethane	5.0	ug/l	1.0	U	1.0	U	1.0	U	1.0	U	2.0	U	2.0	U	1.0	U	1.0	U	1.0	U
1,1,2-Trichloroethane	1.0	ug/l	1.0	U	1.0	U	1.0	U	1.0	U	2.0	U	2.0	U	1.0	U	1.0	U	1.0	U
1,1-Dichloroethane	5.0	ug/l	1.0	U	1.0	U	1.0	U	1.0	U	2.0	U	2.0	U	1.0	U	1.0	U	1.0	U
1,1-Dichloroethene	5.0	ug/l	1.0	U	1.0	U	1.0	U	1.0	U	2.0	U	2.0	U	1.0	U	1.0	U	1.0	U
1,2,3-Trichloropropane	0.04	ug/l	1.0	U	1.0	U	1.0	U	1.0	U	2.0	U	2.0	U	1.0	U	1.0	U	1.0	U
1,2-Dibromo-3-chloropropane	0.04	ug/l	1.0	U	1.0	U	1.0	U	1.0	U	2.0	U	2.0	U	1.0	U	2.0	U	1.0	U
1,2-Dibromoethane	5.0	ug/l	1.0	U	1.0	U	1.0	U	1.0	U	2.0	U	2.0	U	1.0	U	1.0	U	1.0	U
1,2-Dichlorobenzene	3.0	ug/l	1.0	U	1.0	U	1.0	U	1.0	U	2.0	U	2.0	U	1.0	U	1.0	U	1.0	U
1,2-Dichloroethane	0.6	ug/l	1.0	U	1.0	U	1.0	U	1.0	U	2.0	U	2.0	U	1.0	U	1.0	U	1.0	U
1,2-Dichloropropane	1.0	ug/l	1.0	U	1.0	U	1.0	U	1.0	U	2.0	U	2.0	U	1.0	U	1.0	U	1.0	U
1,4-Dichlorobenzene	3.0	ug/l	1.0	U	1.0	U	1.0	U	1.0	U	2.0	U	2.0	U	1.0	U	1.0	U	1.0	U
2-Butanone / Methyl Ethyl Ketone	-	ug/l	10	U	10	U	10	U	10	U	20	U	20	U	5.0	U	10.0	U	10.0	U
2-Hexanone	-	ug/l	5.0	U	5.0	U	5.0	U	5.0	U	10.0	U	10.0	U	5.0	U	10.0	U	10.0	U
4-Methyl-2-pentanone / Methyl Isobutyl Ketone	-	ug/l	5.0	U	5.0	U	5.0	U	5.0	U	10.0	U	10.0	U	5.0	U	10.0	U	5.0	U
Acetone	-	ug/l	10.0	U	10.0	U	10.0	U	10	U	20	U	20	U	5.0	U	10.0	U	10.0	U
Acetonitrile	-	ug/l	40.0	U	40.0	U	15.0	U	15	U	30	U	30	U	10.0	U	20.0	U	15.0	U
Benzene	1	ug/l	1.0	U	1.0	U	1.0	U	1.0	U	2.0	U	2.0	U	1.0	U	1.0	U	1.0	U
Bromochloromethane	5.0	ug/l	1.0	U	1.0	U	1.0	U	1.0	U	2.0	U	2.0	U	1.0	U	1.0	U	1.0	U
Bromodichloromethane	-	ug/l	1.0	U	1.0	U	1.0	U	1.0	U	2.0	U	2.0	U	1.0	U	1.0	U	1.0	U
Bromoform	-	ug/l	1.0	U	1.0	U	1.0	U	1.0	U	2.0	U	2.0	U	1.0	U	1.0	U	1.0	U
Bromomethane	-	ug/l	1.0	U	1.0	U	1.0	U	1.0	U	2.0	U	2.0	U	1.0	U	1.0	U	1.0	U
Carbon Disulfide	60	ug/l	1.0	U	1.0	U	1.0	U	1.0	U	2.0	U	2.0	U	1.0	U	1.0	U	1.0	U
Carbon Tetrachloride	5.0	ug/l	1.0	U	1.0	U	1.0	U	1.0	U	2.0	U	2.0	U	1.0	U	1.0	U	1.0	U
Chlorobenzene	5.0	ug/l	1.0	U	1.0	U	1.0	U	1.0	U	2.0	U	2.0	U	1.0	U	1.0	U	1.0	U
Chloroethane	5.0	ug/l	1.0	U	1.0	U	1.0	U	1.0	U	2.0	U	2.0	U	1.0	U	1.0	U	1.0	U
Chloroform	7.0	ug/l	1.0	U	1.0	U	1.0	U	1.0	U	2.0	U	2.0	U	1.0	U	1.0	U	1.0	U
Chloromethane	-	ug/l	1.0	U	1.0	U	1.0	U	1.0	U	2.0	U	2.0	U	1.0	U	1.0	U	1.0	U
cis-1,2-Dichloroethene	5.0	ug/l	1.0	U	1.0	U	1.0	U	1.0	U	2.0	U	2.0	U	1.0	U	1.0	U	1.0	U
cis-1,3-Dichloropropene	-	ug/l	1.0	U	1.0	U	1.0	U	1.0	U	2.0	U	2.0	U	1.0	U	1.0	U	1.0	U
Dibromochloromethane	-	ug/l	1.0	U	1.0	U	1.0	U	1.0	U	2.0	U	2.0	U	1.0	U	1.0	U	1.0	U
Dibromomethane	5.0	ug/l	1.0	U	1.0	U	1.0	U	1.0	U	2.0	U	2.0	U	1.0	U	1.0	U	1.0	U
Ethylbenzene	5.0	ug/l	1.0	U	1.0	U	1.0	U	1.0	U	2.0	U	2.0	U	1.0	U	1.0	U	1.0	U
Iodomethane	-	ug/l	1.0	U	1.0	U	1.0	U	1.0	U	2.0	U	2.0	U	1.0	U	1.0	U	1.0	U
m/p-Xylenes	-	ug/l	2.0	U	2.0	U	2.0	U	2.0	U	4.0	U	4.0	U	1.0	U	1.0	U	1.0	U
Methylene chloride	5.0	ug/l	1.0	U	1.0	U	1.0	U	1.0	U	2.0	U	2.0	U	1.0	U	1.0	U	1.0	U
o-Xylene	-	ug/l	1.0	U	1.0	U	1.0	U	1.0	U	2.0	U	2.0	U	1.0	U	1.0	U	1.0	U
Styrene	5.0	ug/l	1.0	U	1.0	U	1.0	U	1.0	U	2.0	U	2.0	U	1.0	U	1.0	U	1.0	U
Tetrachloroethene	-	ug/l	1.0	U	1.0	U	1.0	U	1.0	U	2.0	U	2.0	U	1.0	U	1.0	U	1.0	U
Toluene	5.0	ug/l	1.0	U	1.0	U	1.0	U	1.0	U	2.0	U	2.0	U	1.0	U	1.0	U	1.0	U
trans-1,2-Dichloroethene	5.0	ug/l	1.0	U	1.0	U	1.0	U	1.0	U	2.0	U	2.0	U	1.0	U	1.0	U	1.0	U
trans-1,3-Dichloropropene	0.4	ug/l	1.0	U	1.0	U	1.0	U	1.0	U	2.0	U	2.0	U	1.0	U	1.0	U	1.0	U
trans-1,4-Dichloro-2-butene	5.0	ug/l	5.0	U	5.0	U	5.0	U	5.0	U	2.0	U	2.0	U	1.0	U	2.5	U	1.0	U
Trichloroethene	5.0	ug/l	1.0	U	1.0	U	1.0	U	1.0	U	2.0	U	2.0	U	1.0	U	1.0	U	1.0	U
Trichlorofluoromethane	5.0	ug/l	1.0	U	1.0	U	1.0	U	1.0	U	2.0	U	2.0	U	1.0	U	1.0	U	1.0	U
Vinyl acetate	-	ug/l	5.0	U	5.0	U	5.0	U	5.0	U	10.0	U	10.0	U	2.0	U	2.0	U	5.0	U
Vinyl chloride	2	ug/l	1.0	U	1.0	U	1.0	U	1.0	U	2.0	U	2.0	U	1.0	U	1.0	U	1.0	U

## Annual Groundwater Analytical Summary

CC Metals and Alloys, LLC

Town of Niagara, NY - Witmer Road

Quarter	Class GA Standard <sup>(1)</sup>	Units	1st H/13	Qual.	2nd H/13	Qual.	2014	Qual.	2015	Qual.	2016	Qual.	2017	Qual.	2018	Qual.	2019	Qual.	2020	Qual.
<b>BR-1</b>																				
SAMPLE DATE	-	NA	4/26/2013		10/25/2013		5/13/2014		4/23/2015		4/28/2016		4/28/2017		5/11/2018		5/8, 9, 17/2019		5/19/2020	
TOP OF CASING ELEVATION	-	Feet	603.79		603.79		603.79		603.79		603.79		603.79		603.79		603.79		603.79	
DEPTH TO WATER	-	Feet	10.59		11.52		10.44		10.52		10.63		10.34		10.43		9.90		10.51	
WATER ELEVATION	-	Feet	593.20		592.27		593.35		593.27		593.16		593.45		593.36		593.89		593.28	
WELL BOTTOM	-	Feet	35.85		35.85		35.85		39.92		39.92		39.92		39.92		39.92		35.95	
ARSENIC	0.025	mg/l	0.010	U	0.010	U	0.015	U	0.015	U	0.015	U	0.015	U	0.015	U	0.02	U	0.015	U
BARIUM	1	mg/l	0.16		0.13		0.13		0.088		0.10		0.11		0.11		0.16		0.14	^
BORON, (TOTAL)	1	mg/l	0.15		0.13		0.15		0.12		0.13		0.12		0.14		0.12		0.12	
BROMIDE	-	mg/l	0.26		0.20	U	0.64		0.40		0.20	U	0.21		0.20	U	0.50	U	1.0	U
CHEMICAL OXYGEN DEMAND	-	mg/l	10.0	U	15.9		24.5		10.0		10.0	U / F1	10	U	100	U	11.4		14.6	
CHLORIDE	-	mg/l	59.9		38.7		54.4		44.6		51.2		55.8		11.7		69		100	
CHROMIUM	0.05	mg/l	0.0040	U	0.0040	U	0.0040	U	0.0040	U	0.0040	U	0.0040	U	0.0040	U	0.0100	U	0.0040	U
eH	-	M.Volts	151		117		48		114		32.000	U	159		13		49		44	
HEXAVALENT CHROMIUM TOTAL	0.05	mg/l	0.010	U	0.010	U	0.010	U	0.010	U	0.010	U	0.010	U	0.010	U	0.010	U	0.025	
LEAD	0.025	mg/l	0.0050	U	0.0050	U	0.0100	U	0.010	U	0.010	U	0.010	U	0.010	U	0.010	U	0.01	U
MANGANESE	0.3	mg/l	<b>0.55</b>		<b>0.45</b>		<b>0.50</b>		0.20		0.21		0.28		<b>0.31</b>		<b>0.61</b>		<b>0.50</b>	
MERCURY	0.0007	mg/l	0.00020	U	0.00020	U	0.00020	U	0.00020	U	0.00020	U	0.00020	U	0.00020	U	0.00020	U	0.00020	U
pH	between 6.5 to 8.5	S.U	7.56		7.80		7.57		7.69		7.59		7.77		7.81		7.81		7.62	
POTASSIUM	-	mg/l	10.2		11.3		9.2		8.7		9.4	^	9.0		8.7		10.9		7.9	
SELENIUM	0.01	mg/l	0.0010	U	0.0010	U	0.0250	U	0.025	U	0.025	U	0.025	U	0.025	U	0.02	U	0.025	U
SODIUM	20	mg/l	<b>39.9</b>		<b>37.3</b>		<b>37.0</b>		<b>30.9</b>		<b>36.2</b>		<b>38.3</b>		<b>41.7</b>		<b>52.1</b>		<b>49.6</b>	
SPECIFIC CONDUCTANCE	-	Umhos/cm	563		419		549		450		488		482		565		431		701.4	
SULFATE	250	mg/l	77.6		59.2		74.3		51.5		53.8		60.9		13.8		75		93.5	
TEMPERATURE	-	°F	51.98		53.60		56.12		49.1		50.2		52.88		51		52.34		50.5	
TOTAL DISSOLVED SOLIDS	not to exceed 500	mg/l	364		288		385		267		271		309		325		372		318	
TOTAL ORGANIC CARBON	-	mg/l	2.5		4.1		3.9		3.3		2.7		2.9		2.8		3.6		3.5	
TURBIDITY	not exceed 5	N.T.U	2.90		3.10		2.48		1.10		1.26		1.95		1.67		2		2.32	

## Annual Groundwater Analytical Summary

CC Metals and Alloys, LLC

Town of Niagara, NY - Witmer Road

Quarter	Class GA Standard <sup>(1)</sup>	Units	1st H/13	Qual.	2nd H/13	Qual.	2014	Qual.	2015	Qual.	2016	Qual.	2017	Qual.	2018	Qual.	2019	Qual.	2020	Qual.
<b>BR-1</b>																				
1,1,1,2-Tetrachloroethane	5.0	ug/l	1.0	U	1.0	U	1.0	U	1.0	U	1.0	U	1.0	U	1.0	U	1.0	U	1.0	U
1,1,1-Trichloroethane	5.0	ug/l	1.0	U	1.0	U	1.0	U	1.0	U	1.0	U	1.0	U	1.0	U	1.0	U	1.0	U
1,1,2,2-Tetrachloroethane	5.0	ug/l	1.0	U	1.0	U	1.0	U	1.0	U	1.0	U	1.0	U	1.0	U	1.0	U	1.0	U
1,1,2-Trichloroethane	1.0	ug/l	1.0	U	1.0	U	1.0	U	1.0	U	1.0	U	1.0	U	1.0	U	1.0	U	1.0	U
1,1-Dichloroethane	5.0	ug/l	1.0	U	1.0	U	1.0	U	1.0	U	1.0	U	1.0	U	1.0	U	1.0	U	1.0	U
1,1-Dichloroethene	5.0	ug/l	1.0	U	1.0	U	1.0	U	1.0	U	1.0	U	1.0	U	1.0	U	1.0	U	1.0	U
1,2,3-Trichloropropane	0.04	ug/l	1.0	U	1.0	U	1.0	U	1.0	U	1.0	U	1.0	U	1.0	U	1.0	U	1.0	U
1,2-Dibromo-3-chloropropane	0.04	ug/l	1.0	U	1.0	U	1.0	U	1.0	U	1.0	U	1.0	U	1.0	U	2.0	U	1.0	U
1,2-Dibromoethane	5.0	ug/l	1.0	U	1.0	U	1.0	U	1.0	U	1.0	U	1.0	U	1.0	U	1.0	U	1.0	U
1,2-Dichlorobenzene	3.0	ug/l	1.0	U	1.0	U	1.0	U	1.0	U	1.0	U	1.0	U	1.0	U	1.0	U	1.0	U
1,2-Dichloroethane	0.6	ug/l	1.0	U	1.0	U	1.0	U	1.0	U	1.0	U	1.0	U	1.0	U	1.0	U	1.0	U
1,2-Dichloropropane	1.0	ug/l	1.0	U	1.0	U	1.0	U	1.0	U	1.0	U	1.0	U	1.0	U	1.0	U	1.0	U
1,4-Dichlorobenzene	3.0	ug/l	1.0	U	1.0	U	1.0	U	1.0	U	1.0	U	1.0	U	1.0	U	1.0	U	1.0	U
2-Butanone / Methyl Ethyl Ketone	-	ug/l	10	U	10	U	10	U	10	U	10	U	10	U	5	U	10	U	10.0	U
2-Hexanone	-	ug/l	5.0	U	5.0	U	5.0	U	5.0	U	5.0	U	5.0	U	5	U	10	U	5.0	U
4-Methyl-2-pentanone / Methyl Isobutyl Ketone	-	ug/l	5.0	U	5.0	U	5.0	U	5.0	U	5.0	U	5.0	U	5	U	10	U	5.0	U
Acetone	-	ug/l	10.0	U	10.0	U	10.0	U	10	U	10	U	10	U	5	U	10	U	10.0	U
Acetonitrile	-	ug/l	40.0	U	40.0	U	15.0	U	15	U	15	U	15	U	10	U	20	U	15.0	U
Benzene	1	ug/l	1.0	U	1.0	U	1.0	U	1.0	U	1.0	U	1.0	U	1.0	U	1.0	U	1.0	U
Bromochloromethane	5.0	ug/l	1.0	U	1.0	U	1.0	U	1.0	U	1.0	U	1.0	U	1.0	U	1.0	U	1.0	U
Bromodichloromethane	-	ug/l	1.0	U	1.0	U	1.0	U	1.0	U	1.0	U	1.0	U	1.0	U	1.0	U	1.0	U
Bromoform	-	ug/l	1.0	U	1.0	U	1.0	U	1.0	U	1.0	U	1.0	U	1.0	U	1.0	U	1.0	U
Bromomethane	-	ug/l	1.0	U	1.0	U	1.0	U	1.0	U	1.0	U	1.0	U	1.0	U	1.0	U	1.0	U
Carbon Disulfide	60	ug/l	1.0	U	1.0	U	1.0	U	1.0	U	1.0	U	1.0	U	1.0	U	1.0	U	1.0	U
Carbon Tetrachloride	5.0	ug/l	1.0	U	1.0	U	1.0	U	1.0	U	1.0	U	1.0	U	1.0	U	1.0	U	1.0	U
Chlorobenzene	5.0	ug/l	1.0	U	1.0	U	1.0	U	1.0	U	1.0	U	1.0	U	1.0	U	1.0	U	1.0	U
Chloroethane	5.0	ug/l	1.0	U	1.0	U	1.0	U	1.0	U	1.0	U	1.0	U	1.0	U	1.0	U	1.0	U
Chloroform	7.0	ug/l	1.0	U	1.0	U	1.0	U	1.0	U	1.0	U	1.0	U	1.0	U	1.0	U	1.0	U
Chloromethane	-	ug/l	1.0	U	1.0	U	1.0	U	1.0	U	1.0	U	1.0	U	1.0	U	1.0	U	1.0	U
cis-1,2-Dichloroethene	5.0	ug/l	1.0	U	1.0	U	1.0	U	1.0	U	1.0	U	1.0	U	1.0	U	1.0	U	1.0	U
cis-1,3-Dichloropropene	-	ug/l	1.0	U	1.0	U	1.0	U	1.0	U	1.0	U	1.0	U	1.0	U	1.0	U	1.0	U
Dibromochloromethane	-	ug/l	1.0	U	1.0	U	1.0	U	1.0	U	1.0	U	1.0	U	1.0	U	1.0	U	1.0	U
Dibromomethane	5.0	ug/l	1.0	U	1.0	U	1.0	U	1.0	U	1.0	U	1.0	U	1.0	U	1.0	U	1.0	U
Ethylbenzene	5.0	ug/l	1.0	U	1.0	U	1.0	U	1.0	U	1.0	U	1.0	U	1.0	U	1.0	U	1.0	U
Iodomethane	-	ug/l	1.0	U	1.0	U	1.0	U	1.0	U	1.0	U	1.0	U	1.0	U	1.0	U	1.0	U
m/p-Xylenes	-	ug/l	2.0	U	2.0	U	2.0	U	2.0	U	2.0	U	2.0	U	2.0	U	2.0	U	2.0	U
Methylene chloride	5.0	ug/l	1.0	U	1.0	U	1.0	U	1.0	U	1.0	U	1.2	B	1.2	B	5.0	B	1.0	U
o-Xylene	-	ug/l	1.0	U	1.0	U	1.0	U	1.0	U	1.0	U	1.0	U	1.0	U	1.0	U	1.0	U
Styrene	5.0	ug/l	1.0	U	1.0	U	1.0	U	1.0	U	1.0	U	1.0	U	1.0	U	1.0	U	1.0	U
Tetrachloroethene	-	ug/l	1.0	U	1.0	U	1.0	U	1.0	U	1.0	U	1.0	U	1.0	U	1.0	U	1.0	U
Toluene	5.0	ug/l	1.0	U	1.0	U	1.0	U	1.0	U	1.0	U	1.0	U	1.0	U	1.0	U	1.0	U
trans-1,2-Dichloroethene	5.0	ug/l	1.0	U	1.0	U	1.0	U	1.0	U	1.0	U	1.0	U	1.0	U	1.0	U	1.0	U
trans-1,3-Dichloropropene	0.4	ug/l	1.0	U	1.0	U	1.0	U	1.0	U	1.0	U	1.0	U	1.0	U	1.0	U	1.0	U
trans-1,4-Dichloro-2-butene	5.0	ug/l	5.0	U	5.0	U	1.0	U	1.0	U	1.0	U	1.0	U	1.0	U	2.5	U	1.0	U
Trichloroethene	5.0	ug/l	1.0	U	1.0	U	1.0	U	1.0	U	1.0	U	1.0	U	1.0	U	1.0	U	1.0	U
Trichlorofluoromethane	5.0	ug/l	1.0	U	1.0	U	1.0	U	1.0	U	1.0	U	1.0	U	1.0	U	1.0	U	1.0	U
Vinyl acetate	-	ug/l	5.0	U	5.0	U	5.0	U	5.0	U	5.0	U	5.0	U	2.0	U	2.0	U	5.0	U
Vinyl chloride	2	ug/l	1.0	U	1.0	U	1.0	U	1.0	U	1.0	U	1.0	U	1.0	U	1.0	U	1.0	U

### Annual Groundwater Analytical Summary

CC Metals and Alloys, LLC

Town of Niagara, NY - Witmer Road

Quarter	Class GA Standard <sup>(1)</sup>	Units	1st H/13	Qual.	2nd H/13	Qual.	2014	Qual.	2015	Qual.	2016	Qual.	2017	Qual.	2018	Qual.	2019	Qual.	2020	Qual.	
<b>SW-1</b>																					
SAMPLE DATE	-	NA	4/26/2013		10/25/2013		5/13/2014		4/23/2015		4/28/2016		4/27/2017		SW-1 was DRY and not sampled		5/8, 9, 17/2019		5/19/2020		
TOP OF CASING ELEVATION	-	Feet	596.72		596.72		596.72		NS		NS		596.72								596.72
WATER LEVEL	-	Feet	NA		NA		NA		NS		NS		NA						NA		
WATER ELEVATION (BEFORE PUMP)	-	Feet	NA		NA		NA		NS		NS		NA						NA		
WELL BOTTOM	-	Feet	NA		NA		NA		NS		NS		NA						NA		
ARSENIC	0.15 <sup>(2)</sup>	mg/l	0.01	U	0.010	U	0.015	U	NS		NS		0.015	U				0.02	U	0.015	U
BARIUM	1	mg/l	0.033		0.016		0.021		NS		NS		0.036					0.064		0.030	^
BORON, (TOTAL)	10 <sup>(2)</sup>	mg/l	0.13		0.088		0.17		NS		NS		0.2					0.15		0.089	
BROMIDE	-	mg/l	0.2	U	0.20	U	0.20	U	NS		NS		0.20	U				0.5	U	0.20	U
CHEMICAL OXYGEN DEMAND	-	mg/l	44.5		45.2		58.9		NS		NS		27.1					54.9		55.5	
CHLORIDE	-	mg/l	23.2		10.7		18.2		NS		NS		17.2					16		35.8	
CHROMIUM	0.05	mg/l	0.0074		0.004	U	0.0040	U	NS		NS		0.032					0.036		0.013	
Eh	-	M.Volts	109				124		NS		NS		187					116		69	
HEXAVALENT CHROMIUM TOTAL	0.011 <sup>(2)</sup>	mg/l	0.01	U	0.010	U	0.010	U	NS		NS		0.026					0.035	H	0.034	F1
LEAD	0.025	mg/l	0.005	U	0.0050	U	0.0100	U	NS		NS		0.0100	U				0.01	U	0.010	U
MANGANESE	0.3	mg/l	0.026		0.0038		0.016		NS		NS		0.023					0.87		0.30	
MERCURY	0.0007	mg/l	0.0002	U	0.00020	U	0.00020	U	NS		NS		0.00020	U				0.0002	U	0.00020	U
PH	between 6.5 to 8.5	S.U	8.05				8.51		NS		NS		7.69					8.38		9.29	
POTASSIUM	-	mg/l	11.7		6.3		10.8		NS		NS		11.7					9.6		13.8	
SELENIUM	0.0046 <sup>(2)</sup>	mg/l	0.001	U	0.0010	U	0.0250	U	NS		NS		0.0250	U				0.02	U	0.025	U
SODIUM	20	mg/l	17.5		13.3		19.1		NS		NS		16.5					23.6		46.9	
SPECIFIC CONDUCTANCE	-	Umhos/cm	535		435		480		NS		NS		713					698		456	
SULFATE	250	mg/l	37.2		53.9		15.1		NS		NS		59.6					26		18.1	
TEMPERATURE	-	°F	60.98		51.98		65.48		NS		NS		65.96					75.02		56.1	
TOTAL DISSOLVED SOLIDS	not to exceed 500	mg/l	366		281		311		NS		NS		390					384		304	
TOTAL ORGANIC CARBON	-	mg/l	13.9		13.7		18.4		NS		NS		13					15.8		19.6	
TURBIDITY	not exceed 5	N.T.U	6.59		3.12		4.69		NS		NS		3.01					3.9		19.0	

## Annual Groundwater Analytical Summary

CC Metals and Alloys, LLC

Town of Niagara, NY - Witmer Road

Quarter	Class GA Standard <sup>(1)</sup>	Units	1st H/13	Qual.	2nd H/13	Qual.	2014	Qual.	2015	Qual.	2016	Qual.	2017	Qual.	2018	Qual.	2019	Qual.	2020	Qual.
<b>SW-1</b>																				
1,1,1,2-Tetrachloroethane	5.0	ug/l	1.0	U	1.0	U	1.0	U	NS		NS		1.0	U			1.0	U	1.0	U
1,1,1-Trichloroethane	5.0	ug/l	1.0	U	1.0	U	1.0	U	NS		NS		1.0	U			1.0	U	1.0	U
1,1,2,2-Tetrachloroethane	5.0	ug/l	1.0	U	1.0	U	1.0	U	NS		NS		1.0	U			1.0	U	1.0	U
1,1,2-Trichloroethane	1.0	ug/l	1.0	U	1.0	U	1.0	U	NS		NS		1.0	U			1.0	U	1.0	U
1,1-Dichloroethane	5.0	ug/l	1.0	U	1.0	U	1.0	U	NS		NS		1.0	U			1.0	U	1.0	U
1,1-Dichloroethene	5.0	ug/l	1.0	U	1.0	U	1.0	U	NS		NS		1.0	U			1.0	U	1.0	U
1,2,3-Trichloropropane	0.04	ug/l	1.0	U	1.0	U	1.0	U	NS		NS		1.0	U			1.0	U	1.0	U
1,2-Dibromo-3-chloropropane	0.04	ug/l	1.0	U	1.0	U	1.0	U	NS		NS		2.0	U			2.0	U	2.0	U
1,2-Dibromoethane	5.0	ug/l	1.0	U	1.0	U	1.0	U	NS		NS		1.0	U			1.0	U	1.0	U
1,2-Dichlorobenzene	3.0	ug/l	1.0	U	1.0	U	1.0	U	NS		NS		1.0	U			1.0	U	1.0	U
1,2-Dichloroethane	0.6	ug/l	1.0	U	1.0	U	1.0	U	NS		NS		1.0	U			1.0	U	1.0	U
1,2-Dichloropropane	1.0	ug/l	1.0	U	1.0	U	1.0	U	NS		NS		1.0	U			1.0	U	1.0	U
1,4-Dichlorobenzene	3.0	ug/l	1.0	U	1.0	U	1.0	U	NS		NS		1.0	U			1.0	U	1.0	U
2-Butanone	-	ug/l	10	U	10	U	10	U	NS		NS		10	U			10.0	U	10.0	U
2-Hexanone	-	ug/l	5.0	U	5.0	U	5.0	U	NS		NS		10.0	U			10.0	U	5.0	U
4-Methyl-2-pentanone	-	ug/l	5.0	U	5.0	U	5.0	U	NS		NS		10.0	U			10.0	U	5.0	U
Acetone	-	ug/l	10.0	U	10.0	U	10.0	U	NS		NS		10.0	U			10.0	U	10.0	U
Acetonitrile	-	ug/l	40.0	U	40.0	U	15.0	U	NS		NS		20.0	U			20.0	U	15.0	U
Benzene	1	ug/l	1.0	U	1.0	U	1.0	U	NS		NS		1.0	U			1.0	U	1.0	U
Bromochloromethane	5.0	ug/l	1.0	U	1.0	U	1.0	U	NS		NS		1.0	U			1.0	U	1.0	U
Bromodichloromethane	-	ug/l	1.0	U	1.0	U	1.0	U	NS		NS		1.0	U			1.0	U	1.0	U
Bromofrom	-	ug/l	1.0	U	1.0	U	1.0	U	NS		NS		1.0	U			1.0	U	1.0	U
Bromomethane	-	ug/l	1.0	U	1.0	U	1.0	U	NS		NS		1.0	U			1.0	U	1.0	U
Carbon Disulfide	60	ug/l	1.0	U	1.0	U	1.0	U	NS		NS		1.0	U			1.0	U	1.0	U
Carbon Tetrachloride	5.0	ug/l	1.0	U	1.0	U	1.0	U	NS		NS		1.0	U			1.0	U	1.0	U
Chlorobenzene	5.0	ug/l	1.0	U	1.0	U	1.0	U	NS		NS		1.0	U			1.0	U	1.0	U
Chloroethane	5.0	ug/l	1.0	U	1.0	U	1.0	U	NS		NS		1.0	U			1.0	U	1.0	U
Chloroform	7.0	ug/l	1.0	U	1.0	U	1.0	U	NS		NS		1.0	U			1.0	U	1.0	U
Chloromethane	-	ug/l	1.0	U	1.0	U	1.0	U	NS		NS		1.0	U			1.0	U	1.0	U
cis-1,2-Dichloroethene	5.0	ug/l	1.0	U	1.0	U	1.0	U	NS		NS		1.0	U			1.0	U	1.0	U
cis-1,3-Dichloropropene	-	ug/l	1.0	U	1.0	U	1.0	U	NS		NS		1.0	U			1.0	U	1.0	U
Dibromochloromethane	-	ug/l	1.0	U	1.0	U	1.0	U	NS		NS		1.0	U			1.0	U	1.0	U
Dibromomethane	5.0	ug/l	1.0	U	1.0	U	1.0	U	NS		NS		1.0	U			1.0	U	1.0	U
Ethylbenzene	5.0	ug/l	1.0	U	1.0	U	1.0	U	NS		NS		1.0	U			1.0	U	1.0	U
Iodomethane	-	ug/l	1.0	U	1.0	U	1.0	U	NS		NS		1.0	U			1.0	U	1.0	U
m/p-Xylenes	-	ug/l	2.0	U	2.0	U	2.0	U	NS		NS		2.0	U			2.0	U	2.0	U
Methylene chloride	5.0	ug/l	1.0	U	1.0	U	1.0	U	NS		NS		5.0	U			5.0	U	1.0	U
o-Xylene	-	ug/l	1.0	U	1.0	U	1.0	U	NS		NS		1.0	U			1.0	U	1.0	U
Styrene	5.0	ug/l	1.0	U	1.0	U	1.0	U	NS		NS		1.0	U			1.0	U	1.0	U
Tetrachloroethene	-	ug/l	1.0	U	1.0	U	1.0	U	NS		NS		1.0	U			1.0	U	1.0	U
Toluene	5.0	ug/l	1.0	U	1.0	U	1.0	U	NS		NS		1.0	U			1.0	U	1.0	U
trans-1,2-Dichloroethene	5.0	ug/l	1.0	U	1.0	U	1.0	U	NS		NS		1.0	U			1.0	U	1.0	U
trans-1,3-Dichloropropene	0.4	ug/l	1.0	U	1.0	U	1.0	U	NS		NS		1.0	U			1.0	U	1.0	U
trans-1,4-Dichloro-2-butene	5.0	ug/l	5.0	U	5.0	U	1.0	U	NS		NS		2.5	U			2.5	U	1.0	U
Trichloroethene	5.0	ug/l	1.0	U	1.0	U	1.0	U	NS		NS		1.0	U			1.0	U	1.0	U
Trichlorofluoromethane	5.0	ug/l	1.0	U	1.0	U	1.0	U	NS		NS		1.0	U			1.0	U	1.0	U
Vinyl acetate	-	ug/l	5.0	U	5.0	U	5.0	U	NS		NS		2.0	U			2.0	U	5.0	U
Vinyl chloride	2	ug/l	1.0	U	1.0	U	1.0	U	NS		NS		1.0	U			1.0	U	1.0	U

<sup>(1)</sup> Class GA fresh groundwaters; Water Quality Standards Surface Waters and Groundwater, NYSDEC Chapter X Division of Water, Part 703.5

<sup>(2)</sup> Class C fresh surface waters; Water Quality Standards Surface Waters and Groundwater, NYSDEC Chapter X Division of Water, Part 703.5

Qualifiers: ^ Instrument related QC is outside acceptance limits

B: Analyte was detected in the associated Method Blank. NS: Not Sampled

CF6: Results confirmed by reanalysis. **Result in Bold Text: Exceeds Class GA Standard**

D: Data reported from a dilution.

D02: Dilution required due to sample matrix effects.

^ = ICV,CCV,ICB,CCB, ISA, ISB, CRI, CRA, DLCK or MRL standard: Instrument related QC is outside acceptance limits.

D08: Dilution required due to high concentration of target analyte(s)

**F1 = MS and/or MSD recovery exceeds control limits.**

F1: MS and/or MSD Recovery is outside acceptance limits

U: Not detected at the reporting limit (or MDL or EDL if shown)

Indicates the Cr (IV) results exceeds Total Chromium results therefore NA

**H - Exceeded the laboratory holding time**

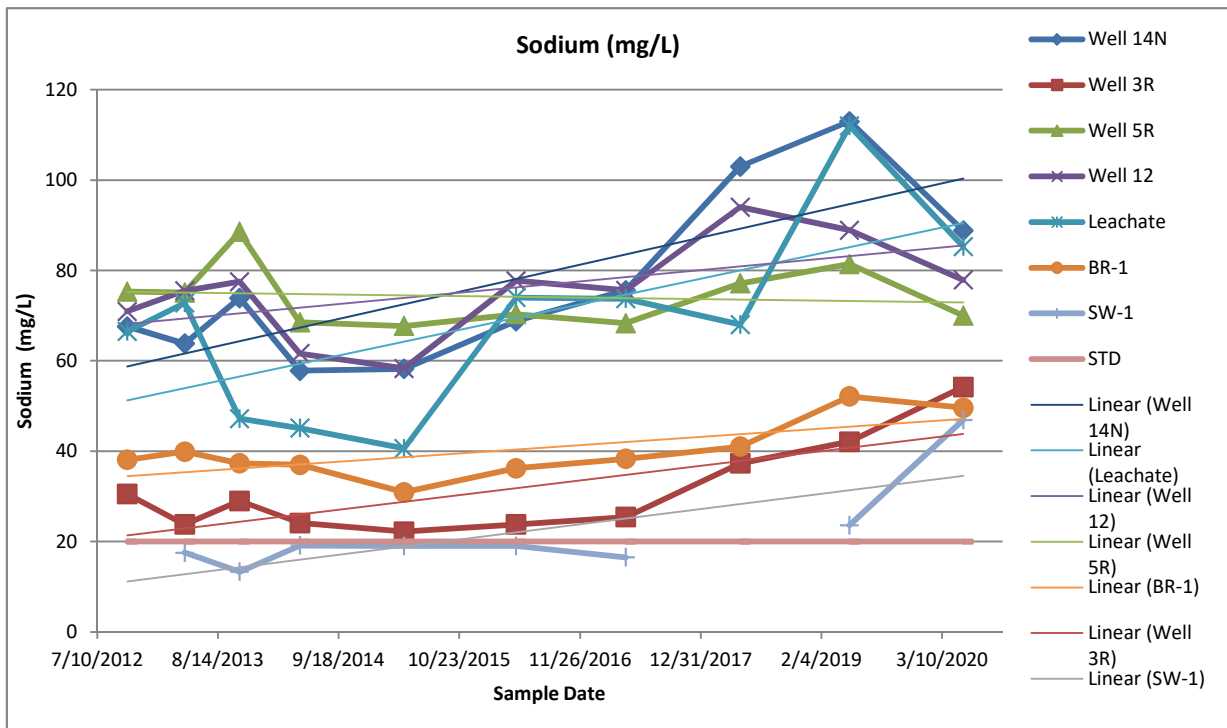
F1 MS and/or MSD recovery exceeds control limits.

## **APPENDIX B**

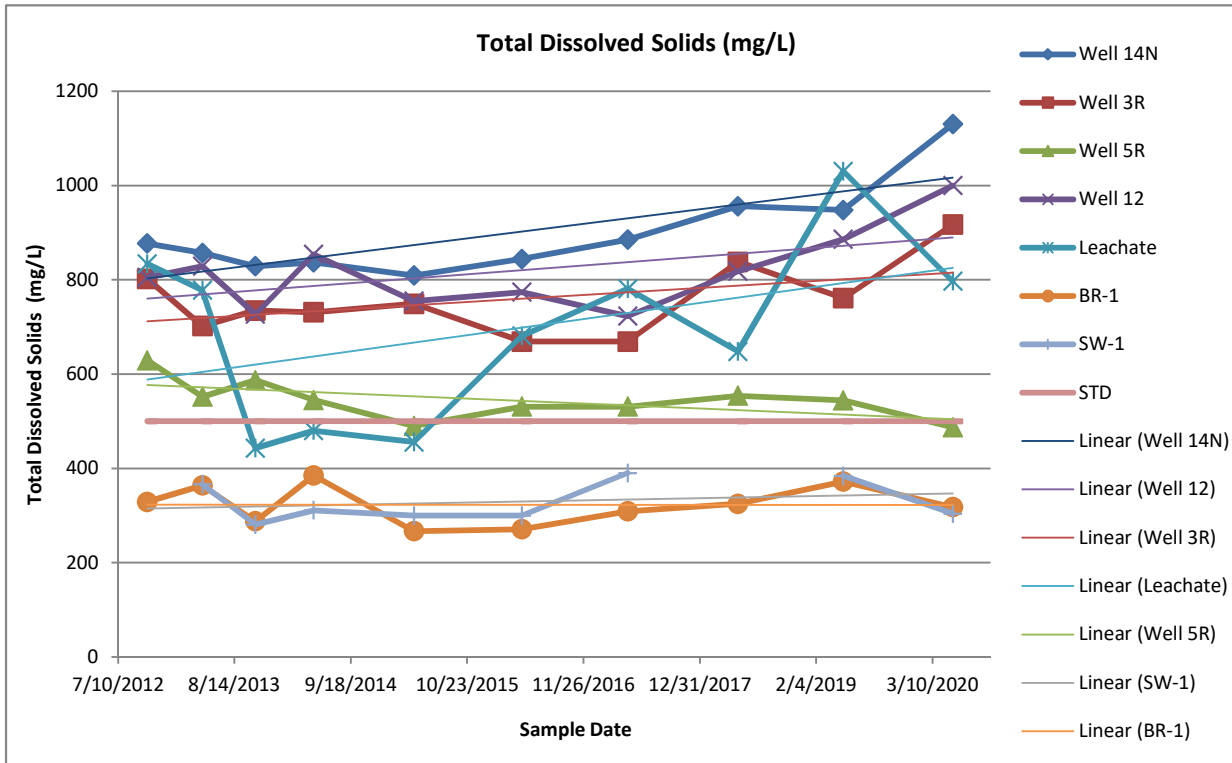
### **DATA GRAPHS AND TRENDS**



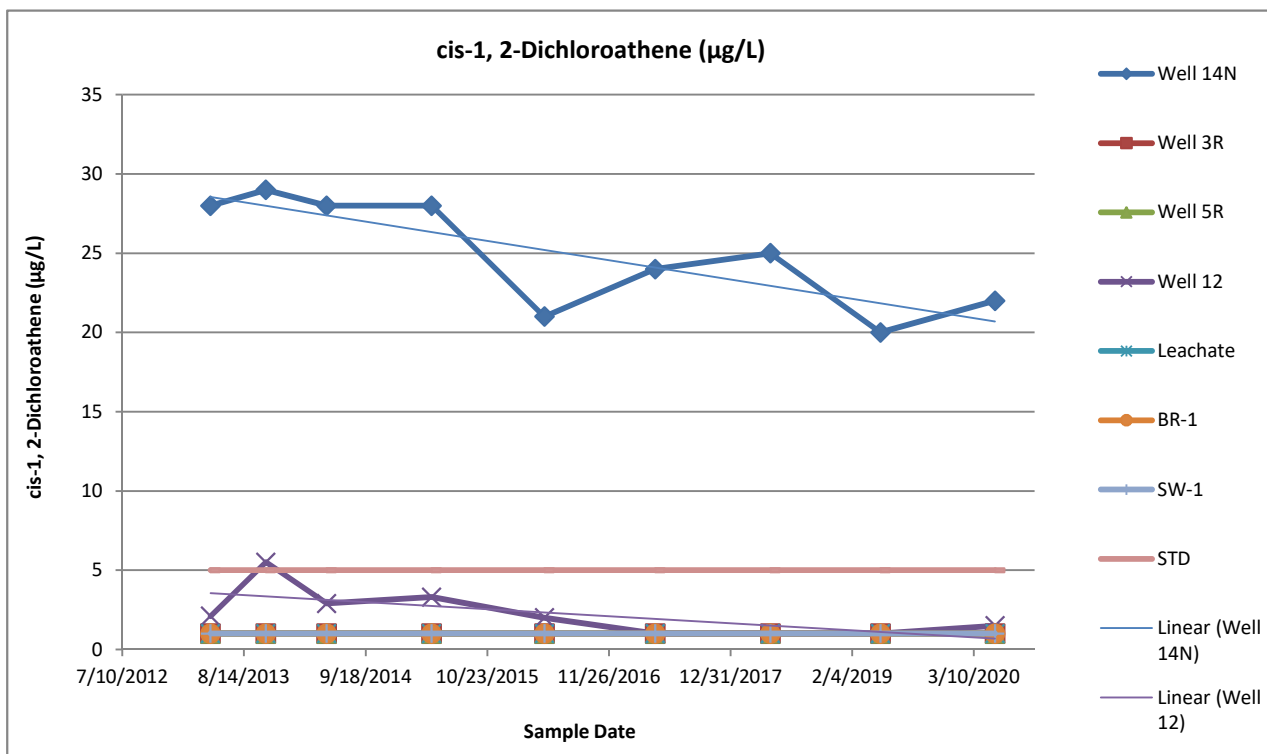
Sodium (mg/L)								
Date	Well 14N	Well 3R	Well 5R	Well 12	Leachate	BR-1	SW-1	STD
18-Oct-12	67.6	30.5	75.3	70.9	66.5	38.1		20
26-Apr-13	63.8	23.8	75.1	75.5	72.8	39.9	17.5	20
25-Oct-13	73.9	29	88.5	77.5	47.2	37.3	13.3	20
13-May-14	57.8	24.1	68.5	61.6	45.1	37	19.1	20
23-Apr-15	58.2	22.2	67.7	58.3	40.6	30.9	19	20
28-Apr-16	68.8	23.8	70.3	77.7	74	36.2	19	20
27-Apr-17	75.6	25.4	68.3	75.6	73.7	38.3	16.5	20
11-May-18	103	37.3	77.1	94	68	41		20
8-May-19	113	42.1	81.4	88.9	112	52.1	23.6	20
19-May-20	88.8	54.2	70	77.9	85.3	49.6	46.9	20
Class GA Standard: 20								



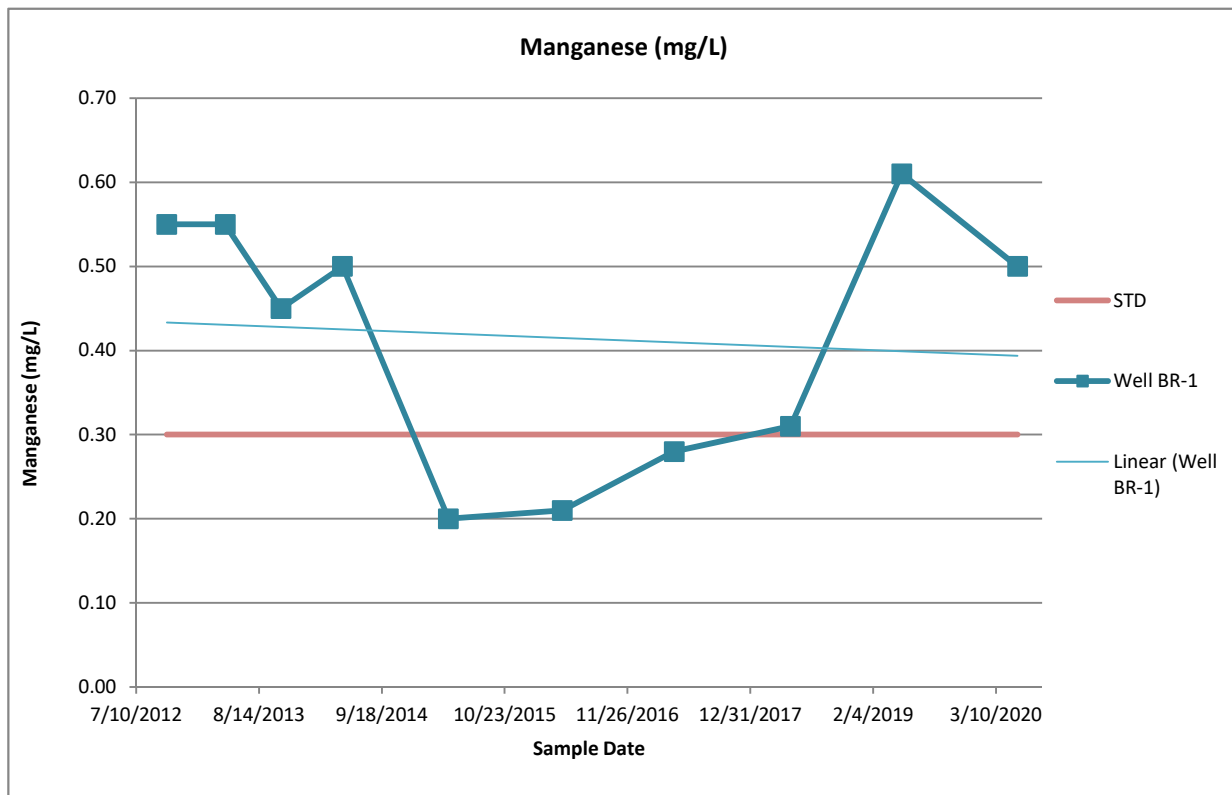
Total Dissolved Solids (mg/L)								
Date	Well 14N	Well 3R	Well 5R	Well 12	Leachate	BR-1	SW-1	STD
18-Oct-12	877	802	629	805	834		329	500
26-Apr-13	857	702	552	829	778		364	500
25-Oct-13	829	735	587	727	443		288	500
13-May-14	837	731	545	854	480		311	500
23-Apr-15	809	749	490	755	456		300	500
28-Apr-16	844	669	531	774	681		300	500
27-Apr-17	885	669	531	723	781		309	500
11-May-18	956	838	554	818	648		325	500
8-May-19	948	761	544	886	1030		372	500
19-May-20	1130	917	487	1000	797		318	500
not to exceed 500								



cis-1, 2-Dichloroathene (µg/L)								
Date	Well 14N	Well 3R	Well 5R	Well 12	Leachate	BR-1	SW-1	STD
26-Apr-13	<b>28</b>	1.0	1.0	2.1	1.0	1.0	1.0	<b>5.0</b>
25-Oct-13	<b>29</b>	1.0	1.0	<b>5.5</b>	1.0	1.0	1.0	<b>5.0</b>
13-May-14	<b>28</b>	1.0	1.0	2.9	1.0	1.0	1.0	<b>5.0</b>
23-Apr-15	<b>28</b>	1.0	1.0	3.3	1.0	1.0	1.0	<b>5.0</b>
28-Apr-16	<b>21</b>	1.0	1.0	2.0	1.0	1.0	1.0	<b>5.0</b>
27-Apr-17	<b>24</b>	1.0	1.0	1.0	1.0	1.0	1.0	<b>5.0</b>
11-May-18	<b>25</b>	1.0	1.0	1.0	1.0	1.0	1.0	<b>5.0</b>
8-May-19	<b>20</b>	1.0	1.0	1.0	1.0	1.0	1.0	<b>5.0</b>
19-May-20	<b>22</b>	1.0	1.0	1.5	1.0	1.0	1.0	<b>5.0</b>
Class GA Standard: 5								



Manganese (mg/L)		
Date	Well BR-1	STD
18-Oct-12	0.55	0.30
26-Apr-13	0.55	0.30
25-Oct-13	0.45	0.30
13-May-14	0.50	0.30
23-Apr-15	0.20	0.30
28-Apr-16	0.21	0.30
27-Apr-17	0.28	0.30
11-May-18	0.31	0.30
8-May-19	0.61	0.30
19-May-20	0.50	0.30
Class GA Standard 0.30		



## **APPENDIX C**

### **TEST AMERICA ANALYTICAL REPORT**


## ANALYTICAL REPORT

Eurofins TestAmerica, Buffalo  
10 Hazelwood Drive  
Amherst, NY 14228-2298  
Tel: (716)691-2600

Laboratory Job ID: 480-170160-1  
Client Project/Site: Witmer Road G/W

For:  
LAN Associates Inc  
88 Riberia Street  
Suite 400  
St. Augustine, Florida 32084

Attn: Mr. Chris L. Callegari



Authorized for release by:  
5/29/2020 3:50:24 PM

Joe Giacomazza, Project Management Assistant II  
[joe.giacomazza@testamericainc.com](mailto:joe.giacomazza@testamericainc.com)

Designee for

Judy Stone, Senior Project Manager  
(484)685-0868  
[judy.stone@testamericainc.com](mailto:judy.stone@testamericainc.com)

### LINKS

Review your project  
results through  
**TotalAccess**

Have a Question?



Visit us at:

[www.eurofinsus.com/Env](http://www.eurofinsus.com/Env)

*The test results in this report meet all 2003 NELAC and 2009 TNI requirements for accredited parameters, exceptions are noted in this report. This report may not be reproduced except in full, and with written approval from the laboratory. For questions please contact the Project Manager at the e-mail address or telephone number listed on this page.*

*This report has been electronically signed and authorized by the signatory. Electronic signature is intended to be the legally binding equivalent of a traditionally handwritten signature.*

*Results relate only to the items tested and the sample(s) as received by the laboratory.*



# Table of Contents

Cover Page . . . . .	1
Table of Contents . . . . .	2
Definitions/Glossary . . . . .	3
Case Narrative . . . . .	4
Detection Summary . . . . .	5
Client Sample Results . . . . .	8
Surrogate Summary . . . . .	23
QC Sample Results . . . . .	24
QC Association Summary . . . . .	32
Lab Chronicle . . . . .	35
Certification Summary . . . . .	38
Method Summary . . . . .	39
Sample Summary . . . . .	40
Chain of Custody . . . . .	41
Receipt Checklists . . . . .	42

# Definitions/Glossary

Client: LAN Associates Inc  
Project/Site: Witmer Road G/W

Job ID: 480-170160-1

## Qualifiers

### GC/MS VOA

Qualifier	Qualifier Description
*	LCS or LCSD is outside acceptance limits.
X	Surrogate recovery exceeds control limits

### Metals

Qualifier	Qualifier Description
^	ICV,CCV,ICB,CCB, ISA, ISB, CRI, CRA, DLCK or MRL standard: Instrument related QC is outside acceptance limits.

### General Chemistry

Qualifier	Qualifier Description
F1	MS and/or MSD recovery exceeds control limits.

## Glossary

Abbreviation	These commonly used abbreviations may or may not be present in this report.
α	Listed under the "D" column to designate that the result is reported on a dry weight basis
%R	Percent Recovery
CFL	Contains Free Liquid
CNF	Contains No Free Liquid
DER	Duplicate Error Ratio (normalized absolute difference)
Dil Fac	Dilution Factor
DL	Detection Limit (DoD/DOE)
DL, RA, RE, IN	Indicates a Dilution, Re-analysis, Re-extraction, or additional Initial metals/anion analysis of the sample
DLC	Decision Level Concentration (Radiochemistry)
EDL	Estimated Detection Limit (Dioxin)
LOD	Limit of Detection (DoD/DOE)
LOQ	Limit of Quantitation (DoD/DOE)
MDA	Minimum Detectable Activity (Radiochemistry)
MDC	Minimum Detectable Concentration (Radiochemistry)
MDL	Method Detection Limit
ML	Minimum Level (Dioxin)
MQL	Method Quantitation Limit
NC	Not Calculated
ND	Not Detected at the reporting limit (or MDL or EDL if shown)
PQL	Practical Quantitation Limit
QC	Quality Control
RER	Relative Error Ratio (Radiochemistry)
RL	Reporting Limit or Requested Limit (Radiochemistry)
RPD	Relative Percent Difference, a measure of the relative difference between two points
TEF	Toxicity Equivalent Factor (Dioxin)
TEQ	Toxicity Equivalent Quotient (Dioxin)



# Case Narrative

Client: LAN Associates Inc  
Project/Site: Witmer Road G/W

Job ID: 480-170160-1

---

## Job ID: 480-170160-1

---

Laboratory: Eurofins TestAmerica, Buffalo

### Narrative

---

#### Job Narrative 480-170160-1

#### Comments

No additional comments.

#### Receipt

The samples were received on 5/19/2020 2:10 PM; the samples arrived in good condition, properly preserved and, where required, on ice. The temperatures of the 2 coolers at receipt time were 2.7° C and 3.8° C.

#### GC/MS VOA

Method 8260C: Surrogate recovery for the following samples were outside the upper control limit: MW-3R (480-170160-2) and MW-5R (480-170160-5). This sample did not contain any target analytes; therefore, re-extraction and/or re-analysis was not performed.

Method 8260C: Due to the coelution of Ethyl Acetate with 2-Butanone, respectfully, in the full spike solution, these analytes exceeded control limits in the laboratory control sample (LCS) associated with batch 532681. The following samples were affected : BR-1 (480-170160-1), MW-3R (480-170160-2), MW-12 (480-170160-3), MW-14N (480-170160-4), MW-5R (480-170160-5), Leachate (480-170160-6), SW-1 (480-170160-7) and Trip Blank (480-170160-8).

No additional analytical or quality issues were noted, other than those described above or in the Definitions/Glossary page.

#### HPLC/IC

Method 300.0: The following samples were diluted to bring the concentration of target analytes within the calibration range: BR-1 (480-170160-1), MW-3R (480-170160-2), MW-12 (480-170160-3), MW-14N (480-170160-4), MW-5R (480-170160-5) and Leachate (480-170160-6). Elevated reporting limits (RLs) are provided.

No additional analytical or quality issues were noted, other than those described above or in the Definitions/Glossary page.

#### Metals

Method 6010C: The interference check standard solution (ICSA) associated with the following samples showed results for barium at a level greater than 2 times the limit of detection (LOD). It is believed that the solution contains trace impurities of this element and the results are not due to matrix interference. These results are consistent with those found by the manufacturer of the ICSA solution. BR-1 (480-170160-1), MW-3R (480-170160-2), MW-12 (480-170160-3), MW-14N (480-170160-4), MW-5R (480-170160-5), Leachate (480-170160-6), SW-1 (480-170160-7), (LCS 480-532832/2-A) and (MB 480-532832/1-A)

No additional analytical or quality issues were noted, other than those described above or in the Definitions/Glossary page.

#### General Chemistry

No analytical or quality issues were noted, other than those described in the Definitions/Glossary page.

# Detection Summary

Client: LAN Associates Inc  
Project/Site: Witmer Road G/W

Job ID: 480-170160-1

## Client Sample ID: BR-1

## Lab Sample ID: 480-170160-1

Analyte	Result	Qualifier	RL	MDL	Unit	Dil Fac	D	Method	Prep Type
Barium	0.14	^	0.0020		mg/L	1		6010C	Total/NA
Boron	0.12		0.020		mg/L	1		6010C	Total/NA
Manganese	0.50		0.0030		mg/L	1		6010C	Total/NA
Potassium	7.9		0.50		mg/L	1		6010C	Total/NA
Sodium	49.6		1.0		mg/L	1		6010C	Total/NA
Chloride	100		2.5		mg/L	5		300.0	Total/NA
Sulfate	93.5		10.0		mg/L	5		300.0	Total/NA
Chemical Oxygen Demand	14.6		10.0		mg/L	1		410.4	Total/NA
Total Dissolved Solids	318		10.0		mg/L	1		SM 2540C	Total/NA
Cr (VI)	0.025		0.010		mg/L	1		SM 3500 CR B	Total/NA
Total Organic Carbon	3.5		1.0		mg/L	1		SM 5310C	Total/NA

## Client Sample ID: MW-3R

## Lab Sample ID: 480-170160-2

Analyte	Result	Qualifier	RL	MDL	Unit	Dil Fac	D	Method	Prep Type
Barium	0.034	^	0.0020		mg/L	1		6010C	Total/NA
Boron	0.12		0.020		mg/L	1		6010C	Total/NA
Chromium	0.0065		0.0040		mg/L	1		6010C	Total/NA
Manganese	0.0034		0.0030		mg/L	1		6010C	Total/NA
Sodium	54.2		1.0		mg/L	1		6010C	Total/NA
Chloride	101		2.5		mg/L	5		300.0	Total/NA
Sulfate	207		10.0		mg/L	5		300.0	Total/NA
Total Dissolved Solids	917		10.0		mg/L	1		SM 2540C	Total/NA
Cr (VI)	0.024		0.010		mg/L	1		SM 3500 CR B	Total/NA
Total Organic Carbon	3.0		1.0		mg/L	1		SM 5310C	Total/NA

## Client Sample ID: MW-12

## Lab Sample ID: 480-170160-3

Analyte	Result	Qualifier	RL	MDL	Unit	Dil Fac	D	Method	Prep Type
cis-1,2-Dichloroethene	1.5		1.0		ug/L	1		8260C	Total/NA
Barium	0.042	^	0.0020		mg/L	1		6010C	Total/NA
Boron	0.16		0.020		mg/L	1		6010C	Total/NA
Manganese	0.20		0.0030		mg/L	1		6010C	Total/NA
Potassium	4.0		0.50		mg/L	1		6010C	Total/NA
Sodium	77.9		1.0		mg/L	1		6010C	Total/NA
Chloride	140		2.5		mg/L	5		300.0	Total/NA
Sulfate	128		10.0		mg/L	5		300.0	Total/NA
Total Dissolved Solids	1000		10.0		mg/L	1		SM 2540C	Total/NA
Cr (VI)	0.020		0.010		mg/L	1		SM 3500 CR B	Total/NA
Total Organic Carbon	2.6		1.0		mg/L	1		SM 5310C	Total/NA

## Client Sample ID: MW-14N

## Lab Sample ID: 480-170160-4

Analyte	Result	Qualifier	RL	MDL	Unit	Dil Fac	D	Method	Prep Type
cis-1,2-Dichloroethene	22		1.0		ug/L	1		8260C	Total/NA
Vinyl chloride	2.5		1.0		ug/L	1		8260C	Total/NA
Barium	0.13	^	0.0020		mg/L	1		6010C	Total/NA
Boron	0.11		0.020		mg/L	1		6010C	Total/NA
Manganese	0.17		0.0030		mg/L	1		6010C	Total/NA
Potassium	2.5		0.50		mg/L	1		6010C	Total/NA
Sodium	89.6		1.0		mg/L	1		6010C	Total/NA
Chloride	150		2.5		mg/L	5		300.0	Total/NA

This Detection Summary does not include radiochemical test results.

Eurofins TestAmerica, Buffalo

# Detection Summary

Client: LAN Associates Inc  
Project/Site: Witmer Road G/W

Job ID: 480-170160-1

## Client Sample ID: MW-14N (Continued)

Lab Sample ID: 480-170160-4

Analyte	Result	Qualifier	RL	MDL	Unit	Dil Fac	D	Method	Prep Type
Sulfate	244		10.0		mg/L	5		300.0	Total/NA
Chemical Oxygen Demand	19.7		10.0		mg/L	1		410.4	Total/NA
Total Dissolved Solids	1130		10.0		mg/L	1		SM 2540C	Total/NA
Cr (VI)	0.013		0.010		mg/L	1		SM 3500 CR B	Total/NA
Total Organic Carbon	3.2		1.0		mg/L	1		SM 5310C	Total/NA

## Client Sample ID: MW-5R

Lab Sample ID: 480-170160-5

Analyte	Result	Qualifier	RL	MDL	Unit	Dil Fac	D	Method	Prep Type
Barium	0.067	^	0.0020		mg/L	1		6010C	Total/NA
Boron	0.17		0.020		mg/L	1		6010C	Total/NA
Manganese	0.091		0.0030		mg/L	1		6010C	Total/NA
Potassium	21.7		0.50		mg/L	1		6010C	Total/NA
Sodium	70.0		1.0		mg/L	1		6010C	Total/NA
Chloride	84.0		2.5		mg/L	5		300.0	Total/NA
Sulfate	159		10.0		mg/L	5		300.0	Total/NA
Chemical Oxygen Demand	14.8		10.0		mg/L	1		410.4	Total/NA
Total Dissolved Solids	487		10.0		mg/L	1		SM 2540C	Total/NA
Cr (VI)	0.016		0.010		mg/L	1		SM 3500 CR B	Total/NA
Total Organic Carbon	6.2		1.0		mg/L	1		SM 5310C	Total/NA

## Client Sample ID: Leachate

Lab Sample ID: 480-170160-6

Analyte	Result	Qualifier	RL	MDL	Unit	Dil Fac	D	Method	Prep Type
Barium	0.094	^	0.0020		mg/L	1		6010C	Total/NA
Boron	0.44		0.020		mg/L	1		6010C	Total/NA
Chromium	0.41		0.0040		mg/L	1		6010C	Total/NA
Lead	0.017		0.010		mg/L	1		6010C	Total/NA
Manganese	0.27		0.0030		mg/L	1		6010C	Total/NA
Potassium	112		0.50		mg/L	1		6010C	Total/NA
Sodium	85.3		1.0		mg/L	1		6010C	Total/NA
Bromide	1.5		1.0		mg/L	5		300.0	Total/NA
Chloride	143		2.5		mg/L	5		300.0	Total/NA
Sulfate	172		10.0		mg/L	5		300.0	Total/NA
Chemical Oxygen Demand	16.6		10.0		mg/L	1		410.4	Total/NA
Total Dissolved Solids	797		10.0		mg/L	1		SM 2540C	Total/NA
Cr (VI)	0.046		0.010		mg/L	1		SM 3500 CR B	Total/NA
Total Organic Carbon	9.7		1.0		mg/L	1		SM 5310C	Total/NA

## Client Sample ID: SW-1

Lab Sample ID: 480-170160-7

Analyte	Result	Qualifier	RL	MDL	Unit	Dil Fac	D	Method	Prep Type
Barium	0.030	^	0.0020		mg/L	1		6010C	Total/NA
Boron	0.089		0.020		mg/L	1		6010C	Total/NA
Chromium	0.013		0.0040		mg/L	1		6010C	Total/NA
Manganese	0.30		0.0030		mg/L	1		6010C	Total/NA
Potassium	13.8		0.50		mg/L	1		6010C	Total/NA
Sodium	46.9		1.0		mg/L	1		6010C	Total/NA
Chloride	35.8		0.50		mg/L	1		300.0	Total/NA
Sulfate	18.1		2.0		mg/L	1		300.0	Total/NA
Chemical Oxygen Demand	55.5		10.0		mg/L	1		410.4	Total/NA
Total Dissolved Solids	304		10.0		mg/L	1		SM 2540C	Total/NA

This Detection Summary does not include radiochemical test results.

Eurofins TestAmerica, Buffalo

# Detection Summary

Client: LAN Associates Inc  
Project/Site: Witmer Road G/W

Job ID: 480-170160-1

## Client Sample ID: SW-1 (Continued)

Lab Sample ID: 480-170160-7

Analyte	Result	Qualifier	RL	MDL	Unit	Dil Fac	D	Method	Prep Type
Cr (VI)	0.034	F1	0.010		mg/L	1		SM 3500 CR B	Total/NA
Total Organic Carbon	19.6		1.0		mg/L	1		SM 5310C	Total/NA

## Client Sample ID: Trip Blank

Lab Sample ID: 480-170160-8

No Detections.

This Detection Summary does not include radiochemical test results.

Eurofins TestAmerica, Buffalo

1

2

3

4

5

6

7

8

9

10

11

12

13

14

15

# Client Sample Results

Client: LAN Associates Inc  
 Project/Site: Witmer Road G/W

Job ID: 480-170160-1

**Client Sample ID: BR-1**

**Lab Sample ID: 480-170160-1**

Date Collected: 05/19/20 09:40

Matrix: Water

Date Received: 05/19/20 14:10

**Method: 8260C - Volatile Organic Compounds by GC/MS**

Analyte	Result	Qualifier	RL	MDL	Unit	D	Prepared	Analyzed	Dil Fac
1,1,1,2-Tetrachloroethane	ND		1.0		ug/L			05/21/20 04:09	1
1,1,1-Trichloroethane	ND		1.0		ug/L			05/21/20 04:09	1
1,1,2,2-Tetrachloroethane	ND		1.0		ug/L			05/21/20 04:09	1
1,1,2-Trichloro-1,2,2-trifluoroethane	ND		1.0		ug/L			05/21/20 04:09	1
1,1,2-Trichloroethane	ND		1.0		ug/L			05/21/20 04:09	1
1,1-Dichloroethane	ND		1.0		ug/L			05/21/20 04:09	1
1,1-Dichloroethene	ND		1.0		ug/L			05/21/20 04:09	1
1,2,3-Trichloropropane	ND		1.0		ug/L			05/21/20 04:09	1
1,2,4-Trichlorobenzene	ND		1.0		ug/L			05/21/20 04:09	1
1,2-Dibromo-3-Chloropropane	ND		1.0		ug/L			05/21/20 04:09	1
1,2-Dibromoethane	ND		1.0		ug/L			05/21/20 04:09	1
1,2-Dichlorobenzene	ND		1.0		ug/L			05/21/20 04:09	1
1,2-Dichloroethane	ND		1.0		ug/L			05/21/20 04:09	1
1,2-Dichloropropane	ND		1.0		ug/L			05/21/20 04:09	1
1,3-Dichlorobenzene	ND		1.0		ug/L			05/21/20 04:09	1
1,4-Dichlorobenzene	ND		1.0		ug/L			05/21/20 04:09	1
2-Butanone (MEK)	ND *		10		ug/L			05/21/20 04:09	1
2-Hexanone	ND		5.0		ug/L			05/21/20 04:09	1
4-Methyl-2-pentanone (MIBK)	ND		5.0		ug/L			05/21/20 04:09	1
Acetone	ND		10		ug/L			05/21/20 04:09	1
Acetonitrile	ND		15		ug/L			05/21/20 04:09	1
Benzene	ND		1.0		ug/L			05/21/20 04:09	1
Bromochloromethane	ND		1.0		ug/L			05/21/20 04:09	1
Bromodichloromethane	ND		1.0		ug/L			05/21/20 04:09	1
Bromoform	ND		1.0		ug/L			05/21/20 04:09	1
Bromomethane	ND		1.0		ug/L			05/21/20 04:09	1
Carbon disulfide	ND		1.0		ug/L			05/21/20 04:09	1
Carbon tetrachloride	ND		1.0		ug/L			05/21/20 04:09	1
Chlorobenzene	ND		1.0		ug/L			05/21/20 04:09	1
Chloroethane	ND		1.0		ug/L			05/21/20 04:09	1
Chloroform	ND		1.0		ug/L			05/21/20 04:09	1
Chloromethane	ND		1.0		ug/L			05/21/20 04:09	1
cis-1,2-Dichloroethene	ND		1.0		ug/L			05/21/20 04:09	1
cis-1,3-Dichloropropene	ND		1.0		ug/L			05/21/20 04:09	1
Cyclohexane	ND		1.0		ug/L			05/21/20 04:09	1
Dibromochloromethane	ND		1.0		ug/L			05/21/20 04:09	1
Dibromomethane	ND		1.0		ug/L			05/21/20 04:09	1
Dichlorodifluoromethane	ND		1.0		ug/L			05/21/20 04:09	1
Ethylbenzene	ND		1.0		ug/L			05/21/20 04:09	1
Iodomethane	ND		1.0		ug/L			05/21/20 04:09	1
Isopropylbenzene	ND		1.0		ug/L			05/21/20 04:09	1
m,p-Xylene	ND		2.0		ug/L			05/21/20 04:09	1
Methyl acetate	ND		2.5		ug/L			05/21/20 04:09	1
Methylcyclohexane	ND		1.0		ug/L			05/21/20 04:09	1
Methylene Chloride	ND		1.0		ug/L			05/21/20 04:09	1
o-Xylene	ND		1.0		ug/L			05/21/20 04:09	1
Styrene	ND		1.0		ug/L			05/21/20 04:09	1
Tetrachloroethene	ND		1.0		ug/L			05/21/20 04:09	1
Toluene	ND		1.0		ug/L			05/21/20 04:09	1

# Client Sample Results

Client: LAN Associates Inc  
Project/Site: Witmer Road G/W

Job ID: 480-170160-1

**Client Sample ID: BR-1**

**Lab Sample ID: 480-170160-1**

Date Collected: 05/19/20 09:40

Matrix: Water

Date Received: 05/19/20 14:10

**Method: 8260C - Volatile Organic Compounds by GC/MS (Continued)**

Analyte	Result	Qualifier	RL	MDL	Unit	D	Prepared	Analyzed	Dil Fac
trans-1,2-Dichloroethene	ND		1.0		ug/L			05/21/20 04:09	1
trans-1,3-Dichloropropene	ND		1.0		ug/L			05/21/20 04:09	1
trans-1,4-Dichloro-2-butene	ND		1.0		ug/L			05/21/20 04:09	1
Trichloroethene	ND		1.0		ug/L			05/21/20 04:09	1
Trichlorofluoromethane	ND		1.0		ug/L			05/21/20 04:09	1
Vinyl acetate	ND		5.0		ug/L			05/21/20 04:09	1
Vinyl chloride	ND		1.0		ug/L			05/21/20 04:09	1
Xylenes, Total	ND		2.0		ug/L			05/21/20 04:09	1
<b>Surrogate</b>	<b>%Recovery</b>	<b>Qualifier</b>	<b>Limits</b>				<b>Prepared</b>	<b>Analyzed</b>	<b>Dil Fac</b>
1,2-Dichloroethane-d4 (Surr)	114		77 - 120					05/21/20 04:09	1
4-Bromofluorobenzene (Surr)	104		73 - 120					05/21/20 04:09	1
Toluene-d8 (Surr)	108		80 - 120					05/21/20 04:09	1
Dibromofluoromethane (Surr)	98		75 - 123					05/21/20 04:09	1

**Method: 6010C - Metals (ICP)**

Analyte	Result	Qualifier	RL	MDL	Unit	D	Prepared	Analyzed	Dil Fac
Arsenic	ND		0.015		mg/L		05/21/20 10:20	05/22/20 15:01	1
<b>Barium</b>	<b>0.14</b>	<b>^</b>	0.0020		mg/L		05/21/20 10:20	05/22/20 15:01	1
<b>Boron</b>	<b>0.12</b>		0.020		mg/L		05/21/20 10:20	05/22/20 15:01	1
Chromium	ND		0.0040		mg/L		05/21/20 10:20	05/22/20 15:01	1
Lead	ND		0.010		mg/L		05/21/20 10:20	05/22/20 15:01	1
<b>Manganese</b>	<b>0.50</b>		0.0030		mg/L		05/21/20 10:20	05/22/20 15:01	1
<b>Potassium</b>	<b>7.9</b>		0.50		mg/L		05/21/20 10:20	05/22/20 15:01	1
<b>Sodium</b>	<b>49.6</b>		1.0		mg/L		05/21/20 10:20	05/22/20 15:01	1
Selenium	ND		0.025		mg/L		05/21/20 10:20	05/22/20 15:01	1

**Method: 7470A - Mercury (CVAA)**

Analyte	Result	Qualifier	RL	MDL	Unit	D	Prepared	Analyzed	Dil Fac
Mercury	ND		0.00020		mg/L		05/26/20 11:46	05/26/20 14:56	1

**General Chemistry**

Analyte	Result	Qualifier	RL	MDL	Unit	D	Prepared	Analyzed	Dil Fac
Bromide	ND		1.0		mg/L			05/28/20 00:59	5
<b>Chloride</b>	<b>100</b>		2.5		mg/L			05/28/20 00:59	5
<b>Sulfate</b>	<b>93.5</b>		10.0		mg/L			05/28/20 00:59	5
<b>Chemical Oxygen Demand</b>	<b>14.6</b>		10.0		mg/L			05/20/20 18:44	1
<b>Total Dissolved Solids</b>	<b>318</b>		10.0		mg/L			05/20/20 16:08	1
<b>Cr (VI)</b>	<b>0.025</b>		0.010		mg/L			05/20/20 09:39	1
<b>Total Organic Carbon</b>	<b>3.5</b>		1.0		mg/L			05/29/20 00:22	1

**Client Sample ID: MW-3R**

**Lab Sample ID: 480-170160-2**

Date Collected: 05/19/20 11:50

Matrix: Water

Date Received: 05/19/20 14:10

**Method: 8260C - Volatile Organic Compounds by GC/MS**

Analyte	Result	Qualifier	RL	MDL	Unit	D	Prepared	Analyzed	Dil Fac
1,1,1,2-Tetrachloroethane	ND		1.0		ug/L			05/21/20 04:34	1
1,1,1-Trichloroethane	ND		1.0		ug/L			05/21/20 04:34	1
1,1,2,2-Tetrachloroethane	ND		1.0		ug/L			05/21/20 04:34	1
1,1,2-Trichloro-1,2,2-trifluoroethane	ND		1.0		ug/L			05/21/20 04:34	1

Eurofins TestAmerica, Buffalo

# Client Sample Results

Client: LAN Associates Inc  
Project/Site: Witmer Road G/W

Job ID: 480-170160-1

**Client Sample ID: MW-3R**

**Lab Sample ID: 480-170160-2**

Date Collected: 05/19/20 11:50

Matrix: Water

Date Received: 05/19/20 14:10

**Method: 8260C - Volatile Organic Compounds by GC/MS (Continued)**

Analyte	Result	Qualifier	RL	MDL	Unit	D	Prepared	Analyzed	Dil Fac
1,1,2-Trichloroethane	ND		1.0		ug/L			05/21/20 04:34	1
1,1-Dichloroethane	ND		1.0		ug/L			05/21/20 04:34	1
1,1-Dichloroethene	ND		1.0		ug/L			05/21/20 04:34	1
1,2,3-Trichloropropane	ND		1.0		ug/L			05/21/20 04:34	1
1,2,4-Trichlorobenzene	ND		1.0		ug/L			05/21/20 04:34	1
1,2-Dibromo-3-Chloropropane	ND		1.0		ug/L			05/21/20 04:34	1
1,2-Dibromoethane	ND		1.0		ug/L			05/21/20 04:34	1
1,2-Dichlorobenzene	ND		1.0		ug/L			05/21/20 04:34	1
1,2-Dichloroethane	ND		1.0		ug/L			05/21/20 04:34	1
1,2-Dichloropropane	ND		1.0		ug/L			05/21/20 04:34	1
1,3-Dichlorobenzene	ND		1.0		ug/L			05/21/20 04:34	1
1,4-Dichlorobenzene	ND		1.0		ug/L			05/21/20 04:34	1
2-Butanone (MEK)	ND	*	10		ug/L			05/21/20 04:34	1
2-Hexanone	ND		5.0		ug/L			05/21/20 04:34	1
4-Methyl-2-pentanone (MIBK)	ND		5.0		ug/L			05/21/20 04:34	1
Acetone	ND		10		ug/L			05/21/20 04:34	1
Acetonitrile	ND		15		ug/L			05/21/20 04:34	1
Benzene	ND		1.0		ug/L			05/21/20 04:34	1
Bromochloromethane	ND		1.0		ug/L			05/21/20 04:34	1
Bromodichloromethane	ND		1.0		ug/L			05/21/20 04:34	1
Bromoform	ND		1.0		ug/L			05/21/20 04:34	1
Bromomethane	ND		1.0		ug/L			05/21/20 04:34	1
Carbon disulfide	ND		1.0		ug/L			05/21/20 04:34	1
Carbon tetrachloride	ND		1.0		ug/L			05/21/20 04:34	1
Chlorobenzene	ND		1.0		ug/L			05/21/20 04:34	1
Chloroethane	ND		1.0		ug/L			05/21/20 04:34	1
Chloroform	ND		1.0		ug/L			05/21/20 04:34	1
Chloromethane	ND		1.0		ug/L			05/21/20 04:34	1
cis-1,2-Dichloroethene	ND		1.0		ug/L			05/21/20 04:34	1
cis-1,3-Dichloropropene	ND		1.0		ug/L			05/21/20 04:34	1
Cyclohexane	ND		1.0		ug/L			05/21/20 04:34	1
Dibromochloromethane	ND		1.0		ug/L			05/21/20 04:34	1
Dibromomethane	ND		1.0		ug/L			05/21/20 04:34	1
Dichlorodifluoromethane	ND		1.0		ug/L			05/21/20 04:34	1
Ethylbenzene	ND		1.0		ug/L			05/21/20 04:34	1
Iodomethane	ND		1.0		ug/L			05/21/20 04:34	1
Isopropylbenzene	ND		1.0		ug/L			05/21/20 04:34	1
m,p-Xylene	ND		2.0		ug/L			05/21/20 04:34	1
Methyl acetate	ND		2.5		ug/L			05/21/20 04:34	1
Methylcyclohexane	ND		1.0		ug/L			05/21/20 04:34	1
Methylene Chloride	ND		1.0		ug/L			05/21/20 04:34	1
o-Xylene	ND		1.0		ug/L			05/21/20 04:34	1
Styrene	ND		1.0		ug/L			05/21/20 04:34	1
Tetrachloroethene	ND		1.0		ug/L			05/21/20 04:34	1
Toluene	ND		1.0		ug/L			05/21/20 04:34	1
trans-1,2-Dichloroethene	ND		1.0		ug/L			05/21/20 04:34	1
trans-1,3-Dichloropropene	ND		1.0		ug/L			05/21/20 04:34	1
trans-1,4-Dichloro-2-butene	ND		1.0		ug/L			05/21/20 04:34	1
Trichloroethene	ND		1.0		ug/L			05/21/20 04:34	1

# Client Sample Results

Client: LAN Associates Inc  
Project/Site: Witmer Road G/W

Job ID: 480-170160-1

**Client Sample ID: MW-3R**  
Date Collected: 05/19/20 11:50  
Date Received: 05/19/20 14:10

**Lab Sample ID: 480-170160-2**  
Matrix: Water

**Method: 8260C - Volatile Organic Compounds by GC/MS (Continued)**

Analyte	Result	Qualifier	RL	MDL	Unit	D	Prepared	Analyzed	Dil Fac
Trichlorofluoromethane	ND		1.0		ug/L			05/21/20 04:34	1
Vinyl acetate	ND		5.0		ug/L			05/21/20 04:34	1
Vinyl chloride	ND		1.0		ug/L			05/21/20 04:34	1
Xylenes, Total	ND		2.0		ug/L			05/21/20 04:34	1
Surrogate	%Recovery	Qualifier	Limits				Prepared	Analyzed	Dil Fac
1,2-Dichloroethane-d4 (Surr)	121	X	77 - 120					05/21/20 04:34	1
4-Bromofluorobenzene (Surr)	100		73 - 120					05/21/20 04:34	1
Toluene-d8 (Surr)	104		80 - 120					05/21/20 04:34	1
Dibromofluoromethane (Surr)	109		75 - 123					05/21/20 04:34	1

**Method: 6010C - Metals (ICP)**

Analyte	Result	Qualifier	RL	MDL	Unit	D	Prepared	Analyzed	Dil Fac
Arsenic	ND		0.015		mg/L		05/21/20 10:20	05/22/20 15:04	1
Barium	0.034	^	0.0020		mg/L		05/21/20 10:20	05/22/20 15:04	1
Boron	0.12		0.020		mg/L		05/21/20 10:20	05/22/20 15:04	1
Chromium	0.0065		0.0040		mg/L		05/21/20 10:20	05/22/20 15:04	1
Lead	ND		0.010		mg/L		05/21/20 10:20	05/22/20 15:04	1
Manganese	0.0034		0.0030		mg/L		05/21/20 10:20	05/22/20 15:04	1
Potassium	ND		0.50		mg/L		05/21/20 10:20	05/22/20 15:04	1
Sodium	54.2		1.0		mg/L		05/21/20 10:20	05/22/20 15:04	1
Selenium	ND		0.025		mg/L		05/21/20 10:20	05/22/20 15:04	1

**Method: 7470A - Mercury (CVAA)**

Analyte	Result	Qualifier	RL	MDL	Unit	D	Prepared	Analyzed	Dil Fac
Mercury	ND		0.00020		mg/L		05/26/20 11:46	05/26/20 14:57	1

**General Chemistry**

Analyte	Result	Qualifier	RL	MDL	Unit	D	Prepared	Analyzed	Dil Fac
Bromide	ND		1.0		mg/L			05/28/20 01:13	5
Chloride	101		2.5		mg/L			05/28/20 01:13	5
Sulfate	207		10.0		mg/L			05/28/20 01:13	5
Chemical Oxygen Demand	ND		10.0		mg/L			05/20/20 18:44	1
Total Dissolved Solids	917		10.0		mg/L			05/20/20 16:30	1
Cr (VI)	0.024		0.010		mg/L			05/20/20 09:39	1
Total Organic Carbon	3.0		1.0		mg/L			05/29/20 00:37	1

**Client Sample ID: MW-12**  
Date Collected: 05/19/20 12:50  
Date Received: 05/19/20 14:10

**Lab Sample ID: 480-170160-3**  
Matrix: Water

**Method: 8260C - Volatile Organic Compounds by GC/MS**

Analyte	Result	Qualifier	RL	MDL	Unit	D	Prepared	Analyzed	Dil Fac
1,1,1,2-Tetrachloroethane	ND		1.0		ug/L			05/21/20 04:58	1
1,1,1-Trichloroethane	ND		1.0		ug/L			05/21/20 04:58	1
1,1,2,2-Tetrachloroethane	ND		1.0		ug/L			05/21/20 04:58	1
1,1,2-Trichloro-1,2,2-trifluoroethane	ND		1.0		ug/L			05/21/20 04:58	1
1,1,2-Trichloroethane	ND		1.0		ug/L			05/21/20 04:58	1
1,1-Dichloroethane	ND		1.0		ug/L			05/21/20 04:58	1
1,1-Dichloroethene	ND		1.0		ug/L			05/21/20 04:58	1
1,2,3-Trichloropropane	ND		1.0		ug/L			05/21/20 04:58	1

Eurofins TestAmerica, Buffalo



# Client Sample Results

Client: LAN Associates Inc  
Project/Site: Witmer Road G/W

Job ID: 480-170160-1

**Client Sample ID: MW-12**

**Lab Sample ID: 480-170160-3**

Date Collected: 05/19/20 12:50

Matrix: Water

Date Received: 05/19/20 14:10

**Method: 8260C - Volatile Organic Compounds by GC/MS (Continued)**

Analyte	Result	Qualifier	RL	MDL	Unit	D	Prepared	Analyzed	Dil Fac
1,2,4-Trichlorobenzene	ND		1.0		ug/L			05/21/20 04:58	1
1,2-Dibromo-3-Chloropropane	ND		1.0		ug/L			05/21/20 04:58	1
1,2-Dibromoethane	ND		1.0		ug/L			05/21/20 04:58	1
1,2-Dichlorobenzene	ND		1.0		ug/L			05/21/20 04:58	1
1,2-Dichloroethane	ND		1.0		ug/L			05/21/20 04:58	1
1,2-Dichloropropane	ND		1.0		ug/L			05/21/20 04:58	1
1,3-Dichlorobenzene	ND		1.0		ug/L			05/21/20 04:58	1
1,4-Dichlorobenzene	ND		1.0		ug/L			05/21/20 04:58	1
2-Butanone (MEK)	ND	*	10		ug/L			05/21/20 04:58	1
2-Hexanone	ND		5.0		ug/L			05/21/20 04:58	1
4-Methyl-2-pentanone (MIBK)	ND		5.0		ug/L			05/21/20 04:58	1
Acetone	ND		10		ug/L			05/21/20 04:58	1
Acetonitrile	ND		15		ug/L			05/21/20 04:58	1
Benzene	ND		1.0		ug/L			05/21/20 04:58	1
Bromochloromethane	ND		1.0		ug/L			05/21/20 04:58	1
Bromodichloromethane	ND		1.0		ug/L			05/21/20 04:58	1
Bromoform	ND		1.0		ug/L			05/21/20 04:58	1
Bromomethane	ND		1.0		ug/L			05/21/20 04:58	1
Carbon disulfide	ND		1.0		ug/L			05/21/20 04:58	1
Carbon tetrachloride	ND		1.0		ug/L			05/21/20 04:58	1
Chlorobenzene	ND		1.0		ug/L			05/21/20 04:58	1
Chloroethane	ND		1.0		ug/L			05/21/20 04:58	1
Chloroform	ND		1.0		ug/L			05/21/20 04:58	1
Chloromethane	ND		1.0		ug/L			05/21/20 04:58	1
<b>cis-1,2-Dichloroethene</b>	<b>1.5</b>		1.0		ug/L			05/21/20 04:58	1
cis-1,3-Dichloropropene	ND		1.0		ug/L			05/21/20 04:58	1
Cyclohexane	ND		1.0		ug/L			05/21/20 04:58	1
Dibromochloromethane	ND		1.0		ug/L			05/21/20 04:58	1
Dibromomethane	ND		1.0		ug/L			05/21/20 04:58	1
Dichlorodifluoromethane	ND		1.0		ug/L			05/21/20 04:58	1
Ethylbenzene	ND		1.0		ug/L			05/21/20 04:58	1
Iodomethane	ND		1.0		ug/L			05/21/20 04:58	1
Isopropylbenzene	ND		1.0		ug/L			05/21/20 04:58	1
m,p-Xylene	ND		2.0		ug/L			05/21/20 04:58	1
Methyl acetate	ND		2.5		ug/L			05/21/20 04:58	1
Methylcyclohexane	ND		1.0		ug/L			05/21/20 04:58	1
Methylene Chloride	ND		1.0		ug/L			05/21/20 04:58	1
o-Xylene	ND		1.0		ug/L			05/21/20 04:58	1
Styrene	ND		1.0		ug/L			05/21/20 04:58	1
Tetrachloroethene	ND		1.0		ug/L			05/21/20 04:58	1
Toluene	ND		1.0		ug/L			05/21/20 04:58	1
trans-1,2-Dichloroethene	ND		1.0		ug/L			05/21/20 04:58	1
trans-1,3-Dichloropropene	ND		1.0		ug/L			05/21/20 04:58	1
trans-1,4-Dichloro-2-butene	ND		1.0		ug/L			05/21/20 04:58	1
Trichloroethene	ND		1.0		ug/L			05/21/20 04:58	1
Trichlorofluoromethane	ND		1.0		ug/L			05/21/20 04:58	1
Vinyl acetate	ND		5.0		ug/L			05/21/20 04:58	1
Vinyl chloride	ND		1.0		ug/L			05/21/20 04:58	1
Xylenes, Total	ND		2.0		ug/L			05/21/20 04:58	1

# Client Sample Results

Client: LAN Associates Inc  
Project/Site: Witmer Road G/W

Job ID: 480-170160-1

**Client Sample ID: MW-12**

**Lab Sample ID: 480-170160-3**

Date Collected: 05/19/20 12:50

Matrix: Water

Date Received: 05/19/20 14:10

Surrogate	%Recovery	Qualifier	Limits	Prepared	Analyzed	Dil Fac
1,2-Dichloroethane-d4 (Surr)	116		77 - 120		05/21/20 04:58	1
4-Bromofluorobenzene (Surr)	110		73 - 120		05/21/20 04:58	1
Toluene-d8 (Surr)	114		80 - 120		05/21/20 04:58	1
Dibromofluoromethane (Surr)	105		75 - 123		05/21/20 04:58	1

**Method: 6010C - Metals (ICP)**

Analyte	Result	Qualifier	RL	MDL	Unit	D	Prepared	Analyzed	Dil Fac
Arsenic	ND		0.015		mg/L		05/21/20 10:20	05/22/20 15:08	1
Barium	0.042	^	0.0020		mg/L		05/21/20 10:20	05/22/20 15:08	1
Boron	0.16		0.020		mg/L		05/21/20 10:20	05/22/20 15:08	1
Chromium	ND		0.0040		mg/L		05/21/20 10:20	05/22/20 15:08	1
Lead	ND		0.010		mg/L		05/21/20 10:20	05/22/20 15:08	1
Manganese	0.20		0.0030		mg/L		05/21/20 10:20	05/22/20 15:08	1
Potassium	4.0		0.50		mg/L		05/21/20 10:20	05/22/20 15:08	1
Sodium	77.9		1.0		mg/L		05/21/20 10:20	05/22/20 15:08	1
Selenium	ND		0.025		mg/L		05/21/20 10:20	05/22/20 15:08	1

**Method: 7470A - Mercury (CVAA)**

Analyte	Result	Qualifier	RL	MDL	Unit	D	Prepared	Analyzed	Dil Fac
Mercury	ND		0.00020		mg/L		05/26/20 11:46	05/26/20 14:59	1

**General Chemistry**

Analyte	Result	Qualifier	RL	MDL	Unit	D	Prepared	Analyzed	Dil Fac
Bromide	ND		1.0		mg/L			05/28/20 01:28	5
Chloride	140		2.5		mg/L			05/28/20 01:28	5
Sulfate	128		10.0		mg/L			05/28/20 01:28	5
Chemical Oxygen Demand	ND		10.0		mg/L			05/20/20 18:44	1
Total Dissolved Solids	1000		10.0		mg/L			05/20/20 16:08	1
Cr (VI)	0.020		0.010		mg/L			05/20/20 09:39	1
Total Organic Carbon	2.6		1.0		mg/L			05/29/20 00:53	1

**Client Sample ID: MW-14N**

**Lab Sample ID: 480-170160-4**

Date Collected: 05/19/20 11:10

Matrix: Water

Date Received: 05/19/20 14:10

**Method: 8260C - Volatile Organic Compounds by GC/MS**

Analyte	Result	Qualifier	RL	MDL	Unit	D	Prepared	Analyzed	Dil Fac
1,1,1,2-Tetrachloroethane	ND		1.0		ug/L			05/21/20 05:23	1
1,1,1-Trichloroethane	ND		1.0		ug/L			05/21/20 05:23	1
1,1,2,2-Tetrachloroethane	ND		1.0		ug/L			05/21/20 05:23	1
1,1,2-Trichloro-1,2,2-trifluoroethane	ND		1.0		ug/L			05/21/20 05:23	1
1,1,2-Trichloroethane	ND		1.0		ug/L			05/21/20 05:23	1
1,1-Dichloroethane	ND		1.0		ug/L			05/21/20 05:23	1
1,1-Dichloroethene	ND		1.0		ug/L			05/21/20 05:23	1
1,2,3-Trichloropropane	ND		1.0		ug/L			05/21/20 05:23	1
1,2,4-Trichlorobenzene	ND		1.0		ug/L			05/21/20 05:23	1
1,2-Dibromo-3-Chloropropane	ND		1.0		ug/L			05/21/20 05:23	1
1,2-Dibromoethane	ND		1.0		ug/L			05/21/20 05:23	1
1,2-Dichlorobenzene	ND		1.0		ug/L			05/21/20 05:23	1
1,2-Dichloroethane	ND		1.0		ug/L			05/21/20 05:23	1
1,2-Dichloropropane	ND		1.0		ug/L			05/21/20 05:23	1

Eurofins TestAmerica, Buffalo

# Client Sample Results

Client: LAN Associates Inc  
Project/Site: Witmer Road G/W

Job ID: 480-170160-1

**Client Sample ID: MW-14N**

**Lab Sample ID: 480-170160-4**

Date Collected: 05/19/20 11:10

Matrix: Water

Date Received: 05/19/20 14:10

**Method: 8260C - Volatile Organic Compounds by GC/MS (Continued)**

Analyte	Result	Qualifier	RL	MDL	Unit	D	Prepared	Analyzed	Dil Fac
1,3-Dichlorobenzene	ND		1.0		ug/L			05/21/20 05:23	1
1,4-Dichlorobenzene	ND		1.0		ug/L			05/21/20 05:23	1
2-Butanone (MEK)	ND	*	10		ug/L			05/21/20 05:23	1
2-Hexanone	ND		5.0		ug/L			05/21/20 05:23	1
4-Methyl-2-pentanone (MIBK)	ND		5.0		ug/L			05/21/20 05:23	1
Acetone	ND		10		ug/L			05/21/20 05:23	1
Acetonitrile	ND		15		ug/L			05/21/20 05:23	1
Benzene	ND		1.0		ug/L			05/21/20 05:23	1
Bromochloromethane	ND		1.0		ug/L			05/21/20 05:23	1
Bromodichloromethane	ND		1.0		ug/L			05/21/20 05:23	1
Bromoform	ND		1.0		ug/L			05/21/20 05:23	1
Bromomethane	ND		1.0		ug/L			05/21/20 05:23	1
Carbon disulfide	ND		1.0		ug/L			05/21/20 05:23	1
Carbon tetrachloride	ND		1.0		ug/L			05/21/20 05:23	1
Chlorobenzene	ND		1.0		ug/L			05/21/20 05:23	1
Chloroethane	ND		1.0		ug/L			05/21/20 05:23	1
Chloroform	ND		1.0		ug/L			05/21/20 05:23	1
Chloromethane	ND		1.0		ug/L			05/21/20 05:23	1
<b>cis-1,2-Dichloroethene</b>	<b>22</b>		1.0		ug/L			05/21/20 05:23	1
cis-1,3-Dichloropropene	ND		1.0		ug/L			05/21/20 05:23	1
Cyclohexane	ND		1.0		ug/L			05/21/20 05:23	1
Dibromochloromethane	ND		1.0		ug/L			05/21/20 05:23	1
Dibromomethane	ND		1.0		ug/L			05/21/20 05:23	1
Dichlorodifluoromethane	ND		1.0		ug/L			05/21/20 05:23	1
Ethylbenzene	ND		1.0		ug/L			05/21/20 05:23	1
Iodomethane	ND		1.0		ug/L			05/21/20 05:23	1
Isopropylbenzene	ND		1.0		ug/L			05/21/20 05:23	1
m,p-Xylene	ND		2.0		ug/L			05/21/20 05:23	1
Methyl acetate	ND		2.5		ug/L			05/21/20 05:23	1
Methylcyclohexane	ND		1.0		ug/L			05/21/20 05:23	1
Methylene Chloride	ND		1.0		ug/L			05/21/20 05:23	1
o-Xylene	ND		1.0		ug/L			05/21/20 05:23	1
Styrene	ND		1.0		ug/L			05/21/20 05:23	1
Tetrachloroethene	ND		1.0		ug/L			05/21/20 05:23	1
Toluene	ND		1.0		ug/L			05/21/20 05:23	1
trans-1,2-Dichloroethene	ND		1.0		ug/L			05/21/20 05:23	1
trans-1,3-Dichloropropene	ND		1.0		ug/L			05/21/20 05:23	1
trans-1,4-Dichloro-2-butene	ND		1.0		ug/L			05/21/20 05:23	1
Trichloroethene	ND		1.0		ug/L			05/21/20 05:23	1
Trichlorofluoromethane	ND		1.0		ug/L			05/21/20 05:23	1
Vinyl acetate	ND		5.0		ug/L			05/21/20 05:23	1
<b>Vinyl chloride</b>	<b>2.5</b>		1.0		ug/L			05/21/20 05:23	1
Xylenes, Total	ND		2.0		ug/L			05/21/20 05:23	1

Surrogate	%Recovery	Qualifier	Limits	Prepared	Analyzed	Dil Fac
1,2-Dichloroethane-d4 (Surr)	119		77 - 120		05/21/20 05:23	1
4-Bromofluorobenzene (Surr)	100		73 - 120		05/21/20 05:23	1
Toluene-d8 (Surr)	105		80 - 120		05/21/20 05:23	1
Dibromofluoromethane (Surr)	108		75 - 123		05/21/20 05:23	1

Eurofins TestAmerica, Buffalo

# Client Sample Results

Client: LAN Associates Inc  
Project/Site: Witmer Road G/W

Job ID: 480-170160-1

**Client Sample ID: MW-14N**

**Lab Sample ID: 480-170160-4**

Date Collected: 05/19/20 11:10

Matrix: Water

Date Received: 05/19/20 14:10

**Method: 6010C - Metals (ICP)**

Analyte	Result	Qualifier	RL	MDL	Unit	D	Prepared	Analyzed	Dil Fac
Arsenic	ND		0.015		mg/L		05/21/20 10:20	05/22/20 15:12	1
Barium	0.13	^	0.0020		mg/L		05/21/20 10:20	05/22/20 15:12	1
Boron	0.11		0.020		mg/L		05/21/20 10:20	05/22/20 15:12	1
Chromium	ND		0.0040		mg/L		05/21/20 10:20	05/22/20 15:12	1
Lead	ND		0.010		mg/L		05/21/20 10:20	05/22/20 15:12	1
Manganese	0.17		0.0030		mg/L		05/21/20 10:20	05/22/20 15:12	1
Potassium	2.5		0.50		mg/L		05/21/20 10:20	05/22/20 15:12	1
Sodium	89.6		1.0		mg/L		05/21/20 10:20	05/22/20 15:12	1
Selenium	ND		0.025		mg/L		05/21/20 10:20	05/22/20 15:12	1

**Method: 7470A - Mercury (CVAA)**

Analyte	Result	Qualifier	RL	MDL	Unit	D	Prepared	Analyzed	Dil Fac
Mercury	ND		0.00020		mg/L		05/26/20 11:46	05/26/20 15:00	1

**General Chemistry**

Analyte	Result	Qualifier	RL	MDL	Unit	D	Prepared	Analyzed	Dil Fac
Bromide	ND		1.0		mg/L			05/28/20 01:43	5
Chloride	150		2.5		mg/L			05/28/20 01:43	5
Sulfate	244		10.0		mg/L			05/28/20 01:43	5
Chemical Oxygen Demand	19.7		10.0		mg/L			05/20/20 18:44	1
Total Dissolved Solids	1130		10.0		mg/L			05/20/20 16:08	1
Cr (VI)	0.013		0.010		mg/L			05/20/20 09:39	1
Total Organic Carbon	3.2		1.0		mg/L			05/29/20 01:08	1

**Client Sample ID: MW-5R**

**Lab Sample ID: 480-170160-5**

Date Collected: 05/19/20 10:25

Matrix: Water

Date Received: 05/19/20 14:10

**Method: 8260C - Volatile Organic Compounds by GC/MS**

Analyte	Result	Qualifier	RL	MDL	Unit	D	Prepared	Analyzed	Dil Fac
1,1,1,2-Tetrachloroethane	ND		1.0		ug/L			05/21/20 05:48	1
1,1,1-Trichloroethane	ND		1.0		ug/L			05/21/20 05:48	1
1,1,2,2-Tetrachloroethane	ND		1.0		ug/L			05/21/20 05:48	1
1,1,2-Trichloro-1,2,2-trifluoroethane	ND		1.0		ug/L			05/21/20 05:48	1
1,1,2-Trichloroethane	ND		1.0		ug/L			05/21/20 05:48	1
1,1-Dichloroethane	ND		1.0		ug/L			05/21/20 05:48	1
1,1-Dichloroethene	ND		1.0		ug/L			05/21/20 05:48	1
1,2,3-Trichloropropane	ND		1.0		ug/L			05/21/20 05:48	1
1,2,4-Trichlorobenzene	ND		1.0		ug/L			05/21/20 05:48	1
1,2-Dibromo-3-Chloropropane	ND		1.0		ug/L			05/21/20 05:48	1
1,2-Dibromoethane	ND		1.0		ug/L			05/21/20 05:48	1
1,2-Dichlorobenzene	ND		1.0		ug/L			05/21/20 05:48	1
1,2-Dichloroethane	ND		1.0		ug/L			05/21/20 05:48	1
1,2-Dichloropropane	ND		1.0		ug/L			05/21/20 05:48	1
1,3-Dichlorobenzene	ND		1.0		ug/L			05/21/20 05:48	1
1,4-Dichlorobenzene	ND		1.0		ug/L			05/21/20 05:48	1
2-Butanone (MEK)	ND	*	10		ug/L			05/21/20 05:48	1
2-Hexanone	ND		5.0		ug/L			05/21/20 05:48	1
4-Methyl-2-pentanone (MIBK)	ND		5.0		ug/L			05/21/20 05:48	1
Acetone	ND		10		ug/L			05/21/20 05:48	1

Eurofins TestAmerica, Buffalo

# Client Sample Results

Client: LAN Associates Inc  
Project/Site: Witmer Road G/W

Job ID: 480-170160-1

**Client Sample ID: MW-5R**

**Lab Sample ID: 480-170160-5**

Date Collected: 05/19/20 10:25

Matrix: Water

Date Received: 05/19/20 14:10

**Method: 8260C - Volatile Organic Compounds by GC/MS (Continued)**

Analyte	Result	Qualifier	RL	MDL	Unit	D	Prepared	Analyzed	Dil Fac
Acetonitrile	ND		15		ug/L			05/21/20 05:48	1
Benzene	ND		1.0		ug/L			05/21/20 05:48	1
Bromochloromethane	ND		1.0		ug/L			05/21/20 05:48	1
Bromodichloromethane	ND		1.0		ug/L			05/21/20 05:48	1
Bromoform	ND		1.0		ug/L			05/21/20 05:48	1
Bromomethane	ND		1.0		ug/L			05/21/20 05:48	1
Carbon disulfide	ND		1.0		ug/L			05/21/20 05:48	1
Carbon tetrachloride	ND		1.0		ug/L			05/21/20 05:48	1
Chlorobenzene	ND		1.0		ug/L			05/21/20 05:48	1
Chloroethane	ND		1.0		ug/L			05/21/20 05:48	1
Chloroform	ND		1.0		ug/L			05/21/20 05:48	1
Chloromethane	ND		1.0		ug/L			05/21/20 05:48	1
cis-1,2-Dichloroethene	ND		1.0		ug/L			05/21/20 05:48	1
cis-1,3-Dichloropropene	ND		1.0		ug/L			05/21/20 05:48	1
Cyclohexane	ND		1.0		ug/L			05/21/20 05:48	1
Dibromochloromethane	ND		1.0		ug/L			05/21/20 05:48	1
Dibromomethane	ND		1.0		ug/L			05/21/20 05:48	1
Dichlorodifluoromethane	ND		1.0		ug/L			05/21/20 05:48	1
Ethylbenzene	ND		1.0		ug/L			05/21/20 05:48	1
Iodomethane	ND		1.0		ug/L			05/21/20 05:48	1
Isopropylbenzene	ND		1.0		ug/L			05/21/20 05:48	1
m,p-Xylene	ND		2.0		ug/L			05/21/20 05:48	1
Methyl acetate	ND		2.5		ug/L			05/21/20 05:48	1
Methylcyclohexane	ND		1.0		ug/L			05/21/20 05:48	1
Methylene Chloride	ND		1.0		ug/L			05/21/20 05:48	1
o-Xylene	ND		1.0		ug/L			05/21/20 05:48	1
Styrene	ND		1.0		ug/L			05/21/20 05:48	1
Tetrachloroethene	ND		1.0		ug/L			05/21/20 05:48	1
Toluene	ND		1.0		ug/L			05/21/20 05:48	1
trans-1,2-Dichloroethene	ND		1.0		ug/L			05/21/20 05:48	1
trans-1,3-Dichloropropene	ND		1.0		ug/L			05/21/20 05:48	1
trans-1,4-Dichloro-2-butene	ND		1.0		ug/L			05/21/20 05:48	1
Trichloroethene	ND		1.0		ug/L			05/21/20 05:48	1
Trichlorofluoromethane	ND		1.0		ug/L			05/21/20 05:48	1
Vinyl acetate	ND		5.0		ug/L			05/21/20 05:48	1
Vinyl chloride	ND		1.0		ug/L			05/21/20 05:48	1
Xylenes, Total	ND		2.0		ug/L			05/21/20 05:48	1

Surrogate	%Recovery	Qualifier	Limits	Prepared	Analyzed	Dil Fac
1,2-Dichloroethane-d4 (Surr)	121	X	77 - 120		05/21/20 05:48	1
4-Bromofluorobenzene (Surr)	100		73 - 120		05/21/20 05:48	1
Toluene-d8 (Surr)	108		80 - 120		05/21/20 05:48	1
Dibromofluoromethane (Surr)	108		75 - 123		05/21/20 05:48	1

**Method: 6010C - Metals (ICP)**

Analyte	Result	Qualifier	RL	MDL	Unit	D	Prepared	Analyzed	Dil Fac
Arsenic	ND		0.015		mg/L		05/21/20 10:20	05/22/20 15:15	1
Barium	0.067	^	0.0020		mg/L		05/21/20 10:20	05/22/20 15:15	1
Boron	0.17		0.020		mg/L		05/21/20 10:20	05/22/20 15:15	1
Chromium	ND		0.0040		mg/L		05/21/20 10:20	05/22/20 15:15	1

Eurofins TestAmerica, Buffalo

# Client Sample Results

Client: LAN Associates Inc  
Project/Site: Witmer Road G/W

Job ID: 480-170160-1

**Client Sample ID: MW-5R**

**Lab Sample ID: 480-170160-5**

Date Collected: 05/19/20 10:25

Matrix: Water

Date Received: 05/19/20 14:10

**Method: 6010C - Metals (ICP) (Continued)**

Analyte	Result	Qualifier	RL	MDL	Unit	D	Prepared	Analyzed	Dil Fac
Lead	ND		0.010		mg/L		05/21/20 10:20	05/22/20 15:15	1
<b>Manganese</b>	<b>0.091</b>		0.0030		mg/L		05/21/20 10:20	05/22/20 15:15	1
<b>Potassium</b>	<b>21.7</b>		0.50		mg/L		05/21/20 10:20	05/22/20 15:15	1
<b>Sodium</b>	<b>70.0</b>		1.0		mg/L		05/21/20 10:20	05/22/20 15:15	1
Selenium	ND		0.025		mg/L		05/21/20 10:20	05/22/20 15:15	1

**Method: 7470A - Mercury (CVAA)**

Analyte	Result	Qualifier	RL	MDL	Unit	D	Prepared	Analyzed	Dil Fac
Mercury	ND		0.00020		mg/L		05/26/20 11:46	05/26/20 15:04	1

**General Chemistry**

Analyte	Result	Qualifier	RL	MDL	Unit	D	Prepared	Analyzed	Dil Fac
Bromide	ND		1.0		mg/L			05/28/20 01:57	5
<b>Chloride</b>	<b>84.0</b>		2.5		mg/L			05/28/20 01:57	5
<b>Sulfate</b>	<b>159</b>		10.0		mg/L			05/28/20 01:57	5
<b>Chemical Oxygen Demand</b>	<b>14.8</b>		10.0		mg/L			05/20/20 18:44	1
<b>Total Dissolved Solids</b>	<b>487</b>		10.0		mg/L			05/20/20 16:08	1
<b>Cr (VI)</b>	<b>0.016</b>		0.010		mg/L			05/20/20 09:39	1
<b>Total Organic Carbon</b>	<b>6.2</b>		1.0		mg/L			05/29/20 01:23	1

**Client Sample ID: Leachate**

**Lab Sample ID: 480-170160-6**

Date Collected: 05/19/20 12:10

Matrix: Water

Date Received: 05/19/20 14:10

**Method: 8260C - Volatile Organic Compounds by GC/MS**

Analyte	Result	Qualifier	RL	MDL	Unit	D	Prepared	Analyzed	Dil Fac
1,1,1,2-Tetrachloroethane	ND		1.0		ug/L			05/21/20 06:13	1
1,1,1-Trichloroethane	ND		1.0		ug/L			05/21/20 06:13	1
1,1,2,2-Tetrachloroethane	ND		1.0		ug/L			05/21/20 06:13	1
1,1,2-Trichloro-1,2,2-trifluoroethane	ND		1.0		ug/L			05/21/20 06:13	1
1,1,2-Trichloroethane	ND		1.0		ug/L			05/21/20 06:13	1
1,1-Dichloroethane	ND		1.0		ug/L			05/21/20 06:13	1
1,1-Dichloroethene	ND		1.0		ug/L			05/21/20 06:13	1
1,2,3-Trichloropropane	ND		1.0		ug/L			05/21/20 06:13	1
1,2,4-Trichlorobenzene	ND		1.0		ug/L			05/21/20 06:13	1
1,2-Dibromo-3-Chloropropane	ND		1.0		ug/L			05/21/20 06:13	1
1,2-Dibromoethane	ND		1.0		ug/L			05/21/20 06:13	1
1,2-Dichlorobenzene	ND		1.0		ug/L			05/21/20 06:13	1
1,2-Dichloroethane	ND		1.0		ug/L			05/21/20 06:13	1
1,2-Dichloropropane	ND		1.0		ug/L			05/21/20 06:13	1
1,3-Dichlorobenzene	ND		1.0		ug/L			05/21/20 06:13	1
1,4-Dichlorobenzene	ND		1.0		ug/L			05/21/20 06:13	1
2-Butanone (MEK)	ND *		10		ug/L			05/21/20 06:13	1
2-Hexanone	ND		5.0		ug/L			05/21/20 06:13	1
4-Methyl-2-pentanone (MIBK)	ND		5.0		ug/L			05/21/20 06:13	1
Acetone	ND		10		ug/L			05/21/20 06:13	1
Acetonitrile	ND		15		ug/L			05/21/20 06:13	1
Benzene	ND		1.0		ug/L			05/21/20 06:13	1
Bromochloromethane	ND		1.0		ug/L			05/21/20 06:13	1
Bromodichloromethane	ND		1.0		ug/L			05/21/20 06:13	1

Eurofins TestAmerica, Buffalo

# Client Sample Results

Client: LAN Associates Inc  
Project/Site: Witmer Road G/W

Job ID: 480-170160-1

**Client Sample ID: Leachate**

**Lab Sample ID: 480-170160-6**

Date Collected: 05/19/20 12:10

Matrix: Water

Date Received: 05/19/20 14:10

**Method: 8260C - Volatile Organic Compounds by GC/MS (Continued)**

Analyte	Result	Qualifier	RL	MDL	Unit	D	Prepared	Analyzed	Dil Fac
Bromoform	ND		1.0		ug/L			05/21/20 06:13	1
Bromomethane	ND		1.0		ug/L			05/21/20 06:13	1
Carbon disulfide	ND		1.0		ug/L			05/21/20 06:13	1
Carbon tetrachloride	ND		1.0		ug/L			05/21/20 06:13	1
Chlorobenzene	ND		1.0		ug/L			05/21/20 06:13	1
Chloroethane	ND		1.0		ug/L			05/21/20 06:13	1
Chloroform	ND		1.0		ug/L			05/21/20 06:13	1
Chloromethane	ND		1.0		ug/L			05/21/20 06:13	1
cis-1,2-Dichloroethene	ND		1.0		ug/L			05/21/20 06:13	1
cis-1,3-Dichloropropene	ND		1.0		ug/L			05/21/20 06:13	1
Cyclohexane	ND		1.0		ug/L			05/21/20 06:13	1
Dibromochloromethane	ND		1.0		ug/L			05/21/20 06:13	1
Dibromomethane	ND		1.0		ug/L			05/21/20 06:13	1
Dichlorodifluoromethane	ND		1.0		ug/L			05/21/20 06:13	1
Ethylbenzene	ND		1.0		ug/L			05/21/20 06:13	1
Iodomethane	ND		1.0		ug/L			05/21/20 06:13	1
Isopropylbenzene	ND		1.0		ug/L			05/21/20 06:13	1
m,p-Xylene	ND		2.0		ug/L			05/21/20 06:13	1
Methyl acetate	ND		2.5		ug/L			05/21/20 06:13	1
Methylcyclohexane	ND		1.0		ug/L			05/21/20 06:13	1
Methylene Chloride	ND		1.0		ug/L			05/21/20 06:13	1
o-Xylene	ND		1.0		ug/L			05/21/20 06:13	1
Styrene	ND		1.0		ug/L			05/21/20 06:13	1
Tetrachloroethene	ND		1.0		ug/L			05/21/20 06:13	1
Toluene	ND		1.0		ug/L			05/21/20 06:13	1
trans-1,2-Dichloroethene	ND		1.0		ug/L			05/21/20 06:13	1
trans-1,3-Dichloropropene	ND		1.0		ug/L			05/21/20 06:13	1
trans-1,4-Dichloro-2-butene	ND		1.0		ug/L			05/21/20 06:13	1
Trichloroethene	ND		1.0		ug/L			05/21/20 06:13	1
Trichlorofluoromethane	ND		1.0		ug/L			05/21/20 06:13	1
Vinyl acetate	ND		5.0		ug/L			05/21/20 06:13	1
Vinyl chloride	ND		1.0		ug/L			05/21/20 06:13	1
Xylenes, Total	ND		2.0		ug/L			05/21/20 06:13	1

Surrogate	%Recovery	Qualifier	Limits	Prepared	Analyzed	Dil Fac
1,2-Dichloroethane-d4 (Surr)	120		77 - 120		05/21/20 06:13	1
4-Bromofluorobenzene (Surr)	108		73 - 120		05/21/20 06:13	1
Toluene-d8 (Surr)	110		80 - 120		05/21/20 06:13	1
Dibromofluoromethane (Surr)	111		75 - 123		05/21/20 06:13	1

**Method: 6010C - Metals (ICP)**

Analyte	Result	Qualifier	RL	MDL	Unit	D	Prepared	Analyzed	Dil Fac
Arsenic	ND		0.015		mg/L		05/21/20 10:20	05/22/20 15:30	1
Barium	0.094	^	0.0020		mg/L		05/21/20 10:20	05/22/20 15:30	1
Boron	0.44		0.020		mg/L		05/21/20 10:20	05/22/20 15:30	1
Chromium	0.41		0.0040		mg/L		05/21/20 10:20	05/22/20 15:30	1
Lead	0.017		0.010		mg/L		05/21/20 10:20	05/22/20 15:30	1
Manganese	0.27		0.0030		mg/L		05/21/20 10:20	05/22/20 15:30	1
Potassium	112		0.50		mg/L		05/21/20 10:20	05/22/20 15:30	1
Sodium	85.3		1.0		mg/L		05/21/20 10:20	05/22/20 15:30	1

Eurofins TestAmerica, Buffalo

# Client Sample Results

Client: LAN Associates Inc  
Project/Site: Witmer Road G/W

Job ID: 480-170160-1

## Client Sample ID: Leachate

Lab Sample ID: 480-170160-6

Date Collected: 05/19/20 12:10

Matrix: Water

Date Received: 05/19/20 14:10

### Method: 6010C - Metals (ICP) (Continued)

Analyte	Result	Qualifier	RL	MDL	Unit	D	Prepared	Analyzed	Dil Fac
Selenium	ND		0.025		mg/L		05/21/20 10:20	05/22/20 15:30	1

### Method: 7470A - Mercury (CVAA)

Analyte	Result	Qualifier	RL	MDL	Unit	D	Prepared	Analyzed	Dil Fac
Mercury	ND		0.00020		mg/L		05/26/20 11:46	05/26/20 15:05	1

### General Chemistry

Analyte	Result	Qualifier	RL	MDL	Unit	D	Prepared	Analyzed	Dil Fac
Bromide	1.5		1.0		mg/L			05/28/20 02:12	5
Chloride	143		2.5		mg/L			05/28/20 02:12	5
Sulfate	172		10.0		mg/L			05/28/20 02:12	5
Chemical Oxygen Demand	16.6		10.0		mg/L			05/20/20 18:44	1
Total Dissolved Solids	797		10.0		mg/L			05/20/20 16:08	1
Cr (VI)	0.046		0.010		mg/L			05/20/20 09:39	1
Total Organic Carbon	9.7		1.0		mg/L			05/29/20 01:39	1

## Client Sample ID: SW-1

Lab Sample ID: 480-170160-7

Date Collected: 05/19/20 10:20

Matrix: Water

Date Received: 05/19/20 14:10

### Method: 8260C - Volatile Organic Compounds by GC/MS

Analyte	Result	Qualifier	RL	MDL	Unit	D	Prepared	Analyzed	Dil Fac
1,1,1,2-Tetrachloroethane	ND		1.0		ug/L			05/21/20 06:38	1
1,1,1-Trichloroethane	ND		1.0		ug/L			05/21/20 06:38	1
1,1,2,2-Tetrachloroethane	ND		1.0		ug/L			05/21/20 06:38	1
1,1,2-Trichloro-1,2,2-trifluoroethane	ND		1.0		ug/L			05/21/20 06:38	1
1,1,2-Trichloroethane	ND		1.0		ug/L			05/21/20 06:38	1
1,1-Dichloroethane	ND		1.0		ug/L			05/21/20 06:38	1
1,1-Dichloroethene	ND		1.0		ug/L			05/21/20 06:38	1
1,2,3-Trichloropropane	ND		1.0		ug/L			05/21/20 06:38	1
1,2,4-Trichlorobenzene	ND		1.0		ug/L			05/21/20 06:38	1
1,2-Dibromo-3-Chloropropane	ND		1.0		ug/L			05/21/20 06:38	1
1,2-Dibromoethane	ND		1.0		ug/L			05/21/20 06:38	1
1,2-Dichlorobenzene	ND		1.0		ug/L			05/21/20 06:38	1
1,2-Dichloroethane	ND		1.0		ug/L			05/21/20 06:38	1
1,2-Dichloropropane	ND		1.0		ug/L			05/21/20 06:38	1
1,3-Dichlorobenzene	ND		1.0		ug/L			05/21/20 06:38	1
1,4-Dichlorobenzene	ND		1.0		ug/L			05/21/20 06:38	1
2-Butanone (MEK)	ND *		10		ug/L			05/21/20 06:38	1
2-Hexanone	ND		5.0		ug/L			05/21/20 06:38	1
4-Methyl-2-pentanone (MIBK)	ND		5.0		ug/L			05/21/20 06:38	1
Acetone	ND		10		ug/L			05/21/20 06:38	1
Acetonitrile	ND		15		ug/L			05/21/20 06:38	1
Benzene	ND		1.0		ug/L			05/21/20 06:38	1
Bromochloromethane	ND		1.0		ug/L			05/21/20 06:38	1
Bromodichloromethane	ND		1.0		ug/L			05/21/20 06:38	1
Bromoform	ND		1.0		ug/L			05/21/20 06:38	1
Bromomethane	ND		1.0		ug/L			05/21/20 06:38	1
Carbon disulfide	ND		1.0		ug/L			05/21/20 06:38	1
Carbon tetrachloride	ND		1.0		ug/L			05/21/20 06:38	1

Eurofins TestAmerica, Buffalo



# Client Sample Results

Client: LAN Associates Inc  
Project/Site: Witmer Road G/W

Job ID: 480-170160-1

**Client Sample ID: SW-1**

**Lab Sample ID: 480-170160-7**

Date Collected: 05/19/20 10:20

Matrix: Water

Date Received: 05/19/20 14:10

**Method: 8260C - Volatile Organic Compounds by GC/MS (Continued)**

Analyte	Result	Qualifier	RL	MDL	Unit	D	Prepared	Analyzed	Dil Fac
Chlorobenzene	ND		1.0		ug/L			05/21/20 06:38	1
Chloroethane	ND		1.0		ug/L			05/21/20 06:38	1
Chloroform	ND		1.0		ug/L			05/21/20 06:38	1
Chloromethane	ND		1.0		ug/L			05/21/20 06:38	1
cis-1,2-Dichloroethene	ND		1.0		ug/L			05/21/20 06:38	1
cis-1,3-Dichloropropene	ND		1.0		ug/L			05/21/20 06:38	1
Cyclohexane	ND		1.0		ug/L			05/21/20 06:38	1
Dibromochloromethane	ND		1.0		ug/L			05/21/20 06:38	1
Dibromomethane	ND		1.0		ug/L			05/21/20 06:38	1
Dichlorodifluoromethane	ND		1.0		ug/L			05/21/20 06:38	1
Ethylbenzene	ND		1.0		ug/L			05/21/20 06:38	1
Iodomethane	ND		1.0		ug/L			05/21/20 06:38	1
Isopropylbenzene	ND		1.0		ug/L			05/21/20 06:38	1
m,p-Xylene	ND		2.0		ug/L			05/21/20 06:38	1
Methyl acetate	ND		2.5		ug/L			05/21/20 06:38	1
Methylcyclohexane	ND		1.0		ug/L			05/21/20 06:38	1
Methylene Chloride	ND		1.0		ug/L			05/21/20 06:38	1
o-Xylene	ND		1.0		ug/L			05/21/20 06:38	1
Styrene	ND		1.0		ug/L			05/21/20 06:38	1
Tetrachloroethene	ND		1.0		ug/L			05/21/20 06:38	1
Toluene	ND		1.0		ug/L			05/21/20 06:38	1
trans-1,2-Dichloroethene	ND		1.0		ug/L			05/21/20 06:38	1
trans-1,3-Dichloropropene	ND		1.0		ug/L			05/21/20 06:38	1
trans-1,4-Dichloro-2-butene	ND		1.0		ug/L			05/21/20 06:38	1
Trichloroethene	ND		1.0		ug/L			05/21/20 06:38	1
Trichlorofluoromethane	ND		1.0		ug/L			05/21/20 06:38	1
Vinyl acetate	ND		5.0		ug/L			05/21/20 06:38	1
Vinyl chloride	ND		1.0		ug/L			05/21/20 06:38	1
Xylenes, Total	ND		2.0		ug/L			05/21/20 06:38	1

Surrogate	%Recovery	Qualifier	Limits	Prepared	Analyzed	Dil Fac
1,2-Dichloroethane-d4 (Surr)	116		77 - 120		05/21/20 06:38	1
4-Bromofluorobenzene (Surr)	108		73 - 120		05/21/20 06:38	1
Toluene-d8 (Surr)	110		80 - 120		05/21/20 06:38	1
Dibromofluoromethane (Surr)	108		75 - 123		05/21/20 06:38	1

**Method: 6010C - Metals (ICP)**

Analyte	Result	Qualifier	RL	MDL	Unit	D	Prepared	Analyzed	Dil Fac
Arsenic	ND		0.015		mg/L		05/21/20 10:20	05/22/20 15:34	1
Barium	0.030	^	0.0020		mg/L		05/21/20 10:20	05/22/20 15:34	1
Boron	0.089		0.020		mg/L		05/21/20 10:20	05/22/20 15:34	1
Chromium	0.013		0.0040		mg/L		05/21/20 10:20	05/22/20 15:34	1
Lead	ND		0.010		mg/L		05/21/20 10:20	05/22/20 15:34	1
Manganese	0.30		0.0030		mg/L		05/21/20 10:20	05/22/20 15:34	1
Potassium	13.8		0.50		mg/L		05/21/20 10:20	05/22/20 15:34	1
Sodium	46.9		1.0		mg/L		05/21/20 10:20	05/22/20 15:34	1
Selenium	ND		0.025		mg/L		05/21/20 10:20	05/22/20 15:34	1

Eurofins TestAmerica, Buffalo

# Client Sample Results

Client: LAN Associates Inc  
Project/Site: Witmer Road G/W

Job ID: 480-170160-1

**Client Sample ID: SW-1**

**Lab Sample ID: 480-170160-7**

Date Collected: 05/19/20 10:20

Matrix: Water

Date Received: 05/19/20 14:10

**Method: 7470A - Mercury (CVAA)**

Analyte	Result	Qualifier	RL	MDL	Unit	D	Prepared	Analyzed	Dil Fac
Mercury	ND		0.00020		mg/L		05/26/20 11:46	05/26/20 15:06	1

**General Chemistry**

Analyte	Result	Qualifier	RL	MDL	Unit	D	Prepared	Analyzed	Dil Fac
Bromide	ND		0.20		mg/L			05/28/20 03:25	1
Chloride	35.8		0.50		mg/L			05/28/20 03:25	1
Sulfate	18.1		2.0		mg/L			05/28/20 03:25	1
Chemical Oxygen Demand	55.5		10.0		mg/L			05/20/20 18:44	1
Total Dissolved Solids	304		10.0		mg/L			05/20/20 16:08	1
Cr (VI)	0.034	F1	0.010		mg/L			05/20/20 09:39	1
Total Organic Carbon	19.6		1.0		mg/L			05/29/20 01:54	1

**Client Sample ID: Trip Blank**

**Lab Sample ID: 480-170160-8**

Date Collected: 05/19/20 00:00

Matrix: Water

Date Received: 05/19/20 14:10

**Method: 8260C - Volatile Organic Compounds by GC/MS**

Analyte	Result	Qualifier	RL	MDL	Unit	D	Prepared	Analyzed	Dil Fac
1,1,1,2-Tetrachloroethane	ND		1.0		ug/L			05/21/20 07:02	1
1,1,1-Trichloroethane	ND		1.0		ug/L			05/21/20 07:02	1
1,1,2,2-Tetrachloroethane	ND		1.0		ug/L			05/21/20 07:02	1
1,1,2-Trichloro-1,2,2-trifluoroethane	ND		1.0		ug/L			05/21/20 07:02	1
1,1,2-Trichloroethane	ND		1.0		ug/L			05/21/20 07:02	1
1,1-Dichloroethane	ND		1.0		ug/L			05/21/20 07:02	1
1,1-Dichloroethene	ND		1.0		ug/L			05/21/20 07:02	1
1,2,3-Trichloropropane	ND		1.0		ug/L			05/21/20 07:02	1
1,2,4-Trichlorobenzene	ND		1.0		ug/L			05/21/20 07:02	1
1,2-Dibromo-3-Chloropropane	ND		1.0		ug/L			05/21/20 07:02	1
1,2-Dibromoethane	ND		1.0		ug/L			05/21/20 07:02	1
1,2-Dichlorobenzene	ND		1.0		ug/L			05/21/20 07:02	1
1,2-Dichloroethane	ND		1.0		ug/L			05/21/20 07:02	1
1,2-Dichloropropane	ND		1.0		ug/L			05/21/20 07:02	1
1,3-Dichlorobenzene	ND		1.0		ug/L			05/21/20 07:02	1
1,4-Dichlorobenzene	ND		1.0		ug/L			05/21/20 07:02	1
2-Butanone (MEK)	ND	*	10		ug/L			05/21/20 07:02	1
2-Hexanone	ND		5.0		ug/L			05/21/20 07:02	1
4-Methyl-2-pentanone (MIBK)	ND		5.0		ug/L			05/21/20 07:02	1
Acetone	ND		10		ug/L			05/21/20 07:02	1
Acetonitrile	ND		15		ug/L			05/21/20 07:02	1
Benzene	ND		1.0		ug/L			05/21/20 07:02	1
Bromochloromethane	ND		1.0		ug/L			05/21/20 07:02	1
Bromodichloromethane	ND		1.0		ug/L			05/21/20 07:02	1
Bromoform	ND		1.0		ug/L			05/21/20 07:02	1
Bromomethane	ND		1.0		ug/L			05/21/20 07:02	1
Carbon disulfide	ND		1.0		ug/L			05/21/20 07:02	1
Carbon tetrachloride	ND		1.0		ug/L			05/21/20 07:02	1
Chlorobenzene	ND		1.0		ug/L			05/21/20 07:02	1
Chloroethane	ND		1.0		ug/L			05/21/20 07:02	1
Chloroform	ND		1.0		ug/L			05/21/20 07:02	1
Chloromethane	ND		1.0		ug/L			05/21/20 07:02	1

Eurofins TestAmerica, Buffalo

# Client Sample Results

Client: LAN Associates Inc  
Project/Site: Witmer Road G/W

Job ID: 480-170160-1

**Client Sample ID: Trip Blank**

**Lab Sample ID: 480-170160-8**

**Date Collected: 05/19/20 00:00**

**Matrix: Water**

**Date Received: 05/19/20 14:10**

**Method: 8260C - Volatile Organic Compounds by GC/MS (Continued)**

Analyte	Result	Qualifier	RL	MDL	Unit	D	Prepared	Analyzed	Dil Fac
cis-1,2-Dichloroethene	ND		1.0		ug/L			05/21/20 07:02	1
cis-1,3-Dichloropropene	ND		1.0		ug/L			05/21/20 07:02	1
Cyclohexane	ND		1.0		ug/L			05/21/20 07:02	1
Dibromochloromethane	ND		1.0		ug/L			05/21/20 07:02	1
Dibromomethane	ND		1.0		ug/L			05/21/20 07:02	1
Dichlorodifluoromethane	ND		1.0		ug/L			05/21/20 07:02	1
Ethylbenzene	ND		1.0		ug/L			05/21/20 07:02	1
Iodomethane	ND		1.0		ug/L			05/21/20 07:02	1
Isopropylbenzene	ND		1.0		ug/L			05/21/20 07:02	1
m,p-Xylene	ND		2.0		ug/L			05/21/20 07:02	1
Methyl acetate	ND		2.5		ug/L			05/21/20 07:02	1
Methylcyclohexane	ND		1.0		ug/L			05/21/20 07:02	1
Methylene Chloride	ND		1.0		ug/L			05/21/20 07:02	1
o-Xylene	ND		1.0		ug/L			05/21/20 07:02	1
Styrene	ND		1.0		ug/L			05/21/20 07:02	1
Tetrachloroethene	ND		1.0		ug/L			05/21/20 07:02	1
Toluene	ND		1.0		ug/L			05/21/20 07:02	1
trans-1,2-Dichloroethene	ND		1.0		ug/L			05/21/20 07:02	1
trans-1,3-Dichloropropene	ND		1.0		ug/L			05/21/20 07:02	1
trans-1,4-Dichloro-2-butene	ND		1.0		ug/L			05/21/20 07:02	1
Trichloroethene	ND		1.0		ug/L			05/21/20 07:02	1
Trichlorofluoromethane	ND		1.0		ug/L			05/21/20 07:02	1
Vinyl acetate	ND		5.0		ug/L			05/21/20 07:02	1
Vinyl chloride	ND		1.0		ug/L			05/21/20 07:02	1
Xylenes, Total	ND		2.0		ug/L			05/21/20 07:02	1

Surrogate	%Recovery	Qualifier	Limits	Prepared	Analyzed	Dil Fac
1,2-Dichloroethane-d4 (Surr)	119		77 - 120		05/21/20 07:02	1
4-Bromofluorobenzene (Surr)	101		73 - 120		05/21/20 07:02	1
Toluene-d8 (Surr)	106		80 - 120		05/21/20 07:02	1
Dibromofluoromethane (Surr)	111		75 - 123		05/21/20 07:02	1

# Surrogate Summary

Client: LAN Associates Inc  
Project/Site: Witmer Road G/W

Job ID: 480-170160-1

## Method: 8260C - Volatile Organic Compounds by GC/MS

Matrix: Water

Prep Type: Total/NA

### Percent Surrogate Recovery (Acceptance Limits)

Lab Sample ID	Client Sample ID	DCA	BFB	TOL	DBFM
		(77-120)	(73-120)	(80-120)	(75-123)
480-170160-1	BR-1	114	104	108	98
480-170160-2	MW-3R	121 X	100	104	109
480-170160-3	MW-12	116	110	114	105
480-170160-4	MW-14N	119	100	105	108
480-170160-5	MW-5R	121 X	100	108	108
480-170160-6	Leachate	120	108	110	111
480-170160-7	SW-1	116	108	110	108
480-170160-8	Trip Blank	119	101	106	111
LCS 480-532681/6	Lab Control Sample	107	97	104	97
MB 480-532681/8	Method Blank	118	107	109	111

### Surrogate Legend

DCA = 1,2-Dichloroethane-d4 (Surr)  
BFB = 4-Bromofluorobenzene (Surr)  
TOL = Toluene-d8 (Surr)  
DBFM = Dibromofluoromethane (Surr)

# QC Sample Results

Client: LAN Associates Inc  
Project/Site: Witmer Road G/W

Job ID: 480-170160-1

## Method: 8260C - Volatile Organic Compounds by GC/MS

Lab Sample ID: MB 480-532681/8

Matrix: Water

Analysis Batch: 532681

Client Sample ID: Method Blank

Prep Type: Total/NA

Analyte	MB	MB	RL	MDL	Unit	D	Prepared	Analyzed	Dil Fac
	Result	Qualifier							
1,1,1,2-Tetrachloroethane	ND		1.0		ug/L			05/20/20 23:37	1
1,1,1-Trichloroethane	ND		1.0		ug/L			05/20/20 23:37	1
1,1,2,2-Tetrachloroethane	ND		1.0		ug/L			05/20/20 23:37	1
1,1,2-Trichloro-1,2,2-trifluoroethane	ND		1.0		ug/L			05/20/20 23:37	1
1,1,2-Trichloroethane	ND		1.0		ug/L			05/20/20 23:37	1
1,1-Dichloroethane	ND		1.0		ug/L			05/20/20 23:37	1
1,1-Dichloroethene	ND		1.0		ug/L			05/20/20 23:37	1
1,2,3-Trichloropropane	ND		1.0		ug/L			05/20/20 23:37	1
1,2,4-Trichlorobenzene	ND		1.0		ug/L			05/20/20 23:37	1
1,2-Dibromo-3-Chloropropane	ND		1.0		ug/L			05/20/20 23:37	1
1,2-Dibromoethane	ND		1.0		ug/L			05/20/20 23:37	1
1,2-Dichlorobenzene	ND		1.0		ug/L			05/20/20 23:37	1
1,2-Dichloroethane	ND		1.0		ug/L			05/20/20 23:37	1
1,2-Dichloropropane	ND		1.0		ug/L			05/20/20 23:37	1
1,3-Dichlorobenzene	ND		1.0		ug/L			05/20/20 23:37	1
1,4-Dichlorobenzene	ND		1.0		ug/L			05/20/20 23:37	1
2-Butanone (MEK)	ND		10		ug/L			05/20/20 23:37	1
2-Hexanone	ND		5.0		ug/L			05/20/20 23:37	1
4-Methyl-2-pentanone (MIBK)	ND		5.0		ug/L			05/20/20 23:37	1
Acetone	ND		10		ug/L			05/20/20 23:37	1
Acetonitrile	ND		15		ug/L			05/20/20 23:37	1
Benzene	ND		1.0		ug/L			05/20/20 23:37	1
Bromochloromethane	ND		1.0		ug/L			05/20/20 23:37	1
Bromodichloromethane	ND		1.0		ug/L			05/20/20 23:37	1
Bromoform	ND		1.0		ug/L			05/20/20 23:37	1
Bromomethane	ND		1.0		ug/L			05/20/20 23:37	1
Carbon disulfide	ND		1.0		ug/L			05/20/20 23:37	1
Carbon tetrachloride	ND		1.0		ug/L			05/20/20 23:37	1
Chlorobenzene	ND		1.0		ug/L			05/20/20 23:37	1
Chloroethane	ND		1.0		ug/L			05/20/20 23:37	1
Chloroform	ND		1.0		ug/L			05/20/20 23:37	1
Chloromethane	ND		1.0		ug/L			05/20/20 23:37	1
cis-1,2-Dichloroethene	ND		1.0		ug/L			05/20/20 23:37	1
cis-1,3-Dichloropropene	ND		1.0		ug/L			05/20/20 23:37	1
Cyclohexane	ND		1.0		ug/L			05/20/20 23:37	1
Dibromochloromethane	ND		1.0		ug/L			05/20/20 23:37	1
Dibromomethane	ND		1.0		ug/L			05/20/20 23:37	1
Dichlorodifluoromethane	ND		1.0		ug/L			05/20/20 23:37	1
Ethylbenzene	ND		1.0		ug/L			05/20/20 23:37	1
Iodomethane	ND		1.0		ug/L			05/20/20 23:37	1
Isopropylbenzene	ND		1.0		ug/L			05/20/20 23:37	1
m,p-Xylene	ND		2.0		ug/L			05/20/20 23:37	1
Methyl acetate	ND		2.5		ug/L			05/20/20 23:37	1
Methylcyclohexane	ND		1.0		ug/L			05/20/20 23:37	1
Methylene Chloride	ND		1.0		ug/L			05/20/20 23:37	1
o-Xylene	ND		1.0		ug/L			05/20/20 23:37	1
Styrene	ND		1.0		ug/L			05/20/20 23:37	1
Tetrachloroethene	ND		1.0		ug/L			05/20/20 23:37	1

Eurofins TestAmerica, Buffalo

# QC Sample Results

Client: LAN Associates Inc  
Project/Site: Witmer Road G/W

Job ID: 480-170160-1

## Method: 8260C - Volatile Organic Compounds by GC/MS (Continued)

Lab Sample ID: MB 480-532681/8

Matrix: Water

Analysis Batch: 532681

Client Sample ID: Method Blank

Prep Type: Total/NA

Analyte	MB	MB	RL	MDL	Unit	D	Prepared	Analyzed	Dil Fac
	Result	Qualifier							
Toluene	ND		1.0		ug/L			05/20/20 23:37	1
trans-1,2-Dichloroethene	ND		1.0		ug/L			05/20/20 23:37	1
trans-1,3-Dichloropropene	ND		1.0		ug/L			05/20/20 23:37	1
trans-1,4-Dichloro-2-butene	ND		1.0		ug/L			05/20/20 23:37	1
Trichloroethene	ND		1.0		ug/L			05/20/20 23:37	1
Trichlorofluoromethane	ND		1.0		ug/L			05/20/20 23:37	1
Vinyl acetate	ND		5.0		ug/L			05/20/20 23:37	1
Vinyl chloride	ND		1.0		ug/L			05/20/20 23:37	1
Xylenes, Total	ND		2.0		ug/L			05/20/20 23:37	1

Surrogate	MB	MB	Limits	Prepared	Analyzed	Dil Fac
	%Recovery	Qualifier				
1,2-Dichloroethane-d4 (Surr)	118		77 - 120		05/20/20 23:37	1
4-Bromofluorobenzene (Surr)	107		73 - 120		05/20/20 23:37	1
Toluene-d8 (Surr)	109		80 - 120		05/20/20 23:37	1
Dibromofluoromethane (Surr)	111		75 - 123		05/20/20 23:37	1

Lab Sample ID: LCS 480-532681/6

Matrix: Water

Analysis Batch: 532681

Client Sample ID: Lab Control Sample

Prep Type: Total/NA

Analyte	Spike Added	LCS	LCS	Unit	D	%Rec	%Rec. Limits
		Result	Qualifier				
1,1,1,2-Tetrachloroethane	25.0	25.0		ug/L		100	80 - 120
1,1,1-Trichloroethane	25.0	23.0		ug/L		92	73 - 126
1,1,2,2-Tetrachloroethane	25.0	25.6		ug/L		102	76 - 120
1,1,2-Trichloro-1,2,2-trifluoroethane	25.0	23.2		ug/L		93	61 - 148
1,1,2-Trichloroethane	25.0	25.5		ug/L		102	76 - 122
1,1-Dichloroethane	25.0	23.5		ug/L		94	77 - 120
1,1-Dichloroethene	25.0	23.2		ug/L		93	66 - 127
1,2,3-Trichloropropane	25.0	26.4		ug/L		106	68 - 122
1,2,4-Trichlorobenzene	25.0	24.4		ug/L		98	79 - 122
1,2-Dibromo-3-Chloropropane	25.0	25.7		ug/L		103	56 - 134
1,2-Dibromoethane	25.0	26.7		ug/L		107	77 - 120
1,2-Dichlorobenzene	25.0	24.5		ug/L		98	80 - 124
1,2-Dichloroethane	25.0	24.6		ug/L		98	75 - 120
1,2-Dichloropropane	25.0	24.5		ug/L		98	76 - 120
1,3-Dichlorobenzene	25.0	24.7		ug/L		99	77 - 120
1,4-Dichlorobenzene	25.0	24.7		ug/L		99	80 - 120
2-Butanone (MEK)	125	232 *		ug/L		186	57 - 140
2-Hexanone	125	135		ug/L		108	65 - 127
4-Methyl-2-pentanone (MIBK)	125	130		ug/L		104	71 - 125
Acetone	125	132		ug/L		105	56 - 142
Acetonitrile	250	231		ug/L		92	65 - 129
Benzene	25.0	23.0		ug/L		92	71 - 124
Bromochloromethane	25.0	22.1		ug/L		88	72 - 130
Bromodichloromethane	25.0	25.3		ug/L		101	80 - 122
Bromoform	25.0	26.5		ug/L		106	61 - 132
Bromomethane	25.0	24.2		ug/L		97	55 - 144
Carbon disulfide	25.0	21.6		ug/L		86	59 - 134

Eurofins TestAmerica, Buffalo

# QC Sample Results

Client: LAN Associates Inc  
Project/Site: Witmer Road G/W

Job ID: 480-170160-1

## Method: 8260C - Volatile Organic Compounds by GC/MS (Continued)

Lab Sample ID: LCS 480-532681/6

Matrix: Water

Analysis Batch: 532681

Client Sample ID: Lab Control Sample

Prep Type: Total/NA

Analyte	Spike Added	LCS Result	LCS Qualifier	Unit	D	%Rec	%Rec. Limits
Carbon tetrachloride	25.0	24.2		ug/L		97	72 - 134
Chlorobenzene	25.0	24.9		ug/L		100	80 - 120
Chloroethane	25.0	25.5		ug/L		102	69 - 136
Chloroform	25.0	22.5		ug/L		90	73 - 127
Chloromethane	25.0	24.3		ug/L		97	68 - 124
cis-1,2-Dichloroethene	25.0	22.6		ug/L		90	74 - 124
cis-1,3-Dichloropropene	25.0	26.4		ug/L		106	74 - 124
Cyclohexane	25.0	22.2		ug/L		89	59 - 135
Dibromochloromethane	25.0	27.4		ug/L		110	75 - 125
Dibromomethane	25.0	23.9		ug/L		96	76 - 127
Dichlorodifluoromethane	25.0	24.9		ug/L		100	59 - 135
Ethylbenzene	25.0	24.8		ug/L		99	77 - 123
Iodomethane	25.0	22.0		ug/L		88	78 - 123
Isopropylbenzene	25.0	25.2		ug/L		101	77 - 122
m,p-Xylene	25.0	24.6		ug/L		99	76 - 122
Methyl acetate	50.0	46.1		ug/L		92	74 - 133
Methylcyclohexane	25.0	22.7		ug/L		91	68 - 134
Methylene Chloride	25.0	23.2		ug/L		93	75 - 124
o-Xylene	25.0	24.4		ug/L		98	76 - 122
Styrene	25.0	25.6		ug/L		102	80 - 120
Tetrachloroethene	25.0	29.5		ug/L		118	74 - 122
Toluene	25.0	24.9		ug/L		100	80 - 122
trans-1,2-Dichloroethene	25.0	22.8		ug/L		91	73 - 127
trans-1,3-Dichloropropene	25.0	27.6		ug/L		110	80 - 120
trans-1,4-Dichloro-2-butene	25.0	26.6		ug/L		107	41 - 131
Trichloroethene	25.0	24.6		ug/L		98	74 - 123
Trichlorofluoromethane	25.0	25.4		ug/L		101	62 - 150
Vinyl acetate	50.0	57.2		ug/L		114	50 - 144
Vinyl chloride	25.0	25.0		ug/L		100	65 - 133

Surrogate	LCS %Recovery	LCS Qualifier	Limits
1,2-Dichloroethane-d4 (Surr)	107		77 - 120
4-Bromofluorobenzene (Surr)	97		73 - 120
Toluene-d8 (Surr)	104		80 - 120
Dibromofluoromethane (Surr)	97		75 - 123

## Method: 6010C - Metals (ICP)

Lab Sample ID: MB 480-532832/1-A

Matrix: Water

Analysis Batch: 533305

Client Sample ID: Method Blank

Prep Type: Total/NA

Prep Batch: 532832

Analyte	MB Result	MB Qualifier	RL	MDL	Unit	D	Prepared	Analyzed	Dil Fac
Arsenic	ND		0.015		mg/L		05/21/20 10:20	05/22/20 14:02	1
Barium	ND	^	0.0020		mg/L		05/21/20 10:20	05/22/20 14:02	1
Boron	ND		0.020		mg/L		05/21/20 10:20	05/22/20 14:02	1
Chromium	ND		0.0040		mg/L		05/21/20 10:20	05/22/20 14:02	1
Lead	ND		0.010		mg/L		05/21/20 10:20	05/22/20 14:02	1
Manganese	ND		0.0030		mg/L		05/21/20 10:20	05/22/20 14:02	1

Eurofins TestAmerica, Buffalo

## QC Sample Results

Client: LAN Associates Inc  
Project/Site: Witmer Road G/W

Job ID: 480-170160-1

### Method: 6010C - Metals (ICP) (Continued)

Lab Sample ID: MB 480-532832/1-A

Matrix: Water

Analysis Batch: 533305

Client Sample ID: Method Blank

Prep Type: Total/NA

Prep Batch: 532832

Analyte	MB Result	MB Qualifier	RL	MDL	Unit	D	Prepared	Analyzed	Dil Fac
Potassium	ND		0.50		mg/L		05/21/20 10:20	05/22/20 14:02	1
Sodium	ND		1.0		mg/L		05/21/20 10:20	05/22/20 14:02	1
Selenium	ND		0.025		mg/L		05/21/20 10:20	05/22/20 14:02	1

Lab Sample ID: LCS 480-532832/2-A

Matrix: Water

Analysis Batch: 533305

Client Sample ID: Lab Control Sample

Prep Type: Total/NA

Prep Batch: 532832

Analyte	Spike Added	LCS Result	LCS Qualifier	Unit	D	%Rec	%Rec. Limits
Arsenic	0.200	0.198		mg/L		99	80 - 120
Barium	0.200	0.208	^	mg/L		104	80 - 120
Boron	0.200	0.197		mg/L		99	80 - 120
Chromium	0.200	0.194		mg/L		97	80 - 120
Lead	0.200	0.188		mg/L		94	80 - 120
Manganese	0.200	0.195		mg/L		98	80 - 120
Potassium	10.0	9.47		mg/L		95	80 - 120
Sodium	10.0	9.38		mg/L		94	80 - 120
Selenium	0.200	0.187		mg/L		93	80 - 120

### Method: 7470A - Mercury (CVAA)

Lab Sample ID: MB 480-533176/1-A

Matrix: Water

Analysis Batch: 533460

Client Sample ID: Method Blank

Prep Type: Total/NA

Prep Batch: 533176

Analyte	MB Result	MB Qualifier	RL	MDL	Unit	D	Prepared	Analyzed	Dil Fac
Mercury	ND		0.00020		mg/L		05/26/20 11:46	05/26/20 14:48	1

Lab Sample ID: LCS 480-533176/2-A

Matrix: Water

Analysis Batch: 533460

Client Sample ID: Lab Control Sample

Prep Type: Total/NA

Prep Batch: 533176

Analyte	Spike Added	LCS Result	LCS Qualifier	Unit	D	%Rec	%Rec. Limits
Mercury	0.00667	0.00747		mg/L		112	80 - 120

### Method: 300.0 - Anions, Ion Chromatography

Lab Sample ID: MB 480-533550/28

Matrix: Water

Analysis Batch: 533550

Client Sample ID: Method Blank

Prep Type: Total/NA

Analyte	MB Result	MB Qualifier	RL	MDL	Unit	D	Prepared	Analyzed	Dil Fac
Bromide	ND		0.20		mg/L			05/28/20 00:44	1
Chloride	ND		0.50		mg/L			05/28/20 00:44	1
Sulfate	ND		2.0		mg/L			05/28/20 00:44	1



# QC Sample Results

Client: LAN Associates Inc  
Project/Site: Witmer Road G/W

Job ID: 480-170160-1

## Method: 300.0 - Anions, Ion Chromatography (Continued)

Lab Sample ID: LCS 480-533550/27  
Matrix: Water  
Analysis Batch: 533550

Client Sample ID: Lab Control Sample  
Prep Type: Total/NA

Analyte	Spike Added	LCS Result	LCS Qualifier	Unit	D	%Rec	%Rec. Limits
Bromide	5.00	5.04		mg/L		101	90 - 110
Chloride	50.0	48.24		mg/L		96	90 - 110
Sulfate	50.0	50.10		mg/L		100	90 - 110

Lab Sample ID: 480-170160-6 MS  
Matrix: Water  
Analysis Batch: 533550

Client Sample ID: Leachate  
Prep Type: Total/NA

Analyte	Sample Result	Sample Qualifier	Spike Added	MS Result	MS Qualifier	Unit	D	%Rec	%Rec. Limits
Bromide	1.5		25.0	26.16		mg/L		99	80 - 120
Chloride	143		250	372.8		mg/L		92	81 - 120
Sulfate	172		250	410.3		mg/L		96	80 - 120

Lab Sample ID: 480-170160-6 MSD  
Matrix: Water  
Analysis Batch: 533550

Client Sample ID: Leachate  
Prep Type: Total/NA

Analyte	Sample Result	Sample Qualifier	Spike Added	MSD Result	MSD Qualifier	Unit	D	%Rec	%Rec. Limits	RPD	RPD Limit
Bromide	1.5		25.0	26.38		mg/L		100	80 - 120	1	15
Chloride	143		250	378.0		mg/L		94	81 - 120	1	15
Sulfate	172		250	412.1		mg/L		96	80 - 120	0	15

## Method: 410.4 - COD

Lab Sample ID: MB 480-532874/52  
Matrix: Water  
Analysis Batch: 532874

Client Sample ID: Method Blank  
Prep Type: Total/NA

Analyte	MB Result	MB Qualifier	RL	MDL	Unit	D	Prepared	Analyzed	Dil Fac
Chemical Oxygen Demand	ND		10.0		mg/L			05/20/20 18:44	1

Lab Sample ID: MB 480-532874/76  
Matrix: Water  
Analysis Batch: 532874

Client Sample ID: Method Blank  
Prep Type: Total/NA

Analyte	MB Result	MB Qualifier	RL	MDL	Unit	D	Prepared	Analyzed	Dil Fac
Chemical Oxygen Demand	ND		10.0		mg/L			05/20/20 18:44	1

Lab Sample ID: LCS 480-532874/53  
Matrix: Water  
Analysis Batch: 532874

Client Sample ID: Lab Control Sample  
Prep Type: Total/NA

Analyte	Spike Added	LCS Result	LCS Qualifier	Unit	D	%Rec	%Rec. Limits
Chemical Oxygen Demand	25.0	24.68		mg/L		99	90 - 110

# QC Sample Results

Client: LAN Associates Inc  
Project/Site: Witmer Road G/W

Job ID: 480-170160-1

## Method: 410.4 - COD (Continued)

**Lab Sample ID: LCS 480-532874/77**  
**Matrix: Water**  
**Analysis Batch: 532874**

**Client Sample ID: Lab Control Sample**  
**Prep Type: Total/NA**

Analyte	Spike Added	LCS Result	LCS Qualifier	Unit	D	%Rec	%Rec. Limits
Chemical Oxygen Demand	25.0	25.17		mg/L		101	90 - 110

**Lab Sample ID: 480-170160-6 MS**  
**Matrix: Water**  
**Analysis Batch: 532874**

**Client Sample ID: Leachate**  
**Prep Type: Total/NA**

Analyte	Sample Result	Sample Qualifier	Spike Added	MS Result	MS Qualifier	Unit	D	%Rec	%Rec. Limits
Chemical Oxygen Demand	16.6		50.0	71.10		mg/L		109	75 - 125

**Lab Sample ID: 480-170160-6 MSD**  
**Matrix: Water**  
**Analysis Batch: 532874**

**Client Sample ID: Leachate**  
**Prep Type: Total/NA**

Analyte	Sample Result	Sample Qualifier	Spike Added	MSD Result	MSD Qualifier	Unit	D	%Rec	%Rec. Limits	RPD	RPD Limit
Chemical Oxygen Demand	16.6		50.0	68.83		mg/L		105	75 - 125	3	20

## Method: SM 2540C - Solids, Total Dissolved (TDS)

**Lab Sample ID: MB 480-532752/1**  
**Matrix: Water**  
**Analysis Batch: 532752**

**Client Sample ID: Method Blank**  
**Prep Type: Total/NA**

Analyte	MB Result	MB Qualifier	RL	MDL	Unit	D	Prepared	Analyzed	Dil Fac
Total Dissolved Solids	ND		10.0		mg/L			05/20/20 16:08	1

**Lab Sample ID: LCS 480-532752/2**  
**Matrix: Water**  
**Analysis Batch: 532752**

**Client Sample ID: Lab Control Sample**  
**Prep Type: Total/NA**

Analyte	Spike Added	LCS Result	LCS Qualifier	Unit	D	%Rec	%Rec. Limits
Total Dissolved Solids	503	535.0		mg/L		106	85 - 115

**Lab Sample ID: 480-170160-1 DU**  
**Matrix: Water**  
**Analysis Batch: 532752**

**Client Sample ID: BR-1**  
**Prep Type: Total/NA**

Analyte	Sample Result	Sample Qualifier	DU Result	DU Qualifier	Unit	D	RPD	RPD Limit
Total Dissolved Solids	318		331.0		mg/L		4	10

**Lab Sample ID: MB 480-532755/1**  
**Matrix: Water**  
**Analysis Batch: 532755**

**Client Sample ID: Method Blank**  
**Prep Type: Total/NA**

Analyte	MB Result	MB Qualifier	RL	MDL	Unit	D	Prepared	Analyzed	Dil Fac
Total Dissolved Solids	ND		10.0		mg/L			05/20/20 16:30	1

# QC Sample Results

Client: LAN Associates Inc  
Project/Site: Witmer Road G/W

Job ID: 480-170160-1

## Method: SM 2540C - Solids, Total Dissolved (TDS) (Continued)

Lab Sample ID: LCS 480-532755/2  
Matrix: Water  
Analysis Batch: 532755

Client Sample ID: Lab Control Sample  
Prep Type: Total/NA

Analyte	Spike Added	LCS Result	LCS Qualifier	Unit	D	%Rec	%Rec. Limits
Total Dissolved Solids	503	516.0		mg/L		103	85 - 115

Lab Sample ID: 480-170160-2 DU  
Matrix: Water  
Analysis Batch: 532755

Client Sample ID: MW-3R  
Prep Type: Total/NA

Analyte	Sample Result	Sample Qualifier	DU Result	DU Qualifier	Unit	D	RPD	RPD Limit
Total Dissolved Solids	917		877.0		mg/L		4	10

## Method: SM 3500 CR B - Chromium, Hexavalent

Lab Sample ID: MB 480-532714/3  
Matrix: Water  
Analysis Batch: 532714

Client Sample ID: Method Blank  
Prep Type: Total/NA

Analyte	MB Result	MB Qualifier	RL	MDL	Unit	D	Prepared	Analyzed	Dil Fac
Cr (VI)	ND		0.010		mg/L			05/20/20 09:39	1

Lab Sample ID: LCS 480-532714/4  
Matrix: Water  
Analysis Batch: 532714

Client Sample ID: Lab Control Sample  
Prep Type: Total/NA

Analyte	Spike Added	LCS Result	LCS Qualifier	Unit	D	%Rec	%Rec. Limits
Cr (VI)	0.0500	0.0533		mg/L		107	85 - 115

Lab Sample ID: 480-170160-1 MS  
Matrix: Water  
Analysis Batch: 532714

Client Sample ID: BR-1  
Prep Type: Total/NA

Analyte	Sample Result	Sample Qualifier	Spike Added	MS Result	MS Qualifier	Unit	D	%Rec	%Rec. Limits
Cr (VI)	0.023	F1	0.0500	0.0635	F1	mg/L		80	85 - 115

Lab Sample ID: 480-170160-7 MS  
Matrix: Water  
Analysis Batch: 532714

Client Sample ID: SW-1  
Prep Type: Total/NA

Analyte	Sample Result	Sample Qualifier	Spike Added	MS Result	MS Qualifier	Unit	D	%Rec	%Rec. Limits
Cr (VI)	0.034	F1	0.0500	0.0841		mg/L		101	85 - 115

Lab Sample ID: 480-170160-2 DU  
Matrix: Water  
Analysis Batch: 532714

Client Sample ID: MW-3R  
Prep Type: Total/NA

Analyte	Sample Result	Sample Qualifier	DU Result	DU Qualifier	Unit	D	RPD	RPD Limit
Cr (VI)	0.024		0.0234		mg/L		4	15

# QC Sample Results

Client: LAN Associates Inc  
Project/Site: Witmer Road G/W

Job ID: 480-170160-1

## Method: SM 3500 CR B - Chromium, Hexavalent (Continued)

Lab Sample ID: 480-170160-7 DU  
Matrix: Water  
Analysis Batch: 532714

Client Sample ID: SW-1  
Prep Type: Total/NA

Analyte	Sample Result	Sample Qualifier	DU Result	DU Qualifier	Unit	D	RPD	RPD Limit
Cr (VI)	0.034	F1	0.0368		mg/L		9	15

## Method: SM 5310C - TOC

Lab Sample ID: MB 480-534044/27  
Matrix: Water  
Analysis Batch: 534044

Client Sample ID: Method Blank  
Prep Type: Total/NA

Analyte	MB Result	MB Qualifier	RL	MDL	Unit	D	Prepared	Analyzed	Dil Fac
Total Organic Carbon	ND		1.0		mg/L			05/28/20 21:18	1

Lab Sample ID: LCS 480-534044/28  
Matrix: Water  
Analysis Batch: 534044

Client Sample ID: Lab Control Sample  
Prep Type: Total/NA

Analyte	Spike Added	LCS Result	LCS Qualifier	Unit	D	%Rec	%Rec. Limits
Total Organic Carbon	60.0	60.67		mg/L		101	90 - 110

# QC Association Summary

Client: LAN Associates Inc  
 Project/Site: Witmer Road G/W

Job ID: 480-170160-1

## GC/MS VOA

### Analysis Batch: 532681

Lab Sample ID	Client Sample ID	Prep Type	Matrix	Method	Prep Batch
480-170160-1	BR-1	Total/NA	Water	8260C	
480-170160-2	MW-3R	Total/NA	Water	8260C	
480-170160-3	MW-12	Total/NA	Water	8260C	
480-170160-4	MW-14N	Total/NA	Water	8260C	
480-170160-5	MW-5R	Total/NA	Water	8260C	
480-170160-6	Leachate	Total/NA	Water	8260C	
480-170160-7	SW-1	Total/NA	Water	8260C	
480-170160-8	Trip Blank	Total/NA	Water	8260C	
MB 480-532681/8	Method Blank	Total/NA	Water	8260C	
LCS 480-532681/6	Lab Control Sample	Total/NA	Water	8260C	

## Metals

### Prep Batch: 532832

Lab Sample ID	Client Sample ID	Prep Type	Matrix	Method	Prep Batch
480-170160-1	BR-1	Total/NA	Water	3005A	
480-170160-2	MW-3R	Total/NA	Water	3005A	
480-170160-3	MW-12	Total/NA	Water	3005A	
480-170160-4	MW-14N	Total/NA	Water	3005A	
480-170160-5	MW-5R	Total/NA	Water	3005A	
480-170160-6	Leachate	Total/NA	Water	3005A	
480-170160-7	SW-1	Total/NA	Water	3005A	
MB 480-532832/1-A	Method Blank	Total/NA	Water	3005A	
LCS 480-532832/2-A	Lab Control Sample	Total/NA	Water	3005A	

### Prep Batch: 533176

Lab Sample ID	Client Sample ID	Prep Type	Matrix	Method	Prep Batch
480-170160-1	BR-1	Total/NA	Water	7470A	
480-170160-2	MW-3R	Total/NA	Water	7470A	
480-170160-3	MW-12	Total/NA	Water	7470A	
480-170160-4	MW-14N	Total/NA	Water	7470A	
480-170160-5	MW-5R	Total/NA	Water	7470A	
480-170160-6	Leachate	Total/NA	Water	7470A	
480-170160-7	SW-1	Total/NA	Water	7470A	
MB 480-533176/1-A	Method Blank	Total/NA	Water	7470A	
LCS 480-533176/2-A	Lab Control Sample	Total/NA	Water	7470A	

### Analysis Batch: 533305

Lab Sample ID	Client Sample ID	Prep Type	Matrix	Method	Prep Batch
480-170160-1	BR-1	Total/NA	Water	6010C	532832
480-170160-2	MW-3R	Total/NA	Water	6010C	532832
480-170160-3	MW-12	Total/NA	Water	6010C	532832
480-170160-4	MW-14N	Total/NA	Water	6010C	532832
480-170160-5	MW-5R	Total/NA	Water	6010C	532832
480-170160-6	Leachate	Total/NA	Water	6010C	532832
480-170160-7	SW-1	Total/NA	Water	6010C	532832
MB 480-532832/1-A	Method Blank	Total/NA	Water	6010C	532832
LCS 480-532832/2-A	Lab Control Sample	Total/NA	Water	6010C	532832

# QC Association Summary

Client: LAN Associates Inc  
Project/Site: Witmer Road G/W

Job ID: 480-170160-1

## Metals

### Analysis Batch: 533460

Lab Sample ID	Client Sample ID	Prep Type	Matrix	Method	Prep Batch
480-170160-1	BR-1	Total/NA	Water	7470A	533176
480-170160-2	MW-3R	Total/NA	Water	7470A	533176
480-170160-3	MW-12	Total/NA	Water	7470A	533176
480-170160-4	MW-14N	Total/NA	Water	7470A	533176
480-170160-5	MW-5R	Total/NA	Water	7470A	533176
480-170160-6	Leachate	Total/NA	Water	7470A	533176
480-170160-7	SW-1	Total/NA	Water	7470A	533176
MB 480-533176/1-A	Method Blank	Total/NA	Water	7470A	533176
LCS 480-533176/2-A	Lab Control Sample	Total/NA	Water	7470A	533176

## General Chemistry

### Analysis Batch: 532714

Lab Sample ID	Client Sample ID	Prep Type	Matrix	Method	Prep Batch
480-170160-1	BR-1	Total/NA	Water	SM 3500 CR B	
480-170160-2	MW-3R	Total/NA	Water	SM 3500 CR B	
480-170160-3	MW-12	Total/NA	Water	SM 3500 CR B	
480-170160-4	MW-14N	Total/NA	Water	SM 3500 CR B	
480-170160-5	MW-5R	Total/NA	Water	SM 3500 CR B	
480-170160-6	Leachate	Total/NA	Water	SM 3500 CR B	
480-170160-7	SW-1	Total/NA	Water	SM 3500 CR B	
MB 480-532714/3	Method Blank	Total/NA	Water	SM 3500 CR B	
LCS 480-532714/4	Lab Control Sample	Total/NA	Water	SM 3500 CR B	
480-170160-1 MS	BR-1	Total/NA	Water	SM 3500 CR B	
480-170160-7 MS	SW-1	Total/NA	Water	SM 3500 CR B	
480-170160-2 DU	MW-3R	Total/NA	Water	SM 3500 CR B	
480-170160-7 DU	SW-1	Total/NA	Water	SM 3500 CR B	

### Analysis Batch: 532752

Lab Sample ID	Client Sample ID	Prep Type	Matrix	Method	Prep Batch
480-170160-1	BR-1	Total/NA	Water	SM 2540C	
480-170160-3	MW-12	Total/NA	Water	SM 2540C	
480-170160-4	MW-14N	Total/NA	Water	SM 2540C	
480-170160-5	MW-5R	Total/NA	Water	SM 2540C	
480-170160-6	Leachate	Total/NA	Water	SM 2540C	
480-170160-7	SW-1	Total/NA	Water	SM 2540C	
MB 480-532752/1	Method Blank	Total/NA	Water	SM 2540C	
LCS 480-532752/2	Lab Control Sample	Total/NA	Water	SM 2540C	
480-170160-1 DU	BR-1	Total/NA	Water	SM 2540C	

### Analysis Batch: 532755

Lab Sample ID	Client Sample ID	Prep Type	Matrix	Method	Prep Batch
480-170160-2	MW-3R	Total/NA	Water	SM 2540C	
MB 480-532755/1	Method Blank	Total/NA	Water	SM 2540C	
LCS 480-532755/2	Lab Control Sample	Total/NA	Water	SM 2540C	
480-170160-2 DU	MW-3R	Total/NA	Water	SM 2540C	

### Analysis Batch: 532874

Lab Sample ID	Client Sample ID	Prep Type	Matrix	Method	Prep Batch
480-170160-1	BR-1	Total/NA	Water	410.4	
480-170160-2	MW-3R	Total/NA	Water	410.4	

Eurofins TestAmerica, Buffalo

# QC Association Summary

Client: LAN Associates Inc  
 Project/Site: Witmer Road G/W

Job ID: 480-170160-1

## General Chemistry (Continued)

### Analysis Batch: 532874 (Continued)

Lab Sample ID	Client Sample ID	Prep Type	Matrix	Method	Prep Batch
480-170160-3	MW-12	Total/NA	Water	410.4	
480-170160-4	MW-14N	Total/NA	Water	410.4	
480-170160-5	MW-5R	Total/NA	Water	410.4	
480-170160-6	Leachate	Total/NA	Water	410.4	
480-170160-7	SW-1	Total/NA	Water	410.4	
MB 480-532874/52	Method Blank	Total/NA	Water	410.4	
MB 480-532874/76	Method Blank	Total/NA	Water	410.4	
LCS 480-532874/53	Lab Control Sample	Total/NA	Water	410.4	
LCS 480-532874/77	Lab Control Sample	Total/NA	Water	410.4	
480-170160-6 MS	Leachate	Total/NA	Water	410.4	
480-170160-6 MSD	Leachate	Total/NA	Water	410.4	

### Analysis Batch: 533550

Lab Sample ID	Client Sample ID	Prep Type	Matrix	Method	Prep Batch
480-170160-1	BR-1	Total/NA	Water	300.0	
480-170160-2	MW-3R	Total/NA	Water	300.0	
480-170160-3	MW-12	Total/NA	Water	300.0	
480-170160-4	MW-14N	Total/NA	Water	300.0	
480-170160-5	MW-5R	Total/NA	Water	300.0	
480-170160-6	Leachate	Total/NA	Water	300.0	
480-170160-7	SW-1	Total/NA	Water	300.0	
MB 480-533550/28	Method Blank	Total/NA	Water	300.0	
LCS 480-533550/27	Lab Control Sample	Total/NA	Water	300.0	
480-170160-6 MS	Leachate	Total/NA	Water	300.0	
480-170160-6 MSD	Leachate	Total/NA	Water	300.0	

### Analysis Batch: 534044

Lab Sample ID	Client Sample ID	Prep Type	Matrix	Method	Prep Batch
480-170160-1	BR-1	Total/NA	Water	SM 5310C	
480-170160-2	MW-3R	Total/NA	Water	SM 5310C	
480-170160-3	MW-12	Total/NA	Water	SM 5310C	
480-170160-4	MW-14N	Total/NA	Water	SM 5310C	
480-170160-5	MW-5R	Total/NA	Water	SM 5310C	
480-170160-6	Leachate	Total/NA	Water	SM 5310C	
480-170160-7	SW-1	Total/NA	Water	SM 5310C	
MB 480-534044/27	Method Blank	Total/NA	Water	SM 5310C	
LCS 480-534044/28	Lab Control Sample	Total/NA	Water	SM 5310C	

# Lab Chronicle

Client: LAN Associates Inc  
Project/Site: Witmer Road G/W

Job ID: 480-170160-1

## Client Sample ID: BR-1

Lab Sample ID: 480-170160-1

Date Collected: 05/19/20 09:40

Matrix: Water

Date Received: 05/19/20 14:10

Prep Type	Batch Type	Batch Method	Run	Dilution Factor	Batch Number	Prepared or Analyzed	Analyst	Lab
Total/NA	Analysis	8260C		1	532681	05/21/20 04:09	CRL	TAL BUF
Total/NA	Prep	3005A			532832	05/21/20 10:20	ADM	TAL BUF
Total/NA	Analysis	6010C		1	533305	05/22/20 15:01	AMH	TAL BUF
Total/NA	Prep	7470A			533176	05/26/20 11:46	BMB	TAL BUF
Total/NA	Analysis	7470A		1	533460	05/26/20 14:56	BMB	TAL BUF
Total/NA	Analysis	300.0		5	533550	05/28/20 00:59	IMZ	TAL BUF
Total/NA	Analysis	410.4		1	532874	05/20/20 18:44	CSS	TAL BUF
Total/NA	Analysis	SM 2540C		1	532752	05/20/20 16:08	E1T	TAL BUF
Total/NA	Analysis	SM 3500 CR B		1	532714	05/20/20 09:39	BEF	TAL BUF
Total/NA	Analysis	SM 5310C		1	534044	05/29/20 00:22	CLA	TAL BUF

## Client Sample ID: MW-3R

Lab Sample ID: 480-170160-2

Date Collected: 05/19/20 11:50

Matrix: Water

Date Received: 05/19/20 14:10

Prep Type	Batch Type	Batch Method	Run	Dilution Factor	Batch Number	Prepared or Analyzed	Analyst	Lab
Total/NA	Analysis	8260C		1	532681	05/21/20 04:34	CRL	TAL BUF
Total/NA	Prep	3005A			532832	05/21/20 10:20	ADM	TAL BUF
Total/NA	Analysis	6010C		1	533305	05/22/20 15:04	AMH	TAL BUF
Total/NA	Prep	7470A			533176	05/26/20 11:46	BMB	TAL BUF
Total/NA	Analysis	7470A		1	533460	05/26/20 14:57	BMB	TAL BUF
Total/NA	Analysis	300.0		5	533550	05/28/20 01:13	IMZ	TAL BUF
Total/NA	Analysis	410.4		1	532874	05/20/20 18:44	CSS	TAL BUF
Total/NA	Analysis	SM 2540C		1	532755	05/20/20 16:30	E1T	TAL BUF
Total/NA	Analysis	SM 3500 CR B		1	532714	05/20/20 09:39	BEF	TAL BUF
Total/NA	Analysis	SM 5310C		1	534044	05/29/20 00:37	CLA	TAL BUF

## Client Sample ID: MW-12

Lab Sample ID: 480-170160-3

Date Collected: 05/19/20 12:50

Matrix: Water

Date Received: 05/19/20 14:10

Prep Type	Batch Type	Batch Method	Run	Dilution Factor	Batch Number	Prepared or Analyzed	Analyst	Lab
Total/NA	Analysis	8260C		1	532681	05/21/20 04:58	CRL	TAL BUF
Total/NA	Prep	3005A			532832	05/21/20 10:20	ADM	TAL BUF
Total/NA	Analysis	6010C		1	533305	05/22/20 15:08	AMH	TAL BUF
Total/NA	Prep	7470A			533176	05/26/20 11:46	BMB	TAL BUF
Total/NA	Analysis	7470A		1	533460	05/26/20 14:59	BMB	TAL BUF
Total/NA	Analysis	300.0		5	533550	05/28/20 01:28	IMZ	TAL BUF
Total/NA	Analysis	410.4		1	532874	05/20/20 18:44	CSS	TAL BUF
Total/NA	Analysis	SM 2540C		1	532752	05/20/20 16:08	E1T	TAL BUF
Total/NA	Analysis	SM 3500 CR B		1	532714	05/20/20 09:39	BEF	TAL BUF
Total/NA	Analysis	SM 5310C		1	534044	05/29/20 00:53	CLA	TAL BUF



# Lab Chronicle

Client: LAN Associates Inc  
Project/Site: Witmer Road G/W

Job ID: 480-170160-1

**Client Sample ID: MW-14N**

**Lab Sample ID: 480-170160-4**

Date Collected: 05/19/20 11:10

Matrix: Water

Date Received: 05/19/20 14:10

Prep Type	Batch Type	Batch Method	Run	Dilution Factor	Batch Number	Prepared or Analyzed	Analyst	Lab
Total/NA	Analysis	8260C		1	532681	05/21/20 05:23	CRL	TAL BUF
Total/NA	Prep	3005A			532832	05/21/20 10:20	ADM	TAL BUF
Total/NA	Analysis	6010C		1	533305	05/22/20 15:12	AMH	TAL BUF
Total/NA	Prep	7470A			533176	05/26/20 11:46	BMB	TAL BUF
Total/NA	Analysis	7470A		1	533460	05/26/20 15:00	BMB	TAL BUF
Total/NA	Analysis	300.0		5	533550	05/28/20 01:43	IMZ	TAL BUF
Total/NA	Analysis	410.4		1	532874	05/20/20 18:44	CSS	TAL BUF
Total/NA	Analysis	SM 2540C		1	532752	05/20/20 16:08	E1T	TAL BUF
Total/NA	Analysis	SM 3500 CR B		1	532714	05/20/20 09:39	BEF	TAL BUF
Total/NA	Analysis	SM 5310C		1	534044	05/29/20 01:08	CLA	TAL BUF

**Client Sample ID: MW-5R**

**Lab Sample ID: 480-170160-5**

Date Collected: 05/19/20 10:25

Matrix: Water

Date Received: 05/19/20 14:10

Prep Type	Batch Type	Batch Method	Run	Dilution Factor	Batch Number	Prepared or Analyzed	Analyst	Lab
Total/NA	Analysis	8260C		1	532681	05/21/20 05:48	CRL	TAL BUF
Total/NA	Prep	3005A			532832	05/21/20 10:20	ADM	TAL BUF
Total/NA	Analysis	6010C		1	533305	05/22/20 15:15	AMH	TAL BUF
Total/NA	Prep	7470A			533176	05/26/20 11:46	BMB	TAL BUF
Total/NA	Analysis	7470A		1	533460	05/26/20 15:04	BMB	TAL BUF
Total/NA	Analysis	300.0		5	533550	05/28/20 01:57	IMZ	TAL BUF
Total/NA	Analysis	410.4		1	532874	05/20/20 18:44	CSS	TAL BUF
Total/NA	Analysis	SM 2540C		1	532752	05/20/20 16:08	E1T	TAL BUF
Total/NA	Analysis	SM 3500 CR B		1	532714	05/20/20 09:39	BEF	TAL BUF
Total/NA	Analysis	SM 5310C		1	534044	05/29/20 01:23	CLA	TAL BUF

**Client Sample ID: Leachate**

**Lab Sample ID: 480-170160-6**

Date Collected: 05/19/20 12:10

Matrix: Water

Date Received: 05/19/20 14:10

Prep Type	Batch Type	Batch Method	Run	Dilution Factor	Batch Number	Prepared or Analyzed	Analyst	Lab
Total/NA	Analysis	8260C		1	532681	05/21/20 06:13	CRL	TAL BUF
Total/NA	Prep	3005A			532832	05/21/20 10:20	ADM	TAL BUF
Total/NA	Analysis	6010C		1	533305	05/22/20 15:30	AMH	TAL BUF
Total/NA	Prep	7470A			533176	05/26/20 11:46	BMB	TAL BUF
Total/NA	Analysis	7470A		1	533460	05/26/20 15:05	BMB	TAL BUF
Total/NA	Analysis	300.0		5	533550	05/28/20 02:12	IMZ	TAL BUF
Total/NA	Analysis	410.4		1	532874	05/20/20 18:44	CSS	TAL BUF
Total/NA	Analysis	SM 2540C		1	532752	05/20/20 16:08	E1T	TAL BUF
Total/NA	Analysis	SM 3500 CR B		1	532714	05/20/20 09:39	BEF	TAL BUF
Total/NA	Analysis	SM 5310C		1	534044	05/29/20 01:39	CLA	TAL BUF

# Lab Chronicle

Client: LAN Associates Inc  
Project/Site: Witmer Road G/W

Job ID: 480-170160-1

**Client Sample ID: SW-1**

**Lab Sample ID: 480-170160-7**

Date Collected: 05/19/20 10:20

Matrix: Water

Date Received: 05/19/20 14:10

Prep Type	Batch Type	Batch Method	Run	Dilution Factor	Batch Number	Prepared or Analyzed	Analyst	Lab
Total/NA	Analysis	8260C		1	532681	05/21/20 06:38	CRL	TAL BUF
Total/NA	Prep	3005A			532832	05/21/20 10:20	ADM	TAL BUF
Total/NA	Analysis	6010C		1	533305	05/22/20 15:34	AMH	TAL BUF
Total/NA	Prep	7470A			533176	05/26/20 11:46	BMB	TAL BUF
Total/NA	Analysis	7470A		1	533460	05/26/20 15:06	BMB	TAL BUF
Total/NA	Analysis	300.0		1	533550	05/28/20 03:25	IMZ	TAL BUF
Total/NA	Analysis	410.4		1	532874	05/20/20 18:44	CSS	TAL BUF
Total/NA	Analysis	SM 2540C		1	532752	05/20/20 16:08	E1T	TAL BUF
Total/NA	Analysis	SM 3500 CR B		1	532714	05/20/20 09:39	BEF	TAL BUF
Total/NA	Analysis	SM 5310C		1	534044	05/29/20 01:54	CLA	TAL BUF

**Client Sample ID: Trip Blank**

**Lab Sample ID: 480-170160-8**

Date Collected: 05/19/20 00:00

Matrix: Water

Date Received: 05/19/20 14:10

Prep Type	Batch Type	Batch Method	Run	Dilution Factor	Batch Number	Prepared or Analyzed	Analyst	Lab
Total/NA	Analysis	8260C		1	532681	05/21/20 07:02	CRL	TAL BUF

**Laboratory References:**

TAL BUF = Eurofins TestAmerica, Buffalo, 10 Hazelwood Drive, Amherst, NY 14228-2298, TEL (716)691-2600

# Accreditation/Certification Summary

Client: LAN Associates Inc  
Project/Site: Witmer Road G/W

Job ID: 480-170160-1

## Laboratory: Eurofins TestAmerica, Buffalo

The accreditations/certifications listed below are applicable to this report.

Authority	Program	Identification Number	Expiration Date
New York	NELAP	10026	04-02-21

1

2

3

4

5

6

7

8

9

10

11

12

13

14

15

# Method Summary

Client: LAN Associates Inc  
Project/Site: Witmer Road G/W

Job ID: 480-170160-1

Method	Method Description	Protocol	Laboratory
8260C	Volatile Organic Compounds by GC/MS	SW846	TAL BUF
6010C	Metals (ICP)	SW846	TAL BUF
7470A	Mercury (CVAA)	SW846	TAL BUF
300.0	Anions, Ion Chromatography	MCAWW	TAL BUF
410.4	COD	MCAWW	TAL BUF
SM 2540C	Solids, Total Dissolved (TDS)	SM	TAL BUF
SM 3500 CR B	Chromium, Hexavalent	SM	TAL BUF
SM 5310C	TOC	SM	TAL BUF
3005A	Preparation, Total Metals	SW846	TAL BUF
5030C	Purge and Trap	SW846	TAL BUF
7470A	Preparation, Mercury	SW846	TAL BUF

**Protocol References:**

MCAWW = "Methods For Chemical Analysis Of Water And Wastes", EPA-600/4-79-020, March 1983 And Subsequent Revisions.

SM = "Standard Methods For The Examination Of Water And Wastewater"

SW846 = "Test Methods For Evaluating Solid Waste, Physical/Chemical Methods", Third Edition, November 1986 And Its Updates.

**Laboratory References:**

TAL BUF = Eurofins TestAmerica, Buffalo, 10 Hazelwood Drive, Amherst, NY 14228-2298, TEL (716)691-2600

# Sample Summary

Client: LAN Associates Inc  
Project/Site: Witmer Road G/W

Job ID: 480-170160-1

Lab Sample ID	Client Sample ID	Matrix	Collected	Received	Asset ID
480-170160-1	BR-1	Water	05/19/20 09:40	05/19/20 14:10	
480-170160-2	MW-3R	Water	05/19/20 11:50	05/19/20 14:10	
480-170160-3	MW-12	Water	05/19/20 12:50	05/19/20 14:10	
480-170160-4	MW-14N	Water	05/19/20 11:10	05/19/20 14:10	
480-170160-5	MW-5R	Water	05/19/20 10:25	05/19/20 14:10	
480-170160-6	Leachate	Water	05/19/20 12:10	05/19/20 14:10	
480-170160-7	SW-1	Water	05/19/20 10:20	05/19/20 14:10	
480-170160-8	Trip Blank	Water	05/19/20 00:00	05/19/20 14:10	

1

2

3

4

5

6

7

8

9

10

11


12

13

14

15

### Chain of Custody Record

<b>Client Information</b>		Sampler: <u>TJB/JAS</u>		Lab PM: Stone, Judy L		COC No: 480-146110-16534.1														
Client Contact: Gary Joiner		Phone: <u>716-473-8185</u>		E-Mail: judy.stone@testamericainc.com		Page: Page 1 of 1														
Company: CC Metals and Alloys LLC		Due Date Requested: <u>STD</u>		Analysis Requested		Job #: _____														
Address: PO BOX 217		TAT Requested (days): <u>STD</u>		Perform MS/MSD (Yes or No) <input checked="" type="checkbox"/>		Preservation Codes: A - HCL B - NaOH C - 7n Acetate M - Hexane N - None O - As Meq/2														
City: Calvert City		PO #: _____		Field Filtered Sample (Yes or No) <input checked="" type="checkbox"/>		Barcode:  480-170160 Chain of Custody														
State, Zip: KY, 42029		Purchase Order not required		300.0_28D - Br, Cl, SO4		Other: _____														
Phone: 904-343-3087(Tel) 904-824-0726(Fax)		WO #: _____		410.4 - Chemical Oxygen Demand		Total Number of cor: <u>10</u>														
Email: gjoiner@ccmetals.com		Project #: 48003429		6010C, 7470A		Special Instructions/Note: _____														
Project Name: Witmer Road G/W/ Event Desc: Witmer Road G/W		SSCW#: _____		2540C - Calcd - Total Dissolved Solids		Special Instructions/Note: _____														
Site: New York				8260C - TCL list OLM04.2		Special Instructions/Note: _____														
				3500_CR_B - Cr (VI)		Special Instructions/Note: _____														
Sample Identification	Sample Date	Sample Time	Sample Type (C=Comp, G=grab)	Matrix (W=water, S=solid, O=soil, BT=tissue, A=As)	Preservation Code	Field Sampling - (MOD) pH, Cond, Temp, Turb	2540C - Calcd - Total Dissolved Solids	8260C - TCL list OLM04.2	6010C, 7470A	410.4 - Chemical Oxygen Demand	Perform MS/MSD (Yes or No)	Field Filtered Sample (Yes or No)	300.0_28D - Br, Cl, SO4	410.4 - Chemical Oxygen Demand	6010C, 7470A	8260C - TCL list OLM04.2	2540C - Calcd - Total Dissolved Solids	Field Sampling - (MOD) pH, Cond, Temp, Turb	3500_CR_B - Cr (VI)	
BR-1	5-19-20	0940	G	Water																
MW-3R		1150		Water																
MW-12		1250		Water																
MW-14N		1110		Water																
MW-5R		1025		Water																
Leachate		1210	↓	Water																
SW-1	5-19-20	1020	G	Water																
<b>Possible Hazard Identification</b>		<input checked="" type="checkbox"/> Non-Hazard <input type="checkbox"/> Flammable <input type="checkbox"/> Skin Irritant <input type="checkbox"/> Poison B <input type="checkbox"/> Unknown <input type="checkbox"/> Radiological		<b>Sample Disposal (A fee may be assessed if samples are retained longer than 1 month)</b>		<input type="checkbox"/> Return To Client <input checked="" type="checkbox"/> Disposal By Lab <input type="checkbox"/> Archive For _____ Months		Special Instructions/QC Requirements:		Method of Shipment:		Received by: <u>ChamKow C. v. 10</u>		Date/Time: <u>05/19/20 1410</u>		Company: _____				
Deliverable Requested: I, II, III, IV, Other (specify)		Empty Kit Relinquished by: <u>[Signature]</u>		Date: <u>5-19-20 / 1410</u>		Relinquished by: <u>[Signature]</u>		Date/Time: _____		Company: _____		Relinquished by: _____		Date/Time: _____		Company: _____				
Custody Seals Intact: <input type="checkbox"/> Yes <input type="checkbox"/> No		Custody Seal No.: <u>318 217 # 126E</u>		Cooler Temperature(s) °C and Other Remarks: _____		Received by: _____		Date/Time: _____		Company: _____		Received by: _____		Date/Time: _____		Company: _____				



## Login Sample Receipt Checklist

Client: LAN Associates Inc

Job Number: 480-170160-1

**Login Number: 170160**

**List Number: 1**

**Creator: Kolb, Chris M**

**List Source: Eurofins TestAmerica, Buffalo**

Question	Answer	Comment
Radioactivity either was not measured or, if measured, is at or below background	True	
The cooler's custody seal, if present, is intact.	True	
The cooler or samples do not appear to have been compromised or tampered with.	True	
Samples were received on ice.	True	
Cooler Temperature is acceptable.	True	
Cooler Temperature is recorded.	True	
COC is present.	True	
COC is filled out in ink and legible.	True	
COC is filled out with all pertinent information.	True	
Is the Field Sampler's name present on COC?	True	
There are no discrepancies between the sample IDs on the containers and the COC.	True	
Samples are received within Holding Time (Excluding tests with immediate HTs)..	True	
Sample containers have legible labels.	True	
Containers are not broken or leaking.	True	
Sample collection date/times are provided.	True	
Appropriate sample containers are used.	True	
Sample bottles are completely filled.	True	
Sample Preservation Verified	True	
There is sufficient vol. for all requested analyses, incl. any requested MS/MSDs	True	
VOA sample vials do not have headspace or bubble is <6mm (1/4") in diameter.	True	
If necessary, staff have been informed of any short hold time or quick TAT needs	True	
Multiphasic samples are not present.	True	
Samples do not require splitting or compositing.	True	
Sampling Company provided.	True	b+l
Samples received within 48 hours of sampling.	True	
Samples requiring field filtration have been filtered in the field.	True	
Chlorine Residual checked.	N/A	



**SITE:** CCMA Witmer Rd **SAMPLE LOCATION:** MW-BR1  
**CLIENT:** \_\_\_\_\_ **JOB #:** 2341.001.001  
**Weather Conditions:** Cloudy **Temperature:** 64°F  
**SAMPLE TYPE:** Groundwater  Surface Water  Other (specify): \_\_\_\_\_  
 Sediment  Leachate

### WATER LEVEL DATA

Static Water Level (feet)*:	<u>10.51</u>
Measured Well Depth (feet)*:	<u>35.95</u>
Well Casing Diameter (inches):	<u>2</u>
Calculated Volume in Well Casing (gallons):	<u>4.15</u>

\*depth from measuring point

**Measuring Point:** Top of Riser  
**Measured by:** TJB  
**Date:** 05/19/20  
**Time:** 0915

### PURGING METHOD

**Equipment:** Bailer  Submersible Pump  Air Lift System   
 Bladder Pump  Foot Valve  Peristaltic Pump   
 Dedicated  Non-dedicated

**Calculated Volume Of Water To Be Purged (gallons):** 12.46 *purged @ 275ml/min*  
**Actual Volume of Water Purged (gallons):** 2.00

Did well purge dry? No  Yes   
 Did well recover? No  Yes  **Recovery Time:** \_\_\_\_\_

### Purge water stabilization readings:

Pumping Rate: \_\_\_\_\_

Pressure (psi): \_\_\_\_\_

Volume Removed	Time	SWL (ft.)	pH (std.)	Sp. Cond. (umhos/cm)	Temp. (F)	DO (mg/L)	Turb (NTU)	Orp (mV)	Volume Purged
Initial	<u>0920</u>	<u>10.70</u>	<u>8.13</u>	<u>713</u>	<u>51.4</u>	<u>-</u>	<u>2.19</u>	<u>105</u>	
V1	<u>0930</u>	<u>10.72</u>	<u>7.66</u>	<u>698.5</u>	<u>50.6</u>	<u>-</u>	<u>4.11</u>	<u>100</u>	
V2	<u>0935</u>	<u>10.72</u>	<u>7.61</u>	<u>699</u>	<u>50.6</u>	<u>-</u>	<u>2.50</u>	<u>58</u>	
V3	<u>0940</u>	<u>10.72</u>	<u>7.62</u>	<u>701.4</u>	<u>50.5</u>	<u>-</u>	<u>2.32</u>	<u>44</u>	<u>2 gallons</u>
V4									
V5									
V6									
V7									
V8									
V9									
V10									
Sample									

### SAMPLING METHOD

**Equipment:** Bailer  Submersible Pump  Air Lift System   
 Bladder Pump  Foot Valve  Peristaltic Pump   
 Dedicated  Non-dedicated  Grab

**Sampled by:** TJB/JAS **Time:** 0940 **Date:** 5/19/2020

### SAMPLING DATA

**Sampling Appearance**  
**Color:** clear **Sediment:** flakes  
**Odor:** slight stale

**Samples Collected (Number/Type):** 10 Bottles

**Samples Delivered to:** Eurpins Test America **Time:** \_\_\_\_\_ **Date:** 05/19/20

### COMMENTS:



## FIELD SAMPLING DATA SHEET

**SITE:** CCMA Witmer Rd **SAMPLE LOCATION:** MW-3R  
**CLIENT:** \_\_\_\_\_ **JOB #:** 2341.001.001  
**Weather Conditions:** Cloudy **Temperature:** 64°F  
**SAMPLE TYPE:** Groundwater  Surface Water  Other (specify): \_\_\_\_\_  
 Sediment  Leachate

**WATER LEVEL DATA**

Static Water Level (feet)*:	<u>2.25</u>	Measuring Point:	<u>Top of Riser</u>
Measured Well Depth (feet)*:	<u>11.94</u>	Measured by:	<u>TJB</u>
Well Casing Diameter (inches):	<u>2</u>	Date:	<u>05/19/20</u>
Calculated Volume in Well Casing (gallons):	<u>1.58</u>	Time:	<u>11:30</u>

\*depth from measuring point

**PURGING METHOD**

Equipment: Bailer  Submersible Pump  Air Lift System   
 Bladder Pump  Foot Valve  Peristaltic Pump   
 Dedicated  Non-dedicated

Calculated Volume Of Water To Be Purged (gallons): 4.74  
 Actual Volume of Water Purged (gallons): 1.75

Did well purge dry? No  Yes   
 Did well recover? No  Yes  Recovery Time: \_\_\_\_\_

325 ml  
h.  
purge

**Purge water stabilization readings:** Pumping Rate: \_\_\_\_\_ Pressure (psi): \_\_\_\_\_

Volume Removed	Time	SWL (ft.)	pH (std.)	Sp. Cond (umhos/cm)	Temp. (F)	DO (mg/L)	Turb (NTU)	Orp (mV)	Volume Purged
Initial	<u>11:24</u>	<u>2.79</u>	<u>7.48</u>	<u>1314</u>	<u>51.8</u>	<u>-</u>	<u>14.7</u>	<u>87</u>	
V1	<u>11:29</u>	<u>3.35</u>	<u>7.38</u>	<u>1319</u>	<u>51.0</u>	<u>-</u>	<u>2.72</u>	<u>99</u>	
V2	<u>11:44</u>	<u>3.50</u>	<u>7.39</u>	<u>1323</u>	<u>50.5</u>	<u>&lt;</u>	<u>1.12</u>	<u>103</u>	
V3	<u>11:49</u>	<u>3.55</u>	<u>7.38</u>	<u>1324</u>	<u>51.2</u>	<u>-</u>	<u>1.04</u>	<u>111</u>	<u>1.75 gal</u>
V4									
V5									
V6									
V7									
V8									
V9									
V10									
Sample									

**SAMPLING METHOD**

Equipment: Bailer  Submersible Pump  Air Lift System   
 Bladder Pump  Foot Valve  Peristaltic Pump   
 Dedicated  Non-dedicated  Grab

Sampled by: TJB/JAS Time: 11:50 Date: 5/19/2020

**SAMPLING DATA**

Sampling Appearance: Color: clear Sediment: no sediment  
 Odor: no odor

Samples Collected (Number/Type): 10 Bottles

Samples Delivered to: Eurfins Test America Time: \_\_\_\_\_ Date: 05/19/20

**COMMENTS:**

---



---

## FIELD SAMPLING DATA SHEET

**SITE:** CCMA Witmer Rd      **SAMPLE LOCATION:** MW 5R  
**CLIENT:** \_\_\_\_\_      **JOB #:** 2341.001.001  
**Weather Conditions:** cloudy      **Temperature:** 64°F  
**SAMPLE TYPE:**    Groundwater       Surface Water       Other (specify): \_\_\_\_\_  
                          Sediment                       Leachate

**WATER LEVEL DATA**

Static Water Level (feet)*:	<u>5.46</u>	Measuring Point: <u>Top of Riser</u>
Measured Well Depth (feet)*:	<u>19.85</u>	Measured by: <u>TJB</u>
Well Casing Diameter (inches):	<u>2</u>	Date: <u>05/19/20</u>
Calculated Volume in Well Casing (gallons):	<u>2.35</u>	Time: <u>1000</u>

\*depth from measuring point

**PURGING METHOD**

Equipment:      Bailer       Submersible Pump       Air Lift System   
                          Bladder Pump       Foot Valve       Peristaltic Pump   
                          Dedicated       Non-dedicated

Calculated Volume Of Water To Be Purged (gallons): 7.05  
 Actual Volume of Water Purged (gallons): 3.25      *purged @ 200ml/min*

Did well purge dry?      No       Yes   
 Did well recover?      No       Yes       Recovery Time: \_\_\_\_\_

**Purge water stabilization readings:**      Pumping Rate: \_\_\_\_\_      Pressure (psi): \_\_\_\_\_

Volume Removed	Time	SWL (ft.)	pH (std.)	Sp. Cond. (umhos/cm)	Temp. (F)	DO (mg/L)	Turb (NTU)	Orp (mV)	Volume Purged
Initial	10:05	7.05	7.82	913.7	49.1	—	14.3	133	
V1	10:10	9.26	7.82	906.9	49.5	—	4.27	125	
V2	10:15	10.45	7.91	912.7	49.9	—	3.55	126	
V3	10:20	11.44	7.91	905.2	49.8	—	3.44	96	1.25 gal
V4									
V5									
V6									
V7									
V8									
V9									
V10									
Sample									

**SAMPLING METHOD**

Equipment:      Bailer       Submersible Pump       Air Lift System   
                          Bladder Pump       Foot Valve       Peristaltic Pump   
                          Dedicated       Non-dedicated       Grab

Sampled by: TJB/JAS      Time: 1025      Date: 5/19/2020

**SAMPLING DATA**

Sampling Appearance

Color: clear      Sediment: fine  
 Odor: stale

Samples Collected (Number/Type): 10 bottles

Samples Delivered to: Eurins Test America      Time: \_\_\_\_\_      Date: 05/19/20

**COMMENTS:**

\_\_\_\_\_

\_\_\_\_\_

## FIELD SAMPLING DATA SHEET

**SITE:** CCMA Witmer Rd      **SAMPLE LOCATION:** MW-12  
**CLIENT:** \_\_\_\_\_      **JOB #:** 2341.001.001  
**Weather Conditions:** cloudy      **Temperature:** 64°F  
**SAMPLE TYPE:** Groundwater       Surface Water       Other (specify): \_\_\_\_\_  
                          Sediment       Leachate

### WATER LEVEL DATA

Static Water Level (feet)*:	<u>8.26</u>
Measured Well Depth (feet)*:	<u>20.12</u>
Well Casing Diameter (inches):	<u>3.4</u>
Calculated Volume in Well Casing (gallons):	<u>7.74</u>

\*depth from measuring point

**Measuring Point:** Top of Riser  
**Measured by:** TJB  
**Date:** 05/19/20  
**Time:** 1225

### PURGING METHOD

**Equipment:**      Bailer       Submersible Pump       Air Lift System   
                          Bladder Pump       Foot Valve       Peristaltic Pump   
                          Dedicated       Non-dedicated

**Calculated Volume Of Water To Be Purged (gallons):** 23.23  
**Actual Volume of Water Purged (gallons):** 1.50

**Did well purge dry?**      No       Yes   
**Did well recover?**      No       Yes       **Recovery Time:** \_\_\_\_\_

325  
ml/m<sup>4</sup>  
purge

### Purge water stabilization readings:

Pumping Rate: \_\_\_\_\_

Pressure (psi): \_\_\_\_\_

Volume Removed	Time	SWL (ft.)	pH (std.)	Sp. Cond. (umhos/cm)	Temp. (F)	DO (mg/L)	Turb (NTU)	Orp (mV)	Volume Purged
Initial	12:30	8.65	7.58	1282	52.1	-	17.0	122	
V1	12:35	9.28	7.47	1293	51.2	-	7.93	103	↓
V2	12:40	9.96	7.46	1291	51.9	-	6.27	98	↓
V3	12:45	10.56	7.46	1294	51.4	-	5.57	98	1.5 gal
V4									
V5									
V6									
V7									
V8									
V9									
V10									
Sample									

### SAMPLING METHOD

**Equipment:**      Bailer       Submersible Pump       Air Lift System   
                          Bladder Pump       Foot Valve       Peristaltic Pump   
                          Dedicated       Non-dedicated       Grab

**Sampled by:** TJB/JAS      **Time:** 1250      **Date:** 5/19/2020

### SAMPLING DATA

**Sampling Appearance**  
**Color:** clear      **Sediment:** finer  
**Odor:** none

**Samples Collected (Number/Type):** 10 Bottles

**Samples Delivered to:** Eurfin Test America      **Time:** \_\_\_\_\_      **Date:** 05/19/20

### COMMENTS:

\_\_\_\_\_

\_\_\_\_\_

## FIELD SAMPLING DATA SHEET

**SITE:** CCMA Witmer Rd      **SAMPLE LOCATION:** MW-14N  
**CLIENT:** \_\_\_\_\_      **JOB #:** 2341.001.001  
**Weather Conditions:** cloudy      **Temperature:** 64°F  
**SAMPLE TYPE:** Groundwater       Surface Water       Other (specify): \_\_\_\_\_  
 Sediment       Leachate

**WATER LEVEL DATA**

Static Water Level (feet)*:	<u>6.90</u>	Measuring Point: <u>Top of Riser</u>
Measured Well Depth (feet)*:	<u>26.43</u>	Measured by: <u>TJB</u>
Well Casing Diameter (inches):	<u>2</u>	Date: <u>05/19/20</u>
Calculated Volume in Well Casing (gallons):	<u>2.21</u>	Time: <u>1045</u>

\*depth from measuring point

purg  
260 gal  
m.d

**PURGING METHOD**

Equipment:      Bailer       Submersible Pump       Air Lift System   
 Bladder Pump       Foot Valve       Peristaltic Pump   
 Dedicated       Non-dedicated

Calculated Volume Of Water To Be Purged (gallons): 6.62  
 Actual Volume of Water Purged (gallons): 2.25

Did well purge dry?      No       Yes   
 Did well recover?      No       Yes       Recovery Time: \_\_\_\_\_

**Purge water stabilization readings:**      Pumping Rate: \_\_\_\_\_      Pressure (psi): \_\_\_\_\_

Volume Removed	Time	SWL (ft.)	pH (std.)	Sp. Cond. (umhos/cm)	Temp. (F)	DO (mg/L)	Turb (NTU)	Orp (mV)	Volume Purged
Initial	<u>10:48</u>	<u>7.01</u>	<u>7.39</u>	<u>1542</u>	<u>52.2</u>	—	<u>122</u>	<u>127</u>	
V1	<u>10:53</u>	<u>7.03</u>	<u>7.32</u>	<u>1538</u>	<u>52.3</u>	—	<u>41.6</u>	<u>50</u>	
V2	<u>10:58</u>	<u>7.04</u>	<u>7.39</u>	<u>1540</u>	<u>52.3</u>	—	<u>21.0</u>	<u>33</u>	
V3	<u>11:03</u>	<u>7.05</u>	<u>7.21</u>	<u>1532</u>	<u>51.9</u>	—	<u>15.7</u>	<u>33</u>	
V4	<u>11:08</u>	<u>7.05</u>	<u>7.18</u>	<u>1532</u>	<u>52.3</u>	—	<u>15.1</u>	<u>33</u>	<u>2.25 gal</u>
V5									
V6									
V7									
V8									
V9									
V10									
Sample									

**SAMPLING METHOD**

Equipment:      Bailer       Submersible Pump       Air Lift System   
 Bladder Pump       Foot Valve       Peristaltic Pump   
 Dedicated       Non-dedicated       Grab

Sampled by: TJB/JAS      Time: 1110      Date: 5/19/2020

**SAMPLING DATA**

Sampling Appearance

Color: clear      Sediment: finer  
 Odor: none

Samples Collected (Number/Type): 10 bottles

Samples Delivered to: Eurins Test America      Time: \_\_\_\_\_      Date: 05/19/20

**COMMENTS:**

---



---

# Barton & Loguidice

## FIELD SAMPLING DATA SHEET

SITE: CCMA Wittmer Rd  
 CLIENT: \_\_\_\_\_  
 Weather Conditions: cloudy  
 SAMPLE TYPE: Groundwater   
 Sediment

SAMPLE LOCATION: SW-1  
 JOB #: 2341.ccl.ccl  
 Temperature: 64°F  
 Surface Water   
 Leachate  Other (specify): \_\_\_\_\_

### WATER LEVEL DATA

Static Water Level (feet)*:	_____
Measured Well Depth (feet)*:	_____
Well Casing Diameter (inches):	<u>2</u>
Calculated Volume in Well Casing (gallons):	_____

Measuring Point: Top of PVC  
 Measured by: \_\_\_\_\_  
 Date: \_\_\_\_\_  
 Time: \_\_\_\_\_

\*depth from measuring point

### PURGING METHOD

Equipment: Bailer  Submersible Pump  Air Lift System   
 Non-dedicated  Foot Valve  Peristaltic Pump   
 Dedicated  Bladder Pump  Grab

Calculated Volume Of Water To Be Purged (gallons): \_\_\_\_\_

Actual Volume of Water Purged (gallons): \_\_\_\_\_

Did well purge dry? No  Yes   
 Did well recover? No  Yes  Recovery Time: \_\_\_\_\_

### SAMPLING METHOD

Equipment: grab Bailer  Submersible Pump  Air Lift System   
 Non-dedicated  Foot Valve  Peristaltic Pump   
 Dedicated  Bladder Pump  Waterra

Sampled by: TJB Time: 1020 Date: 5-19-20

### SAMPLING DATA

Sample Appearance  
 Color: tan/yellow tint Sediment: fibers/organic  
 Odor: stale

### Field Measured Parameters

pH (Standard Units)	<u>9.29</u>	-	Sp. Conductivity (umhos/cm)	<u>456</u>	-
Temperature (F)	<u>56.1</u>	-	Eh-Redox Potential (mV)	<u>69</u>	-
Turbidity (NTU)	<u>19.0</u>	-	Dissolved Oxygen (mg/L)	<u>1026</u>	-

Samples Collected (Number/Type): 10 Bottles

Samples Delivered to: Enviro Test America Time: \_\_\_\_\_ Date: 5-19-20

### COMMENTS:

## FIELD SAMPLING DATA SHEET

**SITE:** CCMA Witmer Rd      **SAMPLE LOCATION:** LS-1 (Leachate)  
**CLIENT:** \_\_\_\_\_      **JOB #:** 2341.001.001  
**Weather Conditions:** cloudy      **Temperature:** 64°F  
**SAMPLE TYPE:** Groundwater       Surface Water       Other (specify): \_\_\_\_\_  
                          Sediment       Leachate

### WATER LEVEL DATA

Static Water Level (feet)*:	
Measured Well Depth (feet)*:	
Well Casing Diameter (inches):	2
Calculated Volume in Well Casing (gallons):	

\*depth from measuring point

**Measuring Point:** Top of Riser  
**Measured by:** TJB  
**Date:** 05/19/20  
**Time:** \_\_\_\_\_

### PURGING METHOD

**Equipment:**      Bailer       Submersible Pump       Air Lift System   
                          Bladder Pump       Foot Valve       Peristaltic Pump   
                          Dedicated       Non-dedicated

**Calculated Volume Of Water To Be Purged (gallons):** \_\_\_\_\_  
**Actual Volume of Water Purged (gallons):** \_\_\_\_\_

Did well purge dry?      No       Yes   
 Did well recover?      No       Yes       **Recovery Time:** \_\_\_\_\_

### Purge water stabilization readings:

Volume Removed	Time	SWL (ft.)	pH (std.)	Sp. Cond. (umhos/cm)	Temp. (F)	DO (mg/L)	Turb (NTU)	Orp (mV)	Volume Purged	Rumping Rate:	Pressure (psi):
Initial											
V1											
V2											
V3											
V4											
V5											
V6											
V7											
V8											
V9											
V10											
Sample	12:10		8.07	1476	50.6	—	10.26	71			

### SAMPLING METHOD

**Equipment:**      Bailer       Submersible Pump       Air Lift System   
                          Bladder Pump       Foot Valve       Peristaltic Pump   
                          Dedicated       Non-dedicated       Grab

**Sampled by:** TJB/JAS      **Time:** 1210      **Date:** 5/19/2020

### SAMPLING DATA

**Sampling Appearance**  
**Color:** clear      **Sediment:** organic fines  
**Odor:** no odor

**Samples Collected (Number/Type):** 10 Bottles

**Samples Delivered to:** Eurins Test America      **Time:** \_\_\_\_\_      **Date:** 05/19/20

### COMMENTS:

\_\_\_\_\_

\_\_\_\_\_

# Barton & Loguidice

## Calibration Record

Project No: CCMA - Withner Rd, 2341.001.001 Date: 5-19-20  
 Calibrated By: TJB Time: 0905

### pH Instrument Model:

Standard Solution	Calibration Reading	Acceptable Range
pH 4:	4.01 ✓	(+/- 1.0 pH, pH 3.0 - 5.0)
pH 7:	7.02 ✓	(+/- 1.5 pH, pH 5.5 - 8.5)
pH 10:	10.03 ✓	(+/- 1.0 pH, pH 9.0 - 11.0)

### Sp. Conductivity Instrument Model:

Standard Solution	Calibration Reading	Acceptable Range
7000 uS	7040 → 7000 ✓	(+/- 1.0 % Error)

### ORP Instrument Model:

Standard Solution	Calibration Reading	Acceptable Range
	<input type="text"/>	Myron 6p ORP calibration is calculated by pH and SPC values

### Turbidimeter Model: LaMotte 2020we

Standard Solution	Calibration Reading	Acceptable Range
0.0	Blank	Blank 0.0 NTU
1.0	1.19 → 1.00 ✓	(0.5-1.5 NTU)
10.0	8.45 → 10.00 ✓	(8-12 NTU)

### Dissolved Oxygen Meter Model: YSI EcoSense

Saturated Air	Air Pressure (MB)	Calibration Reading	Acceptable Range
100%	1,022.01 30.2 in Hg =	1020 ✓	(+/- 5.0% Error, 95-105%)

Comments \_\_\_\_\_  
 \_\_\_\_\_  
 \_\_\_\_\_  
 \_\_\_\_\_

10 Hazelwood Drive  
 Amherst, NY 14228-2298  
 Phone 716-691-2600 Fax: 716-691-7991

# Chain of Custody Record

**Client Information**  
 Client Contact: Gary Joiner  
 Company: CC Metals and Alloys LLC  
 Address: PO BOX 217  
 City: Calvert City  
 State, Zip: KY 42029  
 Phone: 904-343-3087(Tel) 904-824-0728(Fax)  
 Email: gjoiner@ccmetals.com  
 Project Name: Wilmer Road GW/ Event Desc: Wilmer Road GW  
 Site: New York  
 Project #: 48003429  
 SOW#:   
 Lab Pk: Stone, Judy L  
 E-Mail: judy.stone@testamericainc.com

Due Date Requested: **STO**  
 TAT Requested (days): **STO**  
 PO #: **STO**  
 Purchase Order not required  
 W/O #:  
 Analysis Requested

Sample Identification	Sample Date	Sample Time	Sample Type (C=Comp, G=grab)	Matrix (Inorganic, Organic, Petroleum, etc.)	Field Filtered Sample (Yes or No)	Perform All Tests (Yes or No)	Analysis Requested	GC/MS No.	Page
BR-1	5-19-20	0940	G	Water	X	N	300.0 28D - Br, Cl, SO4	480-146110-16534.1	Page 1 of 1
MMW-3R		1150		Water	X	S	410.4 - Chemical Oxygen Demand		
MMW-12		1250		Water	X	D	6010C, 7470A		
MMW-14N		1110		Water	X	A	SM5310D - TOC		
MMW-SR		1025		Water	X	A	8260C - TCL list OLM04.2		
Leachate		1210		Water	X	N	2540C_Calcd - Total Dissolved Solids		
SW-1	5-14-20	1020	G	Water	X	N	Field Sampling - (MOD) pH, Cond, Temp, Turb		
					X	N	3500_CR_B - Cr (VI)		
					X		Total Number of containers		

**Possible Hazard Identification**  
 Non-Hazard  
 Flammable  
 Skin Irritant  
 Poison B  
 Unknown  
 Radiological  
 Deliverable Requested: I, II, III, IV, Other (specify)  
 Empty Kit Relinquished by:  
 Relinquished by: *[Signature]*  
 Date: 5-19-20/1418  
 Company: *[Signature]*  
 Date/Time: 05/19/20 1110  
 Company: *[Signature]*

**Sample Disposal** (A fee may be assessed if samples are retained longer than 1 month)  
 Return To Client  
 Disposal By Lab  
 Archive For  
 Special Instructions/QC Requirements:  
 Method of Shipment:  
 Received by: *[Signature]*  
 Date/Time: 05/19/20 1110  
 Company: *[Signature]*

**Custody Seats Intact:**  Yes  No  
 Custody Seal No.:  
 Cooler Temperature(s) °C and Other Remarks:

Relinquished by: *[Signature]*  
 Date/Time: 05/19/20 1110  
 Company: *[Signature]*



# **Appendix B**

## **2020 Inspection Letter**

Including: Updated Site Plan (Figure 1)  
Inspection Checklist (Attachment A)  
Photographic Documentation (Attachment B)



November 3, 2020

VIA EMAIL  
[dtuten@ccmetals.com](mailto:dtuten@ccmetals.com)

Mr. Dave Tuten  
Plant Manager  
CC Metals and Alloys, LLC  
1542 North Main Street  
Calvert City, KY 42029

Subject: Witmer Road Landfill  
2020 Annual Inspection

Dear Mr. Tuten:

On behalf of CC Metals and Alloys, LLC (CCMA), LAN Associates, Inc. (LAN) performed the required annual inspection of the Witmer Road landfill located in Niagara Falls, New York on October 26, 2020. The landfill and surrounding area was thoroughly inspected for areas of concern that could impact the integrity of the landfill cover, groundwater and surface water quality, site security and access, and overall site conditions. A site plan with updated 2020 photos showing the wells and features related to the landfill is included following this narrative as Figure 1 – Site Plan. An inspection checklist was completed documenting the inspection and is included as Attachment A - Inspection Checklist & Recommendations. The site was found in good overall condition.

The site required annual mowing and land care maintenance of overgrowth. A-1 Land Care Inc. performed the site mowing and debris clearing prior to the inspection on October 26<sup>th</sup>. Minor damage has occurred to the plastic culverts over time but they are all functional and effectively convey water to the undamaged SW-1. A map of the plastic culverts will be provided to A-1 Land Care Inc. to ensure there is no further damage to culverts. The lock on the outer casing of MW-12 was rusted and could not close, this should be replaced. The sump collection tank at the eastern base of the landfills (LS-1) had damage to the mechanical components and wiring; however, that component is no longer necessary, therefore repairs to LS-1 are not needed. Photographic documentation of the site inspection is provided in Attachment B.

If you have any questions or concerns, please feel free to contact me.

Very truly yours,

A handwritten signature in black ink, appearing to read 'Guy D. VanDoren', is written over a light blue circular stamp.




Guy D. VanDoren, P.E.  
Professional Engineer

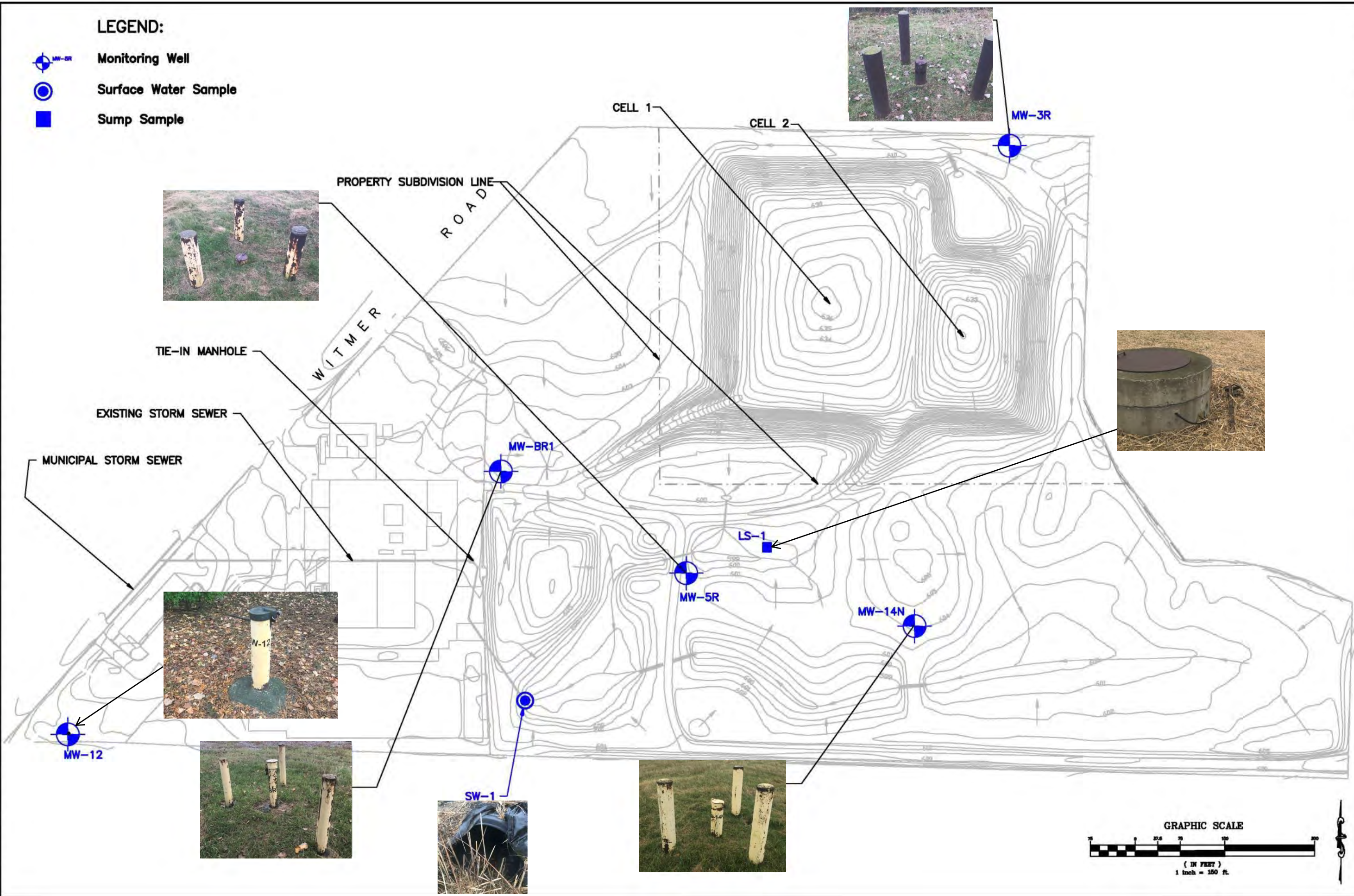
Report Includes:  
Figure 1 - Site Plan  
Attachment A - Inspection Checklist & Recommendations  
Attachment B - Photographic Documentation

# **Figure 1**

Site Plan

**LEGEND:**

-  Monitoring Well
-  Surface Water Sample
-  Sump Sample



**SITE PLAN**  
 Calvert City Metals and Alloys, LLC (Witmer Road Landfill)  
 4201 Witmer Road  
 Niagara Falls, NY 14308

**LAN ASSOCIATES, INC.**  
 CONSULTING • ENGINEERING • PLANNING  
 88 RIBERIA ST., SUITE 400, ST AUGUSTINE, FL 32084 (904)824-6999

FIGURE:  
 1  
 JOB NO.  
 2.3643.17.02

# **Attachment A**

Inspection Checklist & Recommendations



Date	10/26/2020
Weather Conditions	Overcast 55°
Inspector	Nicholas Paasche

## CC Metals and Alloys, LLC Witmer Road Landfill Inspection Checklist

### General Instructions

The inspector should note the various observations he/she makes under the various sections and questions. If any corrective actions need to be taken, they will be noted on the Checklist Of Recommended Corrective Actions, Page 4 of 4. If any unusual conditions are encountered during the inspections, they should be reported to the engineer (LAN Associates, Inc., 200 Malaga Street, St. Augustine, FL 32084, 904-824-6999).

### Landfill Cover

- 1) Observe any areas on the cover that indicate signs of subsidence (e.g., obvious visible low spots on the cover surface where significant amounts of standing water can accumulate in puddles during significant precipitation events, check for the presence of large cracks on the surface of the cover, etc).

The landfill area was mowed prior to the inspection. There was no sign of erosion or subsidence to the landfill cover system.

---



---

- 2) Check for erosional swales, washouts, etc. in the landfill cover caused by stormwater runoff. During windy conditions, observe any evidence of dust blowing off the cover.

There were no erosional features caused by stormwater or wind on the landfill cover.

---



---

- 3) Inspect landfill vegetative cover for overall health and consistency. (e.g. check for bare spots in the vegetative cover.)

Vegetative cover was healthy and consistent throughout the landfill area.

---



---



Date	10/26/2020
Weather Conditions	Overcast 55°
Inspector	Nicholas Paasche

- 4) Inspect vegetative cover for existence of unwanted woody species or the abnormal growth of weeds that may out-compete the natural vegetation.

No abnormal growth or weeds were present on the landfill cover.

---

---

---

### **Monitoring Wells and Sampling Locations**

- 1) Check the general condition of the individual monitoring wells; make sure the bollards are intact (have not been knocked over by a vehicle), check for cracks on the concrete pad (monitor any minor cracks to ensure they do not widen and compromise the pad's integrity otherwise repairs may be necessary), make sure that the padlocks are in working condition (not stiff when unlocking the padlock), make sure that the plug on the PVC riser is present and that the threads are in good condition.

MW-12 had a rusted lock on the outer casing that wouldn't close. This should be replaced.

---

---

---

- 2) Inspect the drainage flow control valve and piping system for functionality and condition (SW-1).

Minor damage to the plastic culverts that convey stormwater to SW-1, but the system is fully functional.

---

---

---

- 3) Inspect the sump collection tank for cracks or any visible problems that may effect the integrity of the system (LS-1).

Damage to mechanical/electrical component to LS-1, but no damage to the leachate sumps integrity itself

---

---

---



Date	10/26/2020
Weather Conditions	Overcast 55°
Inspector	Nicholas Paasche

**Surface Water Drainage**

- 1) Inspect the overall function of the surface water drainage system. Look for signs of erosion or subsidence that could lead to offsite surface water drainage or pooling water onsite.

Surface water drainage system was in great condition. No pooling of water on-site.

---

---

- 2) Check all stormwater drainage systems (e.g. piping, manholes, drains) for overall function. Make sure there are no blockages or diversions.

Piping and drainage for surface water system was in good condition and functional.

---

---

**Property**

- 1) Check the condition of fences and gates throughout the property.

Fences, barbed wire and gates were in good working condition.

---

---

- 2) Conduct a thorough investigation of the entire site for any areas of concern.

No further areas of concern were noted.

---

---





# **Attachment B**

Photographic Documentation

**Attachment B - Photographic Documentation**  
Witmer Road Annual Inspection Post Mowing & Maintenance

Landfill Cover System



From the top of road on to cell 1 looking SW

10/26/20 NWP



On top of cell 1 looking SE

10/26/20 NWP



From road on top of cell 2 looking North

10/26/20 NWP



Northwest field looking East at cell 1

10/26/20 NWP

Stormwater Conveyance System

North West Culverts:



Stormwater drainage plastic culvert, minor damage, no standing water 10/26/20 NWP

South Central/South East Culverts:



Minor damage to culverts, no standing water 10/26/20 NWP



Large plastic stormwater conveyance culvert, undamaged

10/26/20 NWP



Surface water drainage culvert SW-1, undamaged

10/26/20 NWP

Sump Collection Tank



Sump Collection Tank (LS-1)

10/26/20 NWP

Monitoring Wells



MW-5R

10/26/20 NWP



MW-BR1

10/26/20 NWP



MW-14N

10/26/20 NWP





MW-3R

10/26/20 NWP



MW-12

10/26/20 NWP



Rusty lock that won't close on well outer casing 10/26/20 NWP

Fencing



Southeast corner fencing, good condition 10/26/20 NWP



Northeast corner fencing, good condition 10/26/20 NWP



Northwest corner fencing, good condition 10/26/20 NWP



New barbed-wire along northern portion of Witmer Rd. fence, good condition 10/26/20 NWP