ecology and environment engineering, p.c.
International Specialists in the Environment
BUFFALO CORPORATE CENTER
368 Pleasant View Drive
Lancaster, New York 14086
Tel: (716) 684-8060, Fax: (716) 684-0844

March 16, 2018

Mr. William Welling, Project Manager
New York State Department of Environmental Conservation
Division of Environmental Remediation
625 Broadway, 12th Floor
Albany, New York 12233 - 7013

Re: Mr. C's Dry Cleaners Site, Contract # D007617, Site # 915157
January 2018 Operations, Maintenance, and Monitoring Report

Dear Mr. Welling:

Ecology and Environment Engineering, P.C. (EEEPC) is pleased to provide the January 2018 Operations, Maintenance, and Monitoring (OM&M) Report for the Mr. C's Dry Cleaners Site, NYSDEC Site # 915157, located in the Village of East Aurora, New York.

A summary of field activities prepared by EEEPC's subcontractor, IYER Environmental Group, PLLC (IEG), is provided in Attachment A. The treatment system was re-activated in normal pumping and treatment mode on November 8, 2017, after completion of the Phased Pulsing plan as recommended from the Remedial Site Optimization (RSO) plan in October 2016. The east pumping wells (RW-1, PW-2, and PW-3) remain off while the west pumping wells (PW-4, PW-5, PW-6, PW-7, and PW-8) remain on.

Selected pages from two analytical data packages prepared by Spectrum Analytical Inc. (SAI), Warwick, Rhode Island, are provided as Attachment B. The current annual site utility cost information is provided in Attachment C.

During the January 2018 reporting period, the treatment system was in operation from January 8 to February 5, 2018. On February 5, 2018, influent/effluent samples were taken from the treatment system for the January 2018 OM&M report following re-activation of the regular pumping schedule. The results from the February 5, 2018 sampling event received on February 6, 2018, (Attachment B) showed that the discharge effluent concentrations for cis-1,2-dichloroethene and tetrachloroethene were exceeding the SPDES Equivalency permit requirements of 10 µg/L for each contaminant. As a result, corrective actions (i.e., cleaning of air stripper trays, adjusting differential pressures in the air stripper, etc.) were performed between February 13 and 15, 2018 in accordance with the site approved SMP and additional effluent samples were collected. These results will be submitted along with the February 2018 OM&M report.

Monthly field activity reporting including review of operational systems, piezometers, and pumping wells were taken at the site's groundwater monitoring wells, for January 2018 by IEG (Attachment A).

In review of the on-site treatment system operations, monitoring and maintenance from IEG for January 2018, EEEPC offers the following comments and highlights:

Operational Summary:

- The monthly checklists for system inspections performed by IEG are provided as Attachment A for 01/05/18, 01/08/18, 01/18/18, and 02/05/18.
- Based on inspection reports prepared by IEG, the remedial treatment system for the period of January 8, 2018 through February 5, 2018, had 100.00% operational up-time (Table 1), and the treatment of contaminated groundwater during that period totaled 200,566 gallons (Table 1).
- As previously discussed, the compliance samples for the January OM&M report are based on the February 5, 2018 influent/effluent sampling event (Attachment B). These analytical results were received from SAI on February 6, 2018 . The discharge effluent concentrations for cis-1,2-dichloroethene and tetrachloroethene, exceeded the daily SPDES Equivalency permit requirements of 10 µg/L for each contaminant. All other requirements of the SPDES Equivalency permit have been met. The effluent results are provided in Table 2.
- The analytical summary results of the January 2018 samples revealed the total volatile organic contaminant concentrations of the influent to be 5,695 µg/L. In review of the effluent concentrations, the total volatile organic contaminant concentrations were 136.8 µg/L. The summary of influent and effluent contaminant concentrations for the January 2018 sampling are presented in Table 3.
- The Mr. C's treatment system based on the total flows from the uptime operations, removed 9.30 lbs. of targeted contaminants from the groundwater below the site in the month of January 2018, and the cleanup effectiveness was 97.60 %. The calculations and data for the month are presented in Table 3.

Mr. C's Site – Remedial Operations and Maintenance Information

- The January 2018 summary of field activities performed between January 8, 2018 and February 5, 2018 from IEG are provided as Attachment A.

Subslab Depressurization Systems (SSDS).

- SSDS installation design at 31 Paine Street is currently in process.
- Discussion of new SSDS unit installation at 23 Paine Street is in progress. EEEPC needs to re-issue letter of determination of SSDS from NYSDOH to the new property owner. The new property owner of 23 Paine Street house as of November 2015 is David Dubois.

Status of RSO and Pulsed Pumping Work Plan.

- The startup of the pulsed-pumping and sampling work plan was initiated in December 2016. The pulsed-pumping and sampling work was completed on November 8, 2017.
- The treatment system was re-activated on the west portion of Whaley Avenue on November 8, 2017. The reason for re-activation of the west portion only was due to the higher concentrations of VOCs found in pumping wells PW-4, PW-5, PW-6, PW-7, and PW-8.

- Results of the program were submitted to the NYSDEC along with the Pulsed-Pumping Report in February 2018. These results will be used to determine the future status of the groundwater treatment program.

Site Management Plan

- This is an active site document, future revisions will be performed once major changes to the management of the site are required.

Annual Long-term Groundwater Monitoring Well Report

- Sampling of the treatment system, monitoring wells, pumping wells, and piezometers for the annual groundwater monitoring program occurred between October 31, 2017 and November 14, 2017.
- Results of the program were submitted to the NYSDEC along with the Long-term Groundwater Monitoring Report in February 2018.

Periodic Review Report (PRR)

- The 2017 PRR was submitted to the NYSDEC in February 2018.

If you have questions regarding the January 2018 OM&M report summary, please do not hesitate to contact me at 716-684-8060.

Very Truly Yours,
Ecology and Environment Engineering, P. C.

Ashlee Patnode
Project Manager

cc: D. Szymanski, Region 9, NYSDEC – Buffalo w/ attachments
D. Iyer, IEG w/ attachments
M. Mooney, EEEPC Buffalo w/ attachments
CTF - 10C3074.0011.11

Table 1
Mr. C's Dry Cleaners Site Remediation
Site #915157
System Operation and Management

Month	Up-time (Reporting Period)		Treated Effluent (gallon)	VOC Removal		
	Reporting Hours	Operational Up-time		Influent VOCs (µg/L)	Effluent VOCs(µg/L)	VOCs Removed (lbs.)
(Treatment System Up-time from 9/5/02 to 01/08/18)	**118,453.50**	**91.67%**	**131,261,841**	**NA**	**NA**	**1,680.06**
January 8, 2018 - February 5,2018	672	100.00%	200,566	5,695.0	136.8	9.30
Total in 2017	**672.00**	**100.00%**	**200,566**	**5,695.00**	**136.76**	**9.30**
Total from startup	**119,125.50**	**91.71%**	**131,462,407**	**NA**	**NA**	**1,689.36**

NOTES:

1. Up-time based as percentage of total reporting hours.
2. Treatment system operated by Iyer Environmental Group from 07/07/2016 to present.
3. VOC removal calculations are based on monthly water samples and assumes samples are representative of the entire reporting period.
4. VOC removal calculations assume that non-detect values = 0 ug/L.
5. Total VOCs summations include estimated "J" values.
6. VOC removal calculations are based on effluent totalizer readings.
7. "Influent VOCs" and "Effluent VOCs" values given above is the summation of values for individual compounds given in monthly analytical reports.
8. Unit conversion: 1 pound = 453.5924 grams, 1 gallon = 3.785 liters
9. Formula for the VOC removal calculation:

$(VOCs_{Influent} - VOCs_{Effluent})(ug/L) \cdot (1g/10^6 ug) \cdot (1\ lb/453.5924\ g) \cdot (Monthly\ process\ water)(gal) \cdot (3.785\ L/gallon)$

* Phased Pumping Plan performed.

Table 2
Mr. C's Dry Cleaners Site Remediation
Site #915157
Effluent Discharge Criteria & Analytical Compliance Results

Parameter/Analyte	Daily Maximum[1]	Units	February 5, 2018 Effluent Analytical Values Compliance
Flow (Average)	N/A	gpd	5,278
pH	6.0 - 9.0	standard units	8.21
1,1 Dichloroethene	10	µg/L	ND
1,1 Dichloroethane	10	µg/L	ND
cis-1,2-dichloroethene	10	µg/L	99.5
Trichloroethene	10	µg/L	6.88
Tetrachloroethene	10	µg/L	27.7
Vinyl Chloride	10	µg/L	0.96 J
Benzene	5	µg/L	ND
Ethylbenzene	5	µg/L	ND
Methylene Chloride	10	µg/L	ND
1,1,1 Trichloroethane	10	µg/L	ND
Toluene	5	µg/L	ND
Methyl-t-Butyl Ether (MTBE)	NA	ug/L	1.72
o-Xylene[2]	5	µg/L	ND
m, p-Xylene[2]	10	µg/L	ND
Total Xylenes	NA	ug/L	ND
Iron, total[9]	600	µg/L	NA[9]
Aluminum[9]	4,000	µg/L	NA[9]
Copper[9]	48	µg/L	NA[9]
Lead[9]	11	µg/L	NA[9]
Manganese[9]	2,000	µg/L	NA[9]
Silver[9]	100	µg/L	NA[9]
Vanadium[9]	28	µg/L	NA[9]
Zinc[9]	230	µg/L	NA[9]
Total Dissolved Solids[9]	850	mg/L	NA[9]
Total Suspended Solids[9]	20	mg/L	NA[9]
Hardness	N/A		503
Cyanide, Free[9]	10	µg/L	NA[9]

NOTES:

1. "Daily Maximum" excerpted from Attachment E of Addendum 1 to the Construction Contract Documents dated October 2000.
2. Analytical report did not differentiate between o-Xylene and m, p-Xylene. Total Xylene value reported is given in each line.
3. Dark shaded cells indicate that analytical value exceeds the "Daily Maximum."
4. "ND" indicates that the compound was not detected and lists the practical quantitation limit in parentheses.
5. "NA" indicates that analyses were not performed and data is unavailable.
6. Average flows based on effluent readings:
   January 8, 2018 - February 5, 2018 = 5,278 gallons per day.
7. "J" indicates an estimated value below the detection limit.
8. "B" indicates analyte found in the associated blank.
9. Removed from the required analysis list by NYSDEC Region 9 in February 2005.
10. "NS" indicates that the parameter analysis was not sampled.

40 **Indicates non-compliance with the NYSDEC effluent discharge requirements**
NR **Indicates Not Reported by Lab**

Table 3
Mr. C's Dry Cleaners Site Remediation
NYSDEC Site #915157
January 2018 VOC Analytical Summary

Compound	Based on the February 5, 2018 Effluent Analytical Results				
	Influent Concentration* (ug/L)		Effluent Concentration** (ug/L)		Cleanup Efficiency*** (%)
Acetone	ND (<1000)	U	ND (<10.0)	U	NA
Benzene	ND (<100)	U	ND (<1.0)	U	NA
2-Butanone	ND (<200)	U	ND (<2.0)	U	NA
cis-1, 2-Dichloroethene	3,160		99.50		96.85%
Chloroform	ND (<100)	U	ND (<1.0)	U	NA
Chloromethane	ND (<200)	U	ND (<2.0)	U	NA
Methylene chloride	ND (<200)	U	ND (<2.0)	U	NA
Methyl tert-butyl ether (MTBE)	ND (<100)	U	1.72		NA
Methyl acetate	ND (<500)	U	ND (<5.0)	U	NA
Tetrachloroethene (PCE)	2,020		27.70		98.63%
Toluene	ND (<100)	U	ND (<1.0)	U	NA
Trichloroethene (TCE)	368		6.88		98.13%
Carbon Disulfide	ND (<200)	U	ND (<2.0)	U	NA
1,1,2 Trichloro-1,2,2-trifluororethane	ND (<100)	U	ND (<1.0)	U	NA
2-Hexanone	ND (<200)	U	ND (<2.0)	U	NA
4-Methyl-2-pentanone	ND (<200)	U	ND (<2.0)	U	NA
Cyclohexane	ND (<500)	U	ND (<5.0)	U	NA
trans-1,2-dichloroethene	ND (<100)	U	ND (<1.0)	U	NA
Chlorobenzene	ND (<100)	U	ND (<1.0)	U	NA
Methylcyclohexane	ND (<500)	U	ND (<5.0)	U	NA
Ethylbenzene	ND (<100)	U	ND (<1.0)	U	NA
Vinyl Chloride	147		0.96	J	99.35%
Total Xylenes	ND (<300)	U	ND (<3.0)	U	NA
	5695.0		**136.76**		**97.60%**

Notes:

1. "NA" = Not applicable
2. "U" = Compound analyzed, but was not detected. Detection limit in parentheses.
3. "DJ" or "J" indicates an estimated value below the practical quantitation limit but above the method detection limit.
4. Non-detect values are assumed to be equal to zero for calculation of monthly average concentrations.
5. "D" indicates the compound concentration was obtained form a secondary dilution analysis.
6. "Bold" - exceeds the SPDES Equilavency Permit Requirements.
7. The 1st progress monitoring sampling of the groundwater wells associated with the “pilot” bioaugmentation

* Detection Limits (<100), (<200), (<300), (<500), and (<1000)

** Detection Limits (<1.0), (<2.0), (<5.0), and (<10.0)

*** Contaminants of Concern only

Attachment A
IEG Summary of Field Activities
January 2018

01/05/18
01/08/18
01/18/18
02/05/18

MR. C's DRY CLEANERS SITE
NYSDEC Site #9-15-157
OM&M: SITE INSPECTION FORM

DATE: 5-Jan-18 *ACTIVITIES:* Site Inspection

INSPECTION PERSONNEL: R. Allen *OTHER PERSONNEL:* E & E, Inc

WEATHER CONDITIONS: Partly cloudy, cold *OUTSIDE TEMPERATURE (°F):* 2

ARE WELL PUMPS OPERATING IN AUTO: YES: NO: √ If "NO", provide explanation below

RW-1, PW-2 and PW-3 are OFF.

PROVIDE WATER LEVEL READINGS ON CONTROL PANEL

RW-1	ON: √	OFF:	13	ft	PW-5	ON:	OFF: √	7	ft
PW-2	ON:	OFF: √	10	ft	PW-6	ON:	OFF: √	5	ft
PW-3	ON: √	OFF:	12	ft	PW-7	ON:	OFF: √	4	ft
PW-4	ON:	OFF: √	6	ft	PW-8	ON:	OFF: √	3	ft

EQUALIZATION TANK: 3 ft Last Alarm D/T/Condition:

NOTES:

INFLUENT FLOW RATE: 9 gpm INFLUENT TOTALIZER READING 14,581,815 gallons

SEQUESTERING AGENT DRUM LEVEL: 26 inches *(x 1.7=)* *AMOUNT OF AGENT REMAINING:* 44 gallons

SEQUESTERING AGENT FEED RATE: ----- ml/min *METERING PUMP PRESSURE:* ----- psi

		Top	Bottom		Top	Bottom
BAG FILTER PRESSURES:	LEFT:	0	0 psi	RIGHT:	8	0 psi

INFLUENT FEED PUMP IN USE: #1 √ #2 *INFLUENT PUMP PRESSURE:* 7 psi

AIR STRIPPER BLOWER IN USE: #1 √ #2 *AIR STRIPPER PRESSURE:* 32.0 in. H_2O

AIR STRIPPER DIFFERENTIAL PRESSURE: broken in. H_2O *DISCHARGE PRESSURE:* < 0.0 in. H_2O

AIR FLOW : 1100 fpm X 1.4 = 1540 CFM *AIR SPARGER* *LEFT* 3.5 *RIGHT* 3.2 CFM

EFFLUENT PUMP IN USE: #1 #2 √ *EFFLUENT FEED PUMP PRESSURE:* 9 psi

EFFLUENT FLOW RATE: 144 gpm *EFFLUENT TOTALIZER READING:* 82,915,753 | 554910 gallons

ARE BUILDING HEATERS IN USE? YES: √ NO: *INSIDE TEMPERATURE (°F):* 59

IS SUMP PUMP IN USE: YES: √ NO: *ARE ANY LEAKS PRESENT?* YES: √ NO:

WATER LEVEL IN SUMP: 7.5 in. *TREATMENT BUILDING CLEAN & ORGANIZED?* YES: √ NO:

MR. C's DRY CLEANERS SITE

NYSDEC Site #90150157

SITE INSPECTION FORM

5-Jan-18

SAMPLES COLLECTED? **YES:** _____ **NO:** √

	Sample ID	Time of Sampling	pH	Turbidity	Temp.	Sp. Cond.
AIR STRIPPER INFLUENT:						
AIR STRIPPER EFFLUENT:						

IS THERE EVIDENCE OF TAMPERING/VANDALISM OF WELLS: ? **YES:** _____ **NO:** √

WERE MANHOLES INSPECTED? **YES:** √ **NO:** _____

WERE ELECTRICAL BOXES INSPECTED? **YES:** √ **NO:** _____

IS WATER PRESENT IN ANY MANHOLES OR ELECTRICAL BOXES? **YES:** _____ **NO:** √

If yes, provide manhole/electric box ID and description of any corrective measures below:

RW-1 inner ring is corroded. Most of the MWs and UEs are covered with snow.

SUBSLAB SYSTEM

MANOMETER: 1 **in. WC** **(Fan Inlet)**

	west	east
FLOW (fpm):	890	350
FLOW (cfm):	44.5	17.5
VACUUM GAUGE (in WC)		

NOTES: cfm = 0.05 x fpm (3" PVC)

INCLUDE REMARKS & DESCRIBE ANY OTHER SYSTEM MAINTENANCE PERFORMED ON MR. C's SITE

Remarks: Air Stripper Air Sparge System Air Flow Meters - UPGRADED

Slow drip in Effluent Pipe at EQ Tank fitting.

Other Actions: Treatment Room SVE System - no condensate

586 Building SVE System - OFF due to frozen pipe.

Cleaned Air Stripper through access ports.

Mixed Redux into the drum with the system pickup.

AGWAY

Remarks: Site is empty of materials and has been graded and graveled.

Other Actions:

MR. C's DRY CLEANERS SITE
NYSDEC Site #9-15-157
OM&M: SITE INSPECTION FORM

DATE: 8-Jan-18 *ACTIVITIES:* Site Inspection

INSPECTION PERSONNEL: R. Allen *OTHER PERSONNEL:*

WEATHER CONDITIONS: Cloudy, snow, cold *OUTSIDE TEMPERATURE (°F):* 30

ARE WELL PUMPS OPERATING IN AUTO: YES: NO: √ If "NO", provide explanation below

RW-1, PW-2 and PW-3 are OFF.

PROVIDE WATER LEVEL READINGS ON CONTROL PANEL

RW-1	ON: √	OFF:	13	ft	PW-5	ON:	OFF: √	6	ft
PW-2	ON:	OFF: √	10	ft	PW-6	ON:	OFF: √	4	ft
PW-3	ON: √	OFF:	12	ft	PW-7	ON:	OFF: √	5	ft
PW-4	ON:	OFF: √	7	ft	PW-8	ON:	OFF: √	6	ft

EQUALIZATION TANK: 4 ft Last Alarm D/T/Condition:

NOTES:

INFLUENT FLOW RATE: 0 gpm INFLUENT TOTALIZER READING 14,610,078 gallons

SEQUESTERING AGENT DRUM LEVEL: 29 inches *(x 1.7=)* *AMOUNT OF AGENT REMAINING:* 49 gallons

SEQUESTERING AGENT FEED RATE: ----- ml/min *METERING PUMP PRESSURE:* ----- psi

		Top	Bottom		Top	Bottom	
BAG FILTER PRESSURES:	LEFT:	0	0	psi	RIGHT: 8	0	psi

INFLUENT FEED PUMP IN USE: #1 √ #2 *INFLUENT PUMP PRESSURE:* 7 psi

AIR STRIPPER BLOWER IN USE: #1 √ #2 *AIR STRIPPER PRESSURE:* 33.0 in. H_2O

AIR STRIPPER DIFFERENTIAL PRESSURE: broken in. H_2O *DISCHARGE PRESSURE:* 3.20 in. H_2O

AIR FLOW : 1025 fpm X 1.4 = 1435 CFM *AIR SPARGER* *LEFT* 3.3 *RIGHT* 3.1 CFM

EFFLUENT PUMP IN USE: #1 #2 √ *EFFLUENT FEED PUMP PRESSURE:* 10 psi

EFFLUENT FLOW RATE: 126 gpm *EFFLUENT TOTALIZER READING:* 82,937,600 | 577120 gallons

ARE BUILDING HEATERS IN USE? YES: √ NO: *INSIDE TEMPERATURE (°F):* 67

IS SUMP PUMP IN USE: YES: √ NO: *ARE ANY LEAKS PRESENT?* YES: √ NO:

WATER LEVEL IN SUMP: 6.5 in. *TREATMENT BUILDING CLEAN & ORGANIZED?* YES: √ NO:

MR. C's DRY CLEANERS SITE

NYSDEC Site #90150157

SITE INSPECTION FORM

8-Jan-18

SAMPLES COLLECTED? **YES:** √ **NO:** _____

	Sample ID	Time of Sampling	pH	Turbidity	Temp.	Sp. Cond.
AIR STRIPPER INFLUENT:	INF	1:00 PM	6.50	8.99	10.9	2813
AIR STRIPPER EFFLUENT:	EFF	1:00 PM	8.70	9.81	12.8	2449

IS THERE EVIDENCE OF TAMPERING/VANDALISM OF WELLS: ? **YES:** _____ **NO:** √

WERE MANHOLES INSPECTED? **YES:** √ **NO:** _____

WERE ELECTRICAL BOXES INSPECTED? **YES:** √ **NO:** _____

IS WATER PRESENT IN ANY MANHOLES OR ELECTRICAL BOXES? **YES:** _____ **NO:** √

If yes, provide manhole/electric box ID and description of any corrective measures below:

RW-1 inner ring is corroded. Most of the MWs and UEs are covered with snow.

SUBSLAB SYSTEM

MANOMETER: 1 **in. WC** **(Fan Inlet)**

	west	east
FLOW (fpm):		
FLOW (cfm):		
VACUUM GAUGE (in WC)		

NOTES: cfm = 0.05 x fpm (3" PVC)

INCLUDE REMARKS & DESCRIBE ANY OTHER SYSTEM MAINTENANCE PERFORMED ON MR. C's SITE

Remarks: Air Stripper Air Sparge System Air Flow Meters - UPGRADED

Slow drip in Effluent Pipe at EQ Tank fitting. Slow drip at Air Stripper exhaust pipe at ceiling fitting.

Other Actions: Treatment Room SVE System - no condensate

586 Building SVE System - OFF due to frozen pipe.

AGWAY

Remarks: Site is empty of materials and has been graded and graveled.

Other Actions:

MR. C's DRY CLEANERS SITE
NYSDEC Site #9-15-157
OM&M: SITE INSPECTION FORM

DATE: 18-Jan-18 *ACTIVITIES:* Site Inspection

INSPECTION PERSONNEL: R. Allen *OTHER PERSONNEL:* E&E, Inc

WEATHER CONDITIONS: Cloudy, rain, cool *OUTSIDE TEMPERATURE (°F):* 40

ARE WELL PUMPS OPERATING IN AUTO: YES: NO: √ If "NO", provide explanation below

RW-1, PW-2 and PW-3 are OFF.

PROVIDE WATER LEVEL READINGS ON CONTROL PANEL

RW-1	ON: √	OFF:	14	ft	PW-5	ON:	OFF: √	5	ft
PW-2	ON:	OFF: √	12	ft	PW-6	ON:	OFF: √	6	ft
PW-3	ON: √	OFF:	13	ft	PW-7	ON:	OFF: √	4	ft
PW-4	ON:	OFF: √	6	ft	PW-8	ON:	OFF: √	6	ft

EQUALIZATION TANK: 3 ft Last Alarm D/T/Condition:

NOTES:

INFLUENT FLOW RATE: 0 gpm INFLUENT TOTALIZER READING 14,746,495 gallons

SEQUESTERING AGENT DRUM LEVEL: 13 inches *(x 1.7=)* *AMOUNT OF AGENT REMAINING:* 22 gallons

SEQUESTERING AGENT FEED RATE: ------ ml/min *METERING PUMP PRESSURE:* ------ psi

		Top	Bottom		Top	Bottom
BAG FILTER PRESSURES:	LEFT:	0	0 psi	RIGHT:	8	0 psi

INFLUENT FEED PUMP IN USE: #1 √ #2 *INFLUENT PUMP PRESSURE:* 7 psi

AIR STRIPPER BLOWER IN USE: #1 √ #2 *AIR STRIPPER PRESSURE:* 37.0 in. H_2O

AIR STRIPPER DIFFERENTIAL PRESSURE: broken in. H_2O *DISCHARGE PRESSURE:* 1.30 in. H_2O

AIR FLOW : 1100 fpm X 1.4 = 1540 CFM *AIR SPARGER* *LEFT* *RIGHT* CFM

EFFLUENT PUMP IN USE: #1 #2 √ *EFFLUENT FEED PUMP PRESSURE:* psi

EFFLUENT FLOW RATE: 135 gpm *EFFLUENT TOTALIZER READING:* 83,039,232 | 680180 gallons

ARE BUILDING HEATERS IN USE? YES: √ NO: *INSIDE TEMPERATURE (°F):* 68

IS SUMP PUMP IN USE: YES: √ NO: *ARE ANY LEAKS PRESENT?* YES: √ NO:

WATER LEVEL IN SUMP: 7.0 in. *TREATMENT BUILDING CLEAN & ORGANIZED?* YES: √ NO:

MR. C's DRY CLEANERS SITE

NYSDEC Site #90150157

SITE INSPECTION FORM

18-Jan-18

SAMPLES COLLECTED? **YES:** _____ **NO:** √

	Sample ID	Time of Sampling	pH	Turbidity	Temp.	Sp. Cond.
AIR STRIPPER INFLUENT:						
AIR STRIPPER EFFLUENT:						

IS THERE EVIDENCE OF TAMPERING/VANDALISM OF WELLS: ? **YES:** _____ **NO:** √

WERE MANHOLES INSPECTED? **YES:** √ **NO:** _____

WERE ELECTRICAL BOXES INSPECTED? **YES:** √ **NO:** _____

IS WATER PRESENT IN ANY MANHOLES OR ELECTRICAL BOXES? **YES:** √ **NO:** _____

If yes, provide manhole/electric box ID and description of any corrective measures below:

RW-1 inner ring is corroded. Many of the MWs and UEs are covered with snow.

SUBSLAB SYSTEM

MANOMETER: 1.2 **in. WC** **(Fan Inlet)**

	west	east
FLOW (fpm):		
FLOW (cfm):		
VACUUM GAUGE (in WC)		

NOTES: cfm = 0.05 x fpm (3" PVC)

INCLUDE REMARKS & DESCRIBE ANY OTHER SYSTEM MAINTENANCE PERFORMED ON MR. C's SITE

Remarks: Slow drip in Effluent Pipe at EQ Tank fitting.

Other Actions: Treatment Room SVE System - little condensate

586 Building SVE System - little condensate.

Turned 586 Building SVE fan ON due to warmer weather.

AGWAY

Remarks: Site is empty of materials and has been graded and graveled.

Other Actions:

MR. C's DRY CLEANERS SITE
NYSDEC Site #9-15-157
OM&M: SITE INSPECTION FORM

DATE: 5-Feb-18 *ACTIVITIES:* Site Inspection

INSPECTION PERSONNEL: R. Allen *OTHER PERSONNEL:*

WEATHER CONDITIONS: Partly cloudy, cold *OUTSIDE TEMPERATURE (°F):* 20

ARE WELL PUMPS OPERATING IN AUTO: YES: NO: √ If "NO", provide explanation below

RW-1, PW-2 and PW-3 are OFF.

PROVIDE WATER LEVEL READINGS ON CONTROL PANEL

RW-1	ON: √	OFF:	14	ft	PW-5	ON:	OFF: √	4	ft
PW-2	ON:	OFF: √	11	ft	PW-6	ON:	OFF: √	5	ft
PW-3	ON: √	OFF:	12	ft	PW-7	ON:	OFF: √	3	ft
PW-4	ON: √	OFF:	7	ft	PW-8	ON:	OFF: √	5	ft

EQUALIZATION TANK: 3 ft Last Alarm D/T/Condition:

NOTES:

INFLUENT FLOW RATE: 40 gpm INFLUENT TOTALIZER READING 1,487,789 gallons

SEQUESTERING AGENT DRUM LEVEL: 27 inches *(x 1.7=)* *AMOUNT OF AGENT REMAINING:* 46 gallons

SEQUESTERING AGENT FEED RATE: ------ ml/min *METERING PUMP PRESSURE:* ------ psi

		Top	Bottom		Top	Bottom
BAG FILTER PRESSURES:	LEFT:	0	0 psi	RIGHT:	8	0 psi

INFLUENT FEED PUMP IN USE: #1 √ #2 *INFLUENT PUMP PRESSURE:* 7 psi

AIR STRIPPER BLOWER IN USE: #1 √ #2 *AIR STRIPPER PRESSURE:* 46.0 in. H_2O

AIR STRIPPER DIFFERENTIAL PRESSURE: broken in. H_2O *DISCHARGE PRESSURE:* 1.70 in. H_2O

AIR FLOW : 650 fpm X 1.4 = 910 CFM *AIR SPARGER* *LEFT* 2.75 *RIGHT* 2.60 CFM

EFFLUENT PUMP IN USE: #1 #2 √ *EFFLUENT FEED PUMP PRESSURE:* 12 psi

EFFLUENT FLOW RATE: 128 gpm *EFFLUENT TOTALIZER READING:* 83,138,166 | 780030 gallons

ARE BUILDING HEATERS IN USE? YES: √ NO: *INSIDE TEMPERATURE (°F):* 67

IS SUMP PUMP IN USE: YES: √ NO: *ARE ANY LEAKS PRESENT?* YES: √ NO:

WATER LEVEL IN SUMP: 7.0 in. *TREATMENT BUILDING CLEAN & ORGANIZED?* YES: √ NO:

MR. C's DRY CLEANERS SITE
NYSDEC Site #90150157
SITE INSPECTION FORM

5-Feb-18

SAMPLES COLLECTED? **YES:** √ **NO:** _____

	Sample ID	Time of Sampling	pH	Turbidity	Temp.	Sp. Cond.
AIR STRIPPER INFLUENT:	INF	2:00 PM	9.64	9.61	11.7	3038
AIR STRIPPER EFFLUENT:	EFF	2:00 PM	8.84	9.57	12.3	2998

IS THERE EVIDENCE OF TAMPERING/VANDALISM OF WELLS: ? **YES:** _____ **NO:** √

WERE MANHOLES INSPECTED? **YES:** √ **NO:** _____

WERE ELECTRICAL BOXES INSPECTED? **YES:** √ **NO:** _____

IS WATER PRESENT IN ANY MANHOLES OR ELECTRICAL BOXES? **YES:** _____ **NO:** √

If yes, provide manhole/electric box ID and description of any corrective measures below:

RW-1 inner ring is corroded. Most of the MWs and UEs are covered with snow.

SUBSLAB SYSTEM

MANOMETER: 1.1 **in. WC** (Fan Inlet)

	west	east
FLOW (fpm):		
FLOW (cfm):		
VACUUM GAUGE (in WC)		

NOTES: cfm = 0.05 x fpm (3" PVC)

INCLUDE REMARKS & DESCRIBE ANY OTHER SYSTEM MAINTENANCE PERFORMED ON MR. C's SITE

Remarks: Slow drip in Effluent Pipe at EQ Tank fitting.

Other Actions: Treatment Room SVE System - little condensate

586 Building SVE System - fan OFF because of frozen pipe.

AGWAY

Remarks: Site is empty of materials and has been graded and graveled.

Other Actions:

Attachment B
Excerpts from the
Analytical Report from
Spectrum Analytical Laboratories

Analytical Data Package Work Order ID: SC43716
Sampled by IEG: February 5, 2018
Report Received: February 6, 2018

eurofins | Spectrum Analytical

☑ Final Report
☐ Revised Report

Report Date:
08-Feb-18 15:58

Laboratory Report
SC43716

Ecology and Environment, Inc.
368 Pleasant View Drive
Lancaster, NY 14086
Attn: Mike Steffan

Project: Mr. C's - East Aurora, NY
Project #: [none]

I attest that the information contained within the report has been reviewed for accuracy and checked against the quality control requirements for each method. These results relate only to the sample(s) as received.
All applicable NELAC requirements have been met.

Massachusetts # M-MA138/MA1110
Connecticut # PH-0777
Florida # E87936
Maine # MA138
New Hampshire # 2972/2538
New Jersey # MA011
New York # 11393
Pennsylvania # 68-04426/68-02924
Rhode Island # LAO00348
USDA # P330-15-00375
Vermont # VT-11393

Authorized by:

Kimberly Laplante
Quality Assurance Manager

Eurofins Spectrum Analytical holds primary NELAC certification in the State of New York for the analytes as indicated with an X in the "Cert." column within this report. Please note that the State of New York does not offer certification for all analytes. Please refer to our website for specific certification holdings in each state.
Please note that this report contains 22 pages of analytical data plus Chain of Custody document(s). When the Laboratory Report is indicated as revised, this report supersedes any previously dated reports for the laboratory ID(s) referenced above. Where this report identifies subcontracted analyses, copies of the subcontractor's test report are available upon request. This report may not be reproduced, except in full, without written approval from Eurofins Spectrum Analytical, Inc.

Eurofins Spectrum Analytical, Inc. is a NELAC accredited laboratory organization and meets NELAC testing standards. Use of the NELAC logo however does not insure that Eurofins Spectrum Analytical, Inc. is currently accredited for the specific method or analyte indicated. Please refer to our 'Quality' web page at www.spectrum-analytical.com for a full listing of our current certifications and fields of accreditation. States in which Eurofins Spectrum Analytical, Inc. holds NELAC certification are New York, New Hampshire, New Jersey, Pennsylvania and Florida. All analytical work for Volatile Organic and Air analysis are transferred to and conducted at our 830 Silver Street location (PA-68-04426).

Please contact the Laboratory or Technical Director at 800-789-9115 with any questions regarding the data contained in this laboratory report.

Sample Summary

Work Order: SC43716

Project: Mr. C's - East Aurora, NY

Project Number: [none]

Laboratory ID	Client Sample ID	Matrix	Date Sampled	Date Received
SC43716-01	Influent	Ground Water	05-Feb-18 15:00	06-Feb-18 10:20
SC43716-02	Effluent	Ground Water	05-Feb-18 15:00	06-Feb-18 10:20
SC43716-03	HCl TB	Water	05-Feb-18 15:00	06-Feb-18 10:20

Summary of Hits

Lab ID: SC43716-01 **Client ID:** Influent

Parameter	Result	Flag	Reporting Limit	Units	Analytical Method
Calcium	155		0.200	mg/l	EPA 200.7
Magnesium	25.5		0.0200	mg/l	EPA 200.7
Hardness	492		0.582	mg/l CaCO3	SM 2340B (11)
cis-1,2-Dichloroethene	3160	D	100	µg/l	SW846 8260C
Tetrachloroethene	2020	D	100	µg/l	SW846 8260C
Trichloroethene	368	D	100	µg/l	SW846 8260C
Vinyl chloride	147	D	100	µg/l	SW846 8260C

Lab ID: SC43716-02 **Client ID:** Effluent

Parameter	Result	Flag	Reporting Limit	Units	Analytical Method
Calcium	158		0.200	mg/l	EPA 200.7
Magnesium	26.1		0.0200	mg/l	EPA 200.7
Hardness	503		0.582	mg/l CaCO3	SM 2340B (11)
cis-1,2-Dichloroethene	99.5		1.00	µg/l	SW846 8260C
Methyl tert-butyl ether	1.72		1.00	µg/l	SW846 8260C
Tetrachloroethene	27.7		1.00	µg/l	SW846 8260C
Trichloroethene	6.88		1.00	µg/l	SW846 8260C
Vinyl chloride	0.96	J	1.00	µg/l	SW846 8260C

Please note that because there are no reporting limits associated with hazardous waste characterizations or micro analyses, this summary does not include hits from these analyses if included in this work order.

Sample Identification	Client Project #	Matrix	Collection Date/Time	Received
Influent	[none]	Ground Water	05-Feb-18 15:00	06-Feb-18
SC43716-01				

CAS No.	Analyte(s)	Result	Flag	Units	*RDL	MDL	Dilution	Method Ref.	Prepared	Analyzed	Analyst	Batch	Cert.
Volatile Organic Compounds													
Volatile Organic Compounds by SW846 8260 Prepared by method SW846 5030 Water MS			GS1										
76-13-1	1,1,2-Trichlorotrifluoroethane (Freon 113)	< 100	U, D	µg/l	100	53.2	100	SW846 8260C	07-Feb-18	08-Feb-18	GMA	1801769	X
67-64-1	Acetone	< 1000	U, D	µg/l	1000	80.4	100	"	"	"	"	"	X
107-13-1	Acrylonitrile	< 50.0	U, D	µg/l	50.0	46.6	100	"	"	"	"	"	X
71-43-2	Benzene	< 100	U, D	µg/l	100	28.4	100	"	"	"	"	"	X
108-86-1	Bromobenzene	< 100	U, D	µg/l	100	33.2	100	"	"	"	"	"	X
74-97-5	Bromochloromethane	< 100	U, D	µg/l	100	33.8	100	"	"	"	"	"	X
75-27-4	Bromodichloromethane	< 50.0	U, D	µg/l	50.0	41.7	100	"	"	"	"	"	X
75-25-2	Bromoform	< 100	U, D	µg/l	100	42.5	100	"	"	"	"	"	X
74-83-9	Bromomethane	< 200	U, D	µg/l	200	89.6	100	"	"	"	"	"	X
78-93-3	2-Butanone (MEK)	< 200	U, D	µg/l	200	107	100	"	"	"	"	"	X
104-51-8	n-Butylbenzene	< 100	U, D	µg/l	100	41.2	100	"	"	"	"	"	X
135-98-8	sec-Butylbenzene	< 100	U, D	µg/l	100	32.6	100	"	"	"	"	"	X
98-06-6	tert-Butylbenzene	< 100	U, D	µg/l	100	31.5	100	"	"	"	"	"	X
75-15-0	Carbon disulfide	< 200	U, D	µg/l	200	41.2	100	"	"	"	"	"	X
56-23-5	Carbon tetrachloride	< 100	U, D	µg/l	100	43.7	100	"	"	"	"	"	X
108-90-7	Chlorobenzene	< 100	U, D	µg/l	100	24.9	100	"	"	"	"	"	X
75-00-3	Chloroethane	< 200	U, D	µg/l	200	58.8	100	"	"	"	"	"	X
67-66-3	Chloroform	< 100	U, D	µg/l	100	32.6	100	"	"	"	"	"	X
74-87-3	Chloromethane	< 200	U, D	µg/l	200	36.8	100	"	"	"	"	"	X
95-49-8	2-Chlorotoluene	< 100	U, D	µg/l	100	31.6	100	"	"	"	"	"	X
106-43-4	4-Chlorotoluene	< 100	U, D	µg/l	100	31.6	100	"	"	"	"	"	X
96-12-8	1,2-Dibromo-3-chloropropane	< 200	U, D	µg/l	200	86.3	100	"	"	"	"	"	X
124-48-1	Dibromochloromethane	< 50.0	U, D	µg/l	50.0	31.7	100	"	"	"	"	"	X
106-93-4	1,2-Dibromoethane (EDB)	< 50.0	U, D	µg/l	50.0	20.2	100	"	"	"	"	"	X
74-95-3	Dibromomethane	< 100	U, D	µg/l	100	30.9	100	"	"	"	"	"	X
95-50-1	1,2-Dichlorobenzene	< 100	U, D	µg/l	100	27.7	100	"	"	"	"	"	X
541-73-1	1,3-Dichlorobenzene	< 100	U, D	µg/l	100	31.4	100	"	"	"	"	"	X
106-46-7	1,4-Dichlorobenzene	< 100	U, D	µg/l	100	27.2	100	"	"	"	"	"	X
75-71-8	Dichlorodifluoromethane (Freon12)	< 200	U, D	µg/l	200	58.4	100	"	"	"	"	"	X
75-34-3	1,1-Dichloroethane	< 100	U, D	µg/l	100	32.3	100	"	"	"	"	"	X
107-06-2	1,2-Dichloroethane	< 100	U, D	µg/l	100	27.7	100	"	"	"	"	"	X
75-35-4	1,1-Dichloroethene	< 100	U, D	µg/l	100	69.3	100	"	"	"	"	"	X
156-59-2	cis-1,2-Dichloroethene	**3,160**	D	µg/l	100	32.7	100	"	"	"	"	"	X
156-60-5	trans-1,2-Dichloroethene	< 100	U, D	µg/l	100	37.7	100	"	"	"	"	"	X
78-87-5	1,2-Dichloropropane	< 100	U, D	µg/l	100	29.2	100	"	"	"	"	"	X
142-28-9	1,3-Dichloropropane	< 100	U, D	µg/l	100	21.4	100	"	"	"	"	"	X
594-20-7	2,2-Dichloropropane	< 100	U, D	µg/l	100	41.8	100	"	"	"	"	"	X
563-58-6	1,1-Dichloropropene	< 100	U, D	µg/l	100	57.8	100	"	"	"	"	"	X
10061-01-5	cis-1,3-Dichloropropene	< 50.0	U, D	µg/l	50.0	35.9	100	"	"	"	"	"	X
10061-02-6	trans-1,3-Dichloropropene	< 50.0	U, D	µg/l	50.0	34.7	100	"	"	"	"	"	X
100-41-4	Ethylbenzene	< 100	U, D	µg/l	100	32.9	100	"	"	"	"	"	X
87-68-3	Hexachlorobutadiene	< 50.0	U, D	µg/l	50.0	47.0	100	"	"	"	"	"	X
591-78-6	2-Hexanone (MBK)	< 200	U, D	µg/l	200	52.8	100	"	"	"	"	"	X

Sample Identification	Client Project #	Matrix	Collection Date/Time	Received
Influent	[none]	Ground Water	05-Feb-18 15:00	06-Feb-18
SC43716-01				

CAS No.	Analyte(s)	Result	Flag	Units	*RDL	MDL	Dilution	Method Ref.	Prepared	Analyzed	Analyst	Batch	Cert.
Volatile Organic Compounds													
Volatile Organic Compounds by SW846 8260			GS1										
98-82-8	Isopropylbenzene	< 100	U, D	µg/l	100	36.0	100	SW846 8260C	07-Feb-18	08-Feb-18	GMA	1801769	X
99-87-6	4-Isopropyltoluene	< 100	U, D	µg/l	100	27.9	100	"	"	"	"	"	X
1634-04-4	Methyl tert-butyl ether	< 100	U, D	µg/l	100	23.7	100	"	"	"	"	"	X
108-10-1	4-Methyl-2-pentanone (MIBK)	< 200	U, D	µg/l	200	51.5	100	"	"	"	"	"	X
75-09-2	Methylene chloride	< 200	U, D	µg/l	200	66.1	100	"	"	"	"	"	X
91-20-3	Naphthalene	< 100	U, D	µg/l	100	35.1	100	"	"	"	"	"	X
103-65-1	n-Propylbenzene	< 100	U, D	µg/l	100	34.4	100	"	"	"	"	"	X
100-42-5	Styrene	< 100	U, D	µg/l	100	40.5	100	"	"	"	"	"	X
630-20-6	1,1,1,2-Tetrachloroethane	< 100	U, D	µg/l	100	37.8	100	"	"	"	"	"	X
79-34-5	1,1,2,2-Tetrachloroethane	< 50.0	U, D	µg/l	50.0	33.0	100	"	"	"	"	"	X
127-18-4	Tetrachloroethene	**2,020**	D	µg/l	100	57.0	100	"	"	"	"	"	X
108-88-3	Toluene	< 100	U, D	µg/l	100	29.9	100	"	"	"	"	"	X
87-61-6	1,2,3-Trichlorobenzene	< 100	U, D	µg/l	100	37.7	100	"	"	"	"	"	X
120-82-1	1,2,4-Trichlorobenzene	< 100	U, D	µg/l	100	37.8	100	"	"	"	"	"	X
108-70-3	1,3,5-Trichlorobenzene	< 100	U, D	µg/l	100	29.6	100	"	"	"	"	"	
71-55-6	1,1,1-Trichloroethane	< 100	U, D	µg/l	100	50.9	100	"	"	"	"	"	X
79-00-5	1,1,2-Trichloroethane	< 100	U, D	µg/l	100	33.0	100	"	"	"	"	"	X
79-01-6	Trichloroethene	**368**	D	µg/l	100	49.7	100	"	"	"	"	"	X
75-69-4	Trichlorofluoromethane (Freon 11)	< 100	U, D	µg/l	100	48.7	100	"	"	"	"	"	X
96-18-4	1,2,3-Trichloropropane	< 100	U, D	µg/l	100	29.2	100	"	"	"	"	"	X
95-63-6	1,2,4-Trimethylbenzene	< 100	U, D	µg/l	100	35.5	100	"	"	"	"	"	X
108-67-8	1,3,5-Trimethylbenzene	< 100	U, D	µg/l	100	43.1	100	"	"	"	"	"	X
75-01-4	Vinyl chloride	**147**	D	µg/l	100	47.2	100	"	"	"	"	"	X
179601-23-1	m,p-Xylene	< 200	U, D	µg/l	200	38.0	100	"	"	"	"	"	X
95-47-6	o-Xylene	< 100	U, D	µg/l	100	28.3	100	"	"	"	"	"	X
109-99-9	Tetrahydrofuran	< 200	U, D	µg/l	200	106	100	"	"	"	"	"	
60-29-7	Ethyl ether	< 100	U, D	µg/l	100	37.4	100	"	"	"	"	"	X
994-05-8	Tert-amyl methyl ether	< 100	U, D	µg/l	100	49.3	100	"	"	"	"	"	X
637-92-3	Ethyl tert-butyl ether	< 100	U, D	µg/l	100	33.2	100	"	"	"	"	"	X
108-20-3	Di-isopropyl ether	< 100	U, D	µg/l	100	28.6	100	"	"	"	"	"	X
75-65-0	Tert-Butanol / butyl alcohol	< 1000	U, D	µg/l	1000	590	100	"	"	"	"	"	X
123-91-1	1,4-Dioxane	< 2000	U, D	µg/l	2000	1140	100	"	"	"	"	"	X
110-57-6	trans-1,4-Dichloro-2-buten e	< 500	U, D	µg/l	500	82.1	100	"	"	"	"	"	X
64-17-5	Ethanol	< 20000	U, D	µg/l	20000	3090	100	"	"	"	"	"	X
Surrogate recoveries:													
460-00-4	*4-Bromofluorobenzene*	*108*			*70-130 %*			"	"	"	"	"	
2037-26-5	*Toluene-d8*	*101*			*70-130 %*			"	"	"	"	"	
17060-07-0	*1,2-Dichloroethane-d4*	*104*			*70-130 %*			"	"	"	"	"	
1868-53-7	*Dibromofluoromethane*	*109*			*70-130 %*			"	"	"	"	"	
Total Metals by EPA 200/6000 Series Methods													
Prepared by method General Prep-Metal													

Sample Identification	Client Project #	Matrix	Collection Date/Time	Received
Influent SC43716-01	[none]	Ground Water	05-Feb-18 15:00	06-Feb-18

CAS No.	Analyte(s)	Result	Flag	Units	*RDL	MDL	Dilution	Method Ref.	Prepared	Analyzed	Analyst	Batch	Cert.
Total Metals by EPA 200/6000 Series Methods													
Prepared by method General Prep-Metal													
	Preservation	**Field Preserved; pH<2 confirmed**		N/A			1	EPA 200/6000 methods	07-Feb-18		JS	1801804	
Total Metals by EPA 200 Series Methods													
7440-70-2	Calcium	**155**		mg/l	0.200	0.0679	1	EPA 200.7	07-Feb-18	08-Feb-18	SJR/T	1801776	X
7439-95-4	Magnesium	**25.5**		mg/l	0.0200	0.0147	1	"	"	"	"	"	X
General Chemistry Parameters													
	Hardness	**492**	HD	mg/l CaCO3	0.582	0.230	1	SM 2340B (11)	07-Feb-18	08-Feb-18	SJR/T	[CALC]	
	pH	**7.26**	pH	pH Units			1	ASTM D 1293-99B	06-Feb-18 14:45	06-Feb-18 15:00	BD	1801751	

Sample Identification	Client Project #	Matrix	Collection Date/Time	Received
Effluent SC43716-02	[none]	Ground Water	05-Feb-18 15:00	06-Feb-18

Volatile Organic Compounds

Volatile Organic Compounds by SW846 8260
Prepared by method SW846 5030 Water MS

CAS No.	Analyte(s)	Result	Flag	Units	*RDL	MDL	Dilution	Method Ref.	Prepared	Analyzed	Analyst	Batch	Cert.
76-13-1	1,1,2-Trichlorotrifluoroethane (Freon 113)	< 1.00	U	µg/l	1.00	0.53	1	SW846 8260C	07-Feb-18	08-Feb-18	GMA	1801769	X
67-64-1	Acetone	< 10.0	U	µg/l	10.0	0.80	1	"	"	"	"	"	X
107-13-1	Acrylonitrile	< 0.50	U	µg/l	0.50	0.47	1	"	"	"	"	"	X
71-43-2	Benzene	< 1.00	U	µg/l	1.00	0.28	1	"	"	"	"	"	X
108-86-1	Bromobenzene	< 1.00	U	µg/l	1.00	0.33	1	"	"	"	"	"	X
74-97-5	Bromochloromethane	< 1.00	U	µg/l	1.00	0.34	1	"	"	"	"	"	X
75-27-4	Bromodichloromethane	< 0.50	U	µg/l	0.50	0.42	1	"	"	"	"	"	X
75-25-2	Bromoform	< 1.00	U	µg/l	1.00	0.42	1	"	"	"	"	"	X
74-83-9	Bromomethane	< 2.00	U	µg/l	2.00	0.90	1	"	"	"	"	"	X
78-93-3	2-Butanone (MEK)	< 2.00	U	µg/l	2.00	1.07	1	"	"	"	"	"	X
104-51-8	n-Butylbenzene	< 1.00	U	µg/l	1.00	0.41	1	"	"	"	"	"	X
135-98-8	sec-Butylbenzene	< 1.00	U	µg/l	1.00	0.33	1	"	"	"	"	"	X
98-06-6	tert-Butylbenzene	< 1.00	U	µg/l	1.00	0.32	1	"	"	"	"	"	X
75-15-0	Carbon disulfide	< 2.00	U	µg/l	2.00	0.41	1	"	"	"	"	"	X
56-23-5	Carbon tetrachloride	< 1.00	U	µg/l	1.00	0.44	1	"	"	"	"	"	X
108-90-7	Chlorobenzene	< 1.00	U	µg/l	1.00	0.25	1	"	"	"	"	"	X
75-00-3	Chloroethane	< 2.00	U	µg/l	2.00	0.59	1	"	"	"	"	"	X
67-66-3	Chloroform	< 1.00	U	µg/l	1.00	0.33	1	"	"	"	"	"	X
74-87-3	Chloromethane	< 2.00	U	µg/l	2.00	0.37	1	"	"	"	"	"	X
95-49-8	2-Chlorotoluene	< 1.00	U	µg/l	1.00	0.32	1	"	"	"	"	"	X
106-43-4	4-Chlorotoluene	< 1.00	U	µg/l	1.00	0.32	1	"	"	"	"	"	X
96-12-8	1,2-Dibromo-3-chloropropane	< 2.00	U	µg/l	2.00	0.86	1	"	"	"	"	"	X
124-48-1	Dibromochloromethane	< 0.50	U	µg/l	0.50	0.32	1	"	"	"	"	"	X
106-93-4	1,2-Dibromoethane (EDB)	< 0.50	U	µg/l	0.50	0.20	1	"	"	"	"	"	X
74-95-3	Dibromomethane	< 1.00	U	µg/l	1.00	0.31	1	"	"	"	"	"	X
95-50-1	1,2-Dichlorobenzene	< 1.00	U	µg/l	1.00	0.28	1	"	"	"	"	"	X
541-73-1	1,3-Dichlorobenzene	< 1.00	U	µg/l	1.00	0.31	1	"	"	"	"	"	X
106-46-7	1,4-Dichlorobenzene	< 1.00	U	µg/l	1.00	0.27	1	"	"	"	"	"	X
75-71-8	Dichlorodifluoromethane (Freon12)	< 2.00	U	µg/l	2.00	0.58	1	"	"	"	"	"	X
75-34-3	1,1-Dichloroethane	< 1.00	U	µg/l	1.00	0.32	1	"	"	"	"	"	X
107-06-2	1,2-Dichloroethane	< 1.00	U	µg/l	1.00	0.28	1	"	"	"	"	"	X
75-35-4	1,1-Dichloroethene	< 1.00	U	µg/l	1.00	0.69	1	"	"	"	"	"	X
156-59-2	cis-1,2-Dichloroethene	**99.5**		µg/l	1.00	0.33	1	"	"	"	"	"	X
156-60-5	trans-1,2-Dichloroethene	< 1.00	U	µg/l	1.00	0.38	1	"	"	"	"	"	X
78-87-5	1,2-Dichloropropane	< 1.00	U	µg/l	1.00	0.29	1	"	"	"	"	"	X
142-28-9	1,3-Dichloropropane	< 1.00	U	µg/l	1.00	0.21	1	"	"	"	"	"	X
594-20-7	2,2-Dichloropropane	< 1.00	U	µg/l	1.00	0.42	1	"	"	"	"	"	X
563-58-6	1,1-Dichloropropene	< 1.00	U	µg/l	1.00	0.58	1	"	"	"	"	"	X
10061-01-5	cis-1,3-Dichloropropene	< 0.50	U	µg/l	0.50	0.36	1	"	"	"	"	"	X
10061-02-6	trans-1,3-Dichloropropene	< 0.50	U	µg/l	0.50	0.35	1	"	"	"	"	"	X
100-41-4	Ethylbenzene	< 1.00	U	µg/l	1.00	0.33	1	"	"	"	"	"	X
87-68-3	Hexachlorobutadiene	< 0.50	U	µg/l	0.50	0.47	1	"	"	"	"	"	X
591-78-6	2-Hexanone (MBK)	< 2.00	U	µg/l	2.00	0.53	1	"	"	"	"	"	X

Sample Identification	Client Project #	Matrix	Collection Date/Time	Received
Effluent SC43716-02	[none]	Ground Water	05-Feb-18 15:00	06-Feb-18

CAS No.	Analyte(s)	Result	Flag	Units	*RDL	MDL	Dilution	Method Ref.	Prepared	Analyzed	Analyst	Batch	Cert.
Volatile Organic Compounds													
Volatile Organic Compounds by SW846 8260													
98-82-8	Isopropylbenzene	< 1.00	U	µg/l	1.00	0.36	1	SW846 8260C	07-Feb-18	08-Feb-18	GMA	1801769	X
99-87-6	4-Isopropyltoluene	< 1.00	U	µg/l	1.00	0.28	1	"	"	"	"	"	X
1634-04-4	Methyl tert-butyl ether	**1.72**		µg/l	1.00	0.24	1	"	"	"	"	"	X
108-10-1	4-Methyl-2-pentanone (MIBK)	< 2.00	U	µg/l	2.00	0.52	1	"	"	"	"	"	X
75-09-2	Methylene chloride	< 2.00	U	µg/l	2.00	0.66	1	"	"	"	"	"	X
91-20-3	Naphthalene	< 1.00	U	µg/l	1.00	0.35	1	"	"	"	"	"	X
103-65-1	n-Propylbenzene	< 1.00	U	µg/l	1.00	0.34	1	"	"	"	"	"	X
100-42-5	Styrene	< 1.00	U	µg/l	1.00	0.40	1	"	"	"	"	"	X
630-20-6	1,1,1,2-Tetrachloroethane	< 1.00	U	µg/l	1.00	0.38	1	"	"	"	"	"	X
79-34-5	1,1,2,2-Tetrachloroethane	< 0.50	U	µg/l	0.50	0.33	1	"	"	"	"	"	X
127-18-4	Tetrachloroethene	**27.7**		µg/l	1.00	0.57	1	"	"	"	"	"	X
108-88-3	Toluene	< 1.00	U	µg/l	1.00	0.30	1	"	"	"	"	"	X
87-61-6	1,2,3-Trichlorobenzene	< 1.00	U	µg/l	1.00	0.38	1	"	"	"	"	"	X
120-82-1	1,2,4-Trichlorobenzene	< 1.00	U	µg/l	1.00	0.38	1	"	"	"	"	"	X
108-70-3	1,3,5-Trichlorobenzene	< 1.00	U	µg/l	1.00	0.30	1	"	"	"	"	"	
71-55-6	1,1,1-Trichloroethane	< 1.00	U	µg/l	1.00	0.51	1	"	"	"	"	"	X
79-00-5	1,1,2-Trichloroethane	< 1.00	U	µg/l	1.00	0.33	1	"	"	"	"	"	X
79-01-6	Trichloroethene	**6.88**		µg/l	1.00	0.50	1	"	"	"	"	"	X
75-69-4	Trichlorofluoromethane (Freon 11)	< 1.00	U	µg/l	1.00	0.49	1	"	"	"	"	"	X
96-18-4	1,2,3-Trichloropropane	< 1.00	U	µg/l	1.00	0.29	1	"	"	"	"	"	X
95-63-6	1,2,4-Trimethylbenzene	< 1.00	U	µg/l	1.00	0.36	1	"	"	"	"	"	X
108-67-8	1,3,5-Trimethylbenzene	< 1.00	U	µg/l	1.00	0.43	1	"	"	"	"	"	X
75-01-4	Vinyl chloride	**0.96**	J	µg/l	1.00	0.47	1	"	"	"	"	"	X
179601-23-1	m,p-Xylene	< 2.00	U	µg/l	2.00	0.38	1	"	"	"	"	"	X
95-47-6	o-Xylene	< 1.00	U	µg/l	1.00	0.28	1	"	"	"	"	"	X
109-99-9	Tetrahydrofuran	< 2.00	U	µg/l	2.00	1.06	1	"	"	"	"	"	
60-29-7	Ethyl ether	< 1.00	U	µg/l	1.00	0.37	1	"	"	"	"	"	X
994-05-8	Tert-amyl methyl ether	< 1.00	U	µg/l	1.00	0.49	1	"	"	"	"	"	X
637-92-3	Ethyl tert-butyl ether	< 1.00	U	µg/l	1.00	0.33	1	"	"	"	"	"	X
108-20-3	Di-isopropyl ether	< 1.00	U	µg/l	1.00	0.29	1	"	"	"	"	"	X
75-65-0	Tert-Butanol / butyl alcohol	< 10.0	U	µg/l	10.0	5.90	1	"	"	"	"	"	X
123-91-1	1,4-Dioxane	< 20.0	U	µg/l	20.0	11.4	1	"	"	"	"	"	X
110-57-6	trans-1,4-Dichloro-2-butene	< 5.00	U	µg/l	5.00	0.82	1	"	"	"	"	"	X
64-17-5	Ethanol	< 200	U	µg/l	200	30.9	1	"	"	"	"	"	X
Surrogate recoveries:													
460-00-4	*4-Bromofluorobenzene*	*113*			*70-130 %*			"	"	"	"	"	
2037-26-5	*Toluene-d8*	*98*			*70-130 %*			"	"	"	"	"	
17060-07-0	*1,2-Dichloroethane-d4*	*102*			*70-130 %*			"	"	"	"	"	
1868-53-7	*Dibromofluoromethane*	*107*			*70-130 %*			"	"	"	"	"	
Total Metals by EPA 200/6000 Series Methods													
Prepared by method General Prep-Metal													

Sample Identification	Client Project #	Matrix	Collection Date/Time	Received
Effluent SC43716-02	[none]	Ground Water	05-Feb-18 15:00	06-Feb-18

CAS No.	Analyte(s)	Result	Flag	Units	*RDL	MDL	Dilution	Method Ref.	Prepared	Analyzed	Analyst	Batch	Cert.
Total Metals by EPA 200/6000 Series Methods													
Prepared by method General Prep-Metal													
	Preservation	**Field Preserved; pH<2 confirmed**		N/A			1	EPA 200/6000 methods	07-Feb-18		JS	1801804	
Total Metals by EPA 200 Series Methods													
7440-70-2	Calcium	**158**		mg/l	0.200	0.0679	1	EPA 200.7	07-Feb-18	08-Feb-18	SJR/T	1801776	X
7439-95-4	Magnesium	**26.1**		mg/l	0.0200	0.0147	1	"	"	"	"	"	X
General Chemistry Parameters													
	Hardness	**503**	HD	mg/l CaCO3	0.582	0.230	1	SM 2340B (11)	07-Feb-18	08-Feb-18	SJR/T	[CALC]	
	pH	**8.21**	pH	pH Units			1	ASTM D 1293-99B	06-Feb-18 14:45	06-Feb-18 15:00	BD	1801751	

SC 437116

eurofins | Spectrum Analytical

CHAIN OF CUSTODY RECORD

Page 1 of 1

Special Handling:

- [x] Standard TAT - 7 to 10 business days
- [ ] Rush TAT - Date Needed: _____

All TATs subject to laboratory approval
Min. 24-hr notification needed for rushes
Samples disposed after 30 days unless otherwise instructed.

Report To: E & E, Inc
368 Pleasantview Dr
Lancaster, NY 14086

Telephone #: (716) 684-8060
Project Mgr: Mike Steffan

Invoice To: E & E, Inc

P.O No.: _____ Quote #: _____

Project No: _____
Site Name: MFCs O M & M
Location: East Aurora State: NY
Sampler(s): R. Allen

F=Field Filtered 1=Na_2S2O_3 2=HCl 3=H_2SO_4 4=HNO_3 5=NaOH 6=Ascorbic Acid
7=CH3OH 8=$NaHSO_4$ 9=Deionized Water 10=H_3PO_4 11=_____ 12=_____

DW=Drinking Water GW=Groundwater SW=Surface Water WW=Waste Water
O=Oil SO=Soil SL=Sludge A=Indoor/Ambient Air SG=Soil Gas
X1=_____ X2=_____ X3=_____

G= Grab C=Compsite

Lab ID:	Sample ID:	Date:	Time:	Type	Matrix	Containers: # of VOA Vials	# of Amber Glass	# of Clear Glass	# of Plastic	Analysis: pH	Hardness	VOCs						Check if chlorinated
										List Preservative Code below: 1	4	2						
43716-01	INFLUENT	2/5/18	3:00P	G	GW				1	✓								☐
	INFLUENT			G	GW				1		✓							☐
	INFLUENT			G	GW	3						✓						☐
-02	EFFLUENT			G	GW				1	✓								☐
	EFFLUENT			G	GW				1		✓							☐
	EFFLUENT			G	GW	3						✓						☐
-03	HCL TB	"	"	G	W	2						✓						☐
																		☐
																		☐
																		☐

QA/QC Reporting Notes:
* additional charges may appply

MA DEP MCP CAM Report? ☐ Yes ☐ No
CT DPH RCP Report? ☐ Yes ☐ No
☐ Standard ☐ No QC
☐ DQA*
☐ ASP A* ☐ ASP B*
☐ NJ Reduced* ☐ NJ Full*
☐ Tier II* ☐ Tier IV*
☒ Other: CAT A
State-specific reporting standards:

Please send another Sample kit

Relinquished by:	Received by:	Date:	Time:
Richard C Allen JR	Fedex		
Fedex	Allen	2/6/18	1020

Temp °C
Observed: 5.8
Correction Factor: 0
Corrected: 5.8
IR ID #: 2

☒ EDD format: PDF
☒ E-mail to: msteffan@ene.com

Condition upon receipt: Custody Seals: ☑ Present ☑ Intact ☐ Broken
☐ Ambient ☑ Iced ☐ Refrigerated ☐ DI VOA Frozen ☐ Soil Jar Frozen

Attachment C
Summary of Site Utility Costs and Projections
January to December 2018

Mr. C's Dry Cleaners Site - Remedial Treatment Utility Costs
NYSDEC Work Assignment #10C3074.0011.11
12 Months of System Operation and Maintenance
January 2018 Report

ATTACHMENT C

Utility Budget:	Electric:	$25,300.00
	Telephone:	$540.00
	Gas	$1,120.00
	Total:	$26,960.00

Gas and Electric

Utility Provider	Account #	E&E Cost Center	Description	Jan-2018	Feb-2018	Mar-2018	Apr-2018	May-2018	Jun-2018
New York State E&G	1001-0310-422	EN-003229-0001-03TTO	Mr. C's Electric Costs	$ 1,314.70					
New York State E&G	76-311-11-015900-18								
National Fuel Gas	5819628-05	EN-003229-0001-03TTO	Mr. C's Natural Gas Costs	$ 81.72					
			Totals	**$ 1,396.42**	**$ -**	**$ -**	**$ -**	**$ -**	**$ -**

		Jul-2018	Aug-2018	Sep-2018	Oct-2018	Nov-2018	Dec-2018
	Mr. C's Electric Costs						
	Mr. C's Natural Gas Costs						
	Totals	**$ -**	**$ -**	**$ -**	**$ -**	**$ -**	**$ -**

			Notes:	
Electric - Mr. C's	**$**	**1,314.70**		
Natural Gas - Mr. C's	**$**	**81.72**		Overbilled natural gas costs - no charges
Grand Total - NYSE&G/National Fuel Gas Costs To Date	**$**	**1,396.42**		**Estimated Reading**

Telephone

Utility Provider	Phone #	E&E Cost Center	Location Description	Jan-2018	Feb-2018	Mar-2018	Apr-2018	May-2018	Jun-2018
Granite Telecommunications				$ 41.09					
Account # 01890582	866-874-5500	EN-003229-0001-03TTO	Mr. C's Telephone Costs	**Jul-2018**	**Aug-2018**	**Sep-2018**	**Oct-2018**	**Nov-2018**	**Dec-2018**

Verizon Costs to Date - Mr. C's	**$**	**41.09**

Grand Total All Utilities To Date	**$**	**1,437.51**

Monthly Average Costs

Mr. C's Electric	$	1,314.70
Mr. C's Gas	$	81.72
Mr. C's Telephone	$	41.09
Average Utility Cost Total	**$**	**1,437.51**
12 Month Estimate	**$**	**17,250.12**

Budget Remaining:	Electric:	$23,985.30
	Telephone:	$498.91
	Gas	$1,038.28
	Total:	$25,522.49

ecology and environment engineering, p.c.
International Specialists in the Environment
BUFFALO CORPORATE CENTER
368 Pleasant View Drive
Lancaster, New York 14086
Tel: (716) 684-8060, Fax: (716) 684-0844

March 16, 2018

Mr. William Welling, Project Manager
New York State Department of Environmental Conservation
Division of Environmental Remediation
625 Broadway, 12th Floor
Albany, New York 12233 - 7013

Re: Mr. C's Dry Cleaners Site, Contract # D007617, Site # 915157
February 2018 Operations, Maintenance, and Monitoring Report

Dear Mr. Welling:

Ecology and Environment Engineering, P.C. (EEEPC) is pleased to provide the February 2018 Operations, Maintenance, and Monitoring (OM&M) Report for the Mr. C's Dry Cleaners Site, NYSDEC Site # 915157, located in the Village of East Aurora, New York.

A summary of field activities prepared by EEEPC's subcontractor, IYER Environmental Group, PLLC (IEG), is provided in Attachment A. The treatment system was re-activated in normal pumping and treatment mode on November 8, 2017, after completion of the Phased Pulsing plan as recommended from the Remedial Site Optimization (RSO) plan in October 2016. The east pumping wells (RW-1, PW-2, and PW-3) remain off while the west pumping wells (PW-4, PW-5, PW-6, PW-7, and PW-8) remain on.

Selected pages from two analytical data packages prepared by Spectrum Analytical Inc. (SAI), Warwick, Rhode Island, are provided as Attachments B and C. The current annual site utility cost information is provided in Attachment D.

During the February 2018 reporting period, the treatment system was in operation from February 5 to February 13, 2018 and from February 15 to March 5, 2018. Influent/effluent samples taken on February 5, 2018 for the January 2018 OM&M report showed that the discharge effluent concentrations for cis-1,2-dichloroethene and tetrachloroethene exceeded the SPDES Equivalency permit requirements of 10 µg/L for each contaminant. As a result, corrective actions (i.e., cleaning of air stripper trays, adjusting differential pressures in the air stripper, etc.) were performed between February 13 and 15, 2018 in accordance with the site approved SMP. On February 16, 2018, additional influent/effluent samples were taken from the treatment system to confirm whether or not corrective actions were effective in meeting SPDES Equivalency permit requirements (see Attachment B). Effluent criteria were met for all contaminants.

The monthly OM&M sampling for February 2018 was performed on March 5, 2018, and results were received from SAI on March 10, 2018. The results provided in the February 2018 OM&M report are based on the March 5, 2018 influent/effluent samples (Attachment C).

Monthly field activity reporting including review of operational systems, piezometers, and pumping wells were taken at the site's groundwater monitoring wells, for February 2018 by IEG (Attachment A).

In review of the on-site treatment system operations, monitoring and maintenance from IEG for February 2018, EEEPC offers the following comments and highlights:

Operational Summary:

- The monthly checklists for system inspections performed by IEG are provided as Attachment A for 02/05/18, 02/16/18, 02/27/18, and 03/05/18.
- Based on inspection reports prepared by IEG, the remedial treatment system for the period of February 5 through March 5, 2018, had a 92.86% operational up-time (Table 1), and the treatment of contaminated groundwater during that period totaled 171,953 gallons (Table 1).
- As previously discussed, the compliance samples for the February OM&M report are based on the March 5, 2018 influent/effluent sampling event (Attachment C). These analytical results were received from SAI on March 10, 2018. The discharge effluent concentrations for cis-1,2-dichloroethene, trichloroethene, tetrachloroethene, and vinyl chloride were below the daily SPDES Equivalency permit requirements of 10 µg/L for each contaminant. All other requirements of the SPDES Equivalency permit have also been met. The effluent results are provided in Table 2.
- The analytical summary results of the February 2018 samples revealed the total volatile organic contaminant concentrations of the influent to be 5,670 µg/L ppb. In review of the effluent concentrations, the total volatile organic contaminant concentrations were 12.8 µg/L. The summary of influent and effluent contaminant concentrations for the February 2018 sampling are presented in Table 3. Figure 1 shows the influent and effluent VOC concentrations during each sampling event in 2017 and 2018.
- The Mr. C's treatment system based on the total flows from the uptime operations, removed 8.12 lbs. of targeted contaminants from the groundwater below the site in the month of February 2018, and the cleanup effectiveness was 99.77%. The calculations and data for the month are presented in Table 3. The mass of VOCs removed each month throughout 2017 and 2018 are shown in Figure 2.

Figure 1: Influent and Effluent VOC concentrations during each sampling event in 2017 and 2018.

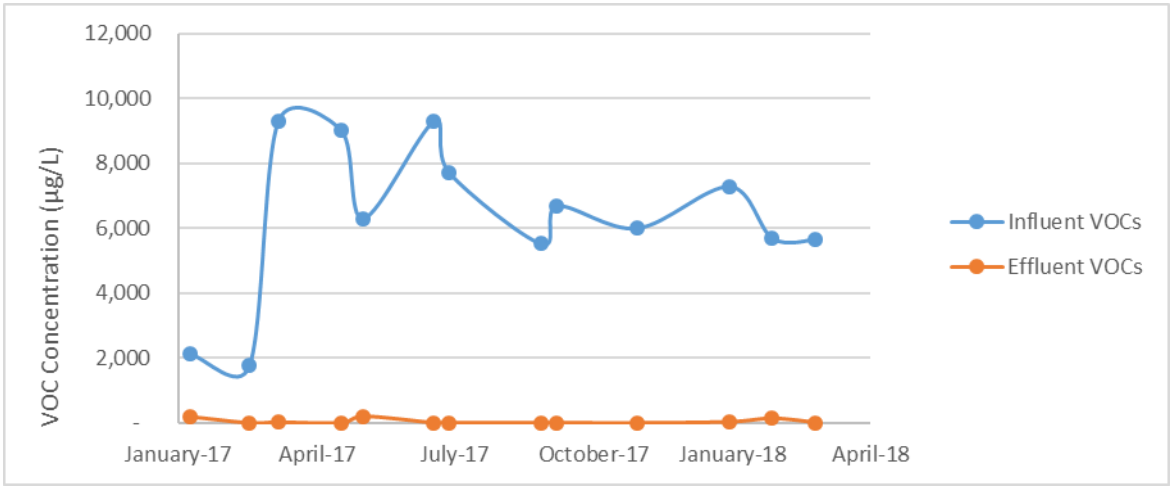

Figure 2: The mass of VOCs removed each month throughout 2017 and 2018.

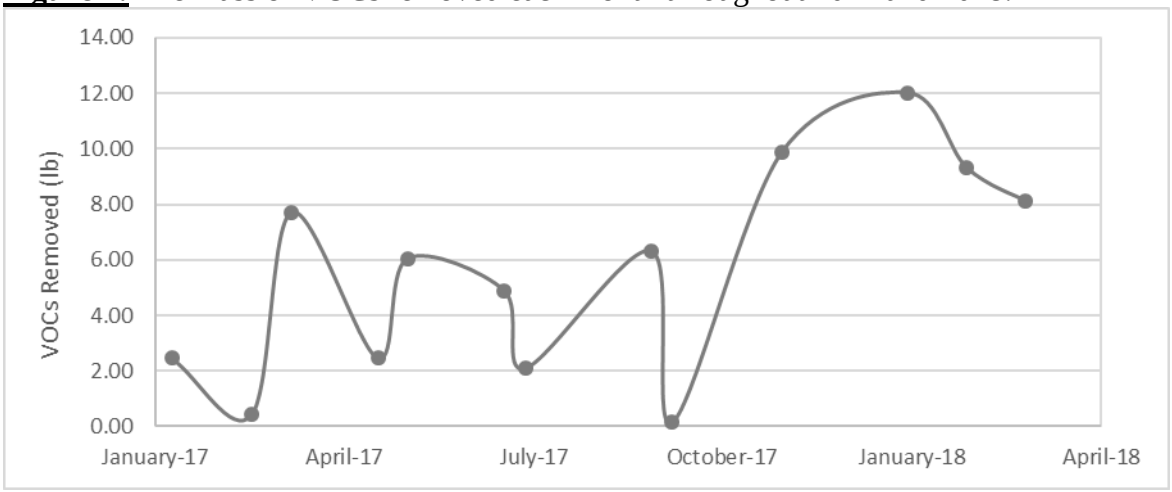

Mr. C's Site – Remedial Operations and Maintenance Information

- The February 2018 summary of field activities performed between February 5, 2018 and March 5, 2018 from IEG are provided as Attachment A.

Subslab Depressurization Systems (SSDS).

- SSDS installation design at 31 Paine Street is currently in process.
- Discussion of new SSDS unit installation at 23 Paine Street is in progress.
- EEEPC needs to issue letters of determination of SSDS from NYSDOH to the owner of 31 Paine Street and to the new property owner of 23 Paine Street. The new property owner of 23 Paine Street house, as of November 2015, is David Dubois.

Status of RSO and Pulsed Pumping Work Plan.

- The treatment system was re-activated on the west portion of Whaley Avenue on November 8, 2017. The reason for re-activation of the west portion only was due to

the higher concentrations of VOCs found in pumping wells PW-4, PW-5, PW-6, PW-7, and PW-8.

- Individual pumping well sampling will be completed on a quarterly basis to monitor VOC concentrations.

Site Management Plan

- This is an active site document, revisions will be performed once major changes to the management of the site are required.

Annual Long-term Groundwater Monitoring Well Report

- The next long-term groundwater monitoring event will occur in Fall 2018.

If you have questions regarding the February 2018 OM&M report summary, please do not hesitate to contact me at 716-684-8060.

Very Truly Yours,
Ecology and Environment Engineering, P. C.

Ashlee Patnode

Ashlee Patnode
Project Manager

cc: D. Szymanski, Region 9, NYSDEC – Buffalo w/ attachments
D. Iyer, IEG w/ attachments
M. Mooney, EEEPC Buffalo w/ attachments
CTF - 10C3074.0011.11

Attachment A
IEG Summary of Field Activities
February 2018

02/05/18
02/16/18
02/27/18
03/05/18

MR. C's DRY CLEANERS SITE
NYSDEC Site #9-15-157
OM&M: SITE INSPECTION FORM

DATE: 5-Feb-18 *ACTIVITIES:* Site Inspection

INSPECTION PERSONNEL: R. Allen *OTHER PERSONNEL:*

WEATHER CONDITIONS: Partly cloudy, cold *OUTSIDE TEMPERATURE (°F):* 20

ARE WELL PUMPS OPERATING IN AUTO: YES: NO: √ If "NO", provide explanation below

RW-1, PW-2 and PW-3 are OFF.

PROVIDE WATER LEVEL READINGS ON CONTROL PANEL

RW-1	ON: √	OFF:	14	ft	PW-5	ON:	OFF: √	4	ft
PW-2	ON:	OFF: √	11	ft	PW-6	ON:	OFF: √	5	ft
PW-3	ON: √	OFF:	12	ft	PW-7	ON:	OFF: √	3	ft
PW-4	ON: √	OFF:	7	ft	PW-8	ON:	OFF: √	5	ft

EQUALIZATION TANK: 3 ft Last Alarm D/T/Condition:

NOTES:

INFLUENT FLOW RATE: 40 gpm INFLUENT TOTALIZER READING 14,877,899 gallons

SEQUESTERING AGENT DRUM LEVEL: 27 inches *(x 1.7=)* *AMOUNT OF AGENT REMAINING:* 46 gallons

SEQUESTERING AGENT FEED RATE: ------ ml/min *METERING PUMP PRESSURE:* ------ psi

		Top	Bottom		Top	Bottom
BAG FILTER PRESSURES:	LEFT:	0	0 psi	RIGHT:	8	0 psi

INFLUENT FEED PUMP IN USE: #1 √ #2 *INFLUENT PUMP PRESSURE:* 7 psi

AIR STRIPPER BLOWER IN USE: #1 √ #2 *AIR STRIPPER PRESSURE:* 46.0 in. H_2O

AIR STRIPPER DIFFERENTIAL PRESSURE: broken in. H_2O *DISCHARGE PRESSURE:* 1.70 in. H_2O

AIR FLOW : 650 fpm X 1.4 = 910 CFM *AIR SPARGER* *LEFT* 2.75 *RIGHT* 2.60 CFM

EFFLUENT PUMP IN USE: #1 #2 √ *EFFLUENT FEED PUMP PRESSURE:* 12 psi

EFFLUENT FLOW RATE: 128 gpm *EFFLUENT TOTALIZER READING:* 83,138,166 | 780030 gallons

ARE BUILDING HEATERS IN USE? YES: √ NO: *INSIDE TEMPERATURE (°F):* 67

IS SUMP PUMP IN USE: YES: √ NO: *ARE ANY LEAKS PRESENT?* YES: √ NO:

WATER LEVEL IN SUMP: 7.0 in. *TREATMENT BUILDING CLEAN & ORGANIZED?* YES: √ NO:

MR. C's DRY CLEANERS SITE

NYSDEC Site #90150157

SITE INSPECTION FORM

5-Feb-18

SAMPLES COLLECTED? **YES:** √ **NO:** _____

	Sample ID	Time of Sampling	pH	Turbidity	Temp.	Sp. Cond.
AIR STRIPPER INFLUENT:	INF	2:00 PM	9.64	9.61	11.7	3038
AIR STRIPPER EFFLUENT:	EFF	2:00 PM	8.84	9.57	12.3	2998

IS THERE EVIDENCE OF TAMPERING/VANDALISM OF WELLS: ? **YES:** _____ **NO:** √

WERE MANHOLES INSPECTED? **YES:** √ **NO:** _____

WERE ELECTRICAL BOXES INSPECTED? **YES:** √ **NO:** _____

IS WATER PRESENT IN ANY MANHOLES OR ELECTRICAL BOXES? **YES:** _____ **NO:** √

If yes, provide manhole/electric box ID and description of any corrective measures below:

RW-1 inner ring is corroded. Most of the MWs and UEs are covered with snow.

SUBSLAB SYSTEM

MANOMETER: 1.1 **in. WC** (Fan Inlet)

	west	east
FLOW (fpm):		
FLOW (cfm):		
VACUUM GAUGE (in WC)		

NOTES: cfm = 0.05 x fpm (3" PVC)

INCLUDE REMARKS & DESCRIBE ANY OTHER SYSTEM MAINTENANCE PERFORMED ON MR. C's SITE

Remarks: Slow drip in Effluent Pipe at EQ Tank fitting.

Other Actions: Treatment Room SVE System - little condensate

586 Building SVE System - fan OFF because of frozen pipe.

AGWAY

Remarks: Site is empty of materials and has been graded and graveled.

Other Actions:

MR. C's DRY CLEANERS SITE
NYSDEC Site #9-15-157
OM&M: SITE INSPECTION FORM

DATE: 16-Feb-18 *ACTIVITIES:* Site Inspection

INSPECTION PERSONNEL: R. Allen *OTHER PERSONNEL:*

WEATHER CONDITIONS: Cloudy, rain, cool *OUTSIDE TEMPERATURE (°F):* 34

ARE WELL PUMPS OPERATING IN AUTO: YES: NO: If "NO", provide explanation below

RW-1, PW-2 and PW-3 are OFF.

PROVIDE WATER LEVEL READINGS ON CONTROL PANEL

RW-1	ON: √	OFF:	14	ft	PW-5	ON:	OFF: √	4	ft
PW-2	ON:	OFF: √	11	ft	PW-6	ON:	OFF: √	6	ft
PW-3	ON: √	OFF:	12	ft	PW-7	ON:	OFF: √	5	ft
PW-4	ON:	OFF: √	5	ft	PW-8	ON:	OFF: √	3	ft

EQUALIZATION TANK: 3 ft Last Alarm D/T/Condition:

NOTES:

INFLUENT FLOW RATE: 0 gpm INFLUENT TOTALIZER READING 1,495,598 gallons

SEQUESTERING AGENT DRUM LEVEL: 18 inches *(x 1.7=)* *AMOUNT OF AGENT REMAINING:* 30.5 gallons

SEQUESTERING AGENT FEED RATE: ----- ml/min *METERING PUMP PRESSURE:* ----- psi

		Top	Bottom		Top	Bottom
BAG FILTER PRESSURES:	LEFT:	0	0 psi	RIGHT:	6	0 psi

INFLUENT FEED PUMP IN USE: #1 √ #2 *INFLUENT PUMP PRESSURE:* 7 psi

AIR STRIPPER BLOWER IN USE: #1 √ #2 *AIR STRIPPER PRESSURE:* 22.0 in. H_2O

AIR STRIPPER DIFFERENTIAL PRESSURE: broken in. H_2O *DISCHARGE PRESSURE:* 0.60 in. H_2O

AIR FLOW : 1250 fpm X 1.4 = 1750 CFM *AIR SPARGER* *LEFT* 3.00 *RIGHT* 3.20 CFM

EFFLUENT PUMP IN USE: #1 #2 √ *EFFLUENT FEED PUMP PRESSURE:* 18 psi

EFFLUENT FLOW RATE: gpm *EFFLUENT TOTALIZER READING:* 83,197,118 | 839430 gallons

ARE BUILDING HEATERS IN USE? YES: √ NO: *INSIDE TEMPERATURE (°F):* 67

IS SUMP PUMP IN USE: YES: √ NO: *ARE ANY LEAKS PRESENT?* YES: √ NO:

WATER LEVEL IN SUMP: 6.0 in. *TREATMENT BUILDING CLEAN & ORGANIZED?* YES: √ NO:

MR. C's DRY CLEANERS SITE

NYSDEC Site #90150157

SITE INSPECTION FORM

16-Feb-18

SAMPLES COLLECTED? **YES:** √ **NO:** _____ (VOCs Only)

	Sample ID	Time of Sampling	pH	Turbidity	Temp.	Sp. Cond.
AIR STRIPPER INFLUENT:						
AIR STRIPPER EFFLUENT:						

IS THERE EVIDENCE OF TAMPERING/VANDALISM OF WELLS: ? **YES:** _____ **NO:** √

WERE MANHOLES INSPECTED? **YES:** √ **NO:** _____

WERE ELECTRICAL BOXES INSPECTED? **YES:** √ **NO:** _____

IS WATER PRESENT IN ANY MANHOLES OR ELECTRICAL BOXES? **YES:** √ **NO:** _____

If yes, provide manhole/electric box ID and description of any corrective measures below:

RW-1 inner ring is corroded.

SUBSLAB SYSTEM

MANOMETER: 1.2 **in. WC** **(Fan Inlet)**

	west	east
FLOW (fpm):		
FLOW (cfm):		
VACUUM GAUGE (in WC)		

NOTES: cfm = 0.05 x fpm (3" PVC)

INCLUDE REMARKS & DESCRIBE ANY OTHER SYSTEM MAINTENANCE PERFORMED ON MR. C's SITE

Remarks: Slow drip in Effluent Pipe at EQ Tank fitting.

Other Actions: Treatment Room SVE System - no condensate

586 Building SVE System - fan ON. Yellow ribbon tied around exhaust stack.

AGWAY

Remarks: Site is empty of materials and has been graded and graveled.

Other Actions:

MR. C's DRY CLEANERS SITE
NYSDEC Site #9-15-157
OM&M: SITE INSPECTION FORM

DATE: 27-Feb-18 *ACTIVITIES:* Site Inspection

INSPECTION PERSONNEL: R. Allen *OTHER PERSONNEL:* ----------

WEATHER CONDITIONS: Sunny, cool *OUTSIDE TEMPERATURE (°F):* 50

ARE WELL PUMPS OPERATING IN AUTO: YES: NO: √ If "NO", provide explanation below

RW-1, PW-2 and PW-3 are OFF.

PROVIDE WATER LEVEL READINGS ON CONTROL PANEL

RW-1	ON: √	OFF:	14	ft	PW-5	ON:	OFF: √	5	ft
PW-2	ON:	OFF: √	11	ft	PW-6	ON:	OFF: √	4	ft
PW-3	ON: √	OFF:	12	ft	PW-7	ON:	OFF: √	7	ft
PW-4	ON:	OFF: √	7	ft	PW-8	ON:	OFF: √	5	ft

EQUALIZATION TANK: 4 ft Last Alarm D/T/Condition:

NOTES:

INFLUENT FLOW RATE: 11 gpm INFLUENT TOTALIZER READING 15,062,838 gallons

SEQUESTERING AGENT DRUM LEVEL: 16 inches *(x 1.7=)* *AMOUNT OF AGENT REMAINING:* 27 gallons

SEQUESTERING AGENT FEED RATE: ----- ml/min *METERING PUMP PRESSURE:* ----- psi

		Top	Bottom		Top	Bottom
BAG FILTER PRESSURES:	LEFT:	0	0 psi	RIGHT:	7	0 psi

INFLUENT FEED PUMP IN USE: #1 √ #2 *INFLUENT PUMP PRESSURE:* 7 psi

AIR STRIPPER BLOWER IN USE: #1 √ #2 *AIR STRIPPER PRESSURE:* 24.0 in. H_2O

AIR STRIPPER DIFFERENTIAL PRESSURE: broken in. H_2O *DISCHARGE PRESSURE:* 2.80 in. H_2O

AIR FLOW : 1600 fpm X 1.4 = 2240 CFM *AIR SPARGER* *LEFT* 3.40 *RIGHT* 1.50 CFM

AIR TEMP: °F

EFFLUENT PUMP IN USE: #1 #2 √ *EFFLUENT FEED PUMP PRESSURE:* 9 psi

EFFLUENT FLOW RATE: 130 gpm *EFFLUENT TOTALIZER READING:* 83,275,659 | 920260 gallons

ARE BUILDING HEATERS IN USE? YES: NO: √ *INSIDE TEMPERATURE (°F):* 69

IS SUMP PUMP IN USE: YES: √ NO: *ARE ANY LEAKS PRESENT?* YES: √ NO:

WATER LEVEL IN SUMP: 6.0 in. *TREATMENT BUILDING CLEAN & ORGANIZED?* YES: √ NO:

MR. C's DRY CLEANERS SITE

NYSDEC Site #90150157

SITE INSPECTION FORM

27-Feb-18

SAMPLES COLLECTED? **YES:** _____ **NO:** √

	Sample ID	Time of Sampling	pH	Turbidity	Temp.	Sp. Cond.
AIR STRIPPER INFLUENT:						
AIR STRIPPER EFFLUENT:						

IS THERE EVIDENCE OF TAMPERING/VANDALISM OF WELLS: ? **YES:** _____ **NO:** √

WERE MANHOLES INSPECTED? **YES:** √ **NO:** _____

WERE ELECTRICAL BOXES INSPECTED? **YES:** √ **NO:** _____

IS WATER PRESENT IN ANY MANHOLES OR ELECTRICAL BOXES? **YES:** _____ **NO:** √

If yes, provide manhole/electric box ID and description of any corrective measures below:

RW-1 inner ring is corroded. Snow piles over PW-2 and PW-3.

SUBSLAB SYSTEMS

TREATMENT ROOM

MANOMETER:	1.3 **in. WC**		west	east	***NOTES:*** cfm = 0.05 x fpm (3" PVC)
(Fan Inlet)		**FLOW (fpm):**			
Condensate	0 **gallon**	**FLOW (cfm):**			
		VACUUM GAUGE (in WC)			

OTHER LOCATIONS

586 Building SVE CONDENSATE drained: **YES** √ **NO** ____ VOLUME:

INCLUDE REMARKS & DESCRIBE ANY OTHER SYSTEM MAINTENANCE PERFORMED ON MR. C's SITE

Remarks: Slow drip in Effluent Pipe at EQ Tank fitting - dries quickly - will monitor

Other Actions:

AGWAY

Remarks: Site is empty of materials and has been graded and graveled.

Other Actions:

MR. C's DRY CLEANERS SITE
NYSDEC Site #9-15-157
OM&M: SITE INSPECTION FORM

DATE: 5-Mar-18 *ACTIVITIES:* Site Inspection

INSPECTION PERSONNEL: R. Allen *OTHER PERSONNEL:*

WEATHER CONDITIONS: Partly cloudy, cold *OUTSIDE TEMPERATURE (°F):* 28

ARE WELL PUMPS OPERATING IN AUTO: YES: NO: √ If "NO", provide explanation below

RW-1, PW-2 and PW-3 are OFF.

PROVIDE WATER LEVEL READINGS ON CONTROL PANEL

RW-1	ON: √	OFF:	14 ft	PW-5	ON:	OFF: √	4 ft
PW-2	ON:	OFF: √	11 ft	PW-6	ON:	OFF: √	7 ft
PW-3	ON: √	OFF:	12 ft	PW-7	ON:	OFF: √	4 ft
PW-4	ON:	OFF: √	7 ft	PW-8	ON:	OFF: √	7 ft

EQUALIZATION TANK: 4 ft Last Alarm D/T/Condition:

NOTES:

INFLUENT FLOW RATE: 0 gpm INFLUENT TOTALIZER READING: 15,109,382 gallons

SEQUESTERING AGENT DRUM LEVEL: 0 inches *(x 1.7=)* *AMOUNT OF AGENT REMAINING:* 0 gallons

SEQUESTERING AGENT FEED RATE: ----- ml/min *METERING PUMP PRESSURE:* ----- psi

		Top	Bottom		Top	Bottom
BAG FILTER PRESSURES:	LEFT:	0	0 psi	RIGHT:	7	0 psi

INFLUENT FEED PUMP IN USE: #1 √ #2 *INFLUENT PUMP PRESSURE:* 7 psi

AIR STRIPPER BLOWER IN USE: #1 √ #2 *AIR STRIPPER PRESSURE:* 24.0 in. H_2O

AIR STRIPPER DIFFERENTIAL PRESSURE: broken in. H_2O *DISCHARGE PRESSURE:* 2.70 in. H_2O

AIR FLOW : 1150 fpm X 1.4 = 1610 CFM *AIR SPARGER* *LEFT* 3.40 *RIGHT* 1.00 CFM

AIR TEMP: °F

EFFLUENT PUMP IN USE: #1 #2 √ *EFFLUENT FEED PUMP PRESSURE:* 8 psi

EFFLUENT FLOW RATE: gpm *EFFLUENT TOTALIZER READING:* 83,310,119 | 955740 gallons

ARE BUILDING HEATERS IN USE? YES: √ NO: *INSIDE TEMPERATURE (°F):* 65

IS SUMP PUMP IN USE: YES: √ NO: *ARE ANY LEAKS PRESENT?* YES: √ NO:

WATER LEVEL IN SUMP: 7.5 in. *TREATMENT BUILDING CLEAN & ORGANIZED?* YES: √ NO:

MR. C's DRY CLEANERS SITE

NYSDEC Site #90150157

SITE INSPECTION FORM

5-Mar-18

SAMPLES COLLECTED? **YES:** √ **NO:** _____

	Sample ID	Time of Sampling	pH	Turbidity	Temp.	Sp. Cond.
AIR STRIPPER INFLUENT:	INF	12:00 PM	7.06	8.05	11.4	2154
AIR STRIPPER EFFLUENT:	EFF	12:00 PM	9.20	13.10	11.6	2443

IS THERE EVIDENCE OF TAMPERING/VANDALISM OF WELLS: ? **YES:** _____ **NO:** √

WERE MANHOLES INSPECTED? **YES:** √ **NO:** _____

WERE ELECTRICAL BOXES INSPECTED? **YES:** √ **NO:** _____

IS WATER PRESENT IN ANY MANHOLES OR ELECTRICAL BOXES? **YES:** _____ **NO:** √

If yes, provide manhole/electric box ID and description of any corrective measures below:

RW-1 inner ring is corroded. Many of the MWs and UEs are covered with ice or snow.

SUBSLAB SYSTEMS

TREATMENT ROOM

MANOMETER:	1.2 **in. WC**		west	east	***NOTES:***	cfm = 0.05 x fpm (3" PVC)
(Fan Inlet)		**FLOW (fpm):**	1300	420		
Condensate	0 **gallon**	**FLOW (cfm):**	65	21		
		VACUUM GAUGE (in WC)				

OTHER LOCATIONS

586 Building SVE CONDENSATE drained: **YES** √ **NO** ____ VOLUME: _____

INCLUDE REMARKS & DESCRIBE ANY OTHER SYSTEM MAINTENANCE PERFORMED ON MR. C's SITE

Remarks: Slow drip in Effluent Pipe at EQ Tank fitting - dries quickly - will monitor

Other Actions:

AGWAY

Remarks: Site is empty of materials and has been graded and graveled.

Other Actions:

Attachment B
Excerpts from the
Analytical Report from
Spectrum Analytical Laboratories

Analytical Data Package Work Order ID: SC44107
Sampled by IEG: February 16, 2018
Report Received: February 26, 2018

eurofins | Spectrum Analytical

☑ Final Report
☐ Revised Report

Report Date:
26-Feb-18 12:50

Laboratory Report
SC44107

Ecology and Environment, Inc.
368 Pleasant View Drive
Lancaster, NY 14086
Attn: Mike Steffan

Project: Mr. C's - East Aurora, NY
Project #: [none]

I attest that the information contained within the report has been reviewed for accuracy and checked against the quality control requirements for each method. These results relate only to the sample(s) as received.
All applicable NELAC requirements have been met.

Massachusetts # M-MA138/MA1110
Connecticut # PH-0777
Florida # E87936
Maine # MA138
New Hampshire # 2972/2538
New Jersey # MA011
New York # 11393
Pennsylvania # 68-04426/68-02924
Rhode Island # LAO00348
USDA # P330-15-00375
Vermont # VT-11393

Authorized by:

Christina White
Technical Director

Christina A. White

Eurofins Spectrum Analytical holds primary NELAC certification in the State of New York for the analytes as indicated with an X in the "Cert." column within this report. Please note that the State of New York does not offer certification for all analytes. Please refer to our website for specific certification holdings in each state.
Please note that this report contains 22 pages of analytical data plus Chain of Custody document(s). When the Laboratory Report is indicated as revised, this report supersedes any previously dated reports for the laboratory ID(s) referenced above. Where this report identifies subcontracted analyses, copies of the subcontractor's test report are available upon request. This report may not be reproduced, except in full, without written approval from Eurofins Spectrum Analytical, Inc.

Eurofins Spectrum Analytical, Inc. is a NELAC accredited laboratory organization and meets NELAC testing standards. Use of the NELAC logo however does not insure that Eurofins Spectrum Analytical, Inc. is currently accredited for the specific method or analyte indicated. Please refer to our 'Quality' web page at www.spectrum-analytical.com for a full listing of our current certifications and fields of accreditation. States in which Eurofins Spectrum Analytical, Inc. holds NELAC certification are New York, New Hampshire, New Jersey, Pennsylvania and Florida. All analytical work for Volatile Organic and Air analysis are transferred to and conducted at our 830 Silver Street location (PA-68-04426).

Please contact the Laboratory or Technical Director at 800-789-9115 with any questions regarding the data contained in this laboratory report.

Sample Summary

Work Order: SC44107

Project: Mr. C's - East Aurora, NY

Project Number: [none]

Laboratory ID	Client Sample ID	Matrix	Date Sampled	Date Received
SC44107-01	Influent	Ground Water	16-Feb-18 09:30	19-Feb-18 11:14
SC44107-02	Effluent A	Ground Water	16-Feb-18 09:30	19-Feb-18 11:14
SC44107-03	Effluent B	Ground Water	16-Feb-18 11:30	19-Feb-18 11:14

Summary of Hits

Lab ID: SC44107-01 **Client ID:** Influent

Parameter	Result	Flag	Reporting Limit	Units	Analytical Method
cis-1,2-Dichloroethene	4070	D	50.0	µg/l	SW846 8260C
Methyl tert-butyl ether	15.5	J, D	50.0	µg/l	SW846 8260C
Tetrachloroethene	2170	D	50.0	µg/l	SW846 8260C
trans-1,2-Dichloroethene	33.0	J, D	50.0	µg/l	SW846 8260C
Trichloroethene	358	D	50.0	µg/l	SW846 8260C
Vinyl chloride	263	D	50.0	µg/l	SW846 8260C

Lab ID: SC44107-02 **Client ID:** Effluent A

Parameter	Result	Flag	Reporting Limit	Units	Analytical Method
Acetone	12.4		10.0	µg/l	SW846 8260C
cis-1,2-Dichloroethene	0.63	J	1.00	µg/l	SW846 8260C
Tetrachloroethene	0.70	J	1.00	µg/l	SW846 8260C

Lab ID: SC44107-03 **Client ID:** Effluent B

Parameter	Result	Flag	Reporting Limit	Units	Analytical Method
Acetone	20.9		10.0	µg/l	SW846 8260C

Please note that because there are no reporting limits associated with hazardous waste characterizations or micro analyses, this summary does not include hits from these analyses if included in this work order.

Sample Identification	Client Project #	Matrix	Collection Date/Time	Received
Influent	[none]	Ground Water	16-Feb-18 09:30	19-Feb-18
SC44107-01				

CAS No.	Analyte(s)	Result	Flag	Units	*RDL	MDL	Dilution	Method Ref.	Prepared	Analyzed	Analyst	Batch	Cert.
Volatile Organic Compounds													
Volatile Organic Compounds by SW846 8260 Prepared by method SW846 5030 Water MS			GS1										
76-13-1	1,1,2-Trichlorotrifluoroethane (Freon 113)	< 50.0	U, D	µg/l	50.0	26.6	50	SW846 8260C	23-Feb-18	23-Feb-18	EK	1802636	X
67-64-1	Acetone	< 500	U, D	µg/l	500	40.2	50	"	"	"	"	"	X
71-43-2	Benzene	< 50.0	U, D	µg/l	50.0	14.2	50	"	"	"	"	"	X
75-27-4	Bromodichloromethane	< 25.0	U, D	µg/l	25.0	20.8	50	"	"	"	"	"	X
75-25-2	Bromoform	< 50.0	U, D	µg/l	50.0	21.2	50	"	"	"	"	"	X
74-83-9	Bromomethane	< 100	U, D	µg/l	100	44.8	50	"	"	"	"	"	X
78-93-3	2-Butanone (MEK)	< 100	U, D	µg/l	100	53.5	50	"	"	"	"	"	X
75-15-0	Carbon disulfide	< 100	U, D	µg/l	100	20.6	50	"	"	"	"	"	X
56-23-5	Carbon tetrachloride	< 50.0	U, D	µg/l	50.0	21.8	50	"	"	"	"	"	X
108-90-7	Chlorobenzene	< 50.0	U, D	µg/l	50.0	12.4	50	"	"	"	"	"	X
75-00-3	Chloroethane	< 100	U, D	µg/l	100	29.4	50	"	"	"	"	"	X
67-66-3	Chloroform	< 50.0	U, D	µg/l	50.0	16.3	50	"	"	"	"	"	X
74-87-3	Chloromethane	< 100	U, D	µg/l	100	18.4	50	"	"	"	"	"	X
96-12-8	1,2-Dibromo-3-chloropropane	< 100	U, D	µg/l	100	43.2	50	"	"	"	"	"	X
124-48-1	Dibromochloromethane	< 25.0	U, D	µg/l	25.0	15.8	50	"	"	"	"	"	X
106-93-4	1,2-Dibromoethane (EDB)	< 25.0	U, D	µg/l	25.0	10.1	50	"	"	"	"	"	X
95-50-1	1,2-Dichlorobenzene	< 50.0	U, D	µg/l	50.0	13.8	50	"	"	"	"	"	X
541-73-1	1,3-Dichlorobenzene	< 50.0	U, D	µg/l	50.0	15.7	50	"	"	"	"	"	X
106-46-7	1,4-Dichlorobenzene	< 50.0	U, D	µg/l	50.0	13.6	50	"	"	"	"	"	X
75-71-8	Dichlorodifluoromethane (Freon12)	< 100	U, D	µg/l	100	29.2	50	"	"	"	"	"	X
75-34-3	1,1-Dichloroethane	< 50.0	U, D	µg/l	50.0	16.2	50	"	"	"	"	"	X
107-06-2	1,2-Dichloroethane	< 50.0	U, D	µg/l	50.0	13.8	50	"	"	"	"	"	X
75-35-4	1,1-Dichloroethene	< 50.0	U, D	µg/l	50.0	34.6	50	"	"	"	"	"	X
156-59-2	cis-1,2-Dichloroethene	**4,070**	D	µg/l	50.0	16.4	50	"	"	"	"	"	X
156-60-5	trans-1,2-Dichloroethene	**33.0**	J, D	µg/l	50.0	18.8	50	"	"	"	"	"	X
78-87-5	1,2-Dichloropropane	< 50.0	U, D	µg/l	50.0	14.6	50	"	"	"	"	"	X
10061-01-5	cis-1,3-Dichloropropene	< 25.0	U, D	µg/l	25.0	18.0	50	"	"	"	"	"	X
10061-02-6	trans-1,3-Dichloropropene	< 25.0	U, D	µg/l	25.0	17.4	50	"	"	"	"	"	X
100-41-4	Ethylbenzene	< 50.0	U, D	µg/l	50.0	16.4	50	"	"	"	"	"	X
591-78-6	2-Hexanone (MBK)	< 100	U, D	µg/l	100	26.4	50	"	"	"	"	"	X
98-82-8	Isopropylbenzene	< 50.0	U, D	µg/l	50.0	18.0	50	"	"	"	"	"	X
1634-04-4	Methyl tert-butyl ether	**15.5**	J, D	µg/l	50.0	11.8	50	"	"	"	"	"	X
108-10-1	4-Methyl-2-pentanone (MIBK)	< 100	U, D	µg/l	100	25.8	50	"	"	"	"	"	X
75-09-2	Methylene chloride	< 100	U, D	µg/l	100	33.0	50	"	"	"	"	"	X
100-42-5	Styrene	< 50.0	U, D	µg/l	50.0	20.2	50	"	"	"	"	"	X
79-34-5	1,1,2,2-Tetrachloroethane	< 25.0	U, D	µg/l	25.0	16.5	50	"	"	"	"	"	X
127-18-4	Tetrachloroethene	**2,170**	D	µg/l	50.0	28.5	50	"	"	"	"	"	X
108-88-3	Toluene	< 50.0	U, D	µg/l	50.0	15.0	50	"	"	"	"	"	X
120-82-1	1,2,4-Trichlorobenzene	< 50.0	U, D	µg/l	50.0	18.9	50	"	"	"	"	"	X
71-55-6	1,1,1-Trichloroethane	< 50.0	U, D	µg/l	50.0	25.4	50	"	"	"	"	"	X
79-00-5	1,1,2-Trichloroethane	< 50.0	U, D	µg/l	50.0	16.5	50	"	"	"	"	"	X
79-01-6	Trichloroethene	**358**	D	µg/l	50.0	24.8	50	"	"	"	"	"	X

Sample Identification	Client Project #	Matrix	Collection Date/Time	Received
Influent SC44107-01	[none]	Ground Water	16-Feb-18 09:30	19-Feb-18

CAS No.	Analyte(s)	Result	Flag	Units	*RDL	MDL	Dilution	Method Ref.	Prepared	Analyzed	Analyst	Batch	Cert.
Volatile Organic Compounds													
Volatile Organic Compounds by SW846 8260			GS1										
75-01-4	Vinyl chloride	**263**	D	µg/l	50.0	23.6	50	SW846 8260C	23-Feb-18	23-Feb-18	EK	1802636	X
1330-20-7	Total Xylenes	< 150	U, D	µg/l	150	150	50	"	"	"	"	"	X
110-82-7	Cyclohexane	< 250	U, D	µg/l	250	39.4	50	"	"	"	"	"	X
79-20-9	Methyl acetate	< 250	U, D	µg/l	250	32.4	50	"	"	"	"	"	X
108-87-2	Methylcyclohexane	< 250	U, D	µg/l	250	37.1	50	"	"	"	"	"	X
Surrogate recoveries:													
460-00-4	*4-Bromofluorobenzene*	*98*			*70-130 %*			"	"	"	"	"	
2037-26-5	*Toluene-d8*	*101*			*70-130 %*			"	"	"	"	"	
17060-07-0	*1,2-Dichloroethane-d4*	*119*			*70-130 %*			"	"	"	"	"	
1868-53-7	*Dibromofluoromethane*	*119*			*70-130 %*			"	"	"	"	"	

Sample Identification	Client Project #	Matrix	Collection Date/Time	Received
Effluent B SC44107-03	[none]	Ground Water	16-Feb-18 11:30	19-Feb-18

CAS No.	Analyte(s)	Result	Flag	Units	*RDL	MDL	Dilution	Method Ref.	Prepared	Analyzed	Analyst	Batch	Cert.
Volatile Organic Compounds													
Volatile Organic Compounds by SW846 8260 Prepared by method SW846 5030 Water MS													
76-13-1	1,1,2-Trichlorotrifluoroethane (Freon 113)	< 1.00	U	µg/l	1.00	0.53	1	SW846 8260C	21-Feb-18	21-Feb-18	EK	1802514	X
67-64-1	Acetone	**20.9**		µg/l	10.0	0.80	1	"	"	"	"	"	X
71-43-2	Benzene	< 1.00	U	µg/l	1.00	0.28	1	"	"	"	"	"	X
75-27-4	Bromodichloromethane	< 0.50	U	µg/l	0.50	0.42	1	"	"	"	"	"	X
75-25-2	Bromoform	< 1.00	U	µg/l	1.00	0.42	1	"	"	"	"	"	X
74-83-9	Bromomethane	< 2.00	U	µg/l	2.00	0.90	1	"	"	"	"	"	X
78-93-3	2-Butanone (MEK)	< 2.00	U	µg/l	2.00	1.07	1	"	"	"	"	"	X
75-15-0	Carbon disulfide	< 2.00	U	µg/l	2.00	0.41	1	"	"	"	"	"	X
56-23-5	Carbon tetrachloride	< 1.00	U	µg/l	1.00	0.44	1	"	"	"	"	"	X
108-90-7	Chlorobenzene	< 1.00	U	µg/l	1.00	0.25	1	"	"	"	"	"	X
75-00-3	Chloroethane	< 2.00	U	µg/l	2.00	0.59	1	"	"	"	"	"	X
67-66-3	Chloroform	< 1.00	U	µg/l	1.00	0.33	1	"	"	"	"	"	X
74-87-3	Chloromethane	< 2.00	U	µg/l	2.00	0.37	1	"	"	"	"	"	X
96-12-8	1,2-Dibromo-3-chloropropane	< 2.00	U	µg/l	2.00	0.86	1	"	"	"	"	"	X
124-48-1	Dibromochloromethane	< 0.50	U	µg/l	0.50	0.32	1	"	"	"	"	"	X
106-93-4	1,2-Dibromoethane (EDB)	< 0.50	U	µg/l	0.50	0.20	1	"	"	"	"	"	X
95-50-1	1,2-Dichlorobenzene	< 1.00	U	µg/l	1.00	0.28	1	"	"	"	"	"	X
541-73-1	1,3-Dichlorobenzene	< 1.00	U	µg/l	1.00	0.31	1	"	"	"	"	"	X
106-46-7	1,4-Dichlorobenzene	< 1.00	U	µg/l	1.00	0.27	1	"	"	"	"	"	X
75-71-8	Dichlorodifluoromethane (Freon12)	< 2.00	U	µg/l	2.00	0.58	1	"	"	"	"	"	X
75-34-3	1,1-Dichloroethane	< 1.00	U	µg/l	1.00	0.32	1	"	"	"	"	"	X
107-06-2	1,2-Dichloroethane	< 1.00	U	µg/l	1.00	0.28	1	"	"	"	"	"	X
75-35-4	1,1-Dichloroethene	< 1.00	U	µg/l	1.00	0.69	1	"	"	"	"	"	X
156-59-2	cis-1,2-Dichloroethene	< 1.00	U	µg/l	1.00	0.33	1	"	"	"	"	"	X
156-60-5	trans-1,2-Dichloroethene	< 1.00	U	µg/l	1.00	0.38	1	"	"	"	"	"	X
78-87-5	1,2-Dichloropropane	< 1.00	U	µg/l	1.00	0.29	1	"	"	"	"	"	X
10061-01-5	cis-1,3-Dichloropropene	< 0.50	U	µg/l	0.50	0.36	1	"	"	"	"	"	X
10061-02-6	trans-1,3-Dichloropropene	< 0.50	U	µg/l	0.50	0.35	1	"	"	"	"	"	X
100-41-4	Ethylbenzene	< 1.00	U	µg/l	1.00	0.33	1	"	"	"	"	"	X
591-78-6	2-Hexanone (MBK)	< 2.00	U	µg/l	2.00	0.53	1	"	"	"	"	"	X
98-82-8	Isopropylbenzene	< 1.00	U	µg/l	1.00	0.36	1	"	"	"	"	"	X
1634-04-4	Methyl tert-butyl ether	< 1.00	U	µg/l	1.00	0.24	1	"	"	"	"	"	X
108-10-1	4-Methyl-2-pentanone (MIBK)	< 2.00	U	µg/l	2.00	0.52	1	"	"	"	"	"	X
75-09-2	Methylene chloride	< 2.00	U	µg/l	2.00	0.66	1	"	"	"	"	"	X
100-42-5	Styrene	< 1.00	U	µg/l	1.00	0.40	1	"	"	"	"	"	X
79-34-5	1,1,2,2-Tetrachloroethane	< 0.50	U	µg/l	0.50	0.33	1	"	"	"	"	"	X
127-18-4	Tetrachloroethene	< 1.00	U	µg/l	1.00	0.57	1	"	"	"	"	"	X
108-88-3	Toluene	< 1.00	U	µg/l	1.00	0.30	1	"	"	"	"	"	X
120-82-1	1,2,4-Trichlorobenzene	< 1.00	U	µg/l	1.00	0.38	1	"	"	"	"	"	X
71-55-6	1,1,1-Trichloroethane	< 1.00	U	µg/l	1.00	0.51	1	"	"	"	"	"	X
79-00-5	1,1,2-Trichloroethane	< 1.00	U	µg/l	1.00	0.33	1	"	"	"	"	"	X
79-01-6	Trichloroethene	< 1.00	U	µg/l	1.00	0.50	1	"	"	"	"	"	X

Sample Identification	Client Project #	Matrix	Collection Date/Time	Received
Effluent B SC44107-03	[none]	Ground Water	16-Feb-18 11:30	19-Feb-18

CAS No.	*Analyte(s)*	*Result*	*Flag*	*Units*	**RDL*	*MDL*	*Dilution*	*Method Ref.*	*Prepared*	*Analyzed*	*Analyst*	*Batch*	*Cert.*
Volatile Organic Compounds													
Volatile Organic Compounds by SW846 8260													
75-01-4	Vinyl chloride	< 1.00	U	µg/l	1.00	0.47	1	SW846 8260C	21-Feb-18	21-Feb-18	EK	1802514	X
1330-20-7	Total Xylenes	< 3.00	U	µg/l	3.00	3.00	1	"	"	"	"	"	X
110-82-7	Cyclohexane	< 5.00	U	µg/l	5.00	0.79	1	"	"	"	"	"	X
79-20-9	Methyl acetate	< 5.00	U	µg/l	5.00	0.65	1	"	"	"	"	"	X
108-87-2	Methylcyclohexane	< 5.00	U	µg/l	5.00	0.74	1	"	"	"	"	"	X
Surrogate recoveries:													
460-00-4	*4-Bromofluorobenzene*	*97*			*70-130 %*			"	"	"	"	"	
2037-26-5	*Toluene-d8*	*103*			*70-130 %*			"	"	"	"	"	
17060-07-0	*1,2-Dichloroethane-d4*	*120*			*70-130 %*			"	"	"	"	"	
1868-53-7	*Dibromofluoromethane*	*120*			*70-130 %*			"	"	"	"	"	

SC44107

eurofins | Spectrum Analytical

CHAIN OF CUSTODY RECORD

Page 1 of 1

Special Handling:

☒ Standard TAT - 7 to 10 business days

☐ Rush TAT - Date Needed: _____

All TATs subject to laboratory approval
Min. 24-hr notification needed for rushes
Samples disposed after 60 days unless otherwise instructed.

Report To: E & E, Inc
368 Pleasantview Dr
Lancaster, NY 14086

Telephone #: (716) 684-8060
Project Mgr: Mike Steffan

Invoice To: E & E, Inc

P.O No.: _____ Quote #: _____

Project No: _____

Site Name: MFCs OM & M

Location: East Aurora State: NY

Sampler(s): _____

F=Field Filtered 1=Na_2S2O_3 2=HCl 3=H_2SO_4 4=HNO_3 5=NaOH 6=Ascorbic Acid
7=CH3OH 8=$NaHSO_4$ 9=Deionized Water 10=H_3PO_4 11=_____ 12=_____

DW=Dinking Water GW=Groundwater SW=Surface Water WW=Waste Water
O=Oil SO=Soil SL=Sludge A=Indoor/Ambient Air SG=Soil Gas
X1=_____ X2=_____ X3=_____

G= Grab C=Composite

Lab ID:	Sample ID:	Date:	Time:	Type	Matrix	Containers: # of VOA Vials	# of Amber Glass	# of Clear Glass	# of Plastic	Analysis: VOCs	List Preservative Code below: 2	Check if chlorinated
44107-01	INFLUENT	Feb 16, 2018	9:30A	G	GW	3				✓		☐
02	EFFLUENT A	Feb 16, 2018	9:30A	G	GW	3				✓		☐
03	EFFLUENT B	Feb 16, 2018	11:30A	G	GW	3				✓		☐
												☐
												☐
												☐
												☐
												☐
												☐
												☐

QA/QC Reporting Notes:
* additional charges may appply

MA DEP MCP CAM Report? ☐ Yes ☐ No
CT DPH RCP Report? ☐ Yes ☐ No
☐ Standard ☐ No QC ☐ DQA*
☐ ASP A* ☐ ASP B*
☐ NJ Reduced* ☐ NJ Full*
☐ Tier II* ☐ Tier IV*
☒ Other: CAT A
State-specific reporting standards:

Please send another Sample kit

Relinquished by:	Received by:	Date:	Time:
Richard C Allen Jr			
FedEx		2/19/18	1114

Temp °C: Observed 5.4 | Correction Factor 0 | Corrected 5.6 | IR ID # 02

☒ EDD format: PDF
☒ E-mail to: msteffan@ene.com

Condition upon receipt: Custody Seals: ☐ Present ☐ Intact ☐ Broken
☐ Ambient ☐ Iced ☐ Refrigerated ☐ DI VOA Frozen ☐ Soil Jar Frozen

Attachment C
Excerpts from the Analytical Report from Spectrum Analytical Laboratories

Analytical Data Package Work Order ID: SC44509
Sampled by IEG: March 5, 2018
Report Received: March 10, 2018

eurofins | Spectrum Analytical

☑ Final Report
☐ Revised Report

Report Date:
09-Mar-18 13:39

Laboratory Report
SC44509

Ecology and Environment, Inc.
368 Pleasant View Drive
Lancaster, NY 14086
Attn: Mike Steffan

Project: Mr. C's - East Aurora, NY
Project #: [none]

I attest that the information contained within the report has been reviewed for accuracy and checked against the quality control requirements for each method. These results relate only to the sample(s) as received.
All applicable NELAC requirements have been met.

Massachusetts # M-MA138/MA1110
Connecticut # PH-0777
Florida # E87936
Maine # MA138
New Hampshire # 2972/2538
New Jersey # MA011
New York # 11393
Pennsylvania # 68-04426/68-02924
Rhode Island # LAO00348
USDA # P330-15-00375
Vermont # VT-11393

Authorized by:

Dawn Wojcik
Laboratory Director

Eurofins Spectrum Analytical holds primary NELAC certification in the State of New York for the analytes as indicated with an X in the "Cert." column within this report. Please note that the State of New York does not offer certification for all analytes. Please refer to our website for specific certification holdings in each state.
Please note that this report contains 24 pages of analytical data plus Chain of Custody document(s). When the Laboratory Report is indicated as revised, this report supersedes any previously dated reports for the laboratory ID(s) referenced above. Where this report identifies subcontracted analyses, copies of the subcontractor's test report are available upon request. This report may not be reproduced, except in full, without written approval from Eurofins Spectrum Analytical, Inc.

Eurofins Spectrum Analytical, Inc. is a NELAC accredited laboratory organization and meets NELAC testing standards. Use of the NELAC logo however does not insure that Eurofins Spectrum Analytical, Inc. is currently accredited for the specific method or analyte indicated. Please refer to our 'Quality' web page at www.spectrum-analytical.com for a full listing of our current certifications and fields of accreditation. States in which Eurofins Spectrum Analytical, Inc. holds NELAC certification are New York, New Hampshire, New Jersey, Pennsylvania and Florida. All analytical work for Volatile Organic and Air analysis are transferred to and conducted at our 830 Silver Street location (PA-68-04426).

Please contact the Laboratory or Technical Director at 800-789-9115 with any questions regarding the data contained in this laboratory report.

Sample Summary

Work Order: SC44509

Project: Mr. C's - East Aurora, NY

Project Number: [none]

Laboratory ID	Client Sample ID	Matrix	Date Sampled	Date Received
SC44509-01	Influent	Ground Water	05-Mar-18 13:30	06-Mar-18 10:54
SC44509-02	Effluent	Ground Water	05-Mar-18 13:30	06-Mar-18 10:54
SC44509-03	TB	Aqueous	05-Mar-18 00:00	06-Mar-18 10:54

Summary of Hits

Lab ID: SC44509-01 **Client ID:** Influent

Parameter	Result	Flag	Reporting Limit	Units	Analytical Method
Calcium	152		0.200	mg/l	EPA 200.7
Magnesium	25.3		0.0200	mg/l	EPA 200.7
Hardness	483		0.582	mg/l CaCO3	SM 2340B (11)
cis-1,2-Dichloroethene	3220	D	50.0	µg/l	SW846 8260C
Tetrachloroethene	1970	D	50.0	µg/l	SW846 8260C
Trichloroethene	317	D	50.0	µg/l	SW846 8260C
Vinyl chloride	163	D	50.0	µg/l	SW846 8260C

Lab ID: SC44509-02 **Client ID:** Effluent

Parameter	Result	Flag	Reporting Limit	Units	Analytical Method
Calcium	154		0.200	mg/l	EPA 200.7
Magnesium	25.6		0.0200	mg/l	EPA 200.7
Hardness	489		0.582	mg/l CaCO3	SM 2340B (11)
Acetone	12.4		10.0	µg/l	SW846 8260C
cis-1,2-Dichloroethene	0.36	J	1.00	µg/l	SW846 8260C

Please note that because there are no reporting limits associated with hazardous waste characterizations or micro analyses, this summary does not include hits from these analyses if included in this work order.

Sample Identification	Client Project #	Matrix	Collection Date/Time	Received
Influent	[none]	Ground Water	05-Mar-18 13:30	06-Mar-18
SC44509-01				

CAS No.	Analyte(s)	Result	Flag	Units	*RDL	MDL	Dilution	Method Ref.	Prepared	Analyzed	Analyst	Batch	Cert.
Volatile Organic Compounds													
Volatile Organic Compounds by SW846 8260 Prepared by method SW846 5030 Water MS			GS1										
76-13-1	1,1,2-Trichlorotrifluoroethane (Freon 113)	< 50.0	U, D	µg/l	50.0	26.6	50	SW846 8260C	08-Mar-18	08-Mar-18	GMA	1803224	X
67-64-1	Acetone	< 500	U, D	µg/l	500	40.2	50	"	"	"	"	"	X
71-43-2	Benzene	< 50.0	U, D	µg/l	50.0	14.2	50	"	"	"	"	"	X
75-27-4	Bromodichloromethane	< 25.0	U, D	µg/l	25.0	20.8	50	"	"	"	"	"	X
75-25-2	Bromoform	< 50.0	U, D	µg/l	50.0	21.2	50	"	"	"	"	"	X
74-83-9	Bromomethane	< 100	U, D	µg/l	100	44.8	50	"	"	"	"	"	X
78-93-3	2-Butanone (MEK)	< 100	U, D	µg/l	100	53.5	50	"	"	"	"	"	X
75-15-0	Carbon disulfide	< 100	U, D	µg/l	100	20.6	50	"	"	"	"	"	X
56-23-5	Carbon tetrachloride	< 50.0	U, D	µg/l	50.0	21.8	50	"	"	"	"	"	X
108-90-7	Chlorobenzene	< 50.0	U, D	µg/l	50.0	12.4	50	"	"	"	"	"	X
75-00-3	Chloroethane	< 100	U, D	µg/l	100	29.4	50	"	"	"	"	"	X
67-66-3	Chloroform	< 50.0	U, D	µg/l	50.0	16.3	50	"	"	"	"	"	X
74-87-3	Chloromethane	< 100	U, D	µg/l	100	18.4	50	"	"	"	"	"	X
96-12-8	1,2-Dibromo-3-chloropropane	< 100	U, D	µg/l	100	43.2	50	"	"	"	"	"	X
124-48-1	Dibromochloromethane	< 25.0	U, D	µg/l	25.0	15.8	50	"	"	"	"	"	X
106-93-4	1,2-Dibromoethane (EDB)	< 25.0	U, D	µg/l	25.0	10.1	50	"	"	"	"	"	X
95-50-1	1,2-Dichlorobenzene	< 50.0	U, D	µg/l	50.0	13.8	50	"	"	"	"	"	X
541-73-1	1,3-Dichlorobenzene	< 50.0	U, D	µg/l	50.0	15.7	50	"	"	"	"	"	X
106-46-7	1,4-Dichlorobenzene	< 50.0	U, D	µg/l	50.0	13.6	50	"	"	"	"	"	X
75-71-8	Dichlorodifluoromethane (Freon12)	< 100	U, D	µg/l	100	29.2	50	"	"	"	"	"	X
75-34-3	1,1-Dichloroethane	< 50.0	U, D	µg/l	50.0	16.2	50	"	"	"	"	"	X
107-06-2	1,2-Dichloroethane	< 50.0	U, D	µg/l	50.0	13.8	50	"	"	"	"	"	X
75-35-4	1,1-Dichloroethene	< 50.0	U, D	µg/l	50.0	34.6	50	"	"	"	"	"	X
156-59-2	cis-1,2-Dichloroethene	**3,220**	D	µg/l	50.0	16.4	50	"	"	"	"	"	X
156-60-5	trans-1,2-Dichloroethene	< 50.0	U, D	µg/l	50.0	18.8	50	"	"	"	"	"	X
78-87-5	1,2-Dichloropropane	< 50.0	U, D	µg/l	50.0	14.6	50	"	"	"	"	"	X
10061-01-5	cis-1,3-Dichloropropene	< 25.0	U, D	µg/l	25.0	18.0	50	"	"	"	"	"	X
10061-02-6	trans-1,3-Dichloropropene	< 25.0	U, D	µg/l	25.0	17.4	50	"	"	"	"	"	X
100-41-4	Ethylbenzene	< 50.0	U, D	µg/l	50.0	16.4	50	"	"	"	"	"	X
591-78-6	2-Hexanone (MBK)	< 100	U, D	µg/l	100	26.4	50	"	"	"	"	"	X
98-82-8	Isopropylbenzene	< 50.0	U, D	µg/l	50.0	18.0	50	"	"	"	"	"	X
1634-04-4	Methyl tert-butyl ether	< 50.0	U, D	µg/l	50.0	11.8	50	"	"	"	"	"	X
108-10-1	4-Methyl-2-pentanone (MIBK)	< 100	U, D	µg/l	100	25.8	50	"	"	"	"	"	X
75-09-2	Methylene chloride	< 100	U, D	µg/l	100	33.0	50	"	"	"	"	"	X
100-42-5	Styrene	< 50.0	U, D	µg/l	50.0	20.2	50	"	"	"	"	"	X
79-34-5	1,1,2,2-Tetrachloroethane	< 25.0	U, D	µg/l	25.0	16.5	50	"	"	"	"	"	X
127-18-4	Tetrachloroethene	**1,970**	D	µg/l	50.0	28.5	50	"	"	"	"	"	X
108-88-3	Toluene	< 50.0	U, D	µg/l	50.0	15.0	50	"	"	"	"	"	X
120-82-1	1,2,4-Trichlorobenzene	< 50.0	U, D	µg/l	50.0	18.9	50	"	"	"	"	"	X
71-55-6	1,1,1-Trichloroethane	< 50.0	U, D	µg/l	50.0	25.4	50	"	"	"	"	"	X
79-00-5	1,1,2-Trichloroethane	< 50.0	U, D	µg/l	50.0	16.5	50	"	"	"	"	"	X
79-01-6	Trichloroethene	**317**	D	µg/l	50.0	24.8	50	"	"	"	"	"	X

Sample Identification	Client Project #	Matrix	Collection Date/Time	Received
Influent SC44509-01	[none]	Ground Water	05-Mar-18 13:30	06-Mar-18

CAS No.	Analyte(s)	Result	Flag	Units	*RDL	MDL	Dilution	Method Ref.	Prepared	Analyzed	Analyst	Batch	Cert.
Volatile Organic Compounds													
Volatile Organic Compounds by SW846 8260			GS1										
75-01-4	Vinyl chloride	**163**	D	µg/l	50.0	23.6	50	SW846 8260C	08-Mar-18	08-Mar-18	GMA	1803224	X
1330-20-7	Total Xylenes	< 150	U, D	µg/l	150	150	50	"	"	"	"	"	X
110-82-7	Cyclohexane	< 250	U, D	µg/l	250	39.4	50	"	"	"	"	"	X
79-20-9	Methyl acetate	< 250	U, D	µg/l	250	32.4	50	"	"	"	"	"	X
108-87-2	Methylcyclohexane	< 250	U, D	µg/l	250	37.1	50	"	"	"	"	"	X
Surrogate recoveries:													
460-00-4	*4-Bromofluorobenzene*	*99*			*70-130 %*			"	"	"	"	"	
2037-26-5	*Toluene-d8*	*100*			*70-130 %*			"	"	"	"	"	
17060-07-0	*1,2-Dichloroethane-d4*	*87*			*70-130 %*			"	"	"	"	"	
1868-53-7	*Dibromofluoromethane*	*94*			*70-130 %*			"	"	"	"	"	
Total Metals by EPA 200/6000 Series Methods													
Prepared by method General Prep-Metal													
	Preservation	**Field Preserved; pH<2 confirmed**		N/A			1	EPA 200/6000 methods	06-Mar-18		JS	1803161	
Total Metals by EPA 200 Series Methods													
7440-70-2	Calcium	**152**		mg/l	0.200	0.0679	1	EPA 200.7	07-Mar-18	08-Mar-18	SJR/T	1803190	X
7439-95-4	Magnesium	**25.3**		mg/l	0.0200	0.0147	1	"	"	"	"	"	X
General Chemistry Parameters													
	Hardness	**483**	HD	mg/l CaCO3	0.582	0.230	1	SM 2340B (11)	07-Mar-18	08-Mar-18	SJR/T	[CALC]	
	pH	**7.25**	pH	pH Units			1	ASTM D 1293-99B	06-Mar-18 17:30	06-Mar-18 18:00	BD	1803167	

Sample Identification	Client Project #	Matrix	Collection Date/Time	Received
Effluent SC44509-02	[none]	Ground Water	05-Mar-18 13:30	06-Mar-18

CAS No.	Analyte(s)	Result	Flag	Units	*RDL	MDL	Dilution	Method Ref.	Prepared	Analyzed	Analyst	Batch	Cert.
Volatile Organic Compounds													
Volatile Organic Compounds by SW846 8260 Prepared by method SW846 5030 Water MS													
76-13-1	1,1,2-Trichlorotrifluoroethane (Freon 113)	< 1.00	U	µg/l	1.00	0.53	1	SW846 8260C	07-Mar-18	07-Mar-18	GMA	1803186	X
67-64-1	Acetone	**12.4**		µg/l	10.0	0.80	1	"	"	"	"	"	X
71-43-2	Benzene	< 1.00	U	µg/l	1.00	0.28	1	"	"	"	"	"	X
75-27-4	Bromodichloromethane	< 0.50	U	µg/l	0.50	0.42	1	"	"	"	"	"	X
75-25-2	Bromoform	< 1.00	U	µg/l	1.00	0.42	1	"	"	"	"	"	X
74-83-9	Bromomethane	< 2.00	U	µg/l	2.00	0.90	1	"	"	"	"	"	X
78-93-3	2-Butanone (MEK)	< 2.00	U	µg/l	2.00	1.07	1	"	"	"	"	"	X
75-15-0	Carbon disulfide	< 2.00	U	µg/l	2.00	0.41	1	"	"	"	"	"	X
56-23-5	Carbon tetrachloride	< 1.00	U	µg/l	1.00	0.44	1	"	"	"	"	"	X
108-90-7	Chlorobenzene	< 1.00	U	µg/l	1.00	0.25	1	"	"	"	"	"	X
75-00-3	Chloroethane	< 2.00	U	µg/l	2.00	0.59	1	"	"	"	"	"	X
67-66-3	Chloroform	< 1.00	U	µg/l	1.00	0.33	1	"	"	"	"	"	X
74-87-3	Chloromethane	< 2.00	U	µg/l	2.00	0.37	1	"	"	"	"	"	X
96-12-8	1,2-Dibromo-3-chloropropane	< 2.00	U	µg/l	2.00	0.86	1	"	"	"	"	"	X
124-48-1	Dibromochloromethane	< 0.50	U	µg/l	0.50	0.32	1	"	"	"	"	"	X
106-93-4	1,2-Dibromoethane (EDB)	< 0.50	U	µg/l	0.50	0.20	1	"	"	"	"	"	X
95-50-1	1,2-Dichlorobenzene	< 1.00	U	µg/l	1.00	0.28	1	"	"	"	"	"	X
541-73-1	1,3-Dichlorobenzene	< 1.00	U	µg/l	1.00	0.31	1	"	"	"	"	"	X
106-46-7	1,4-Dichlorobenzene	< 1.00	U	µg/l	1.00	0.27	1	"	"	"	"	"	X
75-71-8	Dichlorodifluoromethane (Freon12)	< 2.00	U	µg/l	2.00	0.58	1	"	"	"	"	"	X
75-34-3	1,1-Dichloroethane	< 1.00	U	µg/l	1.00	0.32	1	"	"	"	"	"	X
107-06-2	1,2-Dichloroethane	< 1.00	U	µg/l	1.00	0.28	1	"	"	"	"	"	X
75-35-4	1,1-Dichloroethene	< 1.00	U	µg/l	1.00	0.69	1	"	"	"	"	"	X
156-59-2	cis-1,2-Dichloroethene	**0.36**	J	µg/l	1.00	0.33	1	"	"	"	"	"	X
156-60-5	trans-1,2-Dichloroethene	< 1.00	U	µg/l	1.00	0.38	1	"	"	"	"	"	X
78-87-5	1,2-Dichloropropane	< 1.00	U	µg/l	1.00	0.29	1	"	"	"	"	"	X
10061-01-5	cis-1,3-Dichloropropene	< 0.50	U	µg/l	0.50	0.36	1	"	"	"	"	"	X
10061-02-6	trans-1,3-Dichloropropene	< 0.50	U	µg/l	0.50	0.35	1	"	"	"	"	"	X
100-41-4	Ethylbenzene	< 1.00	U	µg/l	1.00	0.33	1	"	"	"	"	"	X
591-78-6	2-Hexanone (MBK)	< 2.00	U	µg/l	2.00	0.53	1	"	"	"	"	"	X
98-82-8	Isopropylbenzene	< 1.00	U	µg/l	1.00	0.36	1	"	"	"	"	"	X
1634-04-4	Methyl tert-butyl ether	< 1.00	U	µg/l	1.00	0.24	1	"	"	"	"	"	X
108-10-1	4-Methyl-2-pentanone (MIBK)	< 2.00	U	µg/l	2.00	0.52	1	"	"	"	"	"	X
75-09-2	Methylene chloride	< 2.00	U	µg/l	2.00	0.66	1	"	"	"	"	"	X
100-42-5	Styrene	< 1.00	U	µg/l	1.00	0.40	1	"	"	"	"	"	X
79-34-5	1,1,2,2-Tetrachloroethane	< 0.50	U	µg/l	0.50	0.33	1	"	"	"	"	"	X
127-18-4	Tetrachloroethene	< 1.00	U	µg/l	1.00	0.57	1	"	"	"	"	"	X
108-88-3	Toluene	< 1.00	U	µg/l	1.00	0.30	1	"	"	"	"	"	X
120-82-1	1,2,4-Trichlorobenzene	< 1.00	U	µg/l	1.00	0.38	1	"	"	"	"	"	X
71-55-6	1,1,1-Trichloroethane	< 1.00	U	µg/l	1.00	0.51	1	"	"	"	"	"	X
79-00-5	1,1,2-Trichloroethane	< 1.00	U	µg/l	1.00	0.33	1	"	"	"	"	"	X
79-01-6	Trichloroethene	< 1.00	U	µg/l	1.00	0.50	1	"	"	"	"	"	X

Sample Identification	Client Project #	Matrix	Collection Date/Time	Received
Effluent SC44509-02	[none]	Ground Water	05-Mar-18 13:30	06-Mar-18

CAS No.	Analyte(s)	Result	Flag	Units	*RDL	MDL	Dilution	Method Ref.	Prepared	Analyzed	Analyst	Batch	Cert.
Volatile Organic Compounds													
Volatile Organic Compounds by SW846 8260													
75-01-4	Vinyl chloride	< 1.00	U	µg/l	1.00	0.47	1	SW846 8260C	07-Mar-18	07-Mar-18	GMA	1803186	X
1330-20-7	Total Xylenes	< 3.00	U	µg/l	3.00	3.00	1	"	"	"	"	"	X
110-82-7	Cyclohexane	< 5.00	U	µg/l	5.00	0.79	1	"	"	"	"	"	X
79-20-9	Methyl acetate	< 5.00	U	µg/l	5.00	0.65	1	"	"	"	"	"	X
108-87-2	Methylcyclohexane	< 5.00	U	µg/l	5.00	0.74	1	"	"	"	"	"	X
Surrogate recoveries:													
460-00-4	*4-Bromofluorobenzene*	*97*			*70-130 %*			"	"	"	"	"	
2037-26-5	*Toluene-d8*	*103*			*70-130 %*			"	"	"	"	"	
17060-07-0	*1,2-Dichloroethane-d4*	*107*			*70-130 %*			"	"	"	"	"	
1868-53-7	*Dibromofluoromethane*	*99*			*70-130 %*			"	"	"	"	"	
Total Metals by EPA 200/6000 Series Methods													
Prepared by method General Prep-Metal													
	Preservation	**Field Preserved; pH<2 confirmed**		N/A			1	EPA 200/6000 methods	06-Mar-18		JS	1803161	
Total Metals by EPA 200 Series Methods													
7440-70-2	Calcium	**154**		mg/l	0.200	0.0679	1	EPA 200.7	07-Mar-18	08-Mar-18	SJR/T	1803190	X
7439-95-4	Magnesium	**25.6**		mg/l	0.0200	0.0147	1	"	"	"	"	"	X
General Chemistry Parameters													
	Hardness	**489**	HD	mg/l CaCO3	0.582	0.230	1	SM 2340B (11)	07-Mar-18	08-Mar-18	SJR/T	[CALC]	
	pH	**8.39**	pH	pH Units			1	ASTM D 1293-99B	06-Mar-18 17:30	06-Mar-18 18:00	BD	1803167	

SC 44509

eurofins | Spectrum Analytical

CHAIN OF CUSTODY RECORD

Page 1 of 1

Special Handling:

- [x] Standard TAT - 7 to 10 business days
- [ ] Rush TAT - Date Needed: _____

All TATs subject to laboratory approval
Min. 24-hr notification needed for rushes
Samples disposed after 30 days unless otherwise instructed.

Report To: E & E Inc
368 Pleasantview Dr
Lancaster, NY 14086

Telephone #: (716) 684-6060
Project Mgr: Mike Steffan

Invoice To: E & E, Inc

P.O No.: _____ Quote #: _____

Project No: _____
Site Name: Mr Cs O M & M
Location: East Aurora State: NY
Sampler(s): R. Allen

F=Field Filtered 1=Na_2S2O_3 2=HCl 3=H_2SO_4 4=HNO_3 5=NaOH 6=Ascorbic Acid
7=CH3OH 8=$NaHSO_4$ 9=Deionized Water 10=H_3PO_4 11=_____ 12=_____

DW=Drinking Water GW=Groundwater SW=Surface Water WW=Waste Water
O=Oil SO=Soil SL=Sludge A=Indoor/Ambient Air SG=Soil Gas
X1=_____ X2=_____ X3=_____

G= Grab C=Compsite

Lab ID:	Sample ID:	Date:	Time:	Type	Matrix	Containers: # of VOA Vials	# of Amber Glass	# of Clear Glass	# of Plastic	Analysis: pH	Hardness	VOCs	Check if chlorinated
44509-01	INFLUENT	3/5/18	1:30P	G	GW				1	✓			☐
	INFLUENT		1:30P	G	GW				1		✓		☐
	INFLUENT		1:30P	G	GW	3						✓	☐
-02	EFFLUENT		1:30P	G	GW				1	✓			☐
	EFFLUENT		1:30P	G	GW				1		✓		☐
	EFFLUENT		1:30P	G	GW	3						✓	☐
-03	TB	3/5/18				2						✓ @ 3/6/18	☐
													☐
													☐
													☐

List Preservative Code below: — | 4 | 2

QA/QC Reporting Notes:
* additional charges may appply

MA DEP MCP CAM Report? ☐ Yes ☐ No
CT DPH RCP Report? ☐ Yes ☐ No
☐ Standard ☐ No QC ☐ DQA*
☐ ASP A* ☐ ASP B*
☐ NJ Reduced* ☐ NJ Full*
☐ Tier II* ☐ Tier IV*
☒ Other: CAT A
State-specific reporting standards:

Client notified @ 3/6/18

Please send another Sample Kit

Relinquished by:	Received by:	Date:	Time:
Robert C Allen Jr			
Fedex	Allen	3/6/18	1054

Temp °C
Observed 5.6
Correction Factor 0
Corrected 5.6
IR ID # 1

☒ EDD format: PDF
☒ E-mail to: msteffan@ene.com

Condition upon receipt: Custody Seals: ☑ Present ☑ Intact ☐ Broken
☐ Ambient ☑ Iced ☐ Refrigerated ☐ DI VOA Frozen ☐ Soil Jar Frozen

Attachment D
Summary of Site Utility Costs and Projections
January to December 2018

ATTACHMENT D

Mr. C's Dry Cleaners Site - Remedial Treatment Utility Costs
NYSDEC Work Assignment #10C3074.0011.11
12 Months of System Operation and Maintenance
February 2018 Report

Utility Budget:	Electric:	$25,300.00
	Telephone:	$540.00
	Gas	$1,120.00
	Total:	$26,960.00

Gas and Electric

Utility Provider	Account #	E&E Cost Center	Description	Jan-2018	Feb-2018	Mar-2018	Apr-2018	May-2018	Jun-2018
New York State E&G	1001-0310-422	EN-003229-0001-03TTO	Mr. C's Electric Costs	$ 1,314.70	$ 1,124.10	$ 975.14			
New York State E&G	76-311-11-015900-18								
National Fuel Gas	5819628-05	EN-003229-0001-03TTO	Mr. C's Natural Gas Costs	$ 81.72	$ 62.46				
			Totals	**$ 1,396.42**	**$ 1,186.56**	**$ 975.14**	**$ -**	**$ -**	**$ -**

		Jul-2018	Aug-2018	Sep-2018	Oct-2018	Nov-2018	Dec-2018
	Mr. C's Electric Costs						
	Mr. C's Natural Gas Costs						
	Totals	**$ -**	**$ -**	**$ -**	**$ -**	**$ -**	**$ -**

Electric - Mr. C's	**$**	**3,413.94**
Natural Gas - Mr. C's	**$**	**144.18**
Grand Total - NYSE&G/National Fuel Gas Costs To Date	**$**	**3,558.12**

Notes:

Overbilled natural gas costs - no charges

Estimated Reading

Telephone

Utility Provider	Phone #	E&E Cost Center	Location Description	Jan-2018	Feb-2018	Mar-2018	Apr-2018	May-2018	Jun-2018
Granite Telecommunications				$ 41.09	$ 41.09				
Account # 01890582	866-874-5500	EN-003229-0001-03TTO	Mr. C's Telephone Costs	**Jul-2018**	**Aug-2018**	**Sep-2018**	**Oct-2018**	**Nov-2018**	**Dec-2018**

Verizon Costs to Date - Mr. C's	**$**	**82.18**

Grand Total All Utilities To Date	**$**	**3,640.30**

Monthly Average Costs

Mr. C's Electric	$	1,137.98
Mr. C's Gas	$	72.09
Mr. C's Telephone	$	41.09
Average Utility Cost Total	**$**	**1,251.16**
12 Month Estimate	**$**	**15,013.92**

Budget Remaining:	Electric:	$21,886.06
	Telephone:	$457.82
	Gas	$975.82
	Total:	$23,319.70

ecology and environment engineering, p.c.
International Specialists in the Environment
BUFFALO CORPORATE CENTER
368 Pleasant View Drive
Lancaster, New York 14086
Tel: (716) 684-8060, Fax: (716) 684-0844

April 11, 2018

Mr. William Welling, Project Manager
New York State Department of Environmental Conservation
Division of Environmental Remediation
625 Broadway, 12th Floor
Albany, New York 12233 - 7013

Re: Mr. C's Dry Cleaners Site, Contract # D007617, Site # 915157
March 2018 Operations, Maintenance, and Monitoring Report

Dear Mr. Welling:

Ecology and Environment Engineering, P.C. (EEEPC) is pleased to provide the March 2018 Operations, Maintenance, and Monitoring (OM&M) Report for the Mr. C's Dry Cleaners Site, NYSDEC Site # 915157, located in the Village of East Aurora, New York.

A summary of field activities prepared by EEEPC's subcontractor, IYER Environmental Group, PLLC (IEG), is provided in Attachment A. The treatment system was re-activated in normal pumping and treatment mode on November 8, 2017, after completion of the Phased Pulsing plan as recommended from the Remedial Site Optimization (RSO) plan in October 2016. The east pumping wells (RW-1, PW-2, and PW-3) remain off while the west pumping wells (PW-4, PW-5, PW-6, PW-7, and PW-8) remain on. Selected pages from the analytical data package prepared by Spectrum Analytical Inc. (SAI), Warwick, Rhode Island, are provided as Attachment B. The current annual site utility cost information is provided in Attachment C.

During the March 2018 reporting period, the treatment system was in operation from March 5 to March 28, 2018. The monthly OM&M sampling was performed on March 28, 2018, and results were received from SAI on April 3, 2018.

In review of the on-site treatment system operations, monitoring and maintenance from IEG for March 2018, EEEPC offers the following comments and highlights:

Operational Summary:

- Based on inspection reports prepared by IEG, the remedial treatment system for the period of March 5 through March 28, 2018, had a 100% operational up-time (Table 1), and the treatment of contaminated groundwater during that period totaled 143,120 gallons (Table 1).
- The compliance samples for the March OM&M report are based on the March 28, 2018 influent/effluent sampling event. The discharge effluent concentrations for cis-1,2-dichloroethene, trichloroethene, tetrachloroethene, and vinyl chloride were below the daily SPDES Equivalency permit requirements of 10 µg/L for each contaminant.

All other requirements of the SPDES Equivalency permit were also met. The effluent results are provided in Table 2.

- The analytical summary results of the March 2018 samples revealed the total volatile organic contaminant concentrations of the influent to be 5,494.5 µg/L. In review of the effluent concentrations, the total volatile organic contaminant concentrations were 7.4 µg/L. The summary of influent and effluent contaminant concentrations for the March 2018 sampling are presented in Table 3. Figure 1 shows the influent and effluent VOC concentrations during each sampling event in 2017 and 2018.
- The Mr. C's treatment system based on the total flows from the uptime operations, removed 6.55 lbs. of targeted contaminants from the groundwater in March 2018, and the cleanup effectiveness was 99.86%. The calculations and data for the month are presented in Table 3. The mass of VOCs removed each month throughout 2017 and 2018 is shown in Figure 2.

Figure 1: Influent and Effluent VOC concentrations during each sampling event in 2017 and 2018.

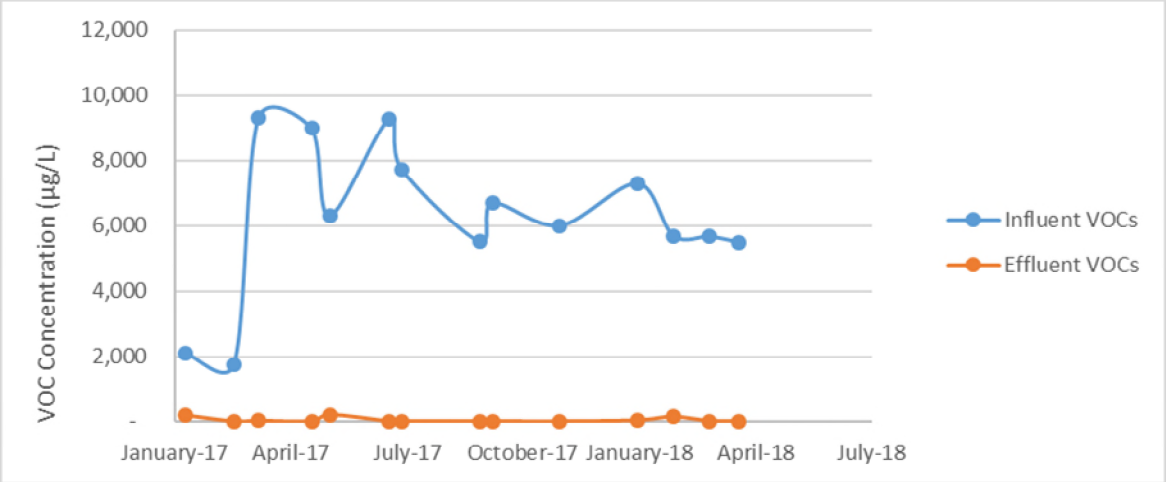

Figure 2: The mass of VOCs removed each month throughout 2017 and 2018.

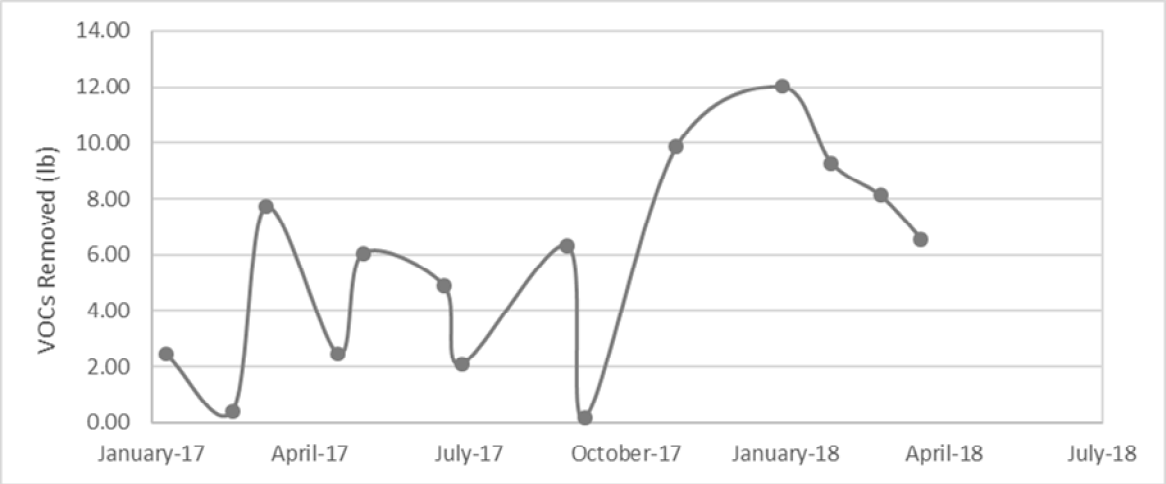

Subslab Depressurization Systems (SSDS).

- SSDS installation designs at 23 and 31 Paine Street are currently in process.

Status of RSO and Pulsed Pumping Work Plan.

- The treatment system was re-activated on the west portion of Whaley Avenue on November 8, 2017. The reason for re-activation of the west portion only was due to the higher concentrations of VOCs found in pumping wells PW-4, PW-5, PW-6, PW-7, and PW-8.
- Individual pumping well sampling will be completed on a quarterly basis to monitor VOC concentrations.

If you have questions regarding the March 2018 OM&M report summary, please do not hesitate to contact me at 716-684-8060.

Very Truly Yours,
Ecology and Environment Engineering, P. C.

Ashlee Patnode

Ashlee Patnode
Project Manager

cc: D. Szymanski, Region 9, NYSDEC – Buffalo w/ attachments
D. Iyer, IEG w/ attachments
M. Mooney, EEEPC Buffalo w/ attachments
CTF - 10C3074.0011.11

Table 1
Mr. C's Dry Cleaners Site Remediation
Site #915157
System Operation and Management

Month	Sample Date	Up-time (Reporting Period)		Treated Effluent (gallon)	VOC Removal		
		Reporting Hours	Operational Up-time		Influent VOCs (µg/L)	Effluent VOCs(µg/L)	VOCs Removed (lbs.)
(Treatment System Up-time from 9/5/02 to 01/08/18)		**118,453.50**	**91.67%**	**131,261,841**	**NA**	**NA**	**1,680.06**
January 8, 2018 - February 5,2018	February 5, 2018	672	100.00%	200,566	5,695.0	136.8	9.30
February 5, 2018 - March 5,2018	March 5, 2018	624	92.86%	171,953	5,670.0	12.8	8.12
March 5, 2018 - March 28, 2018	March 28, 2018	552	100.00%	143,120	5,494.5	7.4	6.55
Total in 2017		**1,848.00**	**97.47%**	**515,639**	**16,859.50**	**156.96**	**23.97**
Total from startup		**120,301.50**	**91.75%**	**131,777,480**	**NA**	**NA**	**1,704.03**

NOTES:

1. Up-time based as percentage of total reporting hours.
2. Treatment system operated by Iyer Environmental Group from 07/07/2016 to present.
3. VOC removal calculations are based on monthly water samples and assumes samples are representative of the entire reporting period.
4. VOC removal calculations assume that non-detect values = 0 ug/L.
5. Total VOCs summations include estimated "J" values.
6. VOC removal calculations are based on effluent totalizer readings.
7. "Influent VOCs" and "Effluent VOCs" values given above is the summation of values for individual compounds given in monthly analytical reports.
8. Unit conversion: 1 pound = 453.5924 grams, 1 gallon = 3.785 liters
9. Formula for the VOC removal calculation:

$$(VOCs_{Influent} - VOCs_{Effluent})(ug/L) \cdot (1g/10^{6}\,ug) \cdot (1\,lb/453.5924\,g) \cdot (Monthly\ process\ water)(gal) \cdot (3.785\,L/gallon)$$

Table 2
Mr. C's Dry Cleaners Site Remediation
Site #915157
Effluent Discharge Criteria & Analytical Compliance Results

Parameter/Analyte	Daily Maximum[1]	Units	March 28, 2018 Effluent Analytical Values Compliance
Flow (Average)[2]	N/A	gpd	6,223
pH	6.0 - 9.0	standard units	8.53
1,1 Dichloroethene	10	µg/L	ND
1,1 Dichloroethane	10	µg/L	ND
cis-1,2-dichloroethene	10	µg/L	0.74 J
Trichloroethene	10	µg/L	ND
Tetrachloroethene	10	µg/L	ND
Vinyl Chloride	10	µg/L	ND
Benzene	5	µg/L	ND
Ethylbenzene	5	µg/L	ND
Methylene Chloride	10	µg/L	ND
1,1,1 Trichloroethane	10	µg/L	ND
Toluene	5	µg/L	ND
Methyl-t-Butyl Ether (MTBE)	NA	ug/L	ND
o-Xylene[3]	5	µg/L	ND
m, p-Xylene[3]	10	µg/L	ND
Total Xylenes	NA	ug/L	ND
Iron, total[4]	600	µg/L	NA[4]
Aluminum[4]	4,000	µg/L	NA[4]
Copper[4]	48	µg/L	NA[4]
Lead[4]	11	µg/L	NA[4]
Manganese[4]	2,000	µg/L	NA[4]
Silver[4]	100	µg/L	NA[4]
Vanadium[4]	28	µg/L	NA[4]
Zinc[4]	230	µg/L	NA[4]
Total Dissolved Solids[4]	850	mg/L	NA[4]
Total Suspended Solids[4]	20	mg/L	NA[4]
Hardness	N/A		487
Cyanide, Free[4]	10	µg/L	NA[4]

NOTES:

1. "Daily Maximum" excerpted from Attachment E of Addendum 1 to the Construction Contract Documents dated October 2000.
2. Average flows based on effluent readings:

   March 5 - 28, 2018 = 6,223 gallons per day.
3. Analytical report did not differentiate between o-Xylene and m, p-Xylene. Total Xylene value reported is given in each line.
4. Removed from the required analysis list by NYSDEC Region 9 in February 2005.
5. Dark shaded cells indicate that analytical value exceeds the "Daily Maximum."
6. "ND" indicates that the compound was not detected and lists the practical quantitation limit in parentheses.
7. "NA" indicates that analyses were not performed and data is unavailable.
8. "J" indicates an estimated value below the detection limit.
9. "B" indicates analyte found in the associated blank.
10. "NS" indicates that the parameter analysis was not sampled.

40 **Indicates non-compliance with the NYSDEC effluent discharge requirements**
NR **Indicates Not Reported by Lab**

Table 3
Mr. C's Dry Cleaners Site Remediation
NYSDEC Site #915157
March 2018 VOC Analytical Summary

Compound	Based on the March 28, 2018 Effluent Analytical Results				
	Influent Concentration* (ug/L)		Effluent Concentration** (ug/L)		Cleanup Efficiency*** (%)
Acetone	ND (<500)	U	6.70		NA
Benzene	ND (<50)	U	ND (<1.0)	U	NA
2-Butanone	ND (<100)	U	ND (<2.0)	U	NA
cis-1, 2-Dichloroethene	3,070		0.74	J	99.98%
Chloroform	ND (<50)	U	ND (<1.0)	U	NA
Chloromethane	ND (<100)	U	ND (<2.0)	U	NA
Methylene chloride	ND (<100)	U	ND (<2.0)	U	NA
Methyl tert-butyl ether (MTBE)	13.50	J	ND (<1.0)	U	NA
Methyl acetate	ND (<250)	U	ND (<5.0)	U	NA
Tetrachloroethene (PCE)	1,880		ND (<1.0)	U	100.00%
Toluene	ND (<50)	U	ND (<1.0)	U	NA
Trichloroethene (TCE)	335		ND (<1.0)	U	100.00%
Carbon Disulfide	ND (<100)	U	ND (<2.0)	U	NA
1,1,2 Trichloro-1,2,2-trifluororethane	ND (<50)	U	ND (<1.0)	U	NA
2-Hexanone	ND (<100)	U	ND (<2.0)	U	NA
4-Methyl-2-pentanone	ND (<100)	U	ND (<2.0)	U	NA
Cyclohexane	ND (<250)	U	ND (<5.0)	U	NA
trans-1,2-dichloroethene	ND (<50)	U	ND (<1.0)	U	NA
Chlorobenzene	ND (<50)	U	ND (<1.0)	U	NA
Methylcyclohexane	ND (<250)	U	ND (<5.0)	U	NA
Ethylbenzene	ND (<50)	U	ND (<1.0)	U	NA
Vinyl Chloride	196		ND (<1.0)	U	100.00%
Total Xylenes	ND (<150)	U	ND (<3.0)	U	NA
	5494.5		**7.44**		**99.86%**

Notes:

1. "NA" = Not applicable
2. "U" = Compound analyzed, but was not detected. Detection limit in parentheses.
3. "DJ" or "J" indicates an estimated value below the practical quantitation limit but above the method detection limit.
4. Non-detect values are assumed to be equal to zero for calculation of monthly average concentrations.
5. "D" indicates the compound concentration was obtained form a secondary dilution analysis.

* Detection Limits (<50), (<100), (<150), (<250), and (<500)

** Detection Limits (<1.0), (<2.0), (<3.0), (<5.0), and (<10.0)

*** Contaminants of Concern only

Attachment A
IEG Summary of Field Activities
March 2018

03/05/18
03/22/18
03/28/18

MR. C's DRY CLEANERS SITE
NYSDEC Site #9-15-157
OM&M: SITE INSPECTION FORM

DATE: 5-Mar-18 **ACTIVITIES:** Site Inspection

INSPECTION PERSONNEL: R. Allen **OTHER PERSONNEL:**

WEATHER CONDITIONS: Partly cloudy, cold **OUTSIDE TEMPERATURE (°F):** 28

ARE WELL PUMPS OPERATING IN AUTO: YES: NO: √ If "NO", provide explanation below

RW-1, PW-2 and PW-3 are OFF.

PROVIDE WATER LEVEL READINGS ON CONTROL PANEL

RW-1	ON: √	OFF:	14 ft	PW-5	ON:	OFF: √	4 ft
PW-2	ON:	OFF: √	11 ft	PW-6	ON:	OFF: √	7 ft
PW-3	ON: √	OFF:	12 ft	PW-7	ON:	OFF: √	4 ft
PW-4	ON:	OFF: √	7 ft	PW-8	ON:	OFF: √	7 ft

EQUALIZATION TANK: 4 ft **Last Alarm D/T/Condition:**

NOTES:

INFLUENT FLOW RATE: 0 gpm **INFLUENT TOTALIZER READING:** 15,109,382 gallons

SEQUESTERING AGENT DRUM LEVEL: 0 inches *(x 1.7=)* **AMOUNT OF AGENT REMAINING:** 0 gallons

SEQUESTERING AGENT FEED RATE: ----- ml/min **METERING PUMP PRESSURE:** ----- psi

		Top	Bottom		Top	Bottom
BAG FILTER PRESSURES:	LEFT:	0	0 psi	RIGHT:	7	0 psi

INFLUENT FEED PUMP IN USE: #1 √ #2 **INFLUENT PUMP PRESSURE:** 7 psi

AIR STRIPPER BLOWER IN USE: #1 √ #2 **AIR STRIPPER PRESSURE:** 24.0 in. H_2O

AIR STRIPPER DIFFERENTIAL PRESSURE: broken in. H_2O **DISCHARGE PRESSURE:** 2.70 in. H_2O

AIR FLOW : 1150 fpm X 1.4 = 1610 CFM **AIR SPARGER** LEFT 3.40 RIGHT 1.00 CFM

AIR TEMP: °F

EFFLUENT PUMP IN USE: #1 #2 √ **EFFLUENT FEED PUMP PRESSURE:** 8 psi

EFFLUENT FLOW RATE: gpm **EFFLUENT TOTALIZER READING:** 83,310,119 | 955740 gallons

ARE BUILDING HEATERS IN USE? YES: √ NO: **INSIDE TEMPERATURE (°F):** 65

IS SUMP PUMP IN USE: YES: √ NO: **ARE ANY LEAKS PRESENT?** YES: √ NO:

WATER LEVEL IN SUMP: 7.5 in. **TREATMENT BUILDING CLEAN & ORGANIZED?** YES: √ NO:

MR. C's DRY CLEANERS SITE

NYSDEC Site #90150157

SITE INSPECTION FORM

5-Mar-18

SAMPLES COLLECTED? **YES:** √ **NO:** _____

	Sample ID	Time of Sampling	pH	Turbidity	Temp.	Sp. Cond.
AIR STRIPPER INFLUENT:	INF	12:00 PM	7.06	8.05	11.4	2154
AIR STRIPPER EFFLUENT:	EFF	12:00 PM	9.20	13.10	11.6	2443

IS THERE EVIDENCE OF TAMPERING/VANDALISM OF WELLS: ? **YES:** _____ **NO:** √

WERE MANHOLES INSPECTED? **YES:** √ **NO:** _____

WERE ELECTRICAL BOXES INSPECTED? **YES:** √ **NO:** _____

IS WATER PRESENT IN ANY MANHOLES OR ELECTRICAL BOXES? **YES:** _____ **NO:** √

If yes, provide manhole/electric box ID and description of any corrective measures below:

RW-1 inner ring is corroded. Many of the MWs and UEs are covered with ice or snow.

SUBSLAB SYSTEMS

TREATMENT ROOM

MANOMETER:	1.2 **in. WC**		west	east	***NOTES:***	cfm = 0.05 x fpm (3" PVC)
(Fan Inlet)		**FLOW (fpm):**	1300	420		
Condensate	0 **gallon**	**FLOW (cfm):**	65	21		
		VACUUM GAUGE (in WC)				

OTHER LOCATIONS

586 Building SVE CONDENSATE drained: **YES** √ **NO** ____ VOLUME: _____

INCLUDE REMARKS & DESCRIBE ANY OTHER SYSTEM MAINTENANCE PERFORMED ON MR. C's SITE

Remarks: Slow drip in Effluent Pipe at EQ Tank fitting - dries quickly - will monitor

Other Actions:

AGWAY

Remarks: Site is empty of materials and has been graded and graveled.

Other Actions:

MR. C's DRY CLEANERS SITE
NYSDEC Site #9-15-157
OM&M: SITE INSPECTION FORM

DATE: 22-Mar-18 *ACTIVITIES:* Site Inspection

INSPECTION PERSONNEL: D. Iyer *OTHER PERSONNEL:* ----------

WEATHER CONDITIONS: sunnvy *OUTSIDE TEMPERATURE (°F):* 35

ARE WELL PUMPS OPERATING IN AUTO: YES: NO: √ If "NO", provide explanation below

RW-1, PW-2 and PW-3 are OFF.

PROVIDE WATER LEVEL READINGS ON CONTROL PANEL

RW-1	ON:		OFF: √	13 ft	PW-5	ON:		OFF: √	7 ft
PW-2	ON:		OFF: √	11 ft	PW-6	ON:		OFF: √	7 ft
PW-3	ON:		OFF: √	12 ft	PW-7	ON:	√	OFF:	7 ft
PW-4	ON:	√	OFF:	6 ft	PW-8	ON:		OFF: √	7 ft

EQUALIZATION TANK: 4 ft Last Alarm D/T/Condition: none

NOTES:

INFLUENT FLOW RATE: 0 gpm INFLUENT TOTALIZER READING: 15,254,176 gallons

SEQUESTERING AGENT DRUM LEVEL: 15 inches *(x 1.7=)* *AMOUNT OF AGENT REMAINING:* 26 gallons

SEQUESTERING AGENT FEED RATE: ----- ml/min *METERING PUMP PRESSURE:* ----- psi

		Top	Bottom		Top	Bottom
BAG FILTER PRESSURES:	LEFT:	0	0 psi	RIGHT:	8	0 psi

INFLUENT FEED PUMP IN USE: #1 √ #2 *INFLUENT PUMP PRESSURE:* 7 psi

AIR STRIPPER BLOWER IN USE: #1 √ #2 *AIR STRIPPER PRESSURE:* 28 in. H_2O

AIR STRIPPER DIFFERENTIAL PRESSURE: broken in. H_2O *DISCHARGE PRESSURE:* 2.3 in. H_2O

AIR FLOW : 1321 fpm X 1.4 = 1849 CFM *AIR SPARGER* *LEFT* 3.5 *RIGHT* 1.5 CFM

AIR TEMP: 84 °F

EFFLUENT PUMP IN USE: #1 #2 √ *EFFLUENT FEED PUMP PRESSURE:* 10 psi

EFFLUENT FLOW RATE: gpm *EFFLUENT TOTALIZER READING:* 83,417,306 066090 gallons

ARE BUILDING HEATERS IN USE? YES: NO: √ *INSIDE TEMPERATURE (°F):* 66

IS SUMP PUMP IN USE: YES: √ NO: *ARE ANY LEAKS PRESENT?* YES: √ NO:

WATER LEVEL IN SUMP: 6.5 in. *TREATMENT BUILDING CLEAN & ORGANIZED?* YES: √ NO:

MR. C's DRY CLEANERS SITE
NYSDEC Site #90150157
SITE INSPECTION FORM

22-Mar-18

SAMPLES COLLECTED? **YES:** _____ **NO:** √

	Sample ID	Time of Sampling	pH	Turbidity	Temp.	Sp. Cond.
AIR STRIPPER INFLUENT:						
AIR STRIPPER EFFLUENT:						

IS THERE EVIDENCE OF TAMPERING/VANDALISM OF WELLS: ? **YES:** _____ **NO:** √

WERE MANHOLES INSPECTED? **YES:** √ **NO:** _____

WERE ELECTRICAL BOXES INSPECTED? **YES:** √ **NO:** _____

IS WATER PRESENT IN ANY MANHOLES OR ELECTRICAL BOXES? **YES:** _____ **NO:** √

If yes, provide manhole/electric box ID and description of any corrective measures below:

RW-1 inner ring is corroded. Snow piles over PW-2 and PW-3.

SUBSLAB SYSTEMS

TREATMENT ROOM

MANOMETER: **1.2** **in. WC** west east ***NOTES:*** cfm = 0.05 x fpm (3" PVC)

(Fan Inlet) **FLOW (fpm):**

CONDENSATE **3.0** **gallon** **FLOW (cfm):**

DRAINED **Yes** **VACUUM GAUGE (in WC)**

OTHER LOCATIONS

586 Building SVE CONDENSATE drained: **YES** √ **NO** ____ VOLUME: **0.5** gallon

INCLUDE REMARKS & DESCRIBE ANY OTHER SYSTEM MAINTENANCE PERFORMED ON MR. C's SITE

Remarks: Slow drip in Effluent Pipe at EQ Tank fitting - dries quickly - will monitor

Slow drip in effluent pipe at anti-siphon air vent - to be repaired

Other Actions: malfunctioning air-sparge compressor to be repaired; Replaced with older one;

AGWAY

Remarks: Site is empty of materials and has been graded and graveled.

Other Actions:

MR. C's DRY CLEANERS SITE
NYSDEC Site #9-15-157
OM&M: SITE INSPECTION FORM

DATE: 28-Mar-18 *ACTIVITIES:* Site Inspection

INSPECTION PERSONNEL: D. Iyer *OTHER PERSONNEL:* ----------

WEATHER CONDITIONS: cloudy *OUTSIDE TEMPERATURE (°F):* 41

ARE WELL PUMPS OPERATING IN AUTO: YES: NO: √ If "NO", provide explanation below

RW-1, PW-2 and PW-3 are OFF.

System shut down on 4/4/18 due to power failure from severe winds; system was restarted on 4/5/18

PROVIDE WATER LEVEL READINGS ON CONTROL PANEL

RW-1	ON:		OFF: √	13 ft	PW-5	ON:		OFF: √	3 ft
PW-2	ON:		OFF: √	11 ft	PW-6	ON: √		OFF:	6 ft
PW-3	ON:		OFF: √	12 ft	PW-7	ON: √		OFF:	6 ft
PW-4	ON:		OFF: √	4 ft	PW-8	ON:		OFF: √	5 ft

EQUALIZATION TANK: 4 ft Last Alarm D/T/Condition: none

NOTES:

INFLUENT FLOW RATE: 48.5 gpm INFLUENT TOTALIZER READING: 15,360,655 gallons

SEQUESTERING AGENT DRUM LEVEL: 28.5 inches *(x 1.7=)* *AMOUNT OF AGENT REMAINING:* 48 gallons

SEQUESTERING AGENT FEED RATE: ----- ml/min *METERING PUMP PRESSURE:* ----- psi

		Top	Bottom		Top	Bottom
BAG FILTER PRESSURES:	LEFT:	0	0 psi	RIGHT:	7	0 psi

INFLUENT FEED PUMP IN USE: #1 √ #2 *INFLUENT PUMP PRESSURE:* 7 psi

AIR STRIPPER BLOWER IN USE: #1 √ #2 *AIR STRIPPER PRESSURE:* 28 in. H_2O

AIR STRIPPER DIFFERENTIAL PRESSURE: broken in. H_2O *DISCHARGE PRESSURE:* 1.7 in. H_2O

AIR FLOW : 1628 fpm X 1.4 = 2279 CFM *AIR SPARGER* *LEFT* 3.5 *RIGHT* 1.5 CFM

AIR TEMP: 83 °F

EFFLUENT PUMP IN USE: #1 #2 √ *EFFLUENT FEED PUMP PRESSURE:* 10 psi

EFFLUENT FLOW RATE: gpm *EFFLUENT TOTALIZER READING:* 83,453,239 | 105990 gallons

ARE BUILDING HEATERS IN USE? YES: NO: √ *INSIDE TEMPERATURE (°F):* 64

IS SUMP PUMP IN USE: YES: √ NO: *ARE ANY LEAKS PRESENT?* YES: √ NO:

WATER LEVEL IN SUMP: 6.5 in. *TREATMENT BUILDING CLEAN & ORGANIZED?* YES: √ NO:

MR. C's DRY CLEANERS SITE
NYSDEC Site #90150157
SITE INSPECTION FORM

28-Mar-18

SAMPLES COLLECTED? **YES:** √ **NO:** _____

	Sample ID	Time of Sampling	pH	Turbidity	Temp.	Sp. Cond.
AIR STRIPPER INFLUENT:	INFLUENT	13:00	8.7	11.0	13.5	2468
AIR STRIPPER EFFLUENT:	EFFLUENT	13:00	9.5	13.2	14.5	2220

IS THERE EVIDENCE OF TAMPERING/VANDALISM OF WELLS: ? **YES:** _____ **NO:** √

WERE MANHOLES INSPECTED? **YES:** √ **NO:** _____

WERE ELECTRICAL BOXES INSPECTED? **YES:** √ **NO:** _____

IS WATER PRESENT IN ANY MANHOLES OR ELECTRICAL BOXES? **YES:** _____ **NO:** √

If yes, provide manhole/electric box ID and description of any corrective measures below:

RW-1 inner ring is corroded. Reduced amount of snow piles over PW-2 and PW-3.

SUBSLAB SYSTEMS

TREATMENT ROOM

MANOMETER: **1.2** **in. WC** (Fan Inlet) — west | east — ***NOTES:*** cfm = 0.05 x fpm (3" PVC)

FLOW (fpm): _____ | _____

CONDENSATE **0.2** **gallon** **DRAINED** **Yes** — **FLOW (cfm):** _____ | _____ — **VACUUM GAUGE (in WC)** _____ | _____

OTHER LOCATIONS

586 Building SVE CONDENSATE drained: **YES** √ **NO** ____ VOLUME: **1.0** gallon

INCLUDE REMARKS & DESCRIBE ANY OTHER SYSTEM MAINTENANCE PERFORMED ON MR. C's SITE

Remarks: Slow drip in Effluent Pipe at EQ Tank fitting - dries quickly - will monitor

Slow drip in effluent pipe at anti-siphon air vent - to be repaired

Other Actions: Replaced anti-siphon air vent

AGWAY

Remarks: Site is empty of materials and has been graded and graveled.

Other Actions:

Attachment B
Excerpts from the Analytical Report from Spectrum Analytical Laboratories

Analytical Data Package Work Order ID: SC45177
Sampled by IEG: March 28, 2018
Report Received: April 3, 2018

eurofins | Spectrum Analytical

☑ Final Report
☐ Revised Report

Report Date:
03-Apr-18 15:08

Laboratory Report
SC45177

Ecology and Environment, Inc.
368 Pleasant View Drive
Lancaster, NY 14086
Attn: Ashlee Patnode

Project: Mr. C's - East Aurora, NY
Project #: 1703074.0011

I attest that the information contained within the report has been reviewed for accuracy and checked against the quality control requirements for each method. These results relate only to the sample(s) as received.
All applicable NELAC requirements have been met.

Massachusetts # M-MA138/MA1110
Connecticut # PH-0777
Florida # E87936
Maine # MA138
New Hampshire # 2972/2538
New Jersey # MA011
New York # 11393
Pennsylvania # 68-04426/68-02924
Rhode Island # LAO00348
USDA # P330-15-00375
Vermont # VT-11393

Authorized by:

Dawn Wojcik
Laboratory Director

Dawn E Wojcik

Eurofins Spectrum Analytical holds primary NELAC certification in the State of New York for the analytes as indicated with an X in the "Cert." column within this report. Please note that the State of New York does not offer certification for all analytes. Please refer to our website for specific certification holdings in each state.
Please note that this report contains 20 pages of analytical data plus Chain of Custody document(s). When the Laboratory Report is indicated as revised, this report supersedes any previously dated reports for the laboratory ID(s) referenced above. Where this report identifies subcontracted analyses, copies of the subcontractor's test report are available upon request. This report may not be reproduced, except in full, without written approval from Eurofins Spectrum Analytical, Inc.

Eurofins Spectrum Analytical, Inc. is a NELAC accredited laboratory organization and meets NELAC testing standards. Use of the NELAC logo however does not insure that Eurofins Spectrum Analytical, Inc. is currently accredited for the specific method or analyte indicated. Please refer to our 'Quality' web page at www.spectrum-analytical.com for a full listing of our current certifications and fields of accreditation. States in which Eurofins Spectrum Analytical, Inc. holds NELAC certification are New York, New Hampshire, New Jersey, Pennsylvania and Florida. All analytical work for Volatile Organic and Air analysis are transferred to and conducted at our 830 Silver Street location (PA-68-04426).

Please contact the Laboratory or Technical Director at 800-789-9115 with any questions regarding the data contained in this laboratory report.

Sample Summary

Work Order: SC45177

Project: Mr. C's - East Aurora, NY

Project Number: 1703074.0011

Laboratory ID	Client Sample ID	Matrix	Date Sampled	Date Received
SC45177-01	Influent	Ground Water	28-Mar-18 13:00	29-Mar-18 10:25
SC45177-02	Effluent	Ground Water	28-Mar-18 13:00	29-Mar-18 10:25

Summary of Hits

Lab ID: SC45177-01 **Client ID:** Influent

Parameter	Result	Flag	Reporting Limit	Units	Analytical Method
Calcium	150		0.200	mg/l	EPA 200.7
Magnesium	24.6		0.0200	mg/l	EPA 200.7
Hardness	477		0.582	mg/l CaCO3	SM 2340B (11)
cis-1,2-Dichloroethene	3070	D	50.0	µg/l	SW846 8260C
Methyl tert-butyl ether	13.5	J, D	50.0	µg/l	SW846 8260C
Tetrachloroethene	1880	D	50.0	µg/l	SW846 8260C
Trichloroethene	335	D	50.0	µg/l	SW846 8260C
Vinyl chloride	196	D	50.0	µg/l	SW846 8260C

Lab ID: SC45177-02 **Client ID:** Effluent

Parameter	Result	Flag	Reporting Limit	Units	Analytical Method
Calcium	153		0.200	mg/l	EPA 200.7
Magnesium	25.3		0.0200	mg/l	EPA 200.7
Hardness	487		0.582	mg/l CaCO3	SM 2340B (11)
Acetone	6.70	J	10.0	µg/l	SW846 8260C
cis-1,2-Dichloroethene	0.74	J	1.00	µg/l	SW846 8260C

Please note that because there are no reporting limits associated with hazardous waste characterizations or micro analyses, this summary does not include hits from these analyses if included in this work order.

Sample Identification	Client Project #	Matrix	Collection Date/Time	Received
Influent	1703074.0011	Ground Water	28-Mar-18 13:00	29-Mar-18
SC45177-01				

CAS No.	Analyte(s)	Result	Flag	Units	*RDL	MDL	Dilution	Method Ref.	Prepared	Analyzed	Analyst	Batch	Cert.
Volatile Organic Compounds													
Volatile Organic Compounds by SW846 8260 Prepared by method SW846 5030 Water MS			GS1										
76-13-1	1,1,2-Trichlorotrifluoroethane (Freon 113)	< 50.0	U, D	µg/l	50.0	26.6	50	SW846 8260C	30-Mar-18	30-Mar-18	GMA	1804311	X
67-64-1	Acetone	< 500	U, D	µg/l	500	40.2	50	"	"	"	"	"	X
71-43-2	Benzene	< 50.0	U, D	µg/l	50.0	14.2	50	"	"	"	"	"	X
75-27-4	Bromodichloromethane	< 25.0	U, D	µg/l	25.0	20.8	50	"	"	"	"	"	X
75-25-2	Bromoform	< 50.0	U, D	µg/l	50.0	21.2	50	"	"	"	"	"	X
74-83-9	Bromomethane	< 100	U, D	µg/l	100	44.8	50	"	"	"	"	"	X
78-93-3	2-Butanone (MEK)	< 100	U, D	µg/l	100	53.5	50	"	"	"	"	"	X
75-15-0	Carbon disulfide	< 100	U, D	µg/l	100	20.6	50	"	"	"	"	"	X
56-23-5	Carbon tetrachloride	< 50.0	U, D	µg/l	50.0	21.8	50	"	"	"	"	"	X
108-90-7	Chlorobenzene	< 50.0	U, D	µg/l	50.0	12.4	50	"	"	"	"	"	X
75-00-3	Chloroethane	< 100	U, D	µg/l	100	29.4	50	"	"	"	"	"	X
67-66-3	Chloroform	< 50.0	U, D	µg/l	50.0	16.3	50	"	"	"	"	"	X
74-87-3	Chloromethane	< 100	U, D	µg/l	100	18.4	50	"	"	"	"	"	X
96-12-8	1,2-Dibromo-3-chloropropane	< 100	U, D	µg/l	100	43.2	50	"	"	"	"	"	X
124-48-1	Dibromochloromethane	< 25.0	U, D	µg/l	25.0	15.8	50	"	"	"	"	"	X
106-93-4	1,2-Dibromoethane (EDB)	< 25.0	U, D	µg/l	25.0	10.1	50	"	"	"	"	"	X
95-50-1	1,2-Dichlorobenzene	< 50.0	U, D	µg/l	50.0	13.8	50	"	"	"	"	"	X
541-73-1	1,3-Dichlorobenzene	< 50.0	U, D	µg/l	50.0	15.7	50	"	"	"	"	"	X
106-46-7	1,4-Dichlorobenzene	< 50.0	U, D	µg/l	50.0	13.6	50	"	"	"	"	"	X
75-71-8	Dichlorodifluoromethane (Freon12)	< 100	U, D	µg/l	100	29.2	50	"	"	"	"	"	X
75-34-3	1,1-Dichloroethane	< 50.0	U, D	µg/l	50.0	16.2	50	"	"	"	"	"	X
107-06-2	1,2-Dichloroethane	< 50.0	U, D	µg/l	50.0	13.8	50	"	"	"	"	"	X
75-35-4	1,1-Dichloroethene	< 50.0	U, D	µg/l	50.0	34.6	50	"	"	"	"	"	X
156-59-2	cis-1,2-Dichloroethene	**3,070**	D	µg/l	50.0	16.4	50	"	"	"	"	"	X
156-60-5	trans-1,2-Dichloroethene	< 50.0	U, D	µg/l	50.0	18.8	50	"	"	"	"	"	X
78-87-5	1,2-Dichloropropane	< 50.0	U, D	µg/l	50.0	14.6	50	"	"	"	"	"	X
10061-01-5	cis-1,3-Dichloropropene	< 25.0	U, D	µg/l	25.0	18.0	50	"	"	"	"	"	X
10061-02-6	trans-1,3-Dichloropropene	< 25.0	U, D	µg/l	25.0	17.4	50	"	"	"	"	"	X
100-41-4	Ethylbenzene	< 50.0	U, D	µg/l	50.0	16.4	50	"	"	"	"	"	X
591-78-6	2-Hexanone (MBK)	< 100	U, D	µg/l	100	26.4	50	"	"	"	"	"	X
98-82-8	Isopropylbenzene	< 50.0	U, D	µg/l	50.0	18.0	50	"	"	"	"	"	X
1634-04-4	Methyl tert-butyl ether	**13.5**	J, D	µg/l	50.0	11.8	50	"	"	"	"	"	X
108-10-1	4-Methyl-2-pentanone (MIBK)	< 100	U, D	µg/l	100	25.8	50	"	"	"	"	"	X
75-09-2	Methylene chloride	< 100	U, D	µg/l	100	33.0	50	"	"	"	"	"	X
100-42-5	Styrene	< 50.0	U, D	µg/l	50.0	20.2	50	"	"	"	"	"	X
79-34-5	1,1,2,2-Tetrachloroethane	< 25.0	U, D	µg/l	25.0	16.5	50	"	"	"	"	"	X
127-18-4	Tetrachloroethene	**1,880**	D	µg/l	50.0	28.5	50	"	"	"	"	"	X
108-88-3	Toluene	< 50.0	U, D	µg/l	50.0	15.0	50	"	"	"	"	"	X
120-82-1	1,2,4-Trichlorobenzene	< 50.0	U, D	µg/l	50.0	18.9	50	"	"	"	"	"	X
71-55-6	1,1,1-Trichloroethane	< 50.0	U, D	µg/l	50.0	25.4	50	"	"	"	"	"	X
79-00-5	1,1,2-Trichloroethane	< 50.0	U, D	µg/l	50.0	16.5	50	"	"	"	"	"	X
79-01-6	Trichloroethene	**335**	D	µg/l	50.0	24.8	50	"	"	"	"	"	X

Sample Identification	Client Project #	Matrix	Collection Date/Time	Received
Influent SC45177-01	1703074.0011	Ground Water	28-Mar-18 13:00	29-Mar-18

CAS No.	Analyte(s)	Result	Flag	Units	*RDL	MDL	Dilution	Method Ref.	Prepared	Analyzed	Analyst	Batch	Cert.
Volatile Organic Compounds													
Volatile Organic Compounds by SW846 8260			GS1										
75-01-4	Vinyl chloride	**196**	D	µg/l	50.0	23.6	50	SW846 8260C	30-Mar-18	30-Mar-18	GMA	1804311	X
1330-20-7	Total Xylenes	< 150	U, D	µg/l	150	150	50	"	"	"	"	"	X
110-82-7	Cyclohexane	< 250	U, D	µg/l	250	39.4	50	"	"	"	"	"	X
79-20-9	Methyl acetate	< 250	U, D	µg/l	250	32.4	50	"	"	"	"	"	X
108-87-2	Methylcyclohexane	< 250	U, D	µg/l	250	37.1	50	"	"	"	"	"	X
Surrogate recoveries:													
460-00-4	*4-Bromofluorobenzene*	*89*			*70-130 %*			"	"	"	"	"	
2037-26-5	*Toluene-d8*	*103*			*70-130 %*			"	"	"	"	"	
17060-07-0	*1,2-Dichloroethane-d4*	*112*			*70-130 %*			"	"	"	"	"	
1868-53-7	*Dibromofluoromethane*	*113*			*70-130 %*			"	"	"	"	"	
Total Metals by EPA 200/6000 Series Methods													
Prepared by method General Prep-Metal													
	Preservation	**Field Preserved; pH<2 confirmed**		N/A			1	EPA 200/6000 methods	29-Mar-18		KT	1804246	
Total Metals by EPA 200 Series Methods													
7440-70-2	Calcium	**150**		mg/l	0.200	0.0679	1	EPA 200.7	30-Mar-18	03-Apr-18	TBC	1804300	X
7439-95-4	Magnesium	**24.6**		mg/l	0.0200	0.0147	1	"	"	"	"	"	X
General Chemistry Parameters													
	Hardness	**477**	HD	mg/l CaCO3	0.582	0.230	1	SM 2340B (11)	30-Mar-18	03-Apr-18	TBC	[CALC]	
	pH	**7.50**	pH	pH Units			1	ASTM D 1293-99B	29-Mar-18 13:00	29-Mar-18 19:00	TN	1804268	

Sample Identification	Client Project #	Matrix	Collection Date/Time	Received
Effluent	1703074.0011	Ground Water	28-Mar-18 13:00	29-Mar-18
SC45177-02				

Volatile Organic Compounds

Volatile Organic Compounds by SW846 8260
Prepared by method SW846 5030 Water MS

CAS No.	Analyte(s)	Result	Flag	Units	*RDL	MDL	Dilution	Method Ref.	Prepared	Analyzed	Analyst	Batch	Cert.
76-13-1	1,1,2-Trichlorotrifluoroethane (Freon 113)	< 1.00	U	µg/l	1.00	0.53	1	SW846 8260C	30-Mar-18	30-Mar-18	GMA	1804311	X
67-64-1	Acetone	**6.70**	J	µg/l	10.0	0.80	1	"	"	"	"	"	X
71-43-2	Benzene	< 1.00	U	µg/l	1.00	0.28	1	"	"	"	"	"	X
75-27-4	Bromodichloromethane	< 0.50	U	µg/l	0.50	0.42	1	"	"	"	"	"	X
75-25-2	Bromoform	< 1.00	U	µg/l	1.00	0.42	1	"	"	"	"	"	X
74-83-9	Bromomethane	< 2.00	U	µg/l	2.00	0.90	1	"	"	"	"	"	X
78-93-3	2-Butanone (MEK)	< 2.00	U	µg/l	2.00	1.07	1	"	"	"	"	"	X
75-15-0	Carbon disulfide	< 2.00	U	µg/l	2.00	0.41	1	"	"	"	"	"	X
56-23-5	Carbon tetrachloride	< 1.00	U	µg/l	1.00	0.44	1	"	"	"	"	"	X
108-90-7	Chlorobenzene	< 1.00	U	µg/l	1.00	0.25	1	"	"	"	"	"	X
75-00-3	Chloroethane	< 2.00	U	µg/l	2.00	0.59	1	"	"	"	"	"	X
67-66-3	Chloroform	< 1.00	U	µg/l	1.00	0.33	1	"	"	"	"	"	X
74-87-3	Chloromethane	< 2.00	U	µg/l	2.00	0.37	1	"	"	"	"	"	X
96-12-8	1,2-Dibromo-3-chloropropane	< 2.00	U	µg/l	2.00	0.86	1	"	"	"	"	"	X
124-48-1	Dibromochloromethane	< 0.50	U	µg/l	0.50	0.32	1	"	"	"	"	"	X
106-93-4	1,2-Dibromoethane (EDB)	< 0.50	U	µg/l	0.50	0.20	1	"	"	"	"	"	X
95-50-1	1,2-Dichlorobenzene	< 1.00	U	µg/l	1.00	0.28	1	"	"	"	"	"	X
541-73-1	1,3-Dichlorobenzene	< 1.00	U	µg/l	1.00	0.31	1	"	"	"	"	"	X
106-46-7	1,4-Dichlorobenzene	< 1.00	U	µg/l	1.00	0.27	1	"	"	"	"	"	X
75-71-8	Dichlorodifluoromethane (Freon12)	< 2.00	U	µg/l	2.00	0.58	1	"	"	"	"	"	X
75-34-3	1,1-Dichloroethane	< 1.00	U	µg/l	1.00	0.32	1	"	"	"	"	"	X
107-06-2	1,2-Dichloroethane	< 1.00	U	µg/l	1.00	0.28	1	"	"	"	"	"	X
75-35-4	1,1-Dichloroethene	< 1.00	U	µg/l	1.00	0.69	1	"	"	"	"	"	X
156-59-2	cis-1,2-Dichloroethene	**0.74**	J	µg/l	1.00	0.33	1	"	"	"	"	"	X
156-60-5	trans-1,2-Dichloroethene	< 1.00	U	µg/l	1.00	0.38	1	"	"	"	"	"	X
78-87-5	1,2-Dichloropropane	< 1.00	U	µg/l	1.00	0.29	1	"	"	"	"	"	X
10061-01-5	cis-1,3-Dichloropropene	< 0.50	U	µg/l	0.50	0.36	1	"	"	"	"	"	X
10061-02-6	trans-1,3-Dichloropropene	< 0.50	U	µg/l	0.50	0.35	1	"	"	"	"	"	X
100-41-4	Ethylbenzene	< 1.00	U	µg/l	1.00	0.33	1	"	"	"	"	"	X
591-78-6	2-Hexanone (MBK)	< 2.00	U	µg/l	2.00	0.53	1	"	"	"	"	"	X
98-82-8	Isopropylbenzene	< 1.00	U	µg/l	1.00	0.36	1	"	"	"	"	"	X
1634-04-4	Methyl tert-butyl ether	< 1.00	U	µg/l	1.00	0.24	1	"	"	"	"	"	X
108-10-1	4-Methyl-2-pentanone (MIBK)	< 2.00	U	µg/l	2.00	0.52	1	"	"	"	"	"	X
75-09-2	Methylene chloride	< 2.00	U	µg/l	2.00	0.66	1	"	"	"	"	"	X
100-42-5	Styrene	< 1.00	U	µg/l	1.00	0.40	1	"	"	"	"	"	X
79-34-5	1,1,2,2-Tetrachloroethane	< 0.50	U	µg/l	0.50	0.33	1	"	"	"	"	"	X
127-18-4	Tetrachloroethene	< 1.00	U	µg/l	1.00	0.57	1	"	"	"	"	"	X
108-88-3	Toluene	< 1.00	U	µg/l	1.00	0.30	1	"	"	"	"	"	X
120-82-1	1,2,4-Trichlorobenzene	< 1.00	U	µg/l	1.00	0.38	1	"	"	"	"	"	X
71-55-6	1,1,1-Trichloroethane	< 1.00	U	µg/l	1.00	0.51	1	"	"	"	"	"	X
79-00-5	1,1,2-Trichloroethane	< 1.00	U	µg/l	1.00	0.33	1	"	"	"	"	"	X
79-01-6	Trichloroethene	< 1.00	U	µg/l	1.00	0.50	1	"	"	"	"	"	X

Sample Identification	Client Project #	Matrix	Collection Date/Time	Received
Effluent SC45177-02	1703074.0011	Ground Water	28-Mar-18 13:00	29-Mar-18

CAS No.	Analyte(s)	Result	Flag	Units	*RDL	MDL	Dilution	Method Ref.	Prepared	Analyzed	Analyst	Batch	Cert.
Volatile Organic Compounds													
Volatile Organic Compounds by SW846 8260													
75-01-4	Vinyl chloride	< 1.00	U	µg/l	1.00	0.47	1	SW846 8260C	30-Mar-18	30-Mar-18	GMA	1804311	X
1330-20-7	Total Xylenes	< 3.00	U	µg/l	3.00	3.00	1	"	"	"	"	"	X
110-82-7	Cyclohexane	< 5.00	U	µg/l	5.00	0.79	1	"	"	"	"	"	X
79-20-9	Methyl acetate	< 5.00	U	µg/l	5.00	0.65	1	"	"	"	"	"	X
108-87-2	Methylcyclohexane	< 5.00	U	µg/l	5.00	0.74	1	"	"	"	"	"	X
Surrogate recoveries:													
460-00-4	*4-Bromofluorobenzene*	*91*			*70-130 %*			"	"	"	"	"	
2037-26-5	*Toluene-d8*	*102*			*70-130 %*			"	"	"	"	"	
17060-07-0	*1,2-Dichloroethane-d4*	*112*			*70-130 %*			"	"	"	"	"	
1868-53-7	*Dibromofluoromethane*	*109*			*70-130 %*			"	"	"	"	"	
Total Metals by EPA 200/6000 Series Methods													
Prepared by method General Prep-Metal													
	Preservation	**Field Preserved; pH<2 confirmed**		N/A			1	EPA 200/6000 methods	29-Mar-18		KT	1804246	
Total Metals by EPA 200 Series Methods													
7440-70-2	Calcium	**153**		mg/l	0.200	0.0679	1	EPA 200.7	30-Mar-18	03-Apr-18	TBC	1804300	X
7439-95-4	Magnesium	**25.3**		mg/l	0.0200	0.0147	1	"	"	"	"	"	X
General Chemistry Parameters													
	Hardness	**487**	HD	mg/l CaCO3	0.582	0.230	1	SM 2340B (11)	30-Mar-18	03-Apr-18	TBC	[CALC]	
	pH	**8.53**	pH	pH Units			1	ASTM D 1293-99B	29-Mar-18 13:00	29-Mar-18 19:00	TN	1804268	

SC 45177

eurofins | Spectrum Analytical

CHAIN OF CUSTODY RECORD

Page 1 of 1

Special Handling:

- [x] Standard TAT - 7 to 10 business days
- [ ] Rush TAT - Date Needed: _____

All TATs subject to laboratory approval
Min. 24-hr notification needed for rushes
Samples disposed after 30 days unless otherwise instructed.

Report To: E&E Inc
368 Pleasantview Dr.
Lancaster, NY 14086

Telephone #: (716) 684 8060
Project Mgr: Ashlee Patnode

Invoice To: E&E Inc

P.O No.: _____ Quote #: _____

Project No: _____
Site Name: Mr Cs OM&M
Location: East Aurora State: NY
Sampler(s): D. Tyer

F=Field Filtered 1=Na_2S2O_3 2=HCl 3=H_2SO_4 4=HNO_3 5=NaOH 6=Ascorbic Acid
7=CH3OH 8=$NaHSO_4$ 9=Deionized Water 10=H_3PO_4 11=_____ 12=_____

DW=Drinking Water GW=Groundwater SW=Surface Water WW=Waste Water
O=Oil SO=Soil SL=Sludge A=Indoor/Ambient Air SG=Soil Gas
X1=_____ X2=_____ X3=_____

G= Grab C=Compsite

Lab ID:	Sample ID:	Date:	Time:	Type	Matrix	Containers: # of VOA Vials	# of Amber Glass	# of Clear Glass	# of Plastic	Analysis: pH	Hardness	VOCs	Check if chlorinated
45177-01	INFLUENT	3/28/18	13:00	G	GW	3						✓	☐
↓	INFLUENT	↓	↓	↓	↓				1	✓			☐
↓	INFLUENT	↓	↓	↓	↓				1		✓		☐
OR	EFFLUENT	↓	↓	↓	↓	3						✓	☐
↓	EFFLUENT	↓	↓	↓	↓				1	✓			☐
↓	EFFLUENT	↓	↓	↓	↓				1		✓		☐
													☐
													☐
													☐
													☐

List Preservative Code below: 1 | 4 | 2

QA/QC Reporting Notes:
* additional charges may appply

MA DEP MCP CAM Report? ☐ Yes ☐ No
CT DPH RCP Report? ☐ Yes ☐ No
☐ Standard ☐ No QC ☐ DQA*
☐ ASP A* ☐ ASP B*
☐ NJ Reduced* ☐ NJ Full*
☐ Tier II* ☐ Tier IV*
☒ Other: CATA
State-specific reporting standards:

Please send another sample kit

Relinquished by:	Received by:	Date:	Time:
[signature]		3/28/18	3 pm
Fedex	BM	3/29/18	10:25

Temp °C: Observed 4.7; Correction Factor 0; Corrected 4.7; IR ID# 2

EDD format: pdf
E-mail to: mstefan@ene.com
apatnode@ene.com

Condition upon receipt: Custody Seals: ☑ Present ☐ Intact ☐ Broken
☐ Ambient ☑ Iced ☐ Refrigerated ☐ DI VOA Frozen ☐ Soil Jar Frozen

Attachment C
Summary of Site Utility Costs and Projections
January to December 2018

Mr. C's Dry Cleaners Site - Remedial Treatment Utility Costs
NYSDEC Work Assignment #10C3074.0011.11
12 Months of System Operation and Maintenance
March 2018 Report

ATTACHMENT C

Utility Budget:		
	Electric:	$25,300.00
	Telephone:	$540.00
	Gas	$1,120.00
	Total:	$26,960.00

Gas and Electric

Utility Provider	Account #	E&E Cost Center	Description	Jan-2018	Feb-2018	Mar-2018	Apr-2018	May-2018	Jun-2018
New York State E&G	1001-0310-422	EN-003229-0001-03TTO	Mr. C's Electric Costs	$ 1,314.70	$ 1,124.10	$ 975.14			
New York State E&G	76-311-11-015900-18								
National Fuel Gas	5819628-05	EN-003229-0001-03TTO	Mr. C's Natural Gas Costs	$ 81.72	$ 62.46	$ 65.75			
			Totals	**$ 1,396.42**	**$ 1,186.56**	**$ 1,040.89**	**$ -**	**$ -**	**$ -**

		Jul-2018	Aug-2018	Sep-2018	Oct-2018	Nov-2018	Dec-2018
	Mr. C's Electric Costs						
	Mr. C's Natural Gas Costs						
	Totals	**$ -**	**$ -**	**$ -**	**$ -**	**$ -**	**$ -**

Electric - Mr. C's	**$**	**3,413.94**
Natural Gas - Mr. C's	**$**	**209.93**
Grand Total - NYSE&G/National Fuel Gas Costs To Date	**$**	**3,623.87**

Notes:

Overbilled natural gas costs - no charges

Estimated Reading

Telephone

Utility Provider	Phone #	E&E Cost Center	Location Description	Jan-2018	Feb-2018	Mar-2018	Apr-2018	May-2018	Jun-2018
Granite Telecommunications				$ 41.09	$ 41.09	$ 41.09			
Account # 01890582	866-874-5500	EN-003229-0001-03TTO	Mr. C's Telephone Costs	**Jul-2018**	**Aug-2018**	**Sep-2018**	**Oct-2018**	**Nov-2018**	**Dec-2018**

Verizon Costs to Date - Mr. C's	**$**	**123.27**

Grand Total All Utilities To Date	**$**	**3,747.14**

Monthly Average Costs

Mr. C's Electric	$	1,137.98
Mr. C's Gas	$	69.98
Mr. C's Telephone	$	41.09
Average Utility Cost Total	**$**	**1,249.05**
12 Month Estimate	**$**	**14,988.56**

Budget Remaining:		
	Electric:	$21,886.06
	Telephone:	$416.73
	Gas	$910.07
	Total:	$23,212.86

ecology and environment engineering, p.c.
International Specialists in the Environment
BUFFALO CORPORATE CENTER
368 Pleasant View Drive
Lancaster, New York 14086
Tel: (716) 684-8060, Fax: (716) 684-0844

May 14, 2018

Mr. William Welling, Project Manager
New York State Department of Environmental Conservation
Division of Environmental Remediation
625 Broadway, 12th Floor
Albany, New York 12233 - 7013

Re: Mr. C's Dry Cleaners Site, Contract # D007617, Site # 915157
April 2018 Operations, Maintenance, and Monitoring Report

Dear Mr. Welling:

Ecology and Environment Engineering, P.C. (EEEPC) is pleased to provide the April 2018 Operations, Maintenance, and Monitoring (OM&M) Report for the Mr. C's Dry Cleaners Site, NYSDEC Site # 915157, located in the Village of East Aurora, New York.

A summary of field activities prepared by EEEPC's subcontractor, IYER Environmental Group, PLLC (IEG), is provided in Attachment A. The treatment system was re-activated in normal pumping and treatment mode on November 8, 2017, after completion of the Phased Pulsing plan as recommended from the Remedial Site Optimization (RSO) plan in October 2016. The east pumping wells (RW-1, PW-2, and PW-3) remain off while the west pumping wells (PW-4, PW-5, PW-6, PW-7, and PW-8) remain on. Selected pages from the groundwater treatment system and groundwater pumping well analytical data packages prepared by Spectrum Analytical Inc. (SAI), Warwick, Rhode Island, are provided as Attachments B and C, respectively. The current annual site utility cost information is provided in Attachment D.

During the April 2018 reporting period, the treatment system was in operation from March 28 to April 18, 2018. The monthly OM&M sampling was performed on April 18, 2018, and results were received from SAI on April 23, 2018.

In response to the 2017 Periodic Review Report, NYSDEC requested on March 6, 2018 that quarterly testing of the groundwater from the pumping wells in operation be performed. Quarterly testing of pumping wells began in April 2018, and sampling took place on April 18, 2018. Subsequent testing of the groundwater from the pumping wells shall occur in July 2018, October 2018, and January 2019.

In review of the on-site treatment system operations, monitoring and maintenance from IEG for April 2018, EEEPC offers the following comments and highlights:

Operational Summary:

- Based on inspection reports prepared by IEG, the remedial treatment system for the period of March 28 through April 18, 2018, had a 100% operational up-time (Table 1),

and the treatment of contaminated groundwater during that period totaled 103,285 gallons (Table 1).

- The compliance samples for the April OM&M report are based on the April 18, 2018 influent/effluent sampling event. The discharge effluent concentrations for cis-1,2-dichloroethene, trichloroethene, tetrachloroethene, and vinyl chloride were below the daily SPDES Equivalency permit requirements of 10 µg/L for each contaminant. All other requirements of the SPDES Equivalency permit were also met. The effluent results are provided in Table 2.
- The analytical summary results of the April 2018 samples revealed the total volatile organic contaminant concentrations of the influent to be 4625.0 µg/L. In review of the effluent concentrations, the total volatile organic contaminant concentrations were 6.32 µg/L. The summary of influent and effluent contaminant concentrations for the April 2018 sampling are presented in Table 3. Figure 1 shows the influent and effluent VOC concentrations during each sampling event in 2017 and 2018.
- The Mr. C's treatment system, based on the total flows from the uptime operations, removed 3.98 lbs. of targeted contaminants from the groundwater in April 2018, and the cleanup effectiveness was 99.86%. The calculations and data for the month are presented in Table 3. The mass of VOCs removed each month throughout 2017 and 2018 is shown in Figure 2.

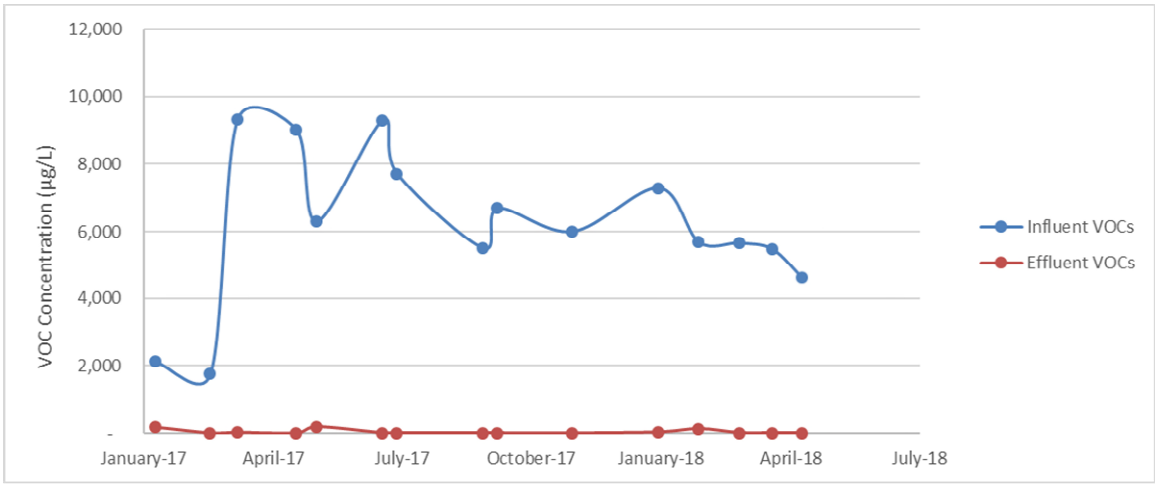

Figure 1: Influent and Effluent VOC concentrations during each sampling event in 2017 and 2018.

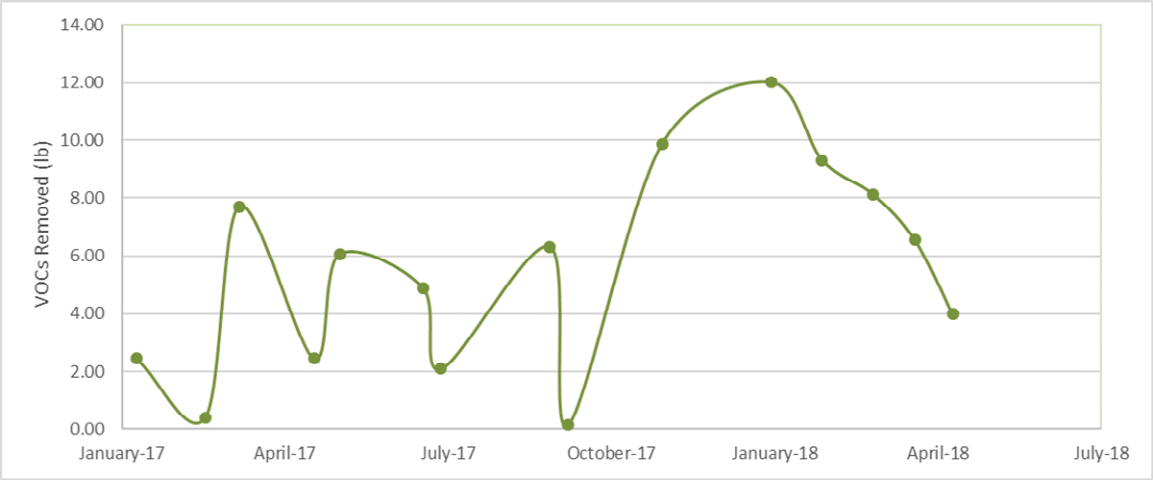

Figure 2: The mass of VOCs removed each month throughout 2017 and 2018.

Pumping Wells:

- Pumping wells PW-4, PW-5, PW-6, PW-7, and PW-8 were sampled on April 18, 2018. Results of the April 2018 pumping well sampling event are provided in Table 4. Figures 3 through 7 show the historical concentrations of cis-1,2-dichloroethene (cis-1,2-DCE), tetrachloroethene (PCE), and trichloroethene (TCE) throughout 2017 and 2018.
- Individual pumping well sampling will continue to be completed on a quarterly basis to monitor VOC concentrations.

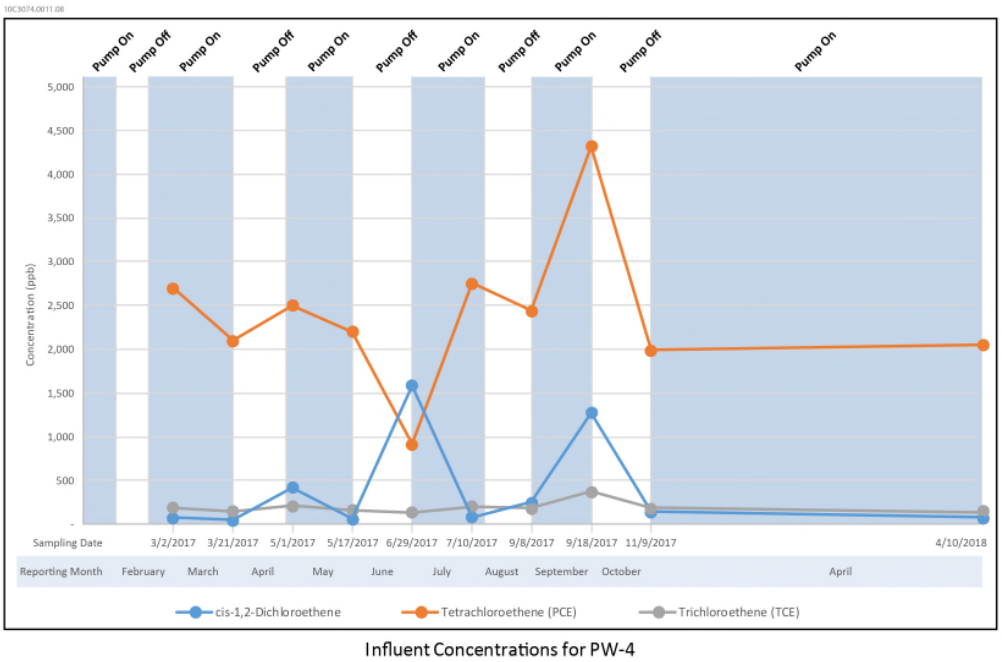

Figure 3: Influent concentrations of cis-1,2-DCE, PCE, and TCE throughout 2017 and 2018 for Pumping Well 4.

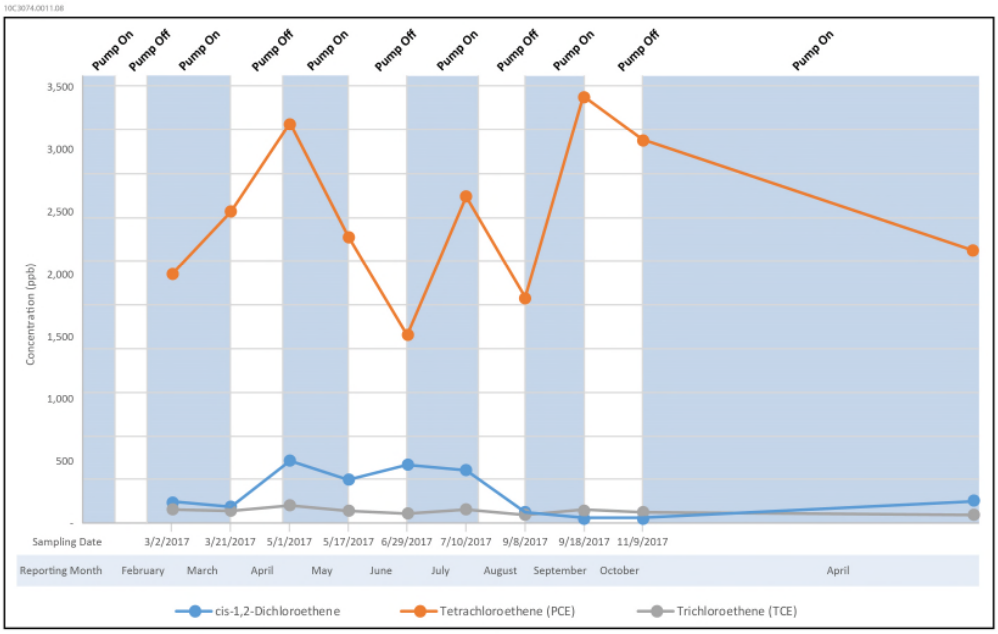

Influent Concentrations for PW-5

Figure 4: Influent concentrations of cis-1, 2-DCE, PCE, and TCE throughout 2017 and 2018 for Pumping Well 5.

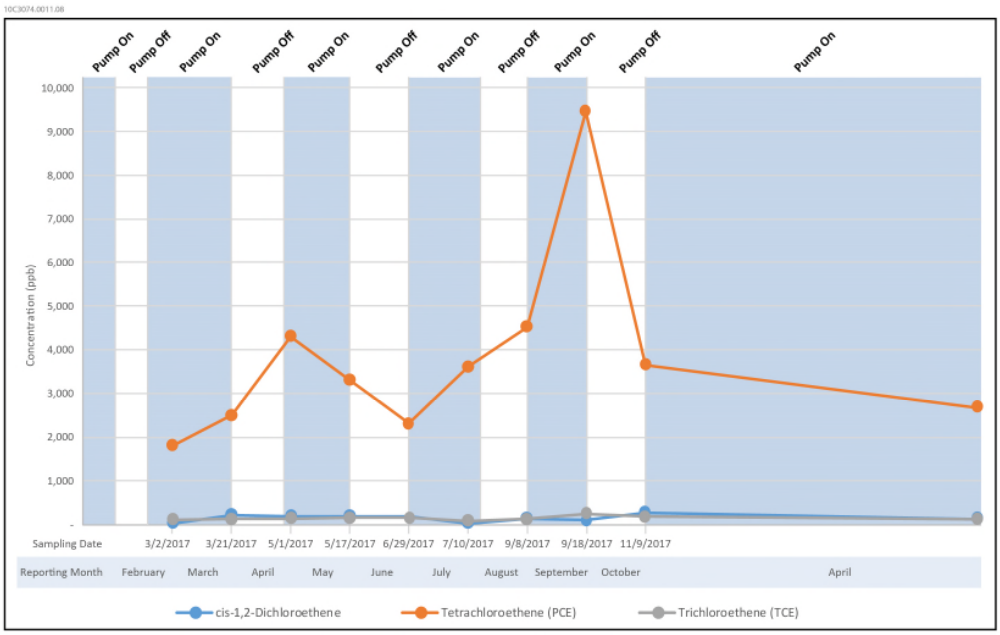

Influent Concentrations for PW-6

Figure 5: Influent concentrations of cis-1, 2-DCE, PCE, and TCE throughout 2017 and 2018 for Pumping Well 6.

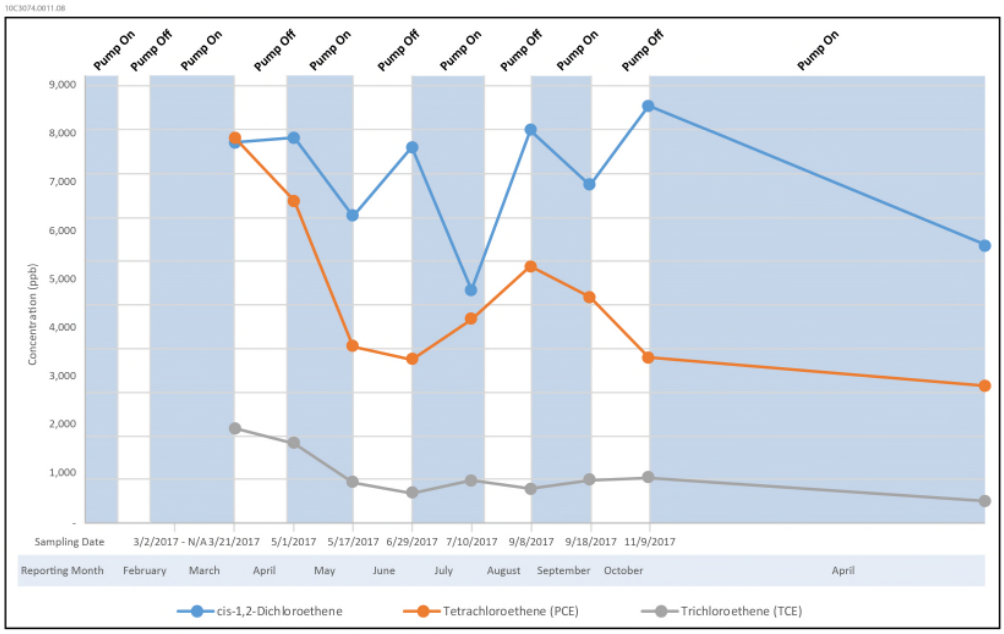

Influent Concentrations for PW-7

Figure 6: Influent concentrations of cis-1, 2-DCE, PCE, and TCE throughout 2017 and 2018 for Pumping Well 7.

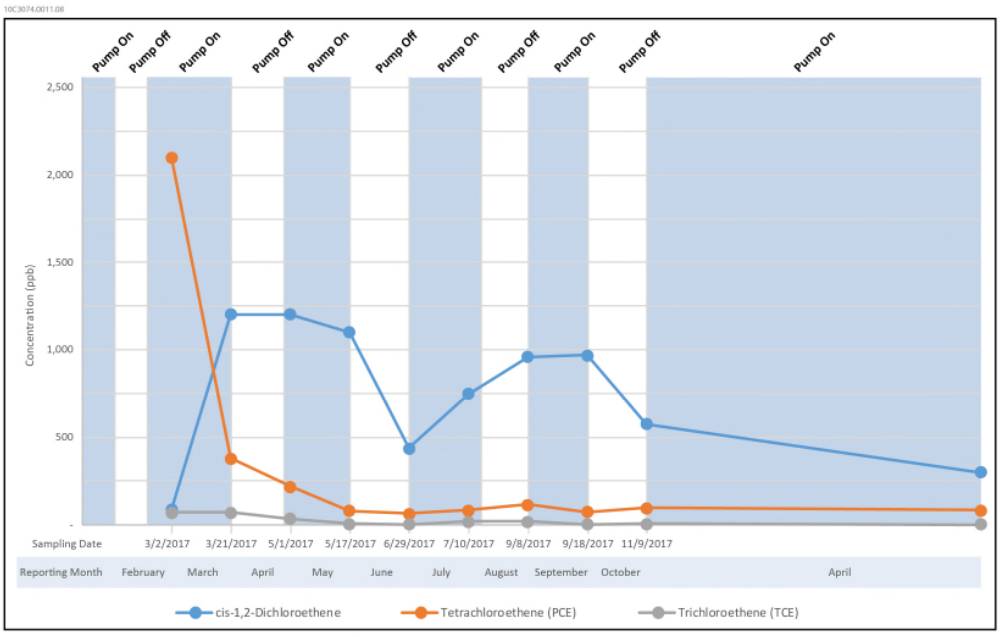

Influent Concentrations for PW-8

Figure 7: Influent concentrations of cis-1, 2-DCE, PCE, and TCE throughout 2017 and 2018 for Pumping Well 8.

Subslab Depressurization Systems (SSDS):

- SSDS installation designs at 23 and 31 Paine Street are currently in process.

Status of RSO and Pulsed Pumping Work Plan:

- The treatment system was re-activated on the west portion of Whaley Avenue on November 8, 2017. The reason for re-activation of the west portion only was due to the higher concentrations of VOCs found in pumping wells PW-4, PW-5, PW-6, PW-7, and PW-8.

If you have questions regarding the April 2018 OM&M report summary, please do not hesitate to contact me at 716-684-8060.

Very Truly Yours,
Ecology and Environment Engineering, P. C.

Ashlee Patnode

Ashlee Patnode
Project Manager

cc: D. Szymanski, Region 9, NYSDEC – Buffalo w/ attachments
D. Iyer, IEG w/ attachments
M. Mooney, EEEPC Buffalo w/ attachments
CTF - 10C3074.0011.11

Table 1
Mr. C's Dry Cleaners Site Remediation
Site #915157
System Operation and Management

Month	Sample Date	Up-time (Reporting Period)		Treated Effluent (gallon)	VOC Removal		
		Reporting Hours	Operational Up-time		Influent VOCs (µg/L)	Effluent VOCs(µg/L)	VOCs Removed (lbs.)
(Treatment System Up-time from 9/5/02 to 01/08/18)		**118,453.50**	**91.67%**	**131,261,841**	**NA**	**NA**	**1,680.06**
January 8, 2018 - February 5,2018	February 5, 2018	672	100.00%	200,566	5695.00	136.76	9.30
February 5, 2018 - March 5,2018	March 5, 2018	624	92.86%	171,953	5670.00	12.76	8.12
March 5, 2018 - March 28, 2018	March 28, 2018	552	100.00%	143,120	5494.50	7.44	6.55
March 28, 2018 - April 18, 2018	April 18, 2018	504	100.00%	103,285	4625.00	6.32	3.98
Total in 2017		**2,352.00**	**98.00%**	**618,924**	**21,484.50**	**163.28**	**27.95**
Total from startup		**120,805.50**	**91.79%**	**131,880,765**	**NA**	**NA**	**1,708.01**

NOTES:

1. Up-time based as percentage of total reporting hours.
2. Treatment system operated by Iyer Environmental Group from 07/07/2016 to present.
3. VOC removal calculations are based on monthly water samples and assumes samples are representative of the entire reporting period.
4. VOC removal calculations assume that non-detect values = 0 ug/L.
5. Total VOCs summations include estimated "J" values.
6. VOC removal calculations are based on effluent totalizer readings.
7. "Influent VOCs" and "Effluent VOCs" values given above is the summation of values for individual compounds given in monthly analytical reports.
8. Unit conversion: 1 pound = 453.5924 grams, 1 gallon = 3.785 liters
9. Formula for the VOC removal calculation:

$(VOCs_{Influent} - VOCs_{Effluent})(ug/L) \cdot (1g/10^6 ug) \cdot (1\ lb/453.5924\ g) \cdot (Monthly\ process\ water)(gal) \cdot (3.785\ L/gallon)$

Table 2
Mr. C's Dry Cleaners Site Remediation
Site #915157
Effluent Discharge Criteria & Analytical Compliance Results

Parameter/Analyte	Daily Maximum[1]	Units	April 18 2018 Effluent Analytical Values Compliance
Flow (Average)[2]	N/A	gpd	4,918
pH	6.0 - 9.0	standard units	8.5
1,1 Dichloroethene	10	µg/L	ND
1,1 Dichloroethane	10	µg/L	ND
cis-1,2-dichloroethene	10	µg/L	2.56
Trichloroethene	10	µg/L	ND
Tetrachloroethene	10	µg/L	ND
Vinyl Chloride	10	µg/L	ND
Benzene	5	µg/L	ND
Ethylbenzene	5	µg/L	ND
Methylene Chloride	10	µg/L	ND
1,1,1 Trichloroethane	10	µg/L	ND
Toluene	5	µg/L	ND
Methyl-t-Butyl Ether (MTBE)	NA	ug/L	ND
o-Xylene[3]	5	µg/L	ND
m, p-Xylene[3]	10	µg/L	ND
Total Xylenes	NA	ug/L	ND
Iron, total[4]	600	µg/L	NA[4]
Aluminum[4]	4,000	µg/L	NA[4]
Copper[4]	48	µg/L	NA[4]
Lead[4]	11	µg/L	NA[4]
Manganese[4]	2,000	µg/L	NA[4]
Silver[4]	100	µg/L	NA[4]
Vanadium[4]	28	µg/L	NA[4]
Zinc[4]	230	µg/L	NA[4]
Total Dissolved Solids[4]	850	mg/L	NA[4]
Total Suspended Solids[4]	20	mg/L	NA[4]
Hardness	N/A		468
Cyanide, Free[4]	10	µg/L	NA[4]

NOTES:

1. "Daily Maximum" excerpted from Attachment E of Addendum 1 to the Construction Contract Documents dated October 2000.
2. Average flows based on effluent readings:

   March 28 - April 18, 2018 = 4,918 gallons per day.
3. Analytical report did not differentiate between o-Xylene and m, p-Xylene. Total Xylene value reported is given in each line.
4. Removed from the required analysis list by NYSDEC Region 9 in February 2005.
5. Dark shaded cells indicate that analytical value exceeds the "Daily Maximum."
6. "ND" indicates that the compound was not detected and lists the practical quantitation limit in parentheses.
7. "NA" indicates that analyses were not performed and data is unavailable.
8. "J" indicates an estimated value below the detection limit.
9. "B" indicates analyte found in the associated blank.
10. "NS" indicates that the parameter analysis was not sampled.

40 **Indicates non-compliance with the NYSDEC effluent discharge requirements**
NR **Indicates Not Reported by Lab**

Table 3
Mr. C's Dry Cleaners Site Remediation
NYSDEC Site #915157
April 2018 VOC Analytical Summary

Compound	Based on the April 18, 2018 Effluent Analytical Results				
	Influent Concentration* (ug/L)		Effluent Concentration** (ug/L)		Cleanup Efficiency*** (%)
Acetone	ND (<500)	U	3.76		NA
Benzene	ND (<50)	U	ND (<1.0)	U	NA
2-Butanone	ND (<100)	U	ND (<2.0)	U	NA
cis-1, 2-Dichloroethene	2,850		2.56		99.91%
Chloroform	ND (<50)	U	ND (<1.0)	U	NA
Chloromethane	ND (<100)	U	ND (<2.0)	U	NA
Methylene chloride	ND (<100)	U	ND (<2.0)	U	NA
Methyl tert-butyl ether (MTBE)	ND (<50)	U	ND (<1.0)	U	NA
Methyl acetate	ND (<250)	U	ND (<5.0)	U	NA
Tetrachloroethene (PCE)	1,310		ND (<1.0)	U	100.00%
Toluene	ND (<50)	U	ND (<1.0)	U	NA
Trichloroethene (TCE)	329		ND (<1.0)	U	100.00%
Carbon Disulfide	ND (<100)	U	ND (<2.0)	U	NA
1,1,2 Trichloro-1,2,2-trifluororethane	ND (<50)	U	ND (<1.0)	U	NA
2-Hexanone	ND (<100)	U	ND (<2.0)	U	NA
4-Methyl-2-pentanone	ND (<100)	U	ND (<2.0)	U	NA
Cyclohexane	ND (<250)	U	ND (<5.0)	U	NA
trans-1,2-dichloroethene	ND (<50)	U	ND (<1.0)	U	NA
Chlorobenzene	ND (<50)	U	ND (<1.0)	U	NA
Methylcyclohexane	ND (<250)	U	ND (<5.0)	U	NA
Ethylbenzene	ND (<50)	U	ND (<1.0)	U	NA
Vinyl Chloride	136		ND (<1.0)	U	100.00%
Total Xylenes	ND (<150)	U	ND (<3.0)	U	NA
TOTAL:	**4625.0**		**6.32**		**99.86%**

Notes:

1. "NA" = Not applicable
2. "U" = Compound analyzed, but was not detected. Detection limit in parentheses.
3. "DJ" or "J" indicates an estimated value below the practical quantitation limit but above the method detection limit.
4. Non-detect values are assumed to be equal to zero for calculation of monthly average concentrations.
5. "D" indicates the compound concentration was obtained form a secondary dilution analysis.

* Detection Limits (<50), (<100), (<150), (<250), and (<500)

** Detection Limits (<1.0), (<2.0), (<3.0), (<5.0), and (<10.0)

*** Contaminants of Concern only

Table 4
Mr. C's Dry Cleaners Site Remediation
NYSDEC Site #915157
April 2018 Analytical Summary of Groundwater from Pumping Wells

Compound*	Based on the April 18, 2018 Analytical Results									
	Puming Well PW-04**		Puming Well PW-05**		Puming Well PW-06**		Puming Well PW-07**		Puming Well PW-08**	
	(ug/L)		(ug/L)		(ug/L)		(ug/L)		(ug/L)	
Acetone	ND (<500)	U	ND (<500)	U	ND (<500)	U	ND (<500)	U	ND (<500)	U
Benzene	ND (<50)	U	ND (<50)	U	ND (<50)	U	ND (<50)	U	ND (<50)	U
2-Butanone	ND (<100)	U	ND (<100)	U	ND (<100)	U	ND (<100)	U	ND (<100)	U
cis-1, 2-Dichloroethene	53.5		180		67.5		5,880		302	
Chloroform	ND (<50)	U	ND (<50)	U	ND (<50)	U	ND (<50)	U	ND (<50)	U
Chloromethane	ND (<100)	U	ND (<100)	U	ND (<100)	U	ND (<100)	U	ND (<100)	U
Methylene chloride	ND (<100)	U	ND (<100)	U	ND (<100)	U	ND (<100)	U	ND (<100)	U
Methyl tert-butyl ether (MTBE)	ND (<50)	U	ND (<50)	U	ND (<50)	U	ND (<50)	U	ND (<50)	U
Methyl acetate	ND (<250)	U	ND (<250)	U	ND (<250)	U	ND (<250)	U	ND (<250)	U
Tetrachloroethene (PCE)	2,030		2,200		2,640		2,840		76	
Toluene	ND (<50)	U	ND (<50)	U	ND (<50)	U	ND (<50)	U	ND (<50)	U
Trichloroethene (TCE)	138		72.5		114		419		5.3	J
Carbon Disulfide	ND (<100)	U	ND (<100)	U	ND (<100)	U	ND (<100)	U	ND (<100)	U
1,1,2 Trichloro-1,2,2-trifluororethane	ND (<50)	U	ND (<50)	U	ND (<50)	U	ND (<50)	U	ND (<50)	U
2-Hexanone	ND (<100)	U	ND (<100)	U	ND (<100)	U	ND (<100)	U	ND (<100)	U
4-Methyl-2-pentanone	ND (<100)	U	ND (<100)	U	ND (<100)	U	ND (<100)	U	ND (<100)	U
Cyclohexane	ND (<250)	U	ND (<250)	U	ND (<250)	U	ND (<250)	U	ND (<250)	U
trans-1,2-dichloroethene	ND (<50)	U	ND (<50)	U	ND (<50)	U	ND (<50)	U	ND (<50)	U
Chlorobenzene	ND (<50)	U	ND (<50)	U	ND (<50)	U	ND (<50)	U	ND (<50)	U
Methylcyclohexane	ND (<250)	U	ND (<250)	U	ND (<250)	U	ND (<250)	U	ND (<250)	U
Ethylbenzene	ND (<50)	U	ND (<50)	U	ND (<50)	U	ND (<50)	U	ND (<50)	U
Vinyl Chloride	ND (<50)	U	47	J	ND (<50)	U	375		32.3	
Total Xylenes	ND (<150)	U	ND (<150)	U	ND (<150)	U	ND (<150)	U	ND (<150)	U
TOTAL:	**2221.5**		**2499.50**		**2821.50**		**9514.00**		**415.60**	

Notes:
1. "NA" = Not applicable
2. "U" = Compound analyzed, but was not detected. Detection limit in parentheses.
3. "DJ" or "J" indicates an estimated value below the practical quantitation limit but above the method detection limit.
4. Non-detect values are assumed to be equal to zero for calculation of monthly average concentrations.
5. "D" indicates the compound concentration was obtained form a secondary dilution analysis.
6. "Bold" - exceeds the SPDES Equilavency Permit Requirements.
7. Detection Limits (<50), (<100), (<150), (<250), and (<500)

Attachment A
IEG Summary of Field Activities
April 2018

04/05/2018
04/18/2018
05/02/2018

MR. C's DRY CLEANERS SITE
NYSDEC Site #9-15-157
OM&M: SITE INSPECTION FORM

DATE: 5-Apr-18 *ACTIVITIES:* Site Inspection

INSPECTION PERSONNEL: D. Iyer *OTHER PERSONNEL:* ----------

WEATHER CONDITIONS: snow, windy *OUTSIDE TEMPERATURE (°F):* 30

ARE WELL PUMPS OPERATING IN AUTO: YES: NO: √ If "NO", provide explanation below

RW-1, PW-2 and PW-3 are manually set to OFF position; PW-4 thro' PW-8 are in AUTO

PROVIDE WATER LEVEL READINGS ON CONTROL PANEL

RW-1	ON:		OFF: √	13 ft	PW-5	ON:		OFF: √	4 ft
PW-2	ON:		OFF: √	11 ft	PW-6	ON:		OFF: √	4 ft
PW-3	ON:		OFF: √	12 ft	PW-7	ON:		OFF: √	4 ft
PW-4	ON:		OFF: √	6 ft	PW-8	ON:		OFF: √	6 ft

EQUALIZATION TANK: 3 ft Last Alarm D/T/Condition: none

NOTES:

INFLUENT FLOW RATE: 20.9 gpm INFLUENT TOTALIZER READING: 15,302,160 gallons

SEQUESTERING AGENT DRUM LEVEL: 8.5 inches *(x 1.7=)* *AMOUNT OF AGENT REMAINING:* 14 gallons

SEQUESTERING AGENT FEED RATE: ----- ml/min *METERING PUMP PRESSURE:* ----- psi

		Top	Bottom		Top	Bottom
BAG FILTER PRESSURES:	LEFT:	0	0 psi	RIGHT:	7	0 psi

INFLUENT FEED PUMP IN USE: #1 √ #2 *INFLUENT PUMP PRESSURE:* 7 psi

AIR STRIPPER BLOWER IN USE: #1 √ #2 *AIR STRIPPER PRESSURE:* 28 (25 w/o water in trays) in. H_2O

AIR STRIPPER DIFFERENTIAL PRESSURE: broken in. H_2O *DISCHARGE PRESSURE:* 2.1 in. H_2O

AIR FLOW : 1677 fpm X 1.4 = 2348 CFM *AIR SPARGER* *LEFT* 7.5 *RIGHT* 3.5 CFM

AIR TEMP: 82 °F new blower exchanged blower

EFFLUENT PUMP IN USE: #1 #2 √ *EFFLUENT FEED PUMP PRESSURE:* 10 psi

EFFLUENT FLOW RATE: 133 gpm *EFFLUENT TOTALIZER READING:* 83,497,166 | 147900 gallons

ARE BUILDING HEATERS IN USE? YES: NO: √ *INSIDE TEMPERATURE (°F):* 64

IS SUMP PUMP IN USE: YES: √ NO: *ARE ANY LEAKS PRESENT?* YES: √ NO:

WATER LEVEL IN SUMP: 6.5 in. *TREATMENT BUILDING CLEAN & ORGANIZED?* YES: √ NO:

MR. C's DRY CLEANERS SITE

NYSDEC Site #90150157

SITE INSPECTION FORM

5-Apr-18

SAMPLES COLLECTED? **YES:** _____ **NO:** √

	Sample ID	Time of Sampling	pH	Turbidity	Temp.	Sp. Cond.
AIR STRIPPER INFLUENT:						
AIR STRIPPER EFFLUENT:						

IS THERE EVIDENCE OF TAMPERING/VANDALISM OF WELLS: ? **YES:** _____ **NO:** √

WERE MANHOLES INSPECTED? **YES:** √ **NO:** _____

WERE ELECTRICAL BOXES INSPECTED? **YES:** √ **NO:** _____

IS WATER PRESENT IN ANY MANHOLES OR ELECTRICAL BOXES? **YES:** _____ **NO:** √

If yes, provide manhole/electric box ID and description of any corrective measures below:

RW-1 inner ring is corroded. Reduced amount of snow piles over PW-2 and PW-3.

SUBSLAB SYSTEMS

TREATMENT ROOM

MANOMETER:	**1.2**	**in. WC**	west	east	***NOTES:*** cfm = 0.05 x fpm (3" PVC)
(Fan Inlet)		**FLOW (fpm):**			
CONDENSATE	**0.2**	**gallon**	**FLOW (cfm):**		
DRAINED	**Yes**	**VACUUM GAUGE (in WC)**			

OTHER LOCATIONS

586 Building SVE CONDENSATE drained: **YES** √ **NO** ____ VOLUME: **1.0** gallon

INCLUDE REMARKS & DESCRIBE ANY OTHER SYSTEM MAINTENANCE PERFORMED ON MR. C's SITE

Remarks: Slow drip in Effluent Pipe at EQ Tank fitting - dries quickly - continuing to monitor

Slow drip in effluent pipe at anti-siphon air vent - to be repaired

Other Actions: - Took delivery of 3 Redux drums; made up 1 drum with 1 part Redux/2 parts water

-Installed a new Medo blower (Model LAM200) on left side for Air Stripper sump - for higher air flow (7.5 cfm)

- Moved AirMax LR50 from left to right - (getting 3.5 cfm)

AGWAY

Remarks: Site is empty of materials and has been graded and graveled.

Other Actions:

MR. C's DRY CLEANERS SITE
NYSDEC Site #9-15-157
OM&M: SITE INSPECTION FORM

DATE: 18-Apr-18 *ACTIVITIES:* Site Inspection

INSPECTION PERSONNEL: R. Allen *OTHER PERSONNEL:* ----------

WEATHER CONDITIONS: Cloudy, cold *OUTSIDE TEMPERATURE (°F):* 32

ARE WELL PUMPS OPERATING IN AUTO: YES: NO: √ If "NO", provide explanation below

RW-1, PW-2 and PW-3 are manually set to OFF position; PW-4 thro' PW-8 are in AUTO

PROVIDE WATER LEVEL READINGS ON CONTROL PANEL

RW-1	ON: √	OFF:	14	ft	PW-5	ON:	OFF: √	7	ft
PW-2	ON:	OFF: √	12	ft	PW-6	ON:	OFF: √	5	ft
PW-3	ON: √	OFF:	13	ft	PW-7	ON:	OFF: √	7	ft
PW-4	ON:	OFF: √	3	ft	PW-8	ON:	OFF: √	6	ft

EQUALIZATION TANK: 4 ft Last Alarm D/T/Condition: 4/15/18 Air Stripper Low Pressure

NOTES:

INFLUENT FLOW RATE: 0 gpm INFLUENT TOTALIZER READING: 15439931 gallons

SEQUESTERING AGENT DRUM LEVEL: 15 inches *(x 1.7=)* *AMOUNT OF AGENT REMAINING:* 26 gallons

SEQUESTERING AGENT FEED RATE: ----- ml/min *METERING PUMP PRESSURE:* ----- psi

		Top	Bottom			Top	Bottom	
BAG FILTER PRESSURES:	LEFT:	0	0	psi	RIGHT:	8	0	psi

INFLUENT FEED PUMP IN USE: #1 √ #2 *INFLUENT PUMP PRESSURE:* 7 psi

AIR STRIPPER BLOWER IN USE: #1 √ #2 *AIR STRIPPER PRESSURE:* 26 in. H_2O

AIR STRIPPER DIFFERENTIAL PRESSURE: broken in. H_2O *DISCHARGE PRESSURE:* 2.0 in. H_2O

AIR FLOW : 1300 fpm X 1.4 = 1820 CFM *AIR SPARGER* *LEFT* 7.0 *RIGHT* 3.3 CFM

AIR TEMP: 84 °F

EFFLUENT PUMP IN USE: #1 #2 √ *EFFLUENT FEED PUMP PRESSURE:* 9.5 psi

EFFLUENT FLOW RATE: 134 gpm *EFFLUENT TOTALIZER READING:* 83,556,254 | 208490 gallons

ARE BUILDING HEATERS IN USE? YES: NO: √ *INSIDE TEMPERATURE (°F):* 67

IS SUMP PUMP IN USE: YES: √ NO: *ARE ANY LEAKS PRESENT?* YES: √ NO:

WATER LEVEL IN SUMP: 6.5 in. *TREATMENT BUILDING CLEAN & ORGANIZED?* YES: √ NO:

MR. C's DRY CLEANERS SITE
NYSDEC Site #90150157
SITE INSPECTION FORM

18-Apr-18

SAMPLES COLLECTED? **YES:** √ **NO:** _____

	Sample ID	Time of Sampling	pH	Turbidity	Temp.	Sp. Cond.
AIR STRIPPER INFLUENT:	INF	5:00 pm	8.0	11.9	11.1	2424
AIR STRIPPER EFFLUENT:	EFF	5:00 pm	9.6	14.2	9.7	2498

IS THERE EVIDENCE OF TAMPERING/VANDALISM OF WELLS: ? **YES:** _____ **NO:** √

WERE MANHOLES INSPECTED? **YES:** √ **NO:** _____

WERE ELECTRICAL BOXES INSPECTED? **YES:** √ **NO:** _____

IS WATER PRESENT IN ANY MANHOLES OR ELECTRICAL BOXES? **YES:** _____ **NO:** √

If yes, provide manhole/electric box ID and description of any corrective measures below:

RW-1 inner ring is corroded.

SUBSLAB SYSTEMS

TREATMENT ROOM

MANOMETER: **1.3** **in. WC** west east ***NOTES:*** cfm = 0.05 x fpm (3" PVC)

(Fan Inlet) **FLOW (fpm):**

CONDENSATE **1.0** **gallon** **FLOW (cfm):**

DRAINED **NO** **VACUUM GAUGE (in WC)**

OTHER LOCATIONS

586 Building SVE CONDENSATE drained: **YES** √ **NO** ____ VOLUME: **1.0** gallon

INCLUDE REMARKS & DESCRIBE ANY OTHER SYSTEM MAINTENANCE PERFORMED ON MR. C's SITE

Remarks: Slow drip in Effluent Pipe at EQ Tank fitting - dries quickly - will monitor

Other Actions: Increased Jesco Pump to: 15.

AGWAY

Remarks: Site is empty of materials and has been graded and graveled.

Other Actions:

MR. C's DRY CLEANERS SITE
NYSDEC Site #9-15-157
OM&M: SITE INSPECTION FORM

DATE: 2-May-18 *ACTIVITIES:* Site Inspection

INSPECTION PERSONNEL: D. Iyer *OTHER PERSONNEL:* ----------

WEATHER CONDITIONS: Clear, calm, cool *OUTSIDE TEMPERATURE (°F):* 60

ARE WELL PUMPS OPERATING IN AUTO: YES: NO: √ If "NO", provide explanation below

RW-1, PW-2 and PW-3 are manually set to OFF position; PW-4 thro' PW-8 are in AUTO

PROVIDE WATER LEVEL READINGS ON CONTROL PANEL

RW-1	ON:		OFF: √	14 ft	PW-5	ON:		OFF: √	5 ft
PW-2	ON:		OFF: √	11 ft	PW-6	ON:		OFF: √	7 ft
PW-3	ON:		OFF: √	12 ft	PW-7	ON:	√	OFF:	7 ft
PW-4	ON:		OFF: √	4 ft	PW-8	ON:		OFF: √	4 ft

EQUALIZATION TANK: 3 ft Last Alarm D/T/Condition: 4/15/18 Air Stripper Low Pressure

NOTES:

INFLUENT FLOW RATE: 31.7 gpm INFLUENT TOTALIZER READING: 15545191 gallons

SEQUESTERING AGENT DRUM LEVEL: 22.3 inches *(x 1.7=)* *AMOUNT OF AGENT REMAINING:* 38 gallons

SEQUESTERING AGENT FEED RATE: ----- ml/min Filled Redux 1:2 *METERING PUMP PRESSURE:* ----- psi

		Top	Bottom			Top	Bottom	
BAG FILTER PRESSURES:	LEFT:	0	0	psi	RIGHT:	10	0	psi

INFLUENT FEED PUMP IN USE: #1 √ #2 *INFLUENT PUMP PRESSURE:* 7 psi

AIR STRIPPER BLOWER IN USE: #1 √ #2 *AIR STRIPPER PRESSURE:* 29 in. H_2O

AIR STRIPPER DIFFERENTIAL PRESSURE: broken in. H_2O *DISCHARGE PRESSURE:* 1.7 in. H_2O

AIR FLOW : 1500 fpm X 1.4 = 2100 CFM *AIR SPARGER* *LEFT* 7.0 *RIGHT* 3.5 CFM

AIR TEMP: 89.5 °F

EFFLUENT PUMP IN USE: #1 #2 √ *EFFLUENT FEED PUMP PRESSURE:* 8.5 psi

EFFLUENT FLOW RATE: 134 gpm *EFFLUENT TOTALIZER READING:* 83,636,107 290100 gallons

ARE BUILDING HEATERS IN USE? YES: NO: √ *INSIDE TEMPERATURE (°F):* 69.5

IS SUMP PUMP IN USE: YES: √ NO: *ARE ANY LEAKS PRESENT?* YES: NO: √

WATER LEVEL IN SUMP: 6.5 in. *TREATMENT BUILDING CLEAN & ORGANIZED?* YES: √ NO:

MR. C's DRY CLEANERS SITE

NYSDEC Site #90150157

SITE INSPECTION FORM

2-May-18

SAMPLES COLLECTED? **YES:** _____ **NO:** √

	Sample ID	Time of Sampling	pH	Turbidity	Temp.	Sp. Cond.
AIR STRIPPER INFLUENT:						
AIR STRIPPER EFFLUENT:						

IS THERE EVIDENCE OF TAMPERING/VANDALISM OF WELLS: ? **YES:** _____ **NO:** √

WERE MANHOLES INSPECTED? **YES:** √ **NO:** _____

WERE ELECTRICAL BOXES INSPECTED? **YES:** √ **NO:** _____

IS WATER PRESENT IN ANY MANHOLES OR ELECTRICAL BOXES? **YES:** _____ **NO:** √

If yes, provide manhole/electric box ID and description of any corrective measures below:

RW-1 inner ring is corroded.

SUBSLAB SYSTEMS

TREATMENT ROOM

MANOMETER: 1.3 **in. WC** west east ***NOTES:*** cfm = 0.05 x fpm (3" PVC)

(Fan Inlet) **FLOW (fpm):**

CONDENSATE 0.1 **gallon** **FLOW (cfm):**

DRAINED Yes **VACUUM GAUGE (in WC)**

OTHER LOCATIONS

586 Building SVE CONDENSATE drained: **YES** √ **NO** ____ VOLUME: 0.3 gallon

INCLUDE REMARKS & DESCRIBE ANY OTHER SYSTEM MAINTENANCE PERFORMED ON MR. C's SITE

Remarks: Slow drip in Effluent Pipe at EQ Tank fitting - dries quickly - continuing to monitor

Reset Redux feed pump setting to "10"

Other Actions: Replaced Treatment room hose nozzle

AGWAY

Remarks: Site is empty of materials and has been graded and graveled.

Other Actions:

Attachment B
Excerpts from the Groundwater Treatment System Analytical Report from Spectrum Analytical Laboratories

Analytical Data Package Work Order ID: SC45851
Sampled by IEG: April 18, 2018
Report Received: April 23, 2018

eurofins | Spectrum Analytical

☑ Final Report
☐ Revised Report

Report Date:
23-Apr-18 16:49

Laboratory Report
SC45851

Ecology and Environment, Inc.
368 Pleasant View Drive
Lancaster, NY 14086
Attn: Ashlee Patnode

Project: Mr. C's - East Aurora, NY
Project #: 1703074.0011

I attest that the information contained within the report has been reviewed for accuracy and checked against the quality control requirements for each method. These results relate only to the sample(s) as received.
All applicable NELAC requirements have been met.

Massachusetts # M-MA138/MA1110
Connecticut # PH-0777
Florida # E87936
Maine # MA138
New Hampshire # 2972/2538
New Jersey # MA011
New York # 11393
Pennsylvania # 68-04426/68-02924
Rhode Island # LAO00348
USDA # P330-15-00375
Vermont # VT-11393

Authorized by:

Dawn Wojcik
Laboratory Director

Dawn E Wojcik

Eurofins Spectrum Analytical holds primary NELAC certification in the State of New York for the analytes as indicated with an X in the "Cert." column within this report. Please note that the State of New York does not offer certification for all analytes. Please refer to our website for specific certification holdings in each state.
Please note that this report contains 16 pages of analytical data plus Chain of Custody document(s). When the Laboratory Report is indicated as revised, this report supersedes any previously dated reports for the laboratory ID(s) referenced above. Where this report identifies subcontracted analyses, copies of the subcontractor's test report are available upon request. This report may not be reproduced, except in full, without written approval from Eurofins Spectrum Analytical, Inc.

Eurofins Spectrum Analytical, Inc. is a NELAC accredited laboratory organization and meets NELAC testing standards. Use of the NELAC logo however does not insure that Eurofins Spectrum Analytical, Inc. is currently accredited for the specific method or analyte indicated. Please refer to our 'Quality' web page at www.spectrum-analytical.com for a full listing of our current certifications and fields of accreditation. States in which Eurofins Spectrum Analytical, Inc. holds NELAC certification are New York, New Hampshire, New Jersey, Pennsylvania and Florida. All analytical work for Volatile Organic and Air analysis are transferred to and conducted at our 830 Silver Street location (PA-68-04426).

Please contact the Laboratory or Technical Director at 800-789-9115 with any questions regarding the data contained in this laboratory report.

Sample Summary

Work Order: SC45851

Project: Mr. C's - East Aurora, NY

Project Number: 1703074.0011

Laboratory ID	Client Sample ID	Matrix	Date Sampled	Date Received
SC45851-01	Influent	Ground Water	18-Apr-18 12:30	19-Apr-18 09:30
SC45851-02	Effluent	Ground Water	18-Apr-18 12:30	19-Apr-18 09:30

Summary of Hits

Lab ID: SC45851-01 **Client ID:** Influent

Parameter	Result	Flag	Reporting Limit	Units	Analytical Method
Hardness (CaCO3)	450		0.1	mg/l	E200.7
cis-1,2-Dichloroethene	2850	D	50.0	µg/l	SW846 8260C
Tetrachloroethene	1310	D	50.0	µg/l	SW846 8260C
Trichloroethene	329	D	50.0	µg/l	SW846 8260C
Vinyl chloride	136	D	50.0	µg/l	SW846 8260C

Lab ID: SC45851-02 **Client ID:** Effluent

Parameter	Result	Flag	Reporting Limit	Units	Analytical Method
Hardness (CaCO3)	468		0.1	mg/l	E200.7
Acetone	3.76	J	10.0	µg/l	SW846 8260C
cis-1,2-Dichloroethene	2.56		1.00	µg/l	SW846 8260C

Please note that because there are no reporting limits associated with hazardous waste characterizations or micro analyses, this summary does not include hits from these analyses if included in this work order.

Sample Identification	Client Project #	Matrix	Collection Date/Time	Received
Influent	1703074.0011	Ground Water	18-Apr-18 12:30	19-Apr-18
SC45851-01				

CAS No.	Analyte(s)	Result	Flag	Units	*RDL	MDL	Dilution	Method Ref.	Prepared	Analyzed	Analyst	Batch	Cert.
Volatile Organic Compounds													
Volatile Organic Compounds by SW846 8260 Prepared by method SW846 5030 Water MS			GS1										
76-13-1	1,1,2-Trichlorotrifluoroethane (Freon 113)	< 50.0	U, D	µg/l	50.0	26.6	50	SW846 8260C	20-Apr-18	20-Apr-18	GMA	1805409	X
67-64-1	Acetone	< 500	U, D	µg/l	500	40.2	50	"	"	"	"	"	X
71-43-2	Benzene	< 50.0	U, D	µg/l	50.0	14.2	50	"	"	"	"	"	X
75-27-4	Bromodichloromethane	< 25.0	U, D	µg/l	25.0	20.8	50	"	"	"	"	"	X
75-25-2	Bromoform	< 50.0	U, D	µg/l	50.0	21.2	50	"	"	"	"	"	X
74-83-9	Bromomethane	< 100	U, D	µg/l	100	44.8	50	"	"	"	"	"	X
78-93-3	2-Butanone (MEK)	< 100	U, D	µg/l	100	53.5	50	"	"	"	"	"	X
75-15-0	Carbon disulfide	< 100	U, D	µg/l	100	20.6	50	"	"	"	"	"	X
56-23-5	Carbon tetrachloride	< 50.0	U, D	µg/l	50.0	21.8	50	"	"	"	"	"	X
108-90-7	Chlorobenzene	< 50.0	U, D	µg/l	50.0	12.4	50	"	"	"	"	"	X
75-00-3	Chloroethane	< 100	U, D	µg/l	100	29.4	50	"	"	"	"	"	X
67-66-3	Chloroform	< 50.0	U, D	µg/l	50.0	16.3	50	"	"	"	"	"	X
74-87-3	Chloromethane	< 100	U, D	µg/l	100	18.4	50	"	"	"	"	"	X
96-12-8	1,2-Dibromo-3-chloropropane	< 100	U, D	µg/l	100	43.2	50	"	"	"	"	"	X
124-48-1	Dibromochloromethane	< 25.0	U, D	µg/l	25.0	15.8	50	"	"	"	"	"	X
106-93-4	1,2-Dibromoethane (EDB)	< 25.0	U, D	µg/l	25.0	10.1	50	"	"	"	"	"	X
95-50-1	1,2-Dichlorobenzene	< 50.0	U, D	µg/l	50.0	13.8	50	"	"	"	"	"	X
541-73-1	1,3-Dichlorobenzene	< 50.0	U, D	µg/l	50.0	15.7	50	"	"	"	"	"	X
106-46-7	1,4-Dichlorobenzene	< 50.0	U, D	µg/l	50.0	13.6	50	"	"	"	"	"	X
75-71-8	Dichlorodifluoromethane (Freon12)	< 100	U, D	µg/l	100	29.2	50	"	"	"	"	"	X
75-34-3	1,1-Dichloroethane	< 50.0	U, D	µg/l	50.0	16.2	50	"	"	"	"	"	X
107-06-2	1,2-Dichloroethane	< 50.0	U, D	µg/l	50.0	13.8	50	"	"	"	"	"	X
75-35-4	1,1-Dichloroethene	< 50.0	U, D	µg/l	50.0	34.6	50	"	"	"	"	"	X
156-59-2	cis-1,2-Dichloroethene	**2,850**	D	µg/l	50.0	16.4	50	"	"	"	"	"	X
156-60-5	trans-1,2-Dichloroethene	< 50.0	U, D	µg/l	50.0	18.8	50	"	"	"	"	"	X
78-87-5	1,2-Dichloropropane	< 50.0	U, D	µg/l	50.0	14.6	50	"	"	"	"	"	X
10061-01-5	cis-1,3-Dichloropropene	< 25.0	U, D	µg/l	25.0	18.0	50	"	"	"	"	"	X
10061-02-6	trans-1,3-Dichloropropene	< 25.0	U, D	µg/l	25.0	17.4	50	"	"	"	"	"	X
100-41-4	Ethylbenzene	< 50.0	U, D	µg/l	50.0	16.4	50	"	"	"	"	"	X
591-78-6	2-Hexanone (MBK)	< 100	U, D	µg/l	100	26.4	50	"	"	"	"	"	X
98-82-8	Isopropylbenzene	< 50.0	U, D	µg/l	50.0	18.0	50	"	"	"	"	"	X
1634-04-4	Methyl tert-butyl ether	< 50.0	U, D	µg/l	50.0	11.8	50	"	"	"	"	"	X
108-10-1	4-Methyl-2-pentanone (MIBK)	< 100	U, D	µg/l	100	25.8	50	"	"	"	"	"	X
75-09-2	Methylene chloride	< 100	U, D	µg/l	100	33.0	50	"	"	"	"	"	X
100-42-5	Styrene	< 50.0	U, D	µg/l	50.0	20.2	50	"	"	"	"	"	X
79-34-5	1,1,2,2-Tetrachloroethane	< 25.0	U, D	µg/l	25.0	16.5	50	"	"	"	"	"	X
127-18-4	Tetrachloroethene	**1,310**	D	µg/l	50.0	28.5	50	"	"	"	"	"	X
108-88-3	Toluene	< 50.0	U, D	µg/l	50.0	15.0	50	"	"	"	"	"	X
120-82-1	1,2,4-Trichlorobenzene	< 50.0	U, D	µg/l	50.0	18.9	50	"	"	"	"	"	X
71-55-6	1,1,1-Trichloroethane	< 50.0	U, D	µg/l	50.0	25.4	50	"	"	"	"	"	X
79-00-5	1,1,2-Trichloroethane	< 50.0	U, D	µg/l	50.0	16.5	50	"	"	"	"	"	X
79-01-6	Trichloroethene	**329**	D	µg/l	50.0	24.8	50	"	"	"	"	"	X

Sample Identification	Client Project #	Matrix	Collection Date/Time	Received
Influent	1703074.0011	Ground Water	18-Apr-18 12:30	19-Apr-18
SC45851-01				

CAS No.	Analyte(s)	Result	Flag	Units	*RDL	MDL	Dilution	Method Ref.	Prepared	Analyzed	Analyst	Batch	Cert.
Volatile Organic Compounds													
Volatile Organic Compounds by SW846 8260			GS1										
75-01-4	Vinyl chloride	**136**	D	µg/l	50.0	23.6	50	SW846 8260C	20-Apr-18	20-Apr-18	GMA	1805409	X
1330-20-7	Total Xylenes	< 150	U, D	µg/l	150	150	50	"	"	"	"	"	X
110-82-7	Cyclohexane	< 250	U, D	µg/l	250	39.4	50	"	"	"	"	"	X
79-20-9	Methyl acetate	< 250	U, D	µg/l	250	32.4	50	"	"	"	"	"	X
108-87-2	Methylcyclohexane	< 250	U, D	µg/l	250	37.1	50	"	"	"	"	"	X
Surrogate recoveries:													
460-00-4	*4-Bromofluorobenzene*	*93*			*70-130 %*			"	"	"	"	"	
2037-26-5	*Toluene-d8*	*97*			*70-130 %*			"	"	"	"	"	
17060-07-0	*1,2-Dichloroethane-d4*	*103*			*70-130 %*			"	"	"	"	"	
1868-53-7	*Dibromofluoromethane*	*99*			*70-130 %*			"	"	"	"	"	
General Chemistry Parameters													
	pH	**7.24**	pH	pH Units			1	ASTM D 1293-99B	19-Apr-18 14:57	23-Apr-18 10:23	TN	1805385	
Subcontracted Analyses													
*Analysis performed by Phoenix Environmental Labs, Inc. * - CT007*													
	Hardness (CaCO3)	**450**		mg/l	0.1	0.1	1	E200.7	18-Apr-18 12:30	20-Apr-18 07:59	11301	'[none]'	

Sample Identification	Client Project #	Matrix	Collection Date/Time	Received
Effluent	1703074.0011	Ground Water	18-Apr-18 12:30	19-Apr-18
SC45851-02				

CAS No.	Analyte(s)	Result	Flag	Units	*RDL	MDL	Dilution	Method Ref.	Prepared	Analyzed	Analyst	Batch	Cert.
Volatile Organic Compounds													
Volatile Organic Compounds by SW846 8260 Prepared by method SW846 5030 Water MS													
76-13-1	1,1,2-Trichlorotrifluoroethane (Freon 113)	< 1.00	U	µg/l	1.00	0.53	1	SW846 8260C	20-Apr-18	20-Apr-18	GMA	1805409	X
67-64-1	Acetone	**3.76**	J	µg/l	10.0	0.80	1	"	"	"	"	"	X
71-43-2	Benzene	< 1.00	U	µg/l	1.00	0.28	1	"	"	"	"	"	X
75-27-4	Bromodichloromethane	< 0.50	U	µg/l	0.50	0.42	1	"	"	"	"	"	X
75-25-2	Bromoform	< 1.00	U	µg/l	1.00	0.42	1	"	"	"	"	"	X
74-83-9	Bromomethane	< 2.00	U	µg/l	2.00	0.90	1	"	"	"	"	"	X
78-93-3	2-Butanone (MEK)	< 2.00	U	µg/l	2.00	1.07	1	"	"	"	"	"	X
75-15-0	Carbon disulfide	< 2.00	U	µg/l	2.00	0.41	1	"	"	"	"	"	X
56-23-5	Carbon tetrachloride	< 1.00	U	µg/l	1.00	0.44	1	"	"	"	"	"	X
108-90-7	Chlorobenzene	< 1.00	U	µg/l	1.00	0.25	1	"	"	"	"	"	X
75-00-3	Chloroethane	< 2.00	U	µg/l	2.00	0.59	1	"	"	"	"	"	X
67-66-3	Chloroform	< 1.00	U	µg/l	1.00	0.33	1	"	"	"	"	"	X
74-87-3	Chloromethane	< 2.00	U	µg/l	2.00	0.37	1	"	"	"	"	"	X
96-12-8	1,2-Dibromo-3-chloropropane	< 2.00	U	µg/l	2.00	0.86	1	"	"	"	"	"	X
124-48-1	Dibromochloromethane	< 0.50	U	µg/l	0.50	0.32	1	"	"	"	"	"	X
106-93-4	1,2-Dibromoethane (EDB)	< 0.50	U	µg/l	0.50	0.20	1	"	"	"	"	"	X
95-50-1	1,2-Dichlorobenzene	< 1.00	U	µg/l	1.00	0.28	1	"	"	"	"	"	X
541-73-1	1,3-Dichlorobenzene	< 1.00	U	µg/l	1.00	0.31	1	"	"	"	"	"	X
106-46-7	1,4-Dichlorobenzene	< 1.00	U	µg/l	1.00	0.27	1	"	"	"	"	"	X
75-71-8	Dichlorodifluoromethane (Freon12)	< 2.00	U	µg/l	2.00	0.58	1	"	"	"	"	"	X
75-34-3	1,1-Dichloroethane	< 1.00	U	µg/l	1.00	0.32	1	"	"	"	"	"	X
107-06-2	1,2-Dichloroethane	< 1.00	U	µg/l	1.00	0.28	1	"	"	"	"	"	X
75-35-4	1,1-Dichloroethene	< 1.00	U	µg/l	1.00	0.69	1	"	"	"	"	"	X
156-59-2	cis-1,2-Dichloroethene	**2.56**		µg/l	1.00	0.33	1	"	"	"	"	"	X
156-60-5	trans-1,2-Dichloroethene	< 1.00	U	µg/l	1.00	0.38	1	"	"	"	"	"	X
78-87-5	1,2-Dichloropropane	< 1.00	U	µg/l	1.00	0.29	1	"	"	"	"	"	X
10061-01-5	cis-1,3-Dichloropropene	< 0.50	U	µg/l	0.50	0.36	1	"	"	"	"	"	X
10061-02-6	trans-1,3-Dichloropropene	< 0.50	U	µg/l	0.50	0.35	1	"	"	"	"	"	X
100-41-4	Ethylbenzene	< 1.00	U	µg/l	1.00	0.33	1	"	"	"	"	"	X
591-78-6	2-Hexanone (MBK)	< 2.00	U	µg/l	2.00	0.53	1	"	"	"	"	"	X
98-82-8	Isopropylbenzene	< 1.00	U	µg/l	1.00	0.36	1	"	"	"	"	"	X
1634-04-4	Methyl tert-butyl ether	< 1.00	U	µg/l	1.00	0.24	1	"	"	"	"	"	X
108-10-1	4-Methyl-2-pentanone (MIBK)	< 2.00	U	µg/l	2.00	0.52	1	"	"	"	"	"	X
75-09-2	Methylene chloride	< 2.00	U	µg/l	2.00	0.66	1	"	"	"	"	"	X
100-42-5	Styrene	< 1.00	U	µg/l	1.00	0.40	1	"	"	"	"	"	X
79-34-5	1,1,2,2-Tetrachloroethane	< 0.50	U	µg/l	0.50	0.33	1	"	"	"	"	"	X
127-18-4	Tetrachloroethene	< 1.00	U	µg/l	1.00	0.57	1	"	"	"	"	"	X
108-88-3	Toluene	< 1.00	U	µg/l	1.00	0.30	1	"	"	"	"	"	X
120-82-1	1,2,4-Trichlorobenzene	< 1.00	U	µg/l	1.00	0.38	1	"	"	"	"	"	X
71-55-6	1,1,1-Trichloroethane	< 1.00	U	µg/l	1.00	0.51	1	"	"	"	"	"	X
79-00-5	1,1,2-Trichloroethane	< 1.00	U	µg/l	1.00	0.33	1	"	"	"	"	"	X
79-01-6	Trichloroethene	< 1.00	U	µg/l	1.00	0.50	1	"	"	"	"	"	X

Sample Identification	Client Project #	Matrix	Collection Date/Time	Received
Effluent SC45851-02	1703074.0011	Ground Water	18-Apr-18 12:30	19-Apr-18

CAS No.	Analyte(s)	Result	Flag	Units	*RDL	MDL	Dilution	Method Ref.	Prepared	Analyzed	Analyst	Batch	Cert.
Volatile Organic Compounds													
Volatile Organic Compounds by SW846 8260													
75-01-4	Vinyl chloride	< 1.00	U	µg/l	1.00	0.47	1	SW846 8260C	20-Apr-18	20-Apr-18	GMA	1805409	X
1330-20-7	Total Xylenes	< 3.00	U	µg/l	3.00	3.00	1	"	"	"	"	"	X
110-82-7	Cyclohexane	< 5.00	U	µg/l	5.00	0.79	1	"	"	"	"	"	X
79-20-9	Methyl acetate	< 5.00	U	µg/l	5.00	0.65	1	"	"	"	"	"	X
108-87-2	Methylcyclohexane	< 5.00	U	µg/l	5.00	0.74	1	"	"	"	"	"	X
Surrogate recoveries:													
460-00-4	*4-Bromofluorobenzene*	*93*			*70-130 %*			"	"	"	"	"	
2037-26-5	*Toluene-d8*	*96*			*70-130 %*			"	"	"	"	"	
17060-07-0	*1,2-Dichloroethane-d4*	*104*			*70-130 %*			"	"	"	"	"	
1868-53-7	*Dibromofluoromethane*	*99*			*70-130 %*			"	"	"	"	"	
General Chemistry Parameters													
	pH	**8.50**	pH	pH Units			1	ASTM D 1293-99B	19-Apr-18 14:57	23-Apr-18 10:23	TN	1805385	
Subcontracted Analyses													
*Analysis performed by Phoenix Environmental Labs, Inc. * - CT007*													
	Hardness (CaCO3)	**468**		mg/l	0.1	0.1	1	E200.7	18-Apr-18 12:30	20-Apr-18 07:59	11301	'[none]'	

SC45851 Bay

eurofins | Spectrum Analytical

CHAIN OF CUSTODY RECORD

Page 1 of 1

Special Handling:

- [x] Standard TAT - 7 to 10 business days
- [ ] Rush TAT - Date Needed: _____

All TATs subject to laboratory approval
Min. 24-hr notification needed for rushes
Samples disposed after 30 days unless otherwise instructed.

Report To: E&E Inc
368 Pleasantview Dr
Lancaster, NY 14086

Telephone #: (716) 684-8060
Project Mgr: Mike Steffan

Invoice To: E&E, Inc

P.O No.: _____ Quote #: _____

Project No: _____
Site Name: MrCS OM&M
Location: East Aurora State: NY
Sampler(s): R. Allen

F=Field Filtered 1=$Na_2S_2O_3$ 2=HCl 3=H_2SO_4 4=HNO_3 5=NaOH 6=Ascorbic Acid
7=CH3OH 8=$NaHSO_4$ 9=Deionized Water 10=H_3PO_4 11= _____ 12= _____

List Preservative Code below: — | A | 2

DW=Drinking Water GW=Groundwater SW=Surface Water WW=Waste Water
O=Oil SO=Soil SL=Sludge A=Indoor/Ambient Air SG=Soil Gas
X1= _____ X2= _____ X3= _____

G= Grab C=Compsite

Lab ID:	Sample ID:	Date:	Time:	Type	Matrix	Containers: # of VOA Vials	# of Amber Glass	# of Clear Glass	# of Plastic	Analysis: pH	Hardness	VOCs	Check if chlorinated	QA/QC Reporting Notes: * additional charges may appply
SC45851-01	INFLUENT	Apr 18, 2018	12:30 PM	G	GW				1	✓			☐	
	INFLUENT			G	GW				1		✓		☐	Please send
	INFLUENT			G	GW	3						✓	☐	another Sample
-02	EFFLUENT			G	GW				1	✓			☐	Kit
	EFFLUENT			G	GW				1		✓		☐	
	EFFLUENT			G	GW	3						✓	☐	
													☐	
													☐	
													☐	
													☐	

MA DEP MCP CAM Report? ☐ Yes ☐ No
CT DPH RCP Report? ☐ Yes ☐ No
☐ Standard ☐ No QC ☐ DQA*
☐ ASP A* ☐ ASP B*
☐ NJ Reduced* ☐ NJ Full*
☐ Tier II* ☐ Tier IV*
☒ Other: CAT A
State-specific reporting standards:

Relinquished by:	Received by:	Date:	Time:	Temp °C
Michael C Allen Jr				Observed: 4.1
Mike	[signature]	4/19/18	930	Correction Factor: 0
				Corrected: 4.1
				IR ID #: 02

☒ EDD format: PDF
☒ E-mail to: msteffan@ene.com

Condition upon receipt: Custody Seals: ☒ Present ☒ Intact ☐ Broken
☐ Ambient ☒ Iced ☐ Refrigerated ☐ DI VOA Frozen ☐ Soil Jar Frozen

Attachment C
Excerpts from the Groundwater Pumping Wells Analytical Report from Spectrum Analytical Laboratories

Analytical Data Package Work Order ID: SC45900
Sampled by IEG: April 18, 2018
Report Received: April 26, 2018

eurofins | Spectrum Analytical

☑ Final Report
☐ Revised Report

Report Date:
26-Apr-18 13:19

Laboratory Report
SC45900

Ecology and Environment, Inc.
368 Pleasant View Drive
Lancaster, NY 14086
Attn: Mike Steffan

Project: Mr. C's - East Aurora, NY
Project #: 1703074.0011

I attest that the information contained within the report has been reviewed for accuracy and checked against the quality control requirements for each method. These results relate only to the sample(s) as received.
All applicable NELAC requirements have been met.

Massachusetts # M-MA138/MA1110
Connecticut # PH-0777
Florida # E87936
Maine # MA138
New Hampshire # 2972/2538
New Jersey # MA011
New York # 11393
Pennsylvania # 68-04426/68-02924
Rhode Island # LAO00348
USDA # P330-15-00375
Vermont # VT-11393

Authorized by:

Dawn Wojcik
Laboratory Director

Eurofins Spectrum Analytical holds primary NELAC certification in the State of New York for the analytes as indicated with an X in the "Cert." column within this report. Please note that the State of New York does not offer certification for all analytes. Please refer to our website for specific certification holdings in each state.
Please note that this report contains 34 pages of analytical data plus Chain of Custody document(s). When the Laboratory Report is indicated as revised, this report supersedes any previously dated reports for the laboratory ID(s) referenced above. Where this report identifies subcontracted analyses, copies of the subcontractor's test report are available upon request. This report may not be reproduced, except in full, without written approval from Eurofins Spectrum Analytical, Inc.

Eurofins Spectrum Analytical, Inc. is a NELAC accredited laboratory organization and meets NELAC testing standards. Use of the NELAC logo however does not insure that Eurofins Spectrum Analytical, Inc. is currently accredited for the specific method or analyte indicated. Please refer to our 'Quality' web page at www.spectrum-analytical.com for a full listing of our current certifications and fields of accreditation. States in which Eurofins Spectrum Analytical, Inc. holds NELAC certification are New York, New Hampshire, New Jersey, Pennsylvania and Florida. All analytical work for Volatile Organic and Air analysis are transferred to and conducted at our 830 Silver Street location (PA-68-04426).

Please contact the Laboratory or Technical Director at 800-789-9115 with any questions regarding the data contained in this laboratory report.

Sample Summary

Work Order: SC45900

Project: Mr. C's - East Aurora, NY

Project Number: 1703074.0011

Laboratory ID	Client Sample ID	Matrix	Date Sampled	Date Received
SC45900-01	PW-4	Ground Water	18-Apr-18 00:00	19-Apr-18 09:39
SC45900-02	PW-5	Ground Water	18-Apr-18 00:00	19-Apr-18 09:39
SC45900-03	PW-6	Ground Water	18-Apr-18 00:00	19-Apr-18 09:39
SC45900-04	PW-7	Ground Water	18-Apr-18 00:00	19-Apr-18 09:39
SC45900-05	PW-8	Ground Water	18-Apr-18 00:00	19-Apr-18 09:39
SC45900-06	TB	Water	18-Apr-18 00:00	19-Apr-18 09:39

Summary of Hits

Lab ID: SC45900-01 **Client ID:** PW-4

Parameter	Result	Flag	Reporting Limit	Units	Analytical Method
cis-1,2-Dichloroethene	53.5	D	50.0	µg/l	SW846 8260C
Tetrachloroethene	2030	D	50.0	µg/l	SW846 8260C
Trichloroethene	138	D	50.0	µg/l	SW846 8260C

Lab ID: SC45900-02 **Client ID:** PW-5

Parameter	Result	Flag	Reporting Limit	Units	Analytical Method
cis-1,2-Dichloroethene	180	D	50.0	µg/l	SW846 8260C
Tetrachloroethene	2200	D	50.0	µg/l	SW846 8260C
Trichloroethene	72.5	D	50.0	µg/l	SW846 8260C
Vinyl chloride	47.0	J, D	50.0	µg/l	SW846 8260C

Lab ID: SC45900-03 **Client ID:** PW-6

Parameter	Result	Flag	Reporting Limit	Units	Analytical Method
cis-1,2-Dichloroethene	67.5	D	50.0	µg/l	SW846 8260C
Tetrachloroethene	2640	D	50.0	µg/l	SW846 8260C
Trichloroethene	114	D	50.0	µg/l	SW846 8260C

Lab ID: SC45900-04 **Client ID:** PW-7

Parameter	Result	Flag	Reporting Limit	Units	Analytical Method
cis-1,2-Dichloroethene	5880	D	100	µg/l	SW846 8260C
Tetrachloroethene	2840	D	100	µg/l	SW846 8260C
Trichloroethene	419	D	100	µg/l	SW846 8260C
Vinyl chloride	375	D	100	µg/l	SW846 8260C

Lab ID: SC45900-05 **Client ID:** PW-8

Parameter	Result	Flag	Reporting Limit	Units	Analytical Method
cis-1,2-Dichloroethene	302	D	10.0	µg/l	SW846 8260C
Tetrachloroethene	76.0	D	10.0	µg/l	SW846 8260C
Trichloroethene	5.30	J, D	10.0	µg/l	SW846 8260C
Vinyl chloride	32.3	D	10.0	µg/l	SW846 8260C

Please note that because there are no reporting limits associated with hazardous waste characterizations or micro analyses, this summary does not include hits from these analyses if included in this work order.

Sample Identification	Client Project #	Matrix	Collection Date/Time	Received
PW-4	1703074.0011	Ground Water	18-Apr-18 00:00	19-Apr-18
SC45900-01				

CAS No.	Analyte(s)	Result	Flag	Units	*RDL	MDL	Dilution	Method Ref.	Prepared	Analyzed	Analyst	Batch	Cert.
Volatile Organic Compounds													
Volatile Organic Compounds by SW846 8260 Prepared by method SW846 5030 Water MS			GS1										
76-13-1	1,1,2-Trichlorotrifluoroethane (Freon 113)	< 50.0	U, D	µg/l	50.0	26.6	50	SW846 8260C	23-Apr-18	23-Apr-18	GMA	1805478	X
67-64-1	Acetone	< 500	U, D	µg/l	500	40.2	50	"	"	"	"	"	X
71-43-2	Benzene	< 50.0	U, D	µg/l	50.0	14.2	50	"	"	"	"	"	X
75-27-4	Bromodichloromethane	< 25.0	U, D	µg/l	25.0	20.8	50	"	"	"	"	"	X
75-25-2	Bromoform	< 50.0	U, D	µg/l	50.0	21.2	50	"	"	"	"	"	X
74-83-9	Bromomethane	< 100	U, D	µg/l	100	44.8	50	"	"	"	"	"	X
78-93-3	2-Butanone (MEK)	< 100	U, D	µg/l	100	53.5	50	"	"	"	"	"	X
75-15-0	Carbon disulfide	< 100	U, D	µg/l	100	20.6	50	"	"	"	"	"	X
56-23-5	Carbon tetrachloride	< 50.0	U, D	µg/l	50.0	21.8	50	"	"	"	"	"	X
108-90-7	Chlorobenzene	< 50.0	U, D	µg/l	50.0	12.4	50	"	"	"	"	"	X
75-00-3	Chloroethane	< 100	U, D	µg/l	100	29.4	50	"	"	"	"	"	X
67-66-3	Chloroform	< 50.0	U, D	µg/l	50.0	16.3	50	"	"	"	"	"	X
74-87-3	Chloromethane	< 100	U, D	µg/l	100	18.4	50	"	"	"	"	"	X
96-12-8	1,2-Dibromo-3-chloropropane	< 100	U, D	µg/l	100	43.2	50	"	"	"	"	"	X
124-48-1	Dibromochloromethane	< 25.0	U, D	µg/l	25.0	15.8	50	"	"	"	"	"	X
106-93-4	1,2-Dibromoethane (EDB)	< 25.0	U, D	µg/l	25.0	10.1	50	"	"	"	"	"	X
95-50-1	1,2-Dichlorobenzene	< 50.0	U, D	µg/l	50.0	13.8	50	"	"	"	"	"	X
541-73-1	1,3-Dichlorobenzene	< 50.0	U, D	µg/l	50.0	15.7	50	"	"	"	"	"	X
106-46-7	1,4-Dichlorobenzene	< 50.0	U, D	µg/l	50.0	13.6	50	"	"	"	"	"	X
75-71-8	Dichlorodifluoromethane (Freon12)	< 100	U, D	µg/l	100	29.2	50	"	"	"	"	"	X
75-34-3	1,1-Dichloroethane	< 50.0	U, D	µg/l	50.0	16.2	50	"	"	"	"	"	X
107-06-2	1,2-Dichloroethane	< 50.0	U, D	µg/l	50.0	13.8	50	"	"	"	"	"	X
75-35-4	1,1-Dichloroethene	< 50.0	U, D	µg/l	50.0	34.6	50	"	"	"	"	"	X
156-59-2	cis-1,2-Dichloroethene	**53.5**	D	µg/l	50.0	16.4	50	"	"	"	"	"	X
156-60-5	trans-1,2-Dichloroethene	< 50.0	U, D	µg/l	50.0	18.8	50	"	"	"	"	"	X
78-87-5	1,2-Dichloropropane	< 50.0	U, D	µg/l	50.0	14.6	50	"	"	"	"	"	X
10061-01-5	cis-1,3-Dichloropropene	< 25.0	U, D	µg/l	25.0	18.0	50	"	"	"	"	"	X
10061-02-6	trans-1,3-Dichloropropene	< 25.0	U, D	µg/l	25.0	17.4	50	"	"	"	"	"	X
100-41-4	Ethylbenzene	< 50.0	U, D	µg/l	50.0	16.4	50	"	"	"	"	"	X
591-78-6	2-Hexanone (MBK)	< 100	U, D	µg/l	100	26.4	50	"	"	"	"	"	X
98-82-8	Isopropylbenzene	< 50.0	U, D	µg/l	50.0	18.0	50	"	"	"	"	"	X
1634-04-4	Methyl tert-butyl ether	< 50.0	U, D	µg/l	50.0	11.8	50	"	"	"	"	"	X
108-10-1	4-Methyl-2-pentanone (MIBK)	< 100	U, D	µg/l	100	25.8	50	"	"	"	"	"	X
75-09-2	Methylene chloride	< 100	U, D	µg/l	100	33.0	50	"	"	"	"	"	X
100-42-5	Styrene	< 50.0	U, D	µg/l	50.0	20.2	50	"	"	"	"	"	X
79-34-5	1,1,2,2-Tetrachloroethane	< 25.0	U, D	µg/l	25.0	16.5	50	"	"	"	"	"	X
127-18-4	Tetrachloroethene	**2,030**	D	µg/l	50.0	28.5	50	"	"	"	"	"	X
108-88-3	Toluene	< 50.0	U, D	µg/l	50.0	15.0	50	"	"	"	"	"	X
120-82-1	1,2,4-Trichlorobenzene	< 50.0	U, D	µg/l	50.0	18.9	50	"	"	"	"	"	X
71-55-6	1,1,1-Trichloroethane	< 50.0	U, D	µg/l	50.0	25.4	50	"	"	"	"	"	X
79-00-5	1,1,2-Trichloroethane	< 50.0	U, D	µg/l	50.0	16.5	50	"	"	"	"	"	X
79-01-6	Trichloroethene	**138**	D	µg/l	50.0	24.8	50	"	"	"	"	"	X

Sample Identification	Client Project #	Matrix	Collection Date/Time	Received
PW-4	1703074.0011	Ground Water	18-Apr-18 00:00	19-Apr-18
SC45900-01				

CAS No.	*Analyte(s)*	*Result*	*Flag*	*Units*	**RDL*	*MDL*	*Dilution*	*Method Ref.*	*Prepared*	*Analyzed*	*Analyst*	*Batch*	*Cert.*
Volatile Organic Compounds													
Volatile Organic Compounds by SW846 8260			GS1										
75-01-4	Vinyl chloride	< 50.0	U, D	µg/l	50.0	23.6	50	SW846 8260C	23-Apr-18	23-Apr-18	GMA	1805478	X
1330-20-7	Total Xylenes	< 150	U, D	µg/l	150	150	50	"	"	"	"	"	X
110-82-7	Cyclohexane	< 250	U, D	µg/l	250	39.4	50	"	"	"	"	"	X
79-20-9	Methyl acetate	< 250	U, D	µg/l	250	32.4	50	"	"	"	"	"	X
108-87-2	Methylcyclohexane	< 250	U, D	µg/l	250	37.1	50	"	"	"	"	"	X
Surrogate recoveries:													
460-00-4	*4-Bromofluorobenzene*	*93*			*70-130 %*			"	"	"	"	"	
2037-26-5	*Toluene-d8*	*95*			*70-130 %*			"	"	"	"	"	
17060-07-0	*1,2-Dichloroethane-d4*	*88*			*70-130 %*			"	"	"	"	"	
1868-53-7	*Dibromofluoromethane*	*94*			*70-130 %*			"	"	"	"	"	

Sample Identification	Client Project #	Matrix	Collection Date/Time	Received
PW-5	1703074.0011	Ground Water	18-Apr-18 00:00	19-Apr-18
SC45900-02				

CAS No.	Analyte(s)	Result	Flag	Units	*RDL	MDL	Dilution	Method Ref.	Prepared	Analyzed	Analyst	Batch	Cert.
Volatile Organic Compounds													
Volatile Organic Compounds by SW846 8260 Prepared by method SW846 5030 Water MS			GS1										
76-13-1	1,1,2-Trichlorotrifluoroethane (Freon 113)	< 50.0	U, D	µg/l	50.0	26.6	50	SW846 8260C	23-Apr-18	23-Apr-18	GMA	1805478	X
67-64-1	Acetone	< 500	U, D	µg/l	500	40.2	50	"	"	"	"	"	X
71-43-2	Benzene	< 50.0	U, D	µg/l	50.0	14.2	50	"	"	"	"	"	X
75-27-4	Bromodichloromethane	< 25.0	U, D	µg/l	25.0	20.8	50	"	"	"	"	"	X
75-25-2	Bromoform	< 50.0	U, D	µg/l	50.0	21.2	50	"	"	"	"	"	X
74-83-9	Bromomethane	< 100	U, D	µg/l	100	44.8	50	"	"	"	"	"	X
78-93-3	2-Butanone (MEK)	< 100	U, D	µg/l	100	53.5	50	"	"	"	"	"	X
75-15-0	Carbon disulfide	< 100	U, D	µg/l	100	20.6	50	"	"	"	"	"	X
56-23-5	Carbon tetrachloride	< 50.0	U, D	µg/l	50.0	21.8	50	"	"	"	"	"	X
108-90-7	Chlorobenzene	< 50.0	U, D	µg/l	50.0	12.4	50	"	"	"	"	"	X
75-00-3	Chloroethane	< 100	U, D	µg/l	100	29.4	50	"	"	"	"	"	X
67-66-3	Chloroform	< 50.0	U, D	µg/l	50.0	16.3	50	"	"	"	"	"	X
74-87-3	Chloromethane	< 100	U, D	µg/l	100	18.4	50	"	"	"	"	"	X
96-12-8	1,2-Dibromo-3-chloropropane	< 100	U, D	µg/l	100	43.2	50	"	"	"	"	"	X
124-48-1	Dibromochloromethane	< 25.0	U, D	µg/l	25.0	15.8	50	"	"	"	"	"	X
106-93-4	1,2-Dibromoethane (EDB)	< 25.0	U, D	µg/l	25.0	10.1	50	"	"	"	"	"	X
95-50-1	1,2-Dichlorobenzene	< 50.0	U, D	µg/l	50.0	13.8	50	"	"	"	"	"	X
541-73-1	1,3-Dichlorobenzene	< 50.0	U, D	µg/l	50.0	15.7	50	"	"	"	"	"	X
106-46-7	1,4-Dichlorobenzene	< 50.0	U, D	µg/l	50.0	13.6	50	"	"	"	"	"	X
75-71-8	Dichlorodifluoromethane (Freon12)	< 100	U, D	µg/l	100	29.2	50	"	"	"	"	"	X
75-34-3	1,1-Dichloroethane	< 50.0	U, D	µg/l	50.0	16.2	50	"	"	"	"	"	X
107-06-2	1,2-Dichloroethane	< 50.0	U, D	µg/l	50.0	13.8	50	"	"	"	"	"	X
75-35-4	1,1-Dichloroethene	< 50.0	U, D	µg/l	50.0	34.6	50	"	"	"	"	"	X
156-59-2	cis-1,2-Dichloroethene	**180**	D	µg/l	50.0	16.4	50	"	"	"	"	"	X
156-60-5	trans-1,2-Dichloroethene	< 50.0	U, D	µg/l	50.0	18.8	50	"	"	"	"	"	X
78-87-5	1,2-Dichloropropane	< 50.0	U, D	µg/l	50.0	14.6	50	"	"	"	"	"	X
10061-01-5	cis-1,3-Dichloropropene	< 25.0	U, D	µg/l	25.0	18.0	50	"	"	"	"	"	X
10061-02-6	trans-1,3-Dichloropropene	< 25.0	U, D	µg/l	25.0	17.4	50	"	"	"	"	"	X
100-41-4	Ethylbenzene	< 50.0	U, D	µg/l	50.0	16.4	50	"	"	"	"	"	X
591-78-6	2-Hexanone (MBK)	< 100	U, D	µg/l	100	26.4	50	"	"	"	"	"	X
98-82-8	Isopropylbenzene	< 50.0	U, D	µg/l	50.0	18.0	50	"	"	"	"	"	X
1634-04-4	Methyl tert-butyl ether	< 50.0	U, D	µg/l	50.0	11.8	50	"	"	"	"	"	X
108-10-1	4-Methyl-2-pentanone (MIBK)	< 100	U, D	µg/l	100	25.8	50	"	"	"	"	"	X
75-09-2	Methylene chloride	< 100	U, D	µg/l	100	33.0	50	"	"	"	"	"	X
100-42-5	Styrene	< 50.0	U, D	µg/l	50.0	20.2	50	"	"	"	"	"	X
79-34-5	1,1,2,2-Tetrachloroethane	< 25.0	U, D	µg/l	25.0	16.5	50	"	"	"	"	"	X
127-18-4	Tetrachloroethene	**2,200**	D	µg/l	50.0	28.5	50	"	"	"	"	"	X
108-88-3	Toluene	< 50.0	U, D	µg/l	50.0	15.0	50	"	"	"	"	"	X
120-82-1	1,2,4-Trichlorobenzene	< 50.0	U, D	µg/l	50.0	18.9	50	"	"	"	"	"	X
71-55-6	1,1,1-Trichloroethane	< 50.0	U, D	µg/l	50.0	25.4	50	"	"	"	"	"	X
79-00-5	1,1,2-Trichloroethane	< 50.0	U, D	µg/l	50.0	16.5	50	"	"	"	"	"	X
79-01-6	Trichloroethene	**72.5**	D	µg/l	50.0	24.8	50	"	"	"	"	"	X

Sample Identification	Client Project #	Matrix	Collection Date/Time	Received
PW-5	1703074.0011	Ground Water	18-Apr-18 00:00	19-Apr-18
SC45900-02				

CAS No.	Analyte(s)	Result	Flag	Units	*RDL	MDL	Dilution	Method Ref.	Prepared	Analyzed	Analyst	Batch	Cert.
Volatile Organic Compounds													
Volatile Organic Compounds by SW846 8260			GS1										
75-01-4	Vinyl chloride	**47.0**	J, D	µg/l	50.0	23.6	50	SW846 8260C	23-Apr-18	23-Apr-18	GMA	1805478	X
1330-20-7	Total Xylenes	< 150	U, D	µg/l	150	150	50	"	"	"	"	"	X
110-82-7	Cyclohexane	< 250	U, D	µg/l	250	39.4	50	"	"	"	"	"	X
79-20-9	Methyl acetate	< 250	U, D	µg/l	250	32.4	50	"	"	"	"	"	X
108-87-2	Methylcyclohexane	< 250	U, D	µg/l	250	37.1	50	"	"	"	"	"	X
Surrogate recoveries:													
460-00-4	*4-Bromofluorobenzene*	*94*			*70-130 %*			"	"	"	"	"	
2037-26-5	*Toluene-d8*	*96*			*70-130 %*			"	"	"	"	"	
17060-07-0	*1,2-Dichloroethane-d4*	*94*			*70-130 %*			"	"	"	"	"	
1868-53-7	*Dibromofluoromethane*	*98*			*70-130 %*			"	"	"	"	"	

Sample Identification	Client Project #	Matrix	Collection Date/Time	Received
PW-6	1703074.0011	Ground Water	18-Apr-18 00:00	19-Apr-18
SC45900-03				

CAS No.	Analyte(s)	Result	Flag	Units	*RDL	MDL	Dilution	Method Ref.	Prepared	Analyzed	Analyst	Batch	Cert.
Volatile Organic Compounds													
Volatile Organic Compounds by SW846 8260 Prepared by method SW846 5030 Water MS			GS1										
76-13-1	1,1,2-Trichlorotrifluoroethane (Freon 113)	< 50.0	U, D	µg/l	50.0	26.6	50	SW846 8260C	24-Apr-18	24-Apr-18	GMA	1805546	X
67-64-1	Acetone	< 500	U, D	µg/l	500	40.2	50	"	"	"	"	"	X
71-43-2	Benzene	< 50.0	U, D	µg/l	50.0	14.2	50	"	"	"	"	"	X
75-27-4	Bromodichloromethane	< 25.0	U, D	µg/l	25.0	20.8	50	"	"	"	"	"	X
75-25-2	Bromoform	< 50.0	U, D	µg/l	50.0	21.2	50	"	"	"	"	"	X
74-83-9	Bromomethane	< 100	U, D	µg/l	100	44.8	50	"	"	"	"	"	X
78-93-3	2-Butanone (MEK)	< 100	U, D	µg/l	100	53.5	50	"	"	"	"	"	X
75-15-0	Carbon disulfide	< 100	U, D	µg/l	100	20.6	50	"	"	"	"	"	X
56-23-5	Carbon tetrachloride	< 50.0	U, D	µg/l	50.0	21.8	50	"	"	"	"	"	X
108-90-7	Chlorobenzene	< 50.0	U, D	µg/l	50.0	12.4	50	"	"	"	"	"	X
75-00-3	Chloroethane	< 100	U, D	µg/l	100	29.4	50	"	"	"	"	"	X
67-66-3	Chloroform	< 50.0	U, D	µg/l	50.0	16.3	50	"	"	"	"	"	X
74-87-3	Chloromethane	< 100	U, D	µg/l	100	18.4	50	"	"	"	"	"	X
96-12-8	1,2-Dibromo-3-chloropropane	< 100	U, D	µg/l	100	43.2	50	"	"	"	"	"	X
124-48-1	Dibromochloromethane	< 25.0	U, D	µg/l	25.0	15.8	50	"	"	"	"	"	X
106-93-4	1,2-Dibromoethane (EDB)	< 25.0	U, D	µg/l	25.0	10.1	50	"	"	"	"	"	X
95-50-1	1,2-Dichlorobenzene	< 50.0	U, D	µg/l	50.0	13.8	50	"	"	"	"	"	X
541-73-1	1,3-Dichlorobenzene	< 50.0	U, D	µg/l	50.0	15.7	50	"	"	"	"	"	X
106-46-7	1,4-Dichlorobenzene	< 50.0	U, D	µg/l	50.0	13.6	50	"	"	"	"	"	X
75-71-8	Dichlorodifluoromethane (Freon12)	< 100	U, D	µg/l	100	29.2	50	"	"	"	"	"	X
75-34-3	1,1-Dichloroethane	< 50.0	U, D	µg/l	50.0	16.2	50	"	"	"	"	"	X
107-06-2	1,2-Dichloroethane	< 50.0	U, D	µg/l	50.0	13.8	50	"	"	"	"	"	X
75-35-4	1,1-Dichloroethene	< 50.0	U, D	µg/l	50.0	34.6	50	"	"	"	"	"	X
156-59-2	cis-1,2-Dichloroethene	**67.5**	D	µg/l	50.0	16.4	50	"	"	"	"	"	X
156-60-5	trans-1,2-Dichloroethene	< 50.0	U, D	µg/l	50.0	18.8	50	"	"	"	"	"	X
78-87-5	1,2-Dichloropropane	< 50.0	U, D	µg/l	50.0	14.6	50	"	"	"	"	"	X
10061-01-5	cis-1,3-Dichloropropene	< 25.0	U, D	µg/l	25.0	18.0	50	"	"	"	"	"	X
10061-02-6	trans-1,3-Dichloropropene	< 25.0	U, D	µg/l	25.0	17.4	50	"	"	"	"	"	X
100-41-4	Ethylbenzene	< 50.0	U, D	µg/l	50.0	16.4	50	"	"	"	"	"	X
591-78-6	2-Hexanone (MBK)	< 100	U, D	µg/l	100	26.4	50	"	"	"	"	"	X
98-82-8	Isopropylbenzene	< 50.0	U, D	µg/l	50.0	18.0	50	"	"	"	"	"	X
1634-04-4	Methyl tert-butyl ether	< 50.0	U, D	µg/l	50.0	11.8	50	"	"	"	"	"	X
108-10-1	4-Methyl-2-pentanone (MIBK)	< 100	U, D	µg/l	100	25.8	50	"	"	"	"	"	X
75-09-2	Methylene chloride	< 100	U, D	µg/l	100	33.0	50	"	"	"	"	"	X
100-42-5	Styrene	< 50.0	U, D	µg/l	50.0	20.2	50	"	"	"	"	"	X
79-34-5	1,1,2,2-Tetrachloroethane	< 25.0	U, D	µg/l	25.0	16.5	50	"	"	"	"	"	X
127-18-4	Tetrachloroethene	**2,640**	D	µg/l	50.0	28.5	50	"	"	"	"	"	X
108-88-3	Toluene	< 50.0	U, D	µg/l	50.0	15.0	50	"	"	"	"	"	X
120-82-1	1,2,4-Trichlorobenzene	< 50.0	U, D	µg/l	50.0	18.9	50	"	"	"	"	"	X
71-55-6	1,1,1-Trichloroethane	< 50.0	U, D	µg/l	50.0	25.4	50	"	"	"	"	"	X
79-00-5	1,1,2-Trichloroethane	< 50.0	U, D	µg/l	50.0	16.5	50	"	"	"	"	"	X
79-01-6	Trichloroethene	**114**	D	µg/l	50.0	24.8	50	"	"	"	"	"	X

Sample Identification	Client Project #	Matrix	Collection Date/Time	Received
PW-6	1703074.0011	Ground Water	18-Apr-18 00:00	19-Apr-18
SC45900-03				

CAS No.	*Analyte(s)*	*Result*	*Flag*	*Units*	**RDL*	*MDL*	*Dilution*	*Method Ref.*	*Prepared*	*Analyzed*	*Analyst*	*Batch*	*Cert.*
Volatile Organic Compounds													
Volatile Organic Compounds by SW846 8260			GS1										
75-01-4	Vinyl chloride	< 50.0	U, D	µg/l	50.0	23.6	50	SW846 8260C	24-Apr-18	24-Apr-18	GMA	1805546	X
1330-20-7	Total Xylenes	< 150	U, D	µg/l	150	150	50	"	"	"	"	"	X
110-82-7	Cyclohexane	< 250	U, D	µg/l	250	39.4	50	"	"	"	"	"	X
79-20-9	Methyl acetate	< 250	U, D	µg/l	250	32.4	50	"	"	"	"	"	X
108-87-2	Methylcyclohexane	< 250	U, D	µg/l	250	37.1	50	"	"	"	"	"	X
Surrogate recoveries:													
460-00-4	*4-Bromofluorobenzene*	*93*			*70-130 %*			"	"	"	"	"	
2037-26-5	*Toluene-d8*	*98*			*70-130 %*			"	"	"	"	"	
17060-07-0	*1,2-Dichloroethane-d4*	*104*			*70-130 %*			"	"	"	"	"	
1868-53-7	*Dibromofluoromethane*	*100*			*70-130 %*			"	"	"	"	"	

Sample Identification	Client Project #	Matrix	Collection Date/Time	Received
PW-7	1703074.0011	Ground Water	18-Apr-18 00:00	19-Apr-18
SC45900-04				

CAS No.	Analyte(s)	Result	Flag	Units	*RDL	MDL	Dilution	Method Ref.	Prepared	Analyzed	Analyst	Batch	Cert.
Volatile Organic Compounds													
Volatile Organic Compounds by SW846 8260 Prepared by method SW846 5030 Water MS			GS1										
76-13-1	1,1,2-Trichlorotrifluoroethane (Freon 113)	< 100	U, D	µg/l	100	53.2	100	SW846 8260C	23-Apr-18	23-Apr-18	GMA	1805478	X
67-64-1	Acetone	< 1000	U, D	µg/l	1000	80.4	100	"	"	"	"	"	X
71-43-2	Benzene	< 100	U, D	µg/l	100	28.4	100	"	"	"	"	"	X
75-27-4	Bromodichloromethane	< 50.0	U, D	µg/l	50.0	41.7	100	"	"	"	"	"	X
75-25-2	Bromoform	< 100	U, D	µg/l	100	42.5	100	"	"	"	"	"	X
74-83-9	Bromomethane	< 200	U, D	µg/l	200	89.6	100	"	"	"	"	"	X
78-93-3	2-Butanone (MEK)	< 200	U, D	µg/l	200	107	100	"	"	"	"	"	X
75-15-0	Carbon disulfide	< 200	U, D	µg/l	200	41.2	100	"	"	"	"	"	X
56-23-5	Carbon tetrachloride	< 100	U, D	µg/l	100	43.7	100	"	"	"	"	"	X
108-90-7	Chlorobenzene	< 100	U, D	µg/l	100	24.9	100	"	"	"	"	"	X
75-00-3	Chloroethane	< 200	U, D	µg/l	200	58.8	100	"	"	"	"	"	X
67-66-3	Chloroform	< 100	U, D	µg/l	100	32.6	100	"	"	"	"	"	X
74-87-3	Chloromethane	< 200	U, D	µg/l	200	36.8	100	"	"	"	"	"	X
96-12-8	1,2-Dibromo-3-chloropropane	< 200	U, D	µg/l	200	86.3	100	"	"	"	"	"	X
124-48-1	Dibromochloromethane	< 50.0	U, D	µg/l	50.0	31.7	100	"	"	"	"	"	X
106-93-4	1,2-Dibromoethane (EDB)	< 50.0	U, D	µg/l	50.0	20.2	100	"	"	"	"	"	X
95-50-1	1,2-Dichlorobenzene	< 100	U, D	µg/l	100	27.7	100	"	"	"	"	"	X
541-73-1	1,3-Dichlorobenzene	< 100	U, D	µg/l	100	31.4	100	"	"	"	"	"	X
106-46-7	1,4-Dichlorobenzene	< 100	U, D	µg/l	100	27.2	100	"	"	"	"	"	X
75-71-8	Dichlorodifluoromethane (Freon12)	< 200	U, D	µg/l	200	58.4	100	"	"	"	"	"	X
75-34-3	1,1-Dichloroethane	< 100	U, D	µg/l	100	32.3	100	"	"	"	"	"	X
107-06-2	1,2-Dichloroethane	< 100	U, D	µg/l	100	27.7	100	"	"	"	"	"	X
75-35-4	1,1-Dichloroethene	< 100	U, D	µg/l	100	69.3	100	"	"	"	"	"	X
156-59-2	cis-1,2-Dichloroethene	**5,880**	D	µg/l	100	32.7	100	"	"	"	"	"	X
156-60-5	trans-1,2-Dichloroethene	< 100	U, D	µg/l	100	37.7	100	"	"	"	"	"	X
78-87-5	1,2-Dichloropropane	< 100	U, D	µg/l	100	29.2	100	"	"	"	"	"	X
10061-01-5	cis-1,3-Dichloropropene	< 50.0	U, D	µg/l	50.0	35.9	100	"	"	"	"	"	X
10061-02-6	trans-1,3-Dichloropropene	< 50.0	U, D	µg/l	50.0	34.7	100	"	"	"	"	"	X
100-41-4	Ethylbenzene	< 100	U, D	µg/l	100	32.9	100	"	"	"	"	"	X
591-78-6	2-Hexanone (MBK)	< 200	U, D	µg/l	200	52.8	100	"	"	"	"	"	X
98-82-8	Isopropylbenzene	< 100	U, D	µg/l	100	36.0	100	"	"	"	"	"	X
1634-04-4	Methyl tert-butyl ether	< 100	U, D	µg/l	100	23.7	100	"	"	"	"	"	X
108-10-1	4-Methyl-2-pentanone (MIBK)	< 200	U, D	µg/l	200	51.5	100	"	"	"	"	"	X
75-09-2	Methylene chloride	< 200	U, D	µg/l	200	66.1	100	"	"	"	"	"	X
100-42-5	Styrene	< 100	U, D	µg/l	100	40.5	100	"	"	"	"	"	X
79-34-5	1,1,2,2-Tetrachloroethane	< 50.0	U, D	µg/l	50.0	33.0	100	"	"	"	"	"	X
127-18-4	Tetrachloroethene	**2,840**	D	µg/l	100	57.0	100	"	"	"	"	"	X
108-88-3	Toluene	< 100	U, D	µg/l	100	29.9	100	"	"	"	"	"	X
120-82-1	1,2,4-Trichlorobenzene	< 100	U, D	µg/l	100	37.8	100	"	"	"	"	"	X
71-55-6	1,1,1-Trichloroethane	< 100	U, D	µg/l	100	50.9	100	"	"	"	"	"	X
79-00-5	1,1,2-Trichloroethane	< 100	U, D	µg/l	100	33.0	100	"	"	"	"	"	X
79-01-6	Trichloroethene	**419**	D	µg/l	100	49.7	100	"	"	"	"	"	X

Sample Identification	Client Project #	Matrix	Collection Date/Time	Received
PW-7	1703074.0011	Ground Water	18-Apr-18 00:00	19-Apr-18
SC45900-04				

CAS No.	*Analyte(s)*	*Result*	*Flag*	*Units*	**RDL*	*MDL*	*Dilution*	*Method Ref.*	*Prepared*	*Analyzed*	*Analyst*	*Batch*	*Cert.*
Volatile Organic Compounds													
Volatile Organic Compounds by SW846 8260			GS1										
75-01-4	Vinyl chloride	**375**	D	µg/l	100	47.2	100	SW846 8260C	23-Apr-18	23-Apr-18	GMA	1805478	X
1330-20-7	Total Xylenes	< 300	U, D	µg/l	300	300	100	"	"	"	"	"	X
110-82-7	Cyclohexane	< 500	U, D	µg/l	500	78.7	100	"	"	"	"	"	X
79-20-9	Methyl acetate	< 500	U, D	µg/l	500	64.7	100	"	"	"	"	"	X
108-87-2	Methylcyclohexane	< 500	U, D	µg/l	500	74.2	100	"	"	"	"	"	X
Surrogate recoveries:													
460-00-4	*4-Bromofluorobenzene*	*94*			*70-130 %*			"	"	"	"	"	
2037-26-5	*Toluene-d8*	*98*			*70-130 %*			"	"	"	"	"	
17060-07-0	*1,2-Dichloroethane-d4*	*101*			*70-130 %*			"	"	"	"	"	
1868-53-7	*Dibromofluoromethane*	*101*			*70-130 %*			"	"	"	"	"	

Sample Identification	Client Project #	Matrix	Collection Date/Time	Received
PW-8	1703074.0011	Ground Water	18-Apr-18 00:00	19-Apr-18
SC45900-05				

CAS No.	Analyte(s)	Result	Flag	Units	*RDL	MDL	Dilution	Method Ref.	Prepared	Analyzed	Analyst	Batch	Cert.
Volatile Organic Compounds													
Volatile Organic Compounds by SW846 8260 Prepared by method SW846 5030 Water MS			GS1										
76-13-1	1,1,2-Trichlorotrifluoroethane (Freon 113)	< 10.0	U, D	µg/l	10.0	5.32	10	SW846 8260C	23-Apr-18	23-Apr-18	GMA	1805478	X
67-64-1	Acetone	< 100	U, D	µg/l	100	8.04	10	"	"	"	"	"	X
71-43-2	Benzene	< 10.0	U, D	µg/l	10.0	2.84	10	"	"	"	"	"	X
75-27-4	Bromodichloromethane	< 5.00	U, D	µg/l	5.00	4.17	10	"	"	"	"	"	X
75-25-2	Bromoform	< 10.0	U, D	µg/l	10.0	4.25	10	"	"	"	"	"	X
74-83-9	Bromomethane	< 20.0	U, D	µg/l	20.0	8.96	10	"	"	"	"	"	X
78-93-3	2-Butanone (MEK)	< 20.0	U, D	µg/l	20.0	10.7	10	"	"	"	"	"	X
75-15-0	Carbon disulfide	< 20.0	U, D	µg/l	20.0	4.12	10	"	"	"	"	"	X
56-23-5	Carbon tetrachloride	< 10.0	U, D	µg/l	10.0	4.37	10	"	"	"	"	"	X
108-90-7	Chlorobenzene	< 10.0	U, D	µg/l	10.0	2.49	10	"	"	"	"	"	X
75-00-3	Chloroethane	< 20.0	U, D	µg/l	20.0	5.88	10	"	"	"	"	"	X
67-66-3	Chloroform	< 10.0	U, D	µg/l	10.0	3.26	10	"	"	"	"	"	X
74-87-3	Chloromethane	< 20.0	U, D	µg/l	20.0	3.68	10	"	"	"	"	"	X
96-12-8	1,2-Dibromo-3-chloropropane	< 20.0	U, D	µg/l	20.0	8.63	10	"	"	"	"	"	X
124-48-1	Dibromochloromethane	< 5.00	U, D	µg/l	5.00	3.17	10	"	"	"	"	"	X
106-93-4	1,2-Dibromoethane (EDB)	< 5.00	U, D	µg/l	5.00	2.02	10	"	"	"	"	"	X
95-50-1	1,2-Dichlorobenzene	< 10.0	U, D	µg/l	10.0	2.77	10	"	"	"	"	"	X
541-73-1	1,3-Dichlorobenzene	< 10.0	U, D	µg/l	10.0	3.14	10	"	"	"	"	"	X
106-46-7	1,4-Dichlorobenzene	< 10.0	U, D	µg/l	10.0	2.72	10	"	"	"	"	"	X
75-71-8	Dichlorodifluoromethane (Freon12)	< 20.0	U, D	µg/l	20.0	5.84	10	"	"	"	"	"	X
75-34-3	1,1-Dichloroethane	< 10.0	U, D	µg/l	10.0	3.23	10	"	"	"	"	"	X
107-06-2	1,2-Dichloroethane	< 10.0	U, D	µg/l	10.0	2.77	10	"	"	"	"	"	X
75-35-4	1,1-Dichloroethene	< 10.0	U, D	µg/l	10.0	6.93	10	"	"	"	"	"	X
156-59-2	cis-1,2-Dichloroethene	**302**	D	µg/l	10.0	3.27	10	"	"	"	"	"	X
156-60-5	trans-1,2-Dichloroethene	< 10.0	U, D	µg/l	10.0	3.77	10	"	"	"	"	"	X
78-87-5	1,2-Dichloropropane	< 10.0	U, D	µg/l	10.0	2.92	10	"	"	"	"	"	X
10061-01-5	cis-1,3-Dichloropropene	< 5.00	U, D	µg/l	5.00	3.59	10	"	"	"	"	"	X
10061-02-6	trans-1,3-Dichloropropene	< 5.00	U, D	µg/l	5.00	3.47	10	"	"	"	"	"	X
100-41-4	Ethylbenzene	< 10.0	U, D	µg/l	10.0	3.29	10	"	"	"	"	"	X
591-78-6	2-Hexanone (MBK)	< 20.0	U, D	µg/l	20.0	5.28	10	"	"	"	"	"	X
98-82-8	Isopropylbenzene	< 10.0	U, D	µg/l	10.0	3.60	10	"	"	"	"	"	X
1634-04-4	Methyl tert-butyl ether	< 10.0	U, D	µg/l	10.0	2.37	10	"	"	"	"	"	X
108-10-1	4-Methyl-2-pentanone (MIBK)	< 20.0	U, D	µg/l	20.0	5.15	10	"	"	"	"	"	X
75-09-2	Methylene chloride	< 20.0	U, D	µg/l	20.0	6.61	10	"	"	"	"	"	X
100-42-5	Styrene	< 10.0	U, D	µg/l	10.0	4.05	10	"	"	"	"	"	X
79-34-5	1,1,2,2-Tetrachloroethane	< 5.00	U, D	µg/l	5.00	3.30	10	"	"	"	"	"	X
127-18-4	Tetrachloroethene	**76.0**	D	µg/l	10.0	5.70	10	"	"	"	"	"	X
108-88-3	Toluene	< 10.0	U, D	µg/l	10.0	2.99	10	"	"	"	"	"	X
120-82-1	1,2,4-Trichlorobenzene	< 10.0	U, D	µg/l	10.0	3.78	10	"	"	"	"	"	X
71-55-6	1,1,1-Trichloroethane	< 10.0	U, D	µg/l	10.0	5.09	10	"	"	"	"	"	X
79-00-5	1,1,2-Trichloroethane	< 10.0	U, D	µg/l	10.0	3.30	10	"	"	"	"	"	X
79-01-6	Trichloroethene	**5.30**	J, D	µg/l	10.0	4.97	10	"	"	"	"	"	X

Sample Identification	Client Project #	Matrix	Collection Date/Time	Received
PW-8	1703074.0011	Ground Water	18-Apr-18 00:00	19-Apr-18
SC45900-05				

CAS No.	Analyte(s)	Result	Flag	Units	*RDL	MDL	Dilution	Method Ref.	Prepared	Analyzed	Analyst	Batch	Cert.
Volatile Organic Compounds													
Volatile Organic Compounds by SW846 8260			GS1										
75-01-4	Vinyl chloride	**32.3**	D	µg/l	10.0	4.72	10	SW846 8260C	23-Apr-18	23-Apr-18	GMA	1805478	X
1330-20-7	Total Xylenes	< 30.0	U, D	µg/l	30.0	30.0	10	"	"	"	"	"	X
110-82-7	Cyclohexane	< 50.0	U, D	µg/l	50.0	7.87	10	"	"	"	"	"	X
79-20-9	Methyl acetate	< 50.0	U, D	µg/l	50.0	6.47	10	"	"	"	"	"	X
108-87-2	Methylcyclohexane	< 50.0	U, D	µg/l	50.0	7.42	10	"	"	"	"	"	X
Surrogate recoveries:													
460-00-4	*4-Bromofluorobenzene*	*93*			*70-130 %*			"	"	"	"	"	
2037-26-5	*Toluene-d8*	*97*			*70-130 %*			"	"	"	"	"	
17060-07-0	*1,2-Dichloroethane-d4*	*104*			*70-130 %*			"	"	"	"	"	
1868-53-7	*Dibromofluoromethane*	*100*			*70-130 %*			"	"	"	"	"	

SC45900 Rev.

eurofins | Spectrum Analytical

CHAIN OF CUSTODY RECORD

Page 1 of 1

Special Handling:

- [x] Standard TAT - 7 to 10 business days
- [ ] Rush TAT - Date Needed: _____

All TATs subject to laboratory approval
Min. 24-hr notification needed for rushes
Samples disposed after 30 days unless otherwise instructed.

Report To: E&E Inc
368 Pleasantview Dr
Lancaster, NY 14086

Telephone #: (716) 684-8060
Project Mgr: Mike Steffan

Invoice To: E&E, Inc

P.O No.: _____ Quote #: _____

Project No: _____
Site Name: Mr Cs @M&M
Location: East Aurora State: NY
Sampler(s): R. Allen

F=Field Filtered 1=Na_2S2O_3 2=HCl 3=H_2SO_4 4=HNO_3 5=NaOH 6=Ascorbic Acid
7=CH3OH 8=$NaHSO_4$ 9=Deionized Water 10=H_3PO_4 11=_____ 12=_____

List Preservative Code below:

DW=Drinking Water GW=Groundwater SW=Surface Water WW=Waste Water
O=Oil SO=Soil SL=Sludge A=Indoor/Ambient Air SG=Soil Gas
X1=_____ X2=_____ X3=_____

G= Grab C=Compsite

Lab ID:	Sample ID:	Date:	Time:	Type	Matrix	Containers: # of VOA Vials	# of Amber Glass	# of Clear Glass	# of Plastic	Analysis: VOCs	Check if chlorinated
SC45900-01	PW-4	Apr 18, 2018		G	GW	3				✓	☐
02	PW-5			G	GW	3				✓	☐
03	PW-6			G	GW	3				✓	☐
04	PW-7			G	GW	3				✓	☐
05	PW-8			G	GW	3				✓	☐
06	TB			G	GW	2				✓	☐
											☐
											☐
											☐
											☐

QA/QC Reporting Notes:
* additional charges may appply

MA DEP MCP CAM Report? ☐ Yes ☐ No
CT DPH RCP Report? ☐ Yes ☐ No
☐ Standard ☐ No QC ☐ DQA*
☐ ASP A* ☐ ASP B*
☐ NJ Reduced* ☐ NJ Full*
☐ Tier II* ☐ Tier IV*
☒ Other: CAT A
State-specific reporting standards:

Relinquished by:	Received by:	Date:	Time:	Temp °C
Richard C Allen Jr				Observed: 5.3
Fedex	[signature]	4/19/18	939	Correction Factor: 0
				Corrected: 5.3
				IR ID #: 08

☒ EDD format: PDF
☒ E-mail to: msteffan@ene.com

Condition upon receipt: Custody Seals: ☐ Present ☒ Intact ☐ Broken
☐ Ambient ☐ Iced ☐ Refrigerated ☐ DI VOA Frozen ☐ Soil Jar Frozen

Attachment D
Summary of Site Utility Costs and Projections
January to December 2018

Mr. C's Dry Cleaners Site - Remedial Treatment Utility Costs
NYSDEC Work Assignment #10C3074.0011.11
12 Months of System Operation and Maintenance
April 2018 Report

ATTACHMENT D

Utility Budget:	Electric:	$25,300.00
	Telephone:	$540.00
	Gas	$1,120.00
	Total:	$26,960.00

Gas and Electric

Utility Provider	Account #	E&E Cost Center	Description	Jan-2018	Feb-2018	Mar-2018	Apr-2018	May-2018	Jun-2018
New York State E&G	1001-0310-422	EN-003229-0001-03TTO	Mr. C's Electric Costs	$ 1,314.70	$ 1,124.10	$ 975.14	$ 1,077.67		
New York State E&G	76-311-11-015900-18								
National Fuel Gas	5819628-05	EN-003229-0001-03TTO	Mr. C's Natural Gas Costs	$ 81.72	$ 62.46	$ 65.75	$ 68.44		
			Totals	**$ 1,396.42**	**$ 1,186.56**	**$ 1,040.89**	**$ 1,146.11**	**$ -**	**$ -**
				Jul-2018	**Aug-2018**	**Sep-2018**	**Oct-2018**	**Nov-2018**	**Dec-2018**
			Mr. C's Electric Costs						
			Mr. C's Natural Gas Costs						
			Totals	**$ -**	**$ -**	**$ -**	**$ -**	**$ -**	**$ -**

Electric - Mr. C's	**$**	**4,491.61**
Natural Gas - Mr. C's	**$**	**278.37**
Grand Total - NYSE&G/National Fuel Gas Costs To Date	**$**	**4,769.98**

Notes:

Overbilled natural gas costs - no charges

Estimated Reading

Telephone

Utility Provider	Phone #	E&E Cost Center	Location Description	Jan-2018	Feb-2018	Mar-2018	Apr-2018	May-2018	Jun-2018
Granite Telecommunications				$ 41.09	$ 41.09	$ 41.09	$ 41.09		
Account # 01890582	866-874-5500	EN-003229-0001-03TTO	Mr. C's Telephone Costs	**Jul-2018**	**Aug-2018**	**Sep-2018**	**Oct-2018**	**Nov-2018**	**Dec-2018**

Verizon Costs to Date - Mr. C's	**$**	**164.36**

Grand Total All Utilities To Date	**$**	**4,934.34**

Monthly Average Costs

Mr. C's Electric	$	1,122.90
Mr. C's Gas	$	69.59
Mr. C's Telephone	$	41.09
Average Utility Cost Total	**$**	**1,233.59**
12 Month Estimate	**$**	**14,803.02**

Budget Remaining:	Electric:	$20,808.39
	Telephone:	$375.64
	Gas	$841.63
	Total:	$22,025.66

ecology and environment engineering, p.c.
International Specialists in the Environment
BUFFALO CORPORATE CENTER
368 Pleasant View Drive
Lancaster, New York 14086
Tel: (716) 684-8060, Fax: (716) 684-0844

July 9, 2018

Ms. Pranavi Ghugare, Project Manager
New York State Department of Environmental Conservation
Division of Environmental Remediation
625 Broadway, 12th Floor
Albany, New York 12233 - 7013

Re: Mr. C's Dry Cleaners Site, Contract # D007617, Site # 915157
May/June 2018 Operations, Maintenance, and Monitoring Report

Dear Ms. Ghugare:

Ecology and Environment Engineering, P.C. (EEEPC) is pleased to provide the May/June 2018 Operations, Maintenance, and Monitoring (OM&M) Report for the Mr. C's Dry Cleaners Site, NYSDEC Site # 915157, located in the Village of East Aurora, New York.

During the May 2018 reporting period, the treatment system was in operation from April 18 to June 4, 2018. During the June 2018 reporting period, the treatment system was in operation from June 4 to June 28, 2018. The monthly OM&M sampling for May was performed on June 4, 2018, and results were received from SAI on June 7, 2018. Influent/effluent samples showed that the discharge effluent concentrations for cis-1,2-dichloroethene exceeded the SPDES Equivalency permit requirements of 10 µg/L. As a result, corrective actions (i.e., cleaning of air stripper trays, adjusting differential pressures in the air stripper, etc.) were performed between June 19 and 21, 2018 in accordance with the site approved SMP. On June 28, 2018, additional influent/effluent samples were taken from the treatment system to confirm whether or not corrective actions were effective in meeting SPDES Equivalency permit requirements (see Attachment B). As confirmed by the analytical sampling results, corrective actions were effective, and effluent criteria were met for all contaminants. A summary of field activities prepared by EEEPC's subcontractor, IYER Environmental Group, PLLC (IEG), is provided in Attachment A.

In response to the 2017 Periodic Review Report, NYSDEC requested on March 6, 2018 that the east pumping wells (RW-1, PW-2, and PW-3) remain off while the pumping wells to the west of Whaley Avenue (PW-4, PW-5, PW-6, PW-7, and PW-8) remain on. Additionally, it was requested that testing of the groundwater from the pumping wells in operation be performed on a quarterly schedule. Testing of these pumping wells began in April 2018, and shall be performed again in July 2018. Subsequent testing of the groundwater from the pumping wells shall occur in October 2018 and January 2019.

Selected pages from the groundwater treatment system analytical data packages prepared by Spectrum Analytical Inc. (SAI), Warwick, Rhode Island, are provided as Attachments B and C, respectively. The current annual site utility cost information is provided in Attachment D.

In review of the on-site treatment system operations, monitoring and maintenance from IEG for May and June 2018, EEEPC offers the following comments and highlights:

Operational Summary:

- Based on inspection reports prepared by IEG, the remedial treatment system for the period of April 18 through June 4, 2018, had a 100% operational up-time, and the treatment of contaminated groundwater during that period totaled 242,989 gallons. The remedial treatment system for the period of June 4 through June 28, 2018, had a 91.67% operational up-time, and the treatment of contaminated groundwater during that period totaled 104,925 gallons. The treated effluent water and operational up-time can be seen in Table 1.
- The compliance samples from June 4, 2018 had discharge effluent concentrations of cis-1,2-dichloroethene above SPDES Equivalency permit requirements of 10 µg/L. The discharge effluent concentrations for methyl tert-butyl ether, trichloroethene, tetrachloroethene, and vinyl chloride were below the daily SPDES Equivalency permit requirements of 10 µg/L for each contaminant. All other requirements of the SPDES Equivalency permit were also met. The effluent results for June 4, 2018 are provided in Table 2.
- The compliance samples from June 28, 2018 had discharge effluent concentrations for cis-1,2-dichloroethene, methyl tert-butyl ether, trichloroethene, tetrachloroethene, and vinyl chloride below the daily SPDES Equivalency permit requirements of 10 µg/L for each contaminant. All other requirements of the SPDES Equivalency permit were also met. The effluent results for June 28, 2018 are provided in Table 2.
- The analytical summary results of the June 4, 2018 samples revealed the total volatile organic contaminant concentrations of the influent to be 4,521 µg/L. In review of the effluent concentrations, the total volatile organic contaminant concentrations were 61.60 µg/L. The analytical summary results of the June 28, 2018 samples revealed the total volatile organic contaminant concentrations of the influent to be 4,695 µg/L. In review of the effluent concentrations, the total volatile organic contaminant concentrations were 6.65 µg/L. The summary of influent and effluent contaminant concentrations for the May and June 2018 sampling are presented in Table 3. Figure 1 shows the influent and effluent VOC concentrations during each sampling event in 2017 and 2018.
- The Mr. C's treatment system based on the total flows from the uptime operations, removed 13.61 lbs. of targeted contaminants from the groundwater in May 2018 and 4.10 lbs. of targeted contaminants in June 2018. The cleanup effectiveness for May and June 2018 was 98.64% and 99.86%,respectively. The calculations and data for these months are presented in Table 3. The mass of VOCs removed each month throughout 2017 and 2018 is shown in Figure 2.

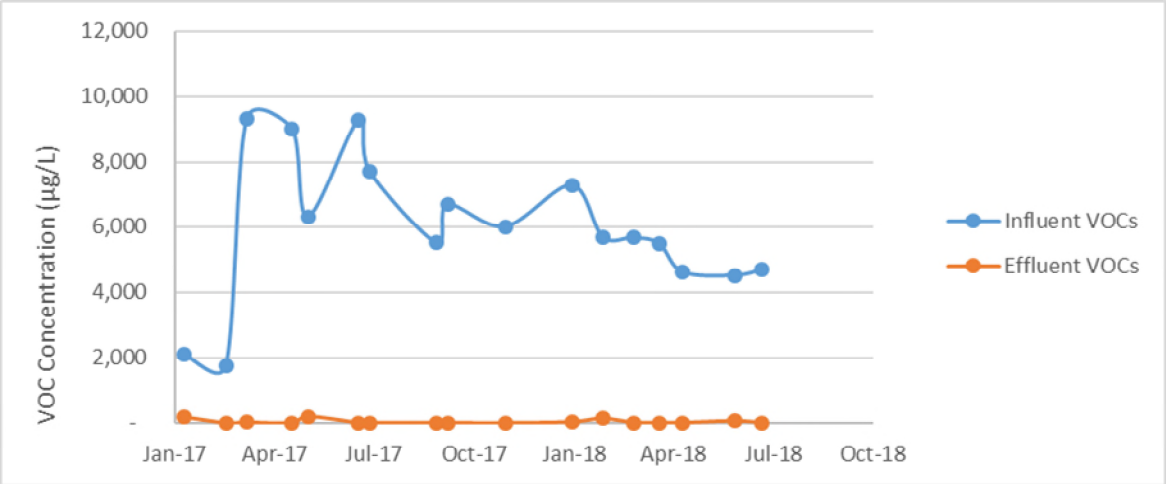

Figure 1: Influent and Effluent VOC concentrations during each sampling event in 2017 and 2018.

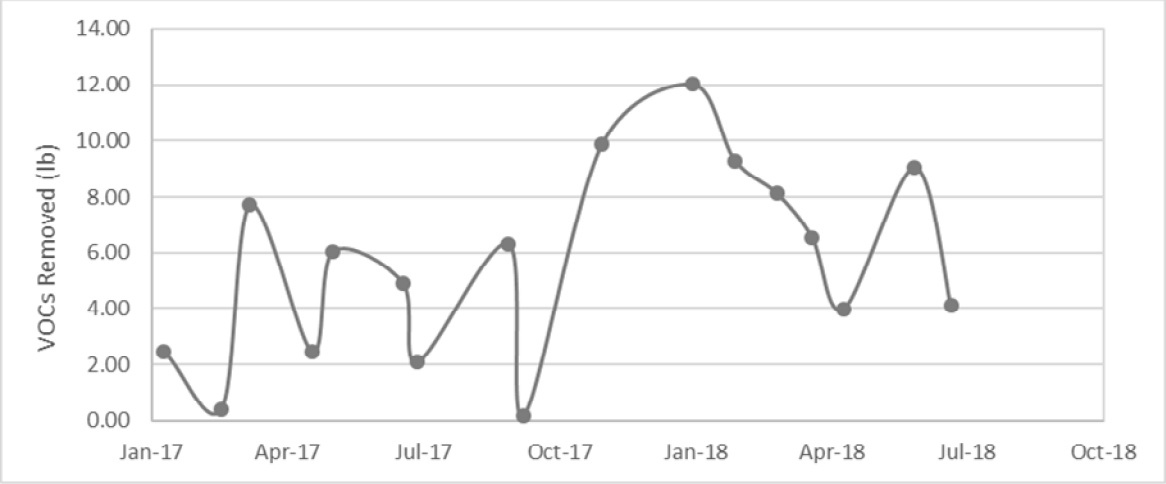

Figure 2: The mass of VOCs removed each month throughout 2017 and 2018.

Subslab Depressurization Systems (SSDS):

- SSDS installation designs at 23 and 31 Paine Street are currently in progress.

Status of RSO and Pulsed Pumping Work Plan:

- In response to the 2017 Periodic Review Report, NYSDEC requested on March 6, 2018 that the pumping wells to the east of Whaley Avenue (i.e. RW-1, PW-2, and PW-3) remain off while the pumping wells to the west of Whaley Avenue (i.e. PW-4, PW-5, PW-6, PW-7, and PW-8) remain on. These pumping wells were re-activated on November 8, 2017 due to higher concentrations of VOCs found in the wells.

If you have questions regarding the May and June 2018 OM&M report summary, please do not hesitate to contact me at 716-684-8060.

Very Truly Yours,
Ecology and Environment Engineering, P. C.

Ashlee Patnode

Ashlee Patnode
Project Manager

cc: D. Szymanski, Region 9, NYSDEC – Buffalo w/ attachments
D. Iyer, IEG w/ attachments
M. Mooney, EEEPC Buffalo w/ attachments
CTF - 10C3074.0011.11

Table 1
Mr. C's Dry Cleaners Site Remediation
Site #915157
System Operation and Management

Month	Sample Date	Up-time (Reporting Period)		Treated Effluent (gallon)	VOC Removal		
		Reporting Hours	Operational Up-time		Influent VOCs (µg/L)	Effluent VOCs(µg/L)	VOCs Removed (lbs.)
(Treatment System Up-time from 9/5/02 to 01/08/18)		**118,453.50**	**91.67%**	**131,261,841**	**NA**	**NA**	**1,680.06**
January 8, 2018 - February 5,2018	February 5, 2018	672	100.00%	200,566	5695.00	136.76	9.30
February 5, 2018 - March 5,2018	March 5, 2018	624	92.86%	171,953	5670.00	12.76	8.12
March 5, 2018 - March 28, 2018	March 28, 2018	552	100.00%	143,120	5494.50	7.44	6.55
March 28, 2018 - April 18, 2018	April 18, 2018	504	100.00%	103,015	4625.00	6.32	3.97
April 18, 2018 - June 4, 2018	June 4, 2018	1128	100.00%	242,989	4521.50	61.60	9.04
June 4, 2018 - June 28, 2018	June 28, 2018	528	91.67%	104,925	4695.00	6.65	4.10
Total in 2017		**4,008.00**	**97.66%**	**966,568**	**30,701.00**	**231.53**	**41.09**
Total from startup		**122,461.50**	**91.85%**	**132,228,409**	**NA**	**NA**	**1,721.15**

NOTES:

1. Up-time based as percentage of total reporting hours.
2. Treatment system operated by Iyer Environmental Group from 07/07/2016 to present.
3. VOC removal calculations are based on monthly water samples and assumes samples are representative of the entire reporting period.
4. VOC removal calculations assume that non-detect values = 0 ug/L.
5. Total VOCs summations include estimated "J" values.
6. VOC removal calculations are based on effluent totalizer readings.
7. "Influent VOCs" and "Effluent VOCs" values given above is the summation of values for individual compounds given in monthly analytical reports.
8. Unit conversion: 1 pound = 453.5924 grams, 1 gallon = 3.785 liters
9. Formula for the VOC removal calculation:

$(VOCs_{Influent} - VOCs_{Effluent})(ug/L) \cdot (1g/10^6 ug) \cdot (1\ lb/453.5924\ g) \cdot (Monthly\ process\ water)(gal) \cdot (3.785\ L/gallon)$

Table 2
Mr. C's Dry Cleaners Site Remediation
Site #915157
Effluent Discharge Criteria & Analytical Compliance Results

Parameter/Analyte	Daily Maximum[1]	Units	June 4, 2018 Effluent Analytical Values Compliance Sample	June 28, 2018 Effluent Analytical Values Corrective Action Sample
Flow (Average)[2]	N/A	gpd	5,170	4,769
pH	6.0 - 9.0	standard units	8.52	N/A
1,1 Dichloroethene	10	µg/L	ND	ND
1,1 Dichloroethane	10	µg/L	ND	ND
cis-1,2-dichloroethene	10	µg/L	21.3	0.65 J
Trichloroethene	10	µg/L	1.57	ND
Tetrachloroethene	10	µg/L	5.36	ND
Vinyl Chloride	10	µg/L	ND	ND
Benzene	5	µg/L	ND	ND
Ethylbenzene	5	µg/L	ND	ND
Methylene Chloride	10	µg/L	ND	ND
1,1,1 Trichloroethane	10	µg/L	ND	ND
Toluene	5	µg/L	ND	ND
Methyl-t-Butyl Ether (MTBE)	NA	ug/L	0.67 J	ND
o-Xylene[3]	5	µg/L	ND	ND
m, p-Xylene[3]	10	µg/L	ND	ND
Total Xylenes	NA	ug/L	ND	ND
Iron, total[5]	600	µg/L	NA[5]	NA[5]
Aluminum[5]	4,000	µg/L	NA[5]	NA[5]
Copper[5]	48	µg/L	NA[5]	NA[5]
Lead[5]	11	µg/L	NA[5]	NA[5]
Manganese[5]	2,000	µg/L	NA[5]	NA[5]
Silver[5]	100	µg/L	NA[5]	NA[5]
Vanadium[5]	28	µg/L	NA[5]	NA[5]
Zinc[5]	230	µg/L	NA[5]	NA[5]
Total Dissolved Solids[5]	850	mg/L	NA[5]	NA[5]
Total Suspended Solids[5]	20	mg/L	NA[5]	NA[5]
Hardness	N/A		502	N/A
Cyanide, Free[5]	10	µg/L	NA[5]	NA[5]

NOTES:

1. "Daily Maximum" excerpted from Attachment E of Addendum 1 to the Construction Contract Documents dated October 2000.
2. The effluent samples taken on June 4, 2018 exceeded the NYSDEC effluent discharge requirements for cis-1,2-dichloroethene. As a result, corrective actions were taken, and effluent samples were taken on June 28, 2018 to confirm whether or not the corrective actions were successfull in meeting the NYSDEC effluent discharge requirements.
3. Average flows based on effluent readings:
   April 18, 2018 - June 4, 2018 = 5,170 gallons per day.
   June 5, 2018 - June 28, 2018 = 4,769 gallons per day.
4. Analytical report did not differentiate between o-Xylene and m, p-Xylene. Total Xylene value reported is given in each line.
5. Removed from the required analysis list by NYSDEC Region 9 in February 2005.
6. Dark shaded cells indicate that analytical value exceeds the "Daily Maximum."
7. "ND" indicates that the compound was not detected and lists the practical quantitation limit in parentheses.
8. "NA" indicates that analyses were not performed and data is unavailable.
9. "J" indicates an estimated value below the detection limit.
10. "B" indicates analyte found in the associated blank.
11. "NS" indicates that the parameter analysis was not sampled.

Table 3
Mr. C's Dry Cleaners Site Remediation
NYSDEC Site #915157
May/June 2018 VOC Analytical Summary

Compound	Based on the June 4, 2018 Effluent Analytical Results					Based on the June 28, 2018 Effluent Analytical Results				
	Influent Concentration* (ug/L)		Effluent Concentration** (ug/L)		Cleanup Efficiency*** (%)	Influent Concentration* (ug/L)		Effluent Concentration** (ug/L)		Cleanup Efficiency*** (%)
Acetone	ND (<500)	U	32.70		NA	ND (<500)	U	6.00	J	NA
Benzene	ND (<50)	U	ND (<1.0)	U	NA	ND (<50)	U	ND (<1.0)	U	NA
2-Butanone	ND (<100)	U	ND (<2.0)	U	NA	ND (<100)	U	ND (<2.0)	U	NA
cis-1, 2-Dichloroethene	2,680		21.30		99.21%	3,100		0.65	J	99.98%
Chloroform	ND (<50)	U	ND (<1.0)	U	NA	ND (<50)	U	ND (<1.0)	U	NA
Chloromethane	ND (<100)	U	ND (<2.0)	U	NA	ND (<100)	U	ND (<2.0)	U	NA
Methylene chloride	ND (<100)	U	ND (<2.0)	U	NA	ND (<100)	U	ND (<2.0)	U	NA
Methyl tert-butyl ether (MTBE)	27.5	J	0.67	J	97.56%	ND (<50)	U	ND (<1.0)	U	NA
Methyl acetate	ND (<250)	U	ND (<5.0)	U	NA	ND (<250)	U	ND (<5.0)	U	NA
Tetrachloroethene (PCE)	1,410		5.36		99.62%	999		ND (<1.0)	U	100.00%
Toluene	ND (<50)	U	ND (<1.0)	U	NA	ND (<50)	U	ND (<1.0)	U	NA
Trichloroethene (TCE)	288		1.57		99.45%	448		ND (<1.0)	U	100.00%
Carbon Disulfide	ND (<100)	U	ND (<2.0)	U	NA	ND (<100)	U	ND (<2.0)	U	NA
1,1,2 Trichloro-1,2,2-trifluororethane	ND (<50)	U	ND (<1.0)	U	NA	ND (<50)	U	ND (<1.0)	U	NA
2-Hexanone	ND (<100)	U	ND (<2.0)	U	NA	ND (<100)	U	ND (<2.0)	U	NA
4-Methyl-2-pentanone	ND (<100)	U	ND (<2.0)	U	NA	ND (<100)	U	ND (<2.0)	U	NA
Cyclohexane	ND (<250)	U	ND (<5.0)	U	NA	ND (<250)	U	ND (<5.0)	U	NA
trans-1,2-dichloroethene	ND (<50)	U	ND (<1.0)	U	NA	ND (<50)	U	ND (<1.0)	U	NA
Chlorobenzene	ND (<50)	U	ND (<1.0)	U	NA	ND (<50)	U	ND (<1.0)	U	NA
Methylcyclohexane	ND (<250)	U	ND (<5.0)	U	NA	ND (<250)	U	ND (<5.0)	U	NA
Ethylbenzene	ND (<50)	U	ND (<1.0)	U	NA	ND (<50)	U	ND (<1.0)	U	NA
Vinyl Chloride	116		ND (<1.0)	U	100.00%	148		ND (<1.0)	U	100.00%
Total Xylenes	ND (<150)	U	ND (<3.0)	U	NA	ND (<150)	U	ND (<3.0)	U	NA
TOTAL:	**4521.5**		**61.6**		**98.64%**	**4695.0**		**6.65**		**99.86%**

Notes:

1. The effluent samples taken on June 4, 2018 exceeded the NYSDEC effluent discharge requirements for cis-1,2-dichloroethene. As a result, corrective actions were taken, and effluent samples were taken on June 28, 2018 to confirm whether or not the corrective actions were successfull in meeting the NYSDEC effluent discharge requirements.
2. "NA" = Not applicable
3. "U" = Compound analyzed, but was not detected. Detection limit in parentheses.
4. "DJ" or "J" indicates an estimated value below the practical quantitation limit but above the method detection limit.
5. Non-detect values are assumed to be equal to zero for calculation of monthly average concentrations.
6. "D" indicates the compound concentration was obtained form a secondary dilution analysis.
7. "Bold" - exceeds the SPDES Equilavency Permit Requirements.

* Detection Limits (<50), (<100), (<150), (<250), and (<500)

** Detection Limits (<1.0), (<2.0), (<3.0), (<5.0), and (<10.0)

*** Contaminants of Concern only

Attachment A
IEG Summary of Field Activities
May/June 2018

04/18/2018
05/01/2018
05/02/2018
05/15/2018
05/31/2018
06/07/2018
06/22/2018
06/25/2018

MR. C's DRY CLEANERS SITE
NYSDEC Site #9-15-157
OM&M: SITE INSPECTION FORM

DATE: 18-Apr-18 *ACTIVITIES:* Site Inspection

INSPECTION PERSONNEL: R. Allen *OTHER PERSONNEL:* ----------

WEATHER CONDITIONS: Cloudy, cold *OUTSIDE TEMPERATURE (°F):* 32

ARE WELL PUMPS OPERATING IN AUTO: YES: NO: √ If "NO", provide explanation below

RW-1, PW-2 and PW-3 are manually set to OFF position; PW-4 thro' PW-8 are in AUTO

PROVIDE WATER LEVEL READINGS ON CONTROL PANEL

RW-1	ON: √	OFF:	14	ft	PW-5	ON:	OFF: √	7	ft
PW-2	ON:	OFF: √	12	ft	PW-6	ON:	OFF: √	5	ft
PW-3	ON: √	OFF:	13	ft	PW-7	ON:	OFF: √	7	ft
PW-4	ON:	OFF: √	3	ft	PW-8	ON:	OFF: √	6	ft

EQUALIZATION TANK: 4 ft Last Alarm D/T/Condition: 4/15/18 Air Stripper Low Pressure

NOTES:

INFLUENT FLOW RATE: 0 gpm INFLUENT TOTALIZER READING: 15439931 gallons

SEQUESTERING AGENT DRUM LEVEL: 15 inches *(x 1.7=)* *AMOUNT OF AGENT REMAINING:* 26 gallons

SEQUESTERING AGENT FEED RATE: ----- ml/min *METERING PUMP PRESSURE:* ----- psi

		Top	Bottom			Top	Bottom	
BAG FILTER PRESSURES:	LEFT:	0	0	psi	RIGHT:	8	0	psi

INFLUENT FEED PUMP IN USE: #1 √ #2 *INFLUENT PUMP PRESSURE:* 7 psi

AIR STRIPPER BLOWER IN USE: #1 √ #2 *AIR STRIPPER PRESSURE:* 26 in. H_2O

AIR STRIPPER DIFFERENTIAL PRESSURE: broken in. H_2O *DISCHARGE PRESSURE:* 2.0 in. H_2O

AIR FLOW : 1300 fpm X 1.4 = 1820 CFM *AIR SPARGER* *LEFT* 7.0 *RIGHT* 3.3 CFM

AIR TEMP: 84 °F

EFFLUENT PUMP IN USE: #1 #2 √ *EFFLUENT FEED PUMP PRESSURE:* 9.5 psi

EFFLUENT FLOW RATE: 134 gpm *EFFLUENT TOTALIZER READING:* 83,556,254 | 208490 gallons

ARE BUILDING HEATERS IN USE? YES: NO: √ *INSIDE TEMPERATURE (°F):* 67

IS SUMP PUMP IN USE: YES: √ NO: *ARE ANY LEAKS PRESENT?* YES: √ NO:

WATER LEVEL IN SUMP: 6.5 in. *TREATMENT BUILDING CLEAN & ORGANIZED?* YES: √ NO:

MR. C's DRY CLEANERS SITE
NYSDEC Site #90150157
SITE INSPECTION FORM

18-Apr-18

SAMPLES COLLECTED? **YES:** √ **NO:** _____

	Sample ID	Time of Sampling	pH	Turbidity	Temp.	Sp. Cond.
AIR STRIPPER INFLUENT:	INF	5:00 pm	8.0	11.9	11.1	2424
AIR STRIPPER EFFLUENT:	EFF	5:00 pm	9.6	14.2	9.7	2498

IS THERE EVIDENCE OF TAMPERING/VANDALISM OF WELLS: ? **YES:** _____ **NO:** √

WERE MANHOLES INSPECTED? **YES:** √ **NO:** _____

WERE ELECTRICAL BOXES INSPECTED? **YES:** √ **NO:** _____

IS WATER PRESENT IN ANY MANHOLES OR ELECTRICAL BOXES? **YES:** _____ **NO:** √

If yes, provide manhole/electric box ID and description of any corrective measures below:

RW-1 inner ring is corroded.

SUBSLAB SYSTEMS

TREATMENT ROOM

MANOMETER: **1.3** **in. WC** west east ***NOTES:*** cfm = 0.05 x fpm (3" PVC)

(Fan Inlet) **FLOW (fpm):**

CONDENSATE **1.0** **gallon** **FLOW (cfm):**

DRAINED **NO** **VACUUM GAUGE (in WC)**

OTHER LOCATIONS

586 Building SVE CONDENSATE drained: **YES** √ **NO** ____ VOLUME: **1.0** gallon

INCLUDE REMARKS & DESCRIBE ANY OTHER SYSTEM MAINTENANCE PERFORMED ON MR. C's SITE

Remarks: Slow drip in Effluent Pipe at EQ Tank fitting - dries quickly - will monitor

Other Actions: Increased Jesco Pump to: 15.

AGWAY

Remarks: Site is empty of materials and has been graded and graveled.

Other Actions:

MR. C's DRY CLEANERS SITE
NYSDEC Site #9-15-157
OM&M: SITE INSPECTION FORM

DATE: 1-May-18 *ACTIVITIES:* Site Inspection

INSPECTION PERSONNEL: D. Iyer *OTHER PERSONNEL:* ----------

WEATHER CONDITIONS: Clear, calm, cool *OUTSIDE TEMPERATURE (°F):* 60

ARE WELL PUMPS OPERATING IN AUTO: YES: NO: √ If "NO", provide explanation below

RW-1, PW-2 and PW-3 are manually set to OFF position; PW-4 thro' PW-8 are in AUTO

PROVIDE WATER LEVEL READINGS ON CONTROL PANEL

RW-1	ON:		OFF: √	14 ft	PW-5	ON:		OFF: √	5 ft
PW-2	ON:		OFF: √	11 ft	PW-6	ON:		OFF: √	7 ft
PW-3	ON:		OFF: √	12 ft	PW-7	ON:	√	OFF:	7 ft
PW-4	ON:		OFF: √	4 ft	PW-8	ON:		OFF: √	4 ft

EQUALIZATION TANK: 3 ft Last Alarm D/T/Condition: 4/15/18 Air Stripper Low Pressure

NOTES:

INFLUENT FLOW RATE: 31.7 gpm INFLUENT TOTALIZER READING: 15545191 gallons

SEQUESTERING AGENT DRUM LEVEL: 22.3 inches *(x 1.7=)* *AMOUNT OF AGENT REMAINING:* 38 gallons

SEQUESTERING AGENT FEED RATE: ----- ml/min Filled Redux 1:2 *METERING PUMP PRESSURE:* ----- psi

		Top	Bottom			Top	Bottom	
BAG FILTER PRESSURES:	LEFT:	0	0	psi	RIGHT:	10	0	psi

INFLUENT FEED PUMP IN USE: #1 √ #2 *INFLUENT PUMP PRESSURE:* 7 psi

AIR STRIPPER BLOWER IN USE: #1 √ #2 *AIR STRIPPER PRESSURE:* 29 in. H_2O

AIR STRIPPER DIFFERENTIAL PRESSURE: broken in. H_2O *DISCHARGE PRESSURE:* 1.7 in. H_2O

AIR FLOW : 1500 fpm X 1.4 = 2100 CFM *AIR SPARGER* *LEFT* 7.0 *RIGHT* 3.5 CFM

AIR TEMP: 89.5 °F

EFFLUENT PUMP IN USE: #1 #2 √ *EFFLUENT FEED PUMP PRESSURE:* 8.5 psi

EFFLUENT FLOW RATE: 134 gpm *EFFLUENT TOTALIZER READING:* 83,636,107 290100 gallons

ARE BUILDING HEATERS IN USE? YES: NO: √ *INSIDE TEMPERATURE (°F):* 69.5

IS SUMP PUMP IN USE: YES: √ NO: *ARE ANY LEAKS PRESENT?* YES: NO: √

WATER LEVEL IN SUMP: 6.5 in. *TREATMENT BUILDING CLEAN & ORGANIZED?* YES: √ NO:

-

MR. C's DRY CLEANERS SITE

NYSDEC Site #90150157

SITE INSPECTION FORM

1-May-18

SAMPLES COLLECTED? **YES:** _____ **NO:** √

	Sample ID	Time of Sampling	pH	Turbidity	Temp.	Sp. Cond.
AIR STRIPPER INFLUENT:						
AIR STRIPPER EFFLUENT:						

IS THERE EVIDENCE OF TAMPERING/VANDALISM OF WELLS: ? **YES:** _____ **NO:** √

WERE MANHOLES INSPECTED? **YES:** √ **NO:** _____

WERE ELECTRICAL BOXES INSPECTED? **YES:** √ **NO:** _____

IS WATER PRESENT IN ANY MANHOLES OR ELECTRICAL BOXES? **YES:** _____ **NO:** √

If yes, provide manhole/electric box ID and description of any corrective measures below:

RW-1 inner ring is corroded.

SUBSLAB SYSTEMS

TREATMENT ROOM

MANOMETER: **1.3** **in. WC** west east ***NOTES:*** cfm = 0.05 x fpm (3" PVC)

(Fan Inlet) **FLOW (fpm):**

CONDENSATE **0.1** **gallon** **FLOW (cfm):**

DRAINED **Yes** **VACUUM GAUGE (in WC)**

OTHER LOCATIONS

586 Building SVE CONDENSATE drained: **YES** √ **NO** ____ VOLUME: **0.3** gallon

INCLUDE REMARKS & DESCRIBE ANY OTHER SYSTEM MAINTENANCE PERFORMED ON MR. C's SITE

Remarks: Slow drip in Effluent Pipe at EQ Tank fitting - dries quickly - continuing to monitor

Reset Redux feed pump setting to "10"

Other Actions: Replaced Treatment room hose nozzle

AGWAY

Remarks: Site is empty of materials and has been graded and graveled.

Other Actions:

MR. C's DRY CLEANERS SITE
NYSDEC Site #9-15-157
OM&M: SITE INSPECTION FORM

DATE: 2-May-18 *ACTIVITIES:* Site Inspection

INSPECTION PERSONNEL: D. Iyer *OTHER PERSONNEL:* ----------

WEATHER CONDITIONS: Clear, calm, cool *OUTSIDE TEMPERATURE (°F):* 60

ARE WELL PUMPS OPERATING IN AUTO: YES: NO: √ If "NO", provide explanation below

RW-1, PW-2 and PW-3 are manually set to OFF position; PW-4 thro' PW-8 are in AUTO

PROVIDE WATER LEVEL READINGS ON CONTROL PANEL

RW-1	ON:		OFF: √	14 ft	PW-5	ON:		OFF: √	5 ft
PW-2	ON:		OFF: √	11 ft	PW-6	ON:		OFF: √	7 ft
PW-3	ON:		OFF: √	12 ft	PW-7	ON:	√	OFF:	7 ft
PW-4	ON:		OFF: √	4 ft	PW-8	ON:		OFF: √	4 ft

EQUALIZATION TANK: 3 ft Last Alarm D/T/Condition: 4/15/18 Air Stripper Low Pressure

NOTES:

INFLUENT FLOW RATE: 31.7 gpm INFLUENT TOTALIZER READING: 15545191 gallons

SEQUESTERING AGENT DRUM LEVEL: 22.3 inches *(x 1.7=)* *AMOUNT OF AGENT REMAINING:* 38 gallons

SEQUESTERING AGENT FEED RATE: ----- ml/min Filled Redux 1:2 *METERING PUMP PRESSURE:* ----- psi

		Top	Bottom			Top	Bottom	
BAG FILTER PRESSURES:	LEFT:	0	0	psi	RIGHT:	10	0	psi

INFLUENT FEED PUMP IN USE: #1 √ #2 *INFLUENT PUMP PRESSURE:* 7 psi

AIR STRIPPER BLOWER IN USE: #1 √ #2 *AIR STRIPPER PRESSURE:* 29 in. H_2O

AIR STRIPPER DIFFERENTIAL PRESSURE: broken in. H_2O *DISCHARGE PRESSURE:* 1.7 in. H_2O

AIR FLOW : 1500 fpm X 1.4 = 2100 CFM *AIR SPARGER* *LEFT* 7.0 *RIGHT* 3.5 CFM

AIR TEMP: 89.5 °F

EFFLUENT PUMP IN USE: #1 #2 √ *EFFLUENT FEED PUMP PRESSURE:* 8.5 psi

EFFLUENT FLOW RATE: 134 gpm *EFFLUENT TOTALIZER READING:* 83,636,107 290100 gallons

ARE BUILDING HEATERS IN USE? YES: NO: √ *INSIDE TEMPERATURE (°F):* 69.5

IS SUMP PUMP IN USE: YES: √ NO: *ARE ANY LEAKS PRESENT?* YES: NO: √

WATER LEVEL IN SUMP: 6.5 in. *TREATMENT BUILDING CLEAN & ORGANIZED?* YES: √ NO:

MR. C's DRY CLEANERS SITE

NYSDEC Site #90150157

SITE INSPECTION FORM

2-May-18

SAMPLES COLLECTED? **YES:** _____ **NO:** √

	Sample ID	Time of Sampling	pH	Turbidity	Temp.	Sp. Cond.
AIR STRIPPER INFLUENT:						
AIR STRIPPER EFFLUENT:						

IS THERE EVIDENCE OF TAMPERING/VANDALISM OF WELLS: ? **YES:** _____ **NO:** √

WERE MANHOLES INSPECTED? **YES:** √ **NO:** _____

WERE ELECTRICAL BOXES INSPECTED? **YES:** √ **NO:** _____

IS WATER PRESENT IN ANY MANHOLES OR ELECTRICAL BOXES? **YES:** _____ **NO:** √

If yes, provide manhole/electric box ID and description of any corrective measures below:

RW-1 inner ring is corroded.

SUBSLAB SYSTEMS

TREATMENT ROOM

MANOMETER: 1.3 **in. WC** west east ***NOTES:*** cfm = 0.05 x fpm (3" PVC)

(Fan Inlet) **FLOW (fpm):**

CONDENSATE 0.1 **gallon** **FLOW (cfm):**

DRAINED Yes **VACUUM GAUGE (in WC)**

OTHER LOCATIONS

586 Building SVE CONDENSATE drained: **YES** √ **NO** ____ VOLUME: 0.3 gallon

INCLUDE REMARKS & DESCRIBE ANY OTHER SYSTEM MAINTENANCE PERFORMED ON MR. C's SITE

Remarks: Slow drip in Effluent Pipe at EQ Tank fitting - dries quickly - continuing to monitor

Reset Redux feed pump setting to "10"

Other Actions: Replaced Treatment room hose nozzle

AGWAY

Remarks: Site is empty of materials and has been graded and graveled.

Other Actions:

MR. C's DRY CLEANERS SITE
NYSDEC Site #9-15-157
OM&M: SITE INSPECTION FORM

DATE: 15-May-18 **ACTIVITIES:** Site Inspection

INSPECTION PERSONNEL: D. Iyer **OTHER PERSONNEL:** ----------

WEATHER CONDITIONS: Sunny, clear **OUTSIDE TEMPERATURE (°F):** 64

ARE WELL PUMPS OPERATING IN AUTO: YES: NO: √ If "NO", provide explanation below

RW-1, PW-2 and PW-3 are manually set to OFF position; PW-4 thro' PW-8 are in AUTO

PROVIDE WATER LEVEL READINGS ON CONTROL PANEL

RW-1	ON:		OFF: √	13 ft	PW-5	ON:		OFF: √	7 ft
PW-2	ON:		OFF: √	11 ft	PW-6	ON:		OFF: √	5 ft
PW-3	ON:		OFF: √	12 ft	PW-7	ON:		OFF: √	3 ft
PW-4	ON:		OFF: √	5 ft	PW-8	ON:	√	OFF:	4 ft

EQUALIZATION TANK: 3 ft **Last Alarm D/T/Condition:** none (cleared)

NOTES:

INFLUENT FLOW RATE: 12 gpm **INFLUENT TOTALIZER READING:** 15648256 gallons

SEQUESTERING AGENT DRUM LEVEL: 7" / 32" inches *(x 1.7=)* **AMOUNT OF AGENT REMAINING:** 56 gallons

SEQUESTERING AGENT FEED RATE: ----- ml/min Filled Redux 1:2 **METERING PUMP PRESSURE:** ----- psi

	Top	Bottom		Top	Bottom	
BAG FILTER PRESSURES: LEFT:	0	0	psi RIGHT:	11	0	psi

INFLUENT FEED PUMP IN USE: #1 √ #2 **INFLUENT PUMP PRESSURE:** 7 psi

AIR STRIPPER BLOWER IN USE: #1 √ #2 **AIR STRIPPER PRESSURE:** 32 in. H_2O

AIR STRIPPER DIFFERENTIAL PRESSURE: broken in. H_2O **DISCHARGE PRESSURE:** 1.0 in. H_2O

AIR FLOW : 1571 fpm X 1.4 = 2199 CFM **AIR SPARGER** LEFT 6.5 RIGHT 3.0 CFM

AIR TEMP: 102 °F

EFFLUENT PUMP IN USE: #1 #2 √ **EFFLUENT FEED PUMP PRESSURE:** 8.6 psi

EFFLUENT FLOW RATE: 131 gpm **EFFLUENT TOTALIZER READING:** 83,714,220 | 369420 gallons

ARE BUILDING HEATERS IN USE? YES: NO: √ **INSIDE TEMPERATURE (°F):** 81.1

IS SUMP PUMP IN USE: YES: √ NO: **ARE ANY LEAKS PRESENT?** YES: NO: √

WATER LEVEL IN SUMP: 6.5 in. **TREATMENT BUILDING CLEAN & ORGANIZED?** YES: √ NO:

MR. C's DRY CLEANERS SITE

NYSDEC Site #90150157

SITE INSPECTION FORM

15-May-18

SAMPLES COLLECTED? **YES:** _____ **NO:** √

	Sample ID	Time of Sampling	pH	Turbidity	Temp.	Sp. Cond.
AIR STRIPPER INFLUENT:						
AIR STRIPPER EFFLUENT:						

IS THERE EVIDENCE OF TAMPERING/VANDALISM OF WELLS: ? **YES:** _____ **NO:** √

WERE MANHOLES INSPECTED? **YES:** √ **NO:** _____

WERE ELECTRICAL BOXES INSPECTED? **YES:** √ **NO:** _____

IS WATER PRESENT IN ANY MANHOLES OR ELECTRICAL BOXES? **YES:** _____ **NO:** √

If yes, provide manhole/electric box ID and description of any corrective measures below:

RW-1 inner ring is corroded.

SUBSLAB SYSTEMS

TREATMENT ROOM

MANOMETER: **1.3** **in. WC** west east ***NOTES:*** cfm = 0.05 x fpm (3" PVC)

(Fan Inlet) **FLOW (fpm):**

CONDENSATE **0.0** **gallon** **FLOW (cfm):**

DRAINED **Yes** **VACUUM GAUGE (in WC)**

OTHER LOCATIONS

586 Building SVE CONDENSATE drained: **YES** √ **NO** ____ VOLUME: **0.0** gallon

INCLUDE REMARKS & DESCRIBE ANY OTHER SYSTEM MAINTENANCE PERFORMED ON MR. C's SITE

Remarks: Slow drip in Effluent Pipe at EQ Tank fitting - dries quickly - continuing to monitor

Reset Redux feed pump setting to "10"

Other Actions: Removed vent insulation/board over exit door

SSDs OK at 9 Paine St. (FBC; 2 units), 16 Paine St. (B&GC; 1); 594 Main (Outfitters; 2); 586 Main (Deli; 1)

Replaced bags in influent bag filters: Pump flow rate readings on influent meter after replacing bags:

- PW-4 = 10.4 gpm; PW-5 = 10.9; PW-6 = 25.8; PW-7 = 23.2; PW-8 = 23.3

AGWAY

Remarks: Site is empty of materials and has been graded and graveled.

Other Actions:

MR. C's DRY CLEANERS SITE
NYSDEC Site #9-15-157
OM&M: SITE INSPECTION FORM

DATE: 31-May-18 *ACTIVITIES:* Site Inspection

INSPECTION PERSONNEL: D. Iyer *OTHER PERSONNEL:* ----------

WEATHER CONDITIONS: Cloudy *OUTSIDE TEMPERATURE (°F):* 74

ARE WELL PUMPS OPERATING IN AUTO: YES: NO: √ If "NO", provide explanation below

RW-1, PW-2 and PW-3 are manually set to OFF position; PW-4 thro' PW-8 are in AUTO

PROVIDE WATER LEVEL READINGS ON CONTROL PANEL

RW-1	ON:		OFF:	√	13 ft	PW-5	ON:		OFF:	√	5 ft
PW-2	ON:		OFF:	√	10 ft	PW-6	ON:	√	OFF:		7 ft
PW-3	ON:		OFF:	√	12 ft	PW-7	ON:		OFF:	√	7 ft
PW-4	ON:	√	OFF:		7 ft	PW-8	ON:		OFF:	√	5 ft

EQUALIZATION TANK: 3 ft Last Alarm D/T/Condition: none (cleared)

NOTES:

INFLUENT FLOW RATE: 26.25 gpm INFLUENT TOTALIZER READING: 15762205 gallons

SEQUESTERING AGENT DRUM LEVEL: 14.5 inches *(x 1.7=)* *AMOUNT OF AGENT REMAINING:* 25 gallons

SEQUESTERING AGENT FEED RATE: ----- ml/min Filled Redux 1:2 *METERING PUMP PRESSURE:* ----- psi

		Top	Bottom		Top	Bottom
BAG FILTER PRESSURES:	LEFT:	0	0 psi	RIGHT:	6	0 psi

INFLUENT FEED PUMP IN USE: #1 √ #2 *INFLUENT PUMP PRESSURE:* 7 psi

AIR STRIPPER BLOWER IN USE: #1 √ #2 *AIR STRIPPER PRESSURE:* 40 in. H_2O

AIR STRIPPER DIFFERENTIAL PRESSURE: broken in. H_2O *DISCHARGE PRESSURE:* 0.3 in. H_2O

AIR FLOW : 655 fpm X 1.4 = 917 CFM *AIR SPARGER* *LEFT* 6.5 *RIGHT* 3.0 CFM

AIR TEMP: 103 °F

EFFLUENT PUMP IN USE: #1 #2 √ *EFFLUENT FEED PUMP PRESSURE:* 8.5 psi

EFFLUENT FLOW RATE: 129 gpm *EFFLUENT TOTALIZER READING:* 83,799,243 | 455420 gallons

ARE BUILDING HEATERS IN USE? YES: NO: √ *INSIDE TEMPERATURE (°F):* 93

IS SUMP PUMP IN USE: YES: √ NO: *ARE ANY LEAKS PRESENT?* YES: NO: √

WATER LEVEL IN SUMP: 6.5 in. *TREATMENT BUILDING CLEAN & ORGANIZED?* YES: √ NO:

MR. C's DRY CLEANERS SITE
NYSDEC Site #90150157
SITE INSPECTION FORM

31-May-18

SAMPLES COLLECTED? **YES:** √ **NO:** _____ Resampled on 6/4/18 since 5/31 sample reached lab at >6°C

	Sample ID	Time of Sampling	pH	Turbidity	Temp.	Sp. Cond.
AIR STRIPPER INFLUENT:	INF	8:00AM	8.3	8.3	20.5	2634
AIR STRIPPER EFFLUENT:	EFF	7:30AM	9.6	12.0	22.6	2622

IS THERE EVIDENCE OF TAMPERING/VANDALISM OF WELLS: ? **YES:** _____ **NO:** √

WERE MANHOLES INSPECTED? **YES:** √ **NO:** _____

WERE ELECTRICAL BOXES INSPECTED? **YES:** √ **NO:** _____

IS WATER PRESENT IN ANY MANHOLES OR ELECTRICAL BOXES? **YES:** _____ **NO:** √

If yes, provide manhole/electric box ID and description of any corrective measures below:

RW-1 inner ring is corroded.

SUBSLAB SYSTEMS

TREATMENT ROOM

MANOMETER: 1.3 **in. WC** west east ***NOTES:*** cfm = 0.05 x fpm (3" PVC)

(Fan Inlet) **FLOW (fpm):** _____ _____

CONDENSATE 0.0 **gallon** **FLOW (cfm):** _____ _____

DRAINED Yes **VACUUM GAUGE (in WC)** _____

OTHER LOCATIONS

586 Building SVE CONDENSATE drained: **YES** √ **NO** ____ VOLUME: 0.0 gallon

INCLUDE REMARKS & DESCRIBE ANY OTHER SYSTEM MAINTENANCE PERFORMED ON MR. C's SITE

Remarks: Slow drip in Effluent Pipe at EQ Tank fitting - dries quickly - continuing to monitor

Other Actions: SSDs OK at 9 Paine St. (FBC; 2 units), 16 Paine St. (B&GC; 1); 594 Main (Outfitters; 2); 586 Main (Deli; 1)

AGWAY

Remarks: Site is empty of materials and has been graded and graveled.

Other Actions:

MR. C's DRY CLEANERS SITE
NYSDEC Site #9-15-157
OM&M: SITE INSPECTION FORM

DATE: 7-Jun-18 *ACTIVITIES:* Site Inspection

INSPECTION PERSONNEL: R. Allen *OTHER PERSONNEL:* ----------

WEATHER CONDITIONS: Partly cloudy, warm *OUTSIDE TEMPERATURE (°F):* 62

ARE WELL PUMPS OPERATING IN AUTO: YES: NO: √ If "NO", provide explanation below

RW-1, PW-2 and PW-3 are manually set to OFF position; PW-4 thro' PW-8 are in AUTO

PROVIDE WATER LEVEL READINGS ON CONTROL PANEL

RW-1	ON:		OFF: √	13 ft	PW-5	ON:		OFF: √	3 ft
PW-2	ON:		OFF: √	10 ft	PW-6	ON:		OFF: √	5 ft
PW-3	ON: √		OFF:	12 ft	PW-7	ON:		OFF: √	7 ft
PW-4	ON:		OFF: √	7 ft	PW-8	ON:		OFF: √	3 ft

EQUALIZATION TANK: 4 ft Last Alarm D/T/Condition: none (cleared)

NOTES:

INFLUENT FLOW RATE: 0 gpm INFLUENT TOTALIZER READING: 15810563 gallons

SEQUESTERING AGENT DRUM LEVEL: 8 inches *(x 1.7=)* *AMOUNT OF AGENT REMAINING:* 14 gallons

SEQUESTERING AGENT FEED RATE: ----- ml/min Filled Redux 1:2 *METERING PUMP PRESSURE:* ----- psi

		Top	Bottom			Top	Bottom	
BAG FILTER PRESSURES:	LEFT:	0	0	psi	RIGHT:	8	0	psi

INFLUENT FEED PUMP IN USE: #1 √ #2 *INFLUENT PUMP PRESSURE:* 7 psi

AIR STRIPPER BLOWER IN USE: #1 √ #2 *AIR STRIPPER PRESSURE:* 44 in. H_2O

AIR STRIPPER DIFFERENTIAL PRESSURE: broken in. H_2O *DISCHARGE PRESSURE:* 1.4 in. H_2O

AIR FLOW : 800 fpm X 1.4 = 1120 CFM *AIR SPARGER* *LEFT* 6.1 *RIGHT* 2.6 CFM

AIR TEMP: 103 °F

EFFLUENT PUMP IN USE: #1 #2 √ *EFFLUENT FEED PUMP PRESSURE:* 10 psi

EFFLUENT FLOW RATE: 129 gpm *EFFLUENT TOTALIZER READING:* 8,383,440 | 490840 gallons

ARE BUILDING HEATERS IN USE? YES: NO: √ *INSIDE TEMPERATURE (°F):* 79

IS SUMP PUMP IN USE: YES: √ NO: *ARE ANY LEAKS PRESENT?* YES: NO: √

WATER LEVEL IN SUMP: 6.5 in. *TREATMENT BUILDING CLEAN & ORGANIZED?* YES: √ NO:

MR. C's DRY CLEANERS SITE
NYSDEC Site #90150157
SITE INSPECTION FORM

7-Jun-18

SAMPLES COLLECTED? **YES:** √ **NO:** _____ Resampled on 6/4/18 since 5/31 sample reached lab at >6°C

	Sample ID	Time of Sampling	pH	Turbidity	Temp.	Sp. Cond.
AIR STRIPPER INFLUENT:	INF	8:00AM	8.3	8.3	20.5	2634
AIR STRIPPER EFFLUENT:	EFF	7:30AM	9.6	12.0	22.6	2622

IS THERE EVIDENCE OF TAMPERING/VANDALISM OF WELLS: ?	**YES:** _____	**NO:** √
WERE MANHOLES INSPECTED?	**YES:** √	**NO:** _____
WERE ELECTRICAL BOXES INSPECTED?	**YES:** √	**NO:** _____
IS WATER PRESENT IN ANY MANHOLES OR ELECTRICAL BOXES?	**YES:** _____	**NO:** √

If yes, provide manhole/electric box ID and description of any corrective measures below:

RW-1 inner ring is corroded.

SUBSLAB SYSTEMS

TREATMENT ROOM

MANOMETER: **1.4** **in. WC** (Fan Inlet)

CONDENSATE **0.0** **gallon** **DRAINED**

	west	east
FLOW (fpm):	1250	450
FLOW (cfm):	62.5	22.5
VACUUM GAUGE (in WC)		

NOTES: cfm = 0.05 x fpm (3" PVC)

OTHER LOCATIONS

586 Building SVE CONDENSATE drained: **YES** √ **NO** ____ VOLUME: **0.0** gallon

INCLUDE REMARKS & DESCRIBE ANY OTHER SYSTEM MAINTENANCE PERFORMED ON MR. C's SITE

Remarks: Slow drip in Effluent Pipe at EQ Tank fitting - dries quickly - continuing to monitor

Other Actions: Took delivery from CDI: (1) 50lb bag of Sodium bicarbonate; (1) 5-gallon Muriatic Acid

AGWAY

Remarks: Site is empty of materials and has been graded and graveled.

Other Actions:

MR. C's DRY CLEANERS SITE
NYSDEC Site #9-15-157
OM&M: SITE INSPECTION FORM

DATE: 22-Jun-18 *ACTIVITIES:* Site Inspection

INSPECTION PERSONNEL: R. Allen *OTHER PERSONNEL:* ----------

WEATHER CONDITIONS: Cloudy, warm *OUTSIDE TEMPERATURE (°F):* 74

ARE WELL PUMPS OPERATING IN AUTO: YES: NO: √ If "NO", provide explanation below

RW-1, PW-2 and PW-3 are manually set to OFF position; PW-4 through PW-8 are in AUTO

PROVIDE WATER LEVEL READINGS ON CONTROL PANEL

RW-1	ON: √	OFF:	13	ft	PW-5	ON:	OFF: √	7	ft
PW-2	ON:	OFF: √	10	ft	PW-6	ON:	OFF: √	4	ft
PW-3	ON: √	OFF:	11	ft	PW-7	ON:	OFF: √	3	ft
PW-4	ON:	OFF: √	3	ft	PW-8	ON:	OFF: √	5	ft

EQUALIZATION TANK: 4 ft Last Alarm D/T/Condition: 6/12/2018 Air Stripper Lo Air Pressure

NOTES:

INFLUENT FLOW RATE: 0 gpm INFLUENT TOTALIZER READING: 15885085 gallons

SEQUESTERING AGENT DRUM LEVEL: 31 inches *(x 1.7=)* *AMOUNT OF AGENT REMAINING:* 53 gallons

SEQUESTERING AGENT FEED RATE: ----- ml/min *METERING PUMP PRESSURE:* ----- psi

	Top	Bottom		Top	Bottom	
BAG FILTER PRESSURES: LEFT:	0	0	psi	RIGHT: 8	0	psi

INFLUENT FEED PUMP IN USE: #1 √ #2 *INFLUENT PUMP PRESSURE:* 8 psi

AIR STRIPPER BLOWER IN USE: #1 √ #2 *AIR STRIPPER PRESSURE:* 25 in. H_2O

AIR STRIPPER DIFFERENTIAL PRESSURE: broken in. H_2O *DISCHARGE PRESSURE:* 2.4 in. H_2O

AIR FLOW : 1600 fpm X 1.4 = 2240 CFM *AIR SPARGER* *LEFT* 7.0 *RIGHT* 3.4 CFM

AIR TEMP: 103.2 °F

EFFLUENT PUMP IN USE: #1 #2 √ *EFFLUENT FEED PUMP PRESSURE:* 9 psi

EFFLUENT FLOW RATE: 140 gpm *EFFLUENT TOTALIZER READING:* 83,889,471 | 546110 gallons

ARE BUILDING HEATERS IN USE? YES: NO: √ *INSIDE TEMPERATURE (°F):* 85

IS SUMP PUMP IN USE: YES: √ NO: *ARE ANY LEAKS PRESENT?* YES: √ NO:

WATER LEVEL IN SUMP: 7.5 in. *TREATMENT BUILDING CLEAN & ORGANIZED?* YES: √ NO:

MR. C's DRY CLEANERS SITE
NYSDEC Site #90150157
SITE INSPECTION FORM

22-Jun-18

SAMPLES COLLECTED? **YES:** _____ **NO:** √

	Sample ID	Time of Sampling	pH	Turbidity	Temp.	Sp. Cond.
AIR STRIPPER INFLUENT:						
AIR STRIPPER EFFLUENT:						

IS THERE EVIDENCE OF TAMPERING/VANDALISM OF WELLS: ? **YES:** _____ **NO:** √

WERE MANHOLES INSPECTED? **YES:** √ **NO:** _____

WERE ELECTRICAL BOXES INSPECTED? **YES:** √ **NO:** _____

IS WATER PRESENT IN ANY MANHOLES OR ELECTRICAL BOXES? **YES:** _____ **NO:** √

If yes, provide manhole/electric box ID and description of any corrective measures below:

RW-1 inner ring is corroded.

SUBSLAB SYSTEMS

TREATMENT ROOM

MANOMETER: **1.4** **in. WC** west east ***NOTES:*** cfm = 0.05 x fpm (3" PVC)

(Fan Inlet) **FLOW (fpm):**

CONDENSATE **-----** **gallon** **FLOW (cfm):**

DRAINED **N** **VACUUM GAUGE (in WC)**

OTHER LOCATIONS

586 Building SVE CONDENSATE drained: **YES**___ VOLUME: **1.0** gallon

INCLUDE REMARKS & DESCRIBE ANY OTHER SYSTEM MAINTENANCE PERFORMED ON MR. C's SITE

Remarks: Slow drip from Effluent Pipe at EQ Tank fitting.

Other Actions: Cleaned Air Stripper with acid, power sprayer and vacuum.

AGWAY

Remarks: Site is empty of materials and has been graded and graveled.

Other Actions:

MR. C's DRY CLEANERS SITE
NYSDEC Site #9-15-157
OM&M: SITE INSPECTION FORM

DATE: 25-Jun-18 *ACTIVITIES:* Site Inspection

INSPECTION PERSONNEL: R. Allen *OTHER PERSONNEL:* ----------

WEATHER CONDITIONS: Sunny, warm *OUTSIDE TEMPERATURE (°F):* 70

ARE WELL PUMPS OPERATING IN AUTO: YES: NO: √ If "NO", provide explanation below

RW-1, PW-2 and PW-3 are manually set to OFF position; PW-4 through PW-8 are in AUTO

PROVIDE WATER LEVEL READINGS ON CONTROL PANEL

RW-1	ON: √	OFF:	13	ft	PW-5	ON:	OFF: √	4	ft
PW-2	ON:	OFF: √	10	ft	PW-6	ON:	OFF: √	7	ft
PW-3	ON: √	OFF:	11	ft	PW-7	ON:	OFF: √	5	ft
PW-4	ON:	OFF: √	7	ft	PW-8	ON:	OFF: √	5	ft

EQUALIZATION TANK: 3 ft Last Alarm D/T/Condition: 6/12/2018 Air Stripper Lo Air Pressure

NOTES:

INFLUENT FLOW RATE: 10 gpm INFLUENT TOTALIZER READING: 15904630 gallons

SEQUESTERING AGENT DRUM LEVEL: 28 inches *(x 1.7=)* *AMOUNT OF AGENT REMAINING:* 48 gallons

SEQUESTERING AGENT FEED RATE: ----- ml/min *METERING PUMP PRESSURE:* ----- psi

	Top	Bottom			Top	Bottom	
BAG FILTER PRESSURES: LEFT:	0	0	psi	RIGHT:	8	0	psi

INFLUENT FEED PUMP IN USE: #1 √ #2 *INFLUENT PUMP PRESSURE:* 8 psi

AIR STRIPPER BLOWER IN USE: #1 √ #2 *AIR STRIPPER PRESSURE:* 27 in. H_2O

AIR STRIPPER DIFFERENTIAL PRESSURE: broken in. H_2O *DISCHARGE PRESSURE:* 2.4 in. H_2O

AIR FLOW : 1550- fpm X 1.4 = #VALUE! CFM *AIR SPARGER* *LEFT* 7.0 *RIGHT* 3.3 CFM

AIR TEMP: 103.5 °F

EFFLUENT PUMP IN USE: #1 #2 √ *EFFLUENT FEED PUMP PRESSURE:* 8 psi

EFFLUENT FLOW RATE: 134 gpm *EFFLUENT TOTALIZER READING:* 83,904,168 | 561140 gallons

ARE BUILDING HEATERS IN USE? YES: NO: √ *INSIDE TEMPERATURE (°F):* 80

IS SUMP PUMP IN USE: YES: √ NO: *ARE ANY LEAKS PRESENT?* YES: √ NO:

WATER LEVEL IN SUMP: 7.5 in. *TREATMENT BUILDING CLEAN & ORGANIZED?* YES: √ NO:

MR. C's DRY CLEANERS SITE
NYSDEC Site #90150157
SITE INSPECTION FORM

25-Jun-18

SAMPLES COLLECTED? **YES:** √ **NO:** _____ (VOCs only)

	Sample ID	Time of Sampling	pH	Turbidity	Temp.	Sp. Cond.
AIR STRIPPER INFLUENT:						
AIR STRIPPER EFFLUENT:						

IS THERE EVIDENCE OF TAMPERING/VANDALISM OF WELLS: ? **YES:** _____ **NO:** √

WERE MANHOLES INSPECTED? **YES:** √ **NO:** _____

WERE ELECTRICAL BOXES INSPECTED? **YES:** √ **NO:** _____

IS WATER PRESENT IN ANY MANHOLES OR ELECTRICAL BOXES? **YES:** _____ **NO:** √

If yes, provide manhole/electric box ID and description of any corrective measures below:

RW-1 inner ring is corroded.

SUBSLAB SYSTEMS

TREATMENT ROOM

MANOMETER: 1.4 **in. WC** west east ***NOTES:*** cfm = 0.05 x fpm (3" PVC)

(Fan Inlet) **FLOW (fpm):**

CONDENSATE _____ **gallon** **FLOW (cfm):**

DRAINED N **VACUUM GAUGE (in WC)**

OTHER LOCATIONS

586 Building SVE CONDENSATE drained: **NO**____ VOLUME: **----** gallon

INCLUDE REMARKS & DESCRIBE ANY OTHER SYSTEM MAINTENANCE PERFORMED ON MR. C's SITE

Remarks: Slow drip from Effluent Pipe at EQ Tank fitting.

Other Actions:

AGWAY

Remarks: Site is empty of materials and has been graded and graveled.

Other Actions:

Attachment B
Excerpts from the Groundwater Treatment System Analytical Report from Spectrum Analytical Laboratories

Analytical Data Package Work Order ID: SC47362
Sampled by IEG: June 4, 2018
Report Received: June 7, 2018

eurofins | Spectrum Analytical

☑ Final Report
☐ Revised Report

Report Date:
07-Jun-18 16:17

Laboratory Report
SC47362

Ecology and Environment, Inc.
368 Pleasant View Drive
Lancaster, NY 14086
Attn: MaryKate Mooney

Project: Mr. C's - East Aurora, NY
Project #: 1703074.0011

I attest that the information contained within the report has been reviewed for accuracy and checked against the quality control requirements for each method. These results relate only to the sample(s) as received.
All applicable NELAC requirements have been met.

Massachusetts # M-MA138/MA1110
Connecticut # PH-0777
Florida # E87936
Maine # MA138
New Hampshire # 2972/2538
New Jersey # MA011
New York # 11393
Pennsylvania # 68-04426/68-02924
Rhode Island # LAO00348
USDA # P330-15-00375
Vermont # VT-11393

Authorized by:

Dawn Wojcik
Laboratory Director

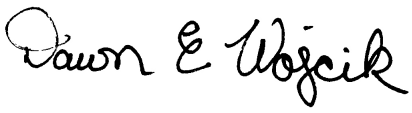

Eurofins Spectrum Analytical holds primary NELAC certification in the State of New York for the analytes as indicated with an X in the "Cert." column within this report. Please note that the State of New York does not offer certification for all analytes. Please refer to our website for specific certification holdings in each state.
Please note that this report contains 23 pages of analytical data plus Chain of Custody document(s). When the Laboratory Report is indicated as revised, this report supersedes any previously dated reports for the laboratory ID(s) referenced above. Where this report identifies subcontracted analyses, copies of the subcontractor's test report are available upon request. This report may not be reproduced, except in full, without written approval from Eurofins Spectrum Analytical, Inc.

Eurofins Spectrum Analytical, Inc. is a NELAC accredited laboratory organization and meets NELAC testing standards. Use of the NELAC logo however does not insure that Eurofins Spectrum Analytical, Inc. is currently accredited for the specific method or analyte indicated. Please refer to our 'Quality' web page at www.spectrum-analytical.com for a full listing of our current certifications and fields of accreditation. States in which Eurofins Spectrum Analytical, Inc. holds NELAC certification are New York, New Hampshire, New Jersey, Pennsylvania and Florida. All analytical work for Volatile Organic and Air analysis are transferred to and conducted at our 830 Silver Street location (PA-68-04426).

Please contact the Laboratory or Technical Director at 800-789-9115 with any questions regarding the data contained in this laboratory report.

Sample Summary

Work Order: SC47362

Project: Mr. C's - East Aurora, NY

Project Number: 1703074.0011

Laboratory ID	Client Sample ID	Matrix	Date Sampled	Date Received
SC47362-01	INF	Ground Water	04-Jun-18 15:00	05-Jun-18 11:08
SC47362-02	EFF	Ground Water	04-Jun-18 14:30	05-Jun-18 11:08

Summary of Hits

Lab ID: SC47362-01 **Client ID:** INF

Parameter	Result	Flag	Reporting Limit	Units	Analytical Method
Calcium	154		0.200	mg/l	EPA 200.7
Magnesium	26.0		0.0200	mg/l	EPA 200.7
Hardness	493		0.582	mg/l CaCO3	SM 2340B (11)

Lab ID: SC47362-01RE1 **Client ID:** INF

Parameter	Result	Flag	Reporting Limit	Units	Analytical Method
cis-1,2-Dichloroethene	2680	D	50.0	µg/l	SW846 8260C
Methyl tert-butyl ether	27.5	J, D	50.0	µg/l	SW846 8260C
Tetrachloroethene	1410	D	50.0	µg/l	SW846 8260C
Trichloroethene	288	D	50.0	µg/l	SW846 8260C
Vinyl chloride	116	D	50.0	µg/l	SW846 8260C

Lab ID: SC47362-02 **Client ID:** EFF

Parameter	Result	Flag	Reporting Limit	Units	Analytical Method
Calcium	157		0.200	mg/l	EPA 200.7
Magnesium	26.5		0.0200	mg/l	EPA 200.7
Hardness	502		0.582	mg/l CaCO3	SM 2340B (11)
Acetone	32.7		10.0	µg/l	SW846 8260C
cis-1,2-Dichloroethene	21.3		1.00	µg/l	SW846 8260C
Methyl tert-butyl ether	0.67	J	1.00	µg/l	SW846 8260C
Tetrachloroethene	5.36		1.00	µg/l	SW846 8260C
Trichloroethene	1.57		1.00	µg/l	SW846 8260C

Please note that because there are no reporting limits associated with hazardous waste characterizations or micro analyses, this summary does not include hits from these analyses if included in this work order.

Sample Identification	Client Project #	Matrix	Collection Date/Time	Received
INF	1703074.0011	Ground Water	04-Jun-18 15:00	05-Jun-18
SC47362-01				

CAS No.	Analyte(s)	Result	Flag	Units	*RDL	MDL	Dilution	Method Ref.	Prepared	Analyzed	Analyst	Batch	Cert.
Volatile Organic Compounds													
Re-analysis of Volatile Organic Compounds by SW846 8260 Prepared by method SW846 5030 Water MS			GS1										
76-13-1	1,1,2-Trichlorotrifluoroethane (Freon 113)	< 50.0	U, D	µg/l	50.0	29.0	50	SW846 8260C	06-Jun-18	07-Jun-18	GMA	1807842	X
67-64-1	Acetone	< 500	U, D	µg/l	500	188	50	"	"	"	"	"	X
71-43-2	Benzene	< 50.0	U, D	µg/l	50.0	17.0	50	"	"	"	"	"	X
75-27-4	Bromodichloromethane	< 25.0	U, D	µg/l	25.0	14.6	50	"	"	"	"	"	X
75-25-2	Bromoform	< 50.0	U, D	µg/l	50.0	12.1	50	"	"	"	"	"	X
74-83-9	Bromomethane	< 100	U, D	µg/l	100	22.3	50	"	"	"	"	"	X
78-93-3	2-Butanone (MEK)	< 100	U, D	µg/l	100	35.2	50	"	"	"	"	"	X
75-15-0	Carbon disulfide	< 100	U, D	µg/l	100	35.0	50	"	"	"	"	"	X
56-23-5	Carbon tetrachloride	< 50.0	U, D	µg/l	50.0	19.6	50	"	"	"	"	"	X
108-90-7	Chlorobenzene	< 50.0	U, D	µg/l	50.0	15.0	50	"	"	"	"	"	X
75-00-3	Chloroethane	< 100	U, D	µg/l	100	20.2	50	"	"	"	"	"	X
67-66-3	Chloroform	< 50.0	U, D	µg/l	50.0	14.3	50	"	"	"	"	"	X
74-87-3	Chloromethane	< 100	U, D	µg/l	100	18.0	50	"	"	"	"	"	X
96-12-8	1,2-Dibromo-3-chloropropane	< 100	U, D	µg/l	100	23.6	50	"	"	"	"	"	X
124-48-1	Dibromochloromethane	< 25.0	U, D	µg/l	25.0	14.6	50	"	"	"	"	"	X
106-93-4	1,2-Dibromoethane (EDB)	< 25.0	U, D	µg/l	25.0	15.0	50	"	"	"	"	"	X
95-50-1	1,2-Dichlorobenzene	< 50.0	U, D	µg/l	50.0	12.2	50	"	"	"	"	"	X
541-73-1	1,3-Dichlorobenzene	< 50.0	U, D	µg/l	50.0	15.0	50	"	"	"	"	"	X
106-46-7	1,4-Dichlorobenzene	< 50.0	U, D	µg/l	50.0	13.6	50	"	"	"	"	"	X
75-71-8	Dichlorodifluoromethane (Freon12)	< 100	U, D	µg/l	100	17.2	50	"	"	"	"	"	X
75-34-3	1,1-Dichloroethane	< 50.0	U, D	µg/l	50.0	14.6	50	"	"	"	"	"	X
107-06-2	1,2-Dichloroethane	< 50.0	U, D	µg/l	50.0	9.05	50	"	"	"	"	"	X
75-35-4	1,1-Dichloroethene	< 50.0	U, D	µg/l	50.0	15.7	50	"	"	"	"	"	X
156-59-2	cis-1,2-Dichloroethene	**2,680**	D	µg/l	50.0	19.8	50	"	"	"	"	"	X
156-60-5	trans-1,2-Dichloroethene	< 50.0	U, D	µg/l	50.0	19.0	50	"	"	"	"	"	X
78-87-5	1,2-Dichloropropane	< 50.0	U, D	µg/l	50.0	14.4	50	"	"	"	"	"	X
10061-01-5	cis-1,3-Dichloropropene	< 25.0	U, D	µg/l	25.0	16.4	50	"	"	"	"	"	X
10061-02-6	trans-1,3-Dichloropropene	< 25.0	U, D	µg/l	25.0	15.3	50	"	"	"	"	"	X
100-41-4	Ethylbenzene	< 50.0	U, D	µg/l	50.0	15.8	50	"	"	"	"	"	X
591-78-6	2-Hexanone (MBK)	< 100	U, D	µg/l	100	31.7	50	"	"	"	"	"	X
98-82-8	Isopropylbenzene	< 50.0	U, D	µg/l	50.0	15.1	50	"	"	"	"	"	X
1634-04-4	Methyl tert-butyl ether	**27.5**	J, D	µg/l	50.0	14.8	50	"	"	"	"	"	X
108-10-1	4-Methyl-2-pentanone (MIBK)	< 100	U, D	µg/l	100	17.7	50	"	"	"	"	"	X
75-09-2	Methylene chloride	< 100	U, D	µg/l	100	19.2	50	"	"	"	"	"	X
100-42-5	Styrene	< 50.0	U, D	µg/l	50.0	16.4	50	"	"	"	"	"	X
79-34-5	1,1,2,2-Tetrachloroethane	< 25.0	U, D	µg/l	25.0	12.8	50	"	"	"	"	"	X
127-18-4	Tetrachloroethene	**1,410**	D	µg/l	50.0	15.6	50	"	"	"	"	"	X
108-88-3	Toluene	< 50.0	U, D	µg/l	50.0	14.5	50	"	"	"	"	"	X
120-82-1	1,2,4-Trichlorobenzene	< 50.0	U, D	µg/l	50.0	16.2	50	"	"	"	"	"	X
71-55-6	1,1,1-Trichloroethane	< 50.0	U, D	µg/l	50.0	12.2	50	"	"	"	"	"	X
79-00-5	1,1,2-Trichloroethane	< 50.0	U, D	µg/l	50.0	15.4	50	"	"	"	"	"	X

Sample Identification	Client Project #	Matrix	Collection Date/Time	Received
INF SC47362-01	1703074.0011	Ground Water	04-Jun-18 15:00	05-Jun-18

CAS No.	Analyte(s)	Result	Flag	Units	*RDL	MDL	Dilution	Method Ref.	Prepared	Analyzed	Analyst	Batch	Cert.
Volatile Organic Compounds													
Re-analysis of Volatile Organic Compounds by SW846 8260			GS1										
79-01-6	Trichloroethene	**288**	D	µg/l	50.0	17.8	50	SW846 8260C	06-Jun-18	07-Jun-18	GMA	1807842	X
75-01-4	Vinyl chloride	**116**	D	µg/l	50.0	20.1	50	"	"	"	"	"	X
1330-20-7	Total Xylenes	< 150	U, D	µg/l	150	150	50	"	"	"	"	"	X
110-82-7	Cyclohexane	< 250	U, D	µg/l	250	21.8	50	"	"	"	"	"	X
79-20-9	Methyl acetate	< 500	U, D	µg/l	500	257	50	"	"	"	"	"	X
108-87-2	Methylcyclohexane	< 250	U, D	µg/l	250	19.5	50	"	"	"	"	"	X
Surrogate recoveries:													
460-00-4	*4-Bromofluorobenzene*	*87*			*70-130 %*			"	"	"	"	"	
2037-26-5	*Toluene-d8*	*91*			*70-130 %*			"	"	"	"	"	
17060-07-0	*1,2-Dichloroethane-d4*	*93*			*70-130 %*			"	"	"	"	"	
1868-53-7	*Dibromofluoromethane*	*94*			*70-130 %*			"	"	"	"	"	
Total Metals by EPA 200/6000 Series Methods													
Prepared by method General Prep-Metal													
	Preservation	**Field Preserved; pH<2 confirmed**		N/A			1	EPA 200/6000 methods	05-Jun-18		KT	1807729	
Total Metals by EPA 200 Series Methods													
7440-70-2	Calcium	**154**		mg/l	0.200	0.0679	1	EPA 200.7	06-Jun-18	07-Jun-18	SJR/T	1807752	X
7439-95-4	Magnesium	**26.0**		mg/l	0.0200	0.0147	1	"	"	"	"	"	X
General Chemistry Parameters													
	Hardness	**493**	HD	mg/l CaCO3	0.582	0.230	1	SM 2340B (11)	06-Jun-18	07-Jun-18	SJR/T	[CALC]	
	pH	**7.15**	pH	pH Units			1	ASTM D 1293-99B	05-Jun-18 14:00	05-Jun-18 14:20	BD	1807735	

Sample Identification	Client Project #	Matrix	Collection Date/Time	Received
EFF	1703074.0011	Ground Water	04-Jun-18 14:30	05-Jun-18
SC47362-02				

CAS No.	Analyte(s)	Result	Flag	Units	*RDL	MDL	Dilution	Method Ref.	Prepared	Analyzed	Analyst	Batch	Cert.
Volatile Organic Compounds													
Volatile Organic Compounds by SW846 8260 Prepared by method SW846 5030 Water MS													
76-13-1	1,1,2-Trichlorotrifluoroethane (Freon 113)	< 1.00	U	µg/l	1.00	0.58	1	SW846 8260C	06-Jun-18	07-Jun-18	GMA	1807842	X
67-64-1	Acetone	**32.7**		µg/l	10.0	3.76	1	"	"	"	"	"	X
71-43-2	Benzene	< 1.00	U	µg/l	1.00	0.34	1	"	"	"	"	"	X
75-27-4	Bromodichloromethane	< 0.50	U	µg/l	0.50	0.29	1	"	"	"	"	"	X
75-25-2	Bromoform	< 1.00	U	µg/l	1.00	0.24	1	"	"	"	"	"	X
74-83-9	Bromomethane	< 2.00	U	µg/l	2.00	0.45	1	"	"	"	"	"	X
78-93-3	2-Butanone (MEK)	< 2.00	U	µg/l	2.00	0.70	1	"	"	"	"	"	X
75-15-0	Carbon disulfide	< 2.00	U	µg/l	2.00	0.70	1	"	"	"	"	"	X
56-23-5	Carbon tetrachloride	< 1.00	U	µg/l	1.00	0.39	1	"	"	"	"	"	X
108-90-7	Chlorobenzene	< 1.00	U	µg/l	1.00	0.30	1	"	"	"	"	"	X
75-00-3	Chloroethane	< 2.00	U	µg/l	2.00	0.40	1	"	"	"	"	"	X
67-66-3	Chloroform	< 1.00	U	µg/l	1.00	0.29	1	"	"	"	"	"	X
74-87-3	Chloromethane	< 2.00	U	µg/l	2.00	0.36	1	"	"	"	"	"	X
96-12-8	1,2-Dibromo-3-chloropropane	< 2.00	U	µg/l	2.00	0.47	1	"	"	"	"	"	X
124-48-1	Dibromochloromethane	< 0.50	U	µg/l	0.50	0.29	1	"	"	"	"	"	X
106-93-4	1,2-Dibromoethane (EDB)	< 0.50	U	µg/l	0.50	0.30	1	"	"	"	"	"	X
95-50-1	1,2-Dichlorobenzene	< 1.00	U	µg/l	1.00	0.24	1	"	"	"	"	"	X
541-73-1	1,3-Dichlorobenzene	< 1.00	U	µg/l	1.00	0.30	1	"	"	"	"	"	X
106-46-7	1,4-Dichlorobenzene	< 1.00	U	µg/l	1.00	0.27	1	"	"	"	"	"	X
75-71-8	Dichlorodifluoromethane (Freon12)	< 2.00	U	µg/l	2.00	0.34	1	"	"	"	"	"	X
75-34-3	1,1-Dichloroethane	< 1.00	U	µg/l	1.00	0.29	1	"	"	"	"	"	X
107-06-2	1,2-Dichloroethane	< 1.00	U	µg/l	1.00	0.18	1	"	"	"	"	"	X
75-35-4	1,1-Dichloroethene	< 1.00	U	µg/l	1.00	0.31	1	"	"	"	"	"	X
156-59-2	cis-1,2-Dichloroethene	**21.3**		µg/l	1.00	0.40	1	"	"	"	"	"	X
156-60-5	trans-1,2-Dichloroethene	< 1.00	U	µg/l	1.00	0.38	1	"	"	"	"	"	X
78-87-5	1,2-Dichloropropane	< 1.00	U	µg/l	1.00	0.29	1	"	"	"	"	"	X
10061-01-5	cis-1,3-Dichloropropene	< 0.50	U	µg/l	0.50	0.33	1	"	"	"	"	"	X
10061-02-6	trans-1,3-Dichloropropene	< 0.50	U	µg/l	0.50	0.31	1	"	"	"	"	"	X
100-41-4	Ethylbenzene	< 1.00	U	µg/l	1.00	0.32	1	"	"	"	"	"	X
591-78-6	2-Hexanone (MBK)	< 2.00	U	µg/l	2.00	0.63	1	"	"	"	"	"	X
98-82-8	Isopropylbenzene	< 1.00	U	µg/l	1.00	0.30	1	"	"	"	"	"	X
1634-04-4	Methyl tert-butyl ether	**0.67**	J	µg/l	1.00	0.30	1	"	"	"	"	"	X
108-10-1	4-Methyl-2-pentanone (MIBK)	< 2.00	U	µg/l	2.00	0.35	1	"	"	"	"	"	X
75-09-2	Methylene chloride	< 2.00	U	µg/l	2.00	0.38	1	"	"	"	"	"	X
100-42-5	Styrene	< 1.00	U	µg/l	1.00	0.33	1	"	"	"	"	"	X
79-34-5	1,1,2,2-Tetrachloroethane	< 0.50	U	µg/l	0.50	0.26	1	"	"	"	"	"	X
127-18-4	Tetrachloroethene	**5.36**		µg/l	1.00	0.31	1	"	"	"	"	"	X
108-88-3	Toluene	< 1.00	U	µg/l	1.00	0.29	1	"	"	"	"	"	X
120-82-1	1,2,4-Trichlorobenzene	< 1.00	U	µg/l	1.00	0.32	1	"	"	"	"	"	X
71-55-6	1,1,1-Trichloroethane	< 1.00	U	µg/l	1.00	0.24	1	"	"	"	"	"	X
79-00-5	1,1,2-Trichloroethane	< 1.00	U	µg/l	1.00	0.31	1	"	"	"	"	"	X
79-01-6	Trichloroethene	**1.57**		µg/l	1.00	0.36	1	"	"	"	"	"	X

Sample Identification	Client Project #	Matrix	Collection Date/Time	Received
EFF	1703074.0011	Ground Water	04-Jun-18 14:30	05-Jun-18
SC47362-02				

CAS No.	Analyte(s)	Result	Flag	Units	*RDL	MDL	Dilution	Method Ref.	Prepared	Analyzed	Analyst	Batch	Cert.
Volatile Organic Compounds													
Volatile Organic Compounds by SW846 8260													
75-01-4	Vinyl chloride	< 1.00	U	µg/l	1.00	0.40	1	SW846 8260C	06-Jun-18	07-Jun-18	GMA	1807842	X
1330-20-7	Total Xylenes	< 3.00	U	µg/l	3.00	3.00	1	"	"	"	"	"	X
110-82-7	Cyclohexane	< 5.00	U	µg/l	5.00	0.44	1	"	"	"	"	"	X
79-20-9	Methyl acetate	< 10.0	U	µg/l	10.0	5.14	1	"	"	"	"	"	X
108-87-2	Methylcyclohexane	< 5.00	U	µg/l	5.00	0.39	1	"	"	"	"	"	X
Surrogate recoveries:													
460-00-4	*4-Bromofluorobenzene*	*89*			*70-130 %*			"	"	"	"	"	
2037-26-5	*Toluene-d8*	*90*			*70-130 %*			"	"	"	"	"	
17060-07-0	*1,2-Dichloroethane-d4*	*91*			*70-130 %*			"	"	"	"	"	
1868-53-7	*Dibromofluoromethane*	*95*			*70-130 %*			"	"	"	"	"	
Total Metals by EPA 200/6000 Series Methods													
Prepared by method General Prep-Metal													
	Preservation	**Field Preserved; pH<2 confirmed**		N/A			1	EPA 200/6000 methods	05-Jun-18		KT	1807729	
Total Metals by EPA 200 Series Methods													
7440-70-2	Calcium	**157**		mg/l	0.200	0.0679	1	EPA 200.7	06-Jun-18	07-Jun-18	SJR/T	1807752	X
7439-95-4	Magnesium	**26.5**		mg/l	0.0200	0.0147	1	"	"	"	"	"	X
General Chemistry Parameters													
	Hardness	**502**	HD	mg/l CaCO3	0.582	0.230	1	SM 2340B (11)	06-Jun-18	07-Jun-18	SJR/T	[CALC]	
	pH	**8.52**	pH	pH Units			1	ASTM D 1293-99B	05-Jun-18 14:00	05-Jun-18 14:20	BD	1807735	

SC47362 · BM

eurofins | Spectrum Analytical

CHAIN OF CUSTODY RECORD

Page 1 of 1

Special Handling:

☐ Standard TAT - 7 to 10 business days

☑ Rush TAT - Date Needed: 6/7

All TATs subject to laboratory approval
Min. 24-hr notification needed for rushes
Samples disposed after 30 days unless otherwise instructed.

Report To: E&E
386 Pleasant View Dr
Lancaster, NY 14086
Telephone #: 716 684 8060
Project Mgr: Mary K Mooney

Invoice To: same

P.O No.: _____ Quote #: _____

Project No: _____
Site Name: _____
Location: _____ State: _____
Sampler(s): _____

F=Field Filtered 1=$Na_2S_2O_3$ 2=HCl 3=H_2SO_4 4=HNO_3 5=NaOH 6=Ascorbic Acid
7=CH_3OH 8=$NaHSO_4$ 9=Deionized Water 10=H_3PO_4 11=_____ 12=_____

DW=Drinking Water GW=Groundwater SW=Surface Water WW=Waste Water
O=Oil SO=Soil SL=Sludge A=Indoor/Ambient Air SG=Soil Gas
X1=_____ X2=_____ X3=_____

G= Grab C=Compsite

Lab ID:	Sample ID:	Date:	Time:	Type	Matrix	# of VOA Vials	# of Amber Glass	# of Clear Glass	# of Plastic	List Preservative Code below: HCl / HNO_3 / —	Analysis: VOCs	Hardness	pH	Check if chlorinated
SC47362-01	INF	6/4/18	15:00	GW		3			2		✓	✓	✓	☐
↓ 02	EFF	6/4/18	14:30	GW		3			2		✓	✓	✓	☐
														☐
														☐
														☐
														☐
														☐
														☐
														☐

QA/QC Reporting Notes:
* additional charges may appply

MA DEP MCP CAM Report? ☐ Yes ☐ No
CT DPH RCP Report? ☐ Yes ☐ No
☐ Standard ☐ No QC ☐ DQA*
☑ ASP A* ☐ ASP B*
☐ NJ Reduced* ☐ NJ Full*
☐ Tier II* ☐ Tier IV*
☐ Other: _____
State-specific reporting standards:

Relinquished by:	Received by:	Date:	Time:
[signature]		6/4/18	15:45
[signature]	[signature]	6/5/18	1108

Temp °C: Observed 3.0 / Correction Factor 0 / Corrected 3.0 / IR ID # 02

☐ EDD format: _____
☐ E-mail to: _____

Condition upon receipt: Custody Seals: ☐ Present ☐ Intact ☐ Broken
☐ Ambient ☐ Iced ☐ Refrigerated ☐ DI VOA Frozen ☐ Soil Jar Frozen

Attachment C
Excerpts from the Groundwater Pumping Wells Analytical Report from Spectrum Analytical Laboratories

Analytical Data Package Work Order ID: SC48267
Sampled by IEG: June 28, 2018
Report Received: July 5, 2018

eurofins | Spectrum Analytical

☑ Final Report
☐ Revised Report

Report Date:
05-Jul-18 08:49

Laboratory Report
SC48267

Ecology and Environment, Inc.
368 Pleasant View Drive
Lancaster, NY 14086
Attn: MaryKate Mooney

Project: Mr. C's - East Aurora, NY
Project #: [none]

I attest that the information contained within the report has been reviewed for accuracy and checked against the quality control requirements for each method. These results relate only to the sample(s) as received.
All applicable NELAC requirements have been met.

Massachusetts # M-MA138/MA1110
Connecticut # PH-0777
Florida # E87936
Maine # MA138
New Hampshire # 2972/2538
New Jersey # MA011
New York # 11393
Pennsylvania # 68-04426/68-02924
Rhode Island # LAO00348
USDA # P330-15-00375
Vermont # VT-11393

Authorized by:

Rebecca Merz
Quality Services Manager

Rebecca Merz

Eurofins Spectrum Analytical holds primary NELAC certification in the State of New York for the analytes as indicated with an X in the "Cert." column within this report. Please note that the State of New York does not offer certification for all analytes. Please refer to our website for specific certification holdings in each state.
Please note that this report contains 17 pages of analytical data plus Chain of Custody document(s). When the Laboratory Report is indicated as revised, this report supersedes any previously dated reports for the laboratory ID(s) referenced above. Where this report identifies subcontracted analyses, copies of the subcontractor's test report are available upon request. This report may not be reproduced, except in full, without written approval from Eurofins Spectrum Analytical, Inc.

Eurofins Spectrum Analytical, Inc. is a NELAC accredited laboratory organization and meets NELAC testing standards. Use of the NELAC logo however does not insure that Eurofins Spectrum Analytical, Inc. is currently accredited for the specific method or analyte indicated. Please refer to our 'Quality' web page at www.spectrum-analytical.com for a full listing of our current certifications and fields of accreditation. States in which Eurofins Spectrum Analytical, Inc. holds NELAC certification are New York, New Hampshire, New Jersey, Pennsylvania and Florida. All analytical work for Volatile Organic and Air analysis are transferred to and conducted at our 830 Silver Street location (PA-68-04426).

Please contact the Laboratory or Technical Director at 800-789-9115 with any questions regarding the data contained in this laboratory report.

Sample Summary

Work Order: SC48267

Project: Mr. C's - East Aurora, NY

Project Number: [none]

Laboratory ID	Client Sample ID	Matrix	Date Sampled	Date Received
SC48267-01	Influent	Ground Water	28-Jun-18 10:00	29-Jun-18 10:15
SC48267-02	Effluent	Ground Water	28-Jun-18 10:00	29-Jun-18 10:15

Summary of Hits

Lab ID: SC48267-01 **Client ID:** Influent

Parameter	Result	Flag	Reporting Limit	Units	Analytical Method
cis-1,2-Dichloroethene	3100	D	50.0	µg/l	SW846 8260C
Tetrachloroethene	999	D	50.0	µg/l	SW846 8260C
Trichloroethene	448	D	50.0	µg/l	SW846 8260C
Vinyl chloride	142	D	50.0	µg/l	SW846 8260C

Lab ID: SC48267-02 **Client ID:** Effluent

Parameter	Result	Flag	Reporting Limit	Units	Analytical Method
Acetone	6.00	J	10.0	µg/l	SW846 8260C
cis-1,2-Dichloroethene	0.65	J	1.00	µg/l	SW846 8260C

Please note that because there are no reporting limits associated with hazardous waste characterizations or micro analyses, this summary does not include hits from these analyses if included in this work order.

Sample Identification	Client Project #	Matrix	Collection Date/Time	Received
Influent	[none]	Ground Water	28-Jun-18 10:00	29-Jun-18
SC48267-01				

CAS No.	Analyte(s)	Result	Flag	Units	*RDL	MDL	Dilution	Method Ref.	Prepared	Analyzed	Analyst	Batch	Cert.
Volatile Organic Compounds													
Volatile Organic Compounds by SW846 8260 Prepared by method SW846 5030 Water MS			GS1										
76-13-1	1,1,2-Trichlorotrifluoroethane (Freon 113)	< 50.0	U, D	µg/l	50.0	29.0	50	SW846 8260C	02-Jul-18	03-Jul-18	GMA	1809154	X
67-64-1	Acetone	< 500	U, D	µg/l	500	188	50	"	"	"	"	"	X
71-43-2	Benzene	< 50.0	U, D	µg/l	50.0	17.0	50	"	"	"	"	"	X
75-27-4	Bromodichloromethane	< 25.0	U, D	µg/l	25.0	14.6	50	"	"	"	"	"	X
75-25-2	Bromoform	< 50.0	U, D	µg/l	50.0	12.1	50	"	"	"	"	"	X
74-83-9	Bromomethane	< 100	U, D	µg/l	100	22.3	50	"	"	"	"	"	X
78-93-3	2-Butanone (MEK)	< 100	U, D	µg/l	100	35.2	50	"	"	"	"	"	X
75-15-0	Carbon disulfide	< 100	U, D	µg/l	100	35.0	50	"	"	"	"	"	X
56-23-5	Carbon tetrachloride	< 50.0	U, D	µg/l	50.0	19.6	50	"	"	"	"	"	X
108-90-7	Chlorobenzene	< 50.0	U, D	µg/l	50.0	15.0	50	"	"	"	"	"	X
75-00-3	Chloroethane	< 100	U, D	µg/l	100	20.2	50	"	"	"	"	"	X
67-66-3	Chloroform	< 50.0	U, D	µg/l	50.0	14.3	50	"	"	"	"	"	X
74-87-3	Chloromethane	< 100	U, D	µg/l	100	18.0	50	"	"	"	"	"	X
96-12-8	1,2-Dibromo-3-chloropropane	< 100	U, D	µg/l	100	23.6	50	"	"	"	"	"	X
124-48-1	Dibromochloromethane	< 25.0	U, D	µg/l	25.0	14.6	50	"	"	"	"	"	X
106-93-4	1,2-Dibromoethane (EDB)	< 25.0	U, D	µg/l	25.0	15.0	50	"	"	"	"	"	X
95-50-1	1,2-Dichlorobenzene	< 50.0	U, D	µg/l	50.0	12.2	50	"	"	"	"	"	X
541-73-1	1,3-Dichlorobenzene	< 50.0	U, D	µg/l	50.0	15.0	50	"	"	"	"	"	X
106-46-7	1,4-Dichlorobenzene	< 50.0	U, D	µg/l	50.0	13.6	50	"	"	"	"	"	X
75-71-8	Dichlorodifluoromethane (Freon12)	< 100	U, D	µg/l	100	17.2	50	"	"	"	"	"	X
75-34-3	1,1-Dichloroethane	< 50.0	U, D	µg/l	50.0	14.6	50	"	"	"	"	"	X
107-06-2	1,2-Dichloroethane	< 50.0	U, D	µg/l	50.0	9.05	50	"	"	"	"	"	X
75-35-4	1,1-Dichloroethene	< 50.0	U, D	µg/l	50.0	15.7	50	"	"	"	"	"	X
156-59-2	cis-1,2-Dichloroethene	**3,100**	D	µg/l	50.0	19.8	50	"	"	"	"	"	X
156-60-5	trans-1,2-Dichloroethene	< 50.0	U, D	µg/l	50.0	19.0	50	"	"	"	"	"	X
78-87-5	1,2-Dichloropropane	< 50.0	U, D	µg/l	50.0	14.4	50	"	"	"	"	"	X
10061-01-5	cis-1,3-Dichloropropene	< 25.0	U, D	µg/l	25.0	16.4	50	"	"	"	"	"	X
10061-02-6	trans-1,3-Dichloropropene	< 25.0	U, D	µg/l	25.0	15.3	50	"	"	"	"	"	X
100-41-4	Ethylbenzene	< 50.0	U, D	µg/l	50.0	15.8	50	"	"	"	"	"	X
591-78-6	2-Hexanone (MBK)	< 100	U, D	µg/l	100	31.7	50	"	"	"	"	"	X
98-82-8	Isopropylbenzene	< 50.0	U, D	µg/l	50.0	15.1	50	"	"	"	"	"	X
1634-04-4	Methyl tert-butyl ether	< 50.0	U, D	µg/l	50.0	14.8	50	"	"	"	"	"	X
108-10-1	4-Methyl-2-pentanone (MIBK)	< 100	U, D	µg/l	100	17.7	50	"	"	"	"	"	X
75-09-2	Methylene chloride	< 100	U, D	µg/l	100	19.2	50	"	"	"	"	"	X
100-42-5	Styrene	< 50.0	U, D	µg/l	50.0	16.4	50	"	"	"	"	"	X
79-34-5	1,1,2,2-Tetrachloroethane	< 25.0	U, D	µg/l	25.0	12.8	50	"	"	"	"	"	X
127-18-4	Tetrachloroethene	**999**	D	µg/l	50.0	15.6	50	"	"	"	"	"	X
108-88-3	Toluene	< 50.0	U, D	µg/l	50.0	14.5	50	"	"	"	"	"	X
120-82-1	1,2,4-Trichlorobenzene	< 50.0	U, D	µg/l	50.0	16.2	50	"	"	"	"	"	X
71-55-6	1,1,1-Trichloroethane	< 50.0	U, D	µg/l	50.0	12.2	50	"	"	"	"	"	X
79-00-5	1,1,2-Trichloroethane	< 50.0	U, D	µg/l	50.0	15.4	50	"	"	"	"	"	X
79-01-6	Trichloroethene	**448**	D	µg/l	50.0	17.8	50	"	"	"	"	"	X

Sample Identification	Client Project #	Matrix	Collection Date/Time	Received
Influent SC48267-01	[none]	Ground Water	28-Jun-18 10:00	29-Jun-18

CAS No.	Analyte(s)	Result	Flag	Units	*RDL	MDL	Dilution	Method Ref.	Prepared	Analyzed	Analyst	Batch	Cert.
Volatile Organic Compounds													
Volatile Organic Compounds by SW846 8260			GS1										
75-01-4	Vinyl chloride	**142**	D	µg/l	50.0	20.1	50	SW846 8260C	02-Jul-18	03-Jul-18	GMA	1809154	X
1330-20-7	Total Xylenes	< 150	U, D	µg/l	150	150	50	"	"	"	"	"	X
110-82-7	Cyclohexane	< 250	U, D	µg/l	250	21.8	50	"	"	"	"	"	X
79-20-9	Methyl acetate	< 500	U, D	µg/l	500	257	50	"	"	"	"	"	X
108-87-2	Methylcyclohexane	< 250	U, D	µg/l	250	19.5	50	"	"	"	"	"	X
Surrogate recoveries:													
460-00-4	*4-Bromofluorobenzene*	*98*			*70-130 %*			"	"	"	"	"	
2037-26-5	*Toluene-d8*	*99*			*70-130 %*			"	"	"	"	"	
17060-07-0	*1,2-Dichloroethane-d4*	*100*			*70-130 %*			"	"	"	"	"	
1868-53-7	*Dibromofluoromethane*	*94*			*70-130 %*			"	"	"	"	"	

Sample Identification	Client Project #	Matrix	Collection Date/Time	Received
Effluent SC48267-02	[none]	Ground Water	28-Jun-18 10:00	29-Jun-18

CAS No.	Analyte(s)	Result	Flag	Units	*RDL	MDL	Dilution	Method Ref.	Prepared	Analyzed	Analyst	Batch	Cert.
Volatile Organic Compounds													
Volatile Organic Compounds by SW846 8260 Prepared by method SW846 5030 Water MS													
76-13-1	1,1,2-Trichlorotrifluoroethane (Freon 113)	< 1.00	U	µg/l	1.00	0.58	1	SW846 8260C	02-Jul-18	03-Jul-18	GMA	1809154	X
67-64-1	Acetone	**6.00**	J	µg/l	10.0	3.76	1	"	"	"	"	"	X
71-43-2	Benzene	< 1.00	U	µg/l	1.00	0.34	1	"	"	"	"	"	X
75-27-4	Bromodichloromethane	< 0.50	U	µg/l	0.50	0.29	1	"	"	"	"	"	X
75-25-2	Bromoform	< 1.00	U	µg/l	1.00	0.24	1	"	"	"	"	"	X
74-83-9	Bromomethane	< 2.00	U	µg/l	2.00	0.45	1	"	"	"	"	"	X
78-93-3	2-Butanone (MEK)	< 2.00	U	µg/l	2.00	0.70	1	"	"	"	"	"	X
75-15-0	Carbon disulfide	< 2.00	U	µg/l	2.00	0.70	1	"	"	"	"	"	X
56-23-5	Carbon tetrachloride	< 1.00	U	µg/l	1.00	0.39	1	"	"	"	"	"	X
108-90-7	Chlorobenzene	< 1.00	U	µg/l	1.00	0.30	1	"	"	"	"	"	X
75-00-3	Chloroethane	< 2.00	U	µg/l	2.00	0.40	1	"	"	"	"	"	X
67-66-3	Chloroform	< 1.00	U	µg/l	1.00	0.29	1	"	"	"	"	"	X
74-87-3	Chloromethane	< 2.00	U	µg/l	2.00	0.36	1	"	"	"	"	"	X
96-12-8	1,2-Dibromo-3-chloropropane	< 2.00	U	µg/l	2.00	0.47	1	"	"	"	"	"	X
124-48-1	Dibromochloromethane	< 0.50	U	µg/l	0.50	0.29	1	"	"	"	"	"	X
106-93-4	1,2-Dibromoethane (EDB)	< 0.50	U	µg/l	0.50	0.30	1	"	"	"	"	"	X
95-50-1	1,2-Dichlorobenzene	< 1.00	U	µg/l	1.00	0.24	1	"	"	"	"	"	X
541-73-1	1,3-Dichlorobenzene	< 1.00	U	µg/l	1.00	0.30	1	"	"	"	"	"	X
106-46-7	1,4-Dichlorobenzene	< 1.00	U	µg/l	1.00	0.27	1	"	"	"	"	"	X
75-71-8	Dichlorodifluoromethane (Freon12)	< 2.00	U	µg/l	2.00	0.34	1	"	"	"	"	"	X
75-34-3	1,1-Dichloroethane	< 1.00	U	µg/l	1.00	0.29	1	"	"	"	"	"	X
107-06-2	1,2-Dichloroethane	< 1.00	U	µg/l	1.00	0.18	1	"	"	"	"	"	X
75-35-4	1,1-Dichloroethene	< 1.00	U	µg/l	1.00	0.31	1	"	"	"	"	"	X
156-59-2	cis-1,2-Dichloroethene	**0.65**	J	µg/l	1.00	0.40	1	"	"	"	"	"	X
156-60-5	trans-1,2-Dichloroethene	< 1.00	U	µg/l	1.00	0.38	1	"	"	"	"	"	X
78-87-5	1,2-Dichloropropane	< 1.00	U	µg/l	1.00	0.29	1	"	"	"	"	"	X
10061-01-5	cis-1,3-Dichloropropene	< 0.50	U	µg/l	0.50	0.33	1	"	"	"	"	"	X
10061-02-6	trans-1,3-Dichloropropene	< 0.50	U	µg/l	0.50	0.31	1	"	"	"	"	"	X
100-41-4	Ethylbenzene	< 1.00	U	µg/l	1.00	0.32	1	"	"	"	"	"	X
591-78-6	2-Hexanone (MBK)	< 2.00	U	µg/l	2.00	0.63	1	"	"	"	"	"	X
98-82-8	Isopropylbenzene	< 1.00	U	µg/l	1.00	0.30	1	"	"	"	"	"	X
1634-04-4	Methyl tert-butyl ether	< 1.00	U	µg/l	1.00	0.30	1	"	"	"	"	"	X
108-10-1	4-Methyl-2-pentanone (MIBK)	< 2.00	U	µg/l	2.00	0.35	1	"	"	"	"	"	X
75-09-2	Methylene chloride	< 2.00	U	µg/l	2.00	0.38	1	"	"	"	"	"	X
100-42-5	Styrene	< 1.00	U	µg/l	1.00	0.33	1	"	"	"	"	"	X
79-34-5	1,1,2,2-Tetrachloroethane	< 0.50	U	µg/l	0.50	0.26	1	"	"	"	"	"	X
127-18-4	Tetrachloroethene	< 1.00	U	µg/l	1.00	0.31	1	"	"	"	"	"	X
108-88-3	Toluene	< 1.00	U	µg/l	1.00	0.29	1	"	"	"	"	"	X
120-82-1	1,2,4-Trichlorobenzene	< 1.00	U	µg/l	1.00	0.32	1	"	"	"	"	"	X
71-55-6	1,1,1-Trichloroethane	< 1.00	U	µg/l	1.00	0.24	1	"	"	"	"	"	X
79-00-5	1,1,2-Trichloroethane	< 1.00	U	µg/l	1.00	0.31	1	"	"	"	"	"	X
79-01-6	Trichloroethene	< 1.00	U	µg/l	1.00	0.36	1	"	"	"	"	"	X

Sample Identification	Client Project #	Matrix	Collection Date/Time	Received
Effluent SC48267-02	[none]	Ground Water	28-Jun-18 10:00	29-Jun-18

CAS No.	Analyte(s)	Result	Flag	Units	*RDL	MDL	Dilution	Method Ref.	Prepared	Analyzed	Analyst	Batch	Cert.
Volatile Organic Compounds													
Volatile Organic Compounds by SW846 8260													
75-01-4	Vinyl chloride	< 1.00	U	µg/l	1.00	0.40	1	SW846 8260C	02-Jul-18	03-Jul-18	GMA	1809154	X
1330-20-7	Total Xylenes	< 3.00	U	µg/l	3.00	3.00	1	"	"	"	"	"	X
110-82-7	Cyclohexane	< 5.00	U	µg/l	5.00	0.44	1	"	"	"	"	"	X
79-20-9	Methyl acetate	< 10.0	U	µg/l	10.0	5.14	1	"	"	"	"	"	X
108-87-2	Methylcyclohexane	< 5.00	U	µg/l	5.00	0.39	1	"	"	"	"	"	X
Surrogate recoveries:													
460-00-4	*4-Bromofluorobenzene*	*99*			*70-130 %*			"	"	"	"	"	
2037-26-5	*Toluene-d8*	*100*			*70-130 %*			"	"	"	"	"	
17060-07-0	*1,2-Dichloroethane-d4*	*100*			*70-130 %*			"	"	"	"	"	
1868-53-7	*Dibromofluoromethane*	*92*			*70-130 %*			"	"	"	"	"	

SC48267 By

Page 1 of 1

eurofins | Spectrum Analytical

CHAIN OF CUSTODY RECORD

☐ 11 Almgren Drive, Agawam, MA 01001, (413) 789-9018
☐ 646 Camp Avenue, N. Kingstown, RI 02852, (401) 732-3400

Special Handling:

☐ TAT - Date Needed: ~~[illegible]~~ 3days

All TATs subject to laboratory approval
Min. 24-hr notification needed for rushes
Samples disposed after 60 days unless otherwise instructed.

Report To: E&E, Inc
368 Pleasantview Dr
Lancaster, NY 14086

Telephone #: (716) 684-8060
Project Mgr: Mary Kate Mooney

Invoice To: E&E, Inc

P.O No.:
Quote #:

Project No:
Site Name: Mr Cs OM&M
Location: East Aurora State: NY
Sampler(s): R. Allen

F=Field Filtered 1=Na_2S2O_3 2=HCl 3=H_2SO_4 4=HNO_3 5=NaOH 6=Ascorbic Acid
7=CH3OH 8=$NaHSO_4$ 9=Deionized Water 10=H_3PO_4 11= 12=

List Preservative Code below: 2

DW=Dinking Water GW=Groundwater SW=Surface Water WW=Waste Water
O=Oil SO=Soil SL=Sludge A=Indoor/Ambient Air SG=Soil Gas
X1= X2= X3=

G= Grab C=Compsite

QA/QC Reporting Notes:

QA/QC Reporting Level
☐ Level I ☐ Level II
☐ Level III ☐ Level IV
☐ Other: CAT A

State-specific reporting standards:

Lab ID:	Sample ID:	Date:	Time:	Type	Matrix	# of VOA Vials	# of Amber Glass	# of Clear Glass	# of Plastic	VOCs	Check if chlorinated
SC48267 01	INFLUENT	6/28/18	10:00 A	G	GW	3				✓	☐
↓ 02	EFFLUENT	6/28/18	10:00 A	G	GW	3				✓	☐
											☐
											☐
											☐
											☐
											☐
											☐
											☐
											☐

Containers: # of VOA Vials, # of Amber Glass, # of Clear Glass, # of Plastic
Analysis: VOCs

Please send another Sample Kit (Don't send smallest coolers)

Relinquished by:	Received by:	Date:	Time:	Temp °C
Richard C Allen Jr	[signature]	6/29/18	1015	Observed 2.4
[signature]				Corecction Factor 0
				Corrected 2.4
				IR ID # 02

☒ EDD format: PDF
☐ E-mail to: mmooney@ene.com

Condition upon receipt: Custody Seals: ☒ Present ☒ Intact ☐ Broken
☐ Ambient ☒ Iced ☐ Refrigerated ☐ DI VOA Frozen ☐ Soil Jar Frozen

Attachment D
Summary of Site Utility Costs and Projections
January to December 2018

ATTACHMENT D

Mr. C's Dry Cleaners Site - Remedial Treatment Utility Costs
NYSDEC Work Assignment #10C3074.0011.11
12 Months of System Operation and Maintenance
May/June 2018 Report

Utility Budget:	Electric:	$25,300.00
	Telephone:	$540.00
	Gas	$1,120.00
	Total:	$26,960.00

Gas and Electric

Utility Provider	Account #	E&E Cost Center	Description	Jan-2018	Feb-2018	Mar-2018	Apr-2018	May-2018	Jun-2018
New York State E&G	1001-0310-422	EN-003229-0001-03TTO	Mr. C's Electric Costs	$ 1,314.70	$ 1,124.10	$ 975.14	$ 1,077.67	$ 1,378.14	$ 1,207.50
New York State E&G	76-311-11-015900-18								
National Fuel Gas	5819628-05	EN-003229-0001-03TTO	Mr. C's Natural Gas Costs	$ 81.72	$ 62.46	$ 65.75	$ 68.44	$ 38.16	$ 65.63
			Totals	**$ 1,396.42**	**$ 1,186.56**	**$ 1,040.89**	**$ 1,146.11**	**$ 1,416.30**	**$ 1,273.13**

		Jul-2018	Aug-2018	Sep-2018	Oct-2018	Nov-2018	Dec-2018
	Mr. C's Electric Costs						
	Mr. C's Natural Gas Costs						
	Totals	**$ -**	**$ -**	**$ -**	**$ -**	**$ -**	**$ -**

Electric - Mr. C's	**$**	**7,077.25**	**Notes:**
Natural Gas - Mr. C's	**$**	**382.16**	Overbilled natural gas costs - no charges
Grand Total - NYSE&G/National Fuel Gas Costs To Date	**$**	**7,459.41**	**Estimated Reading**

Telephone

Utility Provider	Phone #	E&E Cost Center	Location Description	Jan-2018	Feb-2018	Mar-2018	Apr-2018	May-2018	Jun-2018
Granite Telecommunications	866-874-5500	EN-003229-0001-03TTO	Mr. C's Telephone Costs	$ 41.09	$ 41.09	$ 41.09	$ 41.09	$ 41.09	$ 41.09
Account # 01890582				**Jul-2018**	**Aug-2018**	**Sep-2018**	**Oct-2018**	**Nov-2018**	**Dec-2018**

Verizon Costs to Date - Mr. C's	**$**	**246.54**
Grand Total All Utilities To Date	**$**	**7,705.95**

Monthly Average Costs

Mr. C's Electric	$	1,179.54
Mr. C's Gas	$	63.69
Mr. C's Telephone	$	41.09
Average Utility Cost Total	**$**	**1,284.33**
12 Month Estimate	**$**	**15,411.90**

Budget Remaining:	Electric:	$18,222.75
	Telephone:	$293.46
	Gas	$737.84
	Total:	$19,254.05

ecology and environment engineering and geology, p.c.
Environmental Specialists

BUFFALO CORPORATE CENTER
368 Pleasant View Drive
Lancaster, New York 14086
Tel: (716) 684-8060, Fax: (716) 684-0844

August 24, 2018

Ms. Pranavi Ghugare, Project Manager
New York State Department of Environmental Conservation
Division of Environmental Remediation
625 Broadway, 12th Floor
Albany, New York 12233 - 7013

Re: Mr. C's Dry Cleaners Site, Contract # D007617, Site # 915157
July 2018 Operations, Maintenance, and Monitoring Report

Dear Ms. Ghugare:

Ecology and Environment Engineering and Geology, P.C. (E&E) is pleased to provide the July 2018 Operations, Maintenance, and Monitoring (OM&M) Report for the Mr. C's Dry Cleaners Site, NYSDEC Site # 915157, located in the Village of East Aurora, New York.

During the July 2018 reporting period, the treatment system was in operation from June 28 to July 30, 2018. The monthly OM&M sampling was performed on July 5 and July 26, 2018. The results were received from SAI on July 10, 2018 and August 2, 2018, respectively. A summary of field activities prepared by E&E's subcontractor, IYER Environmental Group, PLLC (IEG), is provided in Attachment A. Selected pages from the groundwater treatment system analytical data packages prepared by Spectrum Analytical Inc. (SAI), Warwick, Rhode Island, are provided as Attachments B and C, respectively.

In response to the 2017 Periodic Review Report, NYSDEC requested on March 6, 2018 that the east pumping wells (RW-1, PW-2, and PW-3) remain off while the pumping wells to the west of Whaley Avenue (PW-4, PW-5, PW-6, PW-7, and PW-8) remain on. Additionally, it was requested that testing of the groundwater from the pumping wells in operation be performed on a quarterly schedule. Testing of these pumping wells were sampled in April 18, 2018 and again on July 26, 2018. Subsequent testing of the groundwater from the pumping wells shall occur in October 2018 and January 2019. Selected pages from the pumping well sampling analytical data packages prepared by SAI for the month of July are provided as Attachments D.

The current annual site utility cost information is provided in Attachment E.

In review of the on-site treatment system operations, monitoring and maintenance from IEG for July 2018, E&E offers the following comments and highlights:

Operational Summary:

- Based on inspection reports prepared by IEG, the remedial treatment system for the period of June 28 through July 30, 2018, had a 100% operational up-time, and the treatment of contaminated groundwater during that period totaled 154,600 gallons. The treated effluent water and operational up-time can be seen in Table 1.
- The compliance samples from July 5 and July 26, 2018 had discharge effluent concentrations for cis-1,2-dichloroethene, trichloroethene, and tetrachloroethene were below the daily SPDES Equivalency permit requirements of 10 µg/L for each contaminant. All other requirements of the SPDES Equivalency permit were also met. The effluent results for July 5 and July 28, 2018 are provided in Table 2.
- The analytical summary results of the July 5, 2018 samples revealed the total volatile organic contaminant concentrations of the influent to be 4,742.5 µg/L. In review of the effluent concentrations, the total volatile organic contaminant concentrations were 8.4 µg/L. The analytical summary results of the July 26, 2018 samples revealed the total volatile organic contaminant concentrations of the influent to be 4,046 µg/L. In review of the effluent concentrations, the total volatile organic contaminant concentrations were 0.0 µg/L. The summary of influent and effluent contaminant concentrations for the July 2018 sampling are presented in Table 3. Figure 1 shows the influent and effluent VOC concentrations during each sampling event in 2017 and 2018.
- The Mr. C's treatment system based on the total flows from the uptime operations, removed 1.61 lbs. of targeted contaminants from the groundwater between June 28 and July 5, 2018 and 4.22 lbs. of targeted contaminants from the groundwater between July 5 and July 30, 2018. The cleanup effectiveness for July 2018 was 99.82% and 100% for July 5 and July 26, 2018, respectively. The calculations and data for these months are presented in Table 3. The mass of VOCs removed each month throughout 2017 and 2018 is shown in Figure 2.

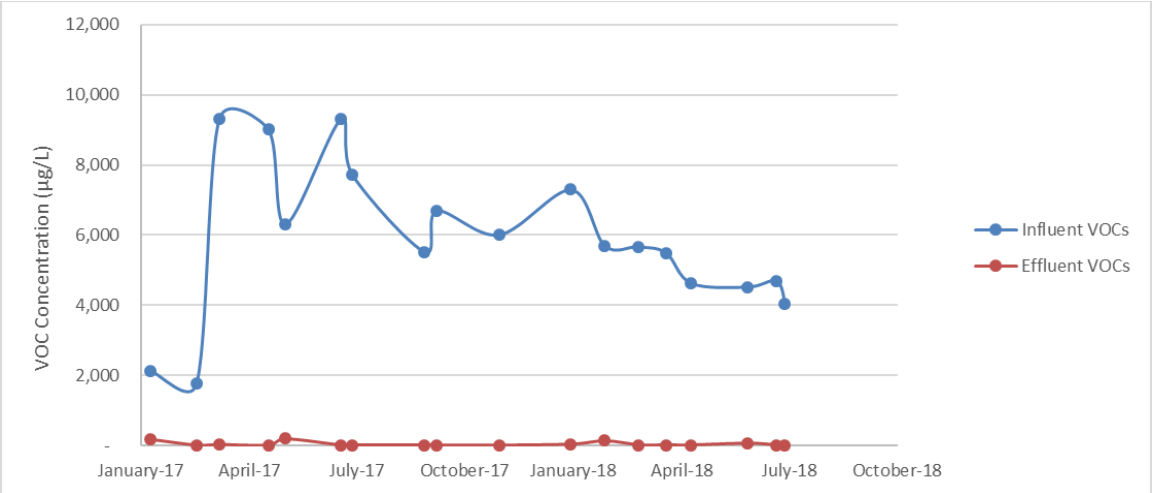

Figure 1: Influent and Effluent VOC concentrations during each sampling event in 2017 and 2018.

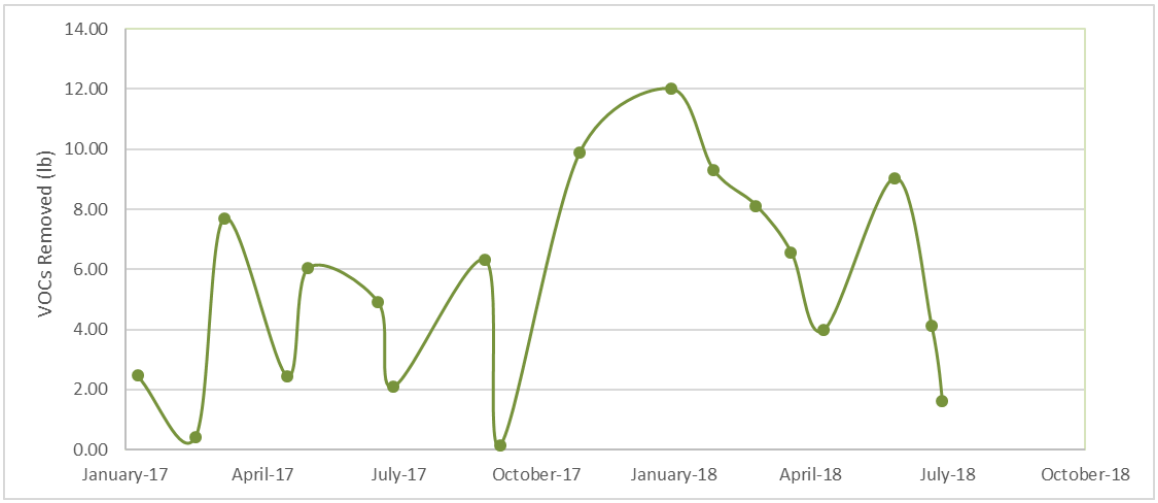

Figure 2: The mass of VOCs removed each month throughout 2017 and 2018.

- Pumping wells PW-4, PW-5, PW-6, PW-7, and PW-8 were sampled on July 26, 2018. Results of the July 2018 pumping well sampling event are provided in Table 4. Figures 3 through 7 show the historical concentrations of cis-1,2-dichloroethene (cis-1,2-DCE), tetrachloroethene (PCE), and trichloroethene (TCE) throughout 2017 and 2018.
- Individual pumping well sampling will continue to be completed on a quarterly basis to monitor VOC concentrations.

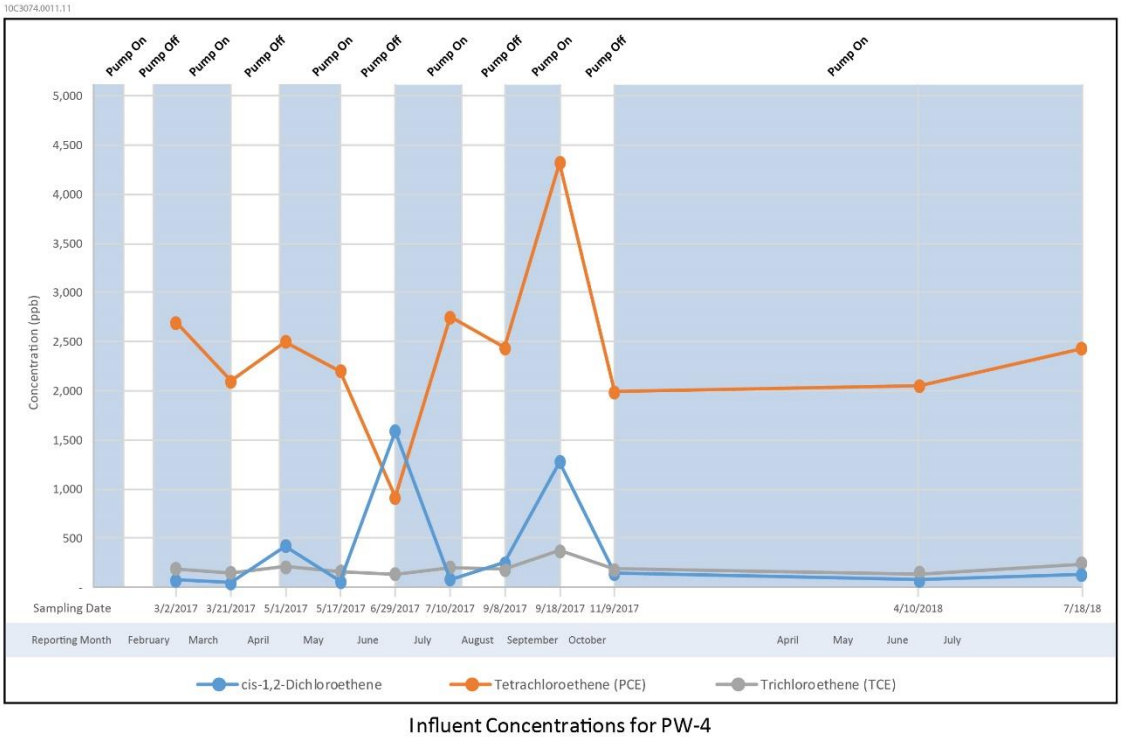

Influent Concentrations for PW-4

Figure 3: Influent concentrations of cis-1,2-DCE, PCE, and TCE throughout 2017 and 2018 for Pumping Well 4 (PW-4).

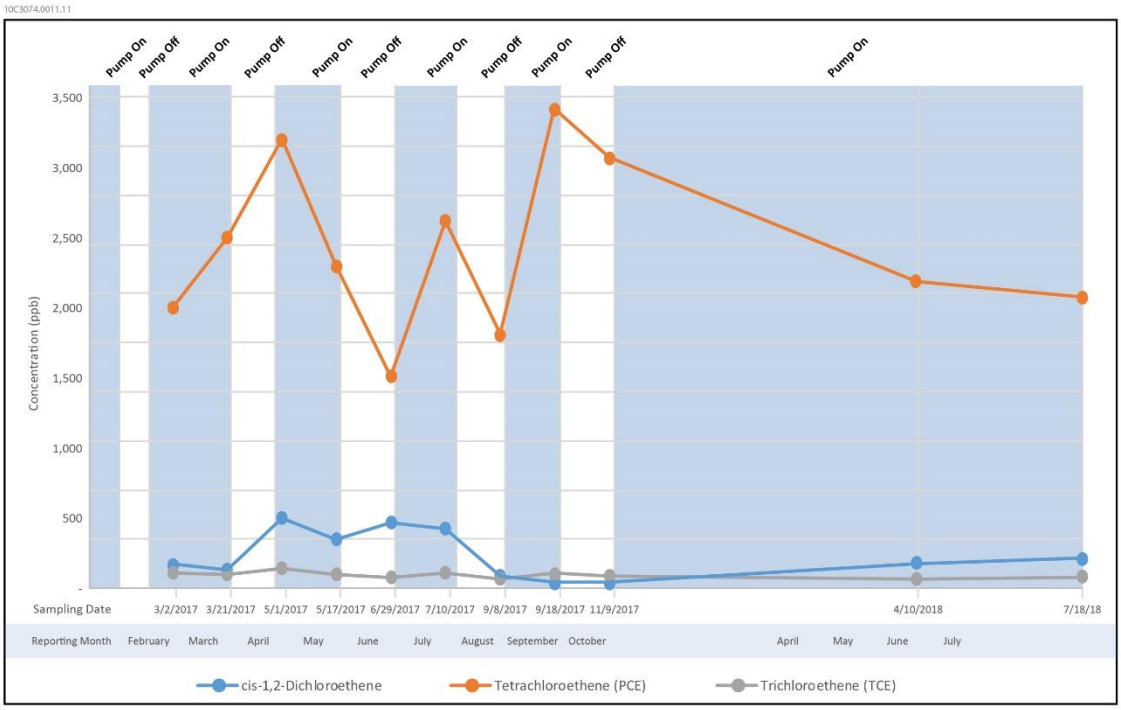

Influent Concentrations for PW-5

Figure 4: Influent concentrations of cis-1, 2-DCE, PCE, and TCE throughout 2017 and 2018 for Pumping Well 5 (PW-5).

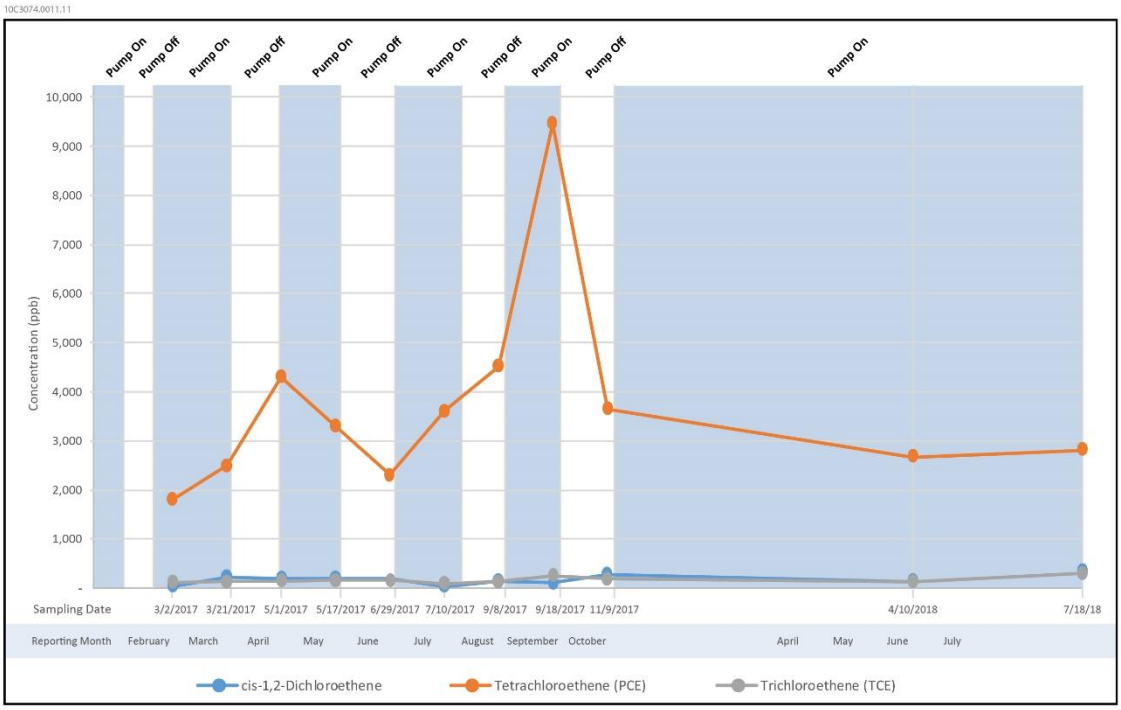

Influent Concentrations for PW-6

Figure 5: Influent concentrations of cis-1, 2-DCE, PCE, and TCE throughout 2017 and 2018 for Pumping Well 6 (PW-6).

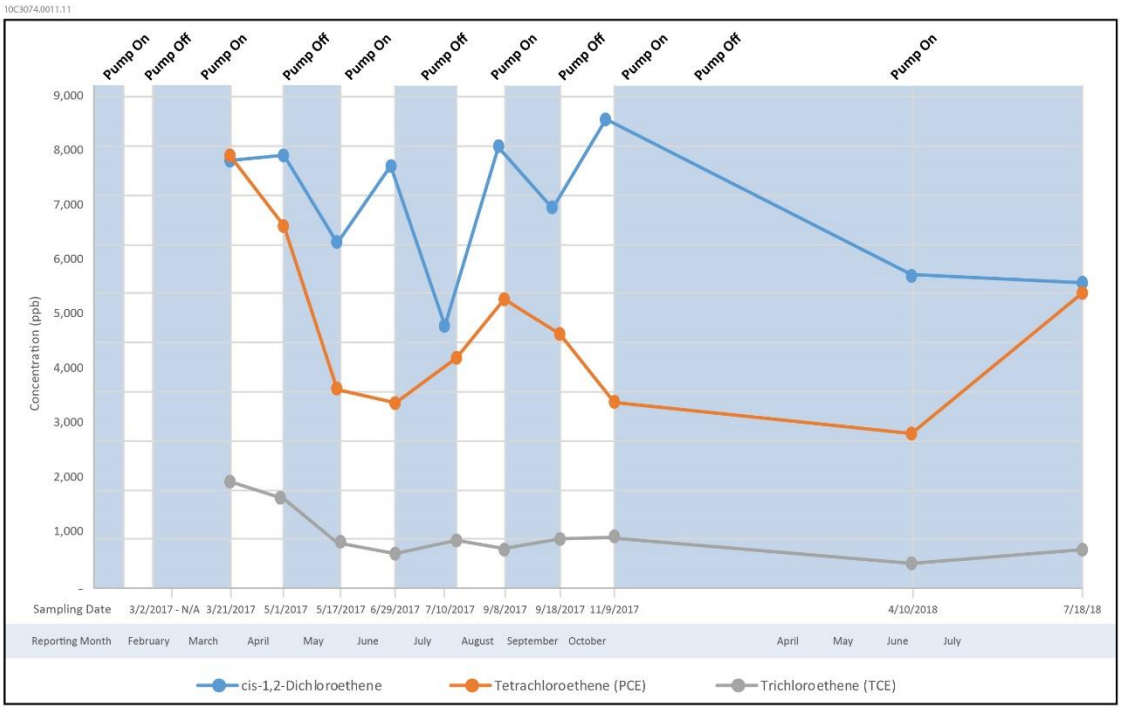

Influent Concentrations for PW-7

Figure 6: Influent concentrations of cis-1, 2-DCE, PCE, and TCE throughout 2017 and 2018 for Pumping Well 7 (PW-7).

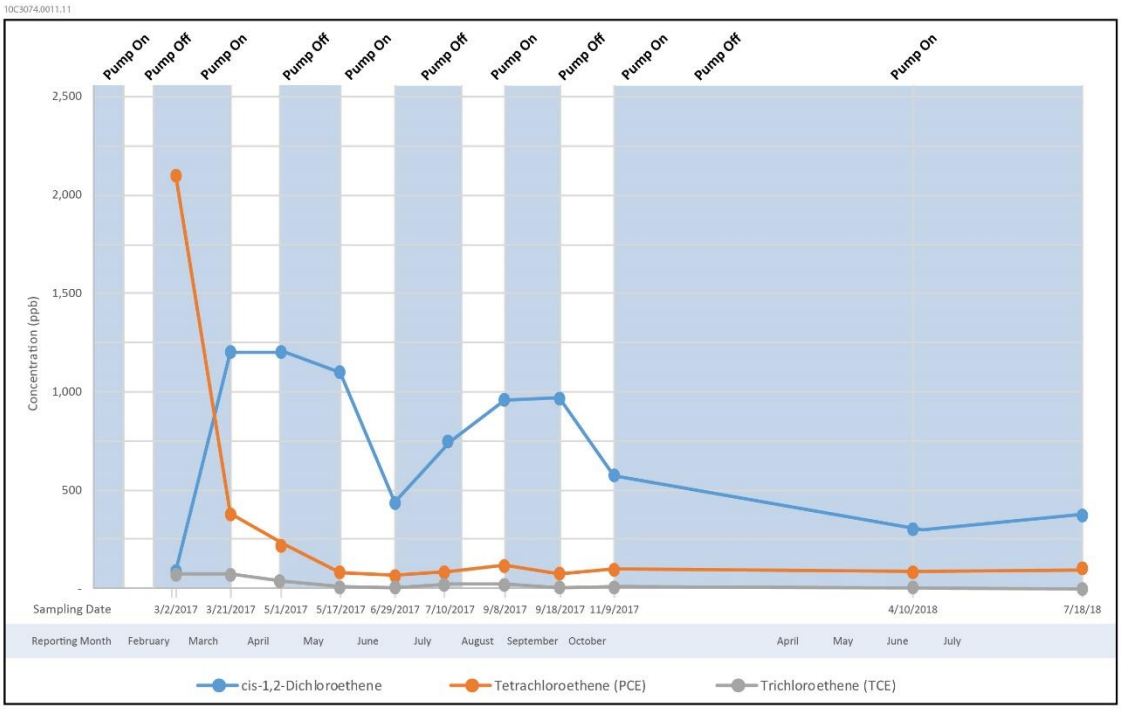

Influent Concentrations for PW-8

Figure 7: Influent concentrations of cis-1, 2-DCE, PCE, and TCE throughout 2017 and 2018 for Pumping Well 8 (PW-8).

Subslab Depressurization Systems (SSDS):

- SSDS installation designs at 23 and 31 Paine Street are currently in progress.

If you have questions regarding the July 2018 OM&M report summary, please do not hesitate to contact me at 716-684-8060.

Very Truly Yours,
Ecology and Environment Engineering and Geology, P. C.

Ashlee Patnode

Ashlee Patnode
Project Manager

cc: D. Szymanski, Region 9, NYSDEC – Buffalo w/ attachments
D. Iyer, IEG w/ attachments
M. Mooney, EEEGPC Buffalo w/ attachments
CTF - 10C3074.0011.11

Table 1
Mr. C's Dry Cleaners Site Remediation
Site #915157
System Operation and Management

Month	Sample Date	Up-time (Reporting Period)		Treated Effluent (gallon)	VOC Removal		
		Reporting Hours	Operational Up-time		Influent VOCs (µg/L)	Effluent VOCs(µg/L)	VOCs Removed (lbs.)
(Treatment System Up-time from 9/5/02 to 01/08/18)		**118,453.50**	**91.67%**	**131,261,841**	**NA**	**NA**	**1,680.06**
January 8, 2018 - February 5,2018	February 5, 2018	672	100.00%	200,566	5695.00	136.76	9.30
February 5, 2018 - March 5,2018	March 5, 2018	624	92.86%	171,953	5670.00	12.76	8.12
March 5, 2018 - March 28, 2018	March 28, 2018	552	100.00%	143,120	5494.50	7.44	6.55
March 28, 2018 - April 18, 2018	April 18, 2018	504	100.00%	103,015	4625.00	6.32	3.97
April 18, 2018 - June 4, 2018	June 4, 2018	1128	100.00%	242,989	4521.50	61.60	9.04
June 4, 2018 - June 28, 2018	June 28, 2018	528	91.67%	104,925	4695.00	6.65	4.10
June 28, 2018 - July 30, 2018	July 5, 2018	768	100.00%	47,778	4046.00	0.00	1.61
	July 26, 2018				4742.50	8.39	4.22
Total in 2017		**4,776.00**	**98.03%**	**1,014,346**	**39,489.50**	**239.92**	**46.92**
Total from startup		**123,229.50**	**91.90%**	**132,276,187**	**NA**	**NA**	**1,726.98**

NOTES:

1. Up-time based as percentage of total reporting hours.
2. Treatment system operated by Iyer Environmental Group from 07/07/2016 to present.
3. VOC removal calculations are based on monthly water samples and assumes samples are representative of the entire reporting period.
4. VOC removal calculations assume that non-detect values = 0 ug/L.
5. Total VOCs summations include estimated "J" values.
6. VOC removal calculations are based on effluent totalizer readings.
7. "Influent VOCs" and "Effluent VOCs" values given above is the summation of values for individual compounds given in monthly analytical reports.
8. Unit conversion: 1 pound = 453.5924 grams, 1 gallon = 3.785 liters
9. Formula for the VOC removal calculation:

$(VOCs_{Influent} - VOCs_{Effluent})(ug/L) \cdot (1g/10^6 ug) \cdot (1\ lb/453.5924\ g) \cdot (Monthly\ process\ water)(gal) \cdot (3.785\ L/gallon)$

Table 2
Mr. C's Dry Cleaners Site Remediation
Site #915157
Effluent Discharge Criteria & Analytical Compliance Results

Parameter/Analyte	Daily Maximum[1]	Units	July 5, 2018 Effluent Analytical Values Compliance	July 26, 2018 Effluent Analytical Values Compliance
Flow (Average)[2]	N/A	gpd	5,972	4,273
pH	6.0 - 9.0	standard units	8.59	8.62
1,1 Dichloroethene	10	µg/L	ND	ND
1,1 Dichloroethane	10	µg/L	ND	ND
cis-1,2-dichloroethene	10	µg/L	0.4 J	ND
Trichloroethene	10	µg/L	ND	ND
Tetrachloroethene	10	µg/L	0.5 J	ND
Vinyl Chloride	10	µg/L	ND	ND
Benzene	5	µg/L	ND	ND
Ethylbenzene	5	µg/L	ND	ND
Methylene Chloride	10	µg/L	ND	ND
1,1,1 Trichloroethane	10	µg/L	ND	ND
Toluene	5	µg/L	ND	ND
Methyl-t-Butyl Ether (MTBE)	NA	ug/L	ND	ND
o-Xylene[3]	5	µg/L	ND	ND
m, p-Xylene[3]	10	µg/L	ND	ND
Total Xylenes	NA	ug/L	ND	ND
Iron, total[4]	600	µg/L	NA[4]	NA[4]
Aluminum[4]	4,000	µg/L	NA[4]	NA[4]
Copper[4]	48	µg/L	NA[4]	NA[4]
Lead[4]	11	µg/L	NA[4]	NA[4]
Manganese[4]	2,000	µg/L	NA[4]	NA[4]
Silver[4]	100	µg/L	NA[4]	NA[4]
Vanadium[4]	28	µg/L	NA[4]	NA[4]
Zinc[4]	230	µg/L	NA[4]	NA[4]
Total Dissolved Solids[4]	850	mg/L	NA[4]	NA[4]
Total Suspended Solids[4]	20	mg/L	NA[4]	NA[4]
Hardness	N/A		431	513
Cyanide, Free[4]	10	µg/L	NA[4]	NA[4]

NOTES:

1. "Daily Maximum" excerpted from Attachment E of Addendum 1 to the Construction Contract Documents dated October 2000.

2. Average flows based on effluent readings:

June 28, 2018 - July 5, 2018 = 5,972 gallons per day.
July 5, 2018 - July 30, 2018 = 4,273 gallons per day.
June 28, 2018 - July 30, 2018 = 4,831 gallons per day.

3. Analytical report did not differentiate between o-Xylene and m, p-Xylene. Total Xylene value reported is given in each line.

4. Removed from the required analysis list by NYSDEC Region 9 in February 2005.

5. Dark shaded cells indicate that analytical value exceeds the "Daily Maximum."

6. "ND" indicates that the compound was not detected and lists the practical quantitation limit in parentheses.

7. "NA" indicates that analyses were not performed and data is unavailable.

8. "J" indicates an estimated value below the detection limit.

9. "B" indicates analyte found in the associated blank.

10. "NS" indicates that the parameter analysis was not sampled.

11.Effluent samples taken on July 5 and 26, 2018. Both samples met the NYSDEC effluent discharge

Table 3
Mr. C's Dry Cleaners Site Remediation
NYSDEC Site #915157
July 2018 VOC Analytical Summary

Compound	Based on the July 5, 2018 Effluent Analytical Results					Based on the July 26, 2018 Effluent Analytical Results				
	Influent Concentration* (ug/L)		Effluent Concentration** (ug/L)		Cleanup Efficiency*** (%)	Influent Concentration* (ug/L)		Effluent Concentration** (ug/L)		Cleanup Efficiency*** (%)
Acetone	ND (<500)	U	7.49	J	NA	ND (<500)	U	ND (<10.0)	U	NA
Benzene	ND (<50)	U	ND (<1.0)	U	NA	ND (<50)	U	ND (<1.0)	U	NA
2-Butanone	ND (<100)	U	ND (<2.0)	U	NA	ND (<100)	U	ND (<2.0)	U	NA
cis-1, 2-Dichloroethene	2940		0.4	J	99.99%	2660		ND (<1.0)	U	100.00%
Chloroform	15.5	J	ND (<1.0)	U	100.00%	17.5	J	ND (<1.0)	U	100.00%
Chloromethane	ND (<100)	U	ND (<2.0)	U	NA	ND (<100)	U	ND (<2.0)	U	NA
Methylene chloride	ND (<100)	U	ND (<2.0)	U	NA	ND (<100)	U	ND (<2.0)	U	NA
Methyl tert-butyl ether (MTBE)	17		ND (<1.0)	U	100.00%	ND(<50)	U	ND (<1.0)	U	NA
Methyl acetate	ND (<250)	U	ND (<5.0)	U	NA	ND (<250)	U	ND (<5.0)	U	NA
Tetrachloroethene (PCE)	1180		0.5	J	99.96%	913		ND (<1.0)	U	100.00%
Toluene	ND (<50)	U	ND (<1.0)	U	NA	ND (<50)	U	ND (<1.0)	U	NA
Trichloroethene (TCE)	360		ND (<1.0)	U	100.00%	369		ND (<1.0)	U	100.00%
Carbon Disulfide	ND (<100)	U	ND (<2.0)	U	NA	ND (<100)	U	ND (<2.0)	U	NA
1,1,2 Trichloro-1,2,2-trifluororethane	ND (<50)	U	ND (<1.0)	U	NA	ND (<50)	U	ND (<1.0)	U	NA
2-Hexanone	ND (<100)	U	ND (<2.0)	U	NA	ND (<100)	U	ND (<2.0)	U	NA
4-Methyl-2-pentanone	ND (<100)	U	ND (<2.0)	U	NA	ND (<100)	U	ND (<2.0)	U	NA
Cyclohexane	ND (<250)	U	ND (<5.0)	U	NA	ND (<250)	U	ND (<5.0)	U	NA
trans-1,2-dichloroethene	ND (<50)	U	ND (<1.0)	U	NA	ND (<50)	U	ND (<1.0)	U	NA
Chlorobenzene	ND (<50)	U	ND (<1.0)	U	NA	ND (<50)	U	ND (<1.0)	U	NA
Methylcyclohexane	ND (<250)	U	ND (<5.0)	U	NA	ND (<250)	U	ND (<5.0)	U	NA
Ethylbenzene	ND (<50)	U	ND (<1.0)	U	NA	ND (<50)	U	ND (<1.0)	U	NA
Vinyl Chloride	230		ND (<1.0)	U	100.00%	86.5		ND (<1.0)	U	100.00%
Total Xylenes	ND (<150)	U	ND (<3.0)	U	NA	ND (<150)	U	ND (<3.0)	U	NA
TOTAL:	**4742.5**		**8.4**		**99.82%**	**4046.0**		**0.0**		**100.00%**

Notes:

1. "NA" = Not applicable
2. "U" = Compound analyzed, but was not detected. Detection limit in parentheses.
3. "DJ" or "J" indicates an estimated value below the practical quantitation limit but above the method detection limit.
4. Non-detect values are assumed to be equal to zero for calculation of monthly average concentrations.
5. "D" indicates the compound concentration was obtained form a secondary dilution analysis.
6. "Bold" - exceeds the SPDES Equilavency Permit Requirements.
7. Influent and effluent samples were taken from the treatment system on July 5 and 26, 2018. The analytical results from July 26, 2018 were used for the July 2018 O&M Report.

Table 4
Mr. C's Dry Cleaners Site Remediation
NYSDEC Site #915157
July 2018 Analytical Summary of Groundwater from Pumping Wells

Compound*	Based on the July 26, 2018 Analytical Results									
	Puming Well PW-04**		Puming Well PW-05**		Puming Well PW-06**		Puming Well PW-07**		Puming Well PW-08**	
	(ug/L)		(ug/L)		(ug/L)		(ug/L)		(ug/L)	
Acetone	ND (<500)	U	11		ND (<500)	U	ND (<500)	U	ND (<500)	U
Benzene	ND (<50)	U	ND (<50)	U	ND (<50)	U	ND (<50)	U	ND (<50)	U
2-Butanone	ND (<100)	U	ND (<100)	U	ND (<100)	U	ND (<100)	U	ND (<100)	U
cis-1, 2-Dichloroethene	99.0		210		140.0		5,700		370	
Chloroform	ND (<50)	U	ND (<50)	U	ND (<50)	U	ND (<50)	U	0.25	J
Chloromethane	ND (<100)	U	ND (<100)	U	ND (<100)	U	ND (<100)	U	0.31	J
Methylene chloride	ND (<100)	U	ND (<100)	U	ND (<100)	U	ND (<100)	U	ND (<100)	U
Methyl tert-butyl ether (MTBE)	0.87	J	0.32	J	1.2		8.9	J	6.7	
Methyl acetate	ND (<250)	U	ND (<250)	U	ND (<250)	U	ND (<250)	U	ND (<250)	U
Tetrachloroethene (PCE)	2,400		2,100		2,800		5,500		100	
Toluene	ND (<50)	U	ND (<50)	U	ND (<50)	U	ND (<50)	U	ND (<50)	U
Trichloroethene (TCE)	210		81.0		180		720		7.9	
Carbon Disulfide	ND (<100)	U	ND (<100)	U	ND (<100)	U	ND (<100)	U	ND (<100)	U
1,1,2 Trichloro-1,2,2-trifluororethane	ND (<50)	U	ND (<50)	U	ND (<50)	U	ND (<50)	U	ND (<50)	U
2-Hexanone	ND (<100)	U	ND (<100)	U	ND (<100)	U	ND (<100)	U	ND (<100)	U
4-Methyl-2-pentanone	ND (<100)	U	ND (<100)	U	ND (<100)	U	ND (<100)	U	ND (<100)	U
Cyclohexane	ND (<250)	U	ND (<250)	U	ND (<250)	U	ND (<250)	U	ND (<250)	U
trans-1,2-dichloroethene	1.9		9.1		0.79	J	36		1.2	
Chlorobenzene	ND (<50)	U	ND (<50)	U	ND (<50)	U	ND (<50)	U	ND (<50)	U
Methylcyclohexane	ND (<250)	U	ND (<250)	U	ND (<250)	U	ND (<250)	U	ND (<250)	U
Ethylbenzene	ND (<50)	U	ND (<50)	U	ND (<50)	U	ND (<50)	U	ND (<50)	U
Vinyl Chloride	ND (<50)	U	17		ND (<50)	U	400		45.0	
Total Xylenes	ND (<150)	U	ND (<150)	U	ND (<150)	U	ND (<150)	U	ND (<150)	U
TOTAL:	**2711.8**		**2428.42**		**3121.99**		**12364.90**		**531.36**	

Notes:
1. "NA" = Not applicable
2. "U" = Compound analyzed, but was not detected. Detection limit in parentheses.
3. "DJ" or "J" indicates an estimated value below the practical quantitation limit but above the method detection limit.
4. Non-detect values are assumed to be equal to zero for calculation of monthly average concentrations.
5. "D" indicates the compound concentration was obtained form a secondary dilution analysis.
6. "Bold" - exceeds the SPDES Equilavency Permit Requirements.
7. Detection Limits (<50), (<100), (<150), (<250), and (<500)
8. Contaminants of Concern only.

Attachment A
IEG Summary of Field Activities
July 2018

07/05/18
07/16/18
07/30/18

MR. C's DRY CLEANERS SITE
NYSDEC Site #9-15-157
OM&M: SITE INSPECTION FORM

DATE: 5-Jul-18 *ACTIVITIES:* Site Inspection

INSPECTION PERSONNEL: R. Allen *OTHER PERSONNEL:* ----------

WEATHER CONDITIONS: Partly cloudy, hot *OUTSIDE TEMPERATURE (°F):* 88

ARE WELL PUMPS OPERATING IN AUTO: YES: NO: √ If "NO", provide explanation below

RW-1, PW-2 and PW-3 are manually set to OFF position; PW-4 through PW-8 are in AUTO

PROVIDE WATER LEVEL READINGS ON CONTROL PANEL

RW-1	ON: √	OFF:	13	ft	PW-5	ON:	OFF: √	6	ft
PW-2	ON:	OFF: √	10	ft	PW-6	ON:	OFF: √	7	ft
PW-3	ON: √	OFF:	11	ft	PW-7	ON:	OFF: √	7	ft
PW-4	ON:	OFF: √	4	ft	PW-8	ON:	OFF: √	6	ft

EQUALIZATION TANK: 4 ft Last Alarm D/T/Condition: 6/12/2018 Air Stripper Lo Pressure

NOTES:

INFLUENT FLOW RATE: 0 gpm INFLUENT TOTALIZER READING: 15972552 gallons

SEQUESTERING AGENT DRUM LEVEL: 14 inches *(x 1.7=)* *AMOUNT OF AGENT REMAINING:* 24 gallons

SEQUESTERING AGENT FEED RATE: ----- ml/min *METERING PUMP PRESSURE:* ----- psi

		Top	Bottom			Top	Bottom	
BAG FILTER PRESSURES:	LEFT:	0	0	psi	RIGHT:	8	0	psi

INFLUENT FEED PUMP IN USE: #1 √ #2 *INFLUENT PUMP PRESSURE:* 8 psi

AIR STRIPPER BLOWER IN USE: #1 √ #2 *AIR STRIPPER PRESSURE:* 26 in. H_2O

AIR STRIPPER DIFFERENTIAL PRESSURE: broken in. H_2O *DISCHARGE PRESSURE:* 2.4 in. H_2O

AIR FLOW : 1550 fpm X 1.4 = 2170 CFM *AIR SPARGER* *LEFT* 6.8 *RIGHT* 3.4 CFM

AIR TEMP: 115 °F

EFFLUENT PUMP IN USE: #1 #2 √ *EFFLUENT FEED PUMP PRESSURE:* 9 psi

EFFLUENT FLOW RATE: 134 gpm *EFFLUENT TOTALIZER READING:* 83,951,946 | 609830 gallons

ARE BUILDING HEATERS IN USE? YES: NO: √ *INSIDE TEMPERATURE (°F):* 98

IS SUMP PUMP IN USE: YES: √ NO: *ARE ANY LEAKS PRESENT?* YES: √ NO:

WATER LEVEL IN SUMP: 7.0 in. *TREATMENT BUILDING CLEAN & ORGANIZED?* YES: √ NO:

MR. C's DRY CLEANERS SITE

NYSDEC Site #90150157

SITE INSPECTION FORM

5-Jul-18

SAMPLES COLLECTED? **YES:** √ **NO:** ____

	Sample ID	Time of Sampling	pH	Turbidity	Temp.	Sp. Cond.
AIR STRIPPER INFLUENT:	INF	2:00 pm	7.7	7.5	22.4	1949
AIR STRIPPER EFFLUENT:	EFF	2:00 pm	9.1	12.3	28.3	2041

IS THERE EVIDENCE OF TAMPERING/VANDALISM OF WELLS: ? **YES:** ____ **NO:** √

WERE MANHOLES INSPECTED? **YES:** √ **NO:** ____

WERE ELECTRICAL BOXES INSPECTED? **YES:** √ **NO:** ____

IS WATER PRESENT IN ANY MANHOLES OR ELECTRICAL BOXES? **YES:** ____ **NO:** √

If yes, provide manhole/electric box ID and description of any corrective measures below:

RW-1 inner ring is corroded.

SUBSLAB SYSTEMS

TREATMENT ROOM

MANOMETER: **1.5** **in. WC** west east ***NOTES:*** cfm = 0.05 x fpm (3" PVC)

(Fan Inlet) **FLOW (fpm):** ____ ____

CONDENSATE **-----** **gallon** **FLOW (cfm):** ____ ____

DRAINED **N** **VACUUM GAUGE (in WC)** ____ ____

OTHER LOCATIONS

586 Building SVE CONDENSATE drained: **NO**____ VOLUME: **----** gallon

INCLUDE REMARKS & DESCRIBE ANY OTHER SYSTEM MAINTENANCE PERFORMED ON MR. C's SITE

Remarks: Slow drip from Effluent Pipe at EQ Tank fitting.

Other Actions: AutoDialer code 12: reset to NORM.

AGWAY

Remarks: Site is empty of materials and has been graded and graveled.

Other Actions:

MR. C's DRY CLEANERS SITE
NYSDEC Site #9-15-157
OM&M: SITE INSPECTION FORM

DATE: 16-Jul-18 ACTIVITIES: Site Inspection

INSPECTION PERSONNEL: R. Allen OTHER PERSONNEL: ----------

WEATHER CONDITIONS: Partly cloudy, hot OUTSIDE TEMPERATURE (°F): 85

ARE WELL PUMPS OPERATING IN AUTO: YES: NO: √ If "NO", provide explanation below

RW-1, PW-2 and PW-3 are manually set to OFF position; PW-4 through PW-8 are in AUTO

PROVIDE WATER LEVEL READINGS ON CONTROL PANEL

RW-1	ON: √	OFF:	13	ft	PW-5	ON:	OFF: √	5	ft
PW-2	ON:	OFF: √	10	ft	PW-6	ON:	OFF: √	4	ft
PW-3	ON: √	OFF:	11	ft	PW-7	ON:	OFF: √	7	ft
PW-4	ON:	OFF: √	7	ft	PW-8	ON:	OFF: √	3	ft

EQUALIZATION TANK: 4 ft Last Alarm D/T/Condition: 6/12/2018 Air Stripper Lo Pressure

NOTES:

INFLUENT FLOW RATE: 5 gpm INFLUENT TOTALIZER READING: 16041404 gallons

SEQUESTERING AGENT DRUM LEVEL: 26 inches (x 1.7=) AMOUNT OF AGENT REMAINING: 44 gallons

SEQUESTERING AGENT FEED RATE: ----- ml/min METERING PUMP PRESSURE: ----- psi

	Top	Bottom		Top	Bottom
BAG FILTER PRESSURES: LEFT:	0	0 psi	RIGHT:	8	0 psi

INFLUENT FEED PUMP IN USE: #1 √ #2 INFLUENT PUMP PRESSURE: 8 psi

AIR STRIPPER BLOWER IN USE: #1 √ #2 AIR STRIPPER PRESSURE: 27 in. H_2O

AIR STRIPPER DIFFERENTIAL PRESSURE: broken in. H_2O DISCHARGE PRESSURE: 2.4 in. H_2O

AIR FLOW : 1400 fpm X 1.4 = 1960 CFM AIR SPARGER LEFT 6.8 RIGHT 3.5 CFM

AIR TEMP: 111 °F

EFFLUENT PUMP IN USE: #1 #2 √ EFFLUENT FEED PUMP PRESSURE: 9 psi

EFFLUENT FLOW RATE: 134 gpm EFFLUENT TOTALIZER READING: 84,000,074 | 658680 gallons

ARE BUILDING HEATERS IN USE? YES: NO: √ INSIDE TEMPERATURE (°F): 92

IS SUMP PUMP IN USE: YES: √ NO: ARE ANY LEAKS PRESENT? YES: NO: √

WATER LEVEL IN SUMP: 7.5 in. TREATMENT BUILDING CLEAN & ORGANIZED? YES: √ NO:

MR. C's DRY CLEANERS SITE

NYSDEC Site #90150157

SITE INSPECTION FORM

16-Jul-18

SAMPLES COLLECTED? **YES:** _____ **NO:** √

	Sample ID	Time of Sampling	pH	Turbidity	Temp.	Sp. Cond.
AIR STRIPPER INFLUENT:						
AIR STRIPPER EFFLUENT:						

IS THERE EVIDENCE OF TAMPERING/VANDALISM OF WELLS: ? **YES:** _____ **NO:** √

WERE MANHOLES INSPECTED? **YES:** √ **NO:** _____

WERE ELECTRICAL BOXES INSPECTED? **YES:** √ **NO:** _____

IS WATER PRESENT IN ANY MANHOLES OR ELECTRICAL BOXES? **YES:** _____ **NO:** √

If yes, provide manhole/electric box ID and description of any corrective measures below:

RW-1 inner ring is corroded.

SUBSLAB SYSTEMS

TREATMENT ROOM

MANOMETER: 1.5 **in. WC** west east ***NOTES:*** cfm = 0.05 x fpm (3" PVC)

(Fan Inlet) **FLOW (fpm):**

CONDENSATE ----- **gallon** **FLOW (cfm):**

DRAINED No **VACUUM GAUGE (in WC)**

OTHER LOCATIONS

586 Building SVE CONDENSATE drained: **NO**____ VOLUME: ----- gallon

INCLUDE REMARKS & DESCRIBE ANY OTHER SYSTEM MAINTENANCE PERFORMED ON MR. C's SITE

Remarks: Slow drip in Effluent Pipe at EQ Tank fitting.

Other Actions: AutoDialer Code 03: Turn ON Influent Pump - reset alarm.

AGWAY

Remarks: Site is empty of materials and has been graded and graveled.

Other Actions:

MR. C's DRY CLEANERS SITE
NYSDEC Site #9-15-157
OM&M: SITE INSPECTION FORM

DATE: 30-Jul-18 *ACTIVITIES:* Site Inspection

INSPECTION PERSONNEL: R. Allen *OTHER PERSONNEL:*

WEATHER CONDITIONS: Partly cloudy, warm *OUTSIDE TEMPERATURE (°F):* 70

ARE WELL PUMPS OPERATING IN AUTO: YES: NO: √ If "NO", provide explanation below

RW-1, PW-2 and PW-3 are manually set to OFF position; PW-4 through PW-8 are in AUTO

PROVIDE WATER LEVEL READINGS ON CONTROL PANEL

RW-1	ON: √	OFF:	13	ft	PW-5	ON:	OFF: √	7	ft
PW-2	ON:	OFF: √	10	ft	PW-6	ON:	OFF: √	7	ft
PW-3	ON: √	OFF:	11	ft	PW-7	ON:	OFF: √	7	ft
PW-4	ON: √	OFF:	4	ft	PW-8	ON:	OFF: √	6	ft

EQUALIZATION TANK: 3 ft Last Alarm D/T/Condition: 6/12/2018 Air Stripper Lo Pressure

NOTES:

INFLUENT FLOW RATE: 16 gpm INFLUENT TOTALIZER READING: 16125201 gallons

SEQUESTERING AGENT DRUM LEVEL: 16 inches *(x 1.7=)* *AMOUNT OF AGENT REMAINING:* 27 gallons

SEQUESTERING AGENT FEED RATE: ----- ml/min *METERING PUMP PRESSURE:* ----- psi

		Top	Bottom			Top	Bottom	
BAG FILTER PRESSURES:	LEFT:	0	0	psi	RIGHT:	0	0	psi

INFLUENT FEED PUMP IN USE: #1 √ #2 *INFLUENT PUMP PRESSURE:* 8 psi

AIR STRIPPER BLOWER IN USE: #1 √ #2 *AIR STRIPPER PRESSURE:* 28 in. H_2O

AIR STRIPPER DIFFERENTIAL PRESSURE: broken in. H_2O *DISCHARGE PRESSURE:* 2.4 in. H_2O

AIR FLOW : 1500 fpm X 1.4 = 2100 CFM *AIR SPARGER* *LEFT* 6.6 *RIGHT* 3.3 CFM

AIR TEMP: 103 °F

EFFLUENT PUMP IN USE: #1 #2 √ *EFFLUENT FEED PUMP PRESSURE:* 9 psi

EFFLUENT FLOW RATE: 134 gpm *EFFLUENT TOTALIZER READING:* 84,058,768 | 718470 gallons

ARE BUILDING HEATERS IN USE? YES: NO: √ *INSIDE TEMPERATURE (°F):* 84

IS SUMP PUMP IN USE: YES: √ NO: *ARE ANY LEAKS PRESENT?* YES: NO: √

WATER LEVEL IN SUMP: 7.0 in. *TREATMENT BUILDING CLEAN & ORGANIZED?* YES: √ NO:

MR. C's DRY CLEANERS SITE
NYSDEC Site #90150157
SITE INSPECTION FORM

30-Jul-18

SAMPLES COLLECTED? **YES:** _____ **NO:** √

	Sample ID	Time of Sampling	pH	Turbidity	Temp.	Sp. Cond.
AIR STRIPPER INFLUENT:						
AIR STRIPPER EFFLUENT:						

IS THERE EVIDENCE OF TAMPERING/VANDALISM OF WELLS: ? **YES:** _____ **NO:** √

WERE MANHOLES INSPECTED? **YES:** √ **NO:** _____

WERE ELECTRICAL BOXES INSPECTED? **YES:** √ **NO:** _____

IS WATER PRESENT IN ANY MANHOLES OR ELECTRICAL BOXES? **YES:** _____ **NO:** √

If yes, provide manhole/electric box ID and description of any corrective measures below:

RW-1 inner ring is corroded.

SUBSLAB SYSTEMS

TREATMENT ROOM

MANOMETER: **1.5** **in. WC** west east ***NOTES:*** cfm = 0.05 x fpm (3" PVC)

(Fan Inlet) **FLOW (fpm):**

CONDENSATE **-----** **gallon** **FLOW (cfm):**

DRAINED **No** **VACUUM GAUGE (in WC)**

OTHER LOCATIONS

586 Building SVE CONDENSATE drained: **NO**____ VOLUME: **-----** gallon

INCLUDE REMARKS & DESCRIBE ANY OTHER SYSTEM MAINTENANCE PERFORMED ON MR. C's SITE

Remarks:

Other Actions:

AGWAY

Remarks: Site is empty of materials and has been graded and graveled.

Other Actions:

Attachment B
Excerpts from the Groundwater Treatment System Analytical Report from Spectrum Analytical Laboratories

Analytical Data Package Work Order ID: SC48463
Sampled by IEG: July 5, 2018
Report Received: July 10, 2018

eurofins | Spectrum Analytical

☑ Final Report
☐ Revised Report

Report Date:
10-Jul-18 16:01

Laboratory Report
SC48463

Ecology and Environment, Inc.
368 Pleasant View Drive
Lancaster, NY 14086
Attn: MaryKate Mooney

Project: Mr. C's - East Aurora, NY
Project #: [none]

I attest that the information contained within the report has been reviewed for accuracy and checked against the quality control requirements for each method. These results relate only to the sample(s) as received.
All applicable NELAC requirements have been met.

Massachusetts # M-MA138/MA1110
Connecticut # PH-0777
Florida # E87936
Maine # MA138
New Hampshire # 2972/2538
New Jersey # MA011
New York # 11393
Pennsylvania # 68-04426/68-02924
Rhode Island # LAO00348
USDA # P330-15-00375
Vermont # VT-11393

Authorized by:

Dawn Wojcik
Laboratory Director

Dawn E Wojcik

Eurofins Spectrum Analytical holds primary NELAC certification in the State of New York for the analytes as indicated with an X in the "Cert." column within this report. Please note that the State of New York does not offer certification for all analytes. Please refer to our website for specific certification holdings in each state.
Please note that this report contains 22 pages of analytical data plus Chain of Custody document(s). When the Laboratory Report is indicated as revised, this report supersedes any previously dated reports for the laboratory ID(s) referenced above. Where this report identifies subcontracted analyses, copies of the subcontractor's test report are available upon request. This report may not be reproduced, except in full, without written approval from Eurofins Spectrum Analytical, Inc.

Eurofins Spectrum Analytical, Inc. is a NELAC accredited laboratory organization and meets NELAC testing standards. Use of the NELAC logo however does not insure that Eurofins Spectrum Analytical, Inc. is currently accredited for the specific method or analyte indicated. Please refer to our 'Quality' web page at www.spectrum-analytical.com for a full listing of our current certifications and fields of accreditation. States in which Eurofins Spectrum Analytical, Inc. holds NELAC certification are New York, New Hampshire, New Jersey, Pennsylvania and Florida. All analytical work for Volatile Organic and Air analysis are transferred to and conducted at our 830 Silver Street location (PA-68-04426).

Please contact the Laboratory or Technical Director at 800-789-9115 with any questions regarding the data contained in this laboratory report.

Sample Summary

Work Order: SC48463

Project: Mr. C's - East Aurora, NY

Project Number: [none]

Laboratory ID	Client Sample ID	Matrix	Date Sampled	Date Received
SC48463-01	Influent	Ground Water	05-Jul-18 14:00	06-Jul-18 10:30
SC48463-02	Effluent	Ground Water	05-Jul-18 14:00	06-Jul-18 10:30
SC48463-03	TB	Water	05-Jul-18 14:00	06-Jul-18 10:30

Summary of Hits

Lab ID: SC48463-01 **Client ID:** Influent

Parameter	Result	Flag	Reporting Limit	Units	Analytical Method
Calcium	128		0.200	mg/l	EPA 200.7
Magnesium	24.6		0.0400	mg/l	EPA 200.7
Hardness	420		0.664	mg/l CaCO3	SM 2340B (11)
Chloroform	15.5	J, D	50.0	µg/l	SW846 8260C
cis-1,2-Dichloroethene	2940	D	50.0	µg/l	SW846 8260C
Methyl tert-butyl ether	17.0	J, D	50.0	µg/l	SW846 8260C
Tetrachloroethene	1180	D	50.0	µg/l	SW846 8260C
Trichloroethene	360	D	50.0	µg/l	SW846 8260C
Vinyl chloride	230	D	50.0	µg/l	SW846 8260C

Lab ID: SC48463-02 **Client ID:** Effluent

Parameter	Result	Flag	Reporting Limit	Units	Analytical Method
Calcium	131		0.200	mg/l	EPA 200.7
Magnesium	25.2		0.0400	mg/l	EPA 200.7
Hardness	431		0.664	mg/l CaCO3	SM 2340B (11)
Acetone	7.49	J	10.0	µg/l	SW846 8260C
cis-1,2-Dichloroethene	0.40	J	1.00	µg/l	SW846 8260C
Tetrachloroethene	0.50	J	1.00	µg/l	SW846 8260C

Please note that because there are no reporting limits associated with hazardous waste characterizations or micro analyses, this summary does not include hits from these analyses if included in this work order.

Sample Identification	Client Project #	Matrix	Collection Date/Time	Received
Influent	[none]	Ground Water	05-Jul-18 14:00	06-Jul-18
SC48463-01				

CAS No.	Analyte(s)	Result	Flag	Units	*RDL	MDL	Dilution	Method Ref.	Prepared	Analyzed	Analyst	Batch	Cert.
Volatile Organic Compounds													
Volatile Organic Compounds by SW846 8260 Prepared by method SW846 5030 Water MS			GS1										
76-13-1	1,1,2-Trichlorotrifluoroethane (Freon 113)	< 50.0	U, D	µg/l	50.0	29.0	50	SW846 8260C	09-Jul-18	09-Jul-18	GMA	1809443	X
67-64-1	Acetone	< 500	U, D	µg/l	500	188	50	"	"	"	"	"	X
71-43-2	Benzene	< 50.0	U, D	µg/l	50.0	17.0	50	"	"	"	"	"	X
75-27-4	Bromodichloromethane	< 25.0	U, D	µg/l	25.0	14.6	50	"	"	"	"	"	X
75-25-2	Bromoform	< 50.0	U, D	µg/l	50.0	12.1	50	"	"	"	"	"	X
74-83-9	Bromomethane	< 100	U, D	µg/l	100	22.3	50	"	"	"	"	"	X
78-93-3	2-Butanone (MEK)	< 100	U, D	µg/l	100	35.2	50	"	"	"	"	"	X
75-15-0	Carbon disulfide	< 100	U, D	µg/l	100	35.0	50	"	"	"	"	"	X
56-23-5	Carbon tetrachloride	< 50.0	U, D	µg/l	50.0	19.6	50	"	"	"	"	"	X
108-90-7	Chlorobenzene	< 50.0	U, D	µg/l	50.0	15.0	50	"	"	"	"	"	X
75-00-3	Chloroethane	< 100	U, D	µg/l	100	20.2	50	"	"	"	"	"	X
67-66-3	Chloroform	**15.5**	J, D	µg/l	50.0	14.3	50	"	"	"	"	"	X
74-87-3	Chloromethane	< 100	U, D	µg/l	100	18.0	50	"	"	"	"	"	X
96-12-8	1,2-Dibromo-3-chloropropane	< 100	U, D	µg/l	100	23.6	50	"	"	"	"	"	X
124-48-1	Dibromochloromethane	< 25.0	U, D	µg/l	25.0	14.6	50	"	"	"	"	"	X
106-93-4	1,2-Dibromoethane (EDB)	< 25.0	U, D	µg/l	25.0	15.0	50	"	"	"	"	"	X
95-50-1	1,2-Dichlorobenzene	< 50.0	U, D	µg/l	50.0	12.2	50	"	"	"	"	"	X
541-73-1	1,3-Dichlorobenzene	< 50.0	U, D	µg/l	50.0	15.0	50	"	"	"	"	"	X
106-46-7	1,4-Dichlorobenzene	< 50.0	U, D	µg/l	50.0	13.6	50	"	"	"	"	"	X
75-71-8	Dichlorodifluoromethane (Freon12)	< 100	U, D	µg/l	100	17.2	50	"	"	"	"	"	X
75-34-3	1,1-Dichloroethane	< 50.0	U, D	µg/l	50.0	14.6	50	"	"	"	"	"	X
107-06-2	1,2-Dichloroethane	< 50.0	U, D	µg/l	50.0	9.05	50	"	"	"	"	"	X
75-35-4	1,1-Dichloroethene	< 50.0	U, D	µg/l	50.0	15.7	50	"	"	"	"	"	X
156-59-2	cis-1,2-Dichloroethene	**2,940**	D	µg/l	50.0	19.8	50	"	"	"	"	"	X
156-60-5	trans-1,2-Dichloroethene	< 50.0	U, D	µg/l	50.0	19.0	50	"	"	"	"	"	X
78-87-5	1,2-Dichloropropane	< 50.0	U, D	µg/l	50.0	14.4	50	"	"	"	"	"	X
10061-01-5	cis-1,3-Dichloropropene	< 25.0	U, D	µg/l	25.0	16.4	50	"	"	"	"	"	X
10061-02-6	trans-1,3-Dichloropropene	< 25.0	U, D	µg/l	25.0	15.3	50	"	"	"	"	"	X
100-41-4	Ethylbenzene	< 50.0	U, D	µg/l	50.0	15.8	50	"	"	"	"	"	X
591-78-6	2-Hexanone (MBK)	< 100	U, D	µg/l	100	31.7	50	"	"	"	"	"	X
98-82-8	Isopropylbenzene	< 50.0	U, D	µg/l	50.0	15.1	50	"	"	"	"	"	X
1634-04-4	Methyl tert-butyl ether	**17.0**	J, D	µg/l	50.0	14.8	50	"	"	"	"	"	X
108-10-1	4-Methyl-2-pentanone (MIBK)	< 100	U, D	µg/l	100	17.7	50	"	"	"	"	"	X
75-09-2	Methylene chloride	< 100	U, D	µg/l	100	19.2	50	"	"	"	"	"	X
100-42-5	Styrene	< 50.0	U, D	µg/l	50.0	16.4	50	"	"	"	"	"	X
79-34-5	1,1,2,2-Tetrachloroethane	< 25.0	U, D	µg/l	25.0	12.8	50	"	"	"	"	"	X
127-18-4	Tetrachloroethene	**1,180**	D	µg/l	50.0	15.6	50	"	"	"	"	"	X
108-88-3	Toluene	< 50.0	U, D	µg/l	50.0	14.5	50	"	"	"	"	"	X
120-82-1	1,2,4-Trichlorobenzene	< 50.0	U, D	µg/l	50.0	16.2	50	"	"	"	"	"	X
71-55-6	1,1,1-Trichloroethane	< 50.0	U, D	µg/l	50.0	12.2	50	"	"	"	"	"	X
79-00-5	1,1,2-Trichloroethane	< 50.0	U, D	µg/l	50.0	15.4	50	"	"	"	"	"	X
79-01-6	Trichloroethene	**360**	D	µg/l	50.0	17.8	50	"	"	"	"	"	X

Sample Identification	Client Project #	Matrix	Collection Date/Time	Received
Influent SC48463-01	[none]	Ground Water	05-Jul-18 14:00	06-Jul-18

CAS No.	Analyte(s)	Result	Flag	Units	*RDL	MDL	Dilution	Method Ref.	Prepared	Analyzed	Analyst	Batch	Cert.
Volatile Organic Compounds													
Volatile Organic Compounds by SW846 8260			GS1										
75-01-4	Vinyl chloride	**230**	D	µg/l	50.0	20.1	50	SW846 8260C	09-Jul-18	09-Jul-18	GMA	1809443	X
1330-20-7	Total Xylenes	< 150	U, D	µg/l	150	150	50	"	"	"	"	"	X
110-82-7	Cyclohexane	< 250	U, D	µg/l	250	21.8	50	"	"	"	"	"	X
79-20-9	Methyl acetate	< 500	U, D	µg/l	500	257	50	"	"	"	"	"	X
108-87-2	Methylcyclohexane	< 250	U, D	µg/l	250	19.5	50	"	"	"	"	"	X
Surrogate recoveries:													
460-00-4	*4-Bromofluorobenzene*	*91*			*70-130 %*			"	"	"	"	"	
2037-26-5	*Toluene-d8*	*97*			*70-130 %*			"	"	"	"	"	
17060-07-0	*1,2-Dichloroethane-d4*	*121*			*70-130 %*			"	"	"	"	"	
1868-53-7	*Dibromofluoromethane*	*128*			*70-130 %*			"	"	"	"	"	
Total Metals by EPA 200/6000 Series Methods													
Prepared by method General Prep-Metal													
	Preservation	**Field Preserved; pH<2 confirmed**		N/A			1	EPA 200/6000 methods	06-Jul-18		KP1	1809405	
Total Metals by EPA 200 Series Methods													
7440-70-2	Calcium	**128**		mg/l	0.200	0.0679	1	EPA 200.7	09-Jul-18	09-Jul-18	SJR/T	1809447	X
7439-95-4	Magnesium	**24.6**		mg/l	0.0400	0.0147	1	"	"	"	"	"	X
General Chemistry Parameters													
	Hardness	**420**	HD	mg/l CaCO3	0.664	0.230	1	SM 2340B (11)	09-Jul-18	09-Jul-18	SJR/T	[CALC]	
	pH	**7.09**	pH	pH Units			1	ASTM D 1293-99B	06-Jul-18 14:45	06-Jul-18 15:00	BD	1809417	

Sample Identification	Client Project #	Matrix	Collection Date/Time	Received
Effluent	[none]	Ground Water	05-Jul-18 14:00	06-Jul-18
SC48463-02				

CAS No.	Analyte(s)	Result	Flag	Units	*RDL	MDL	Dilution	Method Ref.	Prepared	Analyzed	Analyst	Batch	Cert.
Volatile Organic Compounds													
Volatile Organic Compounds by SW846 8260 Prepared by method SW846 5030 Water MS													
76-13-1	1,1,2-Trichlorotrifluoroethane (Freon 113)	< 1.00	U	µg/l	1.00	0.58	1	SW846 8260C	09-Jul-18	09-Jul-18	GMA	1809443	X
67-64-1	Acetone	**7.49**	J	µg/l	10.0	3.76	1	"	"	"	"	"	X
71-43-2	Benzene	< 1.00	U	µg/l	1.00	0.34	1	"	"	"	"	"	X
75-27-4	Bromodichloromethane	< 0.50	U	µg/l	0.50	0.29	1	"	"	"	"	"	X
75-25-2	Bromoform	< 1.00	U	µg/l	1.00	0.24	1	"	"	"	"	"	X
74-83-9	Bromomethane	< 2.00	U	µg/l	2.00	0.45	1	"	"	"	"	"	X
78-93-3	2-Butanone (MEK)	< 2.00	U	µg/l	2.00	0.70	1	"	"	"	"	"	X
75-15-0	Carbon disulfide	< 2.00	U	µg/l	2.00	0.70	1	"	"	"	"	"	X
56-23-5	Carbon tetrachloride	< 1.00	U	µg/l	1.00	0.39	1	"	"	"	"	"	X
108-90-7	Chlorobenzene	< 1.00	U	µg/l	1.00	0.30	1	"	"	"	"	"	X
75-00-3	Chloroethane	< 2.00	U	µg/l	2.00	0.40	1	"	"	"	"	"	X
67-66-3	Chloroform	< 1.00	U	µg/l	1.00	0.29	1	"	"	"	"	"	X
74-87-3	Chloromethane	< 2.00	U	µg/l	2.00	0.36	1	"	"	"	"	"	X
96-12-8	1,2-Dibromo-3-chloropropane	< 2.00	U	µg/l	2.00	0.47	1	"	"	"	"	"	X
124-48-1	Dibromochloromethane	< 0.50	U	µg/l	0.50	0.29	1	"	"	"	"	"	X
106-93-4	1,2-Dibromoethane (EDB)	< 0.50	U	µg/l	0.50	0.30	1	"	"	"	"	"	X
95-50-1	1,2-Dichlorobenzene	< 1.00	U	µg/l	1.00	0.24	1	"	"	"	"	"	X
541-73-1	1,3-Dichlorobenzene	< 1.00	U	µg/l	1.00	0.30	1	"	"	"	"	"	X
106-46-7	1,4-Dichlorobenzene	< 1.00	U	µg/l	1.00	0.27	1	"	"	"	"	"	X
75-71-8	Dichlorodifluoromethane (Freon12)	< 2.00	U	µg/l	2.00	0.34	1	"	"	"	"	"	X
75-34-3	1,1-Dichloroethane	< 1.00	U	µg/l	1.00	0.29	1	"	"	"	"	"	X
107-06-2	1,2-Dichloroethane	< 1.00	U	µg/l	1.00	0.18	1	"	"	"	"	"	X
75-35-4	1,1-Dichloroethene	< 1.00	U	µg/l	1.00	0.31	1	"	"	"	"	"	X
156-59-2	cis-1,2-Dichloroethene	**0.40**	J	µg/l	1.00	0.40	1	"	"	"	"	"	X
156-60-5	trans-1,2-Dichloroethene	< 1.00	U	µg/l	1.00	0.38	1	"	"	"	"	"	X
78-87-5	1,2-Dichloropropane	< 1.00	U	µg/l	1.00	0.29	1	"	"	"	"	"	X
10061-01-5	cis-1,3-Dichloropropene	< 0.50	U	µg/l	0.50	0.33	1	"	"	"	"	"	X
10061-02-6	trans-1,3-Dichloropropene	< 0.50	U	µg/l	0.50	0.31	1	"	"	"	"	"	X
100-41-4	Ethylbenzene	< 1.00	U	µg/l	1.00	0.32	1	"	"	"	"	"	X
591-78-6	2-Hexanone (MBK)	< 2.00	U	µg/l	2.00	0.63	1	"	"	"	"	"	X
98-82-8	Isopropylbenzene	< 1.00	U	µg/l	1.00	0.30	1	"	"	"	"	"	X
1634-04-4	Methyl tert-butyl ether	< 1.00	U	µg/l	1.00	0.30	1	"	"	"	"	"	X
108-10-1	4-Methyl-2-pentanone (MIBK)	< 2.00	U	µg/l	2.00	0.35	1	"	"	"	"	"	X
75-09-2	Methylene chloride	< 2.00	U	µg/l	2.00	0.38	1	"	"	"	"	"	X
100-42-5	Styrene	< 1.00	U	µg/l	1.00	0.33	1	"	"	"	"	"	X
79-34-5	1,1,2,2-Tetrachloroethane	< 0.50	U	µg/l	0.50	0.26	1	"	"	"	"	"	X
127-18-4	Tetrachloroethene	**0.50**	J	µg/l	1.00	0.31	1	"	"	"	"	"	X
108-88-3	Toluene	< 1.00	U	µg/l	1.00	0.29	1	"	"	"	"	"	X
120-82-1	1,2,4-Trichlorobenzene	< 1.00	U	µg/l	1.00	0.32	1	"	"	"	"	"	X
71-55-6	1,1,1-Trichloroethane	< 1.00	U	µg/l	1.00	0.24	1	"	"	"	"	"	X
79-00-5	1,1,2-Trichloroethane	< 1.00	U	µg/l	1.00	0.31	1	"	"	"	"	"	X
79-01-6	Trichloroethene	< 1.00	U	µg/l	1.00	0.36	1	"	"	"	"	"	X

Sample Identification	Client Project #	Matrix	Collection Date/Time	Received
Effluent SC48463-02	[none]	Ground Water	05-Jul-18 14:00	06-Jul-18

CAS No.	Analyte(s)	Result	Flag	Units	*RDL	MDL	Dilution	Method Ref.	Prepared	Analyzed	Analyst	Batch	Cert.
Volatile Organic Compounds													
Volatile Organic Compounds by SW846 8260													
75-01-4	Vinyl chloride	< 1.00	U	µg/l	1.00	0.40	1	SW846 8260C	09-Jul-18	09-Jul-18	GMA	1809443	X
1330-20-7	Total Xylenes	< 3.00	U	µg/l	3.00	3.00	1	"	"	"	"	"	X
110-82-7	Cyclohexane	< 5.00	U	µg/l	5.00	0.44	1	"	"	"	"	"	X
79-20-9	Methyl acetate	< 10.0	U	µg/l	10.0	5.14	1	"	"	"	"	"	X
108-87-2	Methylcyclohexane	< 5.00	U	µg/l	5.00	0.39	1	"	"	"	"	"	X
Surrogate recoveries:													
460-00-4	*4-Bromofluorobenzene*	*88*			*70-130 %*			"	"	"	"	"	
2037-26-5	*Toluene-d8*	*96*			*70-130 %*			"	"	"	"	"	
17060-07-0	*1,2-Dichloroethane-d4*	*126*			*70-130 %*			"	"	"	"	"	
1868-53-7	*Dibromofluoromethane*	*126*			*70-130 %*			"	"	"	"	"	
Total Metals by EPA 200/6000 Series Methods													
Prepared by method General Prep-Metal													
	Preservation	**Field Preserved; pH<2 confirmed**		N/A			1	EPA 200/6000 methods	06-Jul-18		KP1	1809405	
Total Metals by EPA 200 Series Methods													
7440-70-2	Calcium	**131**		mg/l	0.200	0.0679	1	EPA 200.7	09-Jul-18	09-Jul-18	SJR/T	1809447	X
7439-95-4	Magnesium	**25.2**		mg/l	0.0400	0.0147	1	"	"	"	"	"	X
General Chemistry Parameters													
	Hardness	**431**	HD	mg/l CaCO3	0.664	0.230	1	SM 2340B (11)	09-Jul-18	09-Jul-18	SJR/T	[CALC]	
	pH	**8.59**	pH	pH Units			1	ASTM D 1293-99B	06-Jul-18 14:45	06-Jul-18 15:00	BD	1809417	

SC48463

eurofins | Spectrum Analytical

CHAIN OF CUSTODY RECORD

Page 1 of 1

Special Handling:

- [x] Standard TAT - 7 to 10 business days
- [ ] Rush TAT - Date Needed: Std

All TATs subject to laboratory approval
Min. 24-hr notification needed for rushes
Samples disposed after 30 days unless otherwise instructed.

Report To: E&E, Inc
368 Pleasantview Dr
Lancaster, NY 14086

Telephone #: (716) 684-8060
Project Mgr: Mary Kate Mooney

Invoice To: E&E, Inc

P.O No.: _____ Quote #: _____

Project No: _____
Site Name: MrCs OM&M
Location: East Aurora State: NY
Sampler(s): R. Allen

F=Field Filtered 1=Na_2S2O_3 2=HCl 3=H_2SO_4 4=HNO_3 5=NaOH 6=Ascorbic Acid
7=CH3OH 8=$NaHSO_4$ 9=Deionized Water 10=H_3PO_4 11=_____ 12=_____

DW=Drinking Water GW=Groundwater SW=Surface Water WW=Waste Water
O=Oil SO=Soil SL=Sludge A=Indoor/Ambient Air SG=Soil Gas
X1=_____ X2=_____ X3=_____

G= Grab C=Composite

List Preservative Code below: — 4 2

QA/QC Reporting Notes:
* additional charges may appply

MA DEP MCP CAM Report? [ ] Yes [ ] No
CT DPH RCP Report? [ ] Yes [ ] No
[ ] Standard [ ] No QC
[ ] DQA*
[ ] ASP A* [ ] ASP B*
[ ] NJ Reduced* [ ] NJ Full*
[ ] Tier II* [ ] Tier IV*
[x] Other: CAT A
State-specific reporting standards:

Lab ID:	Sample ID:	Date:	Time:	Type	Matrix	# of VOA Vials	# of Amber Glass	# of Clear Glass	# of Plastic	pH	Hardness	VOCs	Check if chlorinated	
48463-01	INFLUENT	7/5/18	2:00P	G	GW				1	✓			☐	
	INFLUENT			G	GW				1		✓		☐	Please send
	INFLUENT			G	GW	3						✓	☐	another Sample
-02	EFFLUENT			G	GW				1	✓			☐	Kit
	EFFLUENT			G	GW				1		✓		☐	
	EFFLUENT			G	GW	3						✓	☐	
-03	TB	"	"	G	W	2						✓	☐	
													☐	
													☐	
													☐	

Relinquished by:	Received by:	Date:	Time:	Temp °C
Richard C Allen	Fedex			Observed 4.5
Fedex		7/6/18	10:30	Correction Factor 0
				Corrected 4.5
				IR ID # #8

[x] EDD format: PDF
[ ] E-mail to: MMooney@ene.com

Condition upon receipt: Custody Seals: [ ] Present [ ] Intact [ ] Broken
[ ] Ambient [ ] Iced [ ] Refrigerated [ ] DI VOA Frozen [ ] Soil Jar Frozen

Attachment C
Excerpts from the Groundwater Treatment System Analytical Report from Spectrum Analytical Laboratories

Analytical Data Package Work Order ID: SC49024
Sampled by IEG: July 26, 2018
Report Received: August 2, 2018

eurofins | Spectrum Analytical

☑ Final Report
☐ Revised Report

Report Date:
02-Aug-18 15:17

Laboratory Report
SC49024

Ecology and Environment, Inc.
368 Pleasant View Drive
Lancaster, NY 14086
Attn: MaryKate Mooney

Project: Mr. C's - East Aurora, NY
Project #: [none]

I attest that the information contained within the report has been reviewed for accuracy and checked against the quality control requirements for each method. These results relate only to the sample(s) as received.
All applicable NELAC requirements have been met.

Massachusetts # M-MA138/MA1110
Connecticut # PH-0777
Florida # E87936
Maine # MA138
New Hampshire # 2972/2538
New Jersey # MA011
New York # 11393
Pennsylvania # 68-04426/68-02924
Rhode Island # LAO00348
USDA # P330-15-00375
Vermont # VT-11393

Authorized by:

Dawn Wojcik
Laboratory Director

Dawn E Wojcik

Eurofins Spectrum Analytical holds primary NELAC certification in the State of New York for the analytes as indicated with an X in the "Cert." column within this report. Please note that the State of New York does not offer certification for all analytes. Please refer to our website for specific certification holdings in each state.
Please note that this report contains 20 pages of analytical data plus Chain of Custody document(s). When the Laboratory Report is indicated as revised, this report supersedes any previously dated reports for the laboratory ID(s) referenced above. Where this report identifies subcontracted analyses, copies of the subcontractor's test report are available upon request. This report may not be reproduced, except in full, without written approval from Eurofins Spectrum Analytical, Inc.

Eurofins Spectrum Analytical, Inc. is a NELAC accredited laboratory organization and meets NELAC testing standards. Use of the NELAC logo however does not insure that Eurofins Spectrum Analytical, Inc. is currently accredited for the specific method or analyte indicated. Please refer to our 'Quality' web page at www.spectrum-analytical.com for a full listing of our current certifications and fields of accreditation. States in which Eurofins Spectrum Analytical, Inc. holds NELAC certification are New York, New Hampshire, New Jersey, Pennsylvania and Florida. All analytical work for Volatile Organic and Air analysis are transferred to and conducted at our 830 Silver Street location (PA-68-04426).

Please contact the Laboratory or Technical Director at 800-789-9115 with any questions regarding the data contained in this laboratory report.

Sample Summary

Work Order: SC49024

Project: Mr. C's - East Aurora, NY

Project Number: [none]

Laboratory ID	Client Sample ID	Matrix	Date Sampled	Date Received
SC49024-01	Influent	Ground Water	26-Jul-18 10:00	27-Jul-18 10:15
SC49024-02	Effluent	Ground Water	26-Jul-18 10:00	27-Jul-18 10:15

Summary of Hits

Lab ID: SC49024-01 **Client ID:** Influent

Parameter	Result	Flag	Reporting Limit	Units	Analytical Method
Calcium	157		0.200	mg/l	EPA 200.7
Magnesium	28.3		0.0400	mg/l	EPA 200.7
Hardness	508		0.664	mg/l CaCO3	SM 2340B (11)
Chloroform	17.5	J, D	50.0	µg/l	SW846 8260C
cis-1,2-Dichloroethene	2660	D	50.0	µg/l	SW846 8260C
Tetrachloroethene	913	D	50.0	µg/l	SW846 8260C
Trichloroethene	369	D	50.0	µg/l	SW846 8260C
Vinyl chloride	86.5	D	50.0	µg/l	SW846 8260C

Lab ID: SC49024-02 **Client ID:** Effluent

Parameter	Result	Flag	Reporting Limit	Units	Analytical Method
Calcium	159		0.200	mg/l	EPA 200.7
Magnesium	28.1		0.0400	mg/l	EPA 200.7
Hardness	513		0.664	mg/l CaCO3	SM 2340B (11)

Please note that because there are no reporting limits associated with hazardous waste characterizations or micro analyses, this summary does not include hits from these analyses if included in this work order.

Sample Identification	Client Project #	Matrix	Collection Date/Time	Received
Influent	[none]	Ground Water	26-Jul-18 10:00	27-Jul-18
SC49024-01				

CAS No.	Analyte(s)	Result	Flag	Units	*RDL	MDL	Dilution	Method Ref.	Prepared	Analyzed	Analyst	Batch	Cert.
Volatile Organic Compounds													
Volatile Organic Compounds by SW846 8260 Prepared by method SW846 5030 Water MS			GS1										
76-13-1	1,1,2-Trichlorotrifluoroethane (Freon 113)	< 50.0	U, D	µg/l	50.0	29.0	50	SW846 8260C	01-Aug-18	01-Aug-18	MP	1810538	X
67-64-1	Acetone	< 500	U, D	µg/l	500	188	50	"	"	"	"	"	X
71-43-2	Benzene	< 50.0	U, D	µg/l	50.0	17.0	50	"	"	"	"	"	X
75-27-4	Bromodichloromethane	< 25.0	U, D	µg/l	25.0	14.6	50	"	"	"	"	"	X
75-25-2	Bromoform	< 50.0	U, D	µg/l	50.0	12.1	50	"	"	"	"	"	X
74-83-9	Bromomethane	< 100	U, D	µg/l	100	22.3	50	"	"	"	"	"	X
78-93-3	2-Butanone (MEK)	< 100	U, D	µg/l	100	35.2	50	"	"	"	"	"	X
75-15-0	Carbon disulfide	< 100	U, D	µg/l	100	35.0	50	"	"	"	"	"	X
56-23-5	Carbon tetrachloride	< 50.0	U, D	µg/l	50.0	19.6	50	"	"	"	"	"	X
108-90-7	Chlorobenzene	< 50.0	U, D	µg/l	50.0	15.0	50	"	"	"	"	"	X
75-00-3	Chloroethane	< 100	U, D	µg/l	100	20.2	50	"	"	"	"	"	X
67-66-3	Chloroform	**17.5**	J, D	µg/l	50.0	14.3	50	"	"	"	"	"	X
74-87-3	Chloromethane	< 100	U, D	µg/l	100	18.0	50	"	"	"	"	"	X
96-12-8	1,2-Dibromo-3-chloropropane	< 100	U, D	µg/l	100	23.6	50	"	"	"	"	"	X
124-48-1	Dibromochloromethane	< 25.0	U, D	µg/l	25.0	14.6	50	"	"	"	"	"	X
106-93-4	1,2-Dibromoethane (EDB)	< 25.0	U, D	µg/l	25.0	15.0	50	"	"	"	"	"	X
95-50-1	1,2-Dichlorobenzene	< 50.0	U, D	µg/l	50.0	12.2	50	"	"	"	"	"	X
541-73-1	1,3-Dichlorobenzene	< 50.0	U, D	µg/l	50.0	15.0	50	"	"	"	"	"	X
106-46-7	1,4-Dichlorobenzene	< 50.0	U, D	µg/l	50.0	13.6	50	"	"	"	"	"	X
75-71-8	Dichlorodifluoromethane (Freon12)	< 100	U, D	µg/l	100	17.2	50	"	"	"	"	"	X
75-34-3	1,1-Dichloroethane	< 50.0	U, D	µg/l	50.0	14.6	50	"	"	"	"	"	X
107-06-2	1,2-Dichloroethane	< 50.0	U, D	µg/l	50.0	9.05	50	"	"	"	"	"	X
75-35-4	1,1-Dichloroethene	< 50.0	U, D	µg/l	50.0	15.7	50	"	"	"	"	"	X
156-59-2	cis-1,2-Dichloroethene	**2,660**	D	µg/l	50.0	19.8	50	"	"	"	"	"	X
156-60-5	trans-1,2-Dichloroethene	< 50.0	U, D	µg/l	50.0	19.0	50	"	"	"	"	"	X
78-87-5	1,2-Dichloropropane	< 50.0	U, D	µg/l	50.0	14.4	50	"	"	"	"	"	X
10061-01-5	cis-1,3-Dichloropropene	< 25.0	U, D	µg/l	25.0	16.4	50	"	"	"	"	"	X
10061-02-6	trans-1,3-Dichloropropene	< 25.0	U, D	µg/l	25.0	15.3	50	"	"	"	"	"	X
100-41-4	Ethylbenzene	< 50.0	U, D	µg/l	50.0	15.8	50	"	"	"	"	"	X
591-78-6	2-Hexanone (MBK)	< 100	U, D	µg/l	100	31.7	50	"	"	"	"	"	X
98-82-8	Isopropylbenzene	< 50.0	U, D	µg/l	50.0	15.1	50	"	"	"	"	"	X
1634-04-4	Methyl tert-butyl ether	< 50.0	U, D	µg/l	50.0	14.8	50	"	"	"	"	"	X
108-10-1	4-Methyl-2-pentanone (MIBK)	< 100	U, D	µg/l	100	17.7	50	"	"	"	"	"	X
75-09-2	Methylene chloride	< 100	U, D	µg/l	100	19.2	50	"	"	"	"	"	X
100-42-5	Styrene	< 50.0	U, D	µg/l	50.0	16.4	50	"	"	"	"	"	X
79-34-5	1,1,2,2-Tetrachloroethane	< 25.0	U, D	µg/l	25.0	12.8	50	"	"	"	"	"	X
127-18-4	Tetrachloroethene	**913**	D	µg/l	50.0	15.6	50	"	"	"	"	"	X
108-88-3	Toluene	< 50.0	U, D	µg/l	50.0	14.5	50	"	"	"	"	"	X
120-82-1	1,2,4-Trichlorobenzene	< 50.0	U, D	µg/l	50.0	16.2	50	"	"	"	"	"	X
71-55-6	1,1,1-Trichloroethane	< 50.0	U, D	µg/l	50.0	12.2	50	"	"	"	"	"	X
79-00-5	1,1,2-Trichloroethane	< 50.0	U, D	µg/l	50.0	15.4	50	"	"	"	"	"	X
79-01-6	Trichloroethene	**369**	D	µg/l	50.0	17.8	50	"	"	"	"	"	X

Sample Identification	Client Project #	Matrix	Collection Date/Time	Received
Influent SC49024-01	[none]	Ground Water	26-Jul-18 10:00	27-Jul-18

CAS No.	Analyte(s)	Result	Flag	Units	*RDL	MDL	Dilution	Method Ref.	Prepared	Analyzed	Analyst	Batch	Cert.
Volatile Organic Compounds													
Volatile Organic Compounds by SW846 8260			GS1										
75-01-4	Vinyl chloride	**86.5**	D	µg/l	50.0	20.1	50	SW846 8260C	01-Aug-18	01-Aug-18	MP	1810538	X
1330-20-7	Total Xylenes	< 150	U, D	µg/l	150	150	50	"	"	"	"	"	X
110-82-7	Cyclohexane	< 250	U, D	µg/l	250	21.8	50	"	"	"	"	"	X
79-20-9	Methyl acetate	< 500	U, D	µg/l	500	257	50	"	"	"	"	"	X
108-87-2	Methylcyclohexane	< 250	U, D	µg/l	250	19.5	50	"	"	"	"	"	X
Surrogate recoveries:													
460-00-4	*4-Bromofluorobenzene*	*100*			*70-130 %*			"	"	"	"	"	
2037-26-5	*Toluene-d8*	*103*			*70-130 %*			"	"	"	"	"	
17060-07-0	*1,2-Dichloroethane-d4*	*99*			*70-130 %*			"	"	"	"	"	
1868-53-7	*Dibromofluoromethane*	*104*			*70-130 %*			"	"	"	"	"	
Total Metals by EPA 200/6000 Series Methods													
Prepared by method General Prep-Metal													
	Preservation	**Field Preserved; pH<2 confirmed**		N/A			1	EPA 200/6000 methods	27-Jul-18		KP1	1810396	
Total Metals by EPA 200 Series Methods													
7440-70-2	Calcium	**157**		mg/l	0.200	0.0679	1	EPA 200.7	30-Jul-18	31-Jul-18	SJR/T	1810410	X
7439-95-4	Magnesium	**28.3**		mg/l	0.0400	0.0147	1	"	"	"	"	"	X
General Chemistry Parameters													
	Hardness	**508**	HD	mg/l CaCO3	0.664	0.230	1	SM 2340B (11)	30-Jul-18	31-Jul-18	SJR/T	[CALC]	
	pH	**7.14**	pH	pH Units			1	ASTM D 1293-99B	27-Jul-18 17:00	27-Jul-18 17:10	BD	1810388	

Sample Identification	Client Project #	Matrix	Collection Date/Time	Received
Effluent	[none]	Ground Water	26-Jul-18 10:00	27-Jul-18
SC49024-02				

CAS No.	Analyte(s)	Result	Flag	Units	*RDL	MDL	Dilution	Method Ref.	Prepared	Analyzed	Analyst	Batch	Cert.
Volatile Organic Compounds													
Volatile Organic Compounds by SW846 8260 Prepared by method SW846 5030 Water MS													
76-13-1	1,1,2-Trichlorotrifluoroethane (Freon 113)	< 1.00	U	µg/l	1.00	0.58	1	SW846 8260C	01-Aug-18	01-Aug-18	MP	1810538	X
67-64-1	Acetone	< 10.0	U	µg/l	10.0	3.76	1	"	"	"	"	"	X
71-43-2	Benzene	< 1.00	U	µg/l	1.00	0.34	1	"	"	"	"	"	X
75-27-4	Bromodichloromethane	< 0.50	U	µg/l	0.50	0.29	1	"	"	"	"	"	X
75-25-2	Bromoform	< 1.00	U	µg/l	1.00	0.24	1	"	"	"	"	"	X
74-83-9	Bromomethane	< 2.00	U	µg/l	2.00	0.45	1	"	"	"	"	"	X
78-93-3	2-Butanone (MEK)	< 2.00	U	µg/l	2.00	0.70	1	"	"	"	"	"	X
75-15-0	Carbon disulfide	< 2.00	U	µg/l	2.00	0.70	1	"	"	"	"	"	X
56-23-5	Carbon tetrachloride	< 1.00	U	µg/l	1.00	0.39	1	"	"	"	"	"	X
108-90-7	Chlorobenzene	< 1.00	U	µg/l	1.00	0.30	1	"	"	"	"	"	X
75-00-3	Chloroethane	< 2.00	U	µg/l	2.00	0.40	1	"	"	"	"	"	X
67-66-3	Chloroform	< 1.00	U	µg/l	1.00	0.29	1	"	"	"	"	"	X
74-87-3	Chloromethane	< 2.00	U	µg/l	2.00	0.36	1	"	"	"	"	"	X
96-12-8	1,2-Dibromo-3-chloropropane	< 2.00	U	µg/l	2.00	0.47	1	"	"	"	"	"	X
124-48-1	Dibromochloromethane	< 0.50	U	µg/l	0.50	0.29	1	"	"	"	"	"	X
106-93-4	1,2-Dibromoethane (EDB)	< 0.50	U	µg/l	0.50	0.30	1	"	"	"	"	"	X
95-50-1	1,2-Dichlorobenzene	< 1.00	U	µg/l	1.00	0.24	1	"	"	"	"	"	X
541-73-1	1,3-Dichlorobenzene	< 1.00	U	µg/l	1.00	0.30	1	"	"	"	"	"	X
106-46-7	1,4-Dichlorobenzene	< 1.00	U	µg/l	1.00	0.27	1	"	"	"	"	"	X
75-71-8	Dichlorodifluoromethane (Freon12)	< 2.00	U	µg/l	2.00	0.34	1	"	"	"	"	"	X
75-34-3	1,1-Dichloroethane	< 1.00	U	µg/l	1.00	0.29	1	"	"	"	"	"	X
107-06-2	1,2-Dichloroethane	< 1.00	U	µg/l	1.00	0.18	1	"	"	"	"	"	X
75-35-4	1,1-Dichloroethene	< 1.00	U	µg/l	1.00	0.31	1	"	"	"	"	"	X
156-59-2	cis-1,2-Dichloroethene	< 1.00	U	µg/l	1.00	0.40	1	"	"	"	"	"	X
156-60-5	trans-1,2-Dichloroethene	< 1.00	U	µg/l	1.00	0.38	1	"	"	"	"	"	X
78-87-5	1,2-Dichloropropane	< 1.00	U	µg/l	1.00	0.29	1	"	"	"	"	"	X
10061-01-5	cis-1,3-Dichloropropene	< 0.50	U	µg/l	0.50	0.33	1	"	"	"	"	"	X
10061-02-6	trans-1,3-Dichloropropene	< 0.50	U	µg/l	0.50	0.31	1	"	"	"	"	"	X
100-41-4	Ethylbenzene	< 1.00	U	µg/l	1.00	0.32	1	"	"	"	"	"	X
591-78-6	2-Hexanone (MBK)	< 2.00	U	µg/l	2.00	0.63	1	"	"	"	"	"	X
98-82-8	Isopropylbenzene	< 1.00	U	µg/l	1.00	0.30	1	"	"	"	"	"	X
1634-04-4	Methyl tert-butyl ether	< 1.00	U	µg/l	1.00	0.30	1	"	"	"	"	"	X
108-10-1	4-Methyl-2-pentanone (MIBK)	< 2.00	U	µg/l	2.00	0.35	1	"	"	"	"	"	X
75-09-2	Methylene chloride	< 2.00	U	µg/l	2.00	0.38	1	"	"	"	"	"	X
100-42-5	Styrene	< 1.00	U	µg/l	1.00	0.33	1	"	"	"	"	"	X
79-34-5	1,1,2,2-Tetrachloroethane	< 0.50	U	µg/l	0.50	0.26	1	"	"	"	"	"	X
127-18-4	Tetrachloroethene	< 1.00	U	µg/l	1.00	0.31	1	"	"	"	"	"	X
108-88-3	Toluene	< 1.00	U	µg/l	1.00	0.29	1	"	"	"	"	"	X
120-82-1	1,2,4-Trichlorobenzene	< 1.00	U	µg/l	1.00	0.32	1	"	"	"	"	"	X
71-55-6	1,1,1-Trichloroethane	< 1.00	U	µg/l	1.00	0.24	1	"	"	"	"	"	X
79-00-5	1,1,2-Trichloroethane	< 1.00	U	µg/l	1.00	0.31	1	"	"	"	"	"	X
79-01-6	Trichloroethene	< 1.00	U	µg/l	1.00	0.36	1	"	"	"	"	"	X

Sample Identification	Client Project #	Matrix	Collection Date/Time	Received
Effluent SC49024-02	[none]	Ground Water	26-Jul-18 10:00	27-Jul-18

CAS No.	Analyte(s)	Result	Flag	Units	*RDL	MDL	Dilution	Method Ref.	Prepared	Analyzed	Analyst	Batch	Cert.
Volatile Organic Compounds													
Volatile Organic Compounds by SW846 8260													
75-01-4	Vinyl chloride	< 1.00	U	µg/l	1.00	0.40	1	SW846 8260C	01-Aug-18	01-Aug-18	MP	1810538	X
1330-20-7	Total Xylenes	< 3.00	U	µg/l	3.00	3.00	1	"	"	"	"	"	X
110-82-7	Cyclohexane	< 5.00	U	µg/l	5.00	0.44	1	"	"	"	"	"	X
79-20-9	Methyl acetate	< 10.0	U	µg/l	10.0	5.14	1	"	"	"	"	"	X
108-87-2	Methylcyclohexane	< 5.00	U	µg/l	5.00	0.39	1	"	"	"	"	"	X
Surrogate recoveries:													
460-00-4	*4-Bromofluorobenzene*	*101*			*70-130 %*			"	"	"	"	"	
2037-26-5	*Toluene-d8*	*102*			*70-130 %*			"	"	"	"	"	
17060-07-0	*1,2-Dichloroethane-d4*	*99*			*70-130 %*			"	"	"	"	"	
1868-53-7	*Dibromofluoromethane*	*104*			*70-130 %*			"	"	"	"	"	
Total Metals by EPA 200/6000 Series Methods													
Prepared by method General Prep-Metal													
	Preservation	**Field Preserved; pH<2 confirmed**		N/A			1	EPA 200/6000 methods	27-Jul-18		KP1	1810396	
Total Metals by EPA 200 Series Methods													
7440-70-2	Calcium	**159**		mg/l	0.200	0.0679	1	EPA 200.7	30-Jul-18	31-Jul-18	SJR/T	1810410	X
7439-95-4	Magnesium	**28.1**		mg/l	0.0400	0.0147	1	"	"	"	"	"	X
General Chemistry Parameters													
	Hardness	**513**	HD	mg/l CaCO3	0.664	0.230	1	SM 2340B (11)	30-Jul-18	31-Jul-18	SJR/T	[CALC]	
	pH	**8.62**	pH	pH Units			1	ASTM D 1293-99B	27-Jul-18 17:00	27-Jul-18 17:10	BD	1810388	

SC49024 Rev

eurofins | Spectrum Analytical

CHAIN OF CUSTODY RECORD

Page 1 of 1

Special Handling:

- [x] Standard TAT - 7 to 10 business days
- [ ] Rush TAT - Date Needed: _____

All TATs subject to laboratory approval
Min. 24-hr notification needed for rushes
Samples disposed after 30 days unless otherwise instructed.

Report To: E & E, Inc
368 Pleasantview Dr
Lancaster, NY 14086

Telephone #: (716) 684-8060
Project Mgr: Mary Kate Mooney

Invoice To: E & E, Inc

P.O No.: _____ Quote #: _____

Project No: _____
Site Name: Mr Cs O M&M
Location: East Aurora State: NY
Sampler(s): R. Allen

F=Field Filtered 1=$Na_2S_2O_3$ 2=HCl 3=H_2SO_4 4=HNO_3 5=NaOH 6=Ascorbic Acid
7=CH3OH 8=$NaHSO_4$ 9=Deionized Water 10=H_3PO_4 11=_____ 12=_____

List Preservative Code below: — | 4 | 2

DW=Drinking Water GW=Groundwater SW=Surface Water WW=Waste Water
O=Oil SO=Soil SL=Sludge A=Indoor/Ambient Air SG=Soil Gas
X1=_____ X2=_____ X3=_____

G= Grab C=Composite

Lab ID:	Sample ID:	Date:	Time:	Type	Matrix	Containers: # of VOA Vials	# of Amber Glass	# of Clear Glass	# of Plastic	Analysis: pH	Hardness	VOCs	Check if chlorinated
SC49024-01	INFLUENT	7/26/18	10:00A	G	GW				1	✓			☐
	INFLUENT			G	GW				1		✓		☐
	INFLUENT			G	GW	3						✓	☐
-02	EFFLUENT			G	GW				1	✓			☐
	EFFLUENT			G	GW				1		✓		☐
	EFFLUENT			G	GW	3						✓	☐
													☐
													☐
													☐
													☐
													☐

QA/QC Reporting Notes:
* additional charges may appply

MA DEP MCP CAM Report? ☐ Yes ☐ No
CT DPH RCP Report? ☐ Yes ☐ No
☐ Standard ☐ No QC ☐ DQA*
☐ ASP A* ☐ ASP B*
☐ NJ Reduced* ☐ NJ Full*
☐ Tier II* ☐ Tier IV*
☒ Other: CAT A
State-specific reporting standards:

Please send another Sample Kit

(Medium Cooler)

Relinquished by:	Received by:	Date:	Time:
Richard C Allen Jr			
		7/27/18	10:15

Temp °C: Observed 4.2 | Correction Factor 0 | Corrected 4.2 | IR ID # C1

☒ EDD format: PDF
☐ E-mail to: mmooney@ene.com

Condition upon receipt: Custody Seals: ☒ Present ☒ Intact ☐ Broken
☐ Ambient ☒ Iced ☐ Refrigerated ☐ DI VOA Frozen ☐ Soil Jar Frozen

Attachment D
Excerpts from the Groundwater Pumping Wells Analytical Report from Spectrum Analytical Laboratories

Analytical Data Package Work Order ID: SC49030
Sampled by IEG: July 26, 2018
Report Received: August 7, 2018

eurofins | Spectrum Analytical

☑ Final Report
☐ Revised Report

Report Date:
07-Aug-18 14:14

Laboratory Report
SC49030

Ecology and Environment, Inc.
368 Pleasant View Drive
Lancaster, NY 14086
Attn: MaryKate Mooney

Project: Mr. C's - East Aurora, NY
Project #: [none]

I attest that the information contained within the report has been reviewed for accuracy and checked against the quality control requirements for each method. These results relate only to the sample(s) as received.
All applicable NELAC requirements have been met.

Massachusetts # M-MA138/MA1110
Connecticut # PH-0777
Florida # E87936
Maine # MA138
New Hampshire # 2972/2538
New Jersey # MA011
New York # 11393
Pennsylvania # 68-04426/68-02924
Rhode Island # LAO00348
USDA # P330-15-00375
Vermont # VT-11393

Authorized by:

Dawn Wojcik
Laboratory Director

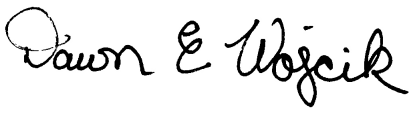

Eurofins Spectrum Analytical holds primary NELAC certification in the State of New York for the analytes as indicated with an X in the "Cert." column within this report. Please note that the State of New York does not offer certification for all analytes. Please refer to our website for specific certification holdings in each state.
Please note that this report contains 45 pages of analytical data plus Chain of Custody document(s). When the Laboratory Report is indicated as revised, this report supersedes any previously dated reports for the laboratory ID(s) referenced above. Where this report identifies subcontracted analyses, copies of the subcontractor's test report are available upon request. This report may not be reproduced, except in full, without written approval from Eurofins Spectrum Analytical, Inc.

Eurofins Spectrum Analytical, Inc. is a NELAC accredited laboratory organization and meets NELAC testing standards. Use of the NELAC logo however does not insure that Eurofins Spectrum Analytical, Inc. is currently accredited for the specific method or analyte indicated. Please refer to our 'Quality' web page at www.spectrum-analytical.com for a full listing of our current certifications and fields of accreditation. States in which Eurofins Spectrum Analytical, Inc. holds NELAC certification are New York, New Hampshire, New Jersey, Pennsylvania and Florida. All analytical work for Volatile Organic and Air analysis are transferred to and conducted at our 830 Silver Street location (PA-68-04426).

Please contact the Laboratory or Technical Director at 800-789-9115 with any questions regarding the data contained in this laboratory report.

Sample Summary

Work Order: SC49030

Project: Mr. C's - East Aurora, NY

Project Number: [none]

Laboratory ID	Client Sample ID	Matrix	Date Sampled	Date Received
SC49030-01	PW-4	Ground Water	26-Jul-18 10:30	27-Jul-18 10:15
SC49030-02	PW-5	Ground Water	26-Jul-18 10:30	27-Jul-18 10:15
SC49030-03	PW-6	Ground Water	26-Jul-18 11:00	27-Jul-18 10:15
SC49030-04	PW-7	Ground Water	26-Jul-18 11:00	27-Jul-18 10:15
SC49030-05	PW-8	Ground Water	26-Jul-18 11:30	27-Jul-18 10:15
SC49030-06	TB	Water	26-Jul-18 00:00	27-Jul-18 10:15

Summary of Hits

Lab ID: SC49030-01 **Client ID:** PW-4

Parameter	Result	Flag	Reporting Limit	Units	Analytical Method
cis-1,2-Dichloroethene	99		5.0	ug/l	SW8260 C
Tetrachloroethene	2400		50	ug/l	SW8260 C
Trichloroethene	210		2.5	ug/l	SW8260 C
Methyl t-butyl ether (MTBE)	0.87	J.	1.0	ug/l	SW8260C
trans-1,2-Dichloroethene	1.9		1.0	ug/l	SW8260C

Lab ID: SC49030-02 **Client ID:** PW-5

Parameter	Result	Flag	Reporting Limit	Units	Analytical Method
cis-1,2-Dichloroethene	210		5.0	ug/l	SW8260 C
Tetrachloroethene	2100		50	ug/l	SW8260 C
Trichloroethene	81		2.5	ug/l	SW8260 C
1,1-Dichloroethene	0.34	J.	1.0	ug/l	SW8260C
Acetone	11	Q1	2.5	ug/l	SW8260C
Methyl t-butyl ether (MTBE)	0.32	J.	1.0	ug/l	SW8260C
trans-1,2-Dichloroethene	9.1		1.0	ug/l	SW8260C
Vinyl chloride	17		1.0	ug/l	SW8260C

Lab ID: SC49030-03 **Client ID:** PW-6

Parameter	Result	Flag	Reporting Limit	Units	Analytical Method
cis-1,2-Dichloroethene	140		5.0	ug/l	SW8260 C
Tetrachloroethene	2800		50	ug/l	SW8260 C
Trichloroethene	180		2.5	ug/l	SW8260 C
1,1-Dichloroethene	0.53	J.	1.0	ug/l	SW8260C
Methyl t-butyl ether (MTBE)	1.2		1.0	ug/l	SW8260C
trans-1,2-Dichloroethene	0.79	J.	1.0	ug/l	SW8260C

Lab ID: SC49030-04 **Client ID:** PW-7

Parameter	Result	Flag	Reporting Limit	Units	Analytical Method
cis-1,2-Dichloroethene	5700		100	ug/l	SW8260 C
Tetrachloroethene	5500		100	ug/l	SW8260 C
Trichloroethene	720		100	ug/l	SW8260 C
Vinyl chloride	400		10	ug/l	SW8260 C
1,1-Dichloroethene	8.9		5.0	ug/l	SW8260C
Methyl t-butyl ether (MTBE)	8.9	J.	20	ug/l	SW8260C
trans-1,2-Dichloroethene	36		5.0	ug/l	SW8260C

Lab ID: SC49030-05 **Client ID:** PW-8

Parameter	Result	Flag	Reporting Limit	Units	Analytical Method
Chloroform	0.25	J.	1.0	ug/l	SW8260 C
Chloromethane	0.31	J.	1.0	ug/l	SW8260 C
cis-1,2-Dichloroethene	370		5.0	ug/l	SW8260 C
Methyl t-butyl ether (MTBE)	6.7		1.0	ug/l	SW8260 C
Tetrachloroethene	100		5.0	ug/l	SW8260 C
trans-1,2-Dichloroethene	1.2		1.0	ug/l	SW8260 C
Trichloroethene	7.9		1.0	ug/l	SW8260 C
Vinyl chloride	45		5.0	ug/l	SW8260 C

Please note that because there are no reporting limits associated with hazardous waste characterizations or micro analyses, this summary does not include hits from these analyses if included in this work order.

Sample Identification	Client Project #	Matrix	Collection Date/Time	Received
PW-4	[none]	Ground Water	26-Jul-18 10:30	27-Jul-18
SC49030-01				

CAS No.	Analyte(s)	Result	Flag	Units	*RDL	MDL	Dilution	Method Ref.	Prepared	Analyzed	Analyst	Batch	Cert.
Subcontracted Analyses													
Subcontracted Analyses													
*Analysis performed by Phoenix Environmental Labs, Inc. * - CT007*													
156-59-2	cis-1,2-Dichloroethene	**99**		ug/l	5.0	2.5	10	SW8260 C	26-Jul-18 10:30	03-Aug-18 08:02	11301	441668A	
127-18-4	Tetrachloroethene	**2,400**		ug/l	50	50	200	"	"	03-Aug-18 12:31	"	"	
79-01-6	Trichloroethene	**210**		ug/l	2.5	2.5	10	"	"	03-Aug-18 08:02	"	"	
Subcontracted Analyses													
*Analysis performed by Phoenix Environmental Labs, Inc. * - CT007*													
71-55-6	1,1,1-Trichloroethane	< 1.0	U.	ug/l	1.0	0.25	1	SW8260C	"	02-Aug-18 12:29	11301	441503A	
79-34-5	1,1,2,2-Tetrachloroethane	< 1.0	U.	ug/l	1.0	0.25	1	"	"	"	"	"	
79-00-5	1,1,2-Trichloroethane	< 1.0	U.	ug/l	1.0	0.25	1	"	"	"	"	"	
75-34-3	1,1-Dichloroethane	< 1.0	U.	ug/l	1.0	0.25	1	"	"	"	"	"	
75-35-4	1,1-Dichloroethene	< 1.0	U.	ug/l	1.0	0.25	1	"	"	"	"	"	
120-82-1	1,2,4-Trichlorobenzene	< 1.0	U.	ug/l	1.0	0.25	1	"	"	"	"	"	
96-12-8	1,2-Dibromo-3-chloropropane	< 0.50	U.	ug/l	0.50	0.50	1	"	"	"	"	"	
106-93-4	1,2-Dibromoethane	< 0.25	U.	ug/l	0.25	0.25	1	"	"	"	"	"	
95-50-1	1,2-Dichlorobenzene	< 1.0	U.	ug/l	1.0	0.25	1	"	"	"	"	"	
107-06-2	1,2-Dichloroethane	< 0.60	U.	ug/l	0.60	0.25	1	"	"	"	"	"	
78-87-5	1,2-Dichloropropane	< 1.0	U.	ug/l	1.0	0.25	1	"	"	"	"	"	
541-73-1	1,3-Dichlorobenzene	< 1.0	U.	ug/l	1.0	0.25	1	"	"	"	"	"	
106-46-7	1,4-Dichlorobenzene	< 1.0	U.	ug/l	1.0	0.25	1	"	"	"	"	"	
591-78-6	2-Hexanone	< 2.5	U.	ug/l	2.5	2.5	1	"	"	"	"	"	
108-10-1	4-Methyl-2-pentanone	< 2.5	U.	ug/l	2.5	2.5	1	"	"	"	"	"	
67-64-1	Acetone	< 2.5	U.	ug/l	2.5	2.5	1	"	"	"	"	"	
71-43-2	Benzene	< 0.70	U.	ug/l	0.70	0.25	1	"	"	"	"	"	
75-27-4	Bromodichloromethane	< 1.0	U.	ug/l	1.0	0.25	1	"	"	"	"	"	
75-25-2	Bromoform	< 1.0	U.	ug/l	1.0	0.25	1	"	"	"	"	"	
74-83-9	Bromomethane	< 1.0	U.	ug/l	1.0	0.25	1	"	"	"	"	"	
75-15-0	Carbon Disulfide	< 1.0	U.	ug/l	1.0	0.25	1	"	"	"	"	"	
56-23-5	Carbon tetrachloride	< 1.0	U.	ug/l	1.0	0.25	1	"	"	"	"	"	
108-90-7	Chlorobenzene	< 1.0	U.	ug/l	1.0	0.25	1	"	"	"	"	"	
75-00-3	Chloroethane	< 1.0	U.	ug/l	1.0	0.25	1	"	"	"	"	"	
67-66-3	Chloroform	< 1.0	U.	ug/l	1.0	0.25	1	"	"	"	"	"	
74-87-3	Chloromethane	< 1.0	U.	ug/l	1.0	0.25	1	"	"	"	"	"	
10061-01-5	cis-1,3-Dichloropropene	< 0.40	U.	ug/l	0.40	0.25	1	"	"	"	"	"	
110-82-7	Cyclohexane	< 1.0	U.	ug/l	1.0	0.50	1	"	"	"	"	"	
124-48-1	Dibromochloromethane	< 1.0	U.	ug/l	1.0	0.25	1	"	"	"	"	"	
75-71-8	Dichlorodifluoromethane	< 1.0	U.	ug/l	1.0	0.25	1	"	"	"	"	"	
100-41-4	Ethylbenzene	< 1.0	U.	ug/l	1.0	0.25	1	"	"	"	"	"	
98-82-8	Isopropylbenzene	< 1.0	U.	ug/l	1.0	0.25	1	"	"	"	"	"	
78-93-3	Methyl ethyl ketone	< 2.5	U.	ug/l	2.5	2.5	1	"	"	"	"	"	
1634-04-4	Methyl t-butyl ether (MTBE)	**0.87**	J.	ug/l	1.0	0.25	1	"	"	"	"	"	
79-20-9	Methylacetate	< 5.0	U.	ug/l	5.0	2.5	1	"	"	"	"	"	
108-87-2	Methylcyclohexane	< 1.0	U.	ug/l	1.0	0.50	1	"	"	"	"	"	

Sample Identification	Client Project #	Matrix	Collection Date/Time	Received
PW-4 SC49030-01	[none]	Ground Water	26-Jul-18 10:30	27-Jul-18

CAS No.	Analyte(s)	Result	Flag	Units	*RDL	MDL	Dilution	Method Ref.	Prepared	Analyzed	Analyst	Batch	Cert.
Subcontracted Analyses													
Subcontracted Analyses													
*Analysis performed by Phoenix Environmental Labs, Inc. * - CT007*													
75-09-2	Methylene chloride	< 3.0	U.	ug/l	3.0	1.0	1	SW8260C	26-Jul-18 10:30	02-Aug-18 12:29	11301	441503A	
100-42-5	Styrene	< 1.0	U.	ug/l	1.0	0.25	1	"	"	"	"	"	
	TICs	**None Found**		ug/l			1	"	"	"	"	"	
108-88-3	Toluene	< 1.0	U.	ug/l	1.0	0.25	1	"	"	"	"	"	
1330-20-7	Total Xylenes	< 1.0	U.	ug/l	1.0	1.0	1	"	"	"	"	"	
156-60-5	trans-1,2-Dichloroethene	**1.9**		ug/l	1.0	0.25	1	"	"	"	"	"	
10061-02-6	trans-1,3-Dichloropropene	< 0.40	U.	ug/l	0.40	0.25	1	"	"	"	"	"	
76-13-1	Trichlorotrifluoroethane	< 1.0	U.	ug/l	1.0	0.25	1	"	"	"	"	"	
75-01-4	Vinyl chloride	< 1.0	U.	ug/l	1.0	0.25	1	"	"	"	"	"	
Surrogate recoveries:													
2199-69-1	*% 1,2-dichlorobenzene-d4*	*101*			*70-130 %*			"	"	"	"	"	
460-00-4	*% Bromofluorobenzene*	*99*			*70-130 %*			"	"	"	"	"	
1868-53-7	*% Dibromofluoromethane*	*98*			*70-130 %*			"	"	"	"	"	
2037-26-5	*% Toluene-d8*	*111*			*70-130 %*			"	"	"	"	"	

Sample Identification	Client Project #	Matrix	Collection Date/Time	Received
PW-5	[none]	Ground Water	26-Jul-18 10:30	27-Jul-18
SC49030-02				

CAS No.	Analyte(s)	Result	Flag	Units	*RDL	MDL	Dilution	Method Ref.	Prepared	Analyzed	Analyst	Batch	Cert.
Subcontracted Analyses													
Subcontracted Analyses													
*Analysis performed by Phoenix Environmental Labs, Inc. * - CT007*													
156-59-2	cis-1,2-Dichloroethene	**210**		ug/l	5.0	2.5	10	SW8260 C	26-Jul-18 10:30	03-Aug-18 09:09	11301	441668A	
127-18-4	Tetrachloroethene	**2,100**		ug/l	50	50	200	"	"	03-Aug-18 12:53	"	"	
79-01-6	Trichloroethene	**81**		ug/l	2.5	2.5	10	"	"	03-Aug-18 09:09	"	"	
Subcontracted Analyses													
*Analysis performed by Phoenix Environmental Labs, Inc. * - CT007*													
71-55-6	1,1,1-Trichloroethane	< 1.0	U.	ug/l	1.0	0.25	1	SW8260C	"	02-Aug-18 12:51	11301	441503A	
79-34-5	1,1,2,2-Tetrachloroethane	< 1.0	U.	ug/l	1.0	0.25	1	"	"	"	"	"	
79-00-5	1,1,2-Trichloroethane	< 1.0	U.	ug/l	1.0	0.25	1	"	"	"	"	"	
75-34-3	1,1-Dichloroethane	< 1.0	U.	ug/l	1.0	0.25	1	"	"	"	"	"	
75-35-4	1,1-Dichloroethene	**0.34**	J.	ug/l	1.0	0.25	1	"	"	"	"	"	
120-82-1	1,2,4-Trichlorobenzene	< 1.0	U.	ug/l	1.0	0.25	1	"	"	"	"	"	
96-12-8	1,2-Dibromo-3-chloropropane	< 0.50	U.	ug/l	0.50	0.50	1	"	"	"	"	"	
106-93-4	1,2-Dibromoethane	< 0.25	U.	ug/l	0.25	0.25	1	"	"	"	"	"	
95-50-1	1,2-Dichlorobenzene	< 1.0	U.	ug/l	1.0	0.25	1	"	"	"	"	"	
107-06-2	1,2-Dichloroethane	< 0.60	U.	ug/l	0.60	0.25	1	"	"	"	"	"	
78-87-5	1,2-Dichloropropane	< 1.0	U.	ug/l	1.0	0.25	1	"	"	"	"	"	
541-73-1	1,3-Dichlorobenzene	< 1.0	U.	ug/l	1.0	0.25	1	"	"	"	"	"	
106-46-7	1,4-Dichlorobenzene	< 1.0	U.	ug/l	1.0	0.25	1	"	"	"	"	"	
591-78-6	2-Hexanone	< 2.5	U.	ug/l	2.5	2.5	1	"	"	"	"	"	
108-10-1	4-Methyl-2-pentanone	< 2.5	U.	ug/l	2.5	2.5	1	"	"	"	"	"	
67-64-1	Acetone	**11**	Q1	ug/l	2.5	2.5	1	"	"	"	"	"	
71-43-2	Benzene	< 0.70	U.	ug/l	0.70	0.25	1	"	"	"	"	"	
75-27-4	Bromodichloromethane	< 1.0	U.	ug/l	1.0	0.25	1	"	"	"	"	"	
75-25-2	Bromoform	< 1.0	U.	ug/l	1.0	0.25	1	"	"	"	"	"	
74-83-9	Bromomethane	< 1.0	U.	ug/l	1.0	0.25	1	"	"	"	"	"	
75-15-0	Carbon Disulfide	< 1.0	U.	ug/l	1.0	0.25	1	"	"	"	"	"	
56-23-5	Carbon tetrachloride	< 1.0	U.	ug/l	1.0	0.25	1	"	"	"	"	"	
108-90-7	Chlorobenzene	< 1.0	U.	ug/l	1.0	0.25	1	"	"	"	"	"	
75-00-3	Chloroethane	< 1.0	U.	ug/l	1.0	0.25	1	"	"	"	"	"	
67-66-3	Chloroform	< 1.0	U.	ug/l	1.0	0.25	1	"	"	"	"	"	
74-87-3	Chloromethane	< 1.0	U.	ug/l	1.0	0.25	1	"	"	"	"	"	
10061-01-5	cis-1,3-Dichloropropene	< 0.40	U.	ug/l	0.40	0.25	1	"	"	"	"	"	
110-82-7	Cyclohexane	< 1.0	U.	ug/l	1.0	0.50	1	"	"	"	"	"	
124-48-1	Dibromochloromethane	< 1.0	U.	ug/l	1.0	0.25	1	"	"	"	"	"	
75-71-8	Dichlorodifluoromethane	< 1.0	U.	ug/l	1.0	0.25	1	"	"	"	"	"	
100-41-4	Ethylbenzene	< 1.0	U.	ug/l	1.0	0.25	1	"	"	"	"	"	
98-82-8	Isopropylbenzene	< 1.0	U.	ug/l	1.0	0.25	1	"	"	"	"	"	
78-93-3	Methyl ethyl ketone	< 2.5	U.	ug/l	2.5	2.5	1	"	"	"	"	"	
1634-04-4	Methyl t-butyl ether (MTBE)	**0.32**	J.	ug/l	1.0	0.25	1	"	"	"	"	"	
79-20-9	Methylacetate	< 5.0	U.	ug/l	5.0	2.5	1	"	"	"	"	"	
108-87-2	Methylcyclohexane	< 1.0	U.	ug/l	1.0	0.50	1	"	"	"	"	"	

Sample Identification	Client Project #	Matrix	Collection Date/Time	Received
PW-5 SC49030-02	[none]	Ground Water	26-Jul-18 10:30	27-Jul-18

CAS No.	Analyte(s)	Result	Flag	Units	*RDL	MDL	Dilution	Method Ref.	Prepared	Analyzed	Analyst	Batch	Cert.
Subcontracted Analyses													
Subcontracted Analyses													
*Analysis performed by Phoenix Environmental Labs, Inc. * - CT007*													
75-09-2	Methylene chloride	< 3.0	U.	ug/l	3.0	1.0	1	SW8260C	26-Jul-18 10:30	02-Aug-18 12:51	11301	441503A	
100-42-5	Styrene	< 1.0	U.	ug/l	1.0	0.25	1	"	"	"	"	"	
	TICs	**None Found**		ug/l			1	"	"	"	"	"	
108-88-3	Toluene	< 1.0	U.	ug/l	1.0	0.25	1	"	"	"	"	"	
1330-20-7	Total Xylenes	< 1.0	U.	ug/l	1.0	1.0	1	"	"	"	"	"	
156-60-5	trans-1,2-Dichloroethene	**9.1**		ug/l	1.0	0.25	1	"	"	"	"	"	
10061-02-6	trans-1,3-Dichloropropene	< 0.40	U.	ug/l	0.40	0.25	1	"	"	"	"	"	
76-13-1	Trichlorotrifluoroethane	< 1.0	U.	ug/l	1.0	0.25	1	"	"	"	"	"	
75-01-4	Vinyl chloride	**17**		ug/l	1.0	0.25	1	"	"	"	"	"	
Surrogate recoveries:													
2199-69-1	*% 1,2-dichlorobenzene-d4*	*102*			*70-130 %*			"	"	"	"	"	
460-00-4	*% Bromofluorobenzene*	*102*			*70-130 %*			"	"	"	"	"	
1868-53-7	*% Dibromofluoromethane*	*102*			*70-130 %*			"	"	"	"	"	
2037-26-5	*% Toluene-d8*	*105*			*70-130 %*			"	"	"	"	"	

Sample Identification	Client Project #	Matrix	Collection Date/Time	Received
PW-6 SC49030-03	[none]	Ground Water	26-Jul-18 11:00	27-Jul-18

CAS No.	Analyte(s)	Result	Flag	Units	*RDL	MDL	Dilution	Method Ref.	Prepared	Analyzed	Analyst	Batch	Cert.
Subcontracted Analyses													
Subcontracted Analyses													
*Analysis performed by Phoenix Environmental Labs, Inc. * - CT007*													
156-59-2	cis-1,2-Dichloroethene	**140**		ug/l	5.0	2.5	10	SW8260 C	26-Jul-18 11:00	03-Aug-18 10:16	11301	441668A	
127-18-4	Tetrachloroethene	**2,800**		ug/l	50	50	200	"	"	03-Aug-18 13:15	"	"	
79-01-6	Trichloroethene	**180**		ug/l	2.5	2.5	10	"	"	03-Aug-18 10:16	"	"	
Subcontracted Analyses													
*Analysis performed by Phoenix Environmental Labs, Inc. * - CT007*													
71-55-6	1,1,1-Trichloroethane	< 1.0	U.	ug/l	1.0	0.25	1	SW8260C	"	02-Aug-18 13:13	11301	441503A	
79-34-5	1,1,2,2-Tetrachloroethane	< 1.0	U.	ug/l	1.0	0.25	1	"	"	"	"	"	
79-00-5	1,1,2-Trichloroethane	< 1.0	U.	ug/l	1.0	0.25	1	"	"	"	"	"	
75-34-3	1,1-Dichloroethane	< 1.0	U.	ug/l	1.0	0.25	1	"	"	"	"	"	
75-35-4	1,1-Dichloroethene	**0.53**	J.	ug/l	1.0	0.25	1	"	"	"	"	"	
120-82-1	1,2,4-Trichlorobenzene	< 1.0	U.	ug/l	1.0	0.25	1	"	"	"	"	"	
96-12-8	1,2-Dibromo-3-chloropropane	< 0.50	U.	ug/l	0.50	0.50	1	"	"	"	"	"	
106-93-4	1,2-Dibromoethane	< 0.25	U.	ug/l	0.25	0.25	1	"	"	"	"	"	
95-50-1	1,2-Dichlorobenzene	< 1.0	U.	ug/l	1.0	0.25	1	"	"	"	"	"	
107-06-2	1,2-Dichloroethane	< 0.60	U.	ug/l	0.60	0.25	1	"	"	"	"	"	
78-87-5	1,2-Dichloropropane	< 1.0	U.	ug/l	1.0	0.25	1	"	"	"	"	"	
541-73-1	1,3-Dichlorobenzene	< 1.0	U.	ug/l	1.0	0.25	1	"	"	"	"	"	
106-46-7	1,4-Dichlorobenzene	< 1.0	U.	ug/l	1.0	0.25	1	"	"	"	"	"	
591-78-6	2-Hexanone	< 2.5	U.	ug/l	2.5	2.5	1	"	"	"	"	"	
108-10-1	4-Methyl-2-pentanone	< 2.5	U.	ug/l	2.5	2.5	1	"	"	"	"	"	
67-64-1	Acetone	< 2.5	U.	ug/l	2.5	2.5	1	"	"	"	"	"	
71-43-2	Benzene	< 0.70	U.	ug/l	0.70	0.25	1	"	"	"	"	"	
75-27-4	Bromodichloromethane	< 1.0	U.	ug/l	1.0	0.25	1	"	"	"	"	"	
75-25-2	Bromoform	< 1.0	U.	ug/l	1.0	0.25	1	"	"	"	"	"	
74-83-9	Bromomethane	< 1.0	U.	ug/l	1.0	0.25	1	"	"	"	"	"	
75-15-0	Carbon Disulfide	< 1.0	U.	ug/l	1.0	0.25	1	"	"	"	"	"	
56-23-5	Carbon tetrachloride	< 1.0	U.	ug/l	1.0	0.25	1	"	"	"	"	"	
108-90-7	Chlorobenzene	< 1.0	U.	ug/l	1.0	0.25	1	"	"	"	"	"	
75-00-3	Chloroethane	< 1.0	U.	ug/l	1.0	0.25	1	"	"	"	"	"	
67-66-3	Chloroform	< 1.0	U.	ug/l	1.0	0.25	1	"	"	"	"	"	
74-87-3	Chloromethane	< 1.0	U.	ug/l	1.0	0.25	1	"	"	"	"	"	
10061-01-5	cis-1,3-Dichloropropene	< 0.40	U.	ug/l	0.40	0.25	1	"	"	"	"	"	
110-82-7	Cyclohexane	< 1.0	U.	ug/l	1.0	0.50	1	"	"	"	"	"	
124-48-1	Dibromochloromethane	< 1.0	U.	ug/l	1.0	0.25	1	"	"	"	"	"	
75-71-8	Dichlorodifluoromethane	< 1.0	U.	ug/l	1.0	0.25	1	"	"	"	"	"	
100-41-4	Ethylbenzene	< 1.0	U.	ug/l	1.0	0.25	1	"	"	"	"	"	
98-82-8	Isopropylbenzene	< 1.0	U.	ug/l	1.0	0.25	1	"	"	"	"	"	
78-93-3	Methyl ethyl ketone	< 2.5	U.	ug/l	2.5	2.5	1	"	"	"	"	"	
1634-04-4	Methyl t-butyl ether (MTBE)	**1.2**		ug/l	1.0	0.25	1	"	"	"	"	"	
79-20-9	Methylacetate	< 5.0	U.	ug/l	5.0	2.5	1	"	"	"	"	"	
108-87-2	Methylcyclohexane	< 1.0	U.	ug/l	1.0	0.50	1	"	"	"	"	"	

Sample Identification	Client Project #	Matrix	Collection Date/Time	Received
PW-6 SC49030-03	[none]	Ground Water	26-Jul-18 11:00	27-Jul-18

CAS No.	Analyte(s)	Result	Flag	Units	*RDL	MDL	Dilution	Method Ref.	Prepared	Analyzed	Analyst	Batch	Cert.
Subcontracted Analyses													
Subcontracted Analyses													
*Analysis performed by Phoenix Environmental Labs, Inc. * - CT007*													
75-09-2	Methylene chloride	< 3.0	U.	ug/l	3.0	1.0	1	SW8260C	26-Jul-18 11:00	02-Aug-18 13:13	11301	441503A	
100-42-5	Styrene	< 1.0	U.	ug/l	1.0	0.25	1	"	"	"	"	"	
	TICs	**None Found**		ug/l			1	"	"	"	"	"	
108-88-3	Toluene	< 1.0	U.	ug/l	1.0	0.25	1	"	"	"	"	"	
1330-20-7	Total Xylenes	< 1.0	U.	ug/l	1.0	1.0	1	"	"	"	"	"	
156-60-5	trans-1,2-Dichloroethene	**0.79**	J.	ug/l	1.0	0.25	1	"	"	"	"	"	
10061-02-6	trans-1,3-Dichloropropene	< 0.40	U.	ug/l	0.40	0.25	1	"	"	"	"	"	
76-13-1	Trichlorotrifluoroethane	< 1.0	U.	ug/l	1.0	0.25	1	"	"	"	"	"	
75-01-4	Vinyl chloride	< 1.0	U.	ug/l	1.0	0.25	1	"	"	"	"	"	
Surrogate recoveries:													
2199-69-1	*% 1,2-dichlorobenzene-d4*	*99*			*70-130 %*			"	"	"	"	"	
460-00-4	*% Bromofluorobenzene*	*99*			*70-130 %*			"	"	"	"	"	
1868-53-7	*% Dibromofluoromethane*	*102*			*70-130 %*			"	"	"	"	"	
2037-26-5	*% Toluene-d8*	*109*			*70-130 %*			"	"	"	"	"	

Sample Identification	Client Project #	Matrix	Collection Date/Time	Received
PW-7	[none]	Ground Water	26-Jul-18 11:00	27-Jul-18
SC49030-04				

CAS No.	Analyte(s)	Result	Flag	Units	*RDL	MDL	Dilution	Method Ref.	Prepared	Analyzed	Analyst	Batch	Cert.
Subcontracted Analyses													
Subcontracted Analyses													
*Analysis performed by Phoenix Environmental Labs, Inc. * - CT007*													
156-59-2	cis-1,2-Dichloroethene	**5,700**		ug/l	100	100	400	SW8260 C	26-Jul-18 11:00	03-Aug-18 11:01	11301	441668A	
127-18-4	Tetrachloroethene	**5,500**		ug/l	100	100	400	"	"	"	"	"	
79-01-6	Trichloroethene	**720**		ug/l	100	100	400	"	"	"	"	"	
75-01-4	Vinyl chloride	**400**		ug/l	10	10	40	"	"	03-Aug-18 11:23	"	"	
Subcontracted Analyses													
*Analysis performed by Phoenix Environmental Labs, Inc. * - CT007*													
71-55-6	1,1,1-Trichloroethane	< 5.0	U.	ug/l	5.0	5.0	20	SW8260C	"	02-Aug-18 16:57	11301	441503A	
79-34-5	1,1,2,2-Tetrachloroethane	< 5.0	U.	ug/l	5.0	5.0	20	"	"	"	"	"	
79-00-5	1,1,2-Trichloroethane	< 5.0	U.	ug/l	5.0	5.0	20	"	"	"	"	"	
75-34-3	1,1-Dichloroethane	< 5.0	U.	ug/l	5.0	5.0	20	"	"	"	"	"	
75-35-4	1,1-Dichloroethene	**8.9**		ug/l	5.0	5.0	20	"	"	"	"	"	
120-82-1	1,2,4-Trichlorobenzene	< 9.0	U.	ug/l	9.0	5.0	20	"	"	"	"	"	
96-12-8	1,2-Dibromo-3-chloropropane	< 10	U.	ug/l	10	10	20	"	"	"	"	"	
106-93-4	1,2-Dibromoethane	< 5.0	U.	ug/l	5.0	5.0	20	"	"	"	"	"	
95-50-1	1,2-Dichlorobenzene	< 5.0	U.	ug/l	5.0	5.0	20	"	"	"	"	"	
107-06-2	1,2-Dichloroethane	< 5.0	U.	ug/l	5.0	5.0	20	"	"	"	"	"	
78-87-5	1,2-Dichloropropane	< 5.0	U.	ug/l	5.0	5.0	20	"	"	"	"	"	
541-73-1	1,3-Dichlorobenzene	< 5.0	U.	ug/l	5.0	5.0	20	"	"	"	"	"	
106-46-7	1,4-Dichlorobenzene	< 5.0	U.	ug/l	5.0	5.0	20	"	"	"	"	"	
591-78-6	2-Hexanone	< 50	U.	ug/l	50	50	20	"	"	"	"	"	
108-10-1	4-Methyl-2-pentanone	< 50	U.	ug/l	50	50	20	"	"	"	"	"	
67-64-1	Acetone	< 50	U.	ug/l	50	50	20	"	"	"	"	"	
71-43-2	Benzene	< 5.0	U.	ug/l	5.0	5.0	20	"	"	"	"	"	
75-27-4	Bromodichloromethane	< 5.0	U.	ug/l	5.0	5.0	20	"	"	"	"	"	
75-25-2	Bromoform	< 5.0	U.	ug/l	5.0	5.0	20	"	"	"	"	"	
74-83-9	Bromomethane	< 5.0	U.	ug/l	5.0	5.0	20	"	"	"	"	"	
75-15-0	Carbon Disulfide	< 20	U.	ug/l	20	5.0	20	"	"	"	"	"	
56-23-5	Carbon tetrachloride	< 5.0	U.	ug/l	5.0	5.0	20	"	"	"	"	"	
108-90-7	Chlorobenzene	< 5.0	U.	ug/l	5.0	5.0	20	"	"	"	"	"	
75-00-3	Chloroethane	< 5.0	U.	ug/l	5.0	5.0	20	"	"	"	"	"	
67-66-3	Chloroform	< 7.0	U.	ug/l	7.0	5.0	20	"	"	"	"	"	
74-87-3	Chloromethane	< 5.0	U.	ug/l	5.0	5.0	20	"	"	"	"	"	
10061-01-5	cis-1,3-Dichloropropene	< 5.0	U.	ug/l	5.0	5.0	20	"	"	"	"	"	
110-82-7	Cyclohexane	< 20	U.	ug/l	20	10	20	"	"	"	"	"	
124-48-1	Dibromochloromethane	< 5.0	U.	ug/l	5.0	5.0	20	"	"	"	"	"	
75-71-8	Dichlorodifluoromethane	< 5.0	U.	ug/l	5.0	5.0	20	"	"	"	"	"	
100-41-4	Ethylbenzene	< 5.0	U.	ug/l	5.0	5.0	20	"	"	"	"	"	
98-82-8	Isopropylbenzene	< 5.0	U.	ug/l	5.0	5.0	20	"	"	"	"	"	
78-93-3	Methyl ethyl ketone	< 50	U.	ug/l	50	50	20	"	"	"	"	"	
1634-04-4	Methyl t-butyl ether (MTBE)	**8.9**	J.	ug/l	20	5.0	20	"	"	"	"	"	
79-20-9	Methylacetate	< 100	U.	ug/l	100	50	20	"	"	"	"	"	

Sample Identification	Client Project #	Matrix	Collection Date/Time	Received
PW-7 SC49030-04	[none]	Ground Water	26-Jul-18 11:00	27-Jul-18

CAS No.	Analyte(s)	Result	Flag	Units	*RDL	MDL	Dilution	Method Ref.	Prepared	Analyzed	Analyst	Batch	Cert.
Subcontracted Analyses													
Subcontracted Analyses													
*Analysis performed by Phoenix Environmental Labs, Inc. * - CT007*													
108-87-2	Methylcyclohexane	< 20	U.	ug/l	20	10	20	SW8260C	26-Jul-18 11:00	02-Aug-18 16:57	11301	441503A	
75-09-2	Methylene chloride	< 10	U.	ug/l	10	10	20	"	"	"	"	"	
100-42-5	Styrene	< 5.0	U.	ug/l	5.0	5.0	20	"	"	"	"	"	
	TICs	None Found		ug/l			20	"	"	"	"	"	
108-88-3	Toluene	< 5.0	U.	ug/l	5.0	5.0	20	"	"	"	"	"	
1330-20-7	Total Xylenes	< 5.0	U.	ug/l	5.0	5.0	20	"	"	"	"	"	
156-60-5	trans-1,2-Dichloroethene	36		ug/l	5.0	5.0	20	"	"	"	"	"	
10061-02-6	trans-1,3-Dichloropropene	< 5.0	U.	ug/l	5.0	5.0	20	"	"	"	"	"	
76-13-1	Trichlorotrifluoroethane	< 5.0	U.	ug/l	5.0	5.0	20	"	"	"	"	"	
Surrogate recoveries:													
2199-69-1	*% 1,2-dichlorobenzene-d4*	*100*			*70-130 %*			"	"	"	"	"	
460-00-4	*% Bromofluorobenzene*	*99*			*70-130 %*			"	"	"	"	"	
1868-53-7	*% Dibromofluoromethane*	*100*			*70-130 %*			"	"	"	"	"	
2037-26-5	*% Toluene-d8*	*101*			*70-130 %*			"	"	"	"	"	

Sample Identification	Client Project #	Matrix	Collection Date/Time	Received
PW-8	[none]	Ground Water	26-Jul-18 11:30	27-Jul-18
SC49030-05				

CAS No.	Analyte(s)	Result	Flag	Units	*RDL	MDL	Dilution	Method Ref.	Prepared	Analyzed	Analyst	Batch	Cert.
Subcontracted Analyses													
Subcontracted Analyses													
*Analysis performed by Phoenix Environmental Labs, Inc. * - CT007*													
71-55-6	1,1,1-Trichloroethane	< 1.0	U.	ug/l	1.0	0.25	1	SW8260 C	26-Jul-18 11:30	03-Aug-18 14:09	11301	441668A	
79-34-5	1,1,2,2-Tetrachloroethane	< 1.0	U.	ug/l	1.0	0.25	1	"	"	"	"	"	
79-00-5	1,1,2-Trichloroethane	< 1.0	U.	ug/l	1.0	0.25	1	"	"	"	"	"	
75-34-3	1,1-Dichloroethane	< 1.0	U.	ug/l	1.0	0.25	1	"	"	"	"	"	
75-35-4	1,1-Dichloroethene	< 1.0	U.	ug/l	1.0	0.25	1	"	"	"	"	"	
120-82-1	1,2,4-Trichlorobenzene	< 1.0	U.	ug/l	1.0	0.25	1	"	"	"	"	"	
96-12-8	1,2-Dibromo-3-chloropropane	< 0.50	U.	ug/l	0.50	0.50	1	"	"	"	"	"	
106-93-4	1,2-Dibromoethane	< 0.25	U.	ug/l	0.25	0.25	1	"	"	"	"	"	
95-50-1	1,2-Dichlorobenzene	< 1.0	U.	ug/l	1.0	0.25	1	"	"	"	"	"	
107-06-2	1,2-Dichloroethane	< 0.60	U.	ug/l	0.60	0.25	1	"	"	"	"	"	
78-87-5	1,2-Dichloropropane	< 1.0	U.	ug/l	1.0	0.25	1	"	"	"	"	"	
541-73-1	1,3-Dichlorobenzene	< 1.0	U.	ug/l	1.0	0.25	1	"	"	"	"	"	
106-46-7	1,4-Dichlorobenzene	< 1.0	U.	ug/l	1.0	0.25	1	"	"	"	"	"	
591-78-6	2-Hexanone	< 2.5	U.	ug/l	2.5	2.5	1	"	"	"	"	"	
108-10-1	4-Methyl-2-pentanone	< 2.5	U.	ug/l	2.5	2.5	1	"	"	"	"	"	
67-64-1	Acetone	< 2.5	U.	ug/l	2.5	2.5	1	"	"	"	"	"	
71-43-2	Benzene	< 0.70	U.	ug/l	0.70	0.25	1	"	"	"	"	"	
75-27-4	Bromodichloromethane	< 1.0	U.	ug/l	1.0	0.25	1	"	"	"	"	"	
75-25-2	Bromoform	< 1.0	U.	ug/l	1.0	0.25	1	"	"	"	"	"	
74-83-9	Bromomethane	< 1.0	U.	ug/l	1.0	0.25	1	"	"	"	"	"	
75-15-0	Carbon Disulfide	< 1.0	U.	ug/l	1.0	0.25	1	"	"	"	"	"	
56-23-5	Carbon tetrachloride	< 1.0	U.	ug/l	1.0	0.25	1	"	"	"	"	"	
108-90-7	Chlorobenzene	< 1.0	U.	ug/l	1.0	0.25	1	"	"	"	"	"	
75-00-3	Chloroethane	< 1.0	U.	ug/l	1.0	0.25	1	"	"	"	"	"	
67-66-3	Chloroform	**0.25**	J.	ug/l	1.0	0.25	1	"	"	"	"	"	
74-87-3	Chloromethane	**0.31**	J.	ug/l	1.0	0.25	1	"	"	"	"	"	
156-59-2	cis-1,2-Dichloroethene	**370**		ug/l	5.0	5.0	20	"	"	03-Aug-18 12:08	"	"	
10061-01-5	cis-1,3-Dichloropropene	< 0.40	U.	ug/l	0.40	0.25	1	"	"	03-Aug-18 14:09	"	"	
110-82-7	Cyclohexane	< 1.0	U.	ug/l	1.0	0.50	1	"	"	"	"	"	
124-48-1	Dibromochloromethane	< 1.0	U.	ug/l	1.0	0.25	1	"	"	"	"	"	
75-71-8	Dichlorodifluoromethane	< 1.0	U.	ug/l	1.0	0.25	1	"	"	"	"	"	
100-41-4	Ethylbenzene	< 1.0	U.	ug/l	1.0	0.25	1	"	"	"	"	"	
98-82-8	Isopropylbenzene	< 1.0	U.	ug/l	1.0	0.25	1	"	"	"	"	"	
78-93-3	Methyl ethyl ketone	< 2.5	U.	ug/l	2.5	2.5	1	"	"	"	"	"	
1634-04-4	Methyl t-butyl ether (MTBE)	**6.7**		ug/l	1.0	0.25	1	"	"	"	"	"	
79-20-9	Methylacetate	< 5.0	U.	ug/l	5.0	2.5	1	"	"	"	"	"	
108-87-2	Methylcyclohexane	< 1.0	U.	ug/l	1.0	0.50	1	"	"	"	"	"	
75-09-2	Methylene chloride	< 3.0	U.	ug/l	3.0	1.0	1	"	"	"	"	"	
100-42-5	Styrene	< 1.0	U.	ug/l	1.0	0.25	1	"	"	"	"	"	
127-18-4	Tetrachloroethene	**100**		ug/l	5.0	5.0	20	"	"	03-Aug-18 12:08	"	"	

Sample Identification	Client Project #	Matrix	Collection Date/Time	Received
PW-8 SC49030-05	[none]	Ground Water	26-Jul-18 11:30	27-Jul-18

CAS No.	Analyte(s)	Result	Flag	Units	*RDL	MDL	Dilution	Method Ref.	Prepared	Analyzed	Analyst	Batch	Cert.
Subcontracted Analyses													
Subcontracted Analyses													
*Analysis performed by Phoenix Environmental Labs, Inc. * - CT007*													
	TICs	**None Found**		ug/l			1	SW8260 C	26-Jul-18 11:30	03-Aug-18 14:09	11301	441668A	
108-88-3	Toluene	< 1.0	U.	ug/l	1.0	0.25	1	"	"	"	"	"	
1330-20-7	Total Xylenes	< 1.0	U.	ug/l	1.0	1.0	1	"	"	"	"	"	
156-60-5	trans-1,2-Dichloroethene	**1.2**		ug/l	1.0	0.25	1	"	"	"	"	"	
10061-02-6	trans-1,3-Dichloropropene	< 0.40	U.	ug/l	0.40	0.25	1	"	"	"	"	"	
79-01-6	Trichloroethene	**7.9**		ug/l	1.0	0.25	1	"	"	"	"	"	
76-13-1	Trichlorotrifluoroethane	< 1.0	U.	ug/l	1.0	0.25	1	"	"	"	"	"	
75-01-4	Vinyl chloride	**45**		ug/l	5.0	5.0	20	"	"	03-Aug-18 12:08	"	"	
Surrogate recoveries:													
2199-69-1	*% 1,2-dichlorobenzene-d4*	*101*			*70-130 %*			"	"	-Aug-18 14:	"	"	
460-00-4	*% Bromofluorobenzene*	*100*			*70-130 %*			"	"	"	"	"	
1868-53-7	*% Dibromofluoromethane*	*100*			*70-130 %*			"	"	"	"	"	
2037-26-5	*% Toluene-d8*	*100*			*70-130 %*			"	"	"	"	"	

SC49030 BM

eurofins | Spectrum Analytical

CHAIN OF CUSTODY RECORD

Page 1 of 1

Special Handling:

- [x] Standard TAT - 7 to 10 business days
- [ ] Rush TAT - Date Needed: _____

All TATs subject to laboratory approval
Min. 24-hr notification needed for rushes
Samples disposed after 30 days unless otherwise instructed.

Report To: E & E, Inc
368 Pleasantview Dr
Lancaster, NY 14086

Telephone #: (716) 684-8060
Project Mgr: Mary Kate Mooney

Invoice To: E & E, Inc

P.O No.: _____ Quote #: _____

Project No: _____
Site Name: MRCS O&M
Location: East Aurora State: NY
Sampler(s): R. Aller

F=Field Filtered 1=$Na_2S_2O_3$ 2=HCl 3=H_2SO_4 4=HNO_3 5=NaOH 6=Ascorbic Acid
7=CH3OH 8=$NaHSO_4$ 9=Deionized Water 10=H_3PO_4 11=_____ 12=_____

List Preservative Code below: 2

QA/QC Reporting Notes:
* additional charges may appply

DW=Drinking Water GW=Groundwater SW=Surface Water WW=Waste Water
O=Oil SO=Soil SL=Sludge A=Indoor/Ambient Air SG=Soil Gas
X1=_____ X2=_____ X3=_____

G= Grab C=Compsite

Lab ID:	Sample ID:	Date:	Time:	Type	Matrix	Containers: # of VOA Vials	# of Amber Glass	# of Clear Glass	# of Plastic	Analysis: VOCs	Check if chlorinated
SC49030-01	PW-4	7/26/18	10:30A	G	GW	3				✓	☐
02	PW-5		10:30A	G	GW	3				✓	☐
03	PW-6		11:00A	G	GW	3				✓	☐
04	PW-7		11:00A	G	GW	3				✓	☐
05	PW-8		11:30A	G	GW	3				✓	☐
06	TB			G	W	2				✓	☐
											☐
											☐
											☐
											☐
											☐

MA DEP MCP CAM Report? ☐ Yes ☐ No
CT DPH RCP Report? ☐ Yes ☐ No
☐ Standard ☐ No QC ☐ DQA*
☐ ASP A* ☐ ASP B*
☐ NJ Reduced* ☐ NJ Full*
☐ Tier II* ☐ Tier IV*
☐ Other: CAT A
State-specific reporting standards:

Please send another Sample Kit (Medium Cooler)

Return this cooler

Relinquished by:	Received by:	Date:	Time:
Richard C Aller Jr Fedex	Fedex	7/27/18	10:15

Temp °C: Observed 4.2; Correction Factor 0; Corrected 4.2; IR ID # 01

☒ EDD format: PDF
☒ E-mail to: mmooney@ene.com

Condition upon receipt: Custody Seals: ☐ Present ☒ Intact ☐ Broken
☐ Ambient ☒ Iced ☐ Refrigerated ☐ DI VOA Frozen ☐ Soil Jar Frozen

Attachment E
Summary of Site Utility Costs and Projections
January to December 2018

Mr. C's Dry Cleaners Site - Remedial Treatment Utility Costs
NYSDEC Work Assignment #10C3074.0011.11
12 Months of System Operation and Maintenance
July 2018 Report

ATTACHMENT E

Utility Budget:	Electric:	$25,300.00
	Telephone:	$540.00
	Gas	$1,120.00
	Total:	$26,960.00

Gas and Electric

Utility Provider	Account #	E&E Cost Center	Description	Jan-2018	Feb-2018	Mar-2018	Apr-2018	May-2018	Jun-2018
New York State E&G	1001-0310-422	EN-003229-0001-03TTO	Mr. C's Electric Costs	$ 1,314.70	$ 1,124.10	$ 975.14	$ 1,077.67	$ 1,378.14	$ 1,207.50
New York State E&G	76-311-11-015900-18								
National Fuel Gas	7160295 10	EN-003229-0001-03TTO	Mr. C's Natural Gas Costs	$ 81.72	$ 62.46	$ 65.75	$ 68.44	$ 38.16	$ 65.63
			Totals	**$ 1,396.42**	**$ 1,186.56**	**$ 1,040.89**	**$ 1,146.11**	**$ 1,416.30**	**$ 1,273.13**

	Jul-2018	Aug-2018	Sep-2018	Oct-2018	Nov-2018	Dec-2018
Mr. C's Electric Costs	$ 1,154.72					
Mr. C's Natural Gas Costs	$ 111.83					
Totals	**$ 1,266.55**	**$ -**	**$ -**	**$ -**	**$ -**	**$ -**

Electric - Mr. C's	**$**	**8,231.97**	**Notes:**
Natural Gas - Mr. C's	**$**	**493.99**	Overbilled natural gas costs - no charges
Grand Total - NYSE&G/National Fuel Gas Costs To Date	**$**	**8,725.96**	**Estimated Reading**

Telephone

Utility Provider	Phone #	E&E Cost Center	Location Description	Jan-2018	Feb-2018	Mar-2018	Apr-2018	May-2018	Jun-2018
Granite Telecommunications	866-874-5500	EN-003229-0001-03TTO	Mr. C's Telephone Costs	$ 41.09	$ 41.09	$ 41.09	$ 41.09	$ 41.09	$ 41.09
Account # 01890582				**Jul-2018**	**Aug-2018**	**Sep-2018**	**Oct-2018**	**Nov-2018**	**Dec-2018**
				$ 41.09					

Verizon Costs to Date - Mr. C's	**$**	**287.63**

Grand Total All Utilities To Date	**$**	**9,013.59**

Monthly Average Costs

Mr. C's Electric	$	1,176.00
Mr. C's Gas	$	70.57
Mr. C's Telephone	$	41.09
Average Utility Cost Total	**$**	**1,287.66**
12 Month Estimate	**$**	**15,451.87**

Budget Remaining:	Electric:	$17,068.03
	Telephone:	$252.37
	Gas	$626.01
	Total:	$17,946.41

ecology and environment engineering and geology, p.c.
Environmental Specialists

BUFFALO CORPORATE CENTER
368 Pleasant View Drive
Lancaster, New York 14086
Tel: (716) 684-8060, Fax: (716) 684-0844

September 21, 2018

Mr. Payson Long, Project Manager
New York State Department of Environmental Conservation
Division of Environmental Remediation
625 Broadway, 12th Floor
Albany, New York 12233 - 7013

Re: Mr. C's Dry Cleaners Site, Contract # D007617, Site # 915157
August 2018 Operations, Maintenance, and Monitoring Report

Dear Mr. Long:

Ecology and Environment Engineering and Geology, P.C. (E&E) is pleased to provide the August 2018 Operations, Maintenance, and Monitoring (OM&M) Report for the Mr. C's Dry Cleaners Site, NYSDEC Site # 915157, located in the Village of East Aurora, New York.

During the August 2018 reporting period, the treatment system was in operation from July 30 to August 29, 2018. The monthly OM&M sampling was performed on August 29, 2018, and the results were received from SAI on September 7, 2018. A summary of field activities prepared by E&E's subcontractor, IYER Environmental Group, PLLC. (IEG), is provided in Attachment A. Selected pages from the groundwater treatment system analytical data packages prepared by Spectrum Analytical Inc. (SAI), Warwick, Rhode Island, are provided as Attachment B.

In response to the 2017 Periodic Review Report, NYSDEC requested on March 6, 2018 that the east pumping wells (RW-1, PW-2, and PW-3) remain off while the pumping wells to the west of Whaley Avenue (PW-4, PW-5, PW-6, PW-7, and PW-8) remain on. Additionally, it was requested that testing of the groundwater from the pumping wells in operation be performed on a quarterly schedule. Testing of these pumping wells occurred in April and July 2018. Subsequent testing of the groundwater from the pumping wells shall occur in October 2018 and January 2019.

The current annual site utility cost information is provided in Attachment C.

In review of the on-site treatment system operations, monitoring and maintenance from IEG for August 2018, E&E offers the following comments and highlights:

Operational Summary:

- Based on inspection reports prepared by IEG, the remedial treatment system for the period of July 30 through August 29, 2018, had a 100% operational up-time, and the treatment of contaminated groundwater during that period totaled 115,104 gallons. The treated effluent water and operational up-time can be seen in Table 1.

- The compliance samples from August 29, 2018 had discharge effluent concentrations for cis-1,2-dichloroethene, trichloroethene, and tetrachloroethene below the reportable detection limits. The effluent results for August 29, 2018 met the SPDES Equivalency permit requirements, and these results are provided in Table 2.
- The analytical summary results of the August 29, 2018 samples revealed the total volatile organic contaminant concentrations of the influent to be 5,127 µg/L. In review of the effluent concentrations, the total volatile organic contaminant concentrations were all below the reportable detection limits. The summary of influent and effluent contaminant concentrations for the August 2018 sampling are presented in Table 3. Figure 1 shows the influent and effluent VOC concentrations during each sampling event in 2017 and 2018.
- The Mr. C's treatment system, based on the total flows from the uptime operations, removed 4.92 lbs. of targeted contaminants from the groundwater between July 30 and August 29, 2018. The cleanup effectiveness for August 2018 was 100%, represented by the sample results from August 29, 2018. The calculations and data for these months are presented in Table 3. The mass of VOCs removed each month throughout 2017 and 2018 is shown in Figure 2.

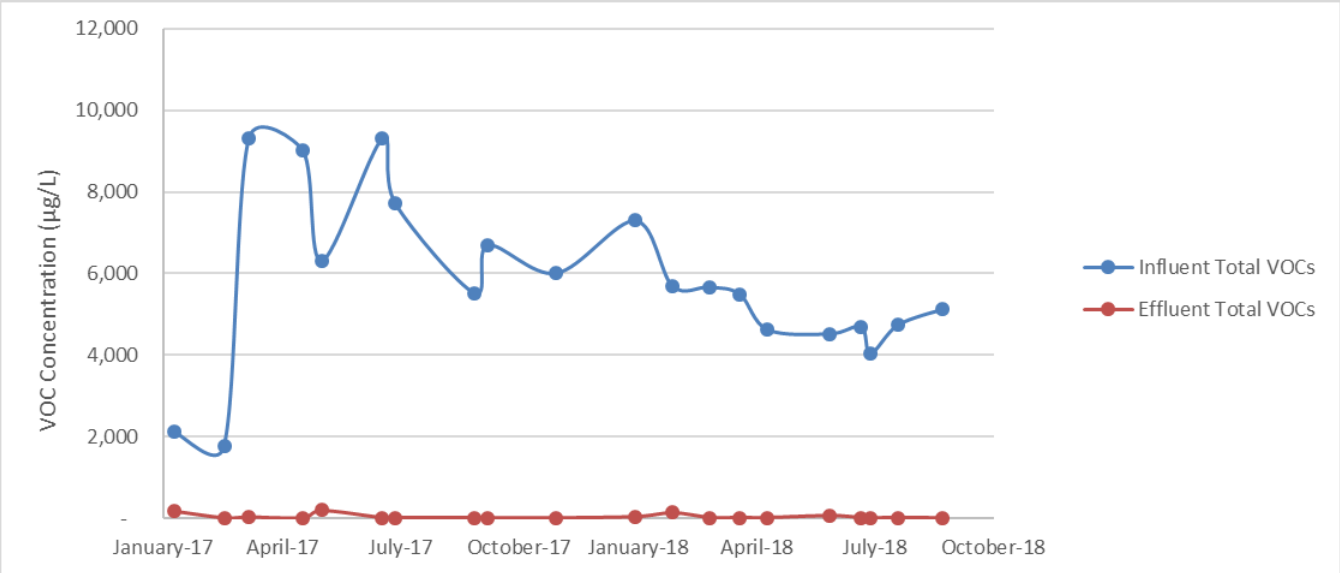

Figure 1: Monthly Influent and Effluent VOC concentrations - 2017 and 2018.

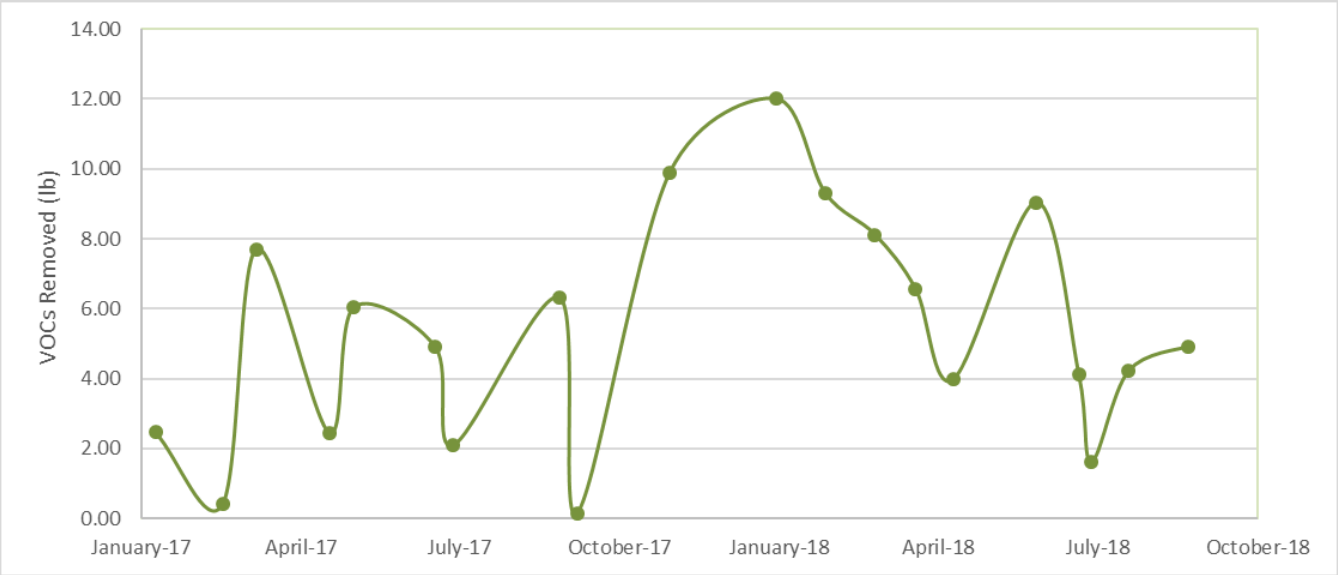

Figure 2: Mass of VOCs removed each month - 2017 and 2018.

Subslab Depressurization Systems (SSDS):

- SSDS installation designs at 23 and 31 Paine Street are currently in progress.

If you have questions regarding the August 2018 OM&M report summary, please do not hesitate to contact me at 716-684-8060.

Very Truly Yours,
Ecology and Environment Engineering and Geology, P. C.

Ashlee Patnode

Ashlee Patnode
Project Manager

cc: D. Szymanski, Region 9, NYSDEC – Buffalo w/ attachments
D. Iyer, IEG w/ attachments
M. Mooney, E&E Buffalo w/ attachments
CTF - 10C3074.0011.11

Table 1
Mr. C's Dry Cleaners Site Remediation
Site #915157
System Operation and Management

Month	Sample Date	Up-time (Reporting Period)		Treated Effluent (gallon)	VOC Removal		
		Reporting Hours	Operational Up-time		Influent VOCs (µg/L)	Effluent VOCs(µg/L)	VOCs Removed (lbs.)
(Treatment System Up-time from 9/5/02 to 01/08/18)		**118,453.50**	**91.67%**	**131,261,841**	**NA**	**NA**	**1,680.06**
January 8, 2018 - February 5,2018	February 5, 2018	672	100.00%	200,566	5695.00	136.76	9.30
February 5, 2018 - March 5,2018	March 5, 2018	624	92.86%	171,953	5670.00	12.76	8.12
March 5, 2018 - March 28, 2018	March 28, 2018	552	100.00%	143,120	5494.50	7.44	6.55
March 28, 2018 - April 18, 2018	April 18, 2018	504	100.00%	103,015	4625.00	6.32	3.97
April 18, 2018 - June 4, 2018	June 4, 2018	1128	100.00%	242,989	4521.50	61.60	9.04
June 4, 2018 - June 28, 2018	June 28, 2018	528	91.67%	104,925	4695.00	6.65	4.10
June 28, 2018 - July 30, 2018	July 5, 2018	768	100.00%	47,778	4046.00	0.00	1.61
	July 26, 2018				4742.50	8.39	4.22
July 30, 2018 - August 29, 2018	August 29, 2018	720	100.00%	115,104	5127.00	0.00	4.92
Total in 2017		**5,496.00**	**98.28%**	**1,129,450**	**44,616.50**	**239.92**	**51.85**
Total from startup		**123,949.50**	**91.94%**	**132,391,291**	**NA**	**NA**	**1,731.91**

NOTES:

1. Up-time based as percentage of total reporting hours.
2. Treatment system operated by Iyer Environmental Group from 07/07/2016 to present.
3. VOC removal calculations are based on monthly water samples and assumes samples are representative of the entire reporting period.
4. VOC removal calculations assume that non-detect values = 0 ug/L.
5. Total VOCs summations include estimated "J" values.
6. VOC removal calculations are based on effluent totalizer readings.
7. "Influent VOCs" and "Effluent VOCs" values given above is the summation of values for individual compounds given in monthly analytical reports.
8. Unit conversion: 1 pound = 453.5924 grams, 1 gallon = 3.785 liters
9. Formula for the VOC removal calculation:

$(VOCs_{Influent} - VOCs_{Effluent})(ug/L) \cdot (1g/10^6 ug) \cdot (1\ lb/453.5924\ g) \cdot (Monthly\ process\ water)(gal) \cdot (3.785\ L/gallon)$

Table 2
Mr. C's Dry Cleaners Site Remediation
Site #915157
Effluent Discharge Criteria & Analytical Compliance Results

Parameter/Analyte	Daily Maximum[1]	Units	August 29, 2018 Effluent Analytical Values Compliance
Flow (Average)[2]	N/A	gpd	3,837
pH	6.0 - 9.0	standard units	8.43
1,1 Dichloroethene	10	µg/L	ND
1,1 Dichloroethane	10	µg/L	ND
cis-1,2-dichloroethene	10	µg/L	ND
Trichloroethene	10	µg/L	ND
Tetrachloroethene	10	µg/L	ND
Vinyl Chloride	10	µg/L	ND
Benzene	5	µg/L	ND
Ethylbenzene	5	µg/L	ND
Methylene Chloride	10	µg/L	ND
1,1,1 Trichloroethane	10	µg/L	ND
Toluene	5	µg/L	ND
Methyl-t-Butyl Ether (MTBE)	NA	ug/L	ND
o-Xylene[3]	5	µg/L	ND
m, p-Xylene[3]	10	µg/L	ND
Total Xylenes	NA	ug/L	ND
Iron, total[4]	600	µg/L	NA[4]
Aluminum[4]	4,000	µg/L	NA[4]
Copper[4]	48	µg/L	NA[4]
Lead[4]	11	µg/L	NA[4]
Manganese[4]	2,000	µg/L	NA[4]
Silver[4]	100	µg/L	NA[4]
Vanadium[4]	28	µg/L	NA[4]
Zinc[4]	230	µg/L	NA[4]
Total Dissolved Solids[4]	850	mg/L	NA[4]
Total Suspended Solids[4]	20	mg/L	NA[4]
Hardness	N/A		500
Cyanide, Free[4]	10	µg/L	NA[4]

NOTES:

1. "Daily Maximum" excerpted from Attachment E of Addendum 1 to the Construction Contract Documents dated October 2000.
2. Average flows based on effluent readings:
   July 30, 2018 - August 29, 2018 = 3,837 gallons per day.
3. Analytical report did not differentiate between o-Xylene and m, p-Xylene. Total Xylene value reported is given in each line.
4. Removed from the required analysis list by NYSDEC Region 9 in February 2005.
5. Dark shaded cells indicate that analytical value exceeds the "Daily Maximum."
6. "ND" indicates that the compound was not detected and lists the practical quantitation limit in parentheses.
7. "NA" indicates that analyses were not performed and data is unavailable.
8. "J" indicates an estimated value below the detection limit.
9. "B" indicates analyte found in the associated blank.
10. "NS" indicates that the parameter analysis was not sampled.

Table 3
Mr. C's Dry Cleaners Site Remediation
NYSDEC Site #915157
August 2018 VOC Analytical Summary

Compound	Based on the August 29, 2018 Effluent Analytical Results				
	Influent Concentration* (ug/L)		Effluent Concentration** (ug/L)		Cleanup Efficiency*** (%)
Acetone	ND (<500)	U	ND (<10.0)	U	NA
Benzene	ND (<50)	U	ND (<1.0)	U	NA
2-Butanone	ND (<100)	U	ND (<2.0)	U	NA
cis-1, 2-Dichloroethene	3270		ND (<1.0)	U	100.00%
Chloroform	ND (<50)	U	ND (<1.0)	U	NA
Chloromethane	ND (<100)	U	ND (<2.0)	U	NA
Methylene chloride	ND (<100)	U	ND (<2.0)	U	NA
Methyl tert-butyl ether (MTBE)	ND (<50)	U	ND (<1.0)	U	NA
Methyl acetate	ND (<250)	U	ND (<5.0)	U	NA
Tetrachloroethene (PCE)	1200		ND (<1.0)	U	100.00%
Toluene	ND (<50)	U	ND (<1.0)	U	NA
Trichloroethene (TCE)	484		ND (<1.0)	U	100.00%
Carbon Disulfide	ND (<100)	U	ND (<2.0)	U	NA
1,1,2 Trichloro-1,2,2-trifluororethane	ND (<50)	U	ND (<1.0)	U	NA
2-Hexanone	ND (<100)	U	ND (<2.0)	U	NA
4-Methyl-2-pentanone	ND (<100)	U	ND (<2.0)	U	NA
Cyclohexane	ND (<250)	U	ND (<5.0)	U	NA
trans-1,2-dichloroethene	ND (<50)	U	ND (<1.0)	U	NA
Chlorobenzene	ND (<50)	U	ND (<1.0)	U	NA
Methylcyclohexane	ND (<250)	U	ND (<5.0)	U	NA
Ethylbenzene	ND (<50)	U	ND (<1.0)	U	NA
Vinyl Chloride	173		ND (<1.0)	U	100.00%
Total Xylenes	ND (<150)	U	ND (<3.0)	U	NA
TOTAL:	**5127.0**		**0.0**		**100.00%**

Notes:

1. "NA" = Not applicable
2. "U" = Compound analyzed, but was not detected. Detection limit in parentheses.
3. "DJ" or "J" indicates an estimated value below the practical quantitation limit but above the method detection limit.
4. Non-detect values are assumed to be equal to zero for calculation of monthly average concentrations.
5. "D" indicates the compound concentration was obtained form a secondary dilution analysis.
6. "Bold" - exceeds the SPDES Equilavency Permit Requirements.

* Detection Limits (<50), (<100), (<150), (<250), and (<500)

** Detection Limits (<1.0), (<2.0), (<3.0), (<5.0), and (<10.0)

*** Contaminants of Concern only

Attachment A
IEG Summary of Field Activities
August 2018

08/08/2018
08/21/2018
08/28/2018

MR. C's DRY CLEANERS SITE
NYSDEC Site #9-15-157
OM&M: SITE INSPECTION FORM

DATE: 8-Aug-18 *ACTIVITIES:* Site Inspection

INSPECTION PERSONNEL: R. Allen *OTHER PERSONNEL:*

WEATHER CONDITIONS: Cloudy, rain, warm *OUTSIDE TEMPERATURE (°F):* 70

ARE WELL PUMPS OPERATING IN AUTO: YES: NO: √ If "NO", provide explanation below

RW-1, PW-2 and PW-3 are manually set to OFF position; PW-4 through PW-8 are in AUTO

PROVIDE WATER LEVEL READINGS ON CONTROL PANEL

RW-1	ON: √	OFF:	13	ft	PW-5	ON:	OFF: √	7	ft
PW-2	ON:	OFF: √	12	ft	PW-6	ON:	OFF: √	4	ft
PW-3	ON: √	OFF:	13	ft	PW-7	ON: √	OFF:	3	ft
PW-4	ON:	OFF: √	3	ft	PW-8	ON:	OFF: √	5	ft

EQUALIZATION TANK: 3 ft Last Alarm D/T/Condition: 6/12/2018 Air Stripper Low Pressure

NOTES:

INFLUENT FLOW RATE: 10 gpm INFLUENT TOTALIZER READING: 16177062 gallons

SEQUESTERING AGENT DRUM LEVEL: 8 inches *(x 1.7=)* *AMOUNT OF AGENT REMAINING:* 14 gallons

SEQUESTERING AGENT FEED RATE: ----- ml/min *METERING PUMP PRESSURE:* ----- psi

		Top	Bottom			Top	Bottom	
BAG FILTER PRESSURES:	LEFT:	0	0	psi	RIGHT:	8	0	psi

INFLUENT FEED PUMP IN USE: #1 √ #2 *INFLUENT PUMP PRESSURE:* 28 psi

AIR STRIPPER BLOWER IN USE: #1 √ #2 *AIR STRIPPER PRESSURE:* 28 in. H_2O

AIR STRIPPER DIFFERENTIAL PRESSURE: broken in. H_2O *DISCHARGE PRESSURE:* 9.7 in. H_2O

AIR FLOW : 1500 fpm X 1.4 = 2100 CFM *AIR SPARGER* *LEFT* 6.5 *RIGHT* 3.2 CFM

AIR TEMP: 104 °F

EFFLUENT PUMP IN USE: #1 #2 √ *EFFLUENT FEED PUMP PRESSURE:* 9 psi

EFFLUENT FLOW RATE: 132 gpm *EFFLUENT TOTALIZER READING:* 84,094,805 | 755220 gallons

ARE BUILDING HEATERS IN USE? YES: NO: √ *INSIDE TEMPERATURE (°F):* 85

IS SUMP PUMP IN USE: YES: √ NO: *ARE ANY LEAKS PRESENT?* YES: NO: √

WATER LEVEL IN SUMP: 6.5 in. *TREATMENT BUILDING CLEAN & ORGANIZED?* YES: √ NO:

MR. C's DRY CLEANERS SITE

NYSDEC Site #90150157

SITE INSPECTION FORM

8-Aug-18

SAMPLES COLLECTED? **YES:** _____ **NO:** √

	Sample ID	Time of Sampling	pH	Turbidity	Temp.	Sp. Cond.
AIR STRIPPER INFLUENT:						
AIR STRIPPER EFFLUENT:						

IS THERE EVIDENCE OF TAMPERING/VANDALISM OF WELLS: ? **YES:** _____ **NO:** √

WERE MANHOLES INSPECTED? **YES:** √ **NO:** _____

WERE ELECTRICAL BOXES INSPECTED? **YES:** √ **NO:** _____

IS WATER PRESENT IN ANY MANHOLES OR ELECTRICAL BOXES? **YES:** √ **NO:** _____

If yes, provide manhole/electric box ID and description of any corrective measures below:

RW-1 inner ring is corroded.

SUBSLAB SYSTEMS

TREATMENT ROOM

MANOMETER: **1.5** **in. WC** west east ***NOTES:*** cfm = 0.05 x fpm (3" PVC)

(Fan Inlet) **FLOW (fpm):** _____ _____

CONDENSATE **------** **gallon** **FLOW (cfm):** _____ _____

DRAINED **No** **VACUUM GAUGE (in WC)** _____

OTHER LOCATIONS

586 Building SVE CONDENSATE drained: **NO**____ VOLUME: **-----** gallon

INCLUDE REMARKS & DESCRIBE ANY OTHER SYSTEM MAINTENANCE PERFORMED ON MR. C's SITE

Remarks:

Other Actions: Checked MWs on Whaley Ave and Fillmore St as per road surface repaving. MP-8S, MP-9S and MPI-14B are OK

MPI-13B is damaged and needs to be replaced.

Got 12 x 8 Road Box from Buffalo Well Products and delivered it to Village of Aurora.

AGWAY

Remarks: Site is empty of materials and has been graded and graveled.

Other Actions:

MR. C's DRY CLEANERS SITE
NYSDEC Site #9-15-157
OM&M: SITE INSPECTION FORM

DATE: 21-Aug-18 *ACTIVITIES:* Site Inspection

INSPECTION PERSONNEL: R. Allen *OTHER PERSONNEL:* ----------

WEATHER CONDITIONS: Cloudy, drizzle, warm *OUTSIDE TEMPERATURE (°F):* 71

ARE WELL PUMPS OPERATING IN AUTO: YES: NO: √ If "NO", provide explanation below

RW-1, PW-2 and PW-3 are manually set to OFF position; PW-4 through PW-8 are in AUTO

PROVIDE WATER LEVEL READINGS ON CONTROL PANEL

RW-1	ON: √	OFF:	13	ft	PW-5	ON:	OFF: √	7	ft
PW-2	ON:	OFF: √	10	ft	PW-6	ON:	OFF: √	6	ft
PW-3	ON: √	OFF:	11	ft	PW-7	ON:	OFF: √	3	ft
PW-4	ON:	OFF: √	4	ft	PW-8	ON:	OFF: √	5	ft

EQUALIZATION TANK: 3 ft Last Alarm D/T/Condition: 6/12/2018 Air Stripper Lo Pressure

NOTES:

INFLUENT FLOW RATE: 0 gpm INFLUENT TOTALIZER READING: 16250602 gallons

SEQUESTERING AGENT DRUM LEVEL: 31 inches *(x 1.7=)* *AMOUNT OF AGENT REMAINING:* 53 gallons

SEQUESTERING AGENT FEED RATE: ----- ml/min *METERING PUMP PRESSURE:* ----- psi

		Top	Bottom			Top	Bottom	
BAG FILTER PRESSURES:	LEFT:	0	0	psi	RIGHT:	8	0	psi

INFLUENT FEED PUMP IN USE: #1 √ #2 *INFLUENT PUMP PRESSURE:* 8 psi

AIR STRIPPER BLOWER IN USE: #1 √ #2 *AIR STRIPPER PRESSURE:* 29 in. H_2O

AIR STRIPPER DIFFERENTIAL PRESSURE: broken in. H_2O *DISCHARGE PRESSURE:* 9.5 in. H_2O

AIR FLOW : 1200 fpm X 1.4 = 1680 CFM *AIR SPARGER* *LEFT* 6.5 *RIGHT* 3.1 CFM

AIR TEMP: 102 °F

EFFLUENT PUMP IN USE: #1 #2 √ *EFFLUENT FEED PUMP PRESSURE:* 9 psi

EFFLUENT FLOW RATE: 134 gpm *EFFLUENT TOTALIZER READING:* 84,146,029 | 807410 gallons

ARE BUILDING HEATERS IN USE? YES: NO: √ *INSIDE TEMPERATURE (°F):* 84

IS SUMP PUMP IN USE: YES: √ NO: *ARE ANY LEAKS PRESENT?* YES: NO: √

WATER LEVEL IN SUMP: 6.5 in. *TREATMENT BUILDING CLEAN & ORGANIZED?* YES: √ NO:

MR. C's DRY CLEANERS SITE

NYSDEC Site #90150157

SITE INSPECTION FORM

21-Aug-18

SAMPLES COLLECTED? **YES:** ____ **NO:** √

	Sample ID	Time of Sampling	pH	Turbidity	Temp.	Sp. Cond.
AIR STRIPPER INFLUENT:						
AIR STRIPPER EFFLUENT:						

IS THERE EVIDENCE OF TAMPERING/VANDALISM OF WELLS: ? **YES:** ____ **NO:** √

WERE MANHOLES INSPECTED? **YES:** √ **NO:** ____

WERE ELECTRICAL BOXES INSPECTED? **YES:** √ **NO:** ____

IS WATER PRESENT IN ANY MANHOLES OR ELECTRICAL BOXES? **YES:** √ **NO:** ____

If yes, provide manhole/electric box ID and description of any corrective measures below:

RW-1 inner ring is corroded.

SUBSLAB SYSTEMS

TREATMENT ROOM

MANOMETER: 1.5 **in. WC** west east ***NOTES:*** cfm = 0.05 x fpm (3" PVC)

(Fan Inlet) **FLOW (fpm):**

CONDENSATE ----- **gallon** **FLOW (cfm):**

DRAINED No **VACUUM GAUGE (in WC)**

OTHER LOCATIONS

586 Building SVE CONDENSATE drained: **NO**____ VOLUME: ----- gallon

INCLUDE REMARKS & DESCRIBE ANY OTHER SYSTEM MAINTENANCE PERFORMED ON MR. C's SITE

Remarks:

Other Actions:

AGWAY

Remarks: Site is empty of materials and has been graded and graveled.

Other Actions:

MR. C's DRY CLEANERS SITE
NYSDEC Site #9-15-157
OM&M: SITE INSPECTION FORM

DATE: 28-Aug-18 *ACTIVITIES:* Site Inspection

INSPECTION PERSONNEL: R. Allen *OTHER PERSONNEL:*

WEATHER CONDITIONS: Partly cloudy, windy, hot *OUTSIDE TEMPERATURE (°F):* 85

ARE WELL PUMPS OPERATING IN AUTO: YES: NO: √ If "NO", provide explanation below

RW-1, PW-2 and PW-3 are manually set to OFF position; PW-4 through PW-8 are in AUTO

PROVIDE WATER LEVEL READINGS ON CONTROL PANEL

RW-1	ON: √	OFF:	13	ft	PW-5	ON:	OFF: √	4	ft
PW-2	ON:	OFF: √	9	ft	PW-6	ON:	OFF: √	7	ft
PW-3	ON: √	OFF:	11	ft	PW-7	ON:	OFF: √	6	ft
PW-4	ON:	OFF: √	4	ft	PW-8	ON:	OFF: √	3	ft

EQUALIZATION TANK: 3 ft Last Alarm D/T/Condition: 6/12/2018 Air Stripper Lo Pressure

NOTES:

INFLUENT FLOW RATE: 0 gpm INFLUENT TOTALIZER READING: 16290750 gallons

SEQUESTERING AGENT DRUM LEVEL: 26 inches *(x 1.7=)* *AMOUNT OF AGENT REMAINING:* 44 gallons

SEQUESTERING AGENT FEED RATE: ----- ml/min *METERING PUMP PRESSURE:* ----- psi

		Top	Bottom			Top	Bottom	
BAG FILTER PRESSURES:	LEFT:	0	0	psi	RIGHT:	8	0	psi

INFLUENT FEED PUMP IN USE: #1 √ #2 *INFLUENT PUMP PRESSURE:* 8 psi

AIR STRIPPER BLOWER IN USE: #1 √ #2 *AIR STRIPPER PRESSURE:* 29 in. H_2O

AIR STRIPPER DIFFERENTIAL PRESSURE: broken in. H_2O *DISCHARGE PRESSURE:* 9.4 in. H_2O

AIR FLOW : 1350 fpm X 1.4 = 1890 CFM *AIR SPARGER* *LEFT* 6.3 *RIGHT* 3.1 CFM

AIR TEMP: 111 °F

EFFLUENT PUMP IN USE: #1 #2 √ *EFFLUENT FEED PUMP PRESSURE:* 9 psi

EFFLUENT FLOW RATE: 136 gpm *EFFLUENT TOTALIZER READING:* 84,173,872 | 835690 gallons

ARE BUILDING HEATERS IN USE? YES: NO: √ *INSIDE TEMPERATURE (°F):* 94

IS SUMP PUMP IN USE: YES: √ NO: *ARE ANY LEAKS PRESENT?* YES: NO: √

WATER LEVEL IN SUMP: 6.0 in. *TREATMENT BUILDING CLEAN & ORGANIZED?* YES: √ NO:

MR. C's DRY CLEANERS SITE

NYSDEC Site #90150157

SITE INSPECTION FORM

28-Aug-18

SAMPLES COLLECTED? **YES:** √ **NO:** _____

	Sample ID	Time of Sampling	pH	Turbidity	Temp.	Sp. Cond.
AIR STRIPPER INFLUENT:						
AIR STRIPPER EFFLUENT:						

IS THERE EVIDENCE OF TAMPERING/VANDALISM OF WELLS: ? **YES:** _____ **NO:** √

WERE MANHOLES INSPECTED? **YES:** √ **NO:** _____

WERE ELECTRICAL BOXES INSPECTED? **YES:** √ **NO:** _____

IS WATER PRESENT IN ANY MANHOLES OR ELECTRICAL BOXES? **YES:** _____ **NO:** √

If yes, provide manhole/electric box ID and description of any corrective measures below:

RW-1 inner ring is corroded.

SUBSLAB SYSTEMS

TREATMENT ROOM

MANOMETER: 1.5 **in. WC** west east ***NOTES:*** cfm = 0.05 x fpm (3" PVC)

(Fan Inlet) **FLOW (fpm):**

CONDENSATE ------ **gallon** **FLOW (cfm):**

DRAINED No **VACUUM GAUGE (in WC)**

OTHER LOCATIONS

586 Building SVE CONDENSATE drained: **NO**____ VOLUME: ------ gallon

INCLUDE REMARKS & DESCRIBE ANY OTHER SYSTEM MAINTENANCE PERFORMED ON MR. C's SITE

Remarks:

Other Actions:

AGWAY

Remarks: Site is empty of materials and has been graded and graveled.

Other Actions:

Attachment B
Excerpts from the Groundwater Treatment System Analytical Report from Spectrum Analytical Laboratories

Analytical Data Package Work Order ID: SC49911
Sampled by IEG: August 28, 2018
Report Received: September 7, 2018

eurofins | Spectrum Analytical

☑ Final Report
☐ Revised Report

Report Date:
07-Sep-18 15:07

Laboratory Report
SC49911

Ecology and Environment, Inc.
368 Pleasant View Drive
Lancaster, NY 14086
Attn: Mary Kate Mooney

Project: Mr. C's - East Aurora, NY
Project #: [none]

I attest that the information contained within the report has been reviewed for accuracy and checked against the quality control requirements for each method. These results relate only to the sample(s) as received.
All applicable NELAC requirements have been met.

Massachusetts # M-MA138/MA1110
Connecticut # PH-0777
Florida # E87936
Maine # MA138
New Hampshire # 2972/2538
New Jersey # MA011
New York # 11393
Pennsylvania # 68-04426/68-02924
Rhode Island # LAO00348
USDA # P330-15-00375
Vermont # VT-11393

Authorized by:

Christina White
Technical Director

Christina A. White

Eurofins Spectrum Analytical holds primary NELAC certification in the State of New York for the analytes as indicated with an X in the "Cert." column within this report. Please note that the State of New York does not offer certification for all analytes. Please refer to our website for specific certification holdings in each state.
Please note that this report contains 18 pages of analytical data plus Chain of Custody document(s). When the Laboratory Report is indicated as revised, this report supersedes any previously dated reports for the laboratory ID(s) referenced above. Where this report identifies subcontracted analyses, copies of the subcontractor's test report are available upon request. This report may not be reproduced, except in full, without written approval from Eurofins Spectrum Analytical, Inc.

Eurofins Spectrum Analytical, Inc. is a NELAC accredited laboratory organization and meets NELAC testing standards. Use of the NELAC logo however does not insure that Eurofins Spectrum Analytical, Inc. is currently accredited for the specific method or analyte indicated. Please refer to our 'Quality' web page at www.spectrum-analytical.com for a full listing of our current certifications and fields of accreditation. States in which Eurofins Spectrum Analytical, Inc. holds NELAC certification are New York, New Hampshire, New Jersey, Pennsylvania and Florida. All analytical work for Volatile Organic and Air analysis are transferred to and conducted at our 830 Silver Street location (PA-68-04426).

Please contact the Laboratory or Technical Director at 800-789-9115 with any questions regarding the data contained in this laboratory report.

Sample Summary

Work Order: SC49911

Project: Mr. C's - East Aurora, NY

Project Number: [none]

Laboratory ID	Client Sample ID	Matrix	Date Sampled	Date Received
SC49911-01	Influent	Ground Water	29-Aug-18 11:00	30-Aug-18 11:00
SC49911-02	Effluent	Ground Water	29-Aug-18 11:00	30-Aug-18 11:00
SC49911-03	TB	Water	29-Aug-18 11:00	30-Aug-18 11:00

Summary of Hits

Lab ID: SC49911-01 **Client ID:** Influent

Parameter	Result	Flag	Reporting Limit	Units	Analytical Method
Hardness (CaCO3)	259		0.1	mg/l	E200.7
cis-1,2-Dichloroethene	3270	D	50.0	µg/l	SW846 8260C
Tetrachloroethene	1200	D	50.0	µg/l	SW846 8260C
Trichloroethene	484	D	50.0	µg/l	SW846 8260C
Vinyl chloride	173	D	50.0	µg/l	SW846 8260C

Lab ID: SC49911-02 **Client ID:** Effluent

Parameter	Result	Flag	Reporting Limit	Units	Analytical Method
Hardness (CaCO3)	500		0.1	mg/l	E200.7

Please note that because there are no reporting limits associated with hazardous waste characterizations or micro analyses, this summary does not include hits from these analyses if included in this work order.

Sample Identification	Client Project #	Matrix	Collection Date/Time	Received
Influent	[none]	Ground Water	29-Aug-18 11:00	30-Aug-18
SC49911-01				

CAS No.	Analyte(s)	Result	Flag	Units	*RDL	MDL	Dilution	Method Ref.	Prepared	Analyzed	Analyst	Batch	Cert.
Volatile Organic Compounds													
Volatile Organic Compounds by SW846 8260 Prepared by method SW846 5030 Water MS			GS1										
76-13-1	1,1,2-Trichlorotrifluoroethane (Freon 113)	< 50.0	U, D	µg/l	50.0	29.0	50	SW846 8260C	04-Sep-18	04-Sep-18	MP	1812043	X
67-64-1	Acetone	< 500	U, D	µg/l	500	188	50	"	"	"	"	"	X
71-43-2	Benzene	< 50.0	U, D	µg/l	50.0	17.0	50	"	"	"	"	"	X
75-27-4	Bromodichloromethane	< 25.0	U, D	µg/l	25.0	14.6	50	"	"	"	"	"	X
75-25-2	Bromoform	< 50.0	U, D	µg/l	50.0	12.1	50	"	"	"	"	"	X
74-83-9	Bromomethane	< 100	U, D	µg/l	100	22.3	50	"	"	"	"	"	X
78-93-3	2-Butanone (MEK)	< 100	U, D	µg/l	100	35.2	50	"	"	"	"	"	X
75-15-0	Carbon disulfide	< 100	U, D	µg/l	100	35.0	50	"	"	"	"	"	X
56-23-5	Carbon tetrachloride	< 50.0	U, D	µg/l	50.0	19.6	50	"	"	"	"	"	X
108-90-7	Chlorobenzene	< 50.0	U, D	µg/l	50.0	15.0	50	"	"	"	"	"	X
75-00-3	Chloroethane	< 100	U, D	µg/l	100	20.2	50	"	"	"	"	"	X
67-66-3	Chloroform	< 50.0	U, D	µg/l	50.0	14.3	50	"	"	"	"	"	X
74-87-3	Chloromethane	< 100	U, D	µg/l	100	18.0	50	"	"	"	"	"	X
96-12-8	1,2-Dibromo-3-chloropropane	< 100	U, D	µg/l	100	23.6	50	"	"	"	"	"	X
124-48-1	Dibromochloromethane	< 25.0	U, D	µg/l	25.0	14.6	50	"	"	"	"	"	X
106-93-4	1,2-Dibromoethane (EDB)	< 25.0	U, D	µg/l	25.0	15.0	50	"	"	"	"	"	X
95-50-1	1,2-Dichlorobenzene	< 50.0	U, D	µg/l	50.0	12.2	50	"	"	"	"	"	X
541-73-1	1,3-Dichlorobenzene	< 50.0	U, D	µg/l	50.0	15.0	50	"	"	"	"	"	X
106-46-7	1,4-Dichlorobenzene	< 50.0	U, D	µg/l	50.0	13.6	50	"	"	"	"	"	X
75-71-8	Dichlorodifluoromethane (Freon12)	< 100	U, D	µg/l	100	17.2	50	"	"	"	"	"	X
75-34-3	1,1-Dichloroethane	< 50.0	U, D	µg/l	50.0	14.6	50	"	"	"	"	"	X
107-06-2	1,2-Dichloroethane	< 50.0	U, D	µg/l	50.0	9.05	50	"	"	"	"	"	X
75-35-4	1,1-Dichloroethene	< 50.0	U, D	µg/l	50.0	15.7	50	"	"	"	"	"	X
156-59-2	cis-1,2-Dichloroethene	**3,270**	D	µg/l	50.0	19.8	50	"	"	"	"	"	X
156-60-5	trans-1,2-Dichloroethene	< 50.0	U, D	µg/l	50.0	19.0	50	"	"	"	"	"	X
78-87-5	1,2-Dichloropropane	< 50.0	U, D	µg/l	50.0	14.4	50	"	"	"	"	"	X
10061-01-5	cis-1,3-Dichloropropene	< 25.0	U, D	µg/l	25.0	16.4	50	"	"	"	"	"	X
10061-02-6	trans-1,3-Dichloropropene	< 25.0	U, D	µg/l	25.0	15.3	50	"	"	"	"	"	X
100-41-4	Ethylbenzene	< 50.0	U, D	µg/l	50.0	15.8	50	"	"	"	"	"	X
591-78-6	2-Hexanone (MBK)	< 100	U, D	µg/l	100	31.7	50	"	"	"	"	"	X
98-82-8	Isopropylbenzene	< 50.0	U, D	µg/l	50.0	15.1	50	"	"	"	"	"	X
1634-04-4	Methyl tert-butyl ether	< 50.0	U, D	µg/l	50.0	14.8	50	"	"	"	"	"	X
108-10-1	4-Methyl-2-pentanone (MIBK)	< 100	U, D	µg/l	100	17.7	50	"	"	"	"	"	X
75-09-2	Methylene chloride	< 100	U, D	µg/l	100	19.2	50	"	"	"	"	"	X
100-42-5	Styrene	< 50.0	U, D	µg/l	50.0	16.4	50	"	"	"	"	"	X
79-34-5	1,1,2,2-Tetrachloroethane	< 25.0	U, D	µg/l	25.0	12.8	50	"	"	"	"	"	X
127-18-4	Tetrachloroethene	**1,200**	D	µg/l	50.0	15.6	50	"	"	"	"	"	X
108-88-3	Toluene	< 50.0	U, D	µg/l	50.0	14.5	50	"	"	"	"	"	X
120-82-1	1,2,4-Trichlorobenzene	< 50.0	U, D	µg/l	50.0	16.2	50	"	"	"	"	"	X
71-55-6	1,1,1-Trichloroethane	< 50.0	U, D	µg/l	50.0	12.2	50	"	"	"	"	"	X
79-00-5	1,1,2-Trichloroethane	< 50.0	U, D	µg/l	50.0	15.4	50	"	"	"	"	"	X
79-01-6	Trichloroethene	**484**	D	µg/l	50.0	17.8	50	"	"	"	"	"	X

Sample Identification	Client Project #	Matrix	Collection Date/Time	Received
Influent SC49911-01	[none]	Ground Water	29-Aug-18 11:00	30-Aug-18

CAS No.	Analyte(s)	Result	Flag	Units	*RDL	MDL	Dilution	Method Ref.	Prepared	Analyzed	Analyst	Batch	Cert.
Volatile Organic Compounds													
Volatile Organic Compounds by SW846 8260			GS1										
75-01-4	Vinyl chloride	**173**	D	µg/l	50.0	20.1	50	SW846 8260C	04-Sep-18	04-Sep-18	MP	1812043	X
1330-20-7	Total Xylenes	< 150	U, D	µg/l	150	150	50	"	"	"	"	"	X
110-82-7	Cyclohexane	< 250	U, D	µg/l	250	21.8	50	"	"	"	"	"	X
79-20-9	Methyl acetate	< 500	U, D	µg/l	500	257	50	"	"	"	"	"	X
108-87-2	Methylcyclohexane	< 250	U, D	µg/l	250	19.5	50	"	"	"	"	"	X
Surrogate recoveries:													
460-00-4	*4-Bromofluorobenzene*	*95*			*70-130 %*			"	"	"	"	"	
2037-26-5	*Toluene-d8*	*102*			*70-130 %*			"	"	"	"	"	
17060-07-0	*1,2-Dichloroethane-d4*	*108*			*70-130 %*			"	"	"	"	"	
1868-53-7	*Dibromofluoromethane*	*108*			*70-130 %*			"	"	"	"	"	
General Chemistry Parameters													
	pH	**6.90**	pH	pH Units			1	ASTM D 1293-99B	30-Aug-18 13:00	30-Aug-18 15:39	BD	1811968	
Subcontracted Analyses													
*Analysis performed by Phoenix Environmental Labs, Inc. * - CT007*													
	Hardness (CaCO3)	**259**		mg/l	0.1		1	E200.7	29-Aug-18 11:00	01-Sep-18 03:22	11301	'[none]'	

Sample Identification	Client Project #	Matrix	Collection Date/Time	Received
Effluent SC49911-02	[none]	Ground Water	29-Aug-18 11:00	30-Aug-18

CAS No.	Analyte(s)	Result	Flag	Units	*RDL	MDL	Dilution	Method Ref.	Prepared	Analyzed	Analyst	Batch	Cert.
Volatile Organic Compounds													
Volatile Organic Compounds by SW846 8260 Prepared by method SW846 5030 Water MS													
76-13-1	1,1,2-Trichlorotrifluoroethane (Freon 113)	< 1.00	U	µg/l	1.00	0.58	1	SW846 8260C	04-Sep-18	04-Sep-18	MP	1812043	X
67-64-1	Acetone	< 10.0	U	µg/l	10.0	3.76	1	"	"	"	"	"	X
71-43-2	Benzene	< 1.00	U	µg/l	1.00	0.34	1	"	"	"	"	"	X
75-27-4	Bromodichloromethane	< 0.50	U	µg/l	0.50	0.29	1	"	"	"	"	"	X
75-25-2	Bromoform	< 1.00	U	µg/l	1.00	0.24	1	"	"	"	"	"	X
74-83-9	Bromomethane	< 2.00	U	µg/l	2.00	0.45	1	"	"	"	"	"	X
78-93-3	2-Butanone (MEK)	< 2.00	U	µg/l	2.00	0.70	1	"	"	"	"	"	X
75-15-0	Carbon disulfide	< 2.00	U	µg/l	2.00	0.70	1	"	"	"	"	"	X
56-23-5	Carbon tetrachloride	< 1.00	U	µg/l	1.00	0.39	1	"	"	"	"	"	X
108-90-7	Chlorobenzene	< 1.00	U	µg/l	1.00	0.30	1	"	"	"	"	"	X
75-00-3	Chloroethane	< 2.00	U	µg/l	2.00	0.40	1	"	"	"	"	"	X
67-66-3	Chloroform	< 1.00	U	µg/l	1.00	0.29	1	"	"	"	"	"	X
74-87-3	Chloromethane	< 2.00	U	µg/l	2.00	0.36	1	"	"	"	"	"	X
96-12-8	1,2-Dibromo-3-chloropropane	< 2.00	U	µg/l	2.00	0.47	1	"	"	"	"	"	X
124-48-1	Dibromochloromethane	< 0.50	U	µg/l	0.50	0.29	1	"	"	"	"	"	X
106-93-4	1,2-Dibromoethane (EDB)	< 0.50	U	µg/l	0.50	0.30	1	"	"	"	"	"	X
95-50-1	1,2-Dichlorobenzene	< 1.00	U	µg/l	1.00	0.24	1	"	"	"	"	"	X
541-73-1	1,3-Dichlorobenzene	< 1.00	U	µg/l	1.00	0.30	1	"	"	"	"	"	X
106-46-7	1,4-Dichlorobenzene	< 1.00	U	µg/l	1.00	0.27	1	"	"	"	"	"	X
75-71-8	Dichlorodifluoromethane (Freon12)	< 2.00	U	µg/l	2.00	0.34	1	"	"	"	"	"	X
75-34-3	1,1-Dichloroethane	< 1.00	U	µg/l	1.00	0.29	1	"	"	"	"	"	X
107-06-2	1,2-Dichloroethane	< 1.00	U	µg/l	1.00	0.18	1	"	"	"	"	"	X
75-35-4	1,1-Dichloroethene	< 1.00	U	µg/l	1.00	0.31	1	"	"	"	"	"	X
156-59-2	cis-1,2-Dichloroethene	< 1.00	U	µg/l	1.00	0.40	1	"	"	"	"	"	X
156-60-5	trans-1,2-Dichloroethene	< 1.00	U	µg/l	1.00	0.38	1	"	"	"	"	"	X
78-87-5	1,2-Dichloropropane	< 1.00	U	µg/l	1.00	0.29	1	"	"	"	"	"	X
10061-01-5	cis-1,3-Dichloropropene	< 0.50	U	µg/l	0.50	0.33	1	"	"	"	"	"	X
10061-02-6	trans-1,3-Dichloropropene	< 0.50	U	µg/l	0.50	0.31	1	"	"	"	"	"	X
100-41-4	Ethylbenzene	< 1.00	U	µg/l	1.00	0.32	1	"	"	"	"	"	X
591-78-6	2-Hexanone (MBK)	< 2.00	U	µg/l	2.00	0.63	1	"	"	"	"	"	X
98-82-8	Isopropylbenzene	< 1.00	U	µg/l	1.00	0.30	1	"	"	"	"	"	X
1634-04-4	Methyl tert-butyl ether	< 1.00	U	µg/l	1.00	0.30	1	"	"	"	"	"	X
108-10-1	4-Methyl-2-pentanone (MIBK)	< 2.00	U	µg/l	2.00	0.35	1	"	"	"	"	"	X
75-09-2	Methylene chloride	< 2.00	U	µg/l	2.00	0.38	1	"	"	"	"	"	X
100-42-5	Styrene	< 1.00	U	µg/l	1.00	0.33	1	"	"	"	"	"	X
79-34-5	1,1,2,2-Tetrachloroethane	< 0.50	U	µg/l	0.50	0.26	1	"	"	"	"	"	X
127-18-4	Tetrachloroethene	< 1.00	U	µg/l	1.00	0.31	1	"	"	"	"	"	X
108-88-3	Toluene	< 1.00	U	µg/l	1.00	0.29	1	"	"	"	"	"	X
120-82-1	1,2,4-Trichlorobenzene	< 1.00	U	µg/l	1.00	0.32	1	"	"	"	"	"	X
71-55-6	1,1,1-Trichloroethane	< 1.00	U	µg/l	1.00	0.24	1	"	"	"	"	"	X
79-00-5	1,1,2-Trichloroethane	< 1.00	U	µg/l	1.00	0.31	1	"	"	"	"	"	X
79-01-6	Trichloroethene	< 1.00	U	µg/l	1.00	0.36	1	"	"	"	"	"	X

Sample Identification	Client Project #	Matrix	Collection Date/Time	Received
Effluent SC49911-02	[none]	Ground Water	29-Aug-18 11:00	30-Aug-18

CAS No.	Analyte(s)	Result	Flag	Units	*RDL	MDL	Dilution	Method Ref.	Prepared	Analyzed	Analyst	Batch	Cert.
Volatile Organic Compounds													
Volatile Organic Compounds by SW846 8260													
75-01-4	Vinyl chloride	< 1.00	U	µg/l	1.00	0.40	1	SW846 8260C	04-Sep-18	04-Sep-18	MP	1812043	X
1330-20-7	Total Xylenes	< 3.00	U	µg/l	3.00	3.00	1	"	"	"	"	"	X
110-82-7	Cyclohexane	< 5.00	U	µg/l	5.00	0.44	1	"	"	"	"	"	X
79-20-9	Methyl acetate	< 10.0	U	µg/l	10.0	5.14	1	"	"	"	"	"	X
108-87-2	Methylcyclohexane	< 5.00	U	µg/l	5.00	0.39	1	"	"	"	"	"	X
Surrogate recoveries:													
460-00-4	*4-Bromofluorobenzene*	*97*			*70-130 %*			"	"	"	"	"	
2037-26-5	*Toluene-d8*	*102*			*70-130 %*			"	"	"	"	"	
17060-07-0	*1,2-Dichloroethane-d4*	*109*			*70-130 %*			"	"	"	"	"	
1868-53-7	*Dibromofluoromethane*	*109*			*70-130 %*			"	"	"	"	"	
General Chemistry Parameters													
	pH	**8.43**	pH	pH Units			1	ASTM D 1293-99B	30-Aug-18 13:00	30-Aug-18 15:39	BD	1811968	
Subcontracted Analyses													
*Analysis performed by Phoenix Environmental Labs, Inc. * - CT007*													
	Hardness (CaCO3)	**500**		mg/l	0.1		1	E200.7	29-Aug-18 11:00	01-Sep-18 03:22	11301	'[none]'	

SC49911 - 8

eurofins | Spectrum Analytical

CHAIN OF CUSTODY RECORD

Page 1 of 1

Special Handling:

- [x] Standard TAT - 7 to 10 business days
- [ ] Rush TAT - Date Needed: _____

All TATs subject to laboratory approval
Min. 24-hr notification needed for rushes
Samples disposed after 30 days unless otherwise instructed.

Report To: EEE, Inc
368 Pleasantview Dr
Lancaster, NY 14086

Telephone #: (716) 684-8060
Project Mgr: Mary Kate Mooney

Invoice To: EEE, Inc

P.O No.: _____ Quote #: _____

Project No: _____
Site Name: MrCs OM&M
Location: East Aurora State: NY
Sampler(s): R. Allen

F=Field Filtered 1=$Na_2S_2O_3$ 2=HCl 3=H_2SO_4 4=HNO_3 5=NaOH 6=Ascorbic Acid
7=CH3OH 8=$NaHSO_4$ 9=Deionized Water 10=H_3PO_4 11=_____ 12=_____

List Preservative Code below: - 4 2

DW=Drinking Water GW=Groundwater SW=Surface Water WW=Waste Water
O=Oil SO=Soil SL=Sludge A=Indoor/Ambient Air SG=Soil Gas
X1=_____ X2=_____ X3=_____

G= Grab C=Compsite

Lab ID:	Sample ID:	Date:	Time:	Type	Matrix	Containers: # of VOA Vials	# of Amber Glass	# of Clear Glass	# of Plastic	Analysis: pH	Hardness	VOCs	Check if chlorinated	
SC49911-01	INFLUENT	8/29/18	11:00A	G	GW				1	✓			☐	
	INFLUENT			G	GW				1		✓		☐	Please send
-02	INFLUENT			G	GW	3						✓	☐	another Sample
	EFFLUENT			G	GW				1	✓			☐	kit
	EFFLUENT			G	GW				1		✓		☐	(Don't send
	EFFLUENT			G	GW	3						✓	☐	smallest coolers)
-03	TB	11	11	G	W	2						✓	☐	
													☐	
													☐	
													☐	

QA/QC Reporting Notes:
* additional charges may appply

MA DEP MCP CAM Report? ☐ Yes ☐ No
CT DPH RCP Report? ☐ Yes ☐ No
☐ Standard ☐ No QC ☐ DQA*
☐ ASP A* ☐ ASP B*
☐ NJ Reduced* ☐ NJ Full*
☐ Tier II* ☐ Tier IV*
☒ Other: CAT A
State-specific reporting standards:

Relinquished by:	Received by:	Date:	Time:
Richard C Allen Jr	Fedex	8/31/18	11:00
Fedex			

Temp °C: Observed 4.7; Correction Factor 0; Corrected 4.7; IR ID # 1

☒ EDD format: PDF
☒ E-mail to: mmooney@ene.com

Condition upon receipt: Custody Seals: ☑ Present ☑ Intact ☐ Broken
☐ Ambient ☑ Iced ☐ Refrigerated ☐ DI VOA Frozen ☐ Soil Jar Frozen

Attachment C
Summary of Site Utility Costs and Projections
January to December 2018

Mr. C's Dry Cleaners Site - Remedial Treatment Utility Costs
NYSDEC Work Assignment #10C3074.0011.11
12 Months of System Operation and Maintenance
August 2018 Report

ATTACHMENT C

Utility Budget:	Electric:	$25,300.00
	Telephone:	$540.00
	Gas	$1,120.00
	Total:	$26,960.00

Gas and Electric

Utility Provider	Account #	E&E Cost Center	Description	Jan-2018	Feb-2018	Mar-2018	Apr-2018	May-2018	Jun-2018
New York State E&G	1001-0310-422	EN-003229-0001-03TTO	Mr. C's Electric Costs	$ 1,314.70	$ 1,124.10	$ 975.14	$ 1,077.67	$ 1,378.14	$ 1,207.50
New York State E&G	76-311-11-015900-18								
National Fuel Gas	7160295 10	EN-003229-0001-03TTO	Mr. C's Natural Gas Costs	$ 81.72	$ 62.46	$ 65.75	$ 68.44	$ 38.16	$ 65.63
			Totals	**$ 1,396.42**	**$ 1,186.56**	**$ 1,040.89**	**$ 1,146.11**	**$ 1,416.30**	**$ 1,273.13**

		Jul-2018	Aug-2018	Sep-2018	Oct-2018	Nov-2018	Dec-2018
	Mr. C's Electric Costs	$ 1,154.72	$ 1,269.42				
	Mr. C's Natural Gas Costs	$ 111.83	$ 21.25				
	Totals	**$ 1,266.55**	**$ 1,290.67**	**$ -**	**$ -**	**$ -**	**$ -**

Electric - Mr. C's	**$**	**9,501.39**
Natural Gas - Mr. C's	**$**	**515.24**
Grand Total - NYSE&G/National Fuel Gas Costs To Date	**$**	**10,016.63**

Notes:

Overbilled natural gas costs - no charges

Estimated Reading

Telephone

Utility Provider	Phone #	E&E Cost Center	Location Description	Jan-2018	Feb-2018	Mar-2018	Apr-2018	May-2018	Jun-2018
Granite Telecommunications				$ 41.09	$ 41.09	$ 41.09	$ 41.09	$ 41.09	$ 41.09
Account # 01890582	866-874-5500	EN-003229-0001-03TTO	Mr. C's Telephone Costs	**Jul-2018**	**Aug-2018**	**Sep-2018**	**Oct-2018**	**Nov-2018**	**Dec-2018**
				$ 41.09	$ 41.09				

Verizon Costs to Date - Mr. C's	**$**	**328.72**

Grand Total All Utilities To Date	**$**	**10,345.35**

Monthly Average Costs

Mr. C's Electric	$	1,187.67
Mr. C's Gas	$	64.41
Mr. C's Telephone	$	41.09
Average Utility Cost Total	**$**	**1,293.17**
12 Month Estimate	**$**	**15,518.03**

Budget Remaining:	Electric:	$15,798.61
	Telephone:	$211.28
	Gas	$604.76
	Total:	$16,614.65