



ecology and environment engineering, p.c.

International Specialists in the Environment

BUFFALO CORPORATE CENTER
368 Pleasant View Drive
Lancaster, New York 14086
Tel: (716) 684-8060, Fax: (716) 684-0844

June 8, 2015

Mr. William Welling, Project Manager
New York State Department of Environmental Conservation
Division of Environmental Remediation
625 Broadway, 12th Floor
Albany, New York 12233 - 7013

Re: Mr. C's Dry Cleaners Site, Contract # D007617, Site # 915157
May 2015 Operations, Maintenance, and Monitoring Report

Dear Mr. Welling:

Ecology and Environment Engineering, P.C. (EEEEPC) is pleased to provide the May 2015 Operations, Maintenance, and Monitoring (OM&M) Report for the Mr. C's Dry Cleaners Site, NYSDEC Site # 915157, located in the Village of East Aurora, New York. Copies of bi-monthly inspection reports prepared by EEEPC's subcontractor, Iyer Environmental Group, PLLC (IEG), are provided in Attachment A. Selected pages from the individual analytical data package prepared by Spectrum Analytical Inc. (SAI), Warwick, Rhode Island are provided as Attachment B. The full analytical reports along with QA/QC information will be retained by EEEPC. The site utility information is provided at Attachment C.

In review of the on-site treatment system operations, monitoring and maintenance for May 2015, EEEPC offers the following comments and highlights:

Operational Summary

Mr. C's Site – Remedial Operations and Maintenance Information

- The monthly checklists for system inspections from IEG are provided as Attachment A for 5/4/15, 5/18/15, and 6/2/15.
- Based on inspection reports prepared by IEG, the remedial treatment system for the period above had a 100% operational up-time (Table 1) and the treatment of contaminated groundwater during that period totaling of 317,968 gallons (Table 1) for May 2015.
- The air stripper exhaust was found to be leaking problem and repaired.
- The bag filter was changed as needed during the operation period.
- Pumping well PW-7 remains off during the reporting period due to continued observation of the "pilot bioremediation injection program.
- Pumping well PW-3 and PW-6 remains off due to the maintenance problems. To be repaired in May- June 2015.

- The winter vent cover over main treatment door was removed for the spring and summer season.
- The surface of PZ-1B was damaged due to winter condition. OW-B had corroded inner ring. To be repaired in May-June 2015. The compliance samples were taken on May 14, 2015 (Attachment B) and the preliminary analytical results were received from SAI on May 26, 2015. The results indicated achievement of the effluent discharge criteria requirements in the site specific SPDES Equivalency Permit (Table 2).
- The analytical summary results of May 26, 2015 revealed the total volatile organic contaminant concentrations of the influent to be 700 µg/L or 700 ppb. In review of the effluent concentrations the results were 0.0 µg/L or 0.0 ppb. The summary of influent and effluent contaminant concentrations for the May 2015 sampling is presented in Table 1
- The Mr. C's treatment system based on the total monthly flows removed 1.86 lbs. of targeted contaminants from the groundwater below the site in the month of May 2015 and the cleanup effectiveness was 100%. The calculations and data for the month are presented in Table 3.
- Piezometer readings were taken on May 20, 2015.

Subslab Depressurization Systems (SSDS) – First Presbyterian Church and 27 Whaley Ave. sites and Other Locations

- SSDS Unit manometer in the Mr. C's Treatment Bldg. (586 Main Street) maintained a subslab pressure of -1.95 inches of water column over the reporting month of May 2015.
- The systems remain operational at the 1st Presbyterian Church. The church has EEEPC's contact information in case some problem occurs with the SSDS units.
- Property owners at 27 Whaley Ave. have not returned our calls for inspection of the SSDS unit. EEEPC will continue to contact to obtain access for inspection.
- Remedial construction of the SSDS units began on January 19, 2015. In February, work on the construction of the SSDS units was completed at 586 Main Street (Country Cupboard), 594 Main Street (East Aurora Outfitters) and the 16 Paine Avenue (Boys and Girls Club). The 591 Main Street location is being discussed with the building owner since extensive remodeling is going on within the building. Discussion needed with property owner to finalize the SSDS construction. Property owner has been difficult to contact, but will continue to pursue.
- Punch list review, communications testing, and post-construction air testing to be performed on three of the four locations was performed in March and April 2015. All post-construction results within acceptable depressurization requirements per NYSDOL.

Mr. William Welling, Project Manager

June 8, 2015

Page 3 of 4

Status of Bioremediation Direct Push Injection Work

- The Final Summary Report for the Mr. C's Dry Cleaners Site Enhanced Bioremediation and Bio-augmentation Pilot Study was issued to NYSDEC on January 20, 2015.
- No further work is anticipated until review of the recommendations is performed by NYSDEC.
- Additional review of the recommendations in the summary report to be evaluated with the remedial site optimization (RSO) program.

Soil Vapor Intrusion Investigation Program (Phase 3)

- The Phase 3 SVII work for the 2014-2015 heating season report is to be issued to NYSDEC / NYSDOH in June.
- One last property was sampled and investigated in May for inclusion in the SVII report to be issued in June 2015.

Site Management Plan

- EEEPC submitted the updated/revised SMP to NYSDEC and NYSDEC Region 9 on March 2, 2015.
- This is an active site document, so future revisions will be performed once major changes to the management of the site are required after optimization evaluation is performed.

Annual Long-term Groundwater Monitoring Well Report

- The 2014 Annual Long-term Groundwater Monitoring Well Report was issued to NYSDEC on January 16, 2015.

Periodic Review Report (PRR)

- The 2014 Periodic Review Report was issued to NYSDEC on January 30, 2015.
- Comments received from NYSDEC PM regarding the acceptance of the recommendations of the 2014 PRR on March 26, 2015.

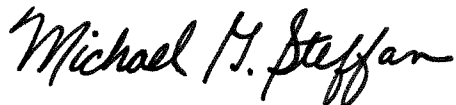
Mr. C's Energy Usage Information

- A copy of the site utility costs from the Mr. C's remedial operations for January through May 2015 is provided as Attachment C.

Mr. William Welling, Project Manager
June 8, 2015
Page 4 of 4

If you have questions regarding the May 2015 OM&M report summary, please do not hesitate to contact me at 716-684-8060.

Very Truly Yours,
Ecology and Environment Engineering, P. C.

A handwritten signature in black ink that reads "Michael G. Steffan". The signature is written in a cursive, flowing style.

Michael G. Steffan
Project Manager

cc: D. Szymanski, Region 9, NYSDEC - Buffalo w/ attachments
D. Iyer, IEG – w/attachments
CTF- 10C3074.0011.03

Attachment A
IEG Weekly Inspection Reports
May 2015

Including:

05/4/15

05/18/15

06/02/15

MR. C's DRY CLEANERS SITE
NYSDEC Site #9-15-157
OM&M: SITE INSPECTION FORM

DATE: <u>4-May-15</u>		ACTIVITIES: <u>Site Inspection</u>	
INSPECTION PERSONNEL: <u>R. Allen</u>		OTHER PERSONNEL: _____	
WEATHER CONDITIONS: <u>Partly cloudy, warm</u>		OUTSIDE TEMPERATURE (° F): <u>70</u>	
ARE WELL PUMPS OPERATING IN AUTO: YES: _____ NO: <input checked="" type="checkbox"/> If "NO", provide explanation below			
<u>PW-3 and PW-6 are OFF due to maintenance problems.</u>			
<u>PW-7 is OFF due to injection operation.</u>			
PROVIDE WATER LEVEL READINGS ON CONTROL PANEL			
RW-1	ON: _____	OFF: <input checked="" type="checkbox"/> <u>6</u> ft	PW-5 ON: _____ OFF: <input checked="" type="checkbox"/> <u>6</u> ft
PW-2	ON: _____	OFF: <input checked="" type="checkbox"/> <u>5</u> ft	PW-6 ON: _____ OFF: <input checked="" type="checkbox"/> <u>65507</u> ft
PW-3	ON: <input checked="" type="checkbox"/>	OFF: _____ <u>13</u> ft	PW-7 ON: <input checked="" type="checkbox"/> OFF: _____ <u>14</u> ft
PW-4	ON: _____	OFF: <input checked="" type="checkbox"/> <u>7</u> ft	PW-8 ON: _____ OFF: <input checked="" type="checkbox"/> <u>5</u> ft
EQUALIZATION TANK: <u>3</u> ft		Last Alarm D/T/Condition: <u>4/22/15 Air Stripper Low Level</u>	
NOTES: _____			
INFLUENT FLOW RATE: <u>40</u> gpm		INFLUENT TOTALIZER READING <u>8,271,433.0</u> gallons	
SEQUESTERING AGENT DRUM LEVEL: <u>19</u> inches		(x 1.7=) AMOUNT OF AGENT REMAINING: <u>32</u> gallons	
SEQUESTERING AGENT FEED RATE: _____ ml/min		METERING PUMP PRESSURE: <u>3.0</u> psi	
BAG FILTER PRESSURES:		Top Bottom	Top Bottom
LEFT: <u>0</u> <u>0</u> psi		RIGHT: <u>10 - 6</u> <u>0</u> psi	
INFLUENT FEED PUMP IN USE: #1 <input checked="" type="checkbox"/> #2 _____		INFLUENT PUMP PRESSURE: <u>6</u> psi	
AIR STRIPPER BLOWER IN USE: #1 <input checked="" type="checkbox"/> #2 _____		AIR STRIPPER PRESSURE: <u>30.0</u> in. H ₂ O	
AIR STRIPPER DIFFERENTIAL PRESSURE: <u>0.25</u> in. H ₂ O		DISCHARGE PRESSURE: <u>broken</u> in. H ₂ O	
EFFLUENT PUMP IN USE: #1 _____ #2 <input checked="" type="checkbox"/>		EFFLUENT FEED PUMP PRESSURE: <u>9.0</u> psi	
EFFLUENT FLOW RATE: <u>140</u> gpm		EFFLUENT TOTALIZER READING: <u>77,910,519</u> <u>499090</u> gallons	
ARE BUILDING HEATERS IN USE? YES: _____ NO: <input checked="" type="checkbox"/>		INSIDE TEMPERATURE (° F): <u>85</u>	
IS SUMP PUMP IN USE: YES: <input checked="" type="checkbox"/> NO: _____		ARE ANY LEAKS PRESENT? YES: <input checked="" type="checkbox"/> NO: _____	
WATER LEVEL IN SUMP: <u>7.5</u> in.		TREATMENT BUILDING CLEAN & ORGANIZED? YES: <input checked="" type="checkbox"/> NO: _____	

MR. C's DRY CLEANERS SITE
NYSDEC Site #90150157
SITE INSPECTION FORM

4-May-15

SAMPLES COLLECTED? YES: _____ NO: ✓

	Sample ID	Time of Sampling	pH	Turbidity	Temp.	Sp. Cond.
AIR STRIPPER INFLUENT:	_____	_____	_____	_____	_____	_____
AIR STRIPPER EFFLUENT:	_____	_____	_____	_____	_____	_____

IS THERE EVIDENCE OF TAMPERING/VANDALISM OF WELLS: ? YES: _____ NO: ✓
 WERE MANHOLES INSPECTED? YES: ✓ NO: _____
 WERE ELECTRICAL BOXES INSPECTED? YES: ✓ NO: _____
 IS WATER PRESENT IN ANY MANHOLES OR ELECTRICAL BOXES? YES: _____ NO: ✓

If yes, provide manhole/electric box ID and description of any corrective measures below:

PZ-1B has surface concrete damage from winter conditions. OW-B has corroded inner ring.

SUBSLAB SYSTEM

MANOMETER: <u>1.8</u> in. WC	west	east	NOTES: <u>cfm = 0.05 x fpm (3" PVC)</u>
(Fan Inlet)	FLOW (fpm): _____	_____	_____
	FLOW (cfm): _____	_____	_____
VACUUM GAUGE (in WC)	_____	_____	_____

INCLUDE REMARKS & DESCRIBE ANY OTHER SYSTEM MAINTENANCE PERFORMED ON MR. C's SITE

Remarks: Air Stripper exhaust has slow drip from elbow.

Other Actions: Changed Bag Filters.

AGWAY

Remarks: Site is empty of materials and has been graded and graveled.

Other Actions:

MR. C's DRY CLEANERS SITE
NYSDEC Site #9-15-157
OM&M: SITE INSPECTION FORM

DATE: 18-May-15 ACTIVITIES: Site Inspection

INSPECTION PERSONNEL: R. Allen OTHER PERSONNEL: _____

WEATHER CONDITIONS: Cloudy, warm OUTSIDE TEMPERATURE (° F): 75

ARE WELL PUMPS OPERATING IN AUTO: YES: _____ NO: If "NO", provide explanation below

PW-3 and PW-6 are OFF due to maintenance problems.

PW-7 is OFF due to injection operation.

PROVIDE WATER LEVEL READINGS ON CONTROL PANEL

RW-1	ON: _____	OFF: <input checked="" type="checkbox"/>	<u>5</u> ft	PW-5	ON: _____	OFF: <input checked="" type="checkbox"/>	<u>4</u> ft
PW-2	ON: _____	OFF: <input checked="" type="checkbox"/>	<u>7</u> ft	PW-6	ON: _____	OFF: <input checked="" type="checkbox"/>	<u>65507</u> ft
PW-3	ON: <input checked="" type="checkbox"/>	OFF: _____	<u>12</u> ft	PW-7	ON: <input checked="" type="checkbox"/>	OFF: _____	<u>14</u> ft
PW-4	ON: _____	OFF: <input checked="" type="checkbox"/>	<u>4</u> ft	PW-8	ON: <input checked="" type="checkbox"/>	OFF: _____	<u>5</u> ft

EQUALIZATION TANK: 4 ft Last Alarm DT/Condition: 5/9/17 Air Stripper Low Level

NOTES: _____

INFLUENT FLOW RATE: 0 gpm INFLUENT TOTALIZER READING 8,465,951.0 gallons

SEQUESTERING AGENT DRUM LEVEL: 1 inches (x 1.7=) AMOUNT OF AGENT REMAINING: 2 gallons

SEQUESTERING AGENT FEED RATE: _____ ml/min METERING PUMP PRESSURE: 3.0 psi

BAG FILTER PRESSURES:		Top	Bottom		Top	Bottom	
	LEFT:	<u>0</u>	<u>0</u>	psi	RIGHT:	<u>8 - 7</u>	<u>0</u>

INFLUENT FEED PUMP IN USE: #1 #2 _____ INFLUENT PUMP PRESSURE: 6 psi

AIR STRIPPER BLOWER IN USE: #1 #2 _____ AIR STRIPPER PRESSURE: 35.0 in. H₂O

AIR STRIPPER DIFFERENTIAL PRESSURE: 0.17 in. H₂O DISCHARGE PRESSURE: broken in. H₂O

EFFLUENT PUMP IN USE: #1 _____ #2 EFFLUENT FEED PUMP PRESSURE: 8.0 psi

EFFLUENT FLOW RATE: 139 gpm EFFLUENT TOTALIZER READING: 78,065,793 656990 gallons

ARE BUILDING HEATERS IN USE? YES: _____ NO: INSIDE TEMPERATURE (° F): 88

IS SUMP PUMP IN USE: YES: NO: _____ ARE ANY LEAKS PRESENT? YES: NO: _____

WATER LEVEL IN SUMP: 6.5 in. TREATMENT BUILDING CLEAN & ORGANIZED? YES: NO: _____

MR. C's DRY CLEANERS SITE
NYSDEC Site #90150157
SITE INSPECTION FORM

18-May-15

SAMPLES COLLECTED? YES: _____ NO: ✓

	Sample ID	Time of Sampling	pH	Turbidity	Temp.	Sp. Cond.
AIR STRIPPER INFLUENT:	_____	_____	_____	_____	_____	_____
AIR STRIPPER EFFLUENT:	_____	_____	_____	_____	_____	_____

IS THERE EVIDENCE OF TAMPERING/VANDALISM OF WELLS: ? YES: _____ NO: ✓

WERE MANHOLES INSPECTED? YES: ✓ NO: _____

WERE ELECTRICAL BOXES INSPECTED? YES: ✓ NO: _____

IS WATER PRESENT IN ANY MANHOLES OR ELECTRICAL BOXES? YES: ✓ NO: _____

If yes, provide manhole/electric box ID and description of any corrective measures below:

PZ-1B has surface concrete damage from winter conditions. OW-B has corroded inner ring.

SUBSLAB SYSTEM

MANOMETER: <u>1.8</u> in. WC	west	east	NOTES: <u>cfm = 0.05 x fpm (3" PVC)</u>
(Fan Inlet)	FLOW (fpm): _____	_____	_____
	FLOW (cfm): _____	_____	_____
VACUUM GAUGE (in WC)	_____	_____	_____

INCLUDE REMARKS & DESCRIBE ANY OTHER SYSTEM MAINTENANCE PERFORMED ON MR. C's SITE

Remarks: Air Stripper exhaust has slow drip from elbow.

Other Actions: Redux system emptied 55 gal drum in (2) days. Turned OFF system.

Painted ID numbers on MWs.

Changed bag filters.

AGWAY

Remarks: Site is empty of materials and has been graded and graveled.

Other Actions: Removed tube from MW-7 to facilitate peizometer readings.

MR. C's DRY CLEANERS SITE
NYSDEC Site #9-15-157
OM&M: SITE INSPECTION FORM

DATE: <u>2-Jun-15</u>		ACTIVITIES: <u>Site Inspection</u>									
INSPECTION PERSONNEL: <u>R. Allen</u>		OTHER PERSONNEL: _____									
WEATHER CONDITIONS: <u>Cloudy, cool</u>		OUTSIDE TEMPERATURE (° F): <u>52</u>									
ARE WELL PUMPS OPERATING IN AUTO: YES: _____ NO: <input checked="" type="checkbox"/> If "NO", provide explanation below											
<u>PW-3 and PW-6 are OFF due to maintenance problems.</u>											
<u>PW-7 is OFF due to injection operation.</u>											
PROVIDE WATER LEVEL READINGS ON CONTROL PANEL											
RW-1	ON: _____	OFF: <input checked="" type="checkbox"/> <u>7</u> ft	PW-5 ON: _____ OFF: <input checked="" type="checkbox"/> <u>7</u> ft								
PW-2	ON: _____	OFF: <input checked="" type="checkbox"/> <u>5</u> ft	PW-6 ON: _____ OFF: <input checked="" type="checkbox"/> <u>65507</u> ft								
PW-3	ON: <input checked="" type="checkbox"/>	OFF: _____ <u>13</u> ft	PW-7 ON: <input checked="" type="checkbox"/> OFF: _____ <u>14</u> ft								
PW-4	ON: _____	OFF: <input checked="" type="checkbox"/> <u>7</u> ft	PW-8 ON: _____ OFF: <input checked="" type="checkbox"/> <u>5</u> ft								
EQUALIZATION TANK: <u>5</u> ft		Last Alarm DT/Condition: <u>5/21/15 Air Stripper Low Level</u>									
NOTES: _____											
INFLUENT FLOW RATE: <u>44</u> gpm		INFLUENT TOTALIZER READING <u>8,684,218.0</u> gallons									
SEQUESTERING AGENT DRUM LEVEL: <u>30</u> inches		(x 1.7=) AMOUNT OF AGENT REMAINING: <u>51</u> gallons									
SEQUESTERING AGENT FEED RATE: _____ ml/min		METERING PUMP PRESSURE: <u>3.0</u> psi									
BAG FILTER PRESSURES:											
LEFT: <table border="1" style="display: inline-table; border-collapse: collapse;"><tr><td style="text-align: center;">Top</td><td style="text-align: center;">Bottom</td></tr><tr><td style="text-align: center;">0</td><td style="text-align: center;">0</td></tr></table> psi		Top	Bottom	0	0	RIGHT: <table border="1" style="display: inline-table; border-collapse: collapse;"><tr><td style="text-align: center;">Top</td><td style="text-align: center;">Bottom</td></tr><tr><td style="text-align: center;">7</td><td style="text-align: center;">0</td></tr></table> psi		Top	Bottom	7	0
Top	Bottom										
0	0										
Top	Bottom										
7	0										
INFLUENT FEED PUMP IN USE: #1 <input checked="" type="checkbox"/> #2 _____		INFLUENT PUMP PRESSURE: <u>6</u> psi									
AIR STRIPPER BLOWER IN USE: #1 <input checked="" type="checkbox"/> #2 _____		AIR STRIPPER PRESSURE: <u>43.0</u> in. H ₂ O									
AIR STRIPPER DIFFERENTIAL PRESSURE: <u>0.06</u> in. H ₂ O		DISCHARGE PRESSURE: <u>broken</u> in. H ₂ O									
EFFLUENT PUMP IN USE: #1 _____ #2 <input checked="" type="checkbox"/>		EFFLUENT FEED PUMP PRESSURE: <u>9.0</u> psi									
EFFLUENT FLOW RATE: <u>139</u> gpm		EFFLUENT TOTALIZER READING: <u>78,228,487</u> 821320 gallons									
ARE BUILDING HEATERS IN USE? YES: _____ NO: <input checked="" type="checkbox"/>		INSIDE TEMPERATURE (° F): <u>84</u>									
IS SUMP PUMP IN USE: YES: <input checked="" type="checkbox"/> NO: _____		ARE ANY LEAKS PRESENT? YES: <input checked="" type="checkbox"/> NO: _____									
WATER LEVEL IN SUMP: <u>7.0</u> in.		TREATMENT BUILDING CLEAN & ORGANIZED? YES: <input checked="" type="checkbox"/> NO: _____									

MR. C's DRY CLEANERS SITE
NYSDEC Site #90150157
SITE INSPECTION FORM

2-Jun-15

SAMPLES COLLECTED? YES: _____ NO: ✓

	Sample ID	Time of Sampling	pH	Turbidity	Temp.	Sp. Cond.
AIR STRIPPER INFLUENT:	_____	_____	_____	_____	_____	_____
AIR STRIPPER EFFLUENT:	_____	_____	_____	_____	_____	_____

IS THERE EVIDENCE OF TAMPERING/VANDALISM OF WELLS: ? YES: _____ NO: ✓

WERE MANHOLES INSPECTED? YES: ✓ NO: _____

WERE ELECTRICAL BOXES INSPECTED? YES: ✓ NO: _____

IS WATER PRESENT IN ANY MANHOLES OR ELECTRICAL BOXES? YES: _____ NO: ✓

If yes, provide manhole/electric box ID and description of any corrective measures below:

PZ-1B has surface concrete damage from winter conditions. OW-B has corroded inner ring.

SUBSLAB SYSTEM

MANOMETER: 1.9 in. WC

	west	east
FLOW (fpm):	_____	_____
FLOW (cfm):	_____	_____
VACUUM GAUGE (in WC)	_____	_____

NOTES: cfm = 0.05 x fpm (3" PVC)

INCLUDE REMARKS & DESCRIBE ANY OTHER SYSTEM MAINTENANCE PERFORMED ON MR. C's SITE

Remarks: Air Stripper exhaust has slow drip from elbow.

Other Actions: Swept spruce needles off of Library Parking Lot around well groups PW-6 and PW-7.

AGWAY

Remarks: Site is empty of materials and has been graded and graveled.

Other Actions:

MR. C's DRY CLEANERS SITE
NYSDEC Site #9-15-157
OM&M: PIEZOMETER WATER LEVEL LOG

Date: 20-May-15

Measurements taken by: R. Allen

RW-1	18.80 ft	Comments:		PW-5	15.30 ft	Comments:	
PZ-1A	10.39 ft	Comments:		PZ-5A	9.94 ft	Comments:	
PZ-1B	10.16 ft	Comments:		PZ-5B	10.07 ft	Comments:	
PZ-1C	11.31 ft	Comments:		PZ-5C	9.69 ft	Comments:	
PZ-1D	11.45 ft	Comments:		PZ-5D	10.46 ft	Comments:	
PW-2	15.97 ft	Comments:		PW-6	----- ft	Comments:	Injection fluid
PZ-2A	10.07 ft	Comments:		PZ-6A	11.07 ft	Comments:	
PZ-2B	10.44 ft	Comments:		PZ-6B	10.93 ft	Comments:	
PZ-2C	9.89 ft	Comments:		PZ-6C	11.15 ft	Comments:	
MW-7	----- ft	Comments:	Tube in riser	PZ-6D	10.97 ft	Comments:	Shown as RW-2 on map
PW-3	10.50 ft	Comments:		PW-7	----- ft	Comments:	Injection fluid
PZ-3A	10.53 ft	Comments:		MPI-6S	----- ft	Comments:	Injection fluid
PZ-3B	10.63 ft	Comments:		PZ-7B	10.73 ft	Comments:	
PZ-3C	11.08 ft	Comments:		OW-B	10.65 ft	Comments:	
PZ-3D	10.62 ft	Comments:		PZ-7D	----- ft	Comments:	Injection fluid
PW-4	16.70 ft	Comments:		PW-8	19.10 ft	Comments:	
PZ-4A	10.45 ft	Comments:		PZ-8A	7.72 ft	Comments:	
PZ-4B	10.10 ft	Comments:		PZ-8B	7.63 ft	Comments:	
PZ-4C	----- ft	Comments:	sealed over	PZ-8C	7.24 ft	Comments:	
PZ-4D	9.72 ft	Comments:		PZ-8D	7.38 ft	Comments:	

PUMPS IN OPERATION DURING MEASUREMENTS

RW-1 pump on? <input checked="" type="checkbox"/> Yes <input type="checkbox"/> No	PW-5 pump on? <input type="checkbox"/> Yes <input checked="" type="checkbox"/> No
PW-2 pump on? <input type="checkbox"/> Yes <input checked="" type="checkbox"/> No	PW-6 pump on? <input type="checkbox"/> Yes <input type="checkbox"/> No
PW-3 pump on? <input type="checkbox"/> Yes <input checked="" type="checkbox"/> No	PW-7 pump on? <input type="checkbox"/> Yes <input type="checkbox"/> No
PW-4 pump on? <input type="checkbox"/> Yes <input checked="" type="checkbox"/> No	PW-8 pump on? <input type="checkbox"/> Yes <input checked="" type="checkbox"/> No

Mr. C's CLEANERS OM&M

SUMMARY OF FIELD ACTIVITIES BY IEG - 5/2015

DATE	ACTIVITY
4-May	OM&M Weekly Inspection.
5-May	End of month summaries and expenses
9-May	Reinstall loose rubber port on Air Stripper. Changed bag filters.
11-May	OM&M office work. Weekly Inspection. Swept spruce needles off of Library Parking Lot.
12-May	OM&M Office work.
14-May	OM&M Sampling
18-May	OM&M Weekly Inspection and office work. Paint ID numbers on MWs.
20-May	Piezometer Readings
21-May	Changed bag filters. MW-7 - remove sampling tube.
22-May	OM&M Office work
26-May	OM&M Weekly Inspection. Filled (3) Redux drums with a mix of diluted Redux.
27-May	OM&M Office work

Mr. C's CLEANERS OM&M
STATUS OF FIELD ACTIVITIES BY IEG - 5/2015

ACTIVITY	DESCRIPTION	COMPLETION DATE/STATUS
PW-4 UE Level	Asphalt around Underground Enclosure has sunk, leaving it vulnerable to damage. Bring parking lot up to level with asphalt patch.	in progress
Rebuild JAC Pump as needed	Jesco America Corp recommends rebuilding the Redux pump when needed. Purchased rebuild kit.	in progress
Brace Effluent Pipe	David Szymanski (NYSDEC) inspected Treatment Room and said that the effluent pipe should be braced in (3) places to the north wall.	in progress
Inspect and clean Manholes	Inspect manholes near operating pumps. Pump out water in manholes and clean out remaining sediment and other material.	in progress
Trim Broken Piezometers	Many of the piezometers are broken. Measuring water levels is not precise when a pipe is broken. Identify and trim all broken piezometers.	in progress
Cool Treatment Room	Temperature in Treatment Room is well above 90 degrees during the summer months. Need to increase outside air inflow to the room.	in progress
Replace Air Stripper Exhaust	Present Air Stripper exhaust is very heavy and leaks moisture. Replace with lighter system.	in progress
PW-7 pitless adapter	Pitless adapter does not seal well. Repair or replacer pitless adapter	in progress
PW-8 pitless adapter	Pitless adapter feels brokent/does not seal well. Repair/replace pitless adapter	in progress
PW-6 pumping into itself	Water enters well when well pump is running. Suspect faulty check valve. Test and repair as needed.	in progress
Filter Housings are corroded	Flanges that seal filter baskets inside Rosedale Filter Housings are corroded. Sediment flows around filters instead of being trapped. Replace seals in existing housings (short term). Replace housings (long term).	in progress
Replace Air Stripper Latches	Around (6) latches on the Air Stripper trays are loose or broken. Reattach keepers with JB Weld. Replace broken latches and springs with new parts.	in progress
Repair Leaking Ball Valve	Influent ball valve near east side of EQ Tank drips. Inspect/clean and replace if necessary.	in progress
PZ-1B has damage	PZ-2B has surface concrete damage from severe winter conditions this year. Repair chipped concrete with epoxy material.	in progress
Redux usage rapidly increased	The rate of Redux usage increased rapidly during the past month despite turning the Jesco Pump settings to their lowest levels. Clean pump and test. Adjust clamps on Redux line.	in progress
Reduce Influent Pump Rate	Lab Tests have shown high levels of VOCs. Try lengthening the time that the Influent Pump runs to increase the Air Sparging time inside the Air Stripper	in progress
Add Air Sparging System	Lab Tests have shown high levels of VOCs. Try adding an Air Sparging system to the sump box of the Air Stripper to increase the treatment of the effluent.	in progress
MW OW-B is corroded through	The inner ring of this piezometer has corroded through. Repair the hole or replace inner ring.	in progress
Gas Heater not working	Gas Company turned our gas meter off because Treatment Room was not using any. Diagnose gas heater and repair as necessary.	Feb-15
MW ESI-3 has loose cover	Riser heaved up over the winter and is pushing up top cover. Cut riser down and refit top cover.	Apr-15
South Wall should be sealed	South Wall of Treatment Room has leaked into the neighboring unit several times when there have been water related problems. Trim wall insulation matting to reduce moisture retention. Seal base of wall with silicone caulking.	in progress

Mr. C's CLEANERS OM&M

SUMMARY OF WATER PUMP MAINTENANCE BY IEG - 2015

as of May 2015

ID	CLEAN & INSPECT PUMP	REPLACED PUMP	REPAIR PUMP	PITLESS ADAPTER	INNER RING	HORIZONTAL PIPE	CHECK VALVE	CLEAN & INSPECT TRANSDUCER	REPLACE TRANSDUCER	REPAIR TRANSDUCER	PUMP OUT WELL	CLEAN OUT & INSPECT ELECTRICAL BOX	ELECTRICAL BOX REPAIR
RW - 1	Jan 08, May 10, Jan 12	Feb 08, Jan 12	May 10, Nov 08					May 10, Jan 12					
PW - 2	Jun 08, Aug 09, May 10, Apr 13	Jul 08, Apr 13						Nov 11, May 10, Apr 13	Sep 09, Dec 11		Aug-09	Nov-11	Sep-09
PW - 3	Jun 08, Aug 09, May 10	Jul 08, Dec 11		Repair adapter				Aug 09, Nov 11	Dec 11		Aug-09	Nov-11	
PW - 4	Dec 07, May 08, Sep 09, May 10, Jan 12	Dec 07, Jan 12	Sep-13		Aug 13			May 10, Nov 11	Dec 11, Mar 08, Sep 08	Sep-08	Jul 09, Sep 09	Sep 09, Nov 11	Sep-09
PW - 5	Jan 12, May 08	Jul 08, Jan 12						Mar-11	Jan 12, Sep 08	Sep-09		Jan-12	
PW - 6	Jun 08, Jul 09, Jul 12, Nov 12	Jun 08, Jul 09, Aug 12, Nov 12				Jul 12, Nov 12		Aug 09, Jul 12, Dec 12, Apr 13	Sep-09	Jun-08	Aug-09	Aug 09, Sep 09	Jul 09, Sep 09
PW - 7	Jun 08, Jul 09, May 10, Oct 10, Aug 11, Mar 12, Jul 12, Nov 12	Nov 07, Jul 09, Oct 10, Nov 12				Jul 12, Nov 12		Oct 10, Aug 11, Mar 12, Jul 12, Dec 12		Jun-08	Aug 09, May 10, Aug 11		
PW - 8	Jun 08, Aug 09, May 10, Aug 11, Jul 12, Dec 12	Jul 08, Sep 09, Aug 11, Dec 12				Pipe 8/09, Jul 12		May 10, Aug 11, Jul 12, Dec 12, Apr 13			Aug 09, May 10, Aug 11	Apr-13	Apr-13

Mr. C's CLEANERS OM&M

SUMMARY OF WATER PUMP STATUS - 2015

as of May 2015

ID	NEEDS CLEANING & INSPECTION	NEEDS NEW PUMP	NEEDS NEW INNER RING	NEEDS P.A. OR PIPE	NEEDS WELL CLEAN-OUT	PITLESS ADAPTER	NEEDS HORIZONTAL LINE PURGE	NEEDS CHECK VALVE INSPECTION	NEEDS TRANSDUCER INSPECTION	NEEDS NEW TRANSDUCER	NEEDS ANEROID BELLOWS	NEEDS U.E. CLEANED	NEEDS U.E. REPAIR
RW-1	DONE 1/12	NO	PZ-1B		YES				NO	NO	NO	NO	YES - bolts
PW-2	NO	NO	NO		YES				NO		NO	NO	YES - bolts
PW-3	YES	NO	NO	REPAIRED 8/09	DONE 8/09				NO		NO	NO	NO
PW-4	DONE 9/13	NO	Replaced 8/13		DONE 9/09				NO		NO	NO	YES - Asphalt patch
PW-5	DONE 1/12	NO	NO		YES				NO	DONE 1/12	DONE 1/12	NO	NO
PW-6	YES	YES	NO	Replaced pipe 8/09	DONE 8/09		NO	YES	YES	NO	DONE 9/09	NO	DONE
PW-7	NO	NO	NO	Replaced pipe 8/09	YES	YES	NO		NO	NO	DONE	NO	NO
PW-8	NO	DONE 8/11	NO	Replaced pipe 8/09	NO	YES	YES		NO	NO	YES	NO	NO

Attachment B
Analytical Report from
Spectrum Analytical Laboratories

Analytical Data Package Work Order ID: P0858


Sampled by IEG: May 14, 2015

Received by Lab: May 15, 2015

Date of Final Report: May 26, 2015

Report Date:
26-May-15 12:49

- Final Report
 Re-Issued Report
 Revised Report



SPECTRUM ANALYTICAL, INC.
Laboratory Report

Ecology and Environment Engineering P.C.
368 Pleasant View Drive
Lancaster, NY 14086

Work Order: P0858
Project : Mr. C's Dry Cleaning
Project #: 10C3074.0011.03

Attn: Michael Steffan

<u>Laboratory ID</u>	<u>Client Sample ID</u>	<u>Matrix</u>	<u>Date Sampled</u>	<u>Date Received</u>
P0858-01	INFLUENT	Aqueous	14-May-15 11:30	15-May-15 09:41
P0858-02	EFFLUENT	Aqueous	14-May-15 11:30	15-May-15 09:41

I attest that the information contained within the report has been reviewed for accuracy and checked against the quality control requirements for each method. The results relate only to the samples(s) as received. This report may not be reproduced, except in full, without written approval from Spectrum Analytical.

All applicable NELAC or USEPA CLP requirements have been met.

Spectrum Analytical (Rhode Island) is accredited under the National Environmental Laboratory Approval Program (NELAP) and DoD Environmental Laboratory Accreditation Program (ELAP), holds Organic and Inorganic contracts under the USEPA CLP Program and is certified under several states. The current list of our laboratory approvals and certifications is available on the Certifications page on our web site at www.spectrum-analytical.com.

Please contact the Laboratory or Technical Director at 401-732-3400 with any questions regarding the data contained in the laboratory report.

Department of Defense	N/A
Connecticut	PH-0153
Delaware	N/A
Florida	E87664
Maine	2007037
Massachusetts	M-RI907
New Hampshire	2631
New Jersey	RI001
New York	11522
Rhode Island	LAI00301
USDA	P330-08-00023
USEPA - ISM	EP-W-09-039
USEPA - SOM	EP-W-11-033

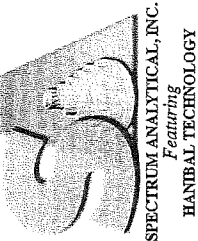


Certificate # L2247 Testing

Authorized by:

Yihai Ding
Laboratory Director

Sample Transmittal Documentation



SPECTRUM ANALYTICAL, INC.
Featuring
HANDBAL TECHNOLOGY

Page 6 of 7

CHAIN OF CUSTODY RECORD

11 Almgren Drive 8405 Benjamin Road, Ste A
Agawam, MA 01001 Tampa, FL 33634
(413) 789-9018 (813) 888-9507

Special Handling:

TAT: Indicate Date Needed: Std
All TATs subject to laboratory approval.
Min. 24-hour notification needed for rushes.
Samples disposed of after 60 days unless otherwise instructed.

Report To: E & E, Inc
368 Pleasantview Dr
Lancaster, NY 14086

Telephone #: (716) 684-8060
Project Mgr. Mike Steffan

1=Na₂S₂O₃ 2=HCl 3=H₂SO₄ 4=HNO₃ 5=NaOH 6=Ascorbic Acid 7=CH₃OH
8=NaHSO₄ 9=Deionized Water 10=H₃PO₄ 11=
DW=Drinking Water GW=Groundwater WW=Wastewater
O=Oil SW=Surface Water SO=Soil SL=Sludge A=Air
X1= X2= X3=

Invoice To: E & E, Inc

P.O. No.: _____ RQN: _____

Project No.: _____

Site Name: Mr Cs OMA M

Location: East Aurora State: NY

Sampler(s): R. Allen

List preservative code below:

1 2

QA/QC Reporting Notes:

Analyses:

Containers:

Lab Id:	Sample Id:	Date:	Time:	Type	Matrix	# of VOA Vials	# of Amber Glass	# of Clear Glass	# of Plastic
<u>0656</u>	<u>INFLUENT</u>			<u>G</u>	<u>GW</u>				
<u>013</u>	<u>INFLUENT</u>			<u>G</u>	<u>GW</u>				
<u>013</u>	<u>INFLUENT</u>			<u>G</u>	<u>GW</u>	<u>3</u>			
<u>013</u>	<u>EFFLUENT</u>			<u>G</u>	<u>GW</u>				
<u>013</u>	<u>EFFLUENT</u>			<u>G</u>	<u>GW</u>				
<u>013</u>	<u>EFFLUENT</u>			<u>G</u>	<u>GW</u>	<u>3</u>			

QA/QC Reporting Level

- Level I Level II
 Level III Level IV
 Other CAT A

State-specific reporting standards:

Please send another sample kit

Relinquished by:

Richard C Allen Jr

Received by:

[Signature]

Date:

03/15/14

Time:

09:41

Temp °C


37.0

EDD Format:

PDF

E-mail to msteffan@ene.com

Condition upon receipt: Ambient Iced Refrigerated DIVOAF Frozen Present Intact Broken Soil Jar Frozen



SPECTRUM ANALYTICAL, INC.

Featuring

HANIBAL TECHNOLOGY

** Volatiles **

1A - FORM I VOA-1
VOLATILE ORGANICS ANALYSIS DATA SHEET

EPA SAMPLE NO.

INFLUENT

Lab Name: SPECTRUM ANALYTICAL, INC. Contract: _____
 Lab Code: MITKEM Case No.: P0858 Mod. Ref No.: _____ SDG No.: SP0858
 Matrix: (SOIL/SED/WATER) WATER Lab Sample ID: P0858-01A
 Sample wt/vol: 5.00 (g/mL) ML Lab File ID: V8D9871.D
 Level: (TRACE/LOW/MED) LOW Date Received: 05/15/2015
 % Moisture: not dec. Date Analyzed: 05/20/2015
 GC Column: DB-624 ID: 0.25 (mm) Dilution Factor: 5.0
 Soil Extract Volume: _____ (uL) Soil Aliquot Volume: _____ (uL)
 Purge Volume: 5.0 (mL)

CAS NO.	COMPOUND	CONCENTRATION UNITS:		Q
		(ug/L or ug/Kg)	UG/L	
75-71-8	Dichlorodifluoromethane		5.0	U
74-87-3	Chloromethane		5.0	U
75-01-4	Vinyl chloride		14	
74-83-9	Bromomethane		5.0	U
75-00-3	Chloroethane		5.0	U
75-69-4	Trichlorofluoromethane		5.0	U
75-35-4	1,1-Dichloroethene		5.0	U
67-64-1	Acetone		25	U
75-15-0	Carbon disulfide		5.0	U
75-09-2	Methylene chloride		5.0	U
156-60-5	trans-1,2-Dichloroethene		5.0	U
1634-04-4	Methyl tert-butyl ether		3.0	J
75-34-3	1,1-Dichloroethane		5.0	U
78-93-3	2-Butanone		25	U
156-59-2	cis-1,2-Dichloroethene		300	
67-66-3	Chloroform		5.0	U
71-55-6	1,1,1-Trichloroethane		5.0	U
56-23-5	Carbon tetrachloride		5.0	U
107-06-2	1,2-Dichloroethane		5.0	U
71-43-2	Benzene		5.0	U
79-01-6	Trichloroethene		23	
78-87-5	1,2-Dichloropropane		5.0	U
75-27-4	Bromodichloromethane		5.0	U
10061-01-5	cis-1,3-Dichloropropene		5.0	U
108-10-1	4-Methyl-2-pentanone		25	U
108-88-3	Toluene		5.0	U
10061-02-6	trans-1,3-Dichloropropene		5.0	U
79-00-5	1,1,2-Trichloroethane		5.0	U
127-18-4	Tetrachloroethene		360	
591-78-6	2-Hexanone		25	U
124-48-1	Dibromochloromethane		5.0	U
106-93-4	1,2-Dibromoethane		5.0	U
108-90-7	Chlorobenzene		5.0	U
100-41-4	Ethylbenzene		5.0	U
1330-20-7	Xylene (Total)		5.0	U

1B - FORM I VOA-2
VOLATILE ORGANICS ANALYSIS DATA SHEET

EPA SAMPLE NO.

INFLUENT

Lab Name: SPECTRUM ANALYTICAL, INC. Contract: _____
 Lab Code: MITKEM Case No.: P0858 Mod. Ref No.: _____ SDG No.: SP0858
 Matrix: (SOIL/SED/WATER) WATER Lab Sample ID: P0858-01A
 Sample wt/vol: 5.00 (g/mL) ML Lab File ID: V8D9871.D
 Level: (TRACE/LOW/MED) LOW Date Received: 05/15/2015
 % Moisture: not dec. Date Analyzed: 05/20/2015
 GC Column: DB-624 ID: 0.25 (mm) Dilution Factor: 5.0
 Soil Extract Volume: _____ (uL) Soil Aliquot Volume: _____ (uL)
 Purge Volume: 5.0 (mL)

CAS NO.	COMPOUND	CONCENTRATION UNITS:		Q
		(ug/L or ug/Kg)	UG/L	
100-42-5	Styrene		5.0	U
75-25-2	Bromoform		5.0	U
98-82-8	Isopropylbenzene		5.0	U
79-34-5	1,1,2,2-Tetrachloroethane		5.0	U
541-73-1	1,3-Dichlorobenzene		5.0	U
106-46-7	1,4-Dichlorobenzene		5.0	U
95-50-1	1,2-Dichlorobenzene		5.0	U
96-12-8	1,2-Dibromo-3-chloropropane		5.0	U
120-82-1	1,2,4-Trichlorobenzene		5.0	U
76-13-1	1,1,2-Trichloro-1,2,2-trifluoroethane		5.0	U
110-82-7	Cyclohexane		5.0	U
79-20-9	Methyl acetate		5.0	U
108-87-2	Methylcyclohexane		5.0	U

1A - FORM I VOA-1
VOLATILE ORGANICS ANALYSIS DATA SHEET

EPA SAMPLE NO.

EFFLUENT

Lab Name: SPECTRUM ANALYTICAL, INC. Contract: _____
 Lab Code: MITKEM Case No.: P0858 Mod. Ref No.: _____ SDG No.: SP0858
 Matrix: (SOIL/SED/WATER) WATER Lab Sample ID: P0858-02A
 Sample wt/vol: 5.00 (g/mL) ML Lab File ID: V8D9870.D
 Level: (TRACE/LOW/MED) LOW Date Received: 05/15/2015
 % Moisture: not dec. Date Analyzed: 05/20/2015
 GC Column: DB-624 ID: 0.25 (mm) Dilution Factor: 1.0
 Soil Extract Volume: _____ (uL) Soil Aliquot Volume: _____ (uL)
 Purge Volume: 5.0 (mL)

CAS NO.	COMPOUND	CONCENTRATION UNITS:		Q
		(ug/L or ug/Kg)	UG/L	
75-71-8	Dichlorodifluoromethane		1.0	U
74-87-3	Chloromethane		1.0	U
75-01-4	Vinyl chloride		1.0	U
74-83-9	Bromomethane		1.0	U
75-00-3	Chloroethane		1.0	U
75-69-4	Trichlorofluoromethane		1.0	U
75-35-4	1,1-Dichloroethene		1.0	U
67-64-1	Acetone		5.0	U
75-15-0	Carbon disulfide		1.0	U
75-09-2	Methylene chloride		1.0	U
156-60-5	trans-1,2-Dichloroethene		1.0	U
1634-04-4	Methyl tert-butyl ether		1.0	U
75-34-3	1,1-Dichloroethane		1.0	U
78-93-3	2-Butanone		5.0	U
156-59-2	cis-1,2-Dichloroethene		1.0	U
67-66-3	Chloroform		1.0	U
71-55-6	1,1,1-Trichloroethane		1.0	U
56-23-5	Carbon tetrachloride		1.0	U
107-06-2	1,2-Dichloroethane		1.0	U
71-43-2	Benzene		1.0	U
79-01-6	Trichloroethene		1.0	U
78-87-5	1,2-Dichloropropane		1.0	U
75-27-4	Bromodichloromethane		1.0	U
10061-01-5	cis-1,3-Dichloropropene		1.0	U
108-10-1	4-Methyl-2-pentanone		5.0	U
108-88-3	Toluene		1.0	U
10061-02-6	trans-1,3-Dichloropropene		1.0	U
79-00-5	1,1,2-Trichloroethane		1.0	U
127-18-4	Tetrachloroethene		1.0	U
591-78-6	2-Hexanone		5.0	U
124-48-1	Dibromochloromethane		1.0	U
106-93-4	1,2-Dibromoethane		1.0	U
108-90-7	Chlorobenzene		1.0	U
100-41-4	Ethylbenzene		1.0	U
1330-20-7	Xylene (Total)		1.0	U


1B - FORM I VOA-2
VOLATILE ORGANICS ANALYSIS DATA SHEET

EPA SAMPLE NO.

EFFLUENT

Lab Name: SPECTRUM ANALYTICAL, INC. Contract: _____
 Lab Code: MITKEM Case No.: P0858 Mod. Ref No.: _____ SDG No.: SP0858
 Matrix: (SOIL/SED/WATER) WATER Lab Sample ID: P0858-02A
 Sample wt/vol: 5.00 (g/mL) ML Lab File ID: V8D9870.D
 Level: (TRACE/LOW/MED) LOW Date Received: 05/15/2015
 % Moisture: not dec. Date Analyzed: 05/20/2015
 GC Column: DB-624 ID: 0.25 (mm) Dilution Factor: 1.0
 Soil Extract Volume: _____ (uL) Soil Aliquot Volume: _____ (uL)
 Purge Volume: 5.0 (mL)

CAS NO.	COMPOUND	CONCENTRATION UNITS:		Q
		(ug/L or ug/Kg)	UG/L	
100-42-5	Styrene		1.0	U
75-25-2	Bromoform		1.0	U
98-82-8	Isopropylbenzene		1.0	U
79-34-5	1,1,2,2-Tetrachloroethane		1.0	U
541-73-1	1,3-Dichlorobenzene		1.0	U
106-46-7	1,4-Dichlorobenzene		1.0	U
95-50-1	1,2-Dichlorobenzene		1.0	U
96-12-8	1,2-Dibromo-3-chloropropane		1.0	U
120-82-1	1,2,4-Trichlorobenzene		1.0	U
76-13-1	1,1,2-Trichloro-1,2,2-trifluoroethane		1.0	U
110-82-7	Cyclohexane		1.0	U
79-20-9	Methyl acetate		1.0	U
108-87-2	Methylcyclohexane		1.0	U



SPECTRUM ANALYTICAL, INC.
Featuring
HANIBAL TECHNOLOGY

** Wet Chemistry **

Client: Ecology and Environment Engineering P.C.

Client Sample ID: INFLUENT

Lab ID: P0858-01

Project: Mr. C's Dry Cleaning

Collection Date: 05/14/15 11:30

Analyses	Result	Qual	RL	Units	DF	Date Analyzed	Batch ID
SM 2340B -- HARDNESS by Calculation							SM2340_W
Hardness, Ca/Mg (As CaCO3)	360		4.0	mg/L CaCO3		1 05/19/2015 8:33	82134
SM 4500 H+ B -- pH VALUE							SM4500_H+
pH	7.1		1.0	S.U.		1 05/15/2015 10:30	R89418

Qualifiers: ND - Not Detected at the Reporting Limit
 J - Analyte detected below quantitation limits
 B - Analyte detected in the associated Method Blank
 DF - Dilution Factor

S - Spike Recovery outside accepted recovery limits
 R - RPD outside accepted recovery limits
 E - Value above quantitation range
 RL - Reporting Limit

Client: Ecology and Environment Engineering P.C.

Client Sample ID: EFFLUENT

Lab ID: P0858-02

Project: Mr. C's Dry Cleaning

Collection Date: 05/14/15 11:30

Analyses	Result	Qual	RL	Units	DF	Date Analyzed	Batch ID
SM 2340B -- HARDNESS by Calculation							SM2340_W
Hardness, Ca/Mg (As CaCO3)	370		4.0	mg/L CaCO3		1 05/19/2015 8:37	82134
SM 4500 H+ B -- pH VALUE							SM4500_H+
pH	8.1		1.0	S.U.		1 05/15/2015 10:35	R89418

Qualifiers: ND - Not Detected at the Reporting Limit
 J - Analyte detected below quantitation limits
 B - Analyte detected in the associated Method Blank
 DF - Dilution Factor

S - Spike Recovery outside accepted recovery limits
 R - RPD outside accepted recovery limits
 E - Value above quantitation range
 RL - Reporting Limit

Table 1
Mr. C's Dry Cleaners Site Remediation
Site #915157
System Operation and Management

Month	Up-time		Treated Effluent (gallon)	VOC Removal	
	Reporting Hours	Operational Up-time		Influent VOCs (µg/L)	VOCs Removed (lbs.)
(Up-time from 9/5/02 to 12/29/14)	103,429.50	95.97%	124,813,504	NA	1,591.46
December 29, 2014 - February 4, 2015	888	100.00%	400,228	818	2.71
February 4, 2015 - March 3, 2015	648	100.00%	278,328	857	1.95
March 3, 2015 - March 30, 2015	648	100.00%	316,184	938	2.45
March 30, 2015 - May 4, 2015	840	100.00%	426,516	683	2.42
May 4, 2015 - June 2, 2015	696	100.00%	317,968	700	1.86
<i>Total in 2015</i>	<i>3,720.00</i>	<i>1.00</i>	<i>1,739,224</i>	<i>3,995.80</i>	<i>11.38</i>
<i>Total from startup</i>	<i>107,149.50</i>	<i>5.96</i>	<i>126,552,728.00</i>	<i>NA</i>	<i>1,602.84</i>

NOTES:

1. Up-time based as percentage of total reporting hours.
2. Treatment system operated by the Tyree Organization Ltd. from 9/02 - 9/03.
3. Treatment system operated by O&M Enterprises Inc. from 10/03 - 7/07.
4. Treatment system operated by Iyer Environmental Group from 7/07 to present.
5. VOC removal calculations are based on monthly water samples and assumes samples are representative of the entire reporting period.
6. VOC removal calculations assume that non-
7. Total VOCs summations include estimated "J" values.
8. VOC removal calculations are based on effluent totalizer readings.
9. "Influent VOCs" and "Effluent VOCs" values given above is the summation of values for individual compounds given in monthly analytical reports.
10. Unit conversion: 1 pound = 453,5924 grams, 1 gallon = 3.785 liters
11. Formula for the VOC removal calculation:

$$(VOCs_{influent} - VOCs_{effluent}) \cdot (1g/10^6 \mu g) \cdot (Monthly\ process\ water)(gal) \cdot (3.785\ L/gallon)$$

Table 2
Mr. C's Dry Cleaners Site Remediation
Site #915157
Effluent Discharge Criteria & Analytical Compliance Results

Parameter/Analyte	Daily Maximum ¹	Units	May 26, 2015 - Effluent Analytical Values - Compliance
Flow (Average)	N/A	gpd	10,964
Ph	6.0 - 9.0	standard units	8.10
1,1 Dichloroethene	10	µg/L	ND(<1.0)
1,1 Dichloroethane	10	µg/L	ND(<1.0)
cis-1,2-dichloroethene	10	µg/L	ND(<1.0)
Trichloroethene	10	µg/L	ND(<1.0)
Tetrachloroethene	10	µg/L	ND(<1.0)
Vinyl Chloride	10	µg/L	ND(<1.0)
Benzene	5	µg/L	ND(<1.0)
Ethylbenzene	5	µg/L	ND(<1.0)
Methylene Chloride	10	µg/L	ND(<1.0)
1,1,1 Trichloroethane	10	µg/L	ND(<1.0)
Toluene	5	µg/L	ND(<1.0)
Methyl-t-Butyl Ether (MTBE)	NA	ug/L	ND(<1.0)
o-Xylene ²	5	µg/L	NA
m, p-Xylene ²	10	µg/L	NA
Total Xylenes	NA	ug/L	ND(<1.0)
Iron, total	600	µg/L	NA ⁹
Aluminum	4,000	µg/L	NA ⁹
Copper	48	µg/L	NA ⁹
Lead	11	µg/L	NA ⁹
Manganese	2,000	µg/L	NA ⁹
Silver	100	µg/L	NA ⁹
Vanadium	28	µg/L	NA ⁹
Zinc	230	µg/L	NA ⁹
Total Dissolved Solids	850	mg/L	NA ⁹
Total Suspended Solids	20	mg/L	NA ⁹
Hardness	N/A	mg/L	370
Cyanide, Free	10	µg/L	NA ⁹

NOTES:

1. "Daily Maximum" excerpted from Attachment E of Addendum 1 to the Construction Contract Documents dated October 2000.
2. Analytical report did not differentiate between o-Xylene and m, p-Xylene. Total Xylene value reported is given in each line.
3. Shaded cells indicate that analytical value exceeds the "Daily Maximum."
4. "ND" indicates that the compound was not detected and lists the practical quantitation limit in parentheses.
5. "NA" indicates that analyses were not performed and data is unavailable.
6. Average flows based on effluent readings: May 4th, 2015 through June 2nd, 2015, Total gallons: 317,968 divided by 29 operating days.
7. "J" indicates an estimated value below the detection limit.
8. "B" indicates analyte found in the associated blank.
9. Removed from the required analysis list by NYSDEC Region 9 in February 2005.
10. "NS" indicates that the parameter analysis was not sampled.

40 Indicates non-compliance with the NYSDEC effluent discharge requirements
NR Indicates Not Reported by Lab

Table 3
Mr. C's Dry Cleaners Site Remediation
NYSDEC Site #915157
May 2015 VOC Analytical Summary

Compound	Based on the 05/26/15 Effluent Analytical Results				
	Influent Concentration*		Effluent Concentration**		Cleanup Efficiency***
	(ug/L)		(ug/L)		(%)
Acetone	ND (<25)	U	ND (<5.0)	U	NA
Benzene	ND (<5)	U	ND (<1.0)	U	NA
2-Butanone	ND (<5)	U	ND (<5.0)	U	NA
cis-1, 2-Dichloroethene	300		ND (<1.0)	U	100.00%
Chloroform	ND (<5)	U	ND (<1.0)	U	NA
Methylene chloride	ND (<4)	U	ND (<1.0)	U	NA
Methyl tert-butyl ether (MTBE)	3	J	ND (<1.0)	U	NA
Methyl acetate	ND (<5)	U	ND (<1.0)	U	NA
Tetrachloroethene (PCE)	360.0		ND (<1.0)	U	100.00%
Toluene	ND (<5)	U	ND (<1.0)	U	NA
Trichloroethene (TCE)	23.0		ND (<1.0)	U	100.00%
Carbon Disulfide	ND (<5)	U	ND (<1.0)	U	NA
1,1,2 Trichloro-1,2,2-trifluoroethane	ND (<5)	U	ND (<1.0)	U	NA
2-Hexanone	ND (<25)	U	ND (<5.0)	U	NA
4-Methyl-2-pentanone	ND (<25)	U	ND (<5.0)	U	NA
Cyclohexane	ND (<5)	U	ND (<1.0)	U	NA
trans-1,2-dichloroethene	ND (<5)	U	ND (<1.0)	U	NA
Chlorobenzene	ND (<5)	U	ND (<1.0)	U	NA
Methylcyclohexane	ND (<5)	U	ND (<1.0)	U	NA
Ethylbenzene	ND (<5)	U	ND (<1.0)	U	NA
Methyl acetate	ND (<5)	U	ND (<1.0)	U	NA
Vinyl Chloride	14		ND (<1.0)	U	100.00%
Total Xylenes	ND (<5)	U	ND (<1.0)	U	NA
<ul style="list-style-type: none"> The 1st progress monitoring sampling of the groundwater wells associated with the "pilot" bioaugmentation program was performed on July 1-2, 2013. 					
		700.0			0.00
					100.00%

Notes:

- "NA" = Not applicable
- "U" = Compound analyzed, but was not detected. Detection limit in parentheses.
- "DJ" or "J" indicates an estimated value below the practical quantitation limit but above the method detection limit.
- Non-detect values are assumed to be equal to zero for calculation of monthly average concentrations.
- "D" indicates the compound concentration was obtained from a secondary dilution analysis.
- Acetone was not detected in the influent sample above the MDL but detected in the effluent sample. It is not a contaminant of concern for the Mr. C's site.

* Detection Limits (<10) and (<50)

** Detection Limits (<1) and (<5)

*** Contaminants of Concern only

Attachment C
Summary of Site Utility Costs and Projections
January to December 2015

Mr. C's Dry Cleaners Site - Remedial Treatment Utility Costs
NYSDEC Work Assignment #10C3074.0010.03
12 Months of System Operation and Maintenance
May 2015 Report

Utility Provider	Account #	E&E Cost Center	Description	Jan-2015	Feb-2015	Mar-2015	Apr-2015	May-2015	Jun-2015	Utility Budget:	Electric:
New York State E&G	1001-0310-422	EN-003229-0001-03TT0	Mr. C's Electric Costs	\$ 1,941.66	\$ 1,544.32		\$ 1,341.46	\$ 986.19			\$25,300.00
New York State E&G	76-311-11-015900-18		Mr. C's Natural Gas Costs				\$ 93.17	\$ 34.73			\$540.00
National Fuel Gas	5819628-05		Totals	\$ 1,941.66	\$ 1,544.32	\$ -	\$ 1,434.63	\$ 1,020.92	\$ -		\$1,120.00
			Mr. C's Electric Costs								\$20,960.00
			Mr. C's Natural Gas Costs	\$0.00							
			Totals	\$0.00							
			Electric - Mr. C's		\$5,813.63						
			Natural Gas - Mr. C's		127.90						
			Grand Total - NYSE&G/National Fuel Gas Costs To Date	\$ 5,941.53							

Phone	Phone #	E&E Cost Center	Location Description	Jan-2015	Feb-2015	Mar-2015	Apr-2015	May-2015	Jun-2015	Estimated Reading	In red -adjusted billing
Verizon	716-652-0094	EN-003229-0001-03TT0	Mr. C's Telephone Costs								
			Totals								
			Verizon Costs to Date - Mr. C's								
			Grand Total All Utilities To Date	\$ 5,941.53							

Ave./Month	Electric	Telephone	Gas	Total
\$ 1,453.41				
\$ 69.95				
\$ 1,517.36				

Mr. C's Dry Cleaners Site - Remedial Treatment Utility Costs										ATTACHMENT C	
NYSDEC Work Assignment #11										Budget Remaining:	
12 Months of System Operation and Maintenance										Electric:	\$19,486.37
May 2015 Report										Telephone:	\$540.00
										Gas	\$992.10
										Total:	\$21,018.47
Month	Optimum Operating Hours	Actual Operating Hours	Up-time Percentage	Capacity	Comments:	Capacity	Up-time Percentage	Actual Operating Hours	Optimum Operating Hours		
January-15	888	888	100.00%	9.6%	Cold and Snow	9.6%	100.00%	888	888		
February-15	648	648	100.00%	9.2%	Extremely Cold	9.2%	100.00%	648	648		
March-15	648	648	100.00%	10.4%	Cold & Hainy	10.4%	100.00%	648	648		
April-15	840	840	100.00%	10.8%	Warmer Temperatures, Normal Rain	10.8%	100.00%	840	840		
May-15	696	696	100.00%	9.8%	Spring time	9.8%	100.00%	696	696		
June-15			#DIV/0!								
July-15			#DIV/0!								
August-15			#DIV/0!								
September-15			#DIV/0!								
October-15			#DIV/0!								
November-15			#DIV/0!								
December-15			#DIV/0!								
Totals to Date	3720	3720	100.00%								
* Percent Capacity is based on initial operating groundwater flows from the eight installed pumps from 9/02. Evaluated on total gallons discharged for monthly operating time. Maximum pump discharges calculated as an average of 78 gpm as the total for all 8 pumps at the site if all pumps operate 100%. With the exception of groundwater pump RW-1, all others run on a batch basis.											
Monthly Average Costs											
Mr. C's Electric	\$	1,453.41									
Agway Electric	\$	-									
Mr. C's Gas	\$	63.95									
Mr. C's Telephone	\$	-									
Ave. Utility Cost Total	\$	1,517.36	times				12 Month Estimate			\$19,725.65	