



ecology and environment engineering, p.c.

BUFFALO CORPORATE CENTER
368 Pleasantview Drive, Lancaster, New York 14086
Tel: 716/684-8060, Fax: 716/684-0844

September 8, 2005

Mr. David Chiusano, Project Manager
New York State Department of Environmental Conservation
Division of Environmental Remediation
Bureau of Construction Services
625 Broadway, 12th Floor
Albany, New York 12233 - 7010

Re: Mr. C's Dry Cleaners Site, Contract # D003493-27.5, Site # 9-15-157
August 2005 Operations, Maintenance, and Monitoring Report

Dear Mr. Chiusano:

Ecology and Environment Engineering, P.C. (EEEPC) is pleased to provide this August 2005 Operation, Maintenance, and Monitoring (OM&M) Report for the Mr. C's Dry Cleaners Site, NYSDEC Site # 9-15-157, located in East Aurora, New York. Copies of weekly inspection reports from EEEPC's subcontractor O&M Enterprises, Inc. (OMEI) are provided as Attachment A. Selected pages from the individual analytical data packages prepared by Severn - Trent Laboratories (STL) are provided as Attachment B. All analytical results for the report were analyzed at the lowest detection limits in accordance with the method standard. Remedial treatment system utility costs are provided as Attachment C. The inspections for operations and maintenance of the subslab depressurization systems of the First Presbyterian Church of East Aurora and 27 Whaley have been provided as Attachment D. Further discussion of the depressurization system are provided in the operational summary of the report.

In review of the on-site treatment system operations, monitoring and maintenance for August 2005, EEEPC offers the following comments and highlights:

Operational Summary

- The treatment system was operational for approximately 100% of the period between 8/1/05 and 8/29/05. Table 1 is provided to indicate the monthly operational time of the treatment equipment from the time of system startup.
- The effluent totalizer readings for the month of August 2005 indicate that approximately 1,443,195 gallons of groundwater were processed through the treatment system from 8/1/05 through 8/29/05. Table 2 provides a summary of groundwater volume treated since system start-up. Historical volumes are based on totalizer readings provided by the O&M subcontractor's weekly inspection forms.
- Filters in the influent bag filter unit were replaced during weekly inspections on 8/1/05, 8/15/05, and 8/29/05.
- Checklists for weekly system inspections from OMEI are provided as Attachment A for 8/1/05, 8/8/05, 8/15/05, 8/22/05 and 8/29/05. Weekly system checks indicated that the air stripper differential pressure was between 18 and 22 inches

of water during the month of August 2005. Maintaining the differential pressure of the stripper trays between 17 and 30 inches of water is critical for treated effluent to be in compliance with the discharge criteria.

- The feed rate for the new sequestering agent stabilized at 2.5mg/L.
- Pumps were replaced on groundwater pumping wells PW-6 and PW-8.
- A new, higher capacity overload relay was installed on the RW-1 starter. A higher horsepower pump on RW-1 is planned for installation in September.
- A copy of the site utility costs from EEEPC operations from October 2004 to date is provided as Attachment C.
- The September compliance sampling is planned to take place on September 6, 2005.
- The sampling of the monitoring wells at the Agway site is planned for September 6-9, 2005.
- The operations and maintenance review of the subslab depressurization system for the Presbyterian Church indicates that the system is achieving the anticipated goals of the installation. Minor issues were noticed during the facility review of the system. These include:
 - caulking in Room 114 at the wall penetration from the classroom to the bathroom is checked and missing on both the classroom and bathroom walls.
 - during periods of rain or high groundwater conditions in the spring or winter, the sound of sucking water is heard from the #3 subslab point in the lower meeting room (Pillar Room).

Corrective actions will be performed on the checked and missing caulking.

Further evaluation by EEEPC will be performed and reported on noise of water in the Pillar Room. The completed field report is provided in Attachment D.

- The operations and maintenance review of the subslab depressurization system for 27 Whaley indicated the system is in operational condition and is achieving the anticipated goals of the installation. The next review of the system will be in six months or March 2006. The completed full inspection report is provided in Attachment D.

Analytical Summary – Groundwater

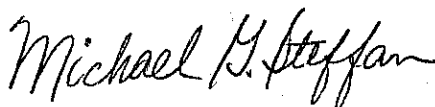
- EEEPC and OMEI personnel collected samples of influent and effluent groundwater for the reporting period 8/1/05 to 8/29/05 on August 1, 2005 as part of the normal weekly O&M services. At the request of the Department the lowest possible method detection limits were used for the analysis. The analytical results for the August 2005 sampling events are presented in Table 3.
- The August 2005 analytical results indicate that the treated groundwater effluent was below the site specific Effluent Discharge Limitation Requirements for all compounds including PCE. A comparison between the August 2005 analytical results and the Effluent Discharge Limitation Requirements for the site are provided in Table 4. The treatment system remains in operational and regulatory compliance during the month of August 2005.

Mr. Dave Chiusano, Project Manager
September 8, 2005
Page 3 of 3

- Approximately 15.7 pounds of VOCs were removed from the influent groundwater based on calculations using the effluent discharge analytical results during the reporting period. A summary of the calculated pounds of VOC's by month and by date are located in Table 5. These values are calculated based on effluent totalizer readings and assumes that non-detect values given in the analytical data package = 0 µg/L and that the monthly samples are indicative of the influent characteristics and system performance for the entire reporting period.
- The Agway/Matrix system remains in operation since start up in April 2005. OMEI continues to review the system operations on a weekly basis. All air sparge points continue to be functional except for one point in the north area of the field.
- EEEPC plans to purge and sample the onsite wells on the Agway property in September 2005 to evaluate the specific remedial cleanup. The Agway monitoring well sampling is scheduled to take place on September 6-9, 2005.

If you have any questions regarding the August 2005 O&M report summary submitted, please call me a 716-684-8060.

Very Truly Yours,



Michael G. Steffan
Project Manager
Ecology and Environment Engineering, P. C.

cc: D. Szymanski/G. Sutton, Region 9, NYSDEC - Buffalo w/ attachments
R. Becken, O&M Enterprises w attachments
D. Miller, E&E-Buffalo w/ attachments
CTF- 000699.NY06.05

Attachment A
OMEI Weekly Inspection Reports
August 2005

Table 1
Mr. C's Dry Cleaners Site Remediation
Site #9-15-157
System Operational Time

Month	Reporting Hours	Operational Up-time
September 2002	576	100%
October 2002	744	99.33%
November 2002	720	93.41%
December 2002	744	80.65%
January 2003	744	59.15%
February 2003	672	63.39%
March 2003	744	82.39%
April 2003	720	100%
May 2003	744	100%
June 2003	720	90.00%
July 2003	744	100%
August 2003	744	100%
September 1-4, 2003	96	100%
October 22 -29, 2003	168	100%
October 29 - November 25, 2003	648	99%
November 25 - December 29, 2003	816	100%
December 29, 2003 -- January 26, 2004	672	100%
January 26 -- February 24, 2004	696	100%
February 24 -- March 29, 2004	816	99.97%
March 29 -- April 26, 2004	672	99.70%
April 26 -- May 24, 2004	696	73.70%
May 24 -- June 21, 2004	696	99.43%
June 22 -- July 26, 2004	840	100%
July 27 -- August 23, 2004	672	100%
August 23 - September 27, 2004	840	97.62%
September 27 - October 25, 2004	672	90.33%
October 25 - November 23, 2004	696	92.17%
November 23 - December 27, 2004	816	97.06%
December 27, 2004 - January 31, 2005	840	100%
January 31, 2005 - February 28, 2005	660	98.20%
February 28, 2005 - April 4, 2005	828	98.60%
April 4, 2005 - May 2, 2005	696	87.50%
May 2, 2005 - June 6, 2005	840	91.43%
June 6, 2005 - July 6, 2005	744	86.60%
July 6, 2005 - August 1, 2005	605.5	97.00%
August 1, 2005 - August 29, 2005	696	100.00%

Average Operational Up-time = 93.80%

NOTES:

1. Up-time based as percentage of total reporting hours
2. Treatment system operated by the Tyree Organization Ltd. from 9/02-9/03.
3. Treatment system operated by O&M Enterprises Inc. from 10/03 - present.

Table 2
Mr. C's Dry Cleaners Site Remediation
Site #9-15-157
Monthly Process Water Volumes

Month	Actual Period	Gallons
September 2002 ¹	9/5/02 - 10/2/02	4,362,477
October 2002 ¹	10/2/02 - 11/4/02	4,290,429
November 2002 ¹	11/4/02 - 12/2/02	3,326,126
December 2002 ¹	12/2/02 - 1/7/03	3,349,029
January 2003 ¹	1/7/03 - 2/3/03	1,973,144
February 2003 ¹	2/3/03 - 3/10/03	2,158,771
March 2003 ¹	3/10/03 - 4/7/03	3,263,897
April 2003 ¹	4/7/03 - 5/2/03	2,574,928
May 2003 ¹	5/2/03 - 6/2/03	1,652,538
June 2003 ¹	6/2/03 - 6/30/03	2,002,990
July 2003 ¹	6/30/03 - 7/29/03	2,543,978
August 2003 ¹	7/29/03 - 8/25/03	2,042,424
September 2003 ¹	8/25/03 - 10/22/03	370,446
October 2003 ²	10/22/03 - 10/29/03	67,424
November 2003 ²	10/29/03 - 11/25/03	224,278
December 2003 ²	11/25/03 - 12/29/03	1,496,271
January 2004 ²	12/29/03 - 01/26/04	688,034
February 2004 ²	01/26/04 - 02/24/04	736,288
March 2004 ²	02/24/04 - 03/29/04	2,164,569
April 2004 ²	03/29/04 - 04/26/04	1,741,730
May 2004 ²	4/26/2004 - 5/24/2004	1,408,095
June 2004 ²	5/24/2004 - 6/21/2004	972,132
July 2004 ²	6/22/2004 - 7/26/2004	1,858,790
August 2004 ²	7/27/04 - 8/23/04	1,289,960
September 2004 ²	8/23/04 - 9/27/04	1,201,913
October 2004 ²	9/27/04 - 10/25/04	937,560
November 2004 ²	10/25/04 - 11/23/04	1,098,158
December 2004 ²	11/23/04 - 12/27/04	1,556,063
January 2005 ²	12/27/04 - 1/31/05	1,798,238
February 2005 ²	1/31/05 - 2/28/05	1,271,562
March 2005 ²	2/28/05 - 4/4/05	1,295,692
April 2005 ²	4/4/05 - 5/2/05	1,652,510
May 2005 ²	5/2/05 - 6/6/05	1,423,099
June 2005 ²	6/6/05 - 7/6/05	877,988
July 2005 ²	7/6/05 - 8/1/05	1,283,302
August 2005 ²	8/1/05 - 8/29/05	1,443,195
	Total	62,398,028

NOTES:

1. System operated by Tyree Organization Ltd. From 9/02 - 9/03
2. System operated by O&M Enterprises from 10/03 - present

Table 3
Mr. C's Dry Cleaners Site Remediation
NYSDEC Site #9-15-157
August 2005 VOC Analytical Summary

Compound	August 1, 2005		
	Influent Concentration (µg/L)	Effluent Concentration (µg/L)	Cleanup Efficiency (%)
Acetone	ND (<250)	37.0	NA
2-Butanone	ND (<250)	13	NA
Methylene chloride	20 J	ND	NA
Methyl tert-butyl ether	ND (<50)	0.4 J	NA
Tetrachloroethene	1300	0.86 J	99.93%
Toluene	ND (<50)	ND	NA
Trichloroethene	39 J	0	100.00%
Total Xylenes	ND (<150)	ND	NA

August TOTAL (in ug/L) = 1359.0 51.26

Notes:

1. "NA" = Not applicable
2. "ND" = Non-detect and lists the detection limit in parentheses
3. "J" indicates an estimated value below the practical quantitation limit but above the method detection limit.
4. Non-detect values are assumed to be equal to zero for calculation of monthly average

Table 4
Mr. C's Dry Cleaners Site Remediation
Site #9-15-157
Effluent Discharge Criteria & Analytical Compliance Results

Parameter/Analyte	Daily Maximum ¹	Units	August 1, 2005 Effluent Analytical Values
Flow	216,000	gpd	49,765.3 gpd ⁶
pH	6.0 - 9.0	standard units	8.17
1,1 Dichloroethene	10	µg/L	ND (<1.0)
1,2 Dichloroethane	10	µg/L	ND (<1.0)
Trichloroethene	10	µg/L	ND (<1.0)
Tetrachloroethene	10	µg/L	0.86 J
Vinyl Chloride	10	µg/L	ND (<1.0)
Benzene	5	µg/L	ND (<1.0)
Ethylbenzene	5	µg/L	ND (<1.0)
Methylene Chloride	10	µg/L	ND (<1.0)
1,1,1 Trichloroethane	10	µg/L	ND (<1.0)
Toluene	5	µg/L	ND (<1.0)
Methyl-t-Butyl Ether (MTBE)	NA	ug/L	0.40 J
o-Xylene ³	5	µg/L	NA
m, p-Xylene ³	10	µg/L	NA
Total Xylenes	NA	ug/L	NA
Iron, total	600	µg/L	NA
Aluminum	4,000	µg/L	NA
Copper	48	µg/L	NA
Lead	11	µg/L	NA
Manganese	2,000	µg/L	NA
Silver	100	µg/L	NA
Vanadium	28	µg/L	NA
Zinc	230	µg/L	NA
Total Dissolved Solids	850	mg/L	NA
Total Suspended Solids	20	mg/L	NA
Hardness	N/A	mg/l	411
Cyanide, Free	10	µg/L	NA

NOTES:

1. "Daily Maximum" excerpted from Attachment E of Addendum 1 to the Construction Contract Documents.
2. Analytical report did not differentiate between o-Xylene and m, p-Xylene. Total Xylene value reported is given in each line.
3. Shaded cells indicate that analytical value exceeds the "Daily Maximum"
4. "ND" indicates that the compound was not detected and lists the practical quantitation limit in parentheses.
5. "NA" indicates that analyses were not performed and data is unavailable.
6. Average flows based on effluent readings taken August 1, 2005 through August 29, 2005. Total gallons 1,443,195 divided by 29 operating days.
7. "J" indicates an estimated value.
8. "B" indicates analyte found in the associated blank.

 Indicates non-compliance with the effluent discharge requirements

Table 5
Mr. C's Dry Cleaners Site Remediation
Site #9-15-157
Monthly VOCs Removed From Groundwater

Month	Actual Period	Influent VOCs (µg/L)	Effluent VOCs (µg/L)	VOCs Removed (lbs.)
September 2002 ⁶	9/5/02 - 10/2/02	1297	1	47.2
October 2002 ⁶	10/2/02 - 11/4/02	2000	1	71.6
November 2002 ⁶	11/4/02 - 12/2/02	1685	0	46.8
December 2002 ⁶	12/2/02 - 1/7/03	1586	9	44.1
January 2003 ⁶	1/7/03 - 2/3/03	1803	10	29.5
February 2003 ⁶	2/3/03 - 3/10/03	1985	3	35.7
March 2003 ⁶	3/10/03 - 4/7/03	1990	5	54.1
April 2003 ⁶	4/7/03 - 5/2/03	1656	3	35.5
May 2003 ⁶	5/2/03 - 6/2/03	1623	7	22.3
June 2003 ⁶	6/2/03 - 6/30/03	5787	6	96.6
July 2003 ⁶	6/30/03 - 7/29/03	1356	1	28.8
August 2003 ⁶	7/29/03 - 8/25/03	1263	3	21.5
September 2003 ⁶	8/25/03 - 10/22/03	1263	3	3.9
October 2003 ⁷	10/22/03 - 10/29/03	1693.69	1.47	1.0
November 2003 ⁷	10/29/03 - 11/25/03	2510.83	4.4	4.7
December 2003 ⁷	11/25/03 - 12/29/03	503.3	10.5	6.2
January 2004 ⁷	12/29/03 - 01/26/04	3667	15.8	21.0
February 2004 ⁷	01/26/04 - 02/24/04	3348.6	26.7	20.4
March 2004 ⁷	02/24/04 - 03/29/04	1939.3	4.96	34.9
April 2004 ⁷	03/29/04 - 04/26/04	2255	0.0	32.8
May 2004 ⁷	4/26/2004 - 5/24/2004	2641	13.3	30.9
June 2004 ⁷	5/24/2004 - 6/21/2004	1454	1.7	22.5
July 2004 ⁷	6/22/2004 - 7/26/2004	1313	3.6	20.3
August 2004 ⁷	7/27/04 - 8/23/04	2305	7.4	24.7
September 2004 ⁷	8/23/04 - 9/27/04	1453	6.7	14.5
October 2004 ⁷	9/27/04 - 10/25/04	1504	14.3	11.7
November 2004 ⁷	10/25/04 - 11/23/04	1480	36.42	13.2
December 2004 ^{7,8}	11/23/04 - 12/27/04	1562	132.21	18.6
January 2005 ⁷	12/27/04 - 1/31/05	1264	47.5	18.3
February 2005 ⁸	1/31/05 - 2/28/05	1538	53.2	15.8
March 2005 ⁹	2/28/05 - 4/4/05	931	56.0	9.5
April 2005 ⁹	4/4/05 - 5/2/05	1269	111.7	15.96
May 2005 ⁹	5/2/05 - 6/6/05	1431	319.0	13.20
June 2005 ⁹	6/6/05 - 7/6/05	1126	12	8.16
July 2005 ⁹	7/6/05 - 8/1/05	1575	5.90	16.80
August 2005 ⁹	8/1/05 - 8/29/05	1359	51.26	15.70
Total pounds of VOCs removed from inception =				928.04

NOTES:

- Calculations are based on monthly water samples and assumes samples are representative of the entire reporting period.
- Calculations assume that non-detect values = 0 µg/L.
- Total VOCs summations include estimated "J" values.
- Calculations are based on effluent totalizer readings.
- "Influent VOCs" and "Effluent VOCs" values given above is the summation of values for individual compounds given in monthly analytical reports.
- No samples were collected in September 2003. August 2003 values are used.
- Treatment system operated by Tyree Organization, Ltd. from 9/02 to 9/03.
- Treatment system operated by O&M Enterprises from 10/03 to present.
- Average influent and effluent concentrations used for December 2004.

CONVERSIONS:

1 pound = 453.5924 grams
 1 gallon = 3.785 liters

Pounds of VOCs removed calculated by the following formula:

$$(1359 \text{ } \mu\text{g/L} - 51.26 \text{ } \mu\text{g/L}) * (1 \text{ g} / 10^6 \text{ } \mu\text{g}) * (1 \text{ lb} / 453.5924 \text{ g}) * 1,443,195 \text{ gallons} * (3.785 \text{ L} / \text{gallon}) \sim 15.7 \text{ lbs}$$

where 1,443,195

gallons is the monthly process water volume.

Attachment A
OMEI Weekly Inspection Reports
August 2005

Mr. C's Dry Cleaners Site
NYSDEC Site #9-15-157
System Inspection Form

Date/Time 8/01/05 8:55

Inspection personnel RC Becken

Other personnel on site J. Mayes D. Carrier

Weather Conditions sunny, clear 78 degrees

Are all well pumps operating in auto? (YES) NO
If "NO", provide explanation

Provide water level readings on control panel

RW-1	(ON)	OFF	<u>5</u>	ft
PW-2	ON	(OFF)	<u>5</u>	ft
PW-3	ON	(OFF)	<u>7</u>	ft
PW-4	ON	(OFF)	<u>4</u>	ft
PW-5	ON	(OFF)	<u>6</u>	ft
PW-6	(ON)	OFF	<u>8</u>	ft
PW-7	(ON)	OFF	<u>5</u>	ft
PW-8	(ON)	OFF	<u>8</u>	ft
Equalization tank			<u>4</u>	ft

Influent Flow Rate 35.01 gpm

Influent Totalizer Reading 2670374 gallons

Sequestering agent drum level 11 in.

Amount of sequestering agent remaining ~15 gallons

Sequestering agent feed rate 2 ml/min.

Sequestering agent metering Pump Pressure 0 psi

Bag filter top pressure 22 18 psi

Bag filter bottom pressure 0 0 psi

**Mr. C's Dry Cleaners Site
NYSDEC Site #9-15-157
System Inspection Form**

Influent feed pump in use (#1) #2

Influent Pump Pressure _____ 8 psi

Air stripper blower in use #1 (#2)

Air stripper differential pressure _____ 3.5 inches H₂O

Air stripper r Pressure _____ 19 inches H₂O

Effluent feed pump in use #1 (#2)

Effluent feed pump pressure _____ 7 psi

Effluent flow rate _____ ~90 gpm

Effluent Totalizer reading _____ 13226051 gallons

Are building heaters in use? YES (NO)

Ambient air temperature _____ 77 degrees F

Are any leaks present? YES (NO)

Is sump pump in use? YES (NO)

Water level in sump _____ 4

Is treatment building clean and organized? (YES) NO

Samples collected? (YES) NO

	Sample ID	Time of Sampling	pH	Turbidity	Temp.
Air stripper influent	influent	1:45	7.81	5.57	59.7
Air stripper effluent	effluent	1:55	8.01	3.18	62.6
GAC influent	_____		NA	NA	
GAC effluent	_____		NA	NA	

Is there evidence of tampering/vandalism of wells? YES (NO)

Were manholes inspected? YES NO

Were electrical boxes inspected? YES (NO)

Is water present in any manholes or electrical boxes? (YES) NO

(If yes, provide manhole/electric box ID and description of any corrective measures on the following page.)

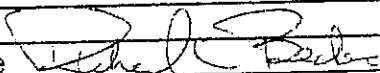
Mr. C's Dry Cleaners Site
NYSDEC Site #9-15-157
System Inspection Form

Other observations: _____

Agway System 10" vacuum
 120 psi at compressor
 Bank 1 off
 Bank 2 on SP-5 and SP-8 no air flow
 SP-6 and SP-7 2.5-3.0 SCFM air flow

Describe any other system maintenance performed

Changed filter influent flow increased to 74.24 gpm
Installed new duct work to replace what had melted early in July
Installed high low temperature alarms for building tied into the auto dailer, changed
autodailer now it will say what alarm is active instead of saying a channel and then
checking the list to see what channel corresponds to what alarm.

Signature 

**Mr. C's Dry Cleaners Site
NYSDEC Site #9-15-157
Piezometer Water Level Log**

Date 8/1/2005

Measurements taken by RC Becken

PW-5	<u>18.57</u>	ft	Comments _____
PZ-5A	<u>11.06</u>	ft	Comments _____
PZ-5B	<u>11.03</u>	ft	Comments _____
PZ-5C	<u>10.89</u>	ft	Comments _____
PZ-5D	<u>11.47</u>	ft	Comments _____
PW-6	<u>17.97</u>	ft	Comments _____
PZ-6A	<u>11.82</u>	ft	Comments _____
PZ-6B	<u>11.69</u>	ft	Comments _____
PZ-6C	<u>12.01</u>	ft	Comments _____
PZ-6D	<u>11.71</u>	ft	Comments _____
PW-7	<u>20.06</u>	ft	Comments _____
MPI6S	<u>11.29</u>	ft	Comments _____
PZ-7B	<u>12.09</u>	ft	Comments _____
OCW	<u>11.63</u>	ft	Comments _____
PZ-7D	<u>11.63</u>	ft	Comments _____
PW-8	<u>19.96</u>	ft	Comments _____
PZ-8A	<u>8.52</u>	ft	Comments _____
PZ-8B	<u>8.43</u>	ft	Comments _____
PZ-8C	<u>7.99</u>	ft	Comments _____
PZ-8D	<u>8.25</u>	ft	Comments _____

PW-5 pump on during measurements? YES (NO)
 PW-6 pump on during measurements? (YES) NO
 PW-7 pump on during measurements? YES (NO)
 PW-8 pump on during measurements? (YES) NO

Mr. C's Dry Cleaners Site
NYSDEC Site #9-15-157
System Inspection Form

Date/Time 8/8/05 9:10

Inspection personnel RC Becken

Other personnel on site Jim Mayes

Weather Conditions sunny 75 degrees

Are all well pumps operating in auto? (YES) NO
If "NO", provide explanation

Provide water level readings on control panel

RW-1	(ON)	OFF	<u>6</u>	ft
PW-2	ON	(OFF)	<u>6</u>	ft
PW-3	ON	(OFF)	<u>3</u>	ft
PW-4	(ON)	OFF	<u>5</u>	ft
PW-5	(ON)	OFF	<u>7</u>	ft
PW-6	(ON)	OFF	<u>12</u>	ft
PW-7	(ON)	OFF	<u>5</u>	ft
PW-8	ON	(OFF)	<u>6</u>	ft
Equalization tank			<u>4</u>	ft

Influent Flow Rate 54.82 gpm

Influent Totalizer Reading 32101195 gallons

Sequestering agent drum level ~10 in.

Amount of sequestering agent remaining ~13 gallons

Sequestering agent feed rate 2.5 ml/min.

Sequestering agent metering Pump Pressure 0 psi

Bag filter top pressure 0 10 psi

Bag filter bottom pressure 0 0 psi

**Mr. C's Dry Cleaners Site
NYSDEC Site #9-15-157
System Inspection Form**

Influent feed pump in use (#1) #2

Influent Pump Pressure _____ 7 psi

Air stripper blower in use #1 (#2)

Air stripper differential pressure _____ 2.5 inches H₂O

Air stripper r Pressure _____ 18 inches H₂O

Effluent feed pump in use #1 (#2)

Effluent feed pump pressure _____ 6 psi

Effluent flow rate _____ 96 gpm

Effluent Totalizer reading _____ 13539226 gallons

Are building heaters in use? YES (NO)

Ambient air temperature _____ 80 degrees F

Are any leaks present? YES (NO)

Is sump pump in use? YES (NO)

Water level in sump _____ 4

Is treatment building clean and organized? (YES) NO

Samples collected? YES (NO)

	Sample ID	Time of Sampling	pH	Turbidity	Temp.
Air stripper influent					
Air stripper effluent					
GAC influent	_____		NA	NA	
GAC effluent	_____		NA	NA	

Is there evidence of tampering/vandalism of wells? YES (NO)

Were manholes inspected? YES (NO)

Were electrical boxes inspected? (YES) NO

Is water present in any manholes or electrical boxes? (YES) NO

(If yes, provide manhole/electric box ID and description of any corrective measures on the following page.)

Mr. C's Dry Cleaners Site
NYSDEC Site #9-15-157
System Inspection Form

Other observations: _____

Agway Site 115 psi air pressure in compressor

11" vacuum

Bank 1 SP1 and SP-4 -- 2 SCFM

SP-2 and SP-3 -- 3 SCFM

Bank 2 SP-5 and SP-8 -- no flow

SP-6 and SP-7 -- 2.5 SCFM


Cooling fan on air compressor was loose, needed tightening

Describe any other system maintenance performed

Changed filter last Friday 8/5/05 while waiting for the truck to deliver a drum of Sequestering agent, also changed pump in PW-8 while waiting.

8/8/05 Changed pump in PW-6 today, also started using the new drum of Redox 380 as I was unsure of there being enough in the old drum to get through the week.

Signature



Mr. C's Dry Cleaners Site
NYSDEC Site #9-15-157
System Inspection Form

Date/Time 8/15/05 9:00

Inspection personnel RC Becken

Other personnel on site _____

Weather Conditions sunny 68 degrees

Are all well pumps operating in auto? (YES) NO
If "NO", provide explanation

Provide water level readings on control panel

RW-1	(ON)	OFF	<u>8</u>	ft
PW-2	ON	(OFF)	<u>5</u>	ft
PW-3	ON	(OFF)	<u>4</u>	ft
PW-4	(ON)	OFF	<u>5</u>	ft
PW-5	ON	(OFF)	<u>6</u>	ft
PW-6	ON	(OFF)	<u>4</u>	ft
PW-7	(ON)	OFF	<u>6</u>	ft
PW-8	(ON)	OFF	<u>4</u>	ft
Equalization tank			<u>4</u>	ft

Influent Flow Rate 43.61 gpm

Influent Totalizer Reading 3701027 gallons

Sequestering agent drum level ~27 in.

Amount of sequestering agent remaining 45 gallons

Sequestering agent feed rate 2.5 ml/min.

Sequestering agent metering Pump Pressure 0 psi

Bag filter top pressure 18\20 psi

Bag filter bottom pressure 0\0 psi

**Mr. C's Dry Cleaners Site
NYSDEC Site #9-15-157
System Inspection Form**

Influent feed pump in use (#1) #2

Influent Pump Pressure _____ 8 psi

Air stripper blower in use #1 (#2)

Air stripper differential pressure _____ 3 inches H₂O

Air stripper r Pressure _____ 20 inches H₂O

Effluent feed pump in use #1 (#2)

Effluent feed pump pressure _____ 7 psi

Effluent flow rate _____ 98 gpm

Effluent Totalizer reading _____ 13823672 gallons

Are building heaters in use? YES (NO)

Ambient air temperature _____ 74.7 degrees F

Are any leaks present? YES (NO)

Is sump pump in use? YES (NO)

Water level in sump _____ 4

Is treatment building clean and organized? (YES) NO

Samples collected? YES (NO)

	Sample ID	Time of Sampling	pH	Turbidity	Temp.
Air stripper influent					
Air stripper effluent					
GAC influent	_____		NA	NA	
GAC effluent	_____		NA	NA	

Is there evidence of tampering/vandalism of wells? YES (NO)

Were manholes inspected? (YES) NO

Were electrical boxes inspected? YES (NO)

Is water present in any manholes or electrical boxes? (YES) NO

(If yes, provide manhole/electric box ID and description of any corrective measures on the following page.)

Mr. C's Dry Cleaners Site
NYSDEC Site #9-15-157
System Inspection Form

Other observations: _____

Agway _____

vacuum 10" _____

air pressure in compressor 120 psi _____

Bank 1 SP-1 3scfm, SP-2 3 scfm, SP-3 3.5 scfm, SP-4 3 scfm _____


Bank 2 SP-5 0 scfm, SP-6 3 scfm, SP-7 2.5scfm, SP-8 0 scfm _____

The fan on the compressor motor was loose again, I retighten it again, called Electro _____

Mech, the company which repaired the motor they said if it should loosen again _____

use some locktite on it. _____

Describe any other system maintenance performed
Changed filters.

Signature  _____

Mr. C's Dry Cleaners Site
NYSDEC Site #9-15-157
System Inspection Form

Date/Time 8/22/05 9:20

Inspection personnel RC Becken

Other personnel on site _____

Weather Conditions overcast 64 degrees

Are all well pumps operating in auto? (YES) NO
If "NO", provide explanation

Provide water level readings on control panel

RW-1	(ON)	OFF	<u>6</u>	ft
PW-2	ON	(OFF)	<u>7</u>	ft
PW-3	ON	(OFF)	<u>4</u>	ft
PW-4	ON	(OFF)	<u>5</u>	ft
PW-5	ON	(OFF)	<u>3</u>	ft
PW-6	ON	(OFF)	<u>7</u>	ft
PW-7	(ON)	OFF	<u>6</u>	ft
PW-8	(ON)	OFF	<u>5</u>	ft
Equalization tank			<u>4</u>	ft

Influent Flow Rate 63.42 gpm

Influent Totalizer Reading 423454 gallons

Sequestering agent drum level 25 in.

Amount of sequestering agent remaining 40 gallons

Sequestering agent feed rate 2.5 ml/min.

Sequestering agent metering Pump Pressure 0 psi

Bag filter top pressure 0 5 psi

Bag filter bottom pressure 0 0 psi

**Mr. C's Dry Cleaners Site
NYSDEC Site #9-15-157
System Inspection Form**

Influent feed pump in use (#1) #2

Influent Pump Pressure _____ 8 psi

Air stripper blower in use #1 (#2)

Air stripper differential pressure _____ 3 inches H₂O

Air stripper r Pressure _____ 22 inches H₂O

Effluent feed pump in use #1 (#2)

Effluent feed pump pressure _____ 7 psi

Effluent flow rate _____ 97 gpm

Effluent Totalizer reading _____ 14133559 gallons

Are building heaters in use? YES (NO)

Ambient air temperature _____ 73.8 degrees F

Are any leaks present? YES (NO)

Is sump pump in use? YES (NO)

Water level in sump _____ 4

Is treatment building clean and organized? (YES) NO

Samples collected? YES (NO)

	Sample ID	Time of Sampling	pH	Turbidity	Temp.
Air stripper influent					
Air stripper effluent					
GAC influent	_____		NA	NA	
GAC effluent	_____		NA	NA	

Is there evidence of tampering/vandalism of wells? YES (NO)

Were manholes inspected? YES NO

Were electrical boxes inspected? YES (NO)

Is water present in any manholes or electrical boxes? (YES) NO

(If yes, provide manhole/electric box ID and description of any corrective measures on the following page.)

Mr. C's Dry Cleaners Site
NYSDEC Site #9-15-157
System Inspection Form

Other observations: _____

Agway
vac 10"
air pressure 80psi


Bank 1
SP-1 2 scfm SP-2 2.5 scfm SP-3 3 scfm SP-4 2 scfm

Bank 2
SP-5 0 scfm SP-6 3 scfm SP-7 2 scfm SP-8 0 scfm

Describe any other system maintenance performed

Installed new overload relay on RW-1 starter, the new larger pump can now be installed in well RW-1 when needed.

Signature



Mr. C's Dry Cleaners Site
NYSDEC Site #9-15-157
System Inspection Form

Date/Time 8/29/05 9:13

Inspection personnel RC Becken

Other personnel on site Greg Jones

Weather Conditions overcast 70 degrees

Are all well pumps operating in auto? (YES) NO
If "NO", provide explanation

Provide water level readings on control panel

RW-1	(ON)	OFF	<u>8</u>	ft
PW-2	ON	(OFF)	<u>7</u>	ft
PW-3	(ON)	OFF	<u>5</u>	ft
PW-4	ON	(OFF)	<u>7</u>	ft
PW-5	(ON)	OFF	<u>4</u>	ft
PW-6	ON	(OFF)	<u>3</u>	ft
PW-7	(ON)	OFF	<u>7</u>	ft
PW-8	(ON)	OFF	<u>8</u>	ft
Equalization tank			<u>4</u>	ft

Influent Flow Rate 51.23 gpm

Influent Totalizer Reading 4746965 gallons

Sequestering agent drum level ~24 in.

Amount of sequestering agent remaining ~40 gallons

Sequestering agent feed rate 2.5 ml/min.

Sequestering agent metering Pump Pressure 0 psi

Bag filter top pressure 6 12 psi

Bag filter bottom pressure 0 0 psi

**Mr. C's Dry Cleaners Site
NYSDEC Site #9-15-157
System Inspection Form**

Influent feed pump in use (#1) #2

Influent Pump Pressure _____ 8 psi

Air stripper blower in use #1 (#2)

Air stripper differential pressure _____ 3 inches H₂O

Air stripper r Pressure _____ 22 inches H₂O

Effluent feed pump in use #1 (#2)

Effluent feed pump pressure _____ 5 psi

Effluent flow rate _____ 99 gpm

Effluent Totalizer reading _____ 1443195 gallons

Are building heaters in use? YES (NO)

Ambient air temperature _____ 77.4 degrees F

Are any leaks present? YES (NO)

Is sump pump in use? YES (NO)

Water level in sump _____ 4

Is treatment building clean and organized? (YES) NO

Samples collected? YES (NO)

	Sample ID	Time of Sampling	pH	Turbidity	Temp.
Air stripper influent					
Air stripper effluent					
GAC influent	_____		NA	NA	
GAC effluent	_____		NA	NA	

Is there evidence of tampering/vandalism of wells? YES (NO)

Were manholes inspected? YES NO

Were electrical boxes inspected? YES (NO)

Is water present in any manholes or electrical boxes? (YES) NO

(If yes, provide manhole/electric box ID and description of any corrective measures on the following page.)

Mr. C's Dry Cleaners Site
NYSDEC Site #9-15-157
System Inspection Form

Other observations: _____

Agway _____

vacuum 10" _____

Air pressure in compressor _____

115 psi _____

Bank 1 _____

SP-1 2 scfm SP-2 3 scfm SP-3 4scfm SP-4 2 scfm _____


Bank 2 _____

SP-5 0 scfm SP-6 3 scfm SP-7 1 scfm SP-8 0 scfm _____

Describe any other system maintenance performed

Changed filter _____

Change flow on chemical feed pump from 2.5 ml/min. to appr 3 ml/min. _____

Signature  _____

**Mr. C's Dry Cleaners Site
NYSDEC Site #9-15-157
Piezometer Water Level Log**

Date 8/29/2005

Measurements taken by RC Becken

RW-1	<u>24.71</u>	ft	Comments _____
PZ-1A	<u>12.81</u>	ft	Comments _____
PZ-1B	<u>12.5</u>	ft	Comments _____
PZ-1C	<u>13.64</u>	ft	Comments _____
PZ-1D	<u>13.73</u>	ft	Comments _____
<hr/>			
PW-2	<u>23.42</u>	ft	Comments _____
PZ-2A	<u>12.26</u>	ft	Comments _____
PZ-2B	<u>12.65</u>	ft	Comments _____
PZ-2C	<u>12.1</u>	ft	Comments _____
PZ-2D	_____	ft	Comments _____
<hr/>			
PW-3	<u>19.4</u>	ft	Comments _____
PZ-3A	<u>12.76</u>	ft	Comments _____
PZ-3B	<u>12.78</u>	ft	Comments _____
PZ-3C	<u>13.31</u>	ft	Comments _____
PZ-3D	<u>12.81</u>	ft	Comments _____
<hr/>			
PW-4	<u>24.45</u>	ft	Comments _____
PZ-4A	<u>12.64</u>	ft	Comments _____
PZ-4B	<u>12.4</u>	ft	Comments _____
PZ-4C	_____	ft	Comments <u>car parked on well</u>
PZ-4D	<u>11.75</u>	ft	Comments _____

RW-1 pump on during measurements? YES (NO)
 PW-2 pump on during measurements? YES (NO)
 PW-3 pump on during measurements? (YES) NO
 PW-4 pump on during measurements? YES (NO)

**Mr. C's Dry Cleaners Site
 NYSDEC Site #9-15-157
 Piezometer Water Level Log**

Date 8/29/2005

Measurements taken by RC Becken

PW-5	<u>20.08</u>	ft	Comments _____
PZ-5A	<u>11.35</u>	ft	Comments _____
PZ-5B	<u>12.06</u>	ft	Comments _____
PZ-5C	<u>11.66</u>	ft	Comments _____
PZ-5D	<u>12.41</u>	ft	Comments _____
<hr/>			
PW-6	<u>18.4</u>	ft	Comments _____
PZ-6A	<u>12.62</u>	ft	Comments _____
PZ-6B	<u>12.5</u>	ft	Comments _____
PZ-6C	<u>12.71</u>	ft	Comments _____
PZ-6D	<u>12.4</u>	ft	Comments _____
<hr/>			
PW-7	<u>18.56</u>	ft	Comments _____
OW-C	<u>12.4</u>	ft	Comments _____
PZ-7B	<u>12.85</u>	ft	Comments _____
MPI-6S	<u>12.06</u>	ft	Comments _____
PZ-7D	<u>12.34</u>	ft	Comments _____
<hr/>			
PW-8	<u>22.5</u>	ft	Comments _____
PZ-8A	<u>9.25</u>	ft	Comments _____
PZ-8B	<u>9.15</u>	ft	Comments _____
PZ-8C	<u>8.77</u>	ft	Comments _____
PZ-8D	<u>8.99</u>	ft	Comments _____

PW-5 pump on during measurements? YES (NO)
 PW-6 pump on during measurements? (YES) NO
 PW-7 pump on during measurements? (YES) NO
 PW-8 pump on during measurements? YES (NO)

Attachment B
Selected pages from
Severn-Trent Laboratory
Analytical Data Package #A05-6985

1/27



STL

STL Buffalo

10 Hazelwood Drive, Suite 106
Amherst, NY 14228

Tel: 716 691 2600 Fax: 716 691 7991
www.stl-inc.com

ANALYTICAL REPORT

Job#: A05-8158


STL Project#: NY5A9393.3

Site Name: Ecology and Environment NYSDEC Standby

Task: Mr. C's Site-000699.NY06

Mr. Mike Steffan
Ecology and Environment
368 Pleasant View Drive
Lancaster, NY 14086

STL Buffalo



Anthony E. Bogolin
Project Manager

08/22/2005

STL Buffalo Current Certifications

STATE	Program	Cert # / Lab ID
Arkansas	SDWA, CWA, RCRA, SOIL	03-054-D/88-0686
California	NELAP SDWA, CWA, RCRA	01169CA
Connecticut	SDWA, CWA, RCRA, SOIL	PH-0568
Florida	NELAP RCRA	E87672
Georgia	SDWA	956
Illinois	NELAP SDWA, CWA, RCRA	200003
Iowa	SWCS	374
Kansas	NELAP SDWA, CWA, RCRA	E-10187
Kentucky	SDWA	90029
Kentucky UST	UST	30
Louisiana	NELAP CWA, RCRA	2031
Maine	SDWA, CWA	NY044
Maryland	SDWA	294
Massachusetts	SDWA, CWA	M-NY044
Michigan	SDWA	9937
Minnesota	CWA, RCRA	036-999-337
New Hampshire	NELAP SDWA, CWA	233701
New Jersey	SDWA, CWA, RCRA, CLP	NY455
New York	NELAP, AIR, SDWA, CWA, RCRA	10026
North Carolina	CWA	411
North Dakota	SDWA, CWA, RCRA	R-176
Oklahoma	CWA, RCRA	9421
Pennsylvania	Env. Lab Reg.	68-281
South Carolina	RCRA	91013
USDA	FOREIGN SOIL PERMIT	S-41579
Virginia	SDWA	278
Washington	CWA	C254
West Virginia	CWA	252
Wisconsin	CWA	998310390

SAMPLE SUMMARY

<u>LAB SAMPLE ID</u>	<u>CLIENT SAMPLE ID</u>	<u>MATRIX</u>	<u>SAMPLED</u>		<u>RECEIVED</u>	
			<u>DATE</u>	<u>TIME</u>	<u>DATE</u>	<u>TIME</u>
A5815801	Effluent	WATER	08/01/2005	13:55	08/01/2005	15:45
A5815802	Influent	WATER	08/01/2005	13:45	08/01/2005	15:45
A5815803	TRIP BLANK	WATER	08/01/2005		08/01/2005	15:45

METHODS SUMMARY

Job#: A05-8158STL Project#: NY5A9393.3Site Name: Ecology and Environment NYSDEC Standby

<u>PARAMETER</u>	<u>ANALYTICAL METHOD</u>
METHOD 8260 - TCL VOLATILE ORGANICS	SW8463 8260
pH	MCAWW 150.1
Total Hardness	MCAWW 130.2

MCAWW "Methods for Chemical Analysis of Water and Wastes", EPA/600/4-79-020 (Mar 1983) with updates and supplements EPA/600/4-91-010 (Jun 1991), EPA/600/R-92-129 (Aug 1992) and EPA/600/R-93-100 (Aug 1993)

SW8463 "Test Methods for Evaluating Solid Waste Physical/Chemical Methods (SW846), Third Edition, 9/86; Update I, 7/92; Update IIA, 8/93; Update II, 9/94; Update IIB, 1/95; Update III, 12/96.

NON-CONFORMANCE SUMMARY

Job#: A05-8158STL Project#: NY5A9393.3Site Name: Ecology and Environment NYSDEC StandbyGeneral Comments

The enclosed data have been reported utilizing data qualifiers (Q) as defined on the Data Comment Page.

Soil, sediment and sludge sample results are reported on "dry weight" basis unless otherwise noted in this data package.

According to 40CFR Part 136.3, pH, Chlorine Residual, Dissolved Oxygen, Sulfite, and Temperature analyses are to be performed immediately after aqueous sample collection. When these parameters are not indicated as field (e.g. pH-Field), they were not analyzed immediately, but as soon as possible after laboratory receipt.

Sample dilutions were performed as indicated on the attached Dilution Log. The rationale for dilution is specified by the 3-digit code and definition.

Sample Receipt Comments

A05-8158

Sample Cooler(s) were received at the following temperature(s); 6.0 °C
All samples were received in good condition.

GC/MS Volatile Data

No deviations from protocol were encountered during the analytical procedures.

Wet Chemistry Data

The recovery of sample Influent Matrix Spike exhibited results below the quality control limits for Hardness. However, the LCS was acceptable.

The results presented in this report relate only to the analytical testing and condition of the sample at receipt. This report pertains to only those samples actually tested. All pages of this report are integral parts of the analytical data. Therefore, this report should be reproduced only in its entirety.

<u>Client Sample ID</u>	<u>Lab Sample ID</u>	<u>Parameter (Inorganic)/Method (Organic)</u>	<u>Dilution</u>	<u>Code</u>
Influent	A5815802	8260	50.00	008

Dilution Code Definition:

- 002 - sample matrix effects
- 003 - excessive foaming
- 004 - high levels of non-target compounds
- 005 - sample matrix resulted in method non-compliance for an Internal Standard
- 006 - sample matrix resulted in method non-compliance for Surrogate
- 007 - nature of the TCLP matrix
- 008 - high concentration of target analyte(s)
- 009 - sample turbidity
- 010 - sample color
- 011 - insufficient volume for lower dilution
- 012 - sample viscosity
- 013 - other

DATA COMMENT PAGE

ORGANIC DATA QUALIFIERS

- ND or U Indicates compound was analyzed for, but not detected at or above the reporting limit.
- J Indicates an estimated value. This flag is used either when estimating a concentration for tentatively identified compounds where a 1:1 response is assumed, or when the data indicates the presence of a compound that meets the identification criteria but the result is less than the sample quantitation limit but greater than zero.
- C This flag applies to pesticide results where the identification has been confirmed by GC/MS.
- B This flag is used when the analyte is found in the associated blank, as well as in the sample.
- E This flag identifies compounds whose concentrations exceed the calibration range of the instrument for that specific analysis.
- D This flag identifies all compounds identified in an analysis at the secondary dilution factor.
- N Indicates presumptive evidence of a compound. This flag is used only for tentatively identified compounds, where the identification is based on the Mass Spectral library search. It is applied to all TIC results.
- P This flag is used for a pesticide/Aroclor target analyte when there is greater than 25% difference for detected concentrations between the two GC columns. The lower of the two values is reported on the data page and flagged with a "P".
- A This flag indicates that a TIC is a suspected aldol-condensation product.
- 1 Indicates coelution.
- * Indicates analysis is not within the quality control limits.

INORGANIC DATA QUALIFIERS

- ND or U Indicates element was analyzed for, but not detected at or above the reporting limit.
- J or B Indicates a value greater than or equal to the instrument detection limit, but less than the quantitation limit.
- N Indicates spike sample recovery is not within the quality control limits.
- K Indicates the post digestion spike recovery is not within the quality control limits.
- S Indicates value determined by the Method of Standard Addition.
- M Indicates duplicate injection results exceeded quality control limits.
- W Post digestion spike for Furnace AA analysis is out of quality control limits (85-115%) while sample absorbance is less than 50% of spike absorbance.
- E Indicates a value estimated or not reported due to the presence of interferences.
- H Indicates analytical holding time exceedance. The value obtained should be considered an estimate.
- * Indicates analysis is not within the quality control limits.
- + Indicates the correlation coefficient for the Method of Standard Addition is less than 0.995.

Sample ID: Effluent
 Lab Sample ID: A5815801
 Date Collected: 08/01/2005
 Time Collected: 13:55

Date Received: 08/01/2005
 Project No: NY5A9393.3
 Client No: 397714
 Site No:

Parameter	Result	Flag	Detection Limit	Units	Method	Date/Time		Analyst
						Analyzed		
AQUEOUS-SW8463 8260 - TCL VOLATILES - 25 ML								
1,1,1-Trichloroethane	ND		1.0	UG/L	8260	08/03/2005	02:36	TLC
1,1,2,2-Tetrachloroethane	ND		1.0	UG/L	8260	08/03/2005	02:36	TLC
1,1,2-Trichloro-1,2,2-trifluoroethane	ND		1.0	UG/L	8260	08/03/2005	02:36	TLC
1,1,2-Trichloroethane	ND		1.0	UG/L	8260	08/03/2005	02:36	TLC
1,1-Dichloroethane	ND		1.0	UG/L	8260	08/03/2005	02:36	TLC
1,1-Dichloroethene	ND		1.0	UG/L	8260	08/03/2005	02:36	TLC
1,2,4-Trichlorobenzene	ND		1.0	UG/L	8260	08/03/2005	02:36	TLC
1,2-Dibromo-3-chloropropane	ND		1.0	UG/L	8260	08/03/2005	02:36	TLC
1,2-Dibromoethane	ND		1.0	UG/L	8260	08/03/2005	02:36	TLC
1,2-Dichlorobenzene	ND		1.0	UG/L	8260	08/03/2005	02:36	TLC
1,2-Dichloroethane	ND		1.0	UG/L	8260	08/03/2005	02:36	TLC
1,2-Dichloropropane	ND		1.0	UG/L	8260	08/03/2005	02:36	TLC
1,3-Dichlorobenzene	ND		1.0	UG/L	8260	08/03/2005	02:36	TLC
1,4-Dichlorobenzene	ND		1.0	UG/L	8260	08/03/2005	02:36	TLC
2-Butanone	13		5.0	UG/L	8260	08/03/2005	02:36	TLC
2-Hexanone	ND		5.0	UG/L	8260	08/03/2005	02:36	TLC
4-Methyl-2-pentanone	ND		5.0	UG/L	8260	08/03/2005	02:36	TLC
Acetone	37		5.0	UG/L	8260	08/03/2005	02:36	TLC
Benzene	ND		1.0	UG/L	8260	08/03/2005	02:36	TLC
Bromodichloromethane	ND		1.0	UG/L	8260	08/03/2005	02:36	TLC
Bromoform	ND		1.0	UG/L	8260	08/03/2005	02:36	TLC
Bromomethane	ND		1.0	UG/L	8260	08/03/2005	02:36	TLC
Carbon Disulfide	ND		1.0	UG/L	8260	08/03/2005	02:36	TLC
Carbon Tetrachloride	ND		1.0	UG/L	8260	08/03/2005	02:36	TLC
Chlorobenzene	ND		1.0	UG/L	8260	08/03/2005	02:36	TLC
Chloroethane	ND		1.0	UG/L	8260	08/03/2005	02:36	TLC
Chloroform	ND		1.0	UG/L	8260	08/03/2005	02:36	TLC
Chloromethane	ND		1.0	UG/L	8260	08/03/2005	02:36	TLC
cis-1,2-Dichloroethene	ND		1.0	UG/L	8260	08/03/2005	02:36	TLC
cis-1,3-Dichloropropene	ND		1.0	UG/L	8260	08/03/2005	02:36	TLC
Cyclohexane	ND		1.0	UG/L	8260	08/03/2005	02:36	TLC
Dibromochloromethane	ND		1.0	UG/L	8260	08/03/2005	02:36	TLC
Dichlorodifluoromethane	ND		1.0	UG/L	8260	08/03/2005	02:36	TLC
Ethylbenzene	ND		1.0	UG/L	8260	08/03/2005	02:36	TLC
Isopropylbenzene	ND		1.0	UG/L	8260	08/03/2005	02:36	TLC
Methyl acetate	ND		1.0	UG/L	8260	08/03/2005	02:36	TLC
Methyl-t-Butyl Ether (MTBE)	0.40	J	1.0	UG/L	8260	08/03/2005	02:36	TLC
Methylcyclohexane	ND		1.0	UG/L	8260	08/03/2005	02:36	TLC
Methylene chloride	ND		1.0	UG/L	8260	08/03/2005	02:36	TLC
Styrene	ND		1.0	UG/L	8260	08/03/2005	02:36	TLC
Tetrachloroethene	0.86	J	1.0	UG/L	8260	08/03/2005	02:36	TLC
Toluene	ND		1.0	UG/L	8260	08/03/2005	02:36	TLC
Total Xylenes	ND		3.0	UG/L	8260	08/03/2005	02:36	TLC
trans-1,2-Dichloroethene	ND		1.0	UG/L	8260	08/03/2005	02:36	TLC
trans-1,3-Dichloropropene	ND		1.0	UG/L	8260	08/03/2005	02:36	TLC
Trichloroethene	ND		1.0	UG/L	8260	08/03/2005	02:36	TLC
Trichlorofluoromethane	ND		1.0	UG/L	8260	08/03/2005	02:36	TLC
Vinyl chloride	ND		1.0	UG/L	8260	08/03/2005	02:36	TLC

Date: 08/22/2005

Time: 13:44:10

Ecology and Environment NYSDEC Standby

Mr. C's Site-000699.NY06

9/27 Page: 2
Rept: AN1178

Sample ID: Effluent

Lab Sample ID: A5815801

Date Collected: 08/01/2005

Time Collected: 13:55

Date Received: 08/01/2005

Project No: NY5A9393.3

Client No: 397714

Site No:

Parameter	Result	Flag	Detection	Units	Method	Date/Time		
			Limit			Analyzed	Analyst	
Wet Chemistry Analysis								
pH	8.17		0	S.U.	150.1	08/02/2005 10:23	LRM	
Total Hardness	411		2.0	MG/L	130.2	08/02/2005 11:37	LRM	

Sample ID: Influent

Lab Sample ID: A5815802

Date Collected: 08/01/2005

Time Collected: 13:45

Date Received: 08/01/2005

Project No: NY5A9393.3

Client No: 397714

Site No:

Parameter	Result	Flag	Detection		Date/Time		
			Limit	Units	Method	Analyzed	Analyst
AQUEOUS-SW8463 8260 - TCL VOLATILES - 25 ML							
1,1,1-Trichloroethane	ND		50	UG/L	8260	08/03/2005 02:59	TLC
1,1,2,2-Tetrachloroethane	ND		50	UG/L	8260	08/03/2005 02:59	TLC
1,1,2-Trichloro-1,2,2-trifluoroethane	ND		50	UG/L	8260	08/03/2005 02:59	TLC
1,1,2-Trichloroethane	ND		50	UG/L	8260	08/03/2005 02:59	TLC
1,1-Dichloroethane	ND		50	UG/L	8260	08/03/2005 02:59	TLC
1,1-Dichloroethene	ND		50	UG/L	8260	08/03/2005 02:59	TLC
1,2,4-Trichlorobenzene	ND		50	UG/L	8260	08/03/2005 02:59	TLC
1,2-Dibromo-3-chloropropane	ND		50	UG/L	8260	08/03/2005 02:59	TLC
1,2-Dibromoethane	ND		50	UG/L	8260	08/03/2005 02:59	TLC
1,2-Dichlorobenzene	ND		50	UG/L	8260	08/03/2005 02:59	TLC
1,2-Dichloroethane	ND		50	UG/L	8260	08/03/2005 02:59	TLC
1,2-Dichloropropane	ND		50	UG/L	8260	08/03/2005 02:59	TLC
1,3-Dichlorobenzene	ND		50	UG/L	8260	08/03/2005 02:59	TLC
1,4-Dichlorobenzene	ND		50	UG/L	8260	08/03/2005 02:59	TLC
2-Butanone	ND		250	UG/L	8260	08/03/2005 02:59	TLC
2-Hexanone	ND		250	UG/L	8260	08/03/2005 02:59	TLC
4-Methyl-2-pentanone	ND		250	UG/L	8260	08/03/2005 02:59	TLC
Acetone	ND		250	UG/L	8260	08/03/2005 02:59	TLC
Benzene	ND		50	UG/L	8260	08/03/2005 02:59	TLC
Bromodichloromethane	ND		50	UG/L	8260	08/03/2005 02:59	TLC
Bromoform	ND		50	UG/L	8260	08/03/2005 02:59	TLC
Bromomethane	ND		50	UG/L	8260	08/03/2005 02:59	TLC
Carbon Disulfide	ND		50	UG/L	8260	08/03/2005 02:59	TLC
Carbon Tetrachloride	ND		50	UG/L	8260	08/03/2005 02:59	TLC
Chlorobenzene	ND		50	UG/L	8260	08/03/2005 02:59	TLC
Chloroethane	ND		50	UG/L	8260	08/03/2005 02:59	TLC
Chloroform	ND		50	UG/L	8260	08/03/2005 02:59	TLC
Chloromethane	ND		50	UG/L	8260	08/03/2005 02:59	TLC
cis-1,2-Dichloroethene	ND		50	UG/L	8260	08/03/2005 02:59	TLC
cis-1,3-Dichloropropene	ND		50	UG/L	8260	08/03/2005 02:59	TLC
Cyclohexane	ND		50	UG/L	8260	08/03/2005 02:59	TLC
Dibromochloromethane	ND		50	UG/L	8260	08/03/2005 02:59	TLC
Dichlorodifluoromethane	ND		50	UG/L	8260	08/03/2005 02:59	TLC
Ethylbenzene	ND		50	UG/L	8260	08/03/2005 02:59	TLC
Isopropylbenzene	ND		50	UG/L	8260	08/03/2005 02:59	TLC
Methyl acetate	ND		50	UG/L	8260	08/03/2005 02:59	TLC
Methyl-t-Butyl Ether (MTBE)	ND		50	UG/L	8260	08/03/2005 02:59	TLC
Methylcyclohexane	ND		50	UG/L	8260	08/03/2005 02:59	TLC
Methylene chloride	20	J	50	UG/L	8260	08/03/2005 02:59	TLC
Styrene	ND		50	UG/L	8260	08/03/2005 02:59	TLC
Tetrachloroethene	1300		50	UG/L	8260	08/03/2005 02:59	TLC
Toluene	ND		50	UG/L	8260	08/03/2005 02:59	TLC
Total Xylenes	ND		150	UG/L	8260	08/03/2005 02:59	TLC
trans-1,2-Dichloroethene	ND		50	UG/L	8260	08/03/2005 02:59	TLC
trans-1,3-Dichloropropene	ND		50	UG/L	8260	08/03/2005 02:59	TLC
Trichloroethene	39	J	50	UG/L	8260	08/03/2005 02:59	TLC
Trichlorofluoromethane	ND		50	UG/L	8260	08/03/2005 02:59	TLC
Vinyl chloride	ND		50	UG/L	8260	08/03/2005 02:59	TLC

Date: 08/22/2005
Time: 13:44:10

Ecology and Environment NYSDEC Standby
Mr. C's Site-000699.NY06

Sample ID: Influent
Lab Sample ID: A5815802
Date Collected: 08/01/2005
Time Collected: 13:45

Date Received: 08/01/2005
Project No: NY5A9393.3
Client No: 397714
Site No:

Parameter	Result	Flag	Detection	Units	Method	Date/Time	Analyst
			Limit			Analyzed	
Wet Chemistry Analysis							
pH	7.64		0	s.U.	150.1	08/02/2005 10:23	LRM
Total Hardness	415		2.0	MG/L	130.2	08/02/2005 11:37	LRM

Sample ID: TRIP BLANK

Lab Sample ID: A5815803

Date Collected: 08/01/2005

Time Collected: :

Date Received: 08/01/2005

Project No: NY5A9393.3

Client No: 397714

Site No:

Parameter	Result	Flag	Detection Limit	Units	Method	Date/Time		Analyst
						Analyzed		
AQUEOUS-SW8463 8260 - TCL VOLATILES - 25 ML								
1,1,1-Trichloroethane	ND		1.0	UG/L	8260	08/02/2005	22:39	TLC
1,1,2,2-Tetrachloroethane	ND		1.0	UG/L	8260	08/02/2005	22:39	TLC
1,1,2-Trichloro-1,2,2-trifluoroethane	ND		1.0	UG/L	8260	08/02/2005	22:39	TLC
1,1,2-Trichloroethane	ND		1.0	UG/L	8260	08/02/2005	22:39	TLC
1,1-Dichloroethane	ND		1.0	UG/L	8260	08/02/2005	22:39	TLC
1,1-Dichloroethene	ND		1.0	UG/L	8260	08/02/2005	22:39	TLC
1,2,4-Trichlorobenzene	ND		1.0	UG/L	8260	08/02/2005	22:39	TLC
1,2-Dibromo-3-chloropropane	ND		1.0	UG/L	8260	08/02/2005	22:39	TLC
1,2-Dibromoethane	ND		1.0	UG/L	8260	08/02/2005	22:39	TLC
1,2-Dichlorobenzene	ND		1.0	UG/L	8260	08/02/2005	22:39	TLC
1,2-Dichloroethane	ND		1.0	UG/L	8260	08/02/2005	22:39	TLC
1,2-Dichloropropane	ND		1.0	UG/L	8260	08/02/2005	22:39	TLC
1,3-Dichlorobenzene	ND		1.0	UG/L	8260	08/02/2005	22:39	TLC
1,4-Dichlorobenzene	ND		1.0	UG/L	8260	08/02/2005	22:39	TLC
2-Butanone	ND		5.0	UG/L	8260	08/02/2005	22:39	TLC
2-Hexanone	ND		5.0	UG/L	8260	08/02/2005	22:39	TLC
4-Methyl-2-pentanone	ND		5.0	UG/L	8260	08/02/2005	22:39	TLC
Acetone	ND		5.0	UG/L	8260	08/02/2005	22:39	TLC
Benzene	ND		1.0	UG/L	8260	08/02/2005	22:39	TLC
Bromodichloromethane	ND		1.0	UG/L	8260	08/02/2005	22:39	TLC
Bromoform	ND		1.0	UG/L	8260	08/02/2005	22:39	TLC
Bromomethane	ND		1.0	UG/L	8260	08/02/2005	22:39	TLC
Carbon Disulfide	ND		1.0	UG/L	8260	08/02/2005	22:39	TLC
Carbon Tetrachloride	ND		1.0	UG/L	8260	08/02/2005	22:39	TLC
Chlorobenzene	ND		1.0	UG/L	8260	08/02/2005	22:39	TLC
Chloroethane	ND		1.0	UG/L	8260	08/02/2005	22:39	TLC
Chloroform	ND		1.0	UG/L	8260	08/02/2005	22:39	TLC
Chloromethane	ND		1.0	UG/L	8260	08/02/2005	22:39	TLC
cis-1,2-Dichloroethene	ND		1.0	UG/L	8260	08/02/2005	22:39	TLC
cis-1,3-Dichloropropene	ND		1.0	UG/L	8260	08/02/2005	22:39	TLC
Cyclohexane	ND		1.0	UG/L	8260	08/02/2005	22:39	TLC
Dibromochloromethane	ND		1.0	UG/L	8260	08/02/2005	22:39	TLC
Dichlorodifluoromethane	ND		1.0	UG/L	8260	08/02/2005	22:39	TLC
Ethylbenzene	ND		1.0	UG/L	8260	08/02/2005	22:39	TLC
Isopropylbenzene	ND		1.0	UG/L	8260	08/02/2005	22:39	TLC
Methyl acetate	ND		1.0	UG/L	8260	08/02/2005	22:39	TLC
Methyl-t-Butyl Ether (MTBE)	ND		1.0	UG/L	8260	08/02/2005	22:39	TLC
Methylcyclohexane	ND		1.0	UG/L	8260	08/02/2005	22:39	TLC
Methylene chloride	ND		1.0	UG/L	8260	08/02/2005	22:39	TLC
Styrene	ND		1.0	UG/L	8260	08/02/2005	22:39	TLC
Tetrachloroethene	ND		1.0	UG/L	8260	08/02/2005	22:39	TLC
Toluene	ND		1.0	UG/L	8260	08/02/2005	22:39	TLC
Total Xylenes	ND		3.0	UG/L	8260	08/02/2005	22:39	TLC
trans-1,2-Dichloroethene	ND		1.0	UG/L	8260	08/02/2005	22:39	TLC
trans-1,3-Dichloropropene	ND		1.0	UG/L	8260	08/02/2005	22:39	TLC
Trichloroethene	ND		1.0	UG/L	8260	08/02/2005	22:39	TLC
Trichlorofluoromethane	ND		1.0	UG/L	8260	08/02/2005	22:39	TLC
Vinyl chloride	ND		1.0	UG/L	8260	08/02/2005	22:39	TLC

Batch Quality Control Data

Lab Sample ID: A5815802 A5815802MS

Analyte	Units of Measure	Concentration		Spike Amount	% Recovery MS	QC LIMITS
		Sample	Matrix Spike			
WET CHEMISTRY ANALYSIS METHOD 130.2 - TOTAL HARDNESS AS CaCO3	MG/L	415.0	480.4	100.0	65 *	74-130

* Indicates Result is outside QC Limits
 NC = Not Calculated ND = Not Detected

Chronology and QC Summary Package

Client ID Job No Sample Date	Lab ID	VBLK53 A05-8158	A5B1176602	Reporting Limit	Sample Value	Reporting Limit	Sample Value	Reporting Limit	Sample Value
Analyte	Units	Sample Value	Reporting Limit	Sample Value	Reporting Limit	Sample Value	Reporting Limit	Sample Value	Reporting Limit
Acetone	UG/L	ND	5.0	NA		NA		NA	
Benzene	UG/L	ND	1.0	NA		NA		NA	
Bromodichloromethane	UG/L	ND	1.0	NA		NA		NA	
Bromoform	UG/L	ND	1.0	NA		NA		NA	
Bromomethane	UG/L	ND	1.0	NA		NA		NA	
2-Butanone	UG/L	ND	5.0	NA		NA		NA	
Carbon Disulfide	UG/L	ND	1.0	NA		NA		NA	
Carbon Tetrachloride	UG/L	ND	1.0	NA		NA		NA	
Chlorobenzene	UG/L	ND	1.0	NA		NA		NA	
Chloroethane	UG/L	ND	1.0	NA		NA		NA	
Chloroform	UG/L	ND	1.0	NA		NA		NA	
Chloromethane	UG/L	ND	1.0	NA		NA		NA	
Cyclohexane	UG/L	ND	1.0	NA		NA		NA	
1,2-Dibromoethane	UG/L	ND	1.0	NA		NA		NA	
Dibromochloromethane	UG/L	ND	1.0	NA		NA		NA	
1,2-Dibromo-3-chloropropane	UG/L	ND	1.0	NA		NA		NA	
1,2-Dichlorobenzene	UG/L	ND	1.0	NA		NA		NA	
1,3-Dichlorobenzene	UG/L	ND	1.0	NA		NA		NA	
1,4-Dichlorobenzene	UG/L	ND	1.0	NA		NA		NA	
Dichlorodifluoromethane	UG/L	ND	1.0	NA		NA		NA	
1,1-Dichloroethane	UG/L	ND	1.0	NA		NA		NA	
1,2-Dichloroethane	UG/L	ND	1.0	NA		NA		NA	
1,1-Dichloroethene	UG/L	ND	1.0	NA		NA		NA	
cis-1,2-Dichloroethene	UG/L	ND	1.0	NA		NA		NA	
trans-1,2-Dichloroethene	UG/L	ND	1.0	NA		NA		NA	
1,2-Dichloropropane	UG/L	ND	1.0	NA		NA		NA	
cis-1,3-Dichloropropene	UG/L	ND	1.0	NA		NA		NA	
trans-1,3-Dichloropropene	UG/L	ND	1.0	NA		NA		NA	
Ethylbenzene	UG/L	ND	1.0	NA		NA		NA	
2-Hexanone	UG/L	ND	5.0	NA		NA		NA	
Isopropylbenzene	UG/L	ND	1.0	NA		NA		NA	
Methyl acetate	UG/L	ND	1.0	NA		NA		NA	
Methylcyclohexane	UG/L	ND	1.0	NA		NA		NA	
Methylene chloride	UG/L	ND	1.0	NA		NA		NA	
4-Methyl-2-pentanone	UG/L	ND	5.0	NA		NA		NA	
Methyl-t-Butyl Ether (MTBE)	UG/L	ND	1.0	NA		NA		NA	
Styrene	UG/L	ND	1.0	NA		NA		NA	
1,1,2,2-Tetrachloroethane	UG/L	ND	1.0	NA		NA		NA	
Tetrachloroethene	UG/L	ND	1.0	NA		NA		NA	
Toluene	UG/L	ND	1.0	NA		NA		NA	
1,2,4-Trichlorobenzene	UG/L	ND	1.0	NA		NA		NA	
1,1,1-Trichloroethane	UG/L	ND	1.0	NA		NA		NA	
1,1,2-Trichloroethane	UG/L	ND	1.0	NA		NA		NA	

Date: 08/22/2005
Time: 13:44:19

Ecology and Environment NYSDEC standby
Mr. C's site-000699.NY06
METHOD 8260 - TCL VOLATILE ORGANICS

Rept: AN1247

Client ID	Lab ID	VBLK53	A5B1176602	Reporting Limit	Sample Value	Reporting Limit	Sample Value	Reporting Limit	Sample Value
Job No	Sample Date	A05-8158							
Analyte	Units	Sample Value	Reporting Limit	Sample Value	Reporting Limit	Sample Value	Reporting Limit	Sample Value	Reporting Limit
1,1,2-Trichloro-1,2,2-trifluor	UG/L	ND	1.0	NA		NA		NA	
Trichlorofluoromethane	UG/L	ND	1.0	NA		NA		NA	
Trichloroethene	UG/L	ND	1.0	NA		NA		NA	
Vinyl chloride	UG/L	ND	1.0	NA		NA		NA	
Total Xylenes	UG/L	ND	3.0	NA		NA		NA	
IS/SURROGATE(S)									
Chlorobenzene-D5	%	101	50-200	NA		NA		NA	
1,4-Difluorobenzene	%	103	50-200	NA		NA		NA	
1,4-Dichlorobenzene-D4	%	93	50-200	NA		NA		NA	
Toluene-D8	%	95	76-122	NA		NA		NA	
p-Bromofluorobenzene	%	92	73-120	NA		NA		NA	
1,2-Dichloroethane-D4	%	99	72-143	NA		NA		NA	

17/27

Date: 08/22/2005
 Time: 13:44:29

Ecology and Environment NYSDEC Standby
 Mr. C's site-000699.NY06
 WET CHEMISTRY ANALYSIS

Rept: AM1247

Client ID Job No Sample Date	Lab ID	Method Blank A05-8158	A5B1168102	Sample Value	Reporting Limit	Sample Value	Reporting Limit	Sample Value	Reporting Limit
Analyte	Units	Sample Value	Reporting Limit	Sample Value	Reporting Limit	Sample Value	Reporting Limit	Sample Value	Reporting Limit
Total Hardness	MG/L	ND	2.0	NA		NA		NA	

Client Sample ID: VBLK53 MSB53
 Lab Sample ID: A5B1176602 A5B1176601

Analyte	Units of Measure	Concentration		% Recovery Blank Spike	QC LIMITS
		Blank Spike	Spike Amount		
METHOD 8260 - TCL VOLATILE ORGANICS					
1,1-Dichloroethene	UG/L	10.2	10.0	102	65-142
Trichloroethene	UG/L	10.7	10.0	107	71-120
Benzene	UG/L	10.3	10.0	104	67-126
Toluene	UG/L	10.0	10.0	100	69-120
Chlorobenzene	UG/L	10.3	10.0	103	73-120

19/27

Client Sample ID: Influent
 Lab Sample ID: A5815802

Analyte	Units of Measure	Concentration		Spike Amount	% Recovery MS	QC LIMITS
		Sample	Matrix spike			
WET CHEMISTRY ANALYSIS METHOD 130.2 - TOTAL HARDNESS AS CaCO3	MG/L	415.0	480.4	100.0	65 *	74-130

* Indicates Result is outside QC Limits
 NC = Not Calculated ND = Not Detected

Client Sample ID: Method Blank LCS
 Lab Sample ID: A5B1168102 A5B1168101

Analyte	Units of Measure	Blank Spike	Concentration Spike Amount	% Recovery Blank Spike	QC LIMITS
WET CHEMISTRY ANALYSIS METHOD 130.2 - TOTAL HARDNESS AS CaCO3	Mg/L	113.2	112.0	101	90-110

SAMPLE CHRONOLOGY

METHOD 8260 - TCL VOLATILE ORGANICS

Client Sample ID Job No & Lab Sample ID	Effluent A05-8158 A5815801	Influent A05-8158 A5815802		
Sample Date	08/01/2005 13:55	08/01/2005 13:45		
Received Date	08/01/2005 13:45	08/01/2005 13:45		
Extraction Date				
Analysis Date	08/03/2005 02:36	08/03/2005 02:59		
Extraction HI Met?	YES	YES		
Analytical HI Met?	WATER	WATER		
Sample Matrix	1.0	50.0		
Dilution Factor	0.025	0.025		
Sample wt/vol	LITERS	LITERS		
% Dry				

METHOD 8260 - TCL VOLATILE ORGANICS

Client Sample ID Job No & Lab sample ID	TRIP BLANK A05-8158 A5815803			
Sample Date Received Date Extraction Date Analysis Date Extraction HT Met? Analytical HT Met? Sample Matrix Dilution Factor Sample wt/vol % Dry	08/01/2005 08/01/2005 15:45 08/02/2005 22:39 - YES WATER 1.0 0.025 LITERS			

METHOD 8260 - TCL VOLATILE ORGANICS

Client Sample ID Job No & Lab Sample ID	VBLK53 A05-8158 A5B1176602			
Sample Date Received Date Extraction Date Analysis Date Extraction HT Met? Analytical HT Met? Sample Matrix Dilution Factor Sample wt/vol % Dry	08/02/2005 21:44 - - - WATER 1.0 0.025 LITERS			

Date: 08/22/2005 13:44
 Job No: A05-8158

MR. C'S SITE-000699.NY06
 SAMPLE CHRONOLOGY

Rept: AN1250
 Page: 1

Lab ID	Sample ID	Lab	Analyte	Method	DF	Sample wt/vol g/L	Sample Date	Receive Date	TCLP Date	T H	Analysis Date	ANL INI	A H	Matrix
A5815801	Effluent	RECNY	pH	150.1	1.0		08/01/05 13:55	08/01 15:45	NA		08/02 10:23	LRM	Y	WATER
A5815802	Influent	RECNY	Total Hardness	150.2	1.0		08/01/05 13:55	08/01 15:45	NA		08/02 11:37	LRM	Y	WATER
		RECNY	pH	150.1	1.0		08/01/05 13:45	08/01 15:45	NA		08/02 10:23	LRM	Y	WATER
		RECNY	Total Hardness	150.2	1.0		08/01/05 13:45	08/01 15:45	NA		08/02 11:37	LRM	Y	WATER

25/27

AH = Analysis Holding Time Met
 TH = TCLP Holding Time Met
 NA = Not Applicable
 ANL INI = Analyst Initials
 DF = Dilution Factor

Lab ID	Sample ID	Lab	Analyte	Method	DF	Sample wt/vol g/L	Sample Date	Receive Date	TCLP Date	T H	Analysis Date	ANL A INI H Matrix
A5B1168102	Method Blank	RECNY	Total Hardness	130.2	1.0				NA		08/02 11:37	LRM Y WATER

26/27

Attachment C
Summary of Site Utility Costs and Projections
October 2004 to August 2005

Attachment D
Sub-slab Ventilation/Mitigation System Reports
August 2005

BUFFALO CORPORATE CENTER
 368 Pleasant View Drive, Lancaster, New York 14086
 Tel: 716/684-8060, Fax: 716/684-0844

Sub- Slab Ventilation / Mitigation Systems Inspection / Operation and Maintenance Form

Address: First Presbyterian Church
Location: East Aurora, New York
Date: August 29, 2005
Inspector: Gregory Jones

Has the following conditions changed since the last inspection?

	Yes	No
Building Foot Print	_____	_____X_____
Basement Slab Occupancy	_____	_____X_____
Heating / Cooling System	_____	_____X_____
Basement Finish	_____	_____X_____
Crawlspaces	_____	_____N/A_____
Drains / Sumps / Floor Cracks	_____	_____X_____
Wall Penetration Cracks	_____X_____	_____
Condition of caulking	_____X_____	_____
System Monometer Readings	_____	_____X_____
Fan Condition	_____	_____X_____
Piping System Properly Supported	_____	_____X_____
Measured Velocity on Discharge Pipes (fpm)	_____	_____X_____

Inspector Comments:

The caulking in room 114 at the wall penetration from the classroom to the bathroom is cracked and missing on the bathroom wall and classroom wall. The building maintenance reported hearing the sound of water being sucked into the southwest corner riser in the dining room. Note: Inspection not conducted at 27 Whaley, unable to gain access.



ecology and environment engineering, p.c.

BUFFALO CORPORATE CENTER
368 Pleasant View Drive, Lancaster, New York 14086
Tel: 716/684-8060, Fax: 716/684-0844

Sub- Slab Ventilation / Mitigation Systems Inspection / Operation and Maintenance Form

Address: 27 Whaley Ave
Location: East Aurora, New York
Date: September 10, 2005
Inspector: Gregory Jones

Has the following conditions changed since the last inspection?

	Yes	No
Building Foot Print	_____	_____X_____
Basement Slab Occupancy	_____	_____X_____
Heating / Cooling System	_____	_____X_____
Basement Finish	_____	_____X_____
Crawlspaces	_____	_____N/A_____
Drains / Sumps / Floor Cracks	_____	_____X_____
Wall Penetration Cracks	_____	_____X_____
Condition of caulking	_____	_____X_____
System Monometer Readings	_____	_____X_____
Fan Condition	_____	_____X_____
Piping System Properly Supported	_____	_____X_____
Measured Velocity on Discharge Pipes (fpm)	_____	_____X_____

Inspector Comments:

The slack tube mamometer in the basement was at 1.2 . The entire system was in good condition.