




BUFFALO CORPORATE CENTER
368 Pleasantview Drive, Lancaster, New York 14086
Tel: 716/684-8060, Fax: 716/684-0844



March 10, 2005

Mr. David Chiusano, Project Manager
New York State Department of Environmental Conservation
Division of Environmental Remediation
Bureau of Construction Services
625 Broadway, 12th Floor
Albany, New York 12233 - 7010

Re: Mr. C's Dry Cleaners Site, Contract # D004180, Site # 9-15-157
February 2005 Operations, Maintenance, and Monitoring Report

Dear Mr. Chiusano:

Ecology and Environment Engineering, P.C. (EEEPC) is pleased to provide this February 2005 Operation, Maintenance, and Monitoring (OM&M) Report for the Mr. C's Dry Cleaners Site, NYSDEC Site # 9-15-157, located in East Aurora, New York. Copies of weekly inspection reports from EEEPC's subcontractor O&M Enterprises, Inc. (OMEI) are provided as Attachment A. Selected pages from the individual analytical data packages prepared by Severn-Trent Laboratories (STL) are provided as Attachments B1 and B2. All analytical results for the report were analyzed at the lowest detection limits in accordance with the method standard. Remedial treatment system utility costs are provided as Attachment C.

In review of the on-site treatment system operation, EEEPC offers the following comments and highlights:

Operational Summary

- The system was operational for 98.2% of the period between 1/31/05 and 2/28/05. Table 1 is provided to indicate the monthly operational time of the treatment equipment from the time of system startup.
- The effluent totalizer readings for the month of February 2005 indicate that approximately 1,271,562 gallons of groundwater were processed through the treatment system from 1/31/05 through 2/28/05. Table 2 provides a summary of groundwater volume treated since system start-up. Historical volumes are based on totalizer readings provided by the contractor's weekly inspection forms.
- Piezometer measurements were not collected on 2/1/05 and at the time of compliance sampling on 2/8/05. OMEI had difficulties obtaining piezometer readings due to deep snow piled over some of the off-site piezometers.
- Filters in the bag filter unit were replaced during weekly inspections on 2/8/05, 2/14/05, 2/21/05 and 2/28/05.
- Checklists for weekly system inspections from OMEI are provided as Attachment A for 2/8/05, 2/14/05, 2/21/05 and 2/28/05. Weekly system

checks indicate that all operating equipment appear to be operating within normal ranges with any exceptions noted above.

- The 2 granular carbon vessels were removed on Friday, January 14, 2005 and shipped to another NYSDEC site in Long Island, NY. Confirmation of delivery was received by EEEPC on Monday, January 17, 2005.
- A copy of the site utility costs from EEEPC operations from October 2004 to date is provided as Attachment C.

Analytical Summary - Groundwater

- EEEPC and OMEI personnel collected weekly samples of influent and effluent groundwater on two separate occasions during the reporting period (2/1/05 and 2/8/05) as part of the corrective action in response to the tetrachloroethene (PCE) discharge exceedance that occurred in November 2004. The groundwater samples collected on 2/1/05 and 2/8/05 were analyzed for volatile organic compounds (VOCs) only. The official monthly groundwater compliance samples collected 2/8/05. These samples were taken after the cleaning of the air stripping unit that occurred on February 4, 2005. At the request of the Department the lowest possible method detection limits were used for the analysis. The results are discussed below.
- The VOCs detected in the influent and effluent groundwater during the February 2005 sampling events are presented in Table 3.
- The February analytical results indicate that the treated groundwater effluent was in compliance with the Effluent Limitation Requirements for all VOCs and all metals. A comparison between the February 2005 analytical results and the Effluent Limitation Requirements for the site are provided in Table 4.
- Approximately 15.8 pounds of VOCs were removed from the influent groundwater based on calculations using the effluent discharge analytical results during the reporting period. A summary of the calculated removal volumes is located in Table 5. These values are calculated based on totalizer readings and assumes that non-detect values given in the analytical data package = 0 µg/L and that the monthly samples are indicative of the influent characteristics and system performance for the entire reporting period.
- Pursuant to Greg Sutton's email of January 14, 2005, metals, total suspended solids (TSS), total dissolved solids (TDS) and cyanide have been deleted from the compliance sampling and analytical program. The remaining analyses include VOCs, hardness and pH. Future monthly deliverables were requested to be submitted electronically to Dave Szymanski with only the cover letter and tables transmitted by hard copy.
- No further air sampling for compliance monitoring will be performed on the project. The vapor phase carbon units have been taken off-line from the treatment system and shipped offsite to another NYSDEC location.

Mr. C's Dry Cleaners Site - Remedial Treatment Utility Costs													ATTACHMENT C
NYSDEC Work Assignment #27.4													
12 Months of System Operation and Maintenance													
January 2005 Report													
Gas and Electric													
Utility Provider	Account #	E&E Cost Center	Description	October '04	November	December	January '05	February	March '05	April '05	May '05	Utility Budget:	
New York State E&G	06-311-11-	000699.NY06.05	Mr. C's Electric Costs	\$ 1,016.94	\$ 1,531.47	\$ 1,681.89	\$ 1,863.21	\$ 1,835.14				Electric: \$24,024.00	
	002616-26											Telephone: \$680.00	
National Fuel Gas	5819628-05	000699.NY06.05	Mr. C's Natural Gas Costs	\$ -	\$ -	\$ -	\$ 39.23	\$ 481.04				Gas \$1,100.00	
			Totals	\$ 1,016.94	\$ 1,531.47	\$ 1,681.89	\$ 1,902.44	\$ 2,316.18	\$ -			Total: \$25,804.00	
				June '05	July '05	August '05	September	October	November	December		Ave./Month	
				\$ -	\$ -	\$ -	\$ -	\$ -	\$ -	\$ -	\$ -	\$ 1,689.76	
Totals				\$ -	\$ -	\$ -	\$ -	\$ -	\$ -	\$ -	\$ -	\$ 260.14	
				\$ -	\$ -	\$ -	\$ -	\$ -	\$ -	\$ -	\$ -	\$ 1,949.90	
Grand Total - NYSE&G/National Fuel Gas Costs To Date \$ 8,448.82													
Phone													
Utility Provider	Phone #	E&E Cost Center	Location Description	October '04	November	December	January '05	February '05	March '05	April '05	May '05	Utility Budget:	
Verizon	716-652-0094	000699.NY06.05	Mr. C's Telephone Costs	\$ 39.56	\$ 38.76	\$ 39.10	\$ 39.08						
Account#	716 652 0094 416 26 2												
				June '05	July '05	August	September	October	November	December		Ave./Month	
				\$ -	\$ -	\$ -	\$ -	\$ -	\$ -	\$ -	\$ -	\$ 39.13	
Grand Total - Verizon Costs to Date \$ 156.50													
Grand Total All Utilities To Date \$ 8,605.32													
****This includes initial connection fees for the phone company of approximately \$180.													

Mr. David Chiusano, Project Manager
March 10, 2005
Page 3 of 3

If you have any questions regarding the February 2005 O&M report summary submitted, please call me a 716-684-8060.

Very Truly Yours,

A handwritten signature in black ink that reads "Michael G. Steffan". The signature is written in a cursive style with a large, prominent initial "M".

Michael G. Steffan
Project Manager
Ecology and Environment Engineering, P. C.

cc: D. Szymanski/G. Sutton, Region 9, NYSDEC - Buffalo w/o attachments
R. Becken, O&M Enterprises w/o attachments
D. Miller, E&E-Buffalo w/o attachments
CTF- 000699.NY06.05

Attachment C
Summary of Site Utility Costs and Projections
October 2003 to February 2005

Table 1
Mr. C's Dry Cleaners Site Remediation
Site #9-15-157
System Operational Time

Month	Reporting Hours	Operational Up-time
September 2002	576	100%
October 2002	744	99.33%
November 2002	720	93.41%
December 2002	744	80.65%
January 2003	744	59.15%
February 2003	672	63.39%
March 2003	744	82.39%
April 2003	720	100%
May 2003	744	100%
June 2003	720	90.00%
July 2003	744	100%
August 2003	744	100%
September 1-4, 2003	96	100%
October 22 -29, 2003	168	100%
October 29 - November 25, 2003	648	99%
November 25 - December 29, 2003	816	100%
December 29, 2003 – January 26, 2004	672	100%
January 26 – February 24, 2004	696	100%
February 24 – March 29, 2004	816	99.97%
March 29 – April 26, 2004	672	99.70%
April 26 – May 24, 2004	696	73.70%
May 24 – June 21, 2004	696	99.43%
June 22 – July 26, 2004	840	100%
July 27 – August 23, 2004	672	100%
August 23 - September 27, 2004	840	97.62%
September 27 - October 25, 2004	672	90.33%
October 25 - November 23, 2004	696	92.17%
November 23 - December 27, 2004	816	97.06%
December 27, 2004 - January 31, 2005	840	100%
January 31, 2005 - February 8, 2005	660	98%

Average Operational Up-time = 93.85%

NOTES:

1. Up-time based as percentage of total reporting hours
2. Treatment system operated by the Tyree Organization Ltd. from 9/02-9/03.
3. Treatment system operated by O&M Enterprises from 10/03 - present.

Client ID	Lab ID	Units	Sample Value	Reporting Limit	Sample Value	Reporting Limit	Sample Value	Reporting Limit
Job No	A5115102		ND	1.0	ND	50	NA	
Sample Date	A5115101		ND	1.0	ND	50	NA	
Analyte		UG/L	ND	1.0	38 J	50	NA	
1,1,2-Trichloro-1,2,2-trifluor		UG/L	ND	1.0	ND	150	NA	
Trichlorofluoromethane		UG/L	ND	1.0	ND	50-200	NA	
Trichloroethene		UG/L	ND	1.0	ND	50-200	NA	
Vinyl chloride		UG/L	ND	1.0	ND	76-116	NA	
Total Xylenes		UG/L	ND	3.0	ND	73-117	NA	
<u>IS/SURROGATE(S)</u>								
Chlorobenzene-D5		%	91	50-200	92	50-200	NA	
1,4-Difluorobenzene		%	93	50-200	92	50-200	NA	
1,4-Dichlorobenzene-D4		%	81	50-200	82	50-200	NA	
Toluene-D8		%	97	76-116	96	76-116	NA	
m-Bromofluorobenzene		%	95	73-117	90	73-117	NA	
1,2-Dichloroethane-D4		%	108	72-143	109	72-143	NA	

Table 2
Mr. C's Dry Cleaners Site Remediation
Site #9-15-157
Monthly Process Water Volumes

Month	Actual Period	Gallons
September 2002 ¹	9/5/02 - 10/2/02	4,362,477
October 2002 ¹	10/2/02 - 11/4/02	4,290,429
November 2002 ¹	11/4/02 - 12/2/02	3,326,126
December 2002 ¹	12/2/02 - 1/7/03	3,349,029
January 2003 ¹	1/7/03 - 2/3/03	1,973,144
February 2003 ¹	2/3/03 - 3/10/03	2,158,771
March 2003 ¹	3/10/03 - 4/7/03	3,263,897
April 2003 ¹	4/7/03 - 5/2/03	2,574,928
May 2003 ¹	5/2/03 - 6/2/03	1,652,538
June 2003 ¹	6/2/03 - 6/30/03	2,002,990
July 2003 ¹	6/30/03 - 7/29/03	2,543,978
August 2003 ¹	7/29/03 - 8/25/03	2,042,424
September 2003 ¹	8/25/03 - 10/22/03	370,446
October 2003 ²	10/22/03 - 10/29/03	67,424
November 2003 ²	10/29/03 - 11/25/03	224,278
December 2003 ²	11/25/03 - 12/29/03	1,496,271
January 2004 ²	12/29/03 - 01/26/04	688,034
February 2004 ²	01/26/04 - 02/24/04	736,288
March 2004 ²	02/24/04 - 03/29/04	2,164,569
April 2004 ²	03/29/04 - 04/26/04	1,741,730
May 2004 ²	4/26/2004 - 5/24/2004	1,408,095
June 2004 ²	5/24/2004 - 6/21/2004	972,132
July 2004 ²	6/22/2004 - 7/26/2004	1,858,790
August 2004 ²	7/27/04 - 8/23/04	1,289,960
September 2004 ²	8/23/04 - 9/27/04	1,201,913
October 2004 ²	9/27/04 - 10/25/04	937,560
November 2004 ²	10/25/04 - 11/23/04	1,098,158
December 2004 ²	11/23/04 - 12/27/04	1,556,063
January 2005 ²	12/27/04 - 1/31/05	1,798,238
February 2005 ²	1/31/05 - 2/28/05	1,271,562
TOTAL GALLONS		54,422,242

NOTES:

1. System operated by Tyree Organization Ltd. From 9/02 - 9/03
2. System operated by O&M Enterprises from 10/03 - present

Client ID Job No Sample Date	Lab ID	EFFLUENT A05-1151 02/08/2005		A5115102		INFLUENT A05-1151 02/08/2005		A5115101		Reporting Limit	Sample Value	Reporting Limit	Sample Value
		Sample Value	Reporting Limit	Sample Value	Reporting Limit	Sample Value	Reporting Limit	Sample Value	Reporting Limit				
Analyte	Units	Sample Value	Reporting Limit	Sample Value	Reporting Limit	Sample Value	Reporting Limit	Sample Value	Reporting Limit	Sample Value	Reporting Limit	Sample Value	Reporting Limit
Acetone	UG/L	41	5.0	ND	250	NA	250	NA	250	NA	250	NA	250
Benzene	UG/L	ND	1.0	ND	50	NA	50	NA	50	NA	50	NA	50
Bromodichloromethane	UG/L	ND	1.0	ND	50	NA	50	NA	50	NA	50	NA	50
Bromoform	UG/L	ND	1.0	ND	50	NA	50	NA	50	NA	50	NA	50
Bromomethane	UG/L	ND	1.0	ND	50	NA	50	NA	50	NA	50	NA	50
2-Butanone	UG/L	7.5	5.0	ND	250	NA	250	NA	250	NA	250	NA	250
Carbon Disulfide	UG/L	ND	1.0	ND	50	NA	50	NA	50	NA	50	NA	50
Carbon Tetrachloride	UG/L	ND	1.0	ND	50	NA	50	NA	50	NA	50	NA	50
Chlorobenzene	UG/L	ND	1.0	ND	50	NA	50	NA	50	NA	50	NA	50
Chloroethane	UG/L	ND	1.0	ND	50	NA	50	NA	50	NA	50	NA	50
Chloroform	UG/L	ND	1.0	ND	50	NA	50	NA	50	NA	50	NA	50
Chloromethane	UG/L	ND	1.0	ND	50	NA	50	NA	50	NA	50	NA	50
Cyclohexane	UG/L	ND	1.0	ND	50	NA	50	NA	50	NA	50	NA	50
1,2-Dibromoethane	UG/L	ND	1.0	ND	50	NA	50	NA	50	NA	50	NA	50
Dibromochloromethane	UG/L	ND	1.0	ND	50	NA	50	NA	50	NA	50	NA	50
1,2-Dibromo-3-chloropropane	UG/L	ND	1.0	ND	50	NA	50	NA	50	NA	50	NA	50
1,2-Dichlorobenzene	UG/L	ND	1.0	ND	50	NA	50	NA	50	NA	50	NA	50
1,3-Dichlorobenzene	UG/L	ND	1.0	ND	50	NA	50	NA	50	NA	50	NA	50
1,4-Dichlorobenzene	UG/L	ND	1.0	ND	50	NA	50	NA	50	NA	50	NA	50
Dichlorodifluoromethane	UG/L	ND	1.0	ND	50	NA	50	NA	50	NA	50	NA	50
1,1-Dichloroethane	UG/L	ND	1.0	ND	50	NA	50	NA	50	NA	50	NA	50
1,2-Dichloroethane	UG/L	ND	1.0	ND	50	NA	50	NA	50	NA	50	NA	50
1,1-Dichloroethene	UG/L	ND	1.0	ND	50	NA	50	NA	50	NA	50	NA	50
cis-1,2-Dichloroethene	UG/L	ND	1.0	ND	50	NA	50	NA	50	NA	50	NA	50
trans-1,2-Dichloroethene	UG/L	ND	1.0	ND	50	NA	50	NA	50	NA	50	NA	50
1,2-Dichloropropane	UG/L	ND	1.0	ND	50	NA	50	NA	50	NA	50	NA	50
cis-1,3-Dichloropropene	UG/L	ND	1.0	ND	50	NA	50	NA	50	NA	50	NA	50
trans-1,3-Dichloropropene	UG/L	ND	1.0	ND	50	NA	50	NA	50	NA	50	NA	50
Ethylbenzene	UG/L	ND	5.0	ND	250	NA	250	NA	250	NA	250	NA	250
2-Hexanone	UG/L	ND	1.0	ND	50	NA	50	NA	50	NA	50	NA	50
Isopropylbenzene	UG/L	ND	1.0	ND	50	NA	50	NA	50	NA	50	NA	50
Methyl acetate	UG/L	ND	1.0	ND	50	NA	50	NA	50	NA	50	NA	50
Methylcyclohexane	UG/L	ND	1.0	ND	50	NA	50	NA	50	NA	50	NA	50
Methylene chloride	UG/L	0.87 J	1.0	ND	50	NA	50	NA	50	NA	50	NA	50
4-Methyl-2-pentanone	UG/L	ND	5.0	ND	250	NA	250	NA	250	NA	250	NA	250
Methyl tert butyl ether	UG/L	ND	1.0	ND	50	NA	50	NA	50	NA	50	NA	50
Styrene	UG/L	0.70 J	1.0	ND	50	NA	50	NA	50	NA	50	NA	50
1,1,2,2-Tetrachloroethane	UG/L	ND	1.0	ND	50	NA	50	NA	50	NA	50	NA	50
Tetrachloroethene	UG/L	1.9	1.0	1500	50	NA	50	NA	50	NA	50	NA	50
Toluene	UG/L	0.37 J	1.0	ND	50	NA	50	NA	50	NA	50	NA	50
1,2,4-Trichlorobenzene	UG/L	ND	1.0	ND	50	NA	50	NA	50	NA	50	NA	50
1,1,1-Trichloroethane	UG/L	ND	1.0	ND	50	NA	50	NA	50	NA	50	NA	50
1,1,2-Trichloroethane	UG/L	ND	1.0	ND	50	NA	50	NA	50	NA	50	NA	50

Table 4
Mr. C's Dry Cleaners Site Remediation
Site #9-15-157
Effluent Discharge Criteria & Analytical Compliance Results

Parameter	Daily Maximum¹	Units	February 1, 2005 Effluent Analytical Values	February 8, 2005 Effluent Analytical Values
Flow	216,000	gpd	44,978.00	47,356.00
pH	6.0 - 9.0	standard units	NA	NA
1,1 Dichloroethene	10	µg/L	ND (<1.00)	ND (<1.00)
1,2 Dichloroethane	10	µg/L	ND (<1.00)	ND (<1.00)
Trichloroethene	10	µg/L	0.57 J	ND (<1.00)
Tetrachloroethene	10	µg/L	27.0	1.9
Vinyl Chloride	10	µg/L	ND (<1.00)	ND (<1.00)
Benzene	5	µg/L	ND (<1.00)	ND (<1.00)
Ethylbenzene	5	µg/L	ND (<1.00)	ND (<1.00)
Methylene Chloride	10	µg/L	ND (<1.00)	0.87 J
1,1,1 Trichloroethane	10	µg/L	ND (<1.00)	ND (<1.00)
Toluene	5	µg/L	0.43 J	0.37 J
o-Xylene ³	5	µg/L	ND (<3.00)	ND (<3.00)
m, p-Xylene ³	10	µg/L	ND (<3.00)	ND (<3.00)
Iron, total	600	µg/L	NA	NA
Aluminum	4,000	µg/L	NA	NA
Copper	48	µg/L	NA	NA
Lead	11	µg/L	NA	NA
Manganese	2,000	µg/L	NA	NA
Silver	100	µg/L	NA	NA
Vanadium	28	µg/L	NA	NA
Zinc	230	µg/L	NA	NA
Total Dissolved Solids	850	mg/L	NA	NA
Total Suspended Solids	20	mg/L	NA	NA
Cyanide, Free	10	µg/L	NA	NA

NOTES:

1. "Daily Maximum" excerpted from Attachment E of Addendum 1 to the Construction Contract Documents.
2. Analytical report did not differentiate between o-Xylene and m, p-Xylene. Total Xylene value reported is given in each line.
3. Shaded cells indicate that analytical value exceeds the "Daily Maximum"
4. "ND" indicates that the compound was not detected and lists the practical quantitation limit in parentheses.
5. "NA" indicates that analyses were not performed and data is unavailable.

Sample Data Package

Table 3
Mr. C's Dry Cleaners Site Remediation
NYSDEC Site #9-15-157
February 2005 VOC Analytical Summary

Compound	February 1, 2005			February 8, 2005			February Compliance	
	Influent Concentration (µg/L)	Effluent Concentration (µg/L)	Cleanup Efficiency (%)	Influent Concentration (µg/L)	Effluent Concentration (µg/L)	Cleanup Efficiency (%)	Influent Concentration (µg/L)	Effluent Concentration (µg/L)
2-Butanone	ND (<5.0)	ND (<5.0)	NA	ND (<250)	7.5	NA	ND (<250)	7.50
4-Methyl-2-pentanone	ND (<5.0)	ND (<5.0)	U	ND (<250)	0.87	J	ND (<250)	0.87
Acetone	ND (<5.0)	38	NA	ND (<250)	41	NA	ND (<250)	41.0
cis-1,2-Dichloroethene	5.6	ND (<1.00)	NA	ND (<50)	J	NA	ND (<50)	ND (<1.00)
Ethylbenzene	ND (<1.0)	ND (<1.00)	NA	ND (<50.0)	ND (<1.00)	NA	ND (<50.0)	ND (<1.00)
Methyl tert-butyl ether	10.00	1.1	89.0%	ND (<50.0)	J	NA	ND (<50.0)	ND (<1.00)
Methylene chloride	ND (<1.0)	ND (<1.00)	U	ND (<50.0)	0.87	J	ND (<50.0)	0.870
Styrene	ND (<1.0)	ND (<1.00)	U	ND (<50.0)	0.7	J	ND (<50.0)	0.700
Tetrachloroethene	670	27	96.0%	1500	1.9	99.87%	1500	1.90
Toluene	ND (<1.0)	0.430	J	ND (<50.0)	0.37	J	ND (<50.0)	0.370
Trichloroethene	37	0.57	J	38	J	97.40%	38.0	ND (<1.00)
Xylenes, Total	ND (<3.0)	ND (<3.0)	J	ND (<50.0)	ND (<3.00)	NA	ND (<50.0)	ND (<3.00)
TOTAL =							1538	53.2

Notes:

1. "NA" = Not applicable
2. "ND" = Non-detect and lists the detection limit in parentheses
3. "J" indicates an estimated value below the practical quantitation limit but above the method detection limit.
4. Non-detect values are assumed to be equal to zero for calculation of monthly average concentrations.

DATA COMMENT PAGE

ORGANIC DATA QUALIFIERS

- ND or U Indicates compound was analyzed for, but not detected at or above the reporting limit.
- J Indicates an estimated value. This flag is used either when estimating a concentration for tentatively identified compounds where a 1:1 response is assumed, or when the data indicates the presence of a compound that meets the identification criteria but the result is less than the sample quantitation limit but greater than zero.
- C This flag applies to pesticide results where the identification has been confirmed by GC/MS.
- B This flag is used when the analyte is found in the associated blank, as well as in the sample.
- E This flag identifies compounds whose concentrations exceed the calibration range of the instrument for that specific analysis.
- D This flag identifies all compounds identified in an analysis at the secondary dilution factor.
- N Indicates presumptive evidence of a compound. This flag is used only for tentatively identified compounds, where the identification is based on the Mass Spectral library search. It is applied to all TIC results.
- P This flag is used for a pesticide/Aroclor target analyte when there is greater than 25% difference for detected concentrations between the two GC columns. The lower of the two values is reported on the data page and flagged with a "P".
- A This flag indicates that a TIC is a suspected aldol-condensation product.
- 1 Indicates coelution.
- * Indicates analysis is not within the quality control limits.

INORGANIC DATA QUALIFIERS

- ND or U Indicates element was analyzed for, but not detected at or above the reporting limit.
- J or B Indicates a value greater than or equal to the instrument detection limit, but less than the quantitation limit.
- N Indicates spike sample recovery is not within the quality control limits.
- K Indicates the post digestion spike recovery is not within the quality control limits.
- S Indicates value determined by the Method of Standard Addition.
- M Indicates duplicate injection results exceeded quality control limits.
- W Post digestion spike for Furnace AA analysis is out of quality control limits (85-115%) while sample absorbance is less than 50% of spike absorbance.
- E Indicates a value estimated or not reported due to the presence of interferences.
- H Indicates analytical holding time exceedance. The value obtained should be considered an estimate.
- * Indicates analysis is not within the quality control limits.
- + Indicates the correlation coefficient for the Method of Standard Addition is less than 0.995.

Table 5
Mr. C's Dry Cleaners Site Remediation
Site #9-15-157
Monthly VOCs Removed From Groundwater

Month	Actual Period	Influent VOCs (µg/L)	Effluent VOCs (µg/L)	VOCs Removed (lbs.)
September 2002 ⁶	9/5/02 - 10/2/02	1297	1	47.2
October 2002 ⁶	10/2/02 - 11/4/02	2000	1	71.6
November 2002 ⁶	11/4/02 - 12/2/02	1685	0	46.8
December 2002 ⁶	12/2/02 - 1/7/03	1586	9	44.1
January 2003 ⁶	1/7/03 - 2/3/03	1803	10	29.5
February 2003 ⁶	2/3/03 - 3/10/03	1985	3	35.7
March 2003 ⁶	3/10/03 - 4/7/03	1990	5	54.1
April 2003 ⁶	4/7/03 - 5/2/03	1656	3	35.5
May 2003 ⁶	5/2/03 - 6/2/03	1623	7	22.3
June 2003 ⁶	6/2/03 - 6/30/03	5787	6	96.6
July 2003 ⁶	6/30/03 - 7/29/03	1356	1	28.8
August 2003 ⁶	7/29/03 - 8/25/03	1263	3	21.5
September 2003 ⁶	8/25/03 - 10/22/03	1263	3	3.9
October 2003 ⁷	10/22/03 - 10/29/03	1693.69	1.47	1.0
November 2003 ⁷	10/29/03 - 11/25/03	2510.83	4.4	4.7
December 2003 ⁷	11/25/03 - 12/29/03	503.3	10.5	6.2
January 2004 ⁷	12/29/03 - 01/26/04	3667	15.8	21.0
February 2004 ⁷	01/26/04 - 02/24/04	3348.6	26.7	20.4
March 2004 ⁷	02/24/04 - 03/29/04	1939.3	4.96	34.9
April 2004 ⁷	03/29/04 - 04/26/04	2255	0.0	32.8
May 2004 ⁷	4/26/2004 - 5/24/2004	2641	13.3	30.9
June 2004 ⁷	5/24/2004 - 6/21/2004	1454	1.7	22.5
July 2004 ⁷	6/22/2004 - 7/26/2004	1313	3.6	20.3
August 2004 ⁷	7/27/04 - 8/23/04	2305	7.4	24.7
September 2004 ⁷	8/23/04 - 9/27/04	1453	6.7	14.5
October 2004 ⁷	9/27/04 - 10/25/04	1504	14.3	11.7
November 2004 ⁷	10/25/04 - 11/23/04	1480	36.42	13.2
December 2004 ^{7, 8}	11/23/04 - 12/27/04	1562	132.21	18.6
January 2005 ⁷	12/27/04 - 1/31/05	1264	47.5	18.3
February 2005 ⁹	1/31/05 - 2/28/05	1538	53.2	15.8
Total pounds of VOCs removed from inception =				848.8

NOTES:

1. Calculations are based on monthly water samples and assumes samples are representative of the entire reporting period.
2. Calculations assume that non-detect values = 0 ug/L. Total VOCs summations include estimated "J" values.
3. Calculations are based on totalizer readings.
4. "Influent VOCs" and "Effluent VOCs" values given above is the summation of values for individual compounds given in monthly analytical reports.
5. No samples were collected in September 2003. August 2003 values are used.
6. Treatment system operated by Tyree Organization, Ltd. from 9/02 to 9/03.
7. Treatment system operated by O&M Enterprises from 10/03 to present.
8. Average influent and effluent concentrations used for December 2004.
9. Compliance sampling from February 8, 2005 used for monthly calculations.

CONVERSIONS:

1 pound = 453.5924 grams

1 gallon = 3.785 liters

Pounds of VOCs removed calculated by the following formula:

$$(1538 \text{ ug/L} - 53.2 \text{ ug/L}) * (1 \text{ g} / 10^6 \text{ ug}) * (1 \text{ lb} / 453.5924 \text{ g}) * 1,271,562 \text{ gallons} * (3.785 \text{ L} / \text{gallon}) \sim 15.75 \text{ lbs}$$

where 1,271,562 gallons is the monthly process water volume.

Date: 02/25/2005
Time: 11:24:24

Dilution Log w/Code Information
For Job A05-1151

6/24 Page: 1
Rept: AN1266R

<u>Client Sample ID</u>	<u>Lab Sample ID</u>	<u>Parameter (Inorganic)/Method (Organic)</u>	<u>Dilution</u>	<u>Code</u>
INFLUENT	A5115101	8260	50.00	008

Dilution Code Definition:

- 002 - sample matrix effects
- 003 - excessive foaming
- 004 - high levels of non-target compounds
- 005 - sample matrix resulted in method non-compliance for an Internal Standard
- 006 - sample matrix resulted in method non-compliance for Surrogate
- 007 - nature of the TCLP matrix
- 008 - high concentration of target analyte(s)
- 009 - sample turbidity
- 010 - sample color
- 011 - insufficient volume for lower dilution
- 012 - sample viscosity
- 013 - other

Attachment A
OMEI Weekly Inspection Reports
February 2005

NON-CONFORMANCE SUMMARY

Job#: A05-1151STL Project#: NY5A9393.3Site Name: Ecology and Environment NYSDEC StandbyGeneral Comments

The enclosed data have been reported utilizing data qualifiers (Q) as defined on the Data Comment Page.

Soil, sediment and sludge sample results are reported on "dry weight" basis unless otherwise noted in this data package.

According to 40CFR Part 136.3, pH, Chlorine Residual, Dissolved Oxygen, Sulfite, and Temperature analyses are to be performed immediately after aqueous sample collection. When these parameters are not indicated as field (e.g. pH-Field), they were not analyzed immediately, but as soon as possible after laboratory receipt.

Sample dilutions were performed as indicated on the attached Dilution Log. The rationale for dilution is specified by the 3-digit code and definition.

Sample Receipt Comments

A05-1151

Sample Cooler(s) were received at the following temperature(s); 6.0 °C
All samples were received in good condition.

GC/MS Volatile Data

The analytes Bromodichloromethane, Chloroform and Dibromochloromethane were detected in the Trip Blank at a level above the Reporting Limit. These analytes were not detected in any of the associated samples, therefore there is no impact on data usability.

The results presented in this report relate only to the analytical testing and condition of the sample at receipt. This report pertains to only those samples actually tested. All pages of this report are integral parts of the analytical data. Therefore, this report should be reproduced only in its entirety.

Mr. C's Dry Cleaners Site
NYSDEC Site #9-15-157
System Inspection Form

Date/Time 2/8/05 9:10

Inspection personnel RC Becken

Other personnel on site Greg Jones

Weather Conditions Light rain 41 degrees

Are all well pumps operating in auto? (YES) NO
If "NO", provide explanation

Provide water level readings on control panel

RW-1	ON	(OFF)	<u>6</u>	ft
PW-2	ON	(OFF)	<u>6</u>	ft
PW-3	ON	(OFF)	<u>5</u>	ft
PW-4	ON	(OFF)	<u>7</u>	ft
PW-5	(ON)	OFF	<u>4</u>	ft
PW-6	(ON)	OFF	<u>4</u>	ft
PW-7	(ON)	OFF	<u>8</u>	ft
PW-8	ON	(OFF)	<u>5</u>	ft
Equalization tank			<u>4</u>	ft

Influent Flow Rate 69.98 gpm

Influent Totalizer Reading 2315029 gallons

Sequestering agent drum level 0 ft-in

Amount of sequestering agent remaining 0 gallons

Sequestering agent feed rate 0 gpm

Sequestering agent metering Pump Pressure 0 psi

Bag filter top pressure 15 psi

Bag filter bottom pressure 0 psi

METHODS SUMMARY

Job#: A05-1151STL Project#: NY5A9393.3Site Name: Ecology and Environment NYSDEC Standby

<u>PARAMETER</u>	<u>ANALYTICAL METHOD</u>
METHOD 8260 - TCL VOLATILE ORGANICS	SW8463 8260

SW8463 "Test Methods for Evaluating Solid Waste Physical/Chemical Methods (SW846), Third Edition, 9/86; Update I, 7/92; Update IIA, 8/93; Update II, 9/94; Update IIB, 1/95; Update III, 12/96.

**Mr. C's Dry Cleaners Site
 NYSDEC Site #9-15-157
 System Inspection Form**

Influent feed pump in use #1 (#2)

Influent Pump Pressure _____ 7 psi

Air stripper blower in use #1 (#2)

Air stripper differential pressure _____ 0.35 inches H₂O

Air stripper vacuum _____ 5 inches H₂O

Effluent feed pump in use #1 (#2)

Effluent feed pump pressure _____ 7 psi

Effluent flow rate _____ ~90 gpm

Effluent Totalizer reading _____ 7205687 gallons

Are building heaters in use? (YES) NO

Ambient air temperature _____ 60 degrees F

Are any leaks present? YES (NO)

Is sump pump in use? YES (NO)

Water level in sump _____ 4"

Is treatment building clean and organized? (YES) NO

Samples collected? (YES) NO

	Sample ID	Time of Sampling	pH	Turbidity	Temp.
Air stripper influent					
Air stripper effluent					
GAC influent	_____		NA	NA	
GAC effluent	_____		NA	NA	

Is there evidence of tampering/vandalism of wells? YES (NO)

Were manholes inspected? YES NO

Were electrical boxes inspected? YES (NO)

Is water present in any manholes or electrical boxes? (YES) NO

(If yes, provide manhole/electric box ID and description of any corrective measures on the following page.)

SAMPLE SUMMARY

<u>LAB SAMPLE ID</u>	<u>CLIENT SAMPLE ID</u>	<u>SAMPLED</u>		<u>RECEIVED</u>	
		<u>DATE</u>	<u>TIME</u>	<u>DATE</u>	<u>TIME</u>
A5115102	EFFLUENT	02/08/2005	11:06	02/08/2005	17:40
A5115101	INFLUENT	02/08/2005	10:55	02/08/2005	17:40
A5115103	TRIP BLANK	02/08/2005		02/08/2005	17:40

Mr. C's Dry Cleaners Site
NYSDEC Site #9-15-157
System Inspection Form

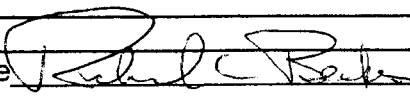
Other observations:

The stripper tray unit has some minor leaks at various levels of the trays, if it doesn't stop by next weeks visit I will use some RTV gasket sealer to stop the leaks.

Describe any other system maintenance performed

Changed filters today.

2/4/05- Dissassembled stripper trays and pressure washed, the top two trays were clean but the bottom two were quite plugged with mineral deposits, the bottom being the worst of the two. When reassembling the stripper trays I replaced the top rubber gasket, leaving two spare gaskets left.

Signature 

STL Buffalo Current Certifications

STATE	Program	Cert # / Lab ID
Arkansas	SDWA, CWA, RCRA, SOIL	03-054-D/88-0686
California	NELAP SDWA, CWA, RCRA	01169CA
Connecticut	SDWA, CWA, RCRA, SOIL	PH-0568
Florida	NELAP RCRA	E87672
Georgia	SDWA	956
Illinois	NELAP SDWA, CWA, RCRA	200003
Iowa	SW/CS	374
Kansas	NELAP SDWA, CWA, RCRA	E-10187
Kentucky	SDWA	90029
Kentucky UST	UST	30
Louisiana	NELAP CWA, RCRA	2031
Maine	SDWA, CWA	NY044
Maryland	SDWA	294
Massachusetts	SDWA, CWA	M-NY044
Michigan	SDWA	9937
Minnesota	CWA, RCRA	036-999-337
New Hampshire	NELAP SDWA, CWA	233701
New Jersey	SDWA, CWA, RCRA, CLP	NY455
New York	NELAP, AIR, SDWA, CWA, RCRA	10026
North Carolina	CWA	411
North Dakota	SDWA, CWA, RCRA	R-176
Oklahoma	CWA, RCRA	9421
Pennsylvania	Env. Lab Reg.	68-281
South Carolina	RCRA	91013
USDA	FOREIGN SOIL PERMIT	S-41579
Virginia	SDWA	278
Washington	CWA	C254
West Virginia	CWA	252
Wisconsin	CWA	998310390

Mr. C's Dry Cleaners Site
NYSDEC Site #9-15-157
System Inspection Form

Date/Time 2\14\05 9:25

Inspection personnel RC Becken

Other personnel on site _____

Weather Conditions overcast light rain 41 degrees

Are all well pumps operating in auto? (YES) NO

If "NO", provide explanation

Provide water level readings on control panel

RW-1	(ON)	OFF	<u>5</u>	ft
PW-2	ON	(OFF)	<u>5</u>	ft
PW-3	ON	(OFF)	<u>6</u>	ft
PW-4	(ON)	OFF	<u>4</u>	ft
PW-5	ON	(OFF)	<u>3</u>	ft
PW-6	ON	(OFF)	<u>7</u>	ft
PW-7	(ON)	OFF	<u>8</u>	ft
PW-8	ON	(OFF)	<u>5</u>	ft
Equalization tank			<u>4</u>	ft

Influent Flow Rate 56 gpm

Influent Totalizer Reading 2805573 gallons

Sequestering agent drum level 0 ft-in

Amount of sequestering agent remaining 0 gallons

Sequestering agent feed rate 0 gpm

Sequestering agent metering Pump Pressure 0 psi

Bag filter top pressure 20 psi

Bag filter bottom pressure 0 psi

**Mr. C's Dry Cleaners Site
 NYSDEC Site #9-15-157
 System Inspection Form**

Influent feed pump in use #1 (#2)

Influent Pump Pressure _____ 7 psi

Air stripper blower in use #1 (#2) 20" Water pressure in sump

Air stripper differential pressure _____ 0.34 inches H₂O

Air stripper vacuum _____ 4 inches H₂O

Effluent feed pump in use #1 (#2)

Effluent feed pump pressure _____ 7 psi

Effluent flow rate _____ ~90 gpm

Effluent Totalizer reading _____ 7489820 gallons

Are building heaters in use? (YES) NO

Ambient air temperature _____ 55 degrees F

Are any leaks present? (YES) NO

Is sump pump in use? YES (NO)

Water level in sump _____ 4"

Is treatment building clean and organized? (YES) NO

Samples collected? YES (NO)

	Sample ID	Time of Sampling	pH	Turbidity	Temp.
Air stripper influent					
Air stripper effluent					
GAC influent	_____		NA	NA	
GAC effluent	_____		NA	NA	

Is there evidence of tampering/vandalism of wells? YES (NO)

Were manholes inspected? YES NO

Were electrical boxes inspected? YES (NO)

Is water present in any manholes or electrical boxes? (YES) NO

(If yes, provide manhole/electric box ID and description of any corrective measures on the following page.)

STL Buffalo

10 Hazelwood Drive, Suite 106
Amherst, NY 14228

Tel: 716 691 2600 Fax: 716 691 7991
www.stl-inc.com

ANALYTICAL REPORT

Job#: A05-1151


STL Project#: NY5A9393.3

Site Name: Ecology and Environment NYSDEC Standby

Task: Mr. C's Site-000699.NY06

Mr. Mike Steffan
Ecology and Environment
368 Pleasant View Drive
Lancaster, NY 14086

STL Buffalo



Paul K. Morrow
Project Manager

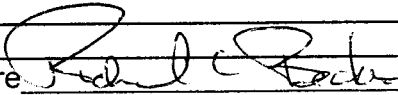
02/25/2005

**Mr. C's Dry Cleaners Site
NYSDEC Site #9-15-157
System Inspection Form**

Other observations: minor drippage from stripper trays

Describe any other system maintenance performed
Using silicon chalk I was able to stop the dripping from the stripper tray seals.

Changed filter, flow increased to 75 gpm

Signature 

Attachment B2
Selected pages from
Severn-Trent Laboratory
Analytical Data Package #A05-1151
February 8, 2005

Mr. C's Dry Cleaners Site
NYSDEC Site #9-15-157
System Inspection Form

Date/Time 2/21/05 9:00

Inspection personnel RC Becken

Other personnel on site Greg Jones

Weather Conditions overcast 34 degrees

Are all well pumps operating in auto? (YES) NO
If "NO", provide explanation

Provide water level readings on control panel

RW-1	(ON)	OFF	<u>5</u>	ft
PW-2	ON	(OFF)	<u>6</u>	ft
PW-3	ON	(OFF)	<u>7</u>	ft
PW-4	(ON)	OFF	<u>5</u>	ft
PW-5	ON	(OFF)	<u>5</u>	ft
PW-6	ON	(OFF)	<u>4</u>	ft
PW-7	(ON)	OFF	<u>7</u>	ft
PW-8	ON	(OFF)	<u>5</u>	ft
Equalization tank			<u>4</u>	ft

Influent Flow Rate 39.73 gpm

Influent Totalizer Reading 3318308 gallons

Sequestering agent drum level 0 ft-in

Amount of sequestering agent remaining 0 gallons

Sequestering agent feed rate 0 gpm

Sequestering agent metering Pump Pressure 0 psi

Bag filter top pressure 12 psi

Bag filter bottom pressure 0 psi

METHOD 8260 - TCL VOLATILE ORGANICS
ANALYSIS DATA SHEET

14/93

Client No.

AS INFLUENT DL

Lab Name: STL Buffalo Contract: _____

Lab Code: RECNY Case No.: _____ SAS No.: _____ SDG No.: _____

Matrix: (soil/water) WATER Lab Sample ID: A5094501DL

Sample wt/vol: 25.00 (g/mL) ML Lab File ID: L2406.RR

Level: (low/med) LOW Date Samp/Recv: 02/01/2005 02/01/2005

% Moisture: not dec. _____ Heated Purge: N Date Analyzed: 02/05/2005

GC Column: DB-624 ID: 0.53 (mm) Dilution Factor: 50.00

Soil Extract Volume: _____ (uL) Soil Aliquot Volume: _____ (uL)

CONCENTRATION UNITS:
(ug/L or ug/Kg) UG/L Q

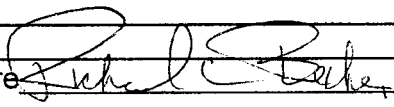
CAS NO.	COMPOUND	CONCENTRATION UNITS: (ug/L or ug/Kg) <u>UG/L</u>	Q
108-10-1-----	4-Methyl-2-pentanone	250	U
1634-04-4-----	Methyl tert butyl ether	50	U
100-42-5-----	Styrene	50	U
79-34-5-----	1,1,2,2-Tetrachloroethane	50	U
127-18-4-----	Tetrachloroethene	1400	D
108-88-3-----	Toluene	50	U
120-82-1-----	1,2,4-Trichlorobenzene	50	U
71-55-6-----	1,1,1-Trichloroethane	50	U
79-00-5-----	1,1,2-Trichloroethane	50	U
76-13-1-----	1,1,2-Trichloro-1,2,2-trifluoroethane	50	U
75-69-4-----	Trichlorofluoromethane	50	U
79-01-6-----	Trichloroethene	33	DJ
75-01-4-----	Vinyl chloride	50	U
1330-20-7-----	Total Xylenes	150	U

**Mr. C's Dry Cleaners Site
NYSDEC Site #9-15-157
System Inspection Form**

Other observations:

Minor water leakage apparently from the stripper trays, I could not see any leakage but I did vacuum up the water.

Describe any other system maintenance performed
Changed filter afterwhich the flow increased to 81.86 gpm
Installed pipe hanger for the effluent air duct.
Reglued the 2 inch sewer pipe which was dripping.

Signature 

METHOD 8260 - TCL VOLATILE ORGANICS
ANALYSIS DATA SHEET

13/93

Client No.

AS INFLUENT DL

Lab Name: STL Buffalo Contract: _____

Lab Code: RECNY Case No.: _____ SAS No.: _____ SDG No.: _____

Matrix: (soil/water) WATER Lab Sample ID: A5094501DL

Sample wt/vol: 25.00 (g/mL) ML Lab File ID: L2406.RR

Level: (low/med) LOW Date Samp/Recv: 02/01/2005 02/01/2005

% Moisture: not dec. _____ Heated Purge: N Date Analyzed: 02/05/2005

GC Column: DB-624 ID: 0.53 (mm) Dilution Factor: 50.00

Soil Extract Volume: _____ (uL) Soil Aliquot Volume: _____ (uL)

CONCENTRATION UNITS:

CAS NO. COMPOUND (ug/L or ug/Kg) UG/L Q

CAS NO.	COMPOUND	(ug/L or ug/Kg)	UG/L	Q
67-64-1	Acetone		250	U
71-43-2	Benzene		50	U
75-27-4	Bromodichloromethane		50	U
75-25-2	Bromoform		50	U
74-83-9	Bromomethane		50	U
78-93-3	2-Butanone		250	U
75-15-0	Carbon Disulfide		50	U
56-23-5	Carbon Tetrachloride		50	U
108-90-7	Chlorobenzene		50	U
75-00-3	Chloroethane		50	U
67-66-3	Chloroform		50	U
74-87-3	Chloromethane		50	U
110-82-7	Cyclohexane		50	U
106-93-4	1,2-Dibromoethane		50	U
124-48-1	Dibromochloromethane		50	U
96-12-8	1,2-Dibromo-3-chloropropane		50	U
95-50-1	1,2-Dichlorobenzene		50	U
541-73-1	1,3-Dichlorobenzene		50	U
106-46-7	1,4-Dichlorobenzene		50	U
75-71-8	Dichlorodifluoromethane		50	U
75-34-3	1,1-Dichloroethane		50	U
107-06-2	1,2-Dichloroethane		50	U
75-35-4	1,1-Dichloroethene		50	U
156-59-2	cis-1,2-Dichloroethene		50	U
156-60-5	trans-1,2-Dichloroethene		50	U
78-87-5	1,2-Dichloropropane		50	U
10061-01-5	cis-1,3-Dichloropropene		50	U
10061-02-6	trans-1,3-Dichloropropene		50	U
100-41-4	Ethylbenzene		50	U
591-78-6	2-Hexanone		250	U
98-82-8	Isopropylbenzene		50	U
79-20-9	Methyl acetate		50	U
108-87-2	Methylcyclohexane		50	U
75-09-2	Methylene chloride		50	U

Mr. C's Dry Cleaners Site
NYSDEC Site #9-15-157
System Inspection Form

Date/Time 2\28\05 12:00

Inspection personnel RC Becken

Other personnel on site _____

Weather Conditions light snow 32 degrees

Are all well pumps operating in auto? (YES) NO

If "NO", provide explanation

Provide water level readings on control panel

RW-1	ON	(OFF)	<u>8</u>	ft
PW-2	ON	(OFF)	<u>7</u>	ft
PW-3	ON	(OFF)	<u>6</u>	ft
PW-4	ON	(OFF)	<u>6</u>	ft
PW-5	ON	(OFF)	<u>5</u>	ft
PW-6	ON	(OFF)	<u>4</u>	ft
PW-7	(ON)	OFF	<u>8</u>	ft
PW-8	ON	(OFF)	<u>4</u>	ft
Equalization tank			<u>4</u>	ft

Influent Flow Rate 45 gpm

Influent Totalizer Reading 3878109 gallons

Sequestering agent drum level 0 ft-in

Amount of sequestering agent remaining 0 gallons

Sequestering agent feed rate 0 gpm

Sequestering agent metering Pump Pressure 0 psi

Bag filter top pressure 20 psi

Bag filter bottom pressure 0 psi

METHOD 8260 - TCL VOLATILE ORGANICS
ANALYSIS DATA SHEET

12/93

Client No.

AS INFLUENT

Lab Name: STL Buffalo Contract: _____

Lab Code: RECNY Case No.: _____ SAS No.: _____ SDG No.: _____

Matrix: (soil/water) WATER Lab Sample ID: A5094501

Sample wt/vol: 25.00 (g/mL) ML Lab File ID: I2382.RR

Level: (low/med) LOW Date Samp/Recv: 02/01/2005 02/01/2005

% Moisture: not dec. _____ Heated Purge: N Date Analyzed: 02/04/2005

GC Column: DB-624 ID: 0.53 (mm) Dilution Factor: 1.00

Soil Extract Volume: _____ (uL) Soil Aliquot Volume: _____ (uL)

CONCENTRATION UNITS:

CAS NO. COMPOUND (ug/L or ug/Kg) UG/L Q

108-10-1-----	4-Methyl-2-pentanone	5.0	U
1634-04-4-----	Methyl tert butyl ether	10	
100-42-5-----	Styrene	1.0	U
79-34-5-----	1,1,2,2-Tetrachloroethane	1.0	U
127-18-4-----	Tetrachloroethene	670	E
108-88-3-----	Toluene	1.0	U
120-82-1-----	1,2,4-Trichlorobenzene	1.0	U
71-55-6-----	1,1,1-Trichloroethane	0.47	J
79-00-5-----	1,1,2-Trichloroethane	1.0	U
76-13-1-----	1,1,2-Trichloro-1,2,2-trifluoroethane	1.0	U
75-69-4-----	Trichlorofluoromethane	1.0	U
79-01-6-----	Trichloroethene	37	
75-01-4-----	Vinyl chloride	1.0	U
1330-20-7-----	Total Xylenes	3.0	U

**Mr. C's Dry Cleaners Site
NYSDEC Site #9-15-157
System Inspection Form**

Influent feed pump in use #1 (#2)

Influent Pump Pressure _____ 7 psi

Air stripper blower in use #1 (#2)

Air stripper differential pressure _____ 0.26 inches H₂O

Air stripper vacuum _____ 4.5 inches H₂O

Effluent feed pump in use #1 (#2)

Effluent feed pump pressure _____ 7 psi

Effluent flow rate _____ ~90 gpm

Effluent Totalizer reading _____ 8117429 gallons

Are building heaters in use? (YES) NO

Ambient air temperature _____ 55 degrees F

Are any leaks present? YES (NO)

Is sump pump in use? YES (NO)

Water level in sump _____ 4"

Is treatment building clean and organized? (YES) NO

Samples collected? YES (NO)

	Sample ID	Time of Sampling	pH	Turbidity	Temp.
Air stripper influent					
Air stripper effluent					
GAC influent	_____		NA	NA	
GAC effluent	_____		NA	NA	

Is there evidence of tampering/vandalism of wells? YES (NO)

Were manholes inspected? YES NO

Were electrical boxes inspected? YES (NO)

Is water present in any manholes or electrical boxes? (YES) NO

(If yes, provide manhole/electric box ID and description of any corrective measures on the following page.)

METHOD 8260 - TCL VOLATILE ORGANICS
ANALYSIS DATA SHEET

11/93

Client No.

AS INFLUENT

Lab Name: STL Buffalo Contract: _____

Lab Code: RECNY Case No.: _____ SAS No.: _____ SDG No.: _____

Matrix: (soil/water) WATER Lab Sample ID: A5094501

Sample wt/vol: 25.00 (g/mL) ML Lab File ID: L2382.RR

Level: (low/med) LOW Date Samp/Recv: 02/01/2005 02/01/2005

% Moisture: not dec. _____ Heated Purge: N Date Analyzed: 02/04/2005

GC Column: DB-624 ID: 0.53 (mm) Dilution Factor: 1.00

Soil Extract Volume: _____ (uL) Soil Aliquot Volume: _____ (uL)

CONCENTRATION UNITS:


CAS NO. COMPOUND (ug/L or ug/Kg) UG/L Q

CAS NO.	COMPOUND	(ug/L or ug/Kg)	UG/L	Q
67-64-1	Acetone		5.0	U
71-43-2	Benzene		1.0	U
75-27-4	Bromodichloromethane		1.0	U
75-25-2	Bromoform		1.0	U
74-83-9	Bromomethane		1.0	U
78-93-3	2-Butanone		5.0	U
75-15-0	Carbon Disulfide		1.0	U
56-23-5	Carbon Tetrachloride		1.0	U
108-90-7	Chlorobenzene		1.0	U
75-00-3	Chloroethane		1.0	U
67-66-3	Chloroform		0.53	J
74-87-3	Chloromethane		1.0	U
110-82-7	Cyclohexane		1.0	U
106-93-4	1,2-Dibromoethane		1.0	U
124-48-1	Dibromochloromethane		1.0	U
96-12-8	1,2-Dibromo-3-chloropropane		1.0	U
95-50-1	1,2-Dichlorobenzene		1.0	U
541-73-1	1,3-Dichlorobenzene		1.0	U
106-46-7	1,4-Dichlorobenzene		1.0	U
75-71-8	Dichlorodifluoromethane		1.0	U
75-34-3	1,1-Dichloroethane		1.0	U
107-06-2	1,2-Dichloroethane		1.0	U
75-35-4	1,1-Dichloroethene		1.0	U
156-59-2	cis-1,2-Dichloroethene		5.6	
156-60-5	trans-1,2-Dichloroethene		0.64	J
78-87-5	1,2-Dichloropropane		1.0	U
10061-01-5	cis-1,3-Dichloropropene		1.0	U
10061-02-6	trans-1,3-Dichloropropene		1.0	U
100-41-4	Ethylbenzene		1.0	U
591-78-6	2-Hexanone		5.0	U
98-82-8	Isopropylbenzene		1.0	U
79-20-9	Methyl acetate		1.0	U
108-87-2	Methylcyclohexane		1.0	U
75-09-2	Methylene chloride		1.0	U

Mr. C's Dry Cleaners Site
NYSDEC Site #9-15-157
System Inspection Form

Other observations: _____

Describe any other system maintenance performed
Changed filters, afterwhich influent flow increase d to 77.42 gpm.
Removed the pump from PW-7 and replaced with the last remaining new spare pump,
I found the original pump to be clogged with a rust colored slimey substance. After
removing the riser pipe from the pump I found it to be clogged with the same substance.
I cleaned the riser as well as I could and installed the new pump, after start up the
water level in the well went from 17 feet to 5 feet fairly rapidly but never did I see it
go below 5 feet. My concern is that the force main may be clogged for some distance
from the well and not allowing the pump to achieve maximun gpm.

Signature  _____

METHOD 8260 - TCL VOLATILE ORGANICS
ANALYSIS DATA SHEET

10/93

Client No.

AS EFFLUENT

Lab Name: STL Buffalo Contract: _____

Lab Code: RECNY Case No.: _____ SAS No.: _____ SDG No.: _____

Matrix: (soil/water) WATER Lab Sample ID: A5094502

Sample wt/vol: 25.00 (g/mL) ML Lab File ID: L2405.RR

Level: (low/med) LOW Date Samp/Recv: 02/01/2005 02/01/2005

% Moisture: not dec. _____ Heated Purge: N Date Analyzed: 02/05/2005

GC Column: DB-624 ID: 0.53 (mm) Dilution Factor: 1.00

Soil Extract Volume: _____ (uL) Soil Aliquot Volume: _____ (uL)

CONCENTRATION UNITS:

CAS NO.	COMPOUND	(ug/L or ug/Kg)	UG/L	Q
108-10-1-----	4-Methyl-2-pentanone		5.0	U
1634-04-4-----	Methyl tert butyl ether		1.1	
100-42-5-----	Styrene		1.0	U
79-34-5-----	1,1,2,2-Tetrachloroethane		1.0	U
127-18-4-----	Tetrachloroethene		27	
108-88-3-----	Toluene		0.43	J
120-82-1-----	1,2,4-Trichlorobenzene		1.0	U
71-55-6-----	1,1,1-Trichloroethane		1.0	U
79-00-5-----	1,1,2-Trichloroethane		1.0	U
76-13-1-----	1,1,2-Trichloro-1,2,2-trifluoroethane		1.0	U
75-69-4-----	Trichlorofluoromethane		1.0	U
79-01-6-----	Trichloroethene		0.57	J
75-01-4-----	Vinyl chloride		1.0	U
1330-20-7-----	Total Xylenes		3.0	U

Attachment B1
Selected pages from
Severn-Trent Laboratory
Analytical Data Package # A5-0945
February 1, 2005

METHOD 8260 - TCL VOLATILE ORGANICS
ANALYSIS DATA SHEET

9/93

Client No.

AS EFFLUENT

Lab Name: STL Buffalo Contract: _____

Lab Code: RECNY Case No.: _____ SAS No.: _____ SDG No.: _____

Matrix: (soil/water) WATER Lab Sample ID: A5094502

Sample wt/vol: 25.00 (g/mL) ML Lab File ID: L2405.RR

Level: (low/med) LOW Date Samp/Recv: 02/01/2005 02/01/2005

% Moisture: not dec. _____ Heated Purge: N Date Analyzed: 02/05/2005

GC Column: DB-624 ID: 0.53 (mm) Dilution Factor: 1.00

Soil Extract Volume: _____ (uL) Soil Aliquot Volume: _____ (uL)

CONCENTRATION UNITS:

CAS NO. COMPOUND (ug/L or ug/Kg) UG/L Q

CAS NO.	COMPOUND	(ug/L or ug/Kg)	UG/L	Q
67-64-1-----	Acetone		38	
71-43-2-----	Benzene		1.0	U
75-27-4-----	Bromodichloromethane		1.0	U
75-25-2-----	Bromoform		1.0	U
74-83-9-----	Bromomethane		1.0	U
78-93-3-----	2-Butanone		5.0	U
75-15-0-----	Carbon Disulfide		1.0	U
56-23-5-----	Carbon Tetrachloride		1.0	U
108-90-7-----	Chlorobenzene		1.0	U
75-00-3-----	Chloroethane		1.0	U
67-66-3-----	Chloroform		1.0	U
74-87-3-----	Chloromethane		1.0	U
110-82-7-----	Cyclohexane		1.0	U
106-93-4-----	1,2-Dibromomethane		1.0	U
124-48-1-----	Dibromochloromethane		1.0	U
96-12-8-----	1,2-Dibromo-3-chloropropane		1.0	U
95-50-1-----	1,2-Dichlorobenzene		1.0	U
541-73-1-----	1,3-Dichlorobenzene		1.0	U
106-46-7-----	1,4-Dichlorobenzene		1.0	U
75-71-8-----	Dichlorodifluoromethane		1.0	U
75-34-3-----	1,1-Dichloroethane		1.0	U
107-06-2-----	1,2-Dichloroethane		1.0	U
75-35-4-----	1,1-Dichloroethene		1.0	U
156-59-2-----	cis-1,2-Dichloroethene		1.0	U
156-60-5-----	trans-1,2-Dichloroethene		1.0	U
78-87-5-----	1,2-Dichloropropane		1.0	U
10061-01-5----	cis-1,3-Dichloropropene		1.0	U
10061-02-6----	trans-1,3-Dichloropropene		1.0	U
100-41-4-----	Ethylbenzene		1.0	U
591-78-6-----	2-Hexanone		5.0	U
98-82-8-----	Isopropylbenzene		1.0	U
79-20-9-----	Methyl acetate		1.0	U
108-87-2-----	Methylcyclohexane		1.0	U
75-09-2-----	Methylene chloride		1.0	U

STL Buffalo

10 Hazelwood Drive, Suite 106
Amherst, NY 14228

Tel: 716 691 2600 Fax: 716 691 7991
www.stl-inc.com

ANALYTICAL REPORT

Job#: A05-0945


STL Project#: NY5A9393.3

Site Name: Ecology and Environment NYSDEC Standby

Task: Mr. C's Site-000699.NY06

Mr. Mike Steffan
Ecology and Environment
368 Pleasant View Drive
Lancaster, NY 14086

STL Buffalo



Paul K. Morrow
Project Manager

02/17/2005

DATA COMMENT PAGE

ORGANIC DATA QUALIFIERS

- ND or U Indicates compound was analyzed for, but not detected at or above the reporting limit.
- J Indicates an estimated value. This flag is used either when estimating a concentration for tentatively identified compounds where a 1:1 response is assumed, or when the data indicates the presence of a compound that meets the identification criteria but the result is less than the sample quantitation limit but greater than zero.
- C This flag applies to pesticide results where the identification has been confirmed by GC/MS.
- B This flag is used when the analyte is found in the associated blank, as well as in the sample.
- E This flag identifies compounds whose concentrations exceed the calibration range of the instrument for that specific analysis.
- D This flag identifies all compounds identified in an analysis at the secondary dilution factor.
- N Indicates presumptive evidence of a compound. This flag is used only for tentatively identified compounds, where the identification is based on the Mass Spectral library search. It is applied to all TIC results.
- P This flag is used for a pesticide/Aroclor target analyte when there is greater than 25% difference for detected concentrations between the two GC columns. The lower of the two values is reported on the data page and flagged with a "P".
- A This flag indicates that a TIC is a suspected aldol-condensation product.
- 1 Indicates coelution.
- * Indicates analysis is not within the quality control limits.

INORGANIC DATA QUALIFIERS

- ND or U Indicates element was analyzed for, but not detected at or above the reporting limit.
- J or B Indicates a value greater than or equal to the instrument detection limit, but less than the quantitation limit.
- N Indicates spike sample recovery is not within the quality control limits.
- K Indicates the post digestion spike recovery is not within the quality control limits.
- S Indicates value determined by the Method of Standard Addition.
- M Indicates duplicate injection results exceeded quality control limits.
- W Post digestion spike for Furnace AA analysis is out of quality control limits (85-115%) while sample absorbance is less than 50% of spike absorbance.
- E Indicates a value estimated or not reported due to the presence of interferences.
- H Indicates analytical holding time exceedance. The value obtained should be considered an estimate.
- * Indicates analysis is not within the quality control limits.
- + Indicates the correlation coefficient for the Method of Standard Addition is less than 0.995.

Date: 02/17/2005
Time: 12:26:57

Dilution Log w/Code Information
For Job A05-0945

Page: 1
Rept: AN1266R

<u>Client Sample ID</u>	<u>Lab Sample ID</u>	<u>Parameter (Inorganic)/Method (Organic)</u>	<u>Dilution</u>	<u>Code</u>
AS INFLUENT DL	A5094501DL	8260	50.00	008
AS INFLUENT MS	A5094501MS	8260	50.00	008
AS INFLUENT SD	A5094501SD	8260	50.00	008

Dilution Code Definition:

- 002 - sample matrix effects
- 003 - excessive foaming
- 004 - high levels of non-target compounds
- 005 - sample matrix resulted in method non-compliance for an Internal Standard
- 006 - sample matrix resulted in method non-compliance for Surrogate
- 007 - nature of the TCLP matrix
- 008 - high concentration of target analyte(s)
- 009 - sample turbidity
- 010 - sample color
- 011 - insufficient volume for lower dilution
- 012 - sample viscosity
- 013 - other

STL Buffalo Current Certifications

STATE	Program	Cert # / Lab ID
Arkansas	SDWA, CWA, RCRA, SOIL	03-054-D/88-0686
California	NELAP SDWA, CWA, RCRA	01169CA
Connecticut	SDWA, CWA, RCRA, SOIL	PH-0568
Florida	NELAP RCRA	E87672
Georgia	SDWA	956
Illinois	NELAP SDWA, CWA, RCRA	200003
Iowa	SW/CS	374
Kansas	NELAP SDWA, CWA, RCRA	E-10187
Kentucky	SDWA	90029
Kentucky UST	UST	30
Louisiana	NELAP CWA, RCRA	2031
Maine	SDWA, CWA	NY044
Maryland	SDWA	294
Massachusetts	SDWA, CWA	M-NY044
Michigan	SDWA	9937
Minnesota	CWA, RCRA	036-999-337
New Hampshire	NELAP SDWA, CWA	233701
New Jersey	SDWA, CWA, RCRA, CLP	NY455
New York	NELAP, AIR, SDWA, CWA, RCRA	10026
North Carolina	CWA	411
North Dakota	SDWA, CWA, RCRA	R-176
Oklahoma	CWA, RCRA	9421
Pennsylvania	Env. Lab Reg.	68-281
South Carolina	RCRA	91013
USDA	FOREIGN SOIL PERMIT	S-41579
Virginia	SDWA	278
Washington	CWA	C254
West Virginia	CWA	252
Wisconsin	CWA	998310390

NON-CONFORMANCE SUMMARY

Job#: A05-0945STL Project#: NY5A9393.3Site Name: Ecology and Environment NYSDEC StandbyGeneral Comments

The enclosed data have been reported utilizing data qualifiers (Q) as defined on the Data Comment Page.

Soil, sediment and sludge sample results are reported on "dry weight" basis unless otherwise noted in this data package.

According to 40CFR Part 136.3, pH, Chlorine Residual, Dissolved Oxygen, Sulfite, and Temperature analyses are to be performed immediately after aqueous sample collection. When these parameters are not indicated as field (e.g. pH-Field), they were not analyzed immediately, but as soon as possible after laboratory receipt.

Sample dilutions were performed as indicated on the attached Dilution Log. The rationale for dilution is specified by the 3-digit code and definition.

Sample Receipt Comments

A05-0945

Sample Cooler(s) were received at the following temperature(s); 2.0 °C
All samples were received in good condition.

GC/MS Volatile Data

All volatile samples exhibited a pH of 7 at the time of analysis. The analysis was performed within 7 days of sampling, therefore there is no impact on data usability.

The spike recovery of the analyte Trichloroethene in the Matrix Spike Duplicate of sample AS INFLUENT exceeded quality control limits. The Matrix Spike Blank recoveries were compliant, so no corrective action is required.

Initial calibration standard curve A5I0001148-1 exhibited the %RSD of several compounds as greater than 15%. However, the mean RSD of all compounds is 8.68%.

The results presented in this report relate only to the analytical testing and condition of the sample at receipt. This report pertains to only those samples actually tested. All pages of this report are integral parts of the analytical data. Therefore, this report should be reproduced only in its entirety.

SAMPLE DATA SUMMARY PACKAGE

METHODS SUMMARY

Job#: A05-0945STL Project#: NY5A9393.3Site Name: Ecology and Environment NYSDEC Standby

<u>PARAMETER</u>	<u>ANALYTICAL METHOD</u>
METHOD 8260 - TCL VOLATILE ORGANICS	SW8463 8260

SW8463 "Test Methods for Evaluating Solid Waste Physical/Chemical Methods (SW846), Third Edition, 9/86; Update I, 7/92; Update IIA, 8/93; Update II, 9/94; Update IIB, 1/95; Update III, 12/96.

SAMPLE SUMMARY

<u>LAB SAMPLE ID</u>	<u>CLIENT SAMPLE ID</u>	<u>SAMPLED</u>		<u>RECEIVED</u>	
		<u>DATE</u>	<u>TIME</u>	<u>DATE</u>	<u>TIME</u>
A5094502	AS EFFLUENT	02/01/2005	11:33	02/01/2005	17:45
A5094501	AS INFLUENT	02/01/2005	11:30	02/01/2005	17:45