




ecology and environment engineering, p.c.

BUFFALO CORPORATE CENTER

368 Pleasant View Drive, Lancaster, New York 14086
Tel: 716/684-8060, Fax: 716/684-0844

November 8, 2004

Mr. David Chiusano, Project Manager
New York State Department of Environmental Conservation
Division of Environmental Remediation
Bureau of Construction Services
625 Broadway, 12th Floor
Albany, New York 12233 - 7010



Re: Mr. C's Dry Cleaners Site, Contract # D004180, Site # 9-15-157
October 2004 O&M Report

Dear Mr. Chiusano:

Ecology and Environment Engineering, P.C. (EEEPC) is pleased to provide this October 2004 Operation and Maintenance (O&M) Report for the Mr. C's Dry Cleaners Site, Site # 9-15-157, located in East Aurora, New York. Copies of weekly inspection reports from EEEPC's subcontractor O&M Enterprises, Inc. (OMEI) are provided as Attachment A. Selected pages from the analytical data package from EEEPC's Analytical Services Center (ASC) dated October 21, 2004 are provided as Attachment B. All analytical results for the report were analyzed at the lowest detection limits in accordance with the method standard. Remedial treatment system utility costs are provided as Attachment C.

In review of the on-site treatment system operation, EEEPC offers the following comments and highlights:

Operational Summary

- The system was operational for approximately 90% of the period between 9/27/04 and 10/25/04. The system was down for approximately 65 hours from Friday, 10/1/04, to Monday, 10/4/04, due to a low air pressure alarm in the air stripper. The low air stripper pressure condition was due to the presence of mineral deposits in stripper trays, which were occluding air flow. Chemical cleaning of the air stripper trays was performed using Rydlyme on 10/4/04. The Rydlyme was collected and staged for future offsite disposal. Table 1 is provided to indicate the monthly operational time of the treatment equipment from the time of system startup.
- The effluent totalizer readings for the month of October 2004 indicate that approximately 937,560 gallons of groundwater were processed through the treatment system from 9/27/04 through 10/25/04. Table 2 provides a summary of groundwater volume treated during the October 2004 monitoring period. Historical volumes are based on totalizer readings provided by the contractor's weekly inspection forms.

- Piezometer measurements were collected on October 11, 2004 at the time of compliance sampling. These readings are provided in the weekly inspection reports provided in Attachment A.
- OMEI experimented with the filter change-out schedule in an effort to optimize the system efficiency. Filters in the bag filter unit were replaced on 10/4/04 and 10/11/04. OMEI did not replace filters on 10/18/04 to see how system performed without filters. A 25% improvement in the volume of groundwater processed was noted for that week. One 150-micron filter was installed on 10/25/04 to further evaluated processing of groundwater.
- Checklists for weekly system inspections from OMEI are provided as Attachment A for 10/4/04, 10/11/04, 10/18/04 and 10/25/04. Weekly system checks indicate that all operating equipment appear to be operating within normal ranges with any exceptions noted above.
- A copy of the site utility costs from EEEPC operations starting October 2003 to date is provided as Attachment C.

Analytical Summary - Groundwater

- EEEPC and OMEI personnel sampled influent and effluent groundwater on Monday, October 11, 2004. The groundwater samples were analyzed for volatile organic compounds (VOCs), metals, total suspended solids (TSS), total dissolved solids (TDS), and hardness. At the request of the Department the lowest possible method detection limits were used for the analysis. The results are discussed below.
- The VOCs detected in the influent groundwater during the October 2004 sampling event were:
 - cis-1,2-Dichloroethene – 4.68 ug/L (estimated "J" value)
 - Methyl tert-butyl ether (MTBE) – 13.1 ug/L (estimated "J" value)
 - Tetrachloroethene (PCE) – 1450 ug/L
 - Trichloroethene – 36.5 ug/L
- VOCs in the effluent groundwater at the October 2004 sampling event were:
 - cis-1,2-Dichloroethene – not detected (100% removal)
 - 2-Butanone - 1.52 ug/L (estimated "J" value)
 - 4-Methyl-2-pentanone - 0.934 ug/L (estimated "J" value)
 - Methyl tert-butyl ether (MTBE) – 1.46 ug/L (89% removal)
 - Tetrachloroethene (PCE) - 9.71 µg/L (98.3% removal)
 - Toluene - 0.399 (estimated "J" value)
 - Trichloroethene - 0.266 ug/L (estimated "J" value, 98.3% removal).

The concentrations of all of these compounds are below the detection limits of the influent sample, which ranged from 20.0 to 100 ug/L.

- The concentration of PCE in the effluent groundwater is below the Daily Maximum Effluent Discharge Compliance Concentration of 10.0 µg/L listed on Table 3.
- The October analytical results indicate that the treated groundwater effluent was in compliance with the Effluent Limitation Requirements for metals with

the exception of iron. October 2004 analytical results indicate 2,520 ug/L iron, which is above the Effluent Limitation Requirements of 600 ug/L. Total Suspended Solids (TSS) was in compliance while Total Dissolved Solids (TDS) remained above the compliance concentration of 850 mg/L with an actual concentration of 900 mg/L during the month of October 2004. EEEPC continues to believe that the elevated levels of TDS stem from the high metals concentrations generally found in the groundwater, which were not anticipated to be removed by the constructed treatment system. A comparison between the October 2004 analytical results and the Effluent Limitation Requirements for the site are provided in [Table 3](#).

- Approximately 11.7 pounds of VOCs were removed from the influent groundwater based on calculations using the October 11, 2004 effluent discharge results. The calculated removal volumes are located in [Table 4](#). These values are calculated based on effluent totalizer readings and assumes that non-detect values given in the analytical data package = 0 µg/L and that the monthly samples are indicative of the influent characteristics and system performance for the entire reporting period. These calculations indicate that approximately 771 pounds of VOCs have been removed from the groundwater since system start-up in September 2002.

Analytical Summary - Air

- EEEPC and OMEI personnel sampled the air stripper exhaust before and after the granular activated carbon (GAC) vessels on September 1, 2004. Air samples were collected using pre-evacuated and cleaned SUMMA canisters calibrated to continuously collect a one-hour sample. Samples were analyzed for VOCs by method TO-14A.
- The only VOCs detected in the influent air samples were:
 - Tetrachloroethene (PCE) – 780 ppbv
 - Toluene - 16.2 (estimated "J" value)
 - Trichloroethene – 38.5 ppbv.
- VOCs detected in the effluent air samples after GAC treatment were:
 - Benzene - 0.466 ppbv (estimated "J" value)
 - cis-1,2-Dichloroethene – 1.60 ppbv (estimated "J" value)
 - Tetrachloroethene (PCE) – 119 ppbv
 - Toluene - 12.1 ppbv
 - Trichloroethene - 4.13 ppbv
 - Styrene - 1.48 ppbv (estimated "J" value)
 - m,p-Xylene - 5.15 ppbv (estimated "J" value)
 - Ethylbenzene - 1.54 ppbv (estimated "J" value)
- Assuming that the system is treating groundwater 50% of the total operational time during this reporting period, this efficiency calculates to approximately 1.23 lbs of VOCs removed during the October 2004 reporting period. These values are calculated based on an average of calculated air flow rates and assumes that non-detect values given in the analytical data package = 0 ppbv and that the monthly samples are indicative of the influent characteristics and system performance for the entire reporting period. A calculation table is provided as [Table 5](#).

Mr. David Chiusano, Project Manager

November 8, 2004

Page 4 of 4

Analytical Summary - Other

- EEEPC also collected samples of PPE and spent carbon from the "upstream" air treatment unit. These samples were analyzed for Toxicity Characteristic Leaching Procedure (TCLP) VOCs for disposal purposes. TCLP VOCs were below the detection limits for both samples, indicating that they can be disposed of as a non-hazardous waste.

If you have any questions regarding the October 2004 O&M report summary submitted, please call me a 716-684-8060.

Very Truly Yours,



Michael G. Steffan
Project Manager
Ecology and Environment Engineering, P. C.

cc: G. Sutton, Region 9, NYSDEC - Buffalo w/ attachments
R. Becken, O&M Enterprises w/attachments
D. Miller, E&E-Buffalo w/o attachments
G. Jones, Site Representative, E&E - Buffalo - w/ attachments
CTF- 000699.NY06.05

Table 1
Mr. C's Dry Cleaners Site Remediation
Site #9-15-157
System Operational Time

Month	Reporting Hours	Operational Up-time
September 2002	576	100%
October 2002	744	99.33%
November 2002	720	93.41%
December 2002	744	80.65%
January 2003	744	59.15%
February 2003	672	63.39%
March 2003	744	82.39%
April 2003	720	100%
May 2003	744	100%
June 2003	720	90.00%
July 2003	744	100%
August 2003	744	100%
September 1-4, 2003	96	100%
October 22 -29, 2003	168	100%
October 29 - November 25, 2003	648	99%
November 25 - December 29, 2003	816	100%
December 29, 2003 – January 26, 2004	672	100%
January 26 – February 24, 2004	696	100%
February 24 – March 29, 2004	816	99.97%
March 29 – April 26, 2004	672	99.70%
April 26 – May 24, 2004	696	73.70%
May 24 – June 21, 2004	696	99.43%
June 22 – July 26, 2004	840	100%
July 27 – August 23, 2004	672	100%
August 23 - September 27, 2004	840	97.62%
September 27 - October 25, 2004	672	90.33%

NOTES:

1. Up-time based as percentage of total reporting hours
2. Treatment system operated by the Tyree Organization Ltd. from 9/02-9/03.
3. Treatment system operated by O&M Enterprises from 10/03 - present.

Table 2
Mr. C's Dry Cleaners Site Remediation
Site #9-15-157
Monthly Process Water Volumes

Month	Actual Period	Gallons
September 2002 ¹	9/5/02 - 10/2/02	4,362,477
October 2002 ¹	10/2/02 - 11/4/02	4,290,429
November 2002 ¹	11/4/02 - 12/2/02	3,326,126
December 2002 ¹	12/2/02 - 1/7/03	3,349,029
January 2003 ¹	1/7/03 - 2/3/03	1,973,144
February 2003 ¹	2/3/03 - 3/10/03	2,158,771
March 2003 ¹	3/10/03 - 4/7/03	3,263,897
April 2003 ¹	4/7/03 - 5/2/03	2,574,928
May 2003 ¹	5/2/03 - 6/2/03	1,652,538
June 2003 ¹	6/2/03 - 6/30/03	2,002,990
July 2003 ¹	6/30/03 - 7/29/03	2,543,978
August 2003 ¹	7/29/03 - 8/25/03	2,042,424
September 2003 ¹	8/25/03 - 10/22/03	370,446
October 2003 ²	10/22/03 - 10/29/03	67,424
November 2003 ²	10/29/03 - 11/25/03	224,278
December 2003 ²	11/25/03 - 12/29/03	1,496,271
January 2004 ²	12/29/03 - 01/26/04	688,034
February 2004 ²	01/26/04 - 02/24/04	736,288
March 2004 ²	02/24/04 - 03/29/04	2,164,569
April 2004 ²	03/29/04 - 04/26/04	1,741,730
May 2004 ²	4/26/2004 - 5/24/2004	1,408,095
June 2004 ²	5/24/2004 - 6/21/2004	972,132
July 2004 ²	6/22/2004 - 7/26/2004	1,858,790
August 2004 ²	7/27/04 - 8/23/04	1,289,960
September 2004 ²	8/23/04 - 9/27/04	1,201,913
October 2004 ²	9/27/04 - 10/25/04	937,560
TOTAL GALLONS		48,698,221

NOTES

1. System operated by Tyree Organization Ltd. From 9/02 - 9/03
2. System operated by O&M Enterprises from 10/03 - present

Table 3
Mr. C's Dry Cleaners Site Remediation
Site #9-15-157
Effluent Discharge Criteria & Analytical Compliance Results

Parameter	Daily Maximum¹	Units	October 2004 Effluent Analytical Values²
Flow	216,000	gpd	37,070
pH	6.0 - 9.0	standard units	8.56
1,1 Dichloroethene	10	ug/L	<1.00
1,2 Dichloroethane	10	ug/L	<1.00
Trichloroethene	10	ug/L	0.266 J
Tetrachloroethene	10	ug/L	9.71
Vinyl Chloride	10	ug/L	<1.00
Benzene	5	ug/L	<1.00
Ethyl Benzene	5	ug/L	<1.00
Methylene Chloride	10	ug/L	<1.00
1,1,1 Trichloroethane	10	ug/L	<1.00
Toluene	5	ug/L	0.399 J
o-Xylene ³	5	ug/L	<1.00
m, p-Xylene ³	10	ug/L	<1.00
Iron, total	600	ug/L	2520
Aluminum	4,000	ug/L	<200
Copper	48	ug/L	<20.0
Lead	11	ug/L	<5.00
Manganese	2,000	ug/L	215
Silver	100	ug/L	<10.0
Vanadium	28	ug/L	<20.0
Zinc	230	ug/L	<20.0
Total Dissolved Solids	850	mg/L	900
Total Suspended Solids	20	mg/L	<4.0
Cyanide, Free	10	ug/L	<10

NOTES:

1. "Daily Maximum" excerpted from Attachment E of Addendum 1 to the Construction Contract Documents.
2. Values based on effluent discharge sample collected 10/11/04.
3. Analytical report did not differentiate between o-Xylene and m, p-Xylene. Total Xylene value reported is given in each line.
4. Shaded cells indicate that October 2004 analytical value exceeds "Daily Maximum"

Table 4
Mr. C's Dry Cleaners Site Remediation
Site #9-15-157
Monthly VOCs Removed From Groundwater

Month	Actual Period	Influent VOCs (ug/L)	Effluent VOCs (ug/L)	VOCs Removed (lbs.)
September 2002 ⁶	9/5/02 - 10/2/02	1297	1	47.2
October 2002 ⁶	10/2/02 - 11/4/02	2000	1	71.6
November 2002 ⁶	11/4/02 - 12/2/02	1685	0	46.8
December 2002 ⁶	12/2/02 - 1/7/03	1586	9	44.1
January 2003 ⁶	1/7/03 - 2/3/03	1803	10	29.5
February 2003 ⁶	2/3/03 - 3/10/03	1985	3	35.7
March 2003 ⁶	3/10/03 - 4/7/03	1990	5	54.1
April 2003 ⁶	4/7/03 - 5/2/03	1656	3	35.5
May 2003 ⁶	5/2/03 - 6/2/03	1623	7	22.3
June 2003 ⁶	6/2/03 - 6/30/03	5787	6	96.6
July 2003 ⁶	6/30/03 - 7/29/03	1356	1	28.8
August 2003 ⁶	7/29/03 - 8/25/03	1263	3	21.5
September 2003 ⁶	8/25/03 - 10/22/03	1263	3	3.9
October 2003 ⁷	10/22/03 - 10/29/03	1693.69	1.47	1.0
November 2003 ⁷	10/29/03 - 11/25/03	2510.83	4.4	4.7
December 2003 ⁷	11/25/03 - 12/29/03	503.3	10.5	6.2
January 2004 ⁷	12/29/03 - 01/26/04	3667	15.8	21.0
February 2004 ⁷	01/26/04 - 02/24/04	3348.6	26.7	20.4
March 2004 ⁷	02/24/04 - 03/29/04	1939.3	4.96	34.9
April 2004 ⁷	03/29/04 - 04/26/04	2255	0.0	32.8
May 2004 ⁷	4/26/2004 - 5/24/2004	2641	13.3	30.9
June 2004 ⁷	5/24/2004 - 6/21/2004	1454	1.7	22.5
July 2004 ⁷	6/22/2004 - 7/26/2004	1313	3.6	20.3
August 2004 ⁷	7/27/04 - 8/23/04	2305	7.4	24.7
September 2004 ⁷	8/23/04 - 9/27/04	1453	6.7	14.5
October 2004	9/27/04 - 10/25/04	1504	14.3	11.7
Total pounds of VOCs removed from inception =				771.3

NOTES:

1. Calculations are based on monthly water samples and assumes samples are representative of the entire period.
2. Calculations assume that non-detect values = 0 ug/L.
3. Calculations are based on influent totalizer readings.
4. "Influent VOCs" and "Effluent VOCs" values given above is the summation of values for individual compounds given in monthly analytical reports.
5. No samples were collected in September 2003. August 2003 values are used.
6. Treatment system operated by Tyree Organization, Ltd. from 9/02 to 9/03.
7. Treatment system operated by O&M Enterprises from 10/03 to present.

CONVERSIONS:

1 pound = 453.5924 grams
1 gallon = 3.785 liters

Pounds of VOCs removed calculated by the following formula:

Influent: $1504 \text{ ug/L} \cdot (1\text{g}/10^6 \text{ ug}) \cdot (1 \text{ lb}/453.5924 \text{ g}) \cdot 937,560 \text{ gallons} \cdot (3.785 \text{ L/gallon}) \sim 14.6 \text{ lbs}$
Effluent: $14.3 \text{ ug/L} \cdot (1\text{g}/10^6 \text{ ug}) \cdot (1 \text{ lb}/453.5924 \text{ g}) \cdot 937,560 \text{ gallons} \cdot (3.785 \text{ L/gallon}) \sim 0.1 \text{ lbs}$
Net Cleanup 9/04: 11.7 lbs

where, 1504 ug/L is the summation of VOC's detected in the influent groundwater and 937,560 gallons is the monthly process water volume.

Table 5
Mr. C's Dry Cleaners Site Remediation
NYSDEC Site #9-15-157
VOC Removal by GAC

Compound	Molecular Weight (g/mol)	Intake Concentration (Pre-GAC) (ppbv)	Detection Limits - ppbv	Exhaust Concentration (Post-GAC) (ppbv)	Detection Limits - ppbv	Treatment Efficiency (%)	Total Removed (ppbv)	Total Removed (ppmv)	Total Removed (ug/m ³)	Total Removed (ug)	Total Removed (mg)	Total Removed (lbs)
1,1-Dichloroethane	98.97	ND	50.0	ND	5.00	NA	0.00	0.00	0.00	0.00	0.00	0.00
1,2-Dichloroethane	98.96	ND	50.0	ND	5.00	NA	0.00	0.00	0.00	0.00	0.00	0.00
1,2-Dichloropropane	112.99	ND	50.0	ND	5.00	NA	0.00	0.00	0.00	0.00	0.00	0.00
1,3-Dichlorobenzene	147.00	ND	50.0	ND	5.00	NA	0.00	0.00	0.00	0.00	0.00	0.00
1,4-Dichlorobenzene	147.01	ND	50.0	ND	5.00	NA	0.00	0.00	0.00	0.00	0.00	0.00
Benzene	78.11	ND	50.0	0.466	5.00	0%	NA	NA	NA	NA	NA	NA
Benzyl chloride	126.59	ND	50.0	ND	5.00	NA	0.00	0.00	0.00	0.00	0.00	0.00
Bromomethane	94.95	ND	50.0	ND	5.00	NA	0.00	0.00	0.00	0.00	0.00	0.00
Carbon tetrachloride	153.82	ND	50.0	ND	5.00	NA	0.00	0.00	0.00	0.00	0.00	0.00
Chlorobenzene	112.56	ND	50.0	ND	5.00	NA	0.00	0.00	0.00	0.00	0.00	0.00
cis-1,2-Dichloroethene	96.94	ND	50.0	1.60	5.00	0%	NA	NA	NA	NA	NA	NA
cis-1,3-Dichloropropene	110.97	ND	50.0	ND	5.00	NA	0.00	0.00	0.00	0.00	0.00	0.00
Dichlorodifluoromethane	120.91	ND	50.0	ND	5.00	NA	0.00	0.00	0.00	0.00	0.00	0.00
Hexachlorobutadiene	260.7	ND	50.0	ND	5.00	NA	0.00	0.00	0.00	0.00	0.00	0.00
Tetrachloroethene	163.83	780	125	119	5.00	85%	661.00	0.66	4555.74	527681399.16	527681.40	1.16
Toluene	92.13	16.2	50.0	12.1	5.00	25%	16.20	0.02	62.03	7184942.73	7184.94	0.02
Trichloroethylene	131.4	38.5	50.0	4.13	5.00	89%	38.50	0.04	210.26	24353608.49	24353.61	0.05
Vinyl Chloride	62.5	ND	50.0	ND	5.00	NA	0.00	0.00	0.00	0.00	0.00	0.00
Methylene Chloride	84.93	ND	50.0	ND	5.00	NA	0.00	0.00	0.00	0.00	0.00	0.00
Chloromethane	50.49	ND	50.0	ND	5.00	NA	0.00	0.00	0.00	0.00	0.00	0.00
Chloroethane	65.51	ND	50.0	ND	5.00	NA	0.00	0.00	0.00	0.00	0.00	0.00
1,2-Dibromoethane	187.88	ND	50.0	ND	5.00	NA	0.00	0.00	0.00	0.00	0.00	0.00
1,2-Dichlorobenzene	147.01	ND	50.0	ND	5.00	NA	0.00	0.00	0.00	0.00	0.00	0.00
1,2-Dichloro-1,1,2,2-tetrafluoroethane	170.92	ND	50.0	ND	5.00	NA	0.00	0.00	0.00	0.00	0.00	0.00
Styrene	104.15	ND	50.0	1.48	5.00	0%	NA	NA	NA	NA	NA	NA
1,1,2-Trichloro-1,2,2-trifluoroethane	187.38	ND	50.0	ND	5.00	NA	0.00	0.00	0.00	0.00	0.00	0.00
1,1,2,2-Tetrachloroethane	167.85	ND	50.0	ND	5.00	NA	0.00	0.00	0.00	0.00	0.00	0.00
Trichlorofluoromethane	137.38	ND	50.0	ND	5.00	NA	0.00	0.00	0.00	0.00	0.00	0.00
1,1-Dichloroethylene	96.94	ND	50.0	ND	5.00	NA	0.00	0.00	0.00	0.00	0.00	0.00
Chloroform	119.38	ND	50.0	ND	5.00	NA	0.00	0.00	0.00	0.00	0.00	0.00
1,1,1-Trichloroethane	133.41	ND	50.0	ND	5.00	NA	0.00	0.00	0.00	0.00	0.00	0.00
1,1,2-Trichloroethane	133.41	ND	50.0	ND	5.00	NA	0.00	0.00	0.00	0.00	0.00	0.00
m,p-Xylene	106.16	ND	100	5.15	10.0	0%	NA	NA	NA	NA	NA	NA
o-Xylene	106.16	ND	50.0	ND	5.00	NA	0.00	0.00	0.00	0.00	0.00	0.00
1,2,4-Trimethylbenzene	120.19	ND	50.0	ND	5.00	NA	0.00	0.00	0.00	0.00	0.00	0.00
1,2,4-Trichlorobenzene	181.46	ND	50.0	ND	5.00	NA	0.00	0.00	0.00	0.00	0.00	0.00
Ethylbenzene	106.17	ND	50.0	1.54	5.00	0%	NA	NA	NA	NA	NA	NA
1,3,5-Trimethylbenzene	120.19	ND	50.0	ND	5.00	NA	0.00	0.00	0.00	0.00	0.00	0.00
trans-1,2-Dichloroethene	96.94	ND	50.0	ND	5.00	NA	0.00	0.00	0.00	0.00	0.00	0.00
trans-1,3-Dichloropropene	110.97	ND	50.0	ND	5.00	NA	0.00	0.00	0.00	0.00	0.00	0.00
TOTAL =												1.23

Average Monthly Flowrate = 224.599776 scfm = 6.36 m³/min = 381.6 m³/hour
 Monthly hours of operation = 303.5 hours⁽¹⁾
 Pressure = 1 atm = 101300 Pa = 1013 millibars
 Assumed stack temp = 68 F = 20 C = 293 K
 Gas Constant, R = 0.08314 mb*m³/K*mol

- Notes**
- "J" values are included in above calculations.
 - "J" values are an estimated value indicating that the compound was detected by the laboratory below the practical quantitation limit, but above the method detection limit.
 - ND = Non-detect
 - Above calculations assume that non-detect values (<) = 0 ug/m³
 - NA = Not Applicable
 - PPM to ug/m³ conversion based on the equation below.
 - System is a batch operation process. Calculations assume that system is actually treating groundwater 50% of operational time during reporting period.
 - System efficiency calculations conservatively assumes higher pre-GAC detection limits did not detect lower contaminant concentrations on post-GAC results. Assume post contaminant results the same for all contaminant below post-GAC detection limits. Efficiency is then calculated on the summation of the assumed pre-GAC results subtracting the post-GAC results then dividing by the pre-GAC total.

concentration in $\frac{\mu\text{g}}{\text{m}^3} = \frac{pM}{RT} * \text{concentration in ppm}$

Where,
 T is temperature in degrees Kelvin
 p is pressure in millibars
 R is the gas constant
 M is the molecular weight

Conversions
 1 cubic foot = 0.02832 cubic meters
 1 g = 1,000,000 ug
 1 lb = 453.5924 grams
 degrees C = (degrees F - 32)/1.8
 degrees K = degrees C + 273.16
 1 atm = 101,300 Pascals
 ppbv = ppmv = *10⁻³

Attachment A
OMEI Weekly Inspection Reports
October 2004

Mr. C's Dry Cleaners Site
NYSDEC Site #9-15-157
System Inspection Form

Date/Time 10/4/04 9:00

Inspection personnel RC Becken CD Becken

Other personnel on site none

Weather Conditions overcast 60 degrees

Are all well pumps operating in auto? YES (NO)

If "NO", provide explanation

Stripper low air pressure alarm since 10/01/04 at 5:30 pm

Provide water level readings on control panel

RW-1	(ON)	OFF	<u>14</u> ft
PW-2	(ON)	OFF	<u>7</u> ft
PW-3	(ON)	OFF	<u>5</u> ft
PW-4	(ON)	OFF	<u>4</u> ft
PW-5	(ON)	OFF	<u>3</u> ft
PW-6	(ON)	OFF	<u>3</u> ft
PW-7	(ON)	OFF	<u>9</u> ft
PW-8	(ON)	OFF	<u>3</u> ft
Equalization tank			<u>4</u> ft

Influent Flow Rate 112.84 gpm

Influent Totalizer Reading 2608492 gallons

Sequestering agent drum level 2 ft ft-in

Amount of sequestering agent remaining ~85 gallons

Sequestering agent feed rate 0.25 gpm

Sequestering agent metering Pump Pressure 1 psi

Bag filter top pressure 2 \ 2 psi

Bag filter bottom pressure 0 \ 0 psi

**Mr. C's Dry Cleaners Site
NYSDEC Site #9-15-157
System Inspection Form**

Influent feed pump in use (#1) #2

Influent Pump Pressure _____ 7 psi

Air stripper blower in use #1 (#2)

Air stripper differential pressure _____ 0..16 inches H₂O

Air stripper vacuum _____ 17 inches H₂O

Effluent feed pump in use (#1) #2

Effluent feed pump pressure _____ 9 psi

Effluent flow rate _____ ~100 gpm

Effluent Totalizer reading _____ 1614690 gallons

Are building heaters in use? YES (NO)

Ambient air temperature _____ 60 degrees F

Are any leaks present? YES (NO)

Is sump pump in use? YES (NO)

Water level in sump _____ 0

Is treatment building clean and organized? (YES) NO

Samples collected? YES (NO)

	Sample ID	Time of Sampling	pH	Turbidity	Temp.
Air stripper influent					
Air stripper effluent					
GAC influent	_____		NA	NA	
GAC effluent	_____		NA	NA	

Is there evidence of tampering/vandalism of wells? YES (NO)

Were manholes inspected? YES NO

Were electrical boxes inspected? YES (NO)

Is water present in any manholes or electrical boxes? (YES) NO

(If yes, provide manhole/electric box ID and description of any corrective measures on the following page.)

Mr. C's Dry Cleaners Site
NYSDEC Site #9-15-157
System Inspection Form

Date/Time 10\11\04 9:25

Inspection personnel RC Becken

Other personnel on site Greg Jones

Weather Conditions overcast cool 40 degrees

Are all well pumps operating in auto? (YES) NO
If "NO", provide explanation

Provide water level readings on control panel

RW-1	(ON)	OFF	<u>17</u>	ft
PW-2	(ON)	OFF	<u>6</u>	ft
PW-3	(ON)	OFF	<u>3</u>	ft
PW-4	(ON)	OFF	<u>5</u>	ft
PW-5	(ON)	OFF	<u>3</u>	ft
PW-6	(ON)	OFF	<u>13</u>	ft
PW-7	(ON)	OFF	<u>11</u>	ft
PW-8	(ON)	OFF	<u>3</u>	ft
Equalization tank			<u>4</u>	ft

Influent Flow Rate 20.5 gpm

Influent Totalizer Reading 2893214 gallons

Sequestering agent drum level 2' ft-in

Amount of sequestering agent remaining ~85 gallons

Sequestering agent feed rate 0.25 gpm

Sequestering agent metering Pump Pressure 0 psi

Bag filter top pressure 32\12 psi

Bag filter bottom pressure 4\0 psi

**Mr. C's Dry Cleaners Site
NYSDEC Site #9-15-157
System Inspection Form**

Influent feed pump in use (#1) #2

Influent Pump Pressure _____ 9 psi

Air stripper blower in use #1 (#2)

Air stripper differential pressure _____ 0.18 inches H₂O

Air stripper vacuum _____ 16.5 inches H₂O

Effluent feed pump in use (#1) #2

Effluent feed pump pressure _____ 10 psi

Effluent flow rate _____ ~110 gpm

Effluent Totalizer reading _____ 1778255 gallons

Are building heaters in use? YES (NO)

Ambient air temperature _____ 60 degrees F

Are any leaks present? (YES) NO

Is sump pump in use? YES (NO)

Water level in sump _____ 0

Is treatment building clean and organized? (YES) NO

Samples collected? (YES) NO

	Sample ID	Time of Sampling	pH	Turbidity	Temp.
Air stripper influent			7.45	28.73	57.3
Air stripper effluent			8.56	26.46	56.5
GAC influent	_____		NA	NA	
GAC effluent	_____		NA	NA	

Is there evidence of tampering/vandalism of wells? YES (NO)

Were manholes inspected? (YES) NO

Were electrical boxes inspected? YES (NO)

Is water present in any manholes or electrical boxes? (YES) NO

(If yes, provide manhole/electric box ID and description of any corrective measures on the following page.)

**Mr. C's Dry Cleaners Site
NYSDEC Site #9-15-157
System Inspection Form**

Other observations: _____


Tighten the pipe union downstream of the old effluent water meter as it was dripping. Replaced several bolts on PZ well covers the bolt threads were corroded.

The chemical feed pump had lost its prime, I shutdown well pumps and put the chemical pump in hand mode so it would self prime.

Describe any other system maintenance performed

Changed filters, afterwhich influent flow increased to 107

Soaked up water that had dripped from the above mentioned effluent line.

Signature 

**Mr. C's Dry Cleaners Site
 NYSDEC Site #9-15-157
 Piezometer Water Level Log**

Date 10/11/04

Measurements taken by RC Becken

RW-1	<u>17.81</u>	ft	Comments _____
PZ-1A	<u>11.47</u>	ft	Comments _____
PZ-1B	<u>11.1</u>	ft	Comments _____
PZ-1C	<u>12.26</u>	ft	Comments _____
PZ-1D	_____	ft	Comments <u>car parked on well</u>
<hr/>			
PW-2	<u>22.4</u>	ft	Comments _____
PZ-2A	<u>11.04</u>	ft	Comments _____
PZ-2B	<u>11.36</u>	ft	Comments _____
PZ-2C	<u>10.86</u>	ft	Comments _____
PZ-2D	_____	ft	Comments <u>well filled in with concrete</u>
<hr/>			
PW-3	<u>21.3</u>	ft	Comments _____
PZ-3A	<u>11.46</u>	ft	Comments _____
PZ-3B	<u>11.52</u>	ft	Comments _____
PZ-3C	<u>12</u>	ft	Comments _____
PZ-3D	<u>11.55</u>	ft	Comments _____
<hr/>			
PW-4	<u>24.45</u>	ft	Comments _____
PZ-4A	<u>11.65</u>	ft	Comments _____
PZ-4B	<u>11.31</u>	ft	Comments _____
PZ-4C	<u>11.47</u>	ft	Comments _____
PZ-4D	<u>10.8</u>	ft	Comments _____

RW-1 pump on during measurements? (YES) NO
 PW-2 pump on during measurements? YES (NO)
 PW-3 pump on during measurements? YES (NO)
 PW-4 pump on during measurements? (YES) NO

Mr. C's Dry Cleaners Site
NYSDEC Site #9-15-157
System Inspection Form

Date/Time 10\18\04 9:15

Inspection personnel RC Becken

Other personnel on site _____

Weather Conditions overcast 43 degrees

Are all well pumps operating in auto? (YES) NO
If "NO", provide explanation

Provide water level readings on control panel

RW-1	(ON)	OFF	<u>16</u>	ft
PW-2	(ON)	OFF	<u>6</u>	ft
PW-3	(ON)	OFF	<u>4</u>	ft
PW-4	(ON)	OFF	<u>5</u>	ft
PW-5	(ON)	OFF	<u>7</u>	ft
PW-6	(ON)	OFF	<u>7</u>	ft
PW-7	(ON)	OFF	<u>9</u>	ft
PW-8	(ON)	OFF	<u>5</u>	ft
Equalization tank			<u>4</u>	ft

Influent Flow Rate 28.27 gpm

Influent Totalizer Reading 3194186 gallons

Sequestering agent drum level <1" ft-in

Amount of sequestering agent remaining 55 gallons

Sequestering agent feed rate 0.1 gpm

Sequestering agent metering Pump Pressure 1 psi

Bag filter top pressure 23\20 psi

Bag filter bottom pressure 18\0 psi

**Mr. C's Dry Cleaners Site
NYSDEC Site #9-15-157
System Inspection Form**

Influent feed pump in use (#1) #2

Influent Pump Pressure _____ 9 psi

Air stripper blower in use #1 (#2)

Air stripper differential pressure _____ 0.18 inches H₂O

Air stripper vacuum _____ 16.5 inches H₂O

Effluent feed pump in use #1 (#2)

Effluent feed pump pressure _____ 7 psi

Effluent flow rate _____ ~100 gpm

Effluent Totalizer reading _____ 1949215 gallons

Are building heaters in use? YES (NO)

Ambient air temperature _____ 56 degrees F

Are any leaks present? YES (NO)

Is sump pump in use? YES (NO)

Water level in sump _____ 0

Is treatment building clean and organized? (YES) NO

Samples collected? YES (NO)

	Sample ID	Time of Sampling	pH	Turbidity	Temp.
Air stripper influent					
Air stripper effluent					
GAC influent	_____		NA	NA	
GAC effluent	_____		NA	NA	

Is there evidence of tampering/vandalism of wells? YES (NO)

Were manholes inspected? YES NO

Were electrical boxes inspected? YES (NO)

Is water present in any manholes or electrical boxes? (YES) NO

(If yes, provide manhole/electric box ID and description of any corrective measures on the following page.)

Mr. C's Dry Cleaners Site
NYSDEC Site #9-15-157
System Inspection Form

Date/Time 10\25\04 9:05

Inspection personnel RC Becken

Other personnel on site _____

Weather Conditions overcast 50 degrees

Are all well pumps operating in auto? (YES) NO
If "NO", provide explanation

Provide water level readings on control panel

RW-1	(ON)	OFF	<u>9</u>	ft
PW-2	(ON)	OFF	<u>7</u>	ft
PW-3	(ON)	OFF	<u>6</u>	ft
PW-4	(ON)	OFF	<u>6</u>	ft
PW-5	(ON)	OFF	<u>6</u>	ft
PW-6	(ON)	OFF	<u>7</u>	ft
PW-7	(ON)	OFF	<u>6</u>	ft
PW-8	(ON)	OFF	<u>7</u>	ft
Equalization tank			<u>4</u>	ft

Influent Flow Rate 87.74 gpm

Influent Totalizer Reading 3976484 gallons

Sequestering agent drum level 2'6" ft-in

Amount of sequestering agent remaining 50 gallons

Sequestering agent feed rate 0.1 gpm

Sequestering agent metering Pump Pressure 1 psi

Bag filter top pressure 0 \ 4 psi

Bag filter bottom pressure 0 \ 0 psi

**Mr. C's Dry Cleaners Site
NYSDEC Site #9-15-157
System Inspection Form**

Influent feed pump in use #1 (#2)

Influent Pump Pressure _____ 10 psi

Air stripper blower in use #1 (#2)

Air stripper differential pressure _____ 0.17 inches H₂O

Air stripper vacuum _____ 18 inches H₂O

Effluent feed pump in use #1 (#2)

Effluent feed pump pressure _____ 7 psi

Effluent flow rate _____ ~95 gpm

Effluent Totalizer reading _____ 2393408 gallons

Are building heaters in use? YES (NO)

Ambient air temperature _____ 60 degrees F

Are any leaks present? YES (NO)

Is sump pump in use? YES (NO)

Water level in sump _____ 0

Is treatment building clean and organized? (YES) NO

Samples collected? YES (NO)

	Sample ID	Time of Sampling	pH	Turbidity	Temp.
Air stripper influent					
Air stripper effluent					
GAC influent	_____		NA	NA	
GAC effluent	_____		NA	NA	

Is there evidence of tampering/vandalism of wells? YES (NO)

Were manholes inspected? YES NO

Were electrical boxes inspected? YES (NO)

Is water present in any manholes or electrical boxes? (YES) NO

(If yes, provide manhole/electric box ID and description of any corrective measures on the following page.)

Attachment B
EEEEPC ASC Analytical Data Package #0410114
October 2004



Analytical Services Center

International Specialists in Environmental Analysis

4493 Walden Avenue

Lancaster, New York 14086

Laboratory Results

NYS ELAP ID#: 10486

Phone: (716) 685-8080

Client: E and E Buffalo Office

Client Sample ID: AS Influent

Lab Order: 0410114

Alt. Client ID:

Project: Mr. Cs Dry Cleaners

Collection Date: 10/11/2004 10:44:00 A % Moist:

Lab ID: 0410114-01A

Sample Type: SAMP

Matrix: Water

Test Code: 1_8260B_5030B_TCL_LL_W

LOW LEVEL VOCS BY METHOD 8260B

Method: SW8260B

Prep Method: SW5030B_LL

Analyte	Result	Q	RL	Units	DF	Date Analyzed	Run Batch ID	Analyst
1,1,1-Trichloroethane	ND		20.0	µg/L	20	10/12/2004 6:57:00 PM	LINUS_041012D	DWW
1,1,2,2-Tetrachloroethane	ND		20.0	µg/L	20			
1,1,2-Trichloro-1,2,2-trifluoroethane	ND		20.0	µg/L	20			
1,1,2-Trichloroethane	ND		20.0	µg/L	20			
1,1-Dichloroethane	ND		20.0	µg/L	20			
1,1-Dichloroethene	ND		20.0	µg/L	20			
1,2,4-Trichlorobenzene	ND		20.0	µg/L	20			
1,2-Dibromo-3-chloropropane	ND		100	µg/L	20			
1,2-Dibromoethane	ND		20.0	µg/L	20			
1,2-Dichlorobenzene	ND		20.0	µg/L	20			
1,2-Dichloroethane	ND		20.0	µg/L	20			
1,2-Dichloropropane	ND		20.0	µg/L	20			
1,3-Dichlorobenzene	ND		20.0	µg/L	20			
1,4-Dichlorobenzene	ND		20.0	µg/L	20			
2-Butanone	ND		100	µg/L	20			
2-Hexanone	ND		100	µg/L	20			
4-Methyl-2-pentanone	ND		100	µg/L	20			
Acetone	ND		100	µg/L	20			
Benzene	ND		20.0	µg/L	20			
Bromodichloromethane	ND		20.0	µg/L	20			
Bromoform	ND		20.0	µg/L	20			
Bromomethane	ND		40.0	µg/L	20			
Carbon disulfide	ND		100	µg/L	20			
Carbon tetrachloride	ND		20.0	µg/L	20			
Chlorobenzene	ND		20.0	µg/L	20			
Chloroethane	ND		40.0	µg/L	20			
Chloroform	ND		20.0	µg/L	20			
Chloromethane	ND		40.0	µg/L	20			
cis-1,2-Dichloroethene	4.68	J	20.0	µg/L	20			
cis-1,3-Dichloropropene	ND		20.0	µg/L	20			
Cyclohexane	ND		20.0	µg/L	20			
Dibromochloromethane	ND		20.0	µg/L	20			
Dichlorodifluoromethane	ND		100	µg/L	20			
Ethylbenzene	ND		20.0	µg/L	20			
Isopropylbenzene	ND		20.0	µg/L	20			
Methyl acetate	ND		20.0	µg/L	20			
Methyl tert-butyl ether	13.1	J	20.0	µg/L	20			

Definitions:

* - Recovery outside QC limits

DF - Dilution Factor

H - Value Exceeds Maximum Contaminant Level

N - Single Column Analysis

NP - Petroleum Pattern is not present

B - Analyte found in Method blank

DNI - Did not Ignite

J - Estimated value

NC - Not Calculated

P - Post Spike Recovery outside limits

D - Diluted due to matrix or extended target compounds

E - Result above quantitation limit (high standard or ICP linear range).

M - Matrix Spike Recovery outside limits

ND - Not Detected at the Reporting Limit

R - RPD outside recovery limits



Analytical Services Center

International Specialists in Environmental Analysis

4493 Walden Avenue

Lancaster, New York 14086

Laboratory Results

NYS ELAP ID#: 10486

Phone: (716) 685-8080

Client: E and E Buffalo Office

Client Sample ID: AS Influent

Lab Order: 0410114

Alt. Client ID:

Project: Mr. Cs Dry Cleaners

Collection Date: 10/11/2004 10:44:00 A % Moist:

Lab ID: 0410114-01A

Sample Type: SAMP

Matrix: Water

Test Code: 1_8260B_5030B_TCL_LL_W

LOW LEVEL VOCs BY METHOD 8260B

Method: SW8260B

Prep Method: SW5030B_LL

Analyte	Result	Q	RL	Units	DF	Date Analyzed	Run Batch ID	Analyst
Methylcyclohexane	ND		20.0	µg/L	20			
Methylene chloride	ND		20.0	µg/L	20			
Styrene	ND		20.0	µg/L	20			
Tetrachloroethene	1450		50.0	µg/L	50	10/13/2004 2:45:00 PM	LINUS_041013C	
Toluene	ND		20.0	µg/L	20	10/12/2004 6:57:00 PM	LINUS_041012D	
trans-1,2-Dichloroethene	ND		20.0	µg/L	20			
trans-1,3-Dichloropropene	ND		20.0	µg/L	20			
Trichloroethene	36.5		20.0	µg/L	20			
Trichlorofluoromethane	ND		20.0	µg/L	20			
Vinyl chloride	ND		20.0	µg/L	20			
Xylenes, Total	ND		20.0	µg/L	20			
Surr:1,2-Dichloroethane-d4	93		70 - 128	%REC	20	10/12/2004 6:57:00 PM	LINUS_041012D	DWW
Surr:4-Bromofluorobenzene	98		80 - 119	%REC	20			
Surr:Dibromofluoromethane	92		85 - 110	%REC	20			
Surr:Toluene-d8	90		83 - 110	%REC	20			

Definitions:

* - Recovery outside QC limits

DF - Dilution Factor

H - Value Exceeds Maximum Contaminant Level

N - Single Column Analysis

NP - Petroleum Pattern is not present

B - Analyte found in Method blank

DNI - Did not Ignite

J - Estimated value

NC - Not Calculated

P - Post Spike Recovery outside limits

D - Diluted due to matrix or extended target compounds

E - Result above quantitation limit (high standard or ICP linear range).

M - Matrix Spike Recovery outside limits

ND - Not Detected at the Reporting Limit

R - RPD outside recovery limits



Analytical Services Center

International Specialists in Environmental Analysis

4493 Walden Avenue

Lancaster, New York 14086

Laboratory Results

NYS ELAP ID#: 10486

Phone: (716) 685-8080

CLIENT: E and E Buffalo Office

Client Sample ID: AS Influent

Lab Order: 0410114

Alt. Client ID:

Project: Mr. Cs Dry Cleaners

Collection Date: 10/11/2004 10:44:00 AM

Lab ID: 0410114-01A

Sample Type: SAMP

Matrix: WATER

% Moist:

TENTATIVELY IDENTIFIED COMPOUNDS

CAS NUMBER	COMPOUND NAME	RT	EST. CONC.	Q	Units	DF	Quality(%)	Date Analyzed	Run Batch ID	Analyst
------------	---------------	----	------------	---	-------	----	------------	---------------	--------------	---------

LOW LEVEL VOCS BY METHOD 8260B

1_8260B_5030B_TCL_LL_W

NO TENTATIVELY IDENTIFIED COMPOUNDS

Definitions:

* - Recovery outside QC limits

DF - Dilution Factor

H - Value Exceeds Maximum Contaminant Level

N - Single Column Analysis

NP - Petroleum Pattern is not present

B - Analyte found in Method blank

DNI - Did not Ignite

J - Estimated value

NC - Not Calculated

P - Post Spike Recovery outside limits


D - Diluted due to matrix or extended target compounds

E - Result above quantitation limit (high standard or ICP linear range).

M - Matrix Spike Recovery outside limits

ND - Not Detected at the Reporting Limit

R - RPD outside recovery limits



Analytical Services Center

International Specialists in Environmental Analysis

4493 Walden Avenue

Lancaster, New York 14086

Laboratory Results

NYS ELAP ID#: 10486

Phone: (716) 685-8080

Client: E and E Buffalo Office

Client Sample ID: AS Effluent

Lab Order: 0410114

Alt. Client ID:

Project: Mr. Cs Dry Cleaners

Collection Date: 10/11/2004 10:58:00 A % Moist:

Lab ID: 0410114-02A

Sample Type: SAMP

Matrix: Water

Test Code: 1_8260B_5030B_TCL_LL_W

LOW LEVEL VOCS BY METHOD 8260B

Method: SW8260B

Prep Method: SW5030B_LL

Analyte	Result	Q	RL	Units	DF	Date Analyzed	Run Batch ID	Analyst
1,1,1-Trichloroethane	ND		1.00	µg/L	1	10/12/2004 6:26:00 PM	LINUS_041012D	DWW
1,1,2,2-Tetrachloroethane	ND		1.00	µg/L	1			
1,1,2-Trichloro-1,2,2-trifluoroethane	ND		1.00	µg/L	1			
1,1,2-Trichloroethane	ND		1.00	µg/L	1			
1,1-Dichloroethane	ND		1.00	µg/L	1			
1,1-Dichloroethene	ND		1.00	µg/L	1			
1,2,4-Trichlorobenzene	ND		1.00	µg/L	1			
1,2-Dibromo-3-chloropropane	ND		5.00	µg/L	1			
1,2-Dibromoethane	ND		1.00	µg/L	1			
1,2-Dichlorobenzene	ND		1.00	µg/L	1			
1,2-Dichloroethane	ND		1.00	µg/L	1			
1,2-Dichloropropane	ND		1.00	µg/L	1			
1,3-Dichlorobenzene	ND		1.00	µg/L	1			
1,4-Dichlorobenzene	ND		1.00	µg/L	1			
2-Butanone	1.52	J	5.00	µg/L	1			
2-Hexanone	ND		5.00	µg/L	1			
4-Methyl-2-pentanone	0.934	J	5.00	µg/L	1			
Acetone	10.9		5.00	µg/L	1			
Benzene	ND		1.00	µg/L	1			
Bromodichloromethane	ND		1.00	µg/L	1			
Bromoform	ND		1.00	µg/L	1			
Bromomethane	ND		2.00	µg/L	1			
Carbon disulfide	ND		5.00	µg/L	1			
Carbon tetrachloride	ND		1.00	µg/L	1			
Chlorobenzene	ND		1.00	µg/L	1			
Chloroethane	ND		2.00	µg/L	1			
Chloroform	ND		1.00	µg/L	1			
Chloromethane	ND		2.00	µg/L	1			
cis-1,2-Dichloroethene	ND		1.00	µg/L	1			
cis-1,3-Dichloropropene	ND		1.00	µg/L	1			
Cyclohexane	ND		1.00	µg/L	1			
Dibromochloromethane	ND		1.00	µg/L	1			
Dichlorodifluoromethane	ND		5.00	µg/L	1			
Ethylbenzene	ND		1.00	µg/L	1			
Isopropylbenzene	ND		1.00	µg/L	1			
Methyl acetate	ND		1.00	µg/L	1			
Methyl tert-butyl ether	1.46		1.00	µg/L	1			

Definitions:

* - Recovery outside QC limits

DF - Dilution Factor

H - Value Exceeds Maximum Contaminant Level

N - Single Column Analysis

NP - Petroleum Pattern is not present

B - Analyte found in Method blank

DNI - Did not Ignite

J - Estimated value

NC - Not Calculated

P - Post Spike Recovery outside limits

D - Diluted due to matrix or extended target compounds

E - Result above quantitation limit (high standard or ICP linear range).

M - Matrix Spike Recovery outside limits

ND - Not Detected at the Reporting Limit

R - RPD outside recovery limits



Analytical Services Center

International Specialists in Environmental Analysis

4493 Walden Avenue

Lancaster, New York 14086

Laboratory Results

NYS ELAP ID#: 10486

Phone: (716) 685-8080

Client: E and E Buffalo Office

Client Sample ID: AS Effluent

Lab Order: 0410114

Alt. Client ID:

Project: Mr. Cs Dry Cleaners

Collection Date: 10/11/2004 10:58:00 A % Moist:

Lab ID: 0410114-02A

Sample Type: SAMP

Matrix: Water

Test Code: 1_8260B_5030B_TCL_LL_W

LOW LEVEL VOCs BY METHOD 8260B

Method: SW8260B

Prep Method: SW5030B_LL

Analyte	Result	Q	RL	Units	DF	Date Analyzed	Run Batch ID	Analyst
Methylcyclohexane	ND		1.00	µg/L	1			
Methylene chloride	ND		1.00	µg/L	1			
Styrene	ND		1.00	µg/L	1			
Tetrachloroethene	9.71		1.00	µg/L	1			
Toluene	0.399	J	1.00	µg/L	1			
trans-1,2-Dichloroethene	ND		1.00	µg/L	1			
trans-1,3-Dichloropropene	ND		1.00	µg/L	1			
Trichloroethene	0.266	J	1.00	µg/L	1			
Trichlorofluoromethane	ND		1.00	µg/L	1			
Vinyl chloride	ND		1.00	µg/L	1			
Xylenes, Total	ND		1.00	µg/L	1			
Surr:1,2-Dichloroethane-d4	91		70 - 128	%REC	1	10/12/2004 6:26:00 PM	LINUS_041012D	DWW
Surr:4-Bromofluorobenzene	99		80 - 119	%REC	1			
Surr:Dibromofluoromethane	90		85 - 110	%REC	1			
Surr:Toluene-d8	93		83 - 110	%REC	1			

Definitions:

* - Recovery outside QC limits

DF - Dilution Factor

H - Value Exceeds Maximum Contaminant Level

N - Single Column Analysis

NP - Petroleum Pattern is not present

B - Analyte found in Method blank

DNI - Did not Ignite

J - Estimated value

NC - Not Calculated

P - Post Spike Recovery outside limits

D - Diluted due to matrix or extended target compounds

E - Result above quantitation limit (high standard or ICP linear range).

M - Matrix Spike Recovery outside limits

ND - Not Detected at the Reporting Limit

R - RPD outside recovery limits



Analytical Services Center

International Specialists in Environmental Analysis

4493 Walden Avenue

Lancaster, New York 14086

Laboratory Results

NYS ELAP ID#: 10486

Phone: (716) 685-8080

CLIENT: E and E Buffalo Office

Client Sample ID: AS Effluent

Lab Order: 0410114

Alt. Client ID:

Project: Mr. Cs Dry Cleaners

Collection Date: 10/11/2004 10:58:00 AM

Lab ID: 0410114-02A

Sample Type: SAMP

Matrix: WATER

% Moist:

TENTATIVELY IDENTIFIED COMPOUNDS

CAS NUMBER	COMPOUND NAME	RT	EST. CONC.	Q	Units	DF	Quality(%)	Date Analyzed	Run Batch ID	Analyst
------------	---------------	----	------------	---	-------	----	------------	---------------	--------------	---------

LOW LEVEL VOCs BY METHOD 8260B

1_8260B_5030B_TCL_LL_W

123-86-4	Acetic acid, butyl ester	12.88	1	NJ	µg/L	1	83	10/12/2004 6:26:00 PM	LINUS_041012D	
----------	--------------------------	-------	---	----	------	---	----	-----------------------	---------------	--

Number TICs Found: 1

Definitions:

* - Recovery outside QC limits

DF - Dilution Factor

H - Value Exceeds Maximum Contaminant Level

N - Single Column Analysis

NP - Petroleum Pattern is not present

B - Analyte found in Method blank

DNI - Did not Ignite

J - Estimated value

NC - Not Calculated

P - Post Spike Recovery outside limits

D - Diluted due to matrix or extended target compounds

E - Result above quantitation limit (high standard or ICP linear range).

M - Matrix Spike Recovery outside limits

ND - Not Detected at the Reporting Limit

R - RPD outside recovery limits



Analytical Services Center

International Specialists in Environmental Analysis

4493 Walden Avenue

Lancaster, New York 14086

Laboratory Results

NYS ELAP ID#: 10486

Phone: (716) 685-8080

Client: E and E Buffalo Office

Client Sample ID: GAC Influent

Lab Order: 0410114

Alt. Client ID:

Project: Mr. Cs Dry Cleaners

Collection Date: 10/11/2004 10:35:00 A % Moist:

Lab ID: 0410114-05A

Sample Type: SAMP

Matrix: Air

Test Code: 1_TO14_A

VOLATILE ORGANICS IN AIR BY METHOD TO-14A

Method: EPATO14

Prep Method: NA

Analyte	Result	Q	RL	Units	DF	Date Analyzed	Run Batch ID	Analyst
1,1,1-Trichloroethane	ND		20.0	ppbv	10	10/17/2004 12:51:00 AM	JAKE_041016A	RMJ
1,1,2,2-Tetrachloroethane	ND		20.0	ppbv	10			
1,1,2-Trichloro-1,2,2-trifluoroethane	ND		20.0	ppbv	10			
1,1,2-Trichloroethane	ND		20.0	ppbv	10			
1,1-Dichloroethane	ND		20.0	ppbv	10			
1,1-Dichloroethene	ND		20.0	ppbv	10			
1,2,4-Trichlorobenzene	ND		20.0	ppbv	10			
1,2,4-Trimethylbenzene	ND		20.0	ppbv	10			
1,2-Dibromoethane	ND		20.0	ppbv	10			
1,2-Dichloro-1,1,2,2-tetrafluoroethane	ND		20.0	ppbv	10			
1,2-Dichlorobenzene	ND		20.0	ppbv	10			
1,2-Dichloroethane	ND		20.0	ppbv	10			
1,2-Dichloropropane	ND		20.0	ppbv	10			
1,3,5-Trimethylbenzene	ND		20.0	ppbv	10			
1,3-Dichlorobenzene	ND		20.0	ppbv	10			
1,4-Dichlorobenzene	ND		20.0	ppbv	10			
Benzene	ND		20.0	ppbv	10			
Benzyl chloride	ND		20.0	ppbv	10			
Bromomethane	ND		20.0	ppbv	10			
Carbon tetrachloride	ND		20.0	ppbv	10			
Chlorobenzene	ND		20.0	ppbv	10			
Chloroethane	ND		20.0	ppbv	10			
Chloroform	ND		20.0	ppbv	10			
Chloromethane	ND		20.0	ppbv	10			
cis-1,2-Dichloroethene	ND		20.0	ppbv	10			
cis-1,3-Dichloropropene	ND		20.0	ppbv	10			
Dichlorodifluoromethane	ND		20.0	ppbv	10			
Ethylbenzene	ND		20.0	ppbv	10			
Hexachlorobutadiene	ND		20.0	ppbv	10			
m,p-Xylene	ND		40.0	ppbv	10			
Methyl tert-butyl ether	ND		20.0	ppbv	10			
Methylene chloride	ND		20.0	ppbv	10			
o-Xylene	ND		20.0	ppbv	10			
Styrene	ND		20.0	ppbv	10			
Tetrachloroethene	780		50.0	ppbv	25	10/15/2004 7:04:00 AM	JAKE_041014B	
Toluene	16.2	J	20.0	ppbv	10	10/17/2004 12:51:00 AM	JAKE_041016A	

Definitions:

* - Recovery outside QC limits

DF - Dilution Factor

H - Value Exceeds Maximum Contaminant Level

N - Single Column Analysis

NP - Petroleum Pattern is not present

B - Analyte found in Method blank

DNI - Did not Ignite

J - Estimated value

NC - Not Calculated

P - Post Spike Recovery outside limits

D - Diluted due to matrix or extended target compounds

E - Result above quantitation limit (high standard or ICP linear range).

M - Matrix Spike Recovery outside limits

ND - Not Detected at the Reporting Limit

R - RPD outside recovery limits



Analytical Services Center

International Specialists in Environmental Analysis

4493 Walden Avenue

Lancaster, New York 14086

Laboratory Results

NYS ELAP ID#: 10486

Phone: (716) 685-8080

Client: E and E Buffalo Office

Client Sample ID: GAC Influent

Lab Order: 0410114

Alt. Client ID:

Project: Mr. Cs Dry Cleaners

Collection Date: 10/11/2004 10:35:00 A % Moist:

Lab ID: 0410114-05A

Sample Type: SAMP

Matrix: Air

Test Code: 1_TO14_A

VOLATILE ORGANICS IN AIR BY METHOD TO-14A

Method: EPATO14

Prep Method: NA

Analyte	Result	Q	RL	Units	DF	Date Analyzed	Run Batch ID	Analyst
trans-1,2-Dichloroethene	ND		20.0	ppbv	10			
trans-1,3-Dichloropropene	ND		20.0	ppbv	10			
Trichloroethene	38.5		20.0	ppbv	10			
Trichlorofluoromethane	ND		20.0	ppbv	10			
Vinyl chloride	ND		20.0	ppbv	10			
Xylenes, Total	ND		60.0	ppbv	10			
Surr:1,2-Dichloroethane-d4	94		80 - 120	%REC	10	10/17/2004 12:51:00 AM	JAKE_041016A	RMJ
Surr:4-Bromofluorobenzene	100		80 - 120	%REC	10			
Surr:Toluene-d8	101		80 - 120	%REC	10			

Definitions:

* - Recovery outside QC limits

DF - Dilution Factor

H - Value Exceeds Maximum Contaminant Level

N - Single Column Analysis

NP - Petroleum Pattern is not present

B - Analyte found in Method blank

DNI - Did not Ignite

J - Estimated value

NC - Not Calculated

P - Post Spike Recovery outside limits


D - Diluted due to matrix or extended target compounds

E - Result above quantitation limit (high standard or ICP linear range).

M - Matrix Spike Recovery outside limits

ND - Not Detected at the Reporting Limit

R - RPD outside recovery limits



Analytical Services Center

International Specialists in Environmental Analysis

4493 Walden Avenue

Lancaster, New York 14086

Laboratory Results

NYS ELAP ID#: 10486

Phone: (716) 685-8080

CLIENT: E and E Buffalo Office

Client Sample ID: GAC Influent

Lab Order: 0410114

Alt. Client ID:

Project: Mr. Cs Dry Cleaners

Collection Date: 10/11/2004 10:35:00 AM

Lab ID: 0410114-05A

Sample Type: SAMP

Matrix: AIR

% Moist:

TENTATIVELY IDENTIFIED COMPOUNDS

CAS NUMBER	COMPOUND NAME	RT	EST. CONC.	Q	Units	DF	Quality(%)	Date Analyzed	Run Batch ID	Analyst
------------	---------------	----	------------	---	-------	----	------------	---------------	--------------	---------

VOLATILE ORGANICS IN AIR BY METHOD TO-14A

1_TO14_A

1634-04-4	Propane, 2-methoxy-2-methyl-	3.84	12	NJ	ppbv	10	83	10/17/2004 12:51:00 AM	JAKE_041016A	
-----------	------------------------------	------	----	----	------	----	----	------------------------	--------------	--

Number TICs Found: 1

Definitions:

* - Recovery outside QC limits

DF - Dilution Factor

H - Value Exceeds Maximum Contaminant Level

N - Single Column Analysis

NP - Petroleum Pattern is not present

B - Analyte found in Method blank

DNI - Did not Ignite

J - Estimated value

NC - Not Calculated

P - Post Spike Recovery outside limits

D - Diluted due to matrix or extended target compounds

E - Result above quantitation limit (high standard or ICP linear range).

M - Matrix Spike Recovery outside limits

ND - Not Detected at the Reporting Limit

R - RPD outside recovery limits



Analytical Services Center

International Specialists in Environmental Analysis

4493 Walden Avenue

Lancaster, New York 14086

Laboratory Results

NYS ELAP ID#: 10486

Phone: (716) 685-8080

Client: E and E Buffalo Office

Client Sample ID: GAC Effluent

Lab Order: 0410114

Alt. Client ID:

Project: Mr. Cs Dry Cleaners

Collection Date: 10/11/2004 10:35:00 A % Moist:

Lab ID: 0410114-06A

Sample Type: SAMP

Matrix: Air

Test Code: 1_TO14_A

VOLATILE ORGANICS IN AIR BY METHOD TO-14A

Method: EPATO14

Prep Method: NA

Analyte	Result	Q	RL	Units	DF	Date Analyzed	Run Batch ID	Analyst
1,1,1-Trichloroethane	ND		4.00	ppbv	2	10/16/2004 11:34:00 PM	JAKE_041016A	RMJ
1,1,2,2-Tetrachloroethane	ND		4.00	ppbv	2			
1,1,2-Trichloro-1,2,2-trifluoroethane	ND		4.00	ppbv	2			
1,1,2-Trichloroethane	ND		4.00	ppbv	2			
1,1-Dichloroethane	ND		4.00	ppbv	2			
1,1-Dichloroethene	ND		4.00	ppbv	2			
1,2,4-Trichlorobenzene	ND		4.00	ppbv	2			
1,2,4-Trimethylbenzene	ND		4.00	ppbv	2			
1,2-Dibromoethane	ND		4.00	ppbv	2			
1,2-Dichloro-1,1,2,2-tetrafluoroethane	ND		4.00	ppbv	2			
1,2-Dichlorobenzene	ND		4.00	ppbv	2			
1,2-Dichloroethane	ND		4.00	ppbv	2			
1,2-Dichloropropane	ND		4.00	ppbv	2			
1,3,5-Trimethylbenzene	ND		4.00	ppbv	2			
1,3-Dichlorobenzene	ND		4.00	ppbv	2			
1,4-Dichlorobenzene	ND		4.00	ppbv	2			
Benzene	0.466	J	4.00	ppbv	2			
Benzyl chloride	ND		4.00	ppbv	2			
Bromomethane	ND		4.00	ppbv	2			
Carbon tetrachloride	ND		4.00	ppbv	2			
Chlorobenzene	ND		4.00	ppbv	2			
Chloroethane	ND		4.00	ppbv	2			
Chloroform	ND		4.00	ppbv	2			
Chloromethane	ND		4.00	ppbv	2			
cis-1,2-Dichloroethene	1.60	J	4.00	ppbv	2			
cis-1,3-Dichloropropene	ND		4.00	ppbv	2			
Dichlorodifluoromethane	ND		4.00	ppbv	2			
Ethylbenzene	1.54	J	4.00	ppbv	2			
Hexachlorobutadiene	ND		4.00	ppbv	2			
m,p-Xylene	5.15	J	8.00	ppbv	2			
Methyl tert-butyl ether	ND		4.00	ppbv	2			
Methylene chloride	ND		4.00	ppbv	2			
o-Xylene	ND		4.00	ppbv	2			
Styrene	1.48	J	4.00	ppbv	2			
Tetrachloroethene	119		8.00	ppbv	4	10/16/2004 10:58:00 PM		
Toluene	12.1		4.00	ppbv	2	10/16/2004 11:34:00 PM		

Definitions:

* - Recovery outside QC limits

DF - Dilution Factor

H - Value Exceeds Maximum Contaminant Level

N - Single Column Analysis

NP - Petroleum Pattern is not present

B - Analyte found in Method blank

DNI - Did not Ignite

J - Estimated value

NC - Not Calculated

P - Post Spike Recovery outside limits

D - Diluted due to matrix or extended target compounds

E - Result above quantitation limit (high standard or ICP linear range).

M - Matrix Spike Recovery outside limits

ND - Not Detected at the Reporting Limit

R - RPD outside recovery limits



Analytical Services Center

International Specialists in Environmental Analysis
4493 Walden Avenue
Lancaster, New York 14086

Laboratory Results

NYS ELAP ID#: 10486

Phone: (716) 685-8080

Client: E and E Buffalo Office

Client Sample ID: GAC Effluent

Lab Order: 0410114

Alt. Client ID:

Project: Mr. Cs Dry Cleaners

Collection Date: 10/11/2004 10:35:00 A % Moist:

Lab ID: 0410114-06A

Sample Type: SAMP

Matrix: Air

Test Code: 1_TO14_A

VOLATILE ORGANICS IN AIR BY METHOD TO-14A

Method: EPATO14

Prep Method: NA

Analyte	Result	Q	RL	Units	DF	Date Analyzed	Run Batch ID	Analyst
trans-1,2-Dichloroethene	ND		4.00	ppbv	2			
trans-1,3-Dichloropropene	ND		4.00	ppbv	2			
Trichloroethene	4.13		4.00	ppbv	2			
Trichlorofluoromethane	ND		4.00	ppbv	2			
Vinyl chloride	ND		4.00	ppbv	2			
Xylenes, Total	5.15	J	12.0	ppbv	2			
Surr: 1,2-Dichloroethane-d4	98		80 - 120	%REC	2	10/16/2004 11:34:00 PM	JAKE_041016A	RMJ
Surr: 4-Bromofluorobenzene	101		80 - 120	%REC	2			
Surr: Toluene-d8	101		80 - 120	%REC	2			

Definitions:

* - Recovery outside QC limits

DF - Dilution Factor

H - Value Exceeds Maximum Contaminant Level

N - Single Column Analysis

NP - Petroleum Pattern is not present

B - Analyte found in Method blank

DNI - Did not Ignite

J - Estimated value

NC - Not Calculated

P - Post Spike Recovery outside limits

D - Diluted due to matrix or extended target compounds

E - Result above quantitation limit (high standard or ICP linear range).

M - Matrix Spike Recovery outside limits

ND - Not Detected at the Reporting Limit

R - RPD outside recovery limits



Analytical Services Center

International Specialists in Environmental Analysis
4493 Walden Avenue
Lancaster, New York 14086

Laboratory Results

NYS ELAP ID#: 10486
Phone: (716) 685-8080

CLIENT: E and E Buffalo Office

Client Sample ID: GAC Effluent

Lab Order: 0410114

Alt. Client ID:

Project: Mr. Cs Dry Cleaners

Collection Date: 10/11/2004 10:35:00 AM

Lab ID: 0410114-06A

Sample Type: SAMP

Matrix: AIR

% Moist:

TENTATIVELY IDENTIFIED COMPOUNDS

CAS NUMBER	COMPOUND NAME	RT	EST. CONC.	Q	Units	DF	Quality(%)	Date Analyzed	Run Batch ID	Analyst
------------	---------------	----	------------	---	-------	----	------------	---------------	--------------	---------

VOLATILE ORGANICS IN AIR BY METHOD TO-14A

1_TO14_A

74-98-6	Propane	1.45	4	NJ	ppbv	2	83	10/16/2004 11:34:00 PM	JAKE_041016A	
75-45-6	Methane, chlorodifluoro-	1.5	2	NJ	ppbv	2	91			
106-97-8	Butane	1.75	2	NJ	ppbv	2	72			
67-64-1	Acetone (2.962)	2.96	10	NJ	ppbv	2	86			
78-93-3	2-Butanone (5.337)	5.34	3	NJ	ppbv	2	86			
123-86-4	Acetic acid, butyl ester	11.4	4	NJ	ppbv	2	78			

Number TICs Found: 6

Definitions:

* - Recovery outside QC limits

DF - Dilution Factor

H - Value Exceeds Maximum Contaminant Level

N - Single Column Analysis

NP - Petroleum Pattern is not present

B - Analyte found in Method blank

DNI - Did not Ignite

J - Estimated value

NC - Not Calculated

P - Post Spike Recovery outside limits


D - Diluted due to matrix or extended target compounds

E - Result above quantitation limit (high standard or ICP linear range).

M - Matrix Spike Recovery outside limits

ND - Not Detected at the Reporting Limit

R - RPD outside recovery limits



Analytical Services Center

International Specialists in Environmental Analysis

4493 Walden Avenue

Lancaster, New York 14086

Laboratory Results

NYS ELAP ID#: 10486

Phone: (716) 685-8080

Client: E and E Buffalo Office

Client Sample ID: Drum Treatment Bldg

Lab Order: 0410114

Alt. Client ID:

Project: Mr. Cs Dry Cleaners

Collection Date: 10/11/2004 10:23:00 A % Moist:

Lab ID: 0410114-03A

Sample Type: SAMP

Matrix: Solid

Test Code: 1_1311_8260B_L

TCLP VOLATILE ORGANIC COMPOUNDS BY METHOD 8260B

Method: SW8260B

Prep Method: SW1311

Analyte	Result	Q	RL	Units	DF	Date Analyzed	Run Batch ID	Analyst
1,1-Dichloroethene	ND		0.0500	mg/L	10	10/18/2004 3:35:00 PM	NILES_041018D	DWW
1,2-Dichloroethane	ND		0.0500	mg/L	10			
2-Butanone	ND		0.100	mg/L	10			
Benzene	ND		0.0500	mg/L	10			
Carbon tetrachloride	ND		0.0500	mg/L	10			
Chlorobenzene	ND		0.0500	mg/L	10			
Chloroform	ND		0.0500	mg/L	10			
Tetrachloroethene	ND		0.0500	mg/L	10			
Trichloroethene	ND		0.0500	mg/L	10			
Vinyl chloride	ND		0.100	mg/L	10			
Surr:1,2-Dichloroethane-d4	90		82 - 124	%REC	10	10/18/2004 3:35:00 PM	NILES_041018D	DWW
Surr:4-Bromofluorobenzene	98		87 - 115	%REC	10			
Surr:Toluene-d8	96		85 - 115	%REC	10			

Definitions:

* - Recovery outside QC limits

DF - Dilution Factor

H - Value Exceeds Maximum Contaminant Level

N - Single Column Analysis

NP - Petroleum Pattern is not present

B - Analyte found in Method blank

DNI - Did not Ignite

J - Estimated value

NC - Not Calculated

P - Post Spike Recovery outside limits


D - Diluted due to matrix or extended target compounds

E - Result above quantitation limit (high standard or ICP linear range).

M - Matrix Spike Recovery outside limits

ND - Not Detected at the Reporting Limit

R - RPD outside recovery limits



Analytical Services Center

International Specialists in Environmental Analysis

4493 Walden Avenue

Lancaster, New York 14086

Laboratory Results

NYS ELAP ID#: 10486

Phone: (716) 685-8080

Client: E and E Buffalo Office

Client Sample ID: Carbon Sample

Lab Order: 0410114

Alt. Client ID:

Project: Mr. Cs Dry Cleaners

Collection Date: 10/11/2004 10:28:00 A % Moist:

Lab ID: 0410114-04A

Sample Type: SAMP

Matrix: Solid

Test Code: 1_1311_8260B_L

TCLP VOLATILE ORGANIC COMPOUNDS BY METHOD 8260B

Method: SW8260B

Prep Method: SW1311

Analyte	Result	Q	RL	Units	DF	Date Analyzed	Run Batch ID	Analyst
1,1-Dichloroethene	ND		0.0500	mg/L	10	10/18/2004 4:05:00 PM	NILES_041018D	DWW
1,2-Dichloroethane	ND		0.0500	mg/L	10			
2-Butanone	ND		0.100	mg/L	10			
Benzene	ND		0.0500	mg/L	10			
Carbon tetrachloride	ND		0.0500	mg/L	10			
Chlorobenzene	ND		0.0500	mg/L	10			
Chloroform	ND		0.0500	mg/L	10			
Tetrachloroethene	ND		0.0500	mg/L	10			
Trichloroethene	ND		0.0500	mg/L	10			
Vinyl chloride	ND		0.100	mg/L	10			
Surr:1,2-Dichloroethane-d4	90		82 - 124	%REC	10	10/18/2004 4:05:00 PM	NILES_041018D	DWW
Surr:4-Bromofluorobenzene	98		87 - 115	%REC	10			
Surr:Toluene-d8	97		85 - 115	%REC	10			

Definitions:

* - Recovery outside QC limits

B - Analyte found in Method blank

D - Diluted due to matrix or extended target compounds

DF - Dilution Factor

DNI - Did not Ignite

E - Result above quantitation limit (high standard or ICP linear range).

H - Value Exceeds Maximum Contaminant Level

J - Estimated value

M - Matrix Spike Recovery outside limits

N - Single Column Analysis

NC - Not Calculated

ND - Not Detected at the Reporting Limit

NP - Petroleum Pattern is not present

P - Post Spike Recovery outside limits

R - RPD outside recovery limits



Analytical Services Center

International Specialists in Environmental Analysis

4493 Walden Avenue

Lancaster, New York 14086

Laboratory Results

NYS ELAP ID#: 10486

Phone: (716) 685-8080

Client: E and E Buffalo Office

Client Sample ID: AS Influent

Lab Order: 0410114

Alt. Client ID:

Project: Mr. Cs Dry Cleaners

Collection Date: 10/11/2004 10:44:00 A % Moist:

Lab ID: 0410114-01D

Sample Type: SAMP

Matrix: Water

Test Code: 1_6010B_TAL_W

ICP METALS ANALYSIS BY METHOD 6010B

Method: SW6010B

Prep Method: SW3010A

Analyte	Result	Q	RL	Units	DF	Date Analyzed	Run Batch ID	Analyst
Aluminum	ND		200	µg/L	1	10/15/2004 1:56:58 AM	OPTIMA_041014G	SDP
Calcium	120000		1500	µg/L	1			
Cobalt	ND		20.0	µg/L	1			
Copper	102		20.0	µg/L	1			
Iron	2820		200	µg/L	1			
Lead	ND		5.00	µg/L	1			
Magnesium	18900		1500	µg/L	1			
Manganese	213		10.0	µg/L	1			
Nickel	ND		20.0	µg/L	1			
Potassium	5290		1500	µg/L	1	10/14/2004 1:17:12 AM	OPTIMA3300_041013B	
Silver	ND		10.0	µg/L	1	10/15/2004 1:56:58 AM	OPTIMA_041014G	
Sodium	192000		1500	µg/L	1	10/14/2004 1:17:12 AM	OPTIMA3300_041013B	
Vanadium	ND		20.0	µg/L	1	10/15/2004 1:56:58 AM	OPTIMA_041014G	
Zinc	21.8		20.0	µg/L	1			

Definitions:

* - Recovery outside QC limits

DF - Dilution Factor

H - Value Exceeds Maximum Contaminant Level

N - Single Column Analysis

NP - Petroleum Pattern is not present

B - Analyte found in Method blank

DNI - Did not Ignite

J - Estimated value

NC - Not Calculated

P - Post Spike Recovery outside limits

D - Diluted due to matrix or extended target compounds

E - Result above quantitation limit (high standard or ICP linear range).

M - Matrix Spike Recovery outside limits

ND - Not Detected at the Reporting Limit

R - RPD outside recovery limits



Analytical Services Center

International Specialists in Environmental Analysis

4493 Walden Avenue

Lancaster, New York 14086

Laboratory Results

NYS ELAP ID#: 10486

Phone: (716) 685-8080

Client: E and E Buffalo Office

Client Sample ID: AS Effluent

Lab Order: 0410114

Alt. Client ID:

Project: Mr. Cs Dry Cleaners

Collection Date: 10/11/2004 10:58:00 A % Moist:

Lab ID: 0410114-02D

Sample Type: SAMP

Matrix: Water

Test Code: 1_6010B_TAL_W

ICP METALS ANALYSIS BY METHOD 6010B

Method: SW6010B

Prep Method: SW3010A

Analyte	Result	Q	RL	Units	DF	Date Analyzed	Run Batch ID	Analyst
Aluminum	ND		200	µg/L	1	10/15/2004 2:01:52 AM	OPTIMA_041014G	SDP
Calcium	120000		1500	µg/L	1			
Cobalt	ND		20.0	µg/L	1			
Copper	ND		20.0	µg/L	1			
Iron	2520		200	µg/L	1			
Lead	ND		5.00	µg/L	1			
Magnesium	18900		1500	µg/L	1			
Manganese	215		10.0	µg/L	1			
Nickel	ND		20.0	µg/L	1			
Potassium	5110		1500	µg/L	1	10/14/2004 1:23:06 AM	OPTIMA3300_041013B	
Silver	ND		10.0	µg/L	1	10/15/2004 2:01:52 AM	OPTIMA_041014G	
Sodium	189000		1500	µg/L	1	10/14/2004 1:23:06 AM	OPTIMA3300_041013B	
Vanadium	ND		20.0	µg/L	1	10/15/2004 2:01:52 AM	OPTIMA_041014G	
Zinc	ND		20.0	µg/L	1			

Definitions:

* - Recovery outside QC limits

DF - Dilution Factor

H - Value Exceeds Maximum Contaminant Level

N - Single Column Analysis

NP - Petroleum Pattern is not present

B - Analyte found in Method blank

DNI - Did not Ignite

J - Estimated value

NC - Not Calculated

P - Post Spike Recovery outside limits

D - Diluted due to matrix or extended target compounds

E - Result above quantitation limit (high standard or ICP linear range).

M - Matrix Spike Recovery outside limits

ND - Not Detected at the Reporting Limit

R - RPD outside recovery limits



Analytical Services Center

International Specialists in Environmental Analysis

4493 Walden Avenue

Lancaster, New York 14086

Laboratory Results

NYS ELAP ID#: 10486

Phone: (716) 685-8080

Client: E and E Buffalo Office

Client Sample ID: AS Influent

Lab Order: 0410114

Alt. Client ID:

Project: Mr. Cs Dry Cleaners

Collection Date: 10/11/2004 10:44:00 A % Moist:

Lab ID: 0410114-01D

Sample Type: SAMP

Matrix: Water

Test Code: 1_7470A_HG_W

MERCURY ANALYSIS IN WATER BY METHOD 7470A

Method: SW7470A

Prep Method: SW7470A

Analyte	Result	Q	RL	Units	DF	Date Analyzed	Run Batch ID	Analyst
Mercury	ND		0.200	µg/L	1	10/14/2004 11:58:36 AM	LEEMAN_041014C	JLS

Definitions:

R - Recovery outside QC limits

DF - Dilution Factor

I - Value Exceeds Maximum Contaminant Level

S - Single Column Analysis

PP - Petroleum Pattern is not present

B - Analyte found in Method blank

DNI - Did not Ignite

J - Estimated value

NC - Not Calculated

P - Post Spike Recovery outside limits

D - Diluted due to matrix or extended target compounds

E - Result above quantitation limit (high standard or ICP linear range).

M - Matrix Spike Recovery outside limits

ND - Not Detected at the Reporting Limit

R - RPD outside recovery limits



Analytical Services Center

International Specialists in Environmental Analysis
4493 Walden Avenue
Lancaster, New York 14086

Laboratory Results

NYS ELAP ID#: 10486
Phone: (716) 685-8080

Client: E and E Buffalo Office

Client Sample ID: AS Effluent

Lab Order: 0410114

Alt. Client ID:

Project: Mr. Cs Dry Cleaners

Collection Date: 10/11/2004 10:58:00 A % Moist:

Lab ID: 0410114-02D

Sample Type: SAMP

Matrix: Water

Test Code: 1_7470A_HG_W

MERCURY ANALYSIS IN WATER BY METHOD 7470A

Method: SW7470A

Prep Method: SW7470A

Analyte	Result	Q	RL	Units	DF	Date Analyzed	Run Batch ID	Analyst
Mercury	ND		0.200	µg/L	1	10/14/2004 12:00:14 PM	LEEMAN_041014C	JLS

Definitions:

- Recovery outside QC limits
 DF - Dilution Factor
 I - Value Exceeds Maximum Contaminant Level
 † - Single Column Analysis
 †P - Petroleum Pattern is not present

B - Analyte found in Method blank
 DNI - Did not Ignite
 J - Estimated value
 NC - Not Calculated
 P - Post Spike Recovery outside limits

D - Diluted due to matrix or extended target compounds
 E - Result above quantitation limit (high standard or ICP linear range).
 M - Matrix Spike Recovery outside limits
 ND - Not Detected at the Reporting Limit
 R - RPD outside recovery limits



Analytical Services Center
 International Specialists in Environmental Analysis
 4493 Walden Avenue
 Lancaster, New York 14086

Laboratory Results

NYS ELAP ID#: 10486

Phone: (716) 685-8080

Client: E and E Buffalo Office

Client Sample ID: AS Influent

Lab Order: 0410114

Alt. Client ID:

Project: Mr. Cs Dry Cleaners

Collection Date: 10/11/2004 10:44:00 A % Moist:

Lab ID 0410114-01D

Sample Type: SAMP

Matrix: Water

Test Code: 1_130.2_HARD_W

HARDNESS, TOTAL BY METHOD EPA 130.2

Method: EPA130.2

Prep Method: NA

Analyte	Result	Q	RL	Units	DF	Date Analyzed	Run Batch ID	Analyst
Hardness (As CaCO3)	1210		1.00	mg/L	1	10/15/2004	WC_HARDNESS_041015A	PAN

Definitions:

* - Recovery outside QC limits

DF - Dilution Factor

H - Value Exceeds Maximum Contaminant Level

N - Single Column Analysis

NP - Petroleum Pattern is not present

B - Analyte found in Method blank

DNI - Did not Ignite

J - Estimated value

NC - Not Calculated

P - Post Spike Recovery outside limits

D - Diluted due to matrix or extended target compounds

E - Result above quantitation limit (high standard or ICP linear range).

M - Matrix Spike Recovery outside limits

ND - Not Detected at the Reporting Limit

R - RPD outside recovery limits



Analytical Services Center

International Specialists in Environmental Analysis

4493 Walden Avenue

Lancaster, New York 14086

Laboratory Results

NYS ELAP ID#: 10486

Phone: (716) 685-8080

Client: E and E Buffalo Office

Client Sample ID: AS Effluent

Lab Order: 0410114

Alt. Client ID:

Project: Mr. Cs Dry Cleaners

Collection Date: 10/11/2004 10:58:00 A % Moist:

Lab ID 0410114-02D

Sample Type: SAMP

Matrix: Water

Test Code: 1_130.2_HARD_W

HARDNESS, TOTAL BY METHOD EPA 130.2

Method: EPA130.2

Prep Method: NA

Analyte	Result	Q	RL	Units	DF	Date Analyzed	Run Batch ID	Analyst
Hardness (As CaCO3)	1200		1.00	mg/L	1	10/15/2004	WC_HARDNESS_041015A	PAN

Definitions:

* - Recovery outside QC limits

DF - Dilution Factor

H - Value Exceeds Maximum Contaminant Level

N - Single Column Analysis

NP - Petroleum Pattern is not present

B - Analyte found in Method blank

DNI - Did not Ignite

J - Estimated value

NC - Not Calculated

P - Post Spike Recovery outside limits

D - Diluted due to matrix or extended target compounds

E - Result above quantitation limit (high standard or ICP linear range).

M - Matrix Spike Recovery outside limits

ND - Not Detected at the Reporting Limit

R - RPD outside recovery limits



Analytical Services Center

International Specialists in Environmental Analysis
4493 Walden Avenue
Lancaster, New York 14086

Laboratory Results

NYS ELAP ID#: 10486
Phone: (716) 685-8080

Client: E and E Buffalo Office

Client Sample ID: AS Influent

Lab Order: 0410114

Alt. Client ID:

Project: Mr. Cs Dry Cleaners

Collection Date: 10/11/2004 10:44:00 A % Moist:

Lab ID 0410114-01B

Sample Type: SAMP

Matrix: Water

Test Code: 1_160.1_TDS_W

TOTAL DISSOLVED SOLIDS (TDS) BY METHOD EPA 160.1

Method: EPA160.1

Prep Method: NA

Analyte	Result	Q	RL	Units	DF	Date Analyzed	Run Batch ID	Analyst
Total Dissolved Solids (Residue, Filterable)	910		10	mg/L	1	10/13/2004	SARTORIUS_TDS_041013	LMH

Definitions:

* - Recovery outside QC limits

DF - Dilution Factor

H - Value Exceeds Maximum Contaminant Level

N - Single Column Analysis

NP - Petroleum Pattern is not present

B - Analyte found in Method blank

DNI - Did not Ignite

J - Estimated value

NC - Not Calculated

P - Post Spike Recovery outside limits

D - Diluted due to matrix or extended target compounds

E - Result above quantitation limit (high standard or ICP linear range).

M - Matrix Spike Recovery outside limits

ND - Not Detected at the Reporting Limit

R - RPD outside recovery limits



Analytical Services Center

International Specialists in Environmental Analysis
4493 Walden Avenue
Lancaster, New York 14086

Laboratory Results

NYS ELAP ID#: 10486
Phone: (716) 685-8080

Client: E and E Buffalo Office

Client Sample ID: AS Effluent

Lab Order: 0410114

Alt. Client ID:

Project: Mr. Cs Dry Cleaners

Collection Date: 10/11/2004 10:58:00 A % Moist:

Lab ID 0410114-02B

Sample Type: SAMP

Matrix: Water

Test Code: 1_160.1_TDS_W

TOTAL DISSOLVED SOLIDS (TDS) BY METHOD EPA 160.1

Method: EPA160.1

Prep Method: NA

Analyte	Result	Q	RL	Units	DF	Date Analyzed	Run Batch ID	Analyst
Total Dissolved Solids (Residue, Filterable)	900		10	mg/L	1	10/13/2004	SARTORIUS_TDS_041013	LMH

Definitions:

* - Recovery outside QC limits

DF - Dilution Factor

H - Value Exceeds Maximum Contaminant Level

N - Single Column Analysis

NP - Petroleum Pattern is not present

B - Analyte found in Method blank

DNI - Did not Ignite

J - Estimated value

NC - Not Calculated

P - Post Spike Recovery outside limits

D - Diluted due to matrix or extended target compounds

E - Result above quantitation limit (high standard or ICP linear range).

M - Matrix Spike Recovery outside limits

ND - Not Detected at the Reporting Limit

R - RPD outside recovery limits



Analytical Services Center
 International Specialists in Environmental Analysis
 4493 Walden Avenue
 Lancaster, New York 14086

Laboratory Results

NYS ELAP ID#: 10486
 Phone: (716) 685-8080

Client: E and E Buffalo Office

Client Sample ID: AS Influent

Lab Order: 0410114

Alt. Client ID:

Project: Mr. Cs Dry Cleaners

Collection Date: 10/11/2004 10:44:00 A % Moist:

Lab ID 0410114-01B

Sample Type: SAMP

Matrix: Water

Test Code: 1_160.2_TSS_W

TOTAL SUSPENDED SOLIDS, NON-FILTERABLE RESIDUE

Method: EPA160.2

Prep Method: NA

Analyte	Result	Q	RL	Units	DF	Date Analyzed	Run Batch ID	Analyst
Total Suspended Solids (Residue, Non-Filterable)	10		4.0	mg/L	1	10/13/2004	SARTORIUS_TSS_041013	LMH

Definitions:

* - Recovery outside QC limits

DF - Dilution Factor

H - Value Exceeds Maximum Contaminant Level

N - Single Column Analysis

NP - Petroleum Pattern is not present

B - Analyte found in Method blank

DNI - Did not Ignite

J - Estimated value

NC - Not Calculated

P - Post Spike Recovery outside limits


D - Diluted due to matrix or extended target compounds

E - Result above quantitation limit (high standard or ICP linear range).

M - Matrix Spike Recovery outside limits

ND - Not Detected at the Reporting Limit

R - RPD outside recovery limits



Analytical Services Center

International Specialists in Environmental Analysis

4493 Walden Avenue

Lancaster, New York 14086

Laboratory Results

NYS ELAP ID#: 10486

Phone: (716) 685-8080

Client: E and E Buffalo Office

Client Sample ID: AS Effluent

Lab Order: 0410114

Alt. Client ID:

Project: Mr. Cs Dry Cleaners

Collection Date: 10/11/2004 10:58:00 A % Moist:

Lab ID 0410114-02B

Sample Type: SAMP

Matrix: Water

Test Code: 1_160.2_TSS_W

TOTAL SUSPENDED SOLIDS, NON-FILTERABLE RESIDUE

Method: EPA160.2

Prep Method: NA

Analyte	Result	Q	RL	Units	DF	Date Analyzed	Run Batch ID	Analyst
Total Suspended Solids (Residue, Non-Filterable)	ND		4.0	mg/L	1	10/13/2004	SARTORIUS_TSS_041013	LMH

Definitions:

* - Recovery outside QC limits

DF - Dilution Factor

H - Value Exceeds Maximum Contaminant Level

N - Single Column Analysis

NP - Petroleum Pattern is not present

B - Analyte found in Method blank

DNI - Did not Ignite

J - Estimated value

NC - Not Calculated

P - Post Spike Recovery outside limits


D - Diluted due to matrix or extended target compounds

E - Result above quantitation limit (high standard or ICP linear range).

M - Matrix Spike Recovery outside limits

ND - Not Detected at the Reporting Limit

R - RPD outside recovery limits



Analytical Services Center

International Specialists in Environmental Analysis

4493 Walden Avenue

Lancaster, New York 14086

Laboratory Results

NYS ELAP ID#: 10486

Phone: (716) 685-8080

Client: E and E Buffalo Office

Client Sample ID: AS Influent

Lab Order: 0410114

Alt. Client ID:

Project: Mr. Cs Dry Cleaners

Collection Date: 10/11/2004 10:44:00 A % Moist:

Lab ID 0410114-01C

Sample Type: SAMP

Matrix: Water

Test Code: 1_9012A_CN_W

CYANIDE, TOTAL BY METHOD 9012A

Method: SW9012A

Prep Method: NA

Analyte	Result	Q	RL	Units	DF	Date Analyzed	Run Batch ID	Analyst
Cyanide	ND		0.01	mg/L	1	10/19/2004 2:31:32 PM	LACHAT_CN_041019A	LMH

Definitions:

* - Recovery outside QC limits

DF - Dilution Factor

H - Value Exceeds Maximum Contaminant Level

N - Single Column Analysis

NP - Petroleum Pattern is not present

B - Analyte found in Method blank

DNI - Did not Ignite

J - Estimated value

NC - Not Calculated

P - Post Spike Recovery outside limits

D - Diluted due to matrix or extended target compounds

E - Result above quantitation limit (high standard or ICP linear range).

M - Matrix Spike Recovery outside limits

ND - Not Detected at the Reporting Limit

R - RPD outside recovery limits



Analytical Services Center

International Specialists in Environmental Analysis

4493 Walden Avenue

Lancaster, New York 14086

Laboratory Results

NYS ELAP ID#: 10486

Phone: (716) 685-8080

Client: E and E Buffalo Office

Client Sample ID: AS Effluent

Lab Order: 0410114

Alt. Client ID:

Project: Mr. Cs Dry Cleaners

Collection Date: 10/11/2004 10:58:00 A % Moist:

Lab ID 0410114-02C

Sample Type: SAMP

Matrix: Water

Test Code: 1_9012A_CN_W

CYANIDE, TOTAL BY METHOD 9012A

Method: SW9012A

Prep Method: NA

Analyte	Result	Q	RL	Units	DF	Date Analyzed	Run Batch ID	Analyst
Cyanide	ND		0.01	mg/L	1	10/19/2004 2:34:23 PM	LCHAT_CN_041019A	LMH

Definitions:

* - Recovery outside QC limits

DF - Dilution Factor

H - Value Exceeds Maximum Contaminant Level

N - Single Column Analysis

NP - Petroleum Pattern is not present

B - Analyte found in Method blank

DNI - Did not Ignite

J - Estimated value

NC - Not Calculated

P - Post Spike Recovery outside limits

D - Diluted due to matrix or extended target compounds

E - Result above quantitation limit (high standard or ICP linear range).

M - Matrix Spike Recovery outside limits

ND - Not Detected at the Reporting Limit

R - RPD outside recovery limits

Attachment C

**Summary of Site Utility Costs and Projections
Mr. C's Dry Cleaners Site**

October 2003 to October 2004

Mr. C's Dry Cleaners Site - Remedial Treatment Utility Costs												ATTACHMENT C	
NYSDEC Work Assignment #27.4												Utility Budget:	
12 Months of System Operation and Maintenance												Electric: \$14,400.00	
September 2004 Report												Telephone: \$540.00	
Gas and Electric												Total: \$14,940.00	
Utility Provider	Account #	E&E Cost Center	Description	October	November	December	January '04	February	March				
New York State E&G	06-311-11-002616-26	000699.NY06.05	Mr. C's Electric Costs	\$ 923.50	\$ 2,478.36	\$ 2,741.98	\$ 2,482.85	\$ 2,024.17	\$ 2,024.17				
National Fuel Gas	5819628-05	000699.NY06.05	Mr. C's Natural Gas Costs					\$ 56.55	\$ 153.32				
			Totals	\$ 923.50	\$ 2,478.36	\$ 2,741.98	\$ 2,482.85	\$ 2,080.72	\$ 2,177.49				
				April	May	June	July	August	September	October	Ave./Month		
			Mr. C's Electric Costs	\$ 1,791.95	\$ 1,633.97	\$ 1,605.43	\$ 1,701.54	\$ 1,381.96	\$ 1,241.26	\$ 1,016.84	\$ 1,772.92		
			Mr. C's Natural Gas Costs	\$ 90.90	\$ 66.37	\$ 57.66	\$ 54.86	\$ 50.80	\$ -	\$ -	\$ 75.78		
			Totals	\$ 1,882.85	\$ 1,700.34	\$ 1,663.09	\$ 1,756.40	\$ 1,432.76	\$ 1,241.26	\$ 1,016.84	\$ 1,848.70		
			Grand Total - NYSE&G/National Fuel Gas Costs To Date	\$ 23,578.44									
Phone	Utility Provider	Phone #	E&E Cost Center	Location Description	October	November	December	January '04	February '04	March '04			
Verizon		716-652-0094	000699.NY06.05	Mr. C's Telephone Costs	\$ 213.24	\$ 37.32	\$ 39.12	\$ 39.12	\$ 44.18	\$ 44.18			
Account#		716 652 0094 416 26 2											
				April	May	June	July	August	September	October	Ave./Month		
				\$ 38.67	\$ 39.75	\$ 38.37	\$ 38.01	\$ 39.40	\$ 42.39	\$ -	\$ 41.30		
			Grand Total - Verizon Costs to Date	\$ 653.75									
			Grand Total All Utilities To Date	\$ 24,232.19									
****This includes initial connection fees for the phone company of approximately													

Mr. C's Dry Cleaners Site - Remedial Treatment Utility Costs

NYSDEC Work Assignment #27.3

ATTACHMENT C

12 Months of System Operation and Maintenance

Budget Remaining:	Electric: -\$9,178.44
	Telephone: -\$113.75
	Total: -\$9,292.19

O&M Months Remaining: 0

Monthly Treatment System Operational Time by O&M Services

Month	Possible OP Hours	Actual OP Hours	Up-Time Percent	Percent Capacity*	General Operation Comments
September-03	96	96	100.00%	58%	Shutdown by Tyree after Separable Part B inspection Official Startup by O&M on 10/22/03
October-03	168	168	100.00%	6%	
November-03	720	720	100.00%	5%	
December-03	744	744	100.00%	28%	
January-04	672	672	100.00%	16%	
February-04	696	696	100.00%	21%	
March-04	816	816	99.88%	51%	
April-04	672	670	99.70%	50%	
May-04	696	513	73.71%	43%	
June-04	696	692	99.43%	30%	
July-04	840	840	100.00%	47%	
August-04	672	672	100.00%	42%	Equipment shutdown- low flow of water to air stripper - 5/17-24/04
September-04	840	820	97.62%	31%	Individual pumps shutdown for inspection and cleaning
October-04	672	607	90.33%	33%	100% operational
Totals to Date	9000	8725	96.94%		100% operational Temporary Stripper Shutdown 65 hour weekend shutdown due to low pressure problems with the airstripper

* Percent Capacity is based on initial operating groundwater flows from the eight installed pumps from 9/02. Evaluated on total gallons discharged for monthly operating time
Maximum pump discharges calculated as an average of 78 gpm as the total for all 8 pumps at the site if all pumps operate 100%.

Projected Utility Costs for the O&M year (10/03 to 11/04)

Ave./Month	12 months
Electric \$ 1,772.92	
Gas \$ 75.78	
Telephone \$ 41.30	
\$ 1,890.00	\$22,679.99