



ecology and environment engineering, p.c.

BUFFALO CORPORATE CENTER

368 Pleasant View Drive, Lancaster, New York 14086
Tel: 716/684-8060, Fax: 716/684-0844

September 30, 2004

OCT - 4

Mr. David Chiusano, Project Manager
New York State Department of Environmental Conservation
Division of Environmental Remediation
Bureau of Construction Services
625 Broadway, 12th Floor
Albany, New York 12233 - 7010

Re: Mr. C's Dry Cleaners Site, Contract # D004180, Site # 9-15-157
September 2004 O&M Report

Dear Mr. Chiusano:

Ecology and Environment Engineering, P.C. (EEEEPC) is pleased to provide this September 2004 Operation and Maintenance (O&M) Report for the Mr. C's Dry Cleaners Site, Site # 9-15-157, located in East Aurora, New York. Copies of weekly inspection reports from EEEPC's subcontractor O&M Enterprises, Inc. (OMEI) are provided as Attachment A. Selected pages from the analytical data package from EEEPC's Analytical Services Center (ASC) dated September 21, 2004 are provided as Attachment B. All analytical results for the report were analyzed at the lowest detection limits in accordance with the method standard. Remedial treatment system utility costs are provided as Attachment C.

In review of the on-site treatment system operation, EEEPC offers the following comments and highlights:

Operational Summary

- The system was operational for nearly 98% of the period between 8/23/04 and 9/27/04. The system shutdown at approximately 5:45 pm on 9/19/04 due to low stripper pressure. The system was down for approximately 20 hours. Low air stripper pressure condition was due to the presence of mineral deposits in stripper trays, which were occluding air flow. OMEI attempted to pressure wash trays on 9/20/04 with limited success. The air stripper trays require chemical cleaning. Rydlyme has been ordered and should be available for use in the beginning of October. Table 1 is provided to indicate the monthly operational time of the treatment equipment from the time of system startup.
- The effluent totalizer readings for the month of September 2004 indicate that approximately 1,201,913 gallons of groundwater were processed through the treatment system from 8/23/04 to 9/27/04. Table 2 provides a summary of groundwater volume treated during the September 2004 monitoring period. Historical volumes are based on effluent totalizer readings provided by the contractor's weekly inspection forms.

- Piezometer measurements were collected on September 1, 2004 at the time of compliance sampling. These readings are provided in the weekly inspection reports provided in Attachment A.
- Filters in the bag filter unit were replaced on 9/1/04, 9/7/04, 9/14/04, 9/20/04 and 9/27/04. 125 and 75-micron polyester multifilament mesh filters were installed on 9/27/04 rather than the polyester felt filters typically used. Flow rate dramatically increased as a result of the weekly filter changeout.
- OMEI replaced the Allen Bradley controller for the influent feed pump on September 14, 2004.
- John W. Danforth Service, Inc. was onsite September 20, 2004 to certify the backflow preventer on the potable water line was operating properly.
- Checklists for weekly system inspections from OMEI are provided as Attachment A for 9/1/04, 9/7/04, 9/14/04, 9/20/04 and 9/27/04. Weekly system checks indicate that all operating equipment appear to be operating within normal ranges with any exceptions noted above.
- A copy of the site utility costs from EEEPC operations starting October 2003 to date is provided as Attachment C.

Analytical Summary - Groundwater

- EEEPC and OMEI personnel sampled influent and effluent groundwater on Wednesday, September 1, 2004. The groundwater samples were analyzed for volatile organic compounds (VOCs), metals, total suspended solids (TSS), total dissolved solids (TDS), and hardness. At the request of the Department the lowest possible method detection limits were used for the analysis. The results are discussed below.
- The VOCs detected in the influent groundwater during the September 2004 sampling event were: Chloroform – 1.28 ug/L (estimated value), cis-1,2-Dichloroethene – 4.70 ug/L (estimated value), Methyl tert-butyl ether (MTBE) – 15.1 ug/L, Tetrachloroethene (PCE) – 1390 ug/L, and Trichloroethene – 42.2 ug/L
- The results of the VOCs contaminants detected in the effluent groundwater at the September 2004 sampling event indicated the contaminants found were: 1, 1-Dichloroethene - 0.516 ug/L (estimated value), Benzene - 0.180 ug/L (estimated value), Methyl tert-butyl ether (MTBE) – 3.05 ug/L, Tetrachloroethene (PCE) - 2.60 µg/L and Toluene - 0.363 (estimated value). The concentration of PCE in the effluent groundwater did not exceed the Daily Maximum Effluent Discharge Compliance Concentration of 10.0 µg/L listed on Table 3.
- A comparison between the September 2004 analytical results and the Effluent Limitation Requirements for the site are provided in Table 3.
- Approximately 14.5 pounds of VOCs were removed from the influent groundwater based on comparison with the effluent discharge of September 1, 2004. The calculated removal volumes are located in Table 4. These values are calculated based on effluent totalizer readings and assumes that non-detect values given in the analytical data package = 0 µg/L and that the monthly

samples are indicative of the influent characteristics and system performance for the entire month of September 2004.

- The September analytical results indicate that the treated groundwater effluent was in compliance with the Effluent Limitation Requirements for metals with the exception of iron. September 2004 analytical results indicate 965 ug/L iron, which is above the Effluent Limitation Requirements of 600 ug/L. Total Suspended Solids (TSS) was in compliance while Total Dissolved Solids (TDS) remained above the compliance concentration of 850 mg/L with an actual concentration of 980 mg/L during the month of September 2004. EEEPC continues to believe that the elevated levels of TDS stem from the high metals concentrations generally found in the groundwater, which were not anticipated to be removed by the constructed treatment system. NYSDEC Region 9 conducted a stream sampling program on July 22, 2004 in response to the TDS limit for the treatment system effluent. As noted from an e-mail correspondence of August 31, 2004, "...while the discharge has some parameters that are generally higher than the receiving stream, they do not appear to have a significant effect on the water body. These parameters also do not exceed water quality standards." EEEPC will await the Department's official determination on this matter.

Analytical Summary - Air

- EEEPC and OMEI personnel sampled the air stripper exhaust before and after the granular activated carbon (GAC) vessels on September 1, 2004. Air samples were collected using pre-evacuated and cleaned SUMMA canisters calibrated to continuously collect a one-hour sample. Samples were analyzed for VOCs by method TO-14A.
- The only VOCs detected in the influent air samples were: Benzene - 8.43 ppbv (estimated value), cis-1,2-Dichloroethene - 8.12 ppbv (estimated value), Tetrachloroethene (PCE) - 1100 ppbv, Toluene - 16.4 (estimated value) and Trichloroethene - 52.7 ppbv.
- VOCs detected in the effluent air samples after GAC treatment were: 1,2,4-Trimethylbenzene - 0.659 ppbv (estimated value), Chloromethane - (estimated value - 0.727 ppbv), cis-1,2-Dichloroethene - 8.50 ppbv, Dichlorofluoromethane - 0.650 (estimated value), Methylene chloride - 0.844 ppbv (estimated value), Tetrachloroethene (PCE) - 8.34 ppbv.
- Assuming that the system is treating groundwater 50% of the total operational time during this reporting period, this efficiency calculates to approximately 10.1 lbs of VOCs removed during the September 2004 reporting period. This calculation assumes that non-detect values in the analytical data package equal 0 ppbv.
- The mass adsorbed by the GAC as calculated above and in Table 5 indicate approximately 69.7% VOC adsorption in the GAC vessels.
- EEEPC has revised the calculation for air flow during the August 2004 reporting period, which increased the calculated air flow from 318.9 SCFM to 485.1 SCFM and in turn increased the calculated VOC adsorption by the GAC from 3.08 pounds to 4.61 pounds.

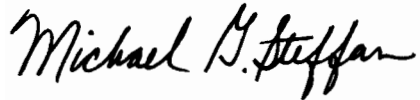
Mr. David Chiusano, Project Manager

September 30, 2004

Page 4 of 4

If you have any questions regarding the September 2004 O&M report summary submitted, please call me a 716-684-8060

Very Truly Yours,

A handwritten signature in black ink that reads "Michael G. Steffan". The signature is written in a cursive, flowing style.

Michael G. Steffan

Project Manager

Ecology and Environment Engineering, P. C.

cc: D. Miller, E&E-Buffalo w/o attachments

G. Jones, Site Representative, E&E - Buffalo - w/ attachments

G. Sutton, Region 9, NYSDEC - Buffalo w/ attachments

R. Becken, O&M Enterprises w/attachments

CTF- 000699.NY06.05

Table 1
Mr. C's Dry Cleaners Site Remediation
Site #9-15-157
System Operational Time

Month	Reporting Hours	Operational Up-time
September 2002	576	100%
October 2002	744	99.33%
November 2002	720	93.41%
December 2002	744	80.65%
January 2003	744	59.15%
February 2003	672	63.39%
March 2003	744	82.39%
April 2003	720	100%
May 2003	744	100%
June 2003	720	90.00%
July 2003	744	100%
August 2003	744	100%
September 1-4, 2003	96	100%
October 22 -29, 2003	168	100%
October 29 - November 25, 2003	648	99%
November 25 - December 29, 2003	816	100%
December 29, 2003 – January 26, 2004	672	100%
January 26 – February 24, 2004	696	100%
February 24 – March 29, 2004	816	99.97%
March 29 – April 26, 2004	672	99.70%
April 26 – May 24, 2004	696	73.70%
May 24 – June 21, 2004	696	99.43%
June 22 – July 26, 2004	840	100%
July 27 – August 23, 2004	672	100%
August 23 - September 27, 2004	840	97.62%

NOTES:

1. Up-time based as percentage of total reporting hours
2. Treatment system operated by the Tyree Organization Ltd. from 9/02-9/03.
3. Treatment system operated by O&M Enterprises from 10/03 - present.

Table 2
Mr. C's Dry Cleaners Site Remediation
Site #9-15-157
Monthly Process Water Volumes

Month	Actual Period	Gallons
September 2002 ¹	9/5/02 - 10/2/02	4,362,477
October 2002 ¹	10/2/02 - 11/4/02	4,290,429
November 2002 ¹	11/4/02 - 12/2/02	3,326,126
December 2002 ¹	12/2/02 - 1/7/03	3,349,029
January 2003 ¹	1/7/03 - 2/3/03	1,973,144
February 2003 ¹	2/3/03 - 3/10/03	2,158,771
March 2003 ¹	3/10/03 - 4/7/03	3,263,897
April 2003 ¹	4/7/03 - 5/2/03	2,574,928
May 2003 ¹	5/2/03 - 6/2/03	1,652,538
June 2003 ¹	6/2/03 - 6/30/03	2,002,990
July 2003 ¹	6/30/03 - 7/29/03	2,543,978
August 2003 ¹	7/29/03 - 8/25/03	2,042,424
September 2003 ¹	8/25/03 - 10/22/03	370,446
October 2003 ²	10/22/03 - 10/29/03	67,424
November 2003 ^{2,3}	10/29/03 - 11/25/03	224,278
December 2003 ^{2,3}	11/25/03 - 12/29/03	1,496,271
January 2004 ^{2,3}	12/29/03 - 01/26/04	688,034
February 2004 ^{2,3}	01/26/04 - 02/24/04	736,288
March 2004 ^{2,3}	02/24/04 - 03/29/04	2,164,569
April 2004 ^{2,3}	03/29/04 - 04/26/04	1,741,730
May 2004 ^{2,3}	4/26/2004 - 5/24/2004	1,408,095
June 2004 ^{2,3}	5/24/2004 - 6/21/2004	972,132
July 2004 ^{2,3}	6/22/2004 - 7/26/2004	1,858,790
August 2004 ^{2,3}	7/27/04 - 8/23/04	1,289,960
September 2004 ²	8/23/04 - 9/27/04	1,201,913
TOTAL GALLONS		47,760,661

NOTES

1. System operated by Tyree Organization Ltd. From 9/02 - 9/03
2. System operated by O&M Enterprises from 10/03 - present
3. See report text for discussion of pumping wells in operation during August 2004.

Table 3
Mr. C's Dry Cleaners Site Remediation
Site #9-15-157
Effluent Discharge Criteria & Analytical Compliance Results

Parameter	Daily Maximum ¹	Units	September 1, 2004 Effluent Analytical Values ²
Flow	216,000	gpd	
pH	6.0 - 9.0	standard units	7.97
1,1 Dichloroethene	10	ug/L	0.516 J
1,2 Dichloroethane	10	ug/L	<1.00
Trichloroethene	10	ug/L	<1.00
Tetrachloroethene	10	ug/L	2.60
Vinyl Chloride	10	ug/L	<1.00
Benzene	5	ug/L	0.180 J
Ethyl Benzene	5	ug/L	<1.00
Methylene Chloride	10	ug/L	<1.00
1,1,1 Trichloroethane	10	ug/L	<1.00
Toluene	5	ug/L	0.383
o-Xylene	5	ug/L	**
m, p-Xylene	10	ug/L	**
Iron, total	600	ug/L	965
Aluminum	4,000	ug/L	<200
Copper	48	ug/L	<20.0
Lead	11	ug/L	<5.00
Manganese	2,000	ug/L	212
Silver	100	ug/L	<10.0
Vanadium	28	ug/L	<20.0
Zinc	230	ug/L	<20.0
Total Dissolved Solids	850	mg/L	980
Total Suspended Solids	20	mg/L	<4.0
Cyanide, Free	10	ug/L	<10

NOTES:

1. "Daily Maximum" excerpted from Attachment E of Addendum 1 to the Construction Contract Documents.
 2. Values based on effluent compliance sample collected 07/22/04 of the effluent discharge.
 3. Analytical report did not differentiate between o-Xylene and m&p-Xylene. Total Xylene value is given in each line.
 4. pH reading taken on 05/03/04.
 5. Analytical report listed trans-1,2-Dichloroethene as well as cis-1,2-Dichloroethene. Both analytes were listed as non-detect, <1.00 ug/L.
 6. ND- Not detected at the reporting limit.
- * Average Daily Flow based on the days of operation for August 2004 divided into the starting and ending totalizer reading.
- ** Total Xylenes were non-detect for September 2004.

Above Daily Maximum Requirement -
Attachment E, Contract Addendum #1

Table 4
Mr. C's Dry Cleaners Site Remediation
Site #9-15-157
Monthly VOCs Removed From Groundwater

Month	Actual Period	Influent VOCs (ug/L)	Effluent VOCs (ug/L)	VOCs Removed (lbs.)
September 2002 ⁶	9/5/02 - 10/2/02	1297	1	47.2
October 2002 ⁶	10/2/02 - 11/4/02	2000	1	71.6
November 2002 ⁶	11/4/02 - 12/2/02	1685	0	46.8
December 2002 ⁶	12/2/02 - 1/7/03	1586	9	44.1
January 2003 ⁶	1/7/03 - 2/3/03	1803	10	29.5
February 2003 ⁶	2/3/03 - 3/10/03	1985	3	35.7
March 2003 ⁶	3/10/03 - 4/7/03	1990	5	54.1
April 2003 ⁶	4/7/03 - 5/2/03	1656	3	35.5
May 2003 ⁶	5/2/03 - 6/2/03	1623	7	22.3
June 2003 ⁶	6/2/03 - 6/30/03	5787	6	96.6
July 2003 ⁶	6/30/03 - 7/29/03	1356	1	28.8
August 2003 ⁶	7/29/03 - 8/25/03	1263	3	21.5
September 2003 ⁶	8/25/03 - 10/22/03	1263	3	3.9
October 2003 ⁷	10/22/03 - 10/29/03	1693.69	1.47	1.0
November 2003 ⁷	10/29/03 - 11/25/03	2510.83	4.4	4.7
December 2003 ⁷	11/25/03 - 12/29/03	503.3	10.5	6.2
January 2004 ⁷	12/29/03 - 01/26/04	3667	15.8	21.0
February 2004 ⁷	01/26/04 - 02/24/04	3348.6	26.7	20.4
March 2004 ⁷	02/24/04 - 03/29/04	1939.3	4.96	34.9
April 2004 ⁷	03/29/04 - 04/26/04	2255	0.0	32.8
May 2004 ⁷	4/26/2004 - 5/24/2004	2641	13.3	30.9
June 2004 ⁷	5/24/2004 - 6/21/2004	1454	1.7	22.5
July 2004 ⁷	6/22/2004 - 7/26/2004	1313	3.6	20.3
August 2004 ⁷	7/27/04 - 8/23/04	2305	7.4	24.7
September 2004 ⁷	8/23/04 - 9/27/04	1453	6.7	14.5
Total pounds of VOCs removed from inception =				756.8

NOTES:

1. Calculations are based on monthly water samples and assumes samples are representative of the entire period.
2. Calculations assume that non-detect values = 0 ug/L.
3. Calculations are based on influent totalizer readings.
4. "Influent VOCs" and "Effluent VOCs" values given above is the summation of values for individual compounds given in monthly analytical reports.
5. No samples were collected in September 2003. August 2003 values are used.
6. Treatment system operated by Tyree Organization, Ltd. from 9/02 to 9/03.
7. Treatment system operated by O&M Enterprises from 10/03 to present.

CONVERSIONS:

1 pound = 453.5924 grams
 1 gallon = 3.785 liters

Pounds of VOCs removed calculated by the following formula:

Influent: $1453 \text{ ug/L} \cdot (1\text{g}/10^6 \text{ ug}) \cdot (1 \text{ lb}/453.5924 \text{ g}) \cdot 1,201,913 \text{ gallons} \cdot (3.785 \text{ L/gallon}) \sim 14.6 \text{ lbs}$
Effluent: $6.7 \text{ ug/L} \cdot (1\text{g}/10^6 \text{ ug}) \cdot (1 \text{ lb}/453.5924 \text{ g}) \cdot 1,201,913 \text{ gallons} \cdot (3.785 \text{ L/gallon}) \sim 0.1 \text{ lbs}$
Net Cleanup 9/04: 14.5 lbs

where, 1453 ug/L is the summation of VOC's detected on the influent groundwater and 1,201,913 gallons is the monthly process water volume.

Table 5
Mr. C's Dry Cleaners Site Remediation
NYSDEC Site #9-15-157
Comparison of VOC Destruction by GAC

Compound	Molecular Weight (g/mol)	Intake Concentration (Pre-GAC) ¹ (ppbv)	Detection Limits - ppbv	Exhaust Concentration (Post-GAC) ² (ppbv)	Detection Limits - ppbv	Treatment Efficiency (%)	Total Removed (ppbv)	Total Removed (ppmv)	Total Removed (ug/m ³)	Total Removed (ug)	Total Removed (mg)	Total Removed (lbs)
1,1-Dichloroethane	98.97	ND	50.0	ND	5.00	0%	0.0	0	0.00	0	0.00	0.00
1,2-Dichloroethane	98.96	ND	50.0	ND	5.00	0%	0.0	0	0.00	0	0.00	0.00
1,2-Dichloropropane	112.99	ND	50.0	ND	5.00	0%	0.0	0	0.00	0	0.00	0.00
1,3-Dichlorobenzene	147.00	ND	50.0	ND	5.00	0%	0.0	0	0.00	0	0.00	0.00
1,4-Dichlorobenzene	147.01	ND	50.0	ND	5.00	0%	0.0	0	0.00	0	0.00	0.00
Benzene	78.11	8.43	50.0	ND	5.00	100%	8.43	0.00843	27.37	15878347.9	15878.35	0.04
Benzyl chloride	126.59	ND	50.0	ND	5.00	0%	0.0	0	0.00	0	0.00	0.00
Bromomethane	94.95	ND	50.0	ND	5.00	0%	0.0	0	0.00	0	0.00	0.00
Carbon tetrachloride	153.82	ND	50.0	ND	5.00	0%	0.0	0	0.00	0	0.00	0.00
Chlorobenzene	112.56	ND	50.0	ND	5.00	0%	0.0	0	0.00	0	0.00	0.00
cis-1,2-Dichloroethene	96.94	8.12	50.0	8.50	5.00	0%	-0.38	-0.00038	-1.53	-888296.012	-888.30	0.00
cis-1,3-Dichloropropene	110.97	ND	50.0	ND	5.00	0%	0.0	0	0.00	0	0.00	0.00
Dichlorodifluoromethane	120.91	ND	50.0	0.650	5.00	0%	NA	NA	NA	NA	NA	NA
Hexachlorobutadiene	260.7	ND	50.0	ND	5.00	0%	0.0	0	0.00	0	0.00	0.00
Tetrachloroethene	165.83	1100	125	8.34	5.00	99%	1091.7	1.09166	7523.94	4365375416	4365375.42	9.63
Toluene	92.13	16.4	50.0	ND	5.00	100%	16.4	0.0164	62.80	36434768.9	36434.77	0.08
Trichloroethylene	131.4	52.7	50.0	ND	5.00	100%	52.7	0.0527	287.81	166984854	166984.85	0.37
Vinyl Chloride	62.5	ND	50.0	ND	5.00	0%	0.0	0	0.00	0	0.00	0.00
Methylene Chloride	84.93	ND	50.0	0.844	5.00	0%	NA	NA	NA	NA	NA	NA
Chloromethane	50.49	ND	50.0	0.727	5.00	0%	NA	NA	NA	NA	NA	NA
Chloroethane	65.51	ND	50.0	ND	5.00	NA	0.0	0	0.00	0	0.00	0.00
1,2-Dibromoethane	187.88	ND	50.0	ND	5.00	NA	0.0	0	0.00	0	0.00	0.00
1,2-Dichlorobenzene	147.01	ND	50.0	ND	5.00	NA	0.0	0	0.00	0	0.00	0.00
1,2-Dichloro-1,1,2,2-tetrafluoroethane	170.92	ND	50.0	ND	5.00	NA	0.0	0	0.00	0	0.00	0.00
Styrene	104.15	ND	50.0	ND	5.00	NA	0.0	0	0.00	0	0.00	0.00
1,1,2-Trichloro-1,2,2-trifluoroethane	187.38	ND	50.0	ND	5.00	NA	0.0	0	0.00	0	0.00	0.00
1,1,2,2-Tetrachloroethane	167.85	ND	50.0	ND	5.00	NA	0.0	0	0.00	0	0.00	0.00
Trichlorofluoromethane	137.38	ND	50.0	ND	5.00	NA	0.0	0	0.00	0	0.00	0.00
1,1-Dichloroethylene	96.94	ND	50.0	ND	5.00	NA	0.0	0	0.00	0	0.00	0.00
Chloroform	119.38	ND	50.0	ND	5.00	NA	0.0	0	0.00	0	0.00	0.00
1,1,1-Trichloroethane	133.41	ND	50.0	ND	5.00	NA	0.0	0	0.00	0	0.00	0.00
1,1,2-Trichloroethane	133.41	ND	50.0	ND	5.00	NA	0.0	0	0.00	0	0.00	0.00
m,p-Xylene	106.16	ND	100	ND	10.0	NA	0.0	0	0.00	0	0.00	0.00
o-Xylene	106.16	ND	50.0	ND	5.00	NA	0.0	0	0.00	0	0.00	0.00
Xylene (total)	318.50	ND	150	ND	15.0	NA	0.0	0	0.00	0	0.00	0.00
1,2,4-Trimethylbenzene	120.19	ND	50.0	0.659	5.00	0%	NA	NA	NA	NA	NA	NA
1,2,4-Trichlorobenzene	181.46	ND	50.0	ND	5.00	NA	0.0	0	0.00	0	0.00	0.00
Ethylbenzene	106.17	ND	50.0	ND	5.00	NA	0.0	0	0.00	0	0.00	0.00
1,3,5-Trimethylbenzene	120.19	ND	50.0	ND	5.00	NA	0.0	0	0.00	0	0.00	0.00
trans-1,2-Dichloroethene	96.94	ND	50.0	ND	5.00	NA	0.0	0	0.00	0	0.00	0.00
trans-1,3-Dichloropropene	110.97	ND	50.0	ND	5.00	NA	0.0	0	0.00	0	0.00	0.00
TOTAL =												10.11

Flowrate = 832.814028 scfm = 23.59 m³/min = 1415 m³/hour
 Monthly hours of operation = 410 hours⁽⁷⁾
 Pressure = 1 atm = 101300 Pa = 1013 millibars
 Assumed stack temp = 68 F = 20 C = 293 K
 Gas Constant, R = 0.08314 mb*m³/K*mol

- Notes**
- "J" values are included in above calculations.
 - "J" values are an estimated value indicating that the compound was detected by the laboratory below the practical quantitation limit, but above the method detection limit. The detection limit for each compound is listed.
 - ND = Non-detect
 - Above calculations assume that non-detect values (<) = 0 ug/m³
 - NA = Not Applicable
 - PPM to ug/m³ conversion based on the equation below.
 - Assumes that system is actually treating groundwater 50% of operational time during reporting period.
 - System efficiency calculations conservatively assumes higher pre-GAC detection limits did not detect lower contaminant concentrations on post-GAC results. Assume post contaminant results the same for all contaminant below post-GAC detection limits. Efficiency is then calculated on the summation of the assumed pre-GAC results subtracting the post-GAC results then dividing by the pre-GAC total.

concentration in $\frac{\mu\text{g}}{\text{m}^3} = \frac{PM}{RT} * \text{concentration in ppm}$

Where,
 T is temperature in degrees Kelvin
 p is pressure in millibars
 R is the gas constant
 M is the molecular weight

Conversions
 1 cubic foot = 0.02832 cubic meters
 1 g = 1,000,000 ug
 1 lb = 453.5924 grams
 degrees C = (degrees F - 32)/1.8
 degrees K = degrees C + 273.16
 1 atm = 101,300 Pascals
 ppbv = ppmv = *10³

Attachment A
OMEI Weekly Inspection Reports
September 2004

Mr. C's Dry Cleaners Site
NYSDEC Site #9-15-157
System Inspection Form

Date/Time 9/1/04 9:00

Inspection personnel RC Becken

Other personnel on site Mike Steffan Mike Scarrano

Weather Conditions sunny 70 degrees

Are all well pumps operating in auto? (YES) NO

If "NO", provide explanation

Provide water level readings on control panel

RW-1	(ON)	OFF	<u>12</u>	ft
PW-2	(ON)	OFF	<u>7</u>	ft
PW-3	(ON)	OFF	<u>7</u>	ft
PW-4	(ON)	OFF	<u>6</u>	ft
PW-5	(ON)	OFF	<u>7</u>	ft
PW-6	(ON)	OFF	<u>7</u>	ft
PW-7	(ON)	OFF	<u>7</u>	ft
PW-8	(ON)	OFF	<u>5</u>	ft
Equalization tank			<u>4</u>	ft

Influent Flow Rate 26.5 gpm

Influent Totalizer Reading 750276 gallons

Sequestering agent drum level 2" ft-in

Amount of sequestering agent remaining ~85 gallons

Sequestering agent feed rate 0 gpm

Sequestering agent metering Pump Pressure 0 psi

Bag filter top pressure 4 \ 0 psi

Bag filter bottom pressure 0 \ 0 psi

**Mr. C's Dry Cleaners Site
 NYSDEC Site #9-15-157
 System Inspection Form**

Influent feed pump in use (#1) #2

Influent Pump Pressure _____ 8 psi

Air stripper blower in use (#1) #2

Air stripper differential pressure _____ 0.06 inches H₂O

Air stripper vacuum _____ 25 inches H₂O

Effluent feed pump in use (#1) #2

Effluent feed pump pressure _____ 9 psi

Effluent flow rate _____ ~120 gpm

Effluent Totalizer reading _____ 5366250 gallons

Are building heaters in use? YES (NO)

Ambient air temperature _____ 70 degrees F

Are any leaks present? YES (NO)

Is sump pump in use? YES (NO)

Water level in sump _____ 0

Is treatment building clean and organized? (YES) NO

Samples collected? (YES) NO

	Sample ID	Time of Sampling	pH	Turbidity	Temp.
Air stripper influent			7.41	6.12	58.5
Air stripper effluent			7.97	7.93	62.1
GAC influent	_____		NA	NA	
GAC effluent	_____		NA	NA	

Is there evidence of tampering/vandalism of wells? YES (NO)

Were manholes inspected? YES NO

Were electrical boxes inspected? YES (NO)

Is water present in any manholes or electrical boxes? (YES) NO

(If yes, provide manhole/electric box ID and description of any corrective measures on the following page.)

**Mr. C's Dry Cleaners Site
NYSDEC Site #9-15-157
System Inspection Form**

Other observations: _____

Describe any other system maintenance performed
Changed filters, afterwhich influent flow increased to 109
Soaked up condensate from filter unit drip tray.

Signature Richard Beck

**Mr. C's Dry Cleaners Site
 NYSDEC Site #9-15-157
 Piezometer Water Level Log**

Date 9/1/04

Measurements taken by RC Becken

RW-1	<u>15.28</u>	ft	Comments _____
PZ-1A	<u>11.18</u>	ft	Comments _____
PZ-1B	<u>10.9</u>	ft	Comments _____
PZ-1C	<u>12.04</u>	ft	Comments _____
PZ-1D	_____	ft	Comments <u>car parked on well</u>
<hr/>			
PW-2	<u>22.5</u>	ft	Comments _____
PZ-2A	<u>10.82</u>	ft	Comments _____
PZ-2B	<u>11.2</u>	ft	Comments _____
PZ-2C	<u>10.61</u>	ft	Comments _____
PZ-2D	_____	ft	Comments <u>well filled with concrete</u>
<hr/>			
PW-3	<u>20.35</u>	ft	Comments _____
PZ-3A	<u>11.26</u>	ft	Comments _____
PZ-3B	<u>11.31</u>	ft	Comments _____
PZ-3C	<u>11.77</u>	ft	Comments _____
PZ-3D	<u>11.35</u>	ft	Comments _____
<hr/>			
PW-4	<u>23.52</u>	ft	Comments _____
PZ-4A	<u>11.53</u>	ft	Comments _____
PZ-4B	<u>11.1</u>	ft	Comments _____
PZ-4C	<u>11.27</u>	ft	Comments _____
PZ-4D	<u>10.4</u>	ft	Comments _____

RW-1 pump on during measurements? (YES) NO
 PW-2 pump on during measurements? (YES) NO
 PW-3 pump on during measurements? (YES) NO
 PW-4 pump on during measurements? (YES) NO

**Mr. C's Dry Cleaners Site
 NYSDEC Site #9-15-157
 Piezometer Water Level Log
 Measurements taken by RC Becken**

Date 9/1/04

PW-5	<u>20.22</u>	ft	Comments _____
PZ-5A	<u>10.59</u>	ft	Comments _____
PZ-5B	<u>10.83</u>	ft	Comments _____
PZ-5C	<u>10.4</u>	ft	Comments _____
PZ-5D	<u>11.21</u>	ft	Comments _____
<hr/>			
PW-6	<u>19.44</u>	ft	Comments _____
PZ-6A	<u>11.7</u>	ft	Comments _____
PZ-6B	<u>11.52</u>	ft	Comments _____
PZ-6C	<u>11.79</u>	ft	Comments _____
PZ-6D	<u>11.41</u>	ft	Comments _____
<hr/>			
PW-7	_____	ft	Comments <u>car parked on well</u>
PZ-7A	_____	ft	Comments _____
PZ-7B	<u>12.05</u>	ft	Comments _____
MPS6S	<u>11</u>	ft	Comments _____
PZ-7D	<u>11.42</u>	ft	Comments _____
<hr/>			
PW-8	<u>23.25</u>	ft	Comments _____
PZ-8A	<u>8.38</u>	ft	Comments _____
PZ-8B	<u>8.27</u>	ft	Comments _____
PZ-8C	<u>7.85</u>	ft	Comments _____
PZ-8D	<u>8.11</u>	ft	Comments _____

PW-5 pump on during measurements? (YES) NO
 PW-6 pump on during measurements? (YES) NO
 PW-7 pump on during measurements? (YES) NO
 PW-8 pump on during measurements? (YES) NO

**Mr. C's Dry Cleaners Site
NYSDEC Site #9-15-157
System Inspection Form**

Date/Time 9/7/04 9:30

Inspection personnel RC Becken

Other personnel on site _____

Weather Conditions overcast 76 degrees

Are all well pumps operating in auto? (YES) NO
If "NO", provide explanation

Provide water level readings on control panel

RW-1	(ON)	OFF	<u>15</u>	ft
PW-2	(ON)	OFF	<u>7</u>	ft
PW-3	(ON)	OFF	<u>6</u>	ft
PW-4	(ON)	OFF	<u>6</u>	ft
PW-5	(ON)	OFF	<u>5</u>	ft
PW-6	(ON)	OFF	<u>4</u>	ft
PW-7	(ON)	OFF	<u>9</u>	ft
PW-8	(ON)	OFF	<u>5</u>	ft
Equalization tank			<u>4</u>	ft

Influent Flow Rate 29.48 gpm

Influent Totalizer Reading 1140556 gallons

Sequestering agent drum level 2" ft-in

Amount of sequestering agent remaining ~85 gallons

Sequestering agent feed rate 0 gpm

Sequestering agent metering Pump Pressure 0 psi

Bag filter top pressure 24 \ 8 psi

Bag filter bottom pressure 0 \ 0 psi

**Mr. C's Dry Cleaners Site
NYSDEC Site #9-15-157
System Inspection Form**

Influent feed pump in use (#1) #2

Influent Pump Pressure _____ 9 psi

Air stripper blower in use #1 (#2)

Air stripper differential pressure _____ 0.05 inches H₂O

Air stripper vacuum _____ 25 inches H₂O

Effluent feed pump in use (#1) #2

Effluent feed pump pressure _____ 8 psi

Effluent flow rate _____ gpm

Effluent Totalizer reading _____ 761558 gallons

Are building heaters in use? YES (NO)

Ambient air temperature _____ 78 degrees F

Are any leaks present? YES (NO)

Is sump pump in use? YES (NO)

Water level in sump _____ 0

Is treatment building clean and organized? (YES) NO

Samples collected? YES (NO)

	Sample ID	Time of Sampling	pH	Turbidity	Temp.
Air stripper influent					
Air stripper effluent					
GAC influent	_____		NA	NA	
GAC effluent	_____		NA	NA	

Is there evidence of tampering/vandalism of wells? YES (NO)

Were manholes inspected? (YES) NO

Were electrical boxes inspected? (YES) NO

Is water present in any manholes or electrical boxes? (YES) NO

(If yes, provide manhole/electric box ID and description of any corrective measures on the following page.)

**Mr. C's Dry Cleaners Site
NYSDEC Site #9-15-157
System Inspection Form**

Other observations: _____

Describe any other system maintenance performed
Changed filters, afterwhich influent flow increased to 95
Soaked up condensation in filter unit drip tray.

Signature Richard C Becker

Mr. C's Dry Cleaners Site
NYSDEC Site #9-15-157
System Inspection Form

Date/Time 9/14/04

Inspection personnel RC Becken

Other personnel on site _____

Weather Conditions sunny 74 degrees

Are all well pumps operating in auto? (YES) NO
If "NO", provide explanation

Provide water level readings on control panel

RW-1	(ON)	OFF	<u>15</u>	ft
PW-2	(ON)	OFF	<u>6</u>	ft
PW-3	(ON)	OFF	<u>6</u>	ft
PW-4	(ON)	OFF	<u>5</u>	ft
PW-5	(ON)	OFF	<u>8</u>	ft
PW-6	(ON)	OFF	<u>2</u>	ft
PW-7	(ON)	OFF	<u>9</u>	ft
PW-8	(ON)	OFF	<u>7</u>	ft
Equalization tank			<u>4</u>	ft

Influent Flow Rate 25.41 gpm

Influent Totalizer Reading 1639638 gallons

Sequestering agent drum level 2" ft-in

Amount of sequestering agent remaining ~85 gallons

Sequestering agent feed rate 0 gpm

Sequestering agent metering Pump Pressure 0 psi

Bag filter top pressure 28 \ 12 psi

Bag filter bottom pressure 4 \ 0 psi

**Mr. C's Dry Cleaners Site
 NYSDEC Site #9-15-157
 System Inspection Form**

Influent feed pump in use (#1) #2

Influent Pump Pressure _____ 8 psi

Air stripper blower in use (#1) #2

Air stripper differential pressure _____ 0.04 inches H₂O

Air stripper vacuum _____ 25 inches H₂O

Effluent feed pump in use (#1) #2

Effluent feed pump pressure _____ 9 psi

Effluent flow rate _____ ~120 gpm

Effluent Totalizer reading _____ 10508889 gallons

Are building heaters in use? YES (NO)

Ambient air temperature _____ 75 degrees F

Are any leaks present? YES (NO)

Is sump pump in use? YES (NO)

Water level in sump _____ 0

Is treatment building clean and organized? (YES) NO

Samples collected? YES (NO)

	Sample ID	Time of Sampling	pH	Turbidity	Temp.
Air stripper influent					
Air stripper effluent					
GAC influent	_____		NA	NA	
GAC effluent	_____		NA	NA	

Is there evidence of tampering/vandalism of wells? YES (NO)

Were manholes inspected? YES NO

Were electrical boxes inspected? YES (NO)

Is water present in any manholes or electrical boxes? (YES) NO

(If yes, provide manhole/electric box ID and description of any corrective measures on the following page.)

**Mr. C's Dry Cleaners Site
NYSDEC Site #9-15-157
System Inspection Form**

Other observations: _____

Describe any other system maintenance performed
Changed filters, after which influent flow increased to 111.5 gpm
Soaked up condensation under the filter units.
Changed the Allen Bradley controller for the influent pump A, installed one of the
spare A-B controllers in its place.

Signature Richard C Becker

Mr. C's Dry Cleaners Site
NYSDEC Site #9-15-157
System Inspection Form

Date/Time 9/20/04 8:45

Inspection personnel RC Becken

Other personnel on site Danforth personnel

Weather Conditions sunny cool 52 degrees

Are all well pumps operating in auto? YES (NO)

If "NO", provide explanation

Alarm received at 5:45 pm Sunday evening low air flow in the stripper tray.

Provide water level readings on control panel

RW-1	(ON)	OFF	<u>14</u>	ft	all readings taken after start up.
PW-2	(ON)	OFF	<u>6</u>	ft	
PW-3	(ON)	OFF	<u>4</u>	ft	
PW-4	(ON)	OFF	<u>4</u>	ft	
PW-5	(ON)	OFF	<u>5</u>	ft	
PW-6	(ON)	OFF	<u>4</u>	ft	
PW-7	(ON)	OFF	<u>8</u>	ft	
PW-8	(ON)	OFF	<u>4</u>	ft	
Equalization tank			<u>4</u>	ft	

Influent Flow Rate 56.57 gpm

Influent Totalizer Reading 1946784 gallons

Sequestering agent drum level 2" ft-in

Amount of sequestering agent remaining ~85 gallons

Sequestering agent feed rate 0 gpm

Sequestering agent metering Pump Pressure 0 psi

Bag filter top pressure 12 \ 0 psi

Bag filter bottom pressure 0 \ 0 psi

**Mr. C's Dry Cleaners Site
NYSDEC Site #9-15-157
System Inspection Form**

Influent feed pump in use (#1) #2

Influent Pump Pressure _____ 9 psi

Air stripper blower in use #1 (#2)

Air stripper differential pressure _____ 0.11 inches H₂O

Air stripper vacuum _____ 39 inches H₂O

Effluent feed pump in use (#1) #2

Effluent feed pump pressure _____ 10 psi

Effluent flow rate _____ ~120 gpm

Effluent Totalizer reading _____ 1229300 gallons

Are building heaters in use? YES (NO)

Ambient air temperature _____ 72 degrees F

Are any leaks present? YES (NO)

Is sump pump in use? YES (NO)

Water level in sump _____ 0

Is treatment building clean and organized? (YES) NO

Samples collected? YES (NO)

	Sample ID	Time of Sampling	pH	Turbidity	Temp.
Air stripper influent					
Air stripper effluent					
GAC influent	_____		NA	NA	
GAC effluent	_____		NA	NA	

Is there evidence of tampering/vandalism of wells? YES (NO)

Were manholes inspected? YES NO

Were electrical boxes inspected? YES (NO)

Is water present in any manholes or electrical boxes? (YES) NO

(If yes, provide manhole/electric box ID and description of any corrective measures on the following page.)

**Mr. C's Dry Cleaners Site
NYSDEC Site #9-15-157
System Inspection Form**

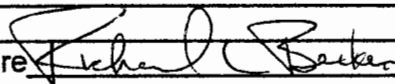
Other observations: _____

Danforth onsite to check and certify the backflow preventer, it is good for another year.

Received an alarm yesterday (Sunday) at 5:45 pm stripper tower low air pressure. Upon arrival at the site this morning I reset the alarm and everything restarted but shortly after the influent pump started the alarm became active again. I tried using both blowers but had the same results. I then opened the top of the stripper unit and found that the top tray had a fairly thick mineral deposit. I left the site to return to the shop and get the pressure washer then went back to East Aurora. After returning to the site I pressure washed the top tray. The trays are divided into three sections and I was able to do the outer two sections real good but not the center section because I could not remove the top completely as there is no place to put it. I pressure washed the rest of the trays the best I could which wasn't very good because there is not enough space at the ends of the stripper unit to get the pressure washer wand into the stripper unit. I am sure I mentioned this to everyone this past spring when I tried to pressure wash the unit then. Something needs to be done about this! The system is back up and running after being down approx. 20 hours but this is definitely a temporary fix that I don't think will last long.

Describe any other system maintenance performed

Changed filters, after which influent flow increased to 56 gpm.

Signature  _____

Mr. C's Dry Cleaners Site
NYSDEC Site #9-15-157
System Inspection Form

RECEIVED
BY MGS DATE 9/28/04

Date/Time 9/27/04 9:00

Inspection personnel RC Becken

Other personnel on site _____

Weather Conditions sunny 60 degrees

Are all well pumps operating in auto? (YES) NO
If "NO", provide explanation

Provide water level readings on control panel

RW-1	(ON)	OFF	<u>16</u>	ft
PW-2	(ON)	OFF	<u>5</u>	ft
PW-3	(ON)	OFF	<u>6</u>	ft
PW-4	(ON)	OFF	<u>6</u>	ft
PW-5	(ON)	OFF	<u>7</u>	ft
PW-6	(ON)	OFF	<u>4</u>	ft
PW-7	(ON)	OFF	<u>9</u>	ft
PW-8	(ON)	OFF	<u>3</u>	ft
Equalization tank			<u>4</u>	ft

Influent Flow Rate 23.26 gpm

Influent Totalizer Reading 2336308 gallons

Sequestering agent drum level 2" ft-in

Amount of sequestering agent remaining ~85 gallons

Sequestering agent feed rate 0 gpm

Sequestering agent metering Pump Pressure 0 psi

Bag filter top pressure 2410 psi

Bag filter bottom pressure 010 psi

**Mr. C's Dry Cleaners Site
NYSDEC Site #9-15-157
System Inspection Form**

Influent feed pump in use (#1) #2

Influent Pump Pressure _____ 8 psi

Air stripper blower in use (#1) #2

Air stripper differential pressure _____ 0.06 inches H₂O

Air stripper vacuum _____ 39 inches H₂O

Effluent feed pump in use #1 (#2)

Effluent feed pump pressure _____ 7 psi

Effluent flow rate _____ ~120 gpm

Effluent Totalizer reading _____ 1455848 gallons

Are building heaters in use? YES (NO)

Ambient air temperature _____ 70 degrees F

Are any leaks present? YES (NO)

Is sump pump in use? YES (NO)

Water level in sump _____ 0

Is treatment building clean and organized? (YES) NO

Samples collected? YES (NO)

	Sample ID	Time of Sampling	pH	Turbidity	Temp.
Air stripper influent					
Air stripper effluent					
GAC influent	_____		NA	NA	
GAC effluent	_____		NA	NA	

Is there evidence of tampering/vandalism of wells? YES (NO)

Were manholes inspected? YES NO

Were electrical boxes inspected? YES (NO)


Is water present in any manholes or electrical boxes? (YES) NO

(If yes, provide manhole/electric box ID and description of any corrective measures on the following page.)

**Mr. C's Dry Cleaners Site
NYSDEC Site #9-15-157
System Inspection Form**

Other observations: _____

Describe any other system maintenance performed
Changed filters, after which influent flow increased to 117 gpm.
Soaked up condensation in drip tray of filter units.
Went to Fluid Conditioning in East Aurora to purchase more filters, I intended to get 75 micron filters and 125 micron filters but the 75 micron are not in stock and the 125 micron are not polyester felt but polyester multifilament mesh so I had to discuss this with Mr. Steffan of E&E. After discussing it with Mr. Steffan I ordered two of each from Fluid Conditioning to try them. I called Mr. Steffan and told him the pressure differential was extremely low and something needed to be done soon, we decided to chemical clean the stripper, I ordered the Rydlyme it should be in by Friday. I had to go back to the site this evening, I received an alarm for low air flow in the stripper, went to site and pressure washed the trays again as good as I can given the lack of space. System back up and operational at 8:45 pm

Signature 

JOHN W. DANFORTH SERVICE CO., INC.

2100 Colvin Blvd.
Tonawanda, NY 14150

(716) 832-2386
Fax (716) 832-7758

44952

PLUMBING SERVICE REPORT

WORK ORDER NUMBER	JOB NUMBER	EMPLOYEE #
		44582
CUSTOMER CONTACT		SERVICE REP. SIGNATURE
Richard Beckon		<i>[Signature]</i>

SERVICE COMPLETE Y N	CONTRACT				
	PM	EMER	EXTRA	SPOT	PROJECT
REG. TIME				1	
OVERTIME					
DRIVE TIME					
MILES				28.8	

SERVICE PERFORMED			PAY PERIOD ENDING		
MONTH	DAY	YEAR	MONTH	DAY	YEAR
09	20	04	9	27	04
JOB NAME					
Mr Cs					
JOB LOCATION					
586 Main St East Aurora N.Y.					
CUSTOMER AUTHORIZATION TO PERFORM WORK / CUSTOMER SIGNATURE					
CHECK IN					

The Contractor of Choice

I AUTHORIZE DANFORTH TO PERFORM THE DESCRIBED SERVICES AND I AGREE TO PAY THE AMOUNTS INDICATED. I UNDERSTAND THAT DANFORTH IS NOT RESPONSIBLE FOR BROKEN, RUSTED, DETERIORATED, OR LEAD PIPES, FIXTURES, OR CLEAN OUTS AND ANY DAMAGE RESULTING FROM CLEANING OR REPAIRING SUCH LINES.

REASON FOR CALL: MAINLINE SINK TOILET FLOOR DRAIN OTHER PM WTY

DESCRIPTION OF WORK: Annual back flow test
1" back flow is O.K.

price Quoted by
Ron Regan

(paid in full)
check # 1648

DRAIN CLEANING WARRANTY

<input type="checkbox"/> ALL LINES	<input type="checkbox"/> 30 DAYS
<input type="checkbox"/> TOILET / SINK	<input type="checkbox"/> 24 HOURS
<input type="checkbox"/> JETTING	<input type="checkbox"/> 6MONTHS
<input checked="" type="checkbox"/> OTHER	<input checked="" type="checkbox"/> <i>[Signature]</i>

PLUMBING WARRANTY

<input type="checkbox"/> REPAIRS	<input type="checkbox"/> 30 DAYS
<input type="checkbox"/> REPLACE	<input type="checkbox"/> 1 YEAR
<input checked="" type="checkbox"/> OTHER	<input checked="" type="checkbox"/> <i>[Signature]</i>

EQUIPMENT AND MATERIALS

1	DESCRIPTION	4	QUANTITY	P.O. #
1	1" back flow	1	120.00	
1	truck charge		35.00	
	Total		155.00	

THANK YOU FOR YOUR BUSINESS.

1 : X = Extra Work; 4 Source: I = Inventory; P = PO; C = Cash

MATERIALS / LABOR NEEDED TO COMPLETE:

Call Us For Your:
HVAC PLANNED PM
PLUMBING
WATER TREATMENT

DESIGN/BUILD
TEMP. CONTROLS
AIR/WATER BALANCE

[Signature]
ACKNOWLEDGEMENT OF SERVICE / CUSTOMER SIGNATURE

CUSTOMER

Attachment B
EEEEPC ASC Analytical Data Package #0409011
September 2004



analytical services center

International Specialists in Environmental Analysis

4493 Walden Avenue, Lancaster, New York 14086

Tel: 716/685-8080, 800/327-6534 • Fax: 716/685-0852 • Email: asc@ene.com



September 21, 2004

Mr. Mike Steffan
E and E Buffalo Office
368 Pleasant View Dr.
Lancaster, NY 14086

RE: Mr. Cs Dry Cleaners

CostPoint ID: 000699.NY06.06..

Work Order No.: 0409011

Dear Mr. Mike Steffan,

Analytical Services Center received 4 samples on Wednesday, September 01, 2004 for the analyses presented in the following report.

E & E will retain the samples addressed in this report for 30 days, unless otherwise instructed by the client. If additional storage is requested, the storage fee is \$1.00 per sample container per month, to accrue until the client authorizes sample destruction.

This report is not to be reproduced, except in full, without the written approval of the laboratory.

Sincerely,

Barbara Krajewski

Project Manager

CC:

Enclosures as noted

This report ends on page 78

/



Analytical Services Center
International Specialists in Environmental Analysis
4493 Walden Avenue
Lancaster, New York 14086

Laboratory Results

NYS ELAP ID#: 10486
Phone: (716) 685-8080

Client: E AND E BUFFALO
Project: Mr. Cs Dry Cleaners
Lab Order: 0409011

CASE NARRATIVE

GCMS VOLATILES

A DB 624 column and a trap packed with OV-1, Tenax, silica gel and activated charcoal was used for the volatile analysis.

Sample analysis

Aqueous volatile samples were determined to be at a pH of 7.

Samples were analyzed within hold time.

Samples AS INFLUENT and GAC INFLUENT were reanalyzed at dilutions due to the levels of target compounds present. For sample AS INFLUENT the values reported are from the analysis within calibrated range. Since sample GAC INFLUENT was also analyzed as the laboratory duplicate, all results from both analyses are reported to allow for RPD calculations.

Calibration and Tunes

Initial and continuing calibrations were acceptable.

No manual peak integration was required.

QC

Surrogate recoveries are within acceptable limits.

Method blank analyses are acceptable.

Sample duplicate (DUP) RPD values are acceptable.

Laboratory control sample (LCS) recoveries are acceptable.

Internal standard area responses are acceptable.

METALS

Sample Analysis

The samples were digested and analyzed within hold time.

Calibrations

Calibration of the ICP utilizes a zero and one non-zero standard to determine the linear equation for quantitation. A low concentration standard (PQL) is analyzed at the reporting level.

The initial and continuing calibrations were acceptable.

QC

The calibration and preparation blank analyses are acceptable.

The matrix spike/spike duplicate (MS/MSD) recoveries and RPD values are within the control limits except for sodium.

The laboratory control sample (LCS) recoveries are within the control limits.

MERCURY

Client: E AND E BUFFALO
Project: Mr. Cs Dry Cleaners
Lab Order: 0409011

CASE NARRATIVE

Sample Analysis

The samples were digested and analyzed within hold time.

Calibrations

The initial and continuing calibrations were acceptable.

QC

The calibration and preparation blank analyses were acceptable.

The matrix spike/spike duplicate (MS/MSD) recoveries and RPD value are within the control limits.

The laboratory control sample (LCS) recovery is within the control limits.

GENERAL ANALYTICAL CHEMISTRY

Sample Analysis

Samples were analyzed within hold time.

Calibrations

Initial and continuing calibration standards were acceptable.


QC

Calibration and method blank analyses are acceptable.

Matrix duplicates/matrix spikes/matrix spike duplicates (MD/MS/MSD) are acceptable.

Laboratory control sample (LCS) recoveries are acceptable

PROJECT NO: 000699 NY 0605		LOCATION: (Include State) EAST AURORA, NY	CONTAINER TYPE AND PRESERVATIVE			TURNAROUND TIME: <input type="checkbox"/> 24-HOUR <input type="checkbox"/> R <input type="checkbox"/> U <input type="checkbox"/> 48-HOUR <input type="checkbox"/> S <input type="checkbox"/> H <input type="checkbox"/> 1-WEEK <input type="checkbox"/> OTHER <input checked="" type="checkbox"/> STANDARD	
CLIENT: New York State DEC			SUMMA 1602 FAY THOS 11.729 B/L NACH 11.729 B/L 11.729 B/L 11.729 B/L CONTROL VIRL			REQUESTED ANALYSIS	
SITE NAME: MR. C'S DRY CLEANERS			CYNANIDE CYANIDE 155, TDS, HARDNESS NO C'S			NO. OF CONTAINERS	
PROJECT MANAGER: M. MIKE STEFFAN			METALS Method - TO-174			CHECK FOR MS/MSD	
FIELD TEAM LEADER: MIKE STEFFAN			VOC'S IN AIR			MATRIX CODE	
PHONE No.: 716-684-8060			NO. OF CONTAINERS			MATERIALS	
SAMPLERS: (PRINT) Rick Becker / MIKE STEFFAN			MATERIALS			MATERIALS	
DATE	TIME	SAMPLE ID	NO. OF CONTAINERS	TEMPERATURE ENCLOSED	SHIP VIA	BL/AIRBILL NUMBER	REMARKS
9.1.04	10:35A	AS INFLUENT GW	6	<input checked="" type="checkbox"/>			
9.1.04	10:40A	AS EFFLUENT GW	6	<input checked="" type="checkbox"/>			
9.1.04	9:44AM	GAC INFLUENT A	1	<input checked="" type="checkbox"/>			STOP 9:44AM
9.1.04	9:45AM	GAC EFFLUENT A	1	<input checked="" type="checkbox"/>			STOP 9:45AM
							STOP 10:45AM



Analytical Services Center

International Specialists in Environmental Analysis

4493 Walden Avenue

Lancaster, New York 14086

Laboratory Results

NYS ELAP ID#: 10486

Phone: (716) 685-8080

Client: E and E Buffalo Office

Client Sample ID: AS INFLUENT

Lab Order: 0409011

Alt. Client ID:

Project: Mr. Cs Dry Cleaners

Collection Date: 9/1/2004 10:35:00 AM % Moist:

Lab ID: 0409011-01A

Sample Type: SAMP

Matrix: Water

Test Code: 1_8260B_5030B_TCL_LL_W

LOW LEVEL VOCS BY METHOD 8260B

Method: SW8260B

Prep Method: SW5030B_LL


Analyte	Result	Q	Limit	Units	DF	Date Analyzed	Run Batch ID	Analyst
1,1,1-Trichloroethane	ND		10.0	µg/L	10	9/3/2004 1:10:00 PM	PERRY_040903C	DWW
1,1,2,2-Tetrachloroethane	ND		10.0	µg/L	10			
1,1,2-Trichloro-1,2,2-trifluoroethane	ND		10.0	µg/L	10			
1,1,2-Trichloroethane	ND		10.0	µg/L	10			
1,1-Dichloroethane	ND		10.0	µg/L	10			
1,1-Dichloroethene	ND		10.0	µg/L	10			
1,2,4-Trichlorobenzene	ND		10.0	µg/L	10			
1,2-Dibromo-3-chloropropane	ND		50.0	µg/L	10			
1,2-Dibromoethane	ND		10.0	µg/L	10			
1,2-Dichlorobenzene	ND		10.0	µg/L	10			
1,2-Dichloroethane	ND		10.0	µg/L	10			
1,2-Dichloropropane	ND		10.0	µg/L	10			
1,3-Dichlorobenzene	ND		10.0	µg/L	10			
1,4-Dichlorobenzene	ND		10.0	µg/L	10			
2-Butanone	ND		50.0	µg/L	10			
2-Hexanone	ND		50.0	µg/L	10			
4-Methyl-2-pentanone	ND		50.0	µg/L	10			
Acetone	ND		50.0	µg/L	10			
Benzene	ND		10.0	µg/L	10			
Bromodichloromethane	ND		10.0	µg/L	10			
Bromoform	ND		10.0	µg/L	10			
Bromomethane	ND		20.0	µg/L	10			
Carbon disulfide	ND		50.0	µg/L	10			
Carbon tetrachloride	ND		10.0	µg/L	10			
Chlorobenzene	ND		10.0	µg/L	10			
Chloroethane	ND		20.0	µg/L	10			
Chloroform	1.28	J	10.0	µg/L	10			
Chloromethane	ND		20.0	µg/L	10			
cis-1,2-Dichloroethene	4.70	J	10.0	µg/L	10			
cis-1,3-Dichloropropene	ND		10.0	µg/L	10			
Cyclohexane	ND		10.0	µg/L	10			
Dibromochloromethane	ND		10.0	µg/L	10			
Dichlorodifluoromethane	ND		50.0	µg/L	10			
Ethylbenzene	ND		10.0	µg/L	10			
Isopropylbenzene	ND		10.0	µg/L	10			
Methyl acetate	ND		10.0	µg/L	10			
Methyl tert-butyl ether	15.1		10.0	µg/L	10			

Definitions:

* - Recovery outside QC limits
 DF - Dilution Factor
 H - Value Exceeds Maximum Contaminant Level
 N - Single Column Analysis
 NP - Petroleum Pattern is not present

B - Analyte found in Method blank
 DNI - Did not Ignite
 J - Estimated value
 NC - Not Calculated
 P - Post Spike Recovery outside limits

D - Diluted due to matrix or extended target compounds
 E - Result above quantitation limit (high standard or ICP linear range).
 M - Matrix Spike Recovery outside limits
 ND - Not Detected at the Reporting Limit
 R - RPD outside recovery limits



Analytical Services Center

International Specialists in Environmental Analysis

4493 Walden Avenue

Lancaster, New York 14086

Laboratory Results

NYS ELAP ID#: 10486

Phone: (716) 685-8080

Client: E and E Buffalo Office

Client Sample ID: AS INFLUENT

Lab Order: 0409011

Alt. Client ID:

Project: Mr. Cs Dry Cleaners

Collection Date: 9/1/2004 10:35:00 AM % Moist:

Lab ID: 0409011-01A

Sample Type: SAMP

Matrix: Water

Test Code: 1_8260B_5030B_TCL_LL_W

LOW LEVEL VOCS BY METHOD 8260B

Method: SW8260B

Prep Method: SW5030B_LL

Analyte	Result	Q	Limit	Units	DF	Date Analyzed	Run Batch ID	Analyst
Methylcyclohexane	ND		10.0	µg/L	10			
Methylene chloride	ND		10.0	µg/L	10			
Styrene	ND		10.0	µg/L	10			
Tetrachloroethene	1390		50.0	µg/L	50	9/3/2004 2:14:00 PM		
Toluene	ND		10.0	µg/L	10	9/3/2004 1:10:00 PM		
trans-1,2-Dichloroethene	ND		10.0	µg/L	10			
trans-1,3-Dichloropropene	ND		10.0	µg/L	10			
Trichloroethene	42.2		10.0	µg/L	10			
Trichlorofluoromethane	ND		10.0	µg/L	10			
Vinyl chloride	ND		10.0	µg/L	10			
Xylenes, Total	ND		10.0	µg/L	10			
Surr:1,2-Dichloroethane-d4	95		70 - 128	%REC	10	9/3/2004 1:10:00 PM	PERRY_040903C	DWW
Surr:4-Bromofluorobenzene	106		80 - 119	%REC	10			
Surr:Dibromofluoromethane	95		85 - 110	%REC	10			
Surr:Toluene-d8	96		83 - 110	%REC	10			

Definitions:

* - Recovery outside QC limits
 DF - Dilution Factor
 H - Value Exceeds Maximum Contaminant Level
 N - Single Column Analysis
 NP - Petroleum Pattern is not present

B - Analyte found in Method blank
 DNI - Did not Ignite
 J - Estimated value
 NC - Not Calculated
 P - Post Spike Recovery outside limits

D - Diluted due to matrix or extended target compounds
 E - Result above quantitation limit (high standard or ICP linear range).
 M - Matrix Spike Recovery outside limits
 ND - Not Detected at the Reporting Limit
 R - RPD outside recovery limits



Analytical Services Center

International Specialists in Environmental Analysis

4493 Walden Avenue

Lancaster, New York 14086

Laboratory Results

NYS ELAP ID#: 10486

Phone: (716) 685-8080

Client: E and E Buffalo Office

Client Sample ID: AS EFFLUENT

Lab Order: 0409011

Alt. Client ID:

Project: Mr. Cs Dry Cleaners

Collection Date: 9/1/2004 10:40:00 AM % Moist:

Lab ID: 0409011-02A

Sample Type: SAMP

Matrix: Water

Test Code: 1_8260B_5030B_TCL_LL_W

LOW LEVEL VOCs BY METHOD 8260B

Method: SW8260B

Prep Method: SW5030B_LL

Analyte	Result	Q	Limit	Units	DF	Date Analyzed	Run Batch ID	Analyst
1,1,1-Trichloroethane	ND		1.00	µg/L	1	9/3/2004 12:39:00 PM	PERRY_040903C	DWW
1,1,2,2-Tetrachloroethane	ND		1.00	µg/L	1			
1,1,2-Trichloro-1,2,2-trifluoroethane	ND		1.00	µg/L	1			
1,1,2-Trichloroethane	ND		1.00	µg/L	1			
1,1-Dichloroethane	ND		1.00	µg/L	1			
1,1-Dichloroethene	0.516	J	1.00	µg/L	1			
1,2,4-Trichlorobenzene	ND		1.00	µg/L	1			
1,2-Dibromo-3-chloropropane	ND		5.00	µg/L	1			
1,2-Dibromoethane	ND		1.00	µg/L	1			
1,2-Dichlorobenzene	ND		1.00	µg/L	1			
1,2-Dichloroethane	ND		1.00	µg/L	1			
1,2-Dichloropropane	ND		1.00	µg/L	1			
1,3-Dichlorobenzene	ND		1.00	µg/L	1			
1,4-Dichlorobenzene	ND		1.00	µg/L	1			
2-Butanone	ND		5.00	µg/L	1			
2-Hexanone	ND		5.00	µg/L	1			
4-Methyl-2-pentanone	ND		5.00	µg/L	1			
Acetone	ND		5.00	µg/L	1			
Benzene	0.180	J	1.00	µg/L	1			
Bromodichloromethane	ND		1.00	µg/L	1			
Bromoform	ND		1.00	µg/L	1			
Bromomethane	ND		2.00	µg/L	1			
Carbon disulfide	ND		5.00	µg/L	1			
Carbon tetrachloride	ND		1.00	µg/L	1			
Chlorobenzene	ND		1.00	µg/L	1			
Chloroethane	ND		2.00	µg/L	1			
Chloroform	ND		1.00	µg/L	1			
Chloromethane	ND		2.00	µg/L	1			
cis-1,2-Dichloroethene	ND		1.00	µg/L	1			
cis-1,3-Dichloropropene	ND		1.00	µg/L	1			
Cyclohexane	ND		1.00	µg/L	1			
Dibromochloromethane	ND		1.00	µg/L	1			
Dichlorodifluoromethane	ND		5.00	µg/L	1			
Ethylbenzene	ND		1.00	µg/L	1			
Isopropylbenzene	ND		1.00	µg/L	1			
Methyl acetate	ND		1.00	µg/L	1			
Methyl tert-butyl ether	3.05		1.00	µg/L	1			

Definitions:

* - Recovery outside QC limits
 DF - Dilution Factor
 H - Value Exceeds Maximum Contaminant Level
 N - Single Column Analysis
 NP - Petroleum Pattern is not present

B - Analyte found in Method blank
 DNI - Did not Ignite
 J - Estimated value
 NC - Not Calculated
 P - Post Spike Recovery outside limits

D - Diluted due to matrix or extended target compounds
 E - Result above quantitation limit (high standard or ICP linear range).
 M - Matrix Spike Recovery outside limits
 ND - Not Detected at the Reporting Limit
 R - RPD outside recovery limits



Analytical Services Center

International Specialists in Environmental Analysis

4493 Walden Avenue

Lancaster, New York 14086

Laboratory Results

NYS ELAP ID#: 10486

Phone: (716) 685-8080

Client: E and E Buffalo Office

Client Sample ID: AS EFFLUENT

Lab Order: 0409011

Alt. Client ID:

Project: Mr. Cs Dry Cleaners

Collection Date: 9/1/2004 10:40:00 AM % Moist:

Lab ID: 0409011-02A

Sample Type: SAMP

Matrix: Water

Test Code: 1_8260B_5030B_TCL_LL_W

LOW LEVEL VOCs BY METHOD 8260B

Method: SW8260B

Prep Method: SW5030B_LL

Analyte	Result	Q	Limit	Units	DF	Date Analyzed	Run Batch ID	Analyst
Methylcyclohexane	ND		1.00	µg/L	1			
Methylene chloride	ND		1.00	µg/L	1			
Styrene	ND		1.00	µg/L	1			
Tetrachloroethene	2.60		1.00	µg/L	1			
Toluene	0.383	J	1.00	µg/L	1			
trans-1,2-Dichloroethene	ND		1.00	µg/L	1			
trans-1,3-Dichloropropene	ND		1.00	µg/L	1			
Trichloroethene	ND		1.00	µg/L	1			
Trichlorofluoromethane	ND		1.00	µg/L	1			
Vinyl chloride	ND		1.00	µg/L	1			
Xylenes, Total	ND		1.00	µg/L	1			
Surr:1,2-Dichloroethane-d4	94		70 - 128	%REC	1	9/3/2004 12:39:00 PM	PERRY_040903C	DWW
Surr:4-Bromofluorobenzene	110		80 - 119	%REC	1			
Surr:Dibromofluoromethane	95		85 - 110	%REC	1			
Surr:Toluene-d8	98		83 - 110	%REC	1			

Definitions:

* - Recovery outside QC limits

DF - Dilution Factor

H - Value Exceeds Maximum Contaminant Level

N - Single Column Analysis

NP - Petroleum Pattern is not present

B - Analyte found in Method blank

DNI - Did not Ignite

J - Estimated value

NC - Not Calculated

P - Post Spike Recovery outside limits

D - Diluted due to matrix or extended target compounds

E - Result above quantitation limit (high standard or ICP linear range).

M - Matrix Spike Recovery outside limits

ND - Not Detected at the Reporting Limit

R - RPD outside recovery limits



Analytical Services Center

International Specialists in Environmental Analysis

4493 Walden Avenue

Lancaster, New York 14086

Laboratory Results

NYS ELAP ID#: 10486

Phone: (716) 685-8080

Client: E and E Buffalo Office

Client Sample ID: GAC INFLUENT

Lab Order: 0409011

Alt. Client ID:

Project: Mr. Cs Dry Cleaners

Collection Date: 9/1/2004 9:44:00 AM % Moist:

Lab ID: 0409011-03A

Sample Type: SAMP

Matrix: Air

Test Code: 1_TO14_A

VOLATILE ORGANICS IN AIR BY METHOD TO-14A

Method: EPATO14

Prep Method: NA


Analyte	Result	Q	Limit	Units	DF	Date Analyzed	Run Batch ID	Analyst
1,1,1-Trichloroethane	ND		50.0	ppbv	10	9/2/2004 6:33:00 PM	JAKE_040902B	RMJ
1,1,2,2-Tetrachloroethane	ND		50.0	ppbv	10			
1,1,2-Trichloro-1,2,2-trifluoroethane	ND		50.0	ppbv	10			
1,1,2-Trichloroethane	ND		50.0	ppbv	10			
1,1-Dichloroethane	ND		50.0	ppbv	10			
1,1-Dichloroethene	ND		50.0	ppbv	10			
1,2,4-Trichlorobenzene	ND		50.0	ppbv	10			
1,2,4-Trimethylbenzene	ND		50.0	ppbv	10			
1,2-Dibromoethane	ND		50.0	ppbv	10			
1,2-Dichloro-1,1,2,2-tetrafluoroethane	ND		50.0	ppbv	10			
1,2-Dichlorobenzene	ND		50.0	ppbv	10			
1,2-Dichloroethane	ND		50.0	ppbv	10			
1,2-Dichloropropane	ND		50.0	ppbv	10			
1,3,5-Trimethylbenzene	ND		50.0	ppbv	10			
1,3-Dichlorobenzene	ND		50.0	ppbv	10			
1,4-Dichlorobenzene	ND		50.0	ppbv	10			
Benzene	8.43	J	50.0	ppbv	10			
Benzyl chloride	ND		50.0	ppbv	10			
Bromomethane	ND		50.0	ppbv	10			
Carbon tetrachloride	ND		50.0	ppbv	10			
Chlorobenzene	ND		50.0	ppbv	10			
Chloroethane	ND		50.0	ppbv	10			
Chloroform	ND		50.0	ppbv	10			
Chloromethane	ND		50.0	ppbv	10			
cis-1,2-Dichloroethene	8.12	J	50.0	ppbv	10			
cis-1,3-Dichloropropene	ND		50.0	ppbv	10			
Dichlorodifluoromethane	ND		50.0	ppbv	10			
Ethylbenzene	ND		50.0	ppbv	10			
Hexachlorobutadiene	ND		50.0	ppbv	10			
m,p-Xylene	ND		100	ppbv	10			
Methylene chloride	ND		50.0	ppbv	10			
o-Xylene	ND		50.0	ppbv	10			
Styrene	ND		50.0	ppbv	10			
Tetrachloroethene	1000	E	50.0	ppbv	10			
Toluene	16.4	J	50.0	ppbv	10			
trans-1,2-Dichloroethene	ND		50.0	ppbv	10			

Definitions:

- * - Recovery outside QC limits
- DF - Dilution Factor
- H - Value Exceeds Maximum Contaminant Level
- N - Single Column Analysis
- NP - Petroleum Pattern is not present

- B - Analyte found in Method blank
- DNI - Did not Ignite
- J - Estimated value
- NC - Not Calculated
- P - Post Spike Recovery outside limits

- D - Diluted due to matrix or extended target compounds
- E - Result above quantitation limit (high standard or ICP linear range).
- M - Matrix Spike Recovery outside limits
- ND - Not Detected at the Reporting Limit
- R - RPD outside recovery limits



Analytical Services Center

International Specialists in Environmental Analysis

4493 Walden Avenue

Lancaster, New York 14086

Laboratory Results

NYS ELAP ID#: 10486

Phone: (716) 685-8080

Client: E and E Buffalo Office

Client Sample ID: GAC INFLUENT

Lab Order: 0409011

Alt. Client ID:

Project: Mr. Cs Dry Cleaners

Collection Date: 9/1/2004 9:44:00 AM % Moist:

Lab ID: 0409011-03A

Sample Type: SAMP

Matrix: Air

Test Code: 1_TO14_A

VOLATILE ORGANICS IN AIR BY METHOD TO-14A

Method: EPATO14

Prep Method: NA

Analyte	Result	Q	Limit	Units	DF	Date Analyzed	Run Batch ID	Analyst
trans-1,3-Dichloropropene	ND		50.0	ppbv	10			
Trichloroethene	52.7		50.0	ppbv	10			
Trichlorofluoromethane	ND		50.0	ppbv	10			
Vinyl chloride	ND		50.0	ppbv	10			
Xylenes, Total	ND		150	ppbv	10			
Surr:1,2-Dichloroethane-d4	93		80 - 120	%REC	10	9/2/2004 6:33:00 PM	JAKE_040902B	RMJ
Surr:4-Bromofluorobenzene	100		80 - 120	%REC	10			
Surr:Toluene-d8	99		80 - 120	%REC	10			

Definitions:

* - Recovery outside QC limits
 DF - Dilution Factor
 H - Value Exceeds Maximum Contaminant Level
 N - Single Column Analysis
 NP - Petroleum Pattern is not present

B - Analyte found in Method blank
 DNI - Did not Ignite
 J - Estimated value
 NC - Not Calculated
 P - Post Spike Recovery outside limits

D - Diluted due to matrix or extended target compounds
 E - Result above quantitation limit (high standard or ICP linear range).
 M - Matrix Spike Recovery outside limits
 ND - Not Detected at the Reporting Limit
 R - RPD outside recovery limits



Analytical Services Center

International Specialists in Environmental Analysis

4493 Walden Avenue

Lancaster, New York 14086

Laboratory Results

NYS ELAP ID#: 10486

Phone: (716) 685-8080

Client: E and E Buffalo Office

Client Sample ID: GAC INFLUENT

Lab Order: 0409011

Alt. Client ID:

Project: Mr. Cs Dry Cleaners

Collection Date: 9/1/2004 9:44:00 AM % Moist:

Lab ID: 0409011-03A

Sample Type: DL

Matrix: Air

Test Code: 1_TO14_A

VOLATILE ORGANICS IN AIR BY METHOD TO-14A

Method: EPATO14

Prep Method: NA

Analyte	Result	Q	Limit	Units	DF	Date Analyzed	Run Batch ID	Analyst
1,1,1-Trichloroethane	ND		125	ppbv	25	9/2/2004 4:42:00 PM	JAKE_040902B	RMJ
1,1,2,2-Tetrachloroethane	ND		125	ppbv	25			
1,1,2-Trichloro-1,2,2-trifluoroethane	ND		125	ppbv	25			
1,1,2-Trichloroethane	ND		125	ppbv	25			
1,1-Dichloroethane	ND		125	ppbv	25			
1,1-Dichloroethene	ND		125	ppbv	25			
1,2,4-Trichlorobenzene	ND		125	ppbv	25			
1,2,4-Trimethylbenzene	ND		125	ppbv	25			
1,2-Dibromoethane	ND		125	ppbv	25			
1,2-Dichloro-1,1,2,2-tetrafluoroethane	ND		125	ppbv	25			
1,2-Dichlorobenzene	ND		125	ppbv	25			
1,2-Dichloroethane	ND		125	ppbv	25			
1,2-Dichloropropane	ND		125	ppbv	25			
1,3,5-Trimethylbenzene	ND		125	ppbv	25			
1,3-Dichlorobenzene	ND		125	ppbv	25			
1,4-Dichlorobenzene	ND		125	ppbv	25			
Benzene	ND		125	ppbv	25			
Benzyl chloride	ND		125	ppbv	25			
Bromomethane	ND		125	ppbv	25			
Carbon tetrachloride	ND		125	ppbv	25			
Chlorobenzene	ND		125	ppbv	25			
Chloroethane	ND		125	ppbv	25			
Chloroform	ND		125	ppbv	25			
Chloromethane	ND		125	ppbv	25			
cis-1,2-Dichloroethene	ND		125	ppbv	25			
cis-1,3-Dichloropropene	ND		125	ppbv	25			
Dichlorodifluoromethane	ND		125	ppbv	25			
Ethylbenzene	ND		125	ppbv	25			
Hexachlorobutadiene	ND		125	ppbv	25			
m,p-Xylene	ND		250	ppbv	25			
Methylene chloride	ND		125	ppbv	25			
o-Xylene	ND		125	ppbv	25			
Styrene	ND		125	ppbv	25			
Tetrachloroethene	1100		125	ppbv	25			
Toluene	15.6	J	125	ppbv	25			
trans-1,2-Dichloroethene	ND		125	ppbv	25			

Definitions:

* - Recovery outside QC limits

DF - Dilution Factor

H - Value Exceeds Maximum Contaminant Level

N - Single Column Analysis

NP - Petroleum Pattern is not present

B - Analyte found in Method blank

DNI - Did not Ignite

J - Estimated value

NC - Not Calculated

P - Post Spike Recovery outside limits


D - Diluted due to matrix or extended target compounds

E - Result above quantitation limit (high standard or ICP linear range).

M - Matrix Spike Recovery outside limits

ND - Not Detected at the Reporting Limit

R - RPD outside recovery limits



Analytical Services Center

International Specialists in Environmental Analysis

4493 Walden Avenue

Lancaster, New York 14086

Laboratory Results

NYS ELAP ID#: 10486

Phone: (716) 685-8080

Client: E and E Buffalo Office

Client Sample ID: GAC INFLUENT

Lab Order: 0409011

Alt. Client ID:

Project: Mr. Cs Dry Cleaners

Collection Date: 9/1/2004 9:44:00 AM % Moist:

Lab ID: 0409011-03A

Sample Type: DL

Matrix: Air

Test Code: 1_TO14_A

VOLATILE ORGANICS IN AIR BY METHOD TO-14A

Method: EPATO14

Prep Method: NA

Analyte	Result	Q	Limit	Units	DF	Date Analyzed	Run Batch ID	Analyst
trans-1,3-Dichloropropene	ND		125	ppbv	25			
Trichloroethene	51.8	J	125	ppbv	25			
Trichlorofluoromethane	ND		125	ppbv	25			
Vinyl chloride	ND		125	ppbv	25			
Xylenes, Total	ND		375	ppbv	25			
Surr:1,2-Dichloroethane-d4	93		80 - 120	%REC	25	9/2/2004 4:42:00 PM	JAKE_040902B	RMJ
Surr:4-Bromofluorobenzene	99		80 - 120	%REC	25			
Surr:Toluene-d8	100		80 - 120	%REC	25			

Definitions:

* - Recovery outside QC limits

DF - Dilution Factor

H - Value Exceeds Maximum Contaminant Level

N - Single Column Analysis

NP - Petroleum Pattern is not present

B - Analyte found in Method blank

DNI - Did not Ignite

J - Estimated value

NC - Not Calculated

P - Post Spike Recovery outside limits


D - Diluted due to matrix or extended target compounds

E - Result above quantitation limit (high standard or ICP linear range).

M - Matrix Spike Recovery outside limits

ND - Not Detected at the Reporting Limit

R - RPD outside recovery limits



Analytical Services Center

International Specialists in Environmental Analysis

4493 Walden Avenue

Lancaster, New York 14086

Laboratory Results

NYS ELAP ID#: 10486

Phone: (716) 685-8080

Client: E and E Buffalo Office

Client Sample ID: GAC EFFLUENT

Lab Order: 0409011

Alt. Client ID:

Project: Mr. Cs Dry Cleaners

Collection Date: 9/1/2004 9:45:00 AM % Moist:

Lab ID: 0409011-04A

Sample Type: SAMP

Matrix: Air

Test Code: 1_TO14_A

VOLATILE ORGANICS IN AIR BY METHOD TO-14A

Method: EPATO14

Prep Method: NA

Analyte	Result	Q	Limit	Units	DF	Date Analyzed	Run Batch ID	Analyst
1,1,1-Trichloroethane	ND		5.00	ppbv	1	9/2/2004 7:57:00 PM	JAKE_040902B	RMJ
1,1,2,2-Tetrachloroethane	ND		5.00	ppbv	1			
1,1,2-Trichloro-1,2,2-trifluoroethane	ND		5.00	ppbv	1			
1,1,2-Trichloroethane	ND		5.00	ppbv	1			
1,1-Dichloroethane	ND		5.00	ppbv	1			
1,1-Dichloroethene	ND		5.00	ppbv	1			
1,2,4-Trichlorobenzene	ND		5.00	ppbv	1			
1,2,4-Trimethylbenzene	0.659	J	5.00	ppbv	1			
1,2-Dibromoethane	ND		5.00	ppbv	1			
1,2-Dichloro-1,1,2,2-tetrafluoroethane	ND		5.00	ppbv	1			
1,2-Dichlorobenzene	ND		5.00	ppbv	1			
1,2-Dichloroethane	ND		5.00	ppbv	1			
1,2-Dichloropropane	ND		5.00	ppbv	1			
1,3,5-Trimethylbenzene	ND		5.00	ppbv	1			
1,3-Dichlorobenzene	ND		5.00	ppbv	1			
1,4-Dichlorobenzene	ND		5.00	ppbv	1			
Benzene	ND		5.00	ppbv	1			
Benzyl chloride	ND		5.00	ppbv	1			
Bromomethane	ND		5.00	ppbv	1			
Carbon tetrachloride	ND		5.00	ppbv	1			
Chlorobenzene	ND		5.00	ppbv	1			
Chloroethane	ND		5.00	ppbv	1			
Chloroform	ND		5.00	ppbv	1			
Chloromethane	0.727	J	5.00	ppbv	1			
cis-1,2-Dichloroethene	8.50		5.00	ppbv	1			
cis-1,3-Dichloropropene	ND		5.00	ppbv	1			
Dichlorodifluoromethane	0.650	J	5.00	ppbv	1			
Ethylbenzene	ND		5.00	ppbv	1			
Hexachlorobutadiene	ND		5.00	ppbv	1			
m,p-Xylene	ND		10.0	ppbv	1			
Methylene chloride	0.844	J	5.00	ppbv	1			
o-Xylene	ND		5.00	ppbv	1			
Styrene	ND		5.00	ppbv	1			
Tetrachloroethene	8.34		5.00	ppbv	1			
Toluene	ND		5.00	ppbv	1			
trans-1,2-Dichloroethene	ND		5.00	ppbv	1			

Definitions:

* - Recovery outside QC limits

DF - Dilution Factor

H - Value Exceeds Maximum Contaminant Level

N - Single Column Analysis

NP - Petroleum Pattern is not present

B - Analyte found in Method blank

DNI - Did not Ignite

J - Estimated value

NC - Not Calculated

P - Post Spike Recovery outside limits

D - Diluted due to matrix or extended target compounds

E - Result above quantitation limit (high standard or ICP linear range).

M - Matrix Spike Recovery outside limits

ND - Not Detected at the Reporting Limit

R - RPD outside recovery limits



Analytical Services Center

International Specialists in Environmental Analysis

4493 Walden Avenue

Lancaster, New York 14086

Laboratory Results

NYS ELAP ID#: 10486

Phone: (716) 685-8080

Client: E and E Buffalo Office

Client Sample ID: GAC EFFLUENT

Lab Order: 0409011

Alt. Client ID:

Project: Mr. Cs Dry Cleaners

Collection Date: 9/1/2004 9:45:00 AM % Moist:

Lab ID: 0409011-04A

Sample Type: SAMP

Matrix: Air

Test Code: 1_TO14_A

VOLATILE ORGANICS IN AIR BY METHOD TO-14A

Method: EPATO14

Prep Method: NA

Analyte	Result	Q	Limit	Units	DF	Date Analyzed	Run Batch ID	Analyst
trans-1,3-Dichloropropene	ND		5.00	ppbv	1			
Trichloroethene	ND		5.00	ppbv	1			
Trichlorofluoromethane	ND		5.00	ppbv	1			
Vinyl chloride	ND		5.00	ppbv	1			
Xylenes, Total	ND		15.0	ppbv	1			
Surr:1,2-Dichloroethane-d4	102		80 - 120	%REC	1	9/2/2004 7:57:00 PM	JAKE_040902B	RMJ
Surr:4-Bromofluorobenzene	98		80 - 120	%REC	1			
Surr:Toluene-d8	99		80 - 120	%REC	1			

Definitions:

* - Recovery outside QC limits

DF - Dilution Factor

H - Value Exceeds Maximum Contaminant Level

N - Single Column Analysis

NP - Petroleum Pattern is not present

B - Analyte found in Method blank

DNI - Did not Ignite

J - Estimated value

NC - Not Calculated

P - Post Spike Recovery outside limits


D - Diluted due to matrix or extended target compounds

E - Result above quantitation limit (high standard or ICP linear range).

M - Matrix Spike Recovery outside limits

ND - Not Detected at the Reporting Limit

R - RPD outside recovery limits



Analytical Services Center

International Specialists in Environmental Analysis

4493 Walden Avenue

Lancaster, New York 14086

Laboratory Results

NYS ELAP ID#: 10486

Phone: (716) 685-8080

Client: E and E Buffalo Office

Client Sample ID: AS INFLUENT

Lab Order: 0409011

Alt. Client ID:

Project: Mr. Cs Dry Cleaners

Collection Date: 9/1/2004 10:35:00 AM % Moist:

Lab ID: 0409011-01B

Sample Type: SAMP

Matrix: Water

Test Code: 1_6010B_TAL_W

ICP METALS ANALYSIS BY METHOD 6010B

Method: SW6010B

Prep Method: SW3010A

Analyte	Result	Q	Limit	Units	DF	Date Analyzed	Run Batch ID	Analyst
Aluminum	ND		200	µg/L	1	9/8/2004 1:17:01 AM	OPTIMA3300_040907A	SDP
Calcium	117000		1500	µg/L	1			
Cobalt	ND		20.0	µg/L	1			
Copper	ND		20.0	µg/L	1			
Iron	965		200	µg/L	1			
Lead	ND		5.00	µg/L	1			
Magnesium	18600		1500	µg/L	1			
Manganese	212		10.0	µg/L	1			
Nickel	ND		20.0	µg/L	1			
Potassium	5590		1500	µg/L	1			
Silver	ND		10.0	µg/L	1			
Sodium	202000		1500	µg/L	1			
Titanium	ND		20.0	µg/L	1			
Zinc	ND		20.0	µg/L	1			

Definitions:

- Recovery outside QC limits

B - Analyte found in Method blank

D - Diluted due to matrix or extended target compounds

DF - Dilution Factor

DNI - Did not Ignite

E - Result above quantitation limit (high standard or ICP linear range).

I - Value Exceeds Maximum Contaminant Level

J - Estimated value

M - Matrix Spike Recovery outside limits

I - Single Column Analysis

NC - Not Calculated

ND - Not Detected at the Reporting Limit

IP - Petroleum Pattern is not present

P - Post Spike Recovery outside limits

R - RPD outside recovery limits



Analytical Services Center

International Specialists in Environmental Analysis

4493 Walden Avenue

Lancaster, New York 14086

Laboratory Results

NYS ELAP ID#: 10486

Phone: (716) 685-8080

Client: E and E Buffalo Office

Client Sample ID: AS EFFLUENT

Lab Order: 0409011

Alt. Client ID:

Project: Mr. Cs Dry Cleaners

Collection Date: 9/1/2004 10:40:00 AM % Moist:

Lab ID: 0409011-02B

Sample Type: SAMP

Matrix: Water

Test Code: 1_6010B_TAL_W

ICP METALS ANALYSIS BY METHOD 6010B

Method: SW6010B

Prep Method: SW3010A

Analyte	Result	Q	Limit	Units	DF	Date Analyzed	Run Batch ID	Analyst
Aluminum	ND		200	µg/L	1	9/8/2004 1:22:54 AM	OPTIMA3300_040907A	SDP
Calcium	113000		1500	µg/L	1			
Cobalt	ND		20.0	µg/L	1			
Copper	ND		20.0	µg/L	1			
Iron	812		200	µg/L	1			
Lead	ND		5.00	µg/L	1			
Magnesium	18200		1500	µg/L	1			
Manganese	206		10.0	µg/L	1			
Nickel	ND		20.0	µg/L	1			
Potassium	5580		1500	µg/L	1			
Silver	ND		10.0	µg/L	1			
Sodium	196000		1500	µg/L	1			
Titanium	ND		20.0	µg/L	1			
Zinc	ND		20.0	µg/L	1			

Definitions:

R - Recovery outside QC limits

B - Analyte found in Method blank

D - Diluted due to matrix or extended target compounds

DF - Dilution Factor

DNI - Did not Ignite

E - Result above quantitation limit (high standard or ICP linear range).

I - Value Exceeds Maximum Contaminant Level

J - Estimated value

M - Matrix Spike Recovery outside limits

IC - Single Column Analysis


NC - Not Calculated

ND - Not Detected at the Reporting Limit

IP - Petroleum Pattern is not present

P - Post Spike Recovery outside limits

R - RPD outside recovery limits



Analytical Services Center

International Specialists in Environmental Analysis

4493 Walden Avenue

Lancaster, New York 14086

Laboratory Results

NYS ELAP ID#: 10486

Phone: (716) 685-8080

Client: E and E Buffalo Office

Client Sample ID: AS INFLUENT

Lab Order: 0409011

Alt. Client ID:

Project: Mr. Cs Dry Cleaners

Collection Date: 9/1/2004 10:35:00 AM % Moist:

Lab ID: 0409011-01B

Sample Type: SAMP

Matrix: Water

Test Code: 1_7470A_HG_W

MERCURY ANALYSIS IN WATER BY METHOD 7470A

Method: SW7470A

Prep Method: SW7470A

Analyte	Result	Q	Limit	Units	DF	Date Analyzed	Run Batch ID	Analyst
Mercury	ND		0.200	µg/L	1	9/8/2004 2:09:33 PM	LEEMAN_040908B	JLS

Definitions:

- Recovery outside QC limits
- F - Dilution Factor
- Value Exceeds Maximum Contaminant Level
- Single Column Analysis
- P - Petroleum Pattern is not present

- B - Analyte found in Method blank
- DNI - Did not Ignite
- J - Estimated value
- NC - Not Calculated
- P - Post Spike Recovery outside limits

- D - Diluted due to matrix or extended target compounds
- E - Result above quantitation limit (high standard or ICP linear range).
- M - Matrix Spike Recovery outside limits
- ND - Not Detected at the Reporting Limit
- R - RPD outside recovery limits



Analytical Services Center
 International Specialists in Environmental Analysis
 4493 Walden Avenue
 Lancaster, New York 14086

Laboratory Results

NYS ELAP ID#: 10486
 Phone: (716) 685-8080

Client: E and E Buffalo Office

Client Sample ID: AS EFFLUENT

Lab Order: 0409011

Alt. Client ID:

Project: Mr. Cs Dry Cleaners

Collection Date: 9/1/2004 10:40:00 AM % Moist:

Lab ID: 0409011-02B

Sample Type: SAMP

Matrix: Water

Test Code: 1_7470A_HG_W

MERCURY ANALYSIS IN WATER BY METHOD 7470A

Method: SW7470A

Prep Method: SW7470A


Analyte	Result	Q	Limit	Units	DF	Date Analyzed	Run Batch ID	Analyst
Mercury	ND		0.200	µg/L	1	9/8/2004 2:11:19 PM	LEEMAN_040908B	JLS

Definitions:

- * - Recovery outside QC limits
- DF - Dilution Factor
- E - Value Exceeds Maximum Contaminant Level
- ✓ - Single Column Analysis
- VP - Petroleum Pattern is not present

- B - Analyte found in Method blank
- DNI - Did not Ignite
- J - Estimated value
- NC - Not Calculated
- P - Post Spike Recovery outside limits

- D - Diluted due to matrix or extended target compounds
- E - Result above quantitation limit (high standard or ICP linear range).
- M - Matrix Spike Recovery outside limits
- ND - Not Detected at the Reporting Limit
- R - RPD outside recovery limits



Analytical Services Center

International Specialists in Environmental Analysis

4493 Walden Avenue

Lancaster, New York 14086

Laboratory Results

NYS ELAP ID#: 10486

Phone: (716) 685-8080

Client: E and E Buffalo Office

Client Sample ID: AS INFLUENT

Lab Order: 0409011

Alt. Client ID:

Project: Mr. Cs Dry Cleaners

Collection Date: 9/1/2004 10:35:00 AM % Moist:

Lab ID: 0409011-01D

Sample Type: SAMP

Matrix: Water

Test Code: 1_130.2_HARD_W

HARDNESS, TOTAL BY METHOD EPA 130.2

Method: EPA130.2

Prep Method: NA

Analyte	Result	Q	Limit	Units	DF	Date Analyzed	Run Batch ID	Analyst
Hardness (As CaCO3)	368		1.00	mg/L	1	9/8/2004	WC_HARDNESS_040908A	LMW

Definitions:

- * - Recovery outside QC limits
- DF - Dilution Factor
- H - Value Exceeds Maximum Contaminant Level
- N - Single Column Analysis
- NP - Petroleum Pattern is not present

- B - Analyte found in Method blank
- DNI - Did not Ignite
- J - Estimated value
- NC - Not Calculated
- P - Post Spike Recovery outside limits

- D - Diluted due to matrix or extended target compounds
- E - Result above quantitation limit (high standard or ICP linear range).
- M - Matrix Spike Recovery outside limits
- ND - Not Detected at the Reporting Limit
- R - RPD outside recovery limits



Analytical Services Center

International Specialists in Environmental Analysis

4493 Walden Avenue

Lancaster, New York 14086

Laboratory Results

NYS ELAP ID#: 10486

Phone: (716) 685-8080

Client: E and E Buffalo Office

Client Sample ID: AS EFFLUENT

Lab Order: 0409011

Alt. Client ID:

Project: Mr. Cs Dry Cleaners

Collection Date: 9/1/2004 10:40:00 AM % Moist:

Lab ID: 0409011-02D

Sample Type: SAMP

Matrix: Water

Test Code: 1_130.2_HARD_W

HARDNESS, TOTAL BY METHOD EPA 130.2

Method: EPA130.2

Prep Method: NA

Analyte	Result	Q	Limit	Units	DF	Date Analyzed	Run Batch ID	Analyst
Hardness (As CaCO3)	433		1.00	mg/L	1	9/8/2004	WC_HARDNESS_040908A	LMW

Definitions:

* - Recovery outside QC limits

B - Analyte found in Method blank

D - Diluted due to matrix or extended target compounds

DF - Dilution Factor

DNI - Did not Ignite

E - Result above quantitation limit (high standard or ICP linear range).

H - Value Exceeds Maximum Contaminant Level

J - Estimated value

M - Matrix Spike Recovery outside limits

N - Single Column Analysis

NC - Not Calculated

ND - Not Detected at the Reporting Limit

NP - Petroleum Pattern is not present

P - Post Spike Recovery outside limits

R - RPD outside recovery limits



Analytical Services Center

International Specialists in Environmental Analysis

4493 Walden Avenue

Lancaster, New York 14086

Laboratory Results

NYS ELAP ID#: 10486

Phone: (716) 685-8080

Client: E and E Buffalo Office

Client Sample ID: AS INFLUENT

Lab Order: 0409011

Alt. Client ID:

Project: Mr. Cs Dry Cleaners

Collection Date: 9/1/2004 10:35:00 AM % Moist:

Lab ID: 0409011-01D

Sample Type: SAMP

Matrix: Water

Test Code: 1_160.1_TDS_W

TOTAL DISSOLVED SOLIDS (TDS) BY METHOD EPA 160.1

Method: EPA160.1

Prep Method: NA

Analyte	Result	Q	Limit	Units	DF	Date Analyzed	Run Batch ID	Analyst
Total Dissolved Solids (Residue, Filterable)	1000		10	mg/L	1	9/3/2004	SARTORIUS_TDS_040903	LMH

Definitions:

* - Recovery outside QC limits

DF - Dilution Factor

H - Value Exceeds Maximum Contaminant Level

N - Single Column Analysis

NP - Petroleum Pattern is not present

B - Analyte found in Method blank

DNI - Did not Ignite

J - Estimated value

NC - Not Calculated

P - Post Spike Recovery outside limits

D - Diluted due to matrix or extended target compounds

E - Result above quantitation limit (high standard or ICP linear range).

M - Matrix Spike Recovery outside limits

ND - Not Detected at the Reporting Limit

R - RPD outside recovery limits



Analytical Services Center

International Specialists in Environmental Analysis

4493 Walden Avenue

Lancaster, New York 14086

Laboratory Results

NYS ELAP ID#: 10486

Phone: (716) 685-8080

Client: E and E Buffalo Office

Client Sample ID: AS EFFLUENT

Lab Order: 0409011

Alt. Client ID:

Project: Mr. Cs Dry Cleaners

Collection Date: 9/1/2004 10:40:00 AM % Moist:

Lab ID: 0409011-02D

Sample Type: SAMP

Matrix: Water

Test Code: 1_160.1_TDS_W

TOTAL DISSOLVED SOLIDS (TDS) BY METHOD EPA 160.1

Method: EPA160.1

Prep Method: NA

Analyte	Result	Q	Limit	Units	DF	Date Analyzed	Run Batch ID	Analyst
Total Dissolved Solids (Residue, Filterable)	980		10	mg/L	1	9/3/2004	SARTORIUS_TDS_040903	LMH

Definitions:

* - Recovery outside QC limits

B - Analyte found in Method blank

D - Diluted due to matrix or extended target compounds

DF - Dilution Factor

DNI - Did not Ignite

E - Result above quantitation limit (high standard or ICP linear range).

H - Value Exceeds Maximum Contaminant Level

J - Estimated value

M - Matrix Spike Recovery outside limits

N - Single Column Analysis


NC - Not Calculated

ND - Not Detected at the Reporting Limit

NP - Petroleum Pattern is not present

P - Post Spike Recovery outside limits

R - RPD outside recovery limits



Analytical Services Center

International Specialists in Environmental Analysis

4493 Walden Avenue

Lancaster, New York 14086

Laboratory Results

NYS ELAP ID#: 10486

Phone: (716) 685-8080

Client: E and E Buffalo Office

Client Sample ID: AS INFLUENT

Lab Order: 0409011

Alt. Client ID:

Project: Mr. Cs Dry Cleaners

Collection Date: 9/1/2004 10:35:00 AM % Moist:

Lab ID: 0409011-01D

Sample Type: SAMP

Matrix: Water

Test Code: 1_160.2_TSS_W

TOTAL SUSPENDED SOLIDS, NON-FILTERABLE RESIDUE

Method: EPA160.2

Prep Method: NA

Analyte	Result	Q	Limit	Units	DF	Date Analyzed	Run Batch ID	Analyst
Total Suspended Solids (Residue, Non-Filterable)	ND		4.0	mg/L	1	9/3/2004	SARTORIUS_TSS_040903	LMH

Definitions:

* - Recovery outside QC limits

DF - Dilution Factor

H - Value Exceeds Maximum Contaminant Level

N - Single Column Analysis

NP - Petroleum Pattern is not present

B - Analyte found in Method blank

DNI - Did not Ignite

J - Estimated value

NC - Not Calculated

P - Post Spike Recovery outside limits

D - Diluted due to matrix or extended target compounds

E - Result above quantitation limit (high standard or ICP linear range).

M - Matrix Spike Recovery outside limits

ND - Not Detected at the Reporting Limit

R - RPD outside recovery limits



Analytical Services Center

International Specialists in Environmental Analysis

4493 Walden Avenue

Lancaster, New York 14086

Laboratory Results

NYS ELAP ID#: 10486

Phone: (716) 685-8080

Client: E and E Buffalo Office

Client Sample ID: AS EFFLUENT

Lab Order: 0409011

Alt. Client ID:

Project: Mr. Cs Dry Cleaners

Collection Date: 9/1/2004 10:40:00 AM % Moist:

Lab ID: 0409011-02D

Sample Type: SAMP

Matrix: Water

Test Code: 1_160.2_TSS_W

TOTAL SUSPENDED SOLIDS, NON-FILTERABLE RESIDUE

Method: EPA160.2

Prep Method: NA

Analyte	Result	Q	Limit	Units	DF	Date Analyzed	Run Batch ID	Analyst
Total Suspended Solids (Residue, Non-Filterable)	ND		4.0	mg/L	1	9/3/2004	SARTORIUS_TSS_040903	LMH

Definitions:

* - Recovery outside QC limits

DF - Dilution Factor

H - Value Exceeds Maximum Contaminant Level

N - Single Column Analysis

NP - Petroleum Pattern is not present

B - Analyte found in Method blank

DNI - Did not Ignite

J - Estimated value

NC - Not Calculated

P - Post Spike Recovery outside limits

D - Diluted due to matrix or extended target compounds

E - Result above quantitation limit (high standard or ICP linear range).

M - Matrix Spike Recovery outside limits

ND - Not Detected at the Reporting Limit

R - RPD outside recovery limits



Analytical Services Center

International Specialists in Environmental Analysis

4493 Walden Avenue

Lancaster, New York 14086

Laboratory Results

NYS ELAP ID#: 10486

Phone: (716) 685-8080

Client: E and E Buffalo Office

Client Sample ID: AS INFLUENT

Lab Order: 0409011

Alt. Client ID:

Project: Mr. Cs Dry Cleaners

Collection Date: 9/1/2004 10:35:00 AM % Moist:

Lab ID: 0409011-01C

Sample Type: SAMP

Matrix: Water

Test Code: 1_9012A_CN_W

CYANIDE, TOTAL BY METHOD 9012A

Method: SW9012A

Prep Method: NA

Analyte	Result	Q	Limit	Units	DF	Date Analyzed	Run Batch ID	Analyst
Cyanide	ND		0.01	mg/L	1	9/3/2004 8:27:55 AM	LCHAT_CN_040902C	LMH

Definitions:

* - Recovery outside QC limits

DF - Dilution Factor

H - Value Exceeds Maximum Contaminant Level

N - Single Column Analysis

NP - Petroleum Pattern is not present

B - Analyte found in Method blank

DNI - Did not Ignite

J - Estimated value

NC - Not Calculated

P - Post Spike Recovery outside limits

D - Diluted due to matrix or extended target compounds

E - Result above quantitation limit (high standard or ICP linear range).

M - Matrix Spike Recovery outside limits

ND - Not Detected at the Reporting Limit

R - RPD outside recovery limits



Analytical Services Center

International Specialists in Environmental Analysis

4493 Walden Avenue

Lancaster, New York 14086

Laboratory Results

NYS ELAP ID#: 10486

Phone: (716) 685-8080

Client: E and E Buffalo Office

Client Sample ID: AS EFFLUENT

Lab Order: 0409011

Alt. Client ID:

Project: Mr. Cs Dry Cleaners

Collection Date: 9/1/2004 10:40:00 AM % Moist:

Lab ID: 0409011-02C

Sample Type: SAMP

Matrix: Water

Test Code: 1_9012A_CN_W

CYANIDE, TOTAL BY METHOD 9012A

Method: SW9012A

Prep Method: NA

Analyte	Result	Q	Limit	Units	DF	Date Analyzed	Run Batch ID	Analyst
Cyanide	ND		0.01	mg/L	1	9/3/2004 8:30:49 AM	LACHAT_CN_040902C	LMH

Definitions:

* - Recovery outside QC limits

DF - Dilution Factor

H - Value Exceeds Maximum Contaminant Level

V - Single Column Analysis

VP - Petroleum Pattern is not present

B - Analyte found in Method blank

DNI - Did not Ignite

J - Estimated value

NC - Not Calculated

P - Post Spike Recovery outside limits

D - Diluted due to matrix or extended target compounds

E - Result above quantitation limit (high standard or ICP linear range).

M - Matrix Spike Recovery outside limits

ND - Not Detected at the Reporting Limit

R - RPD outside recovery limits

Attachment C

**Summary of Site Utility Costs and Projections
Mr. C's Dry Cleaners Site**

October 2003 to September 2004

Mr. C's Dry Cleaners Site - Remedial Treatment Utility Costs

NYSDEC Work Assignment #27.4

12 Months of System Operation and Maintenance

September 2004 Report

Utility Provider	Account #	E&E Cost Center	Description	October	November	December	January '04	February	March	Utility Budget:	Electric:	Ave./Month
Gas and Electric												
<i>New York State E&G</i>	06-311-11-002616-26	000699.NY06.05	Mr. C's Electric Costs	\$ 923.50	\$ 2,478.36	\$ 2,741.98	\$ 2,482.85	\$ 2,024.17	\$ 2,024.17		\$14,400.00	
<i>National Fuel Gas</i>	5819628-05	000699.NY06.05	Mr. C's Natural Gas Costs								Telephone: \$540.00	
			Totals	\$ 923.50	\$ 2,478.36	\$ 2,741.98	\$ 2,482.85	\$ 2,080.72	\$ 2,177.49		Total: \$14,940.00	
				April	May	June	July	August	September	October		
			Mr. C's Electric Costs	\$ 1,791.95	\$ 1,633.97	\$ 1,605.43	\$ 1,701.54	\$ 1,381.96	\$ 1,241.26	\$ -	\$ 2,002.83	
			Mr. C's Natural Gas Costs	\$ 90.90	\$ 66.37	\$ 57.66	\$ 54.86				\$ 79.94	
			Totals	\$ 1,882.85	\$ 1,700.34	\$ 1,663.09	\$ 1,756.40	\$ 1,381.96	\$ 1,241.26	\$ -	\$ 2,082.77	

Grand Total - NYSE&G/National Fuel Gas Costs To Date \$ 22,510.80

Phone

Utility Provider	Phone #	E&E Cost Center	Location Description	October	November	December	January '04	February '04	March '04
<i>Verizon</i>	716-652-0094	000699.NY06.05	Mr. C's Telephone Costs	\$ 213.24	\$ 37.32	\$ 39.12	\$ 39.12	\$ 44.18	\$ 44.18
Account#	716 652 0094 416 26 2								
			April	May	June	July	August	September	October
			\$ 38.67	\$ 39.75	\$ 38.37	\$ 38.01	\$ 39.40	\$ -	\$ 45.05

Grand Total - Verizon Costs to Date \$ 611.36

Grand Total All Utilities To Date \$ 23,122.16

****This includes initial connection fees for the phone company of approximate

ATTACHMENT C

Mr. C's Dry Cleaners Site - Remedial Treatment Utility Costs

NYSDEC Work Assignment #27.3

ATTACHMENT C

12 Months of System Operation and Maintenance

Budget Remaining:	Electric: -\$8,110.80
	Telephone: -\$71.36
	Total: -\$8,182.16

O&M Months Remaining: 2

Monthly Treatment System Operational Time by O&M Services

Month	Possible OP Hours	Actual OP Hours	Up-Time Percent	Percent Capacity*	General Operation Comments
September-03	96	96	100.00%	58%	Shutdown by Tyree after Separable Part B inspection
October-03	168	168	100.00%	6%	Official Startup by O&M on 10/22/03
November-03	720	720	100.00%	5%	
December-03	744	744	100.00%	28%	
January-04	672	672	100.00%	16%	
February-04	696	696	100.00%	21%	
March-04	816	815	99.88%	51%	
April-04	672	670	99.70%	50%	
May-04	696	513	73.71%	43%	Equipment shutdown- low flow of water to air stripper - 5/17-24/04
June-04	696	692	99.43%	30%	Individual pumps shutdown for inspection and cleaning
July-04	840	840	100.00%	47%	100% operational
August-04	672	672	100.00%	42%	100% operational
September-04	840	820	97.62%	31%	Temporary Stripper Shutdown
October-04					
Totals to Date	8328	8118	97.48%		

* Percent Capacity is based on initial operating groundwater flows from the eight installed pumps from 9/02. Evaluated on total gallons discharged for monthly operating time
Maximum pump discharges calculated as an average of 78 gpm as the total for all 8 pumps at the site if all pumps operate 100%.

Projected Utility Costs for the O&M year (10/03 to 10/04)

	Ave./Month	12 months
Electric	\$ 2,002.83	\$25,533.92
Gas	\$ 79.94	
Telephone	\$ 45.05	
	\$ 2,127.83	