

675



ecology and environment engineering, p.c.

BUFFALO CORPORATE CENTER
368 Pleasant View Drive, Lancaster, New York 14086
Tel: 716/684-8060, Fax: 716/684-0844

RECEIVED

JUN 14 2004
NYS DEC REG 9
FOIL
REL UNREL

June 10, 2004

Mr. David Chiusano, Project Manager
New York State Department of Environmental Conservation
Division of Environmental Remediation
Bureau of Construction Services
625 Broadway, 12th Floor
Albany, New York 12233 - 7010

Re: Mr. C's Dry Cleaners Site, Contract # D004180, Site # 9-15-157
May 2004 O&M Report

Dear Mr. Chiusano:

Ecology and Environment Engineering, P.C. (E&E) is pleased to provide this May 2004 Operation and Maintenance (O&M) Report for the Mr. C's Dry Cleaners Site, Site # 9-15-157, located in East Aurora, New York. Copies of weekly inspection reports from E&E's subcontractor O&M Enterprises (OME) are provided as Attachment A. The analytical data package from E&E's Analytical Services Center from May 3, 2004 and May 17, 2004 are provided as Attachments B and C. All analytical results for the report were analyzed at the lowest detection limits.

In review of the on-site treatment system operation, E&E offers the following comments and highlights:

Operational Summary

- One system shutdown occurred on Thursday, 5/17/04 at approximately 5:30 PM, caused by low airflow in the air stripper. Since the auto dialer was being repaired offsite, the shutdown was not relayed to the E & E office personnel responsible for relaying the message to the appropriate E & E technical staff. No periodic checks were performed during this shutdown until O & M provided services on Monday, May 24, 2004. No groundwater pumping or treatment occurred during this period.
- O & M representative Rick Becken re-installed the repaired auto dialer on 5/24/04. During O & M services, Rick Becken soaked up condensation water collected in a drip tray located underneath the filter units.
- The system was operational for 73.7% of the period between 04/26/04 and 05/24/04. Table 1 is provided to indicate the monthly operational time of the treatment equipment from the time of system startup.
- The monthly May 2004 influent totalizer indicates that approximately 1,408,095 gallons of groundwater were processed through the treatment system from 04/26/04 to 05/24/04. Table 2 provides a summary of groundwater volume treated to date. Historical volumes are based on influent totalizer readings provided by the previous contractor's weekly inspection forms.

Table 1
Mr. C's Dry Cleaners Site, Site # 9-15-157
Monthly Operational Uptime of the Treatment Equipment

Month (reporting hours)	Operational Up-time (%) ¹
September 2002 (576)	100%
October 2002 (744)	99.33%
November 2002 (720)	93.41%
December 2002 (744)	80.65%
January 2003 (744)	59.15%
February 2003 (672)	63.39%
March 2003 (744)	82.39%
April 2003 (720)	100%
May 2003 (744)	100%
June 2003 (720)	90.0%
July 2003 (744)	100%
August 2003 (744)	100%
September 1-4, 2003 (96)	100%
October 22 -29, 2003 (168)	100%
October 29 - November 25, 2003 (648)	99%
November 25 - December 29, 2003 (816)	100%
December 29, 2003 – January 26, 2004 (672)	100%
January 26, 2004 – February 24, 2004 (696)	100%
February 24, 2004 – March 29, 2004 (816)	99.97%
March 29, 2004 – April 26, 2004 (672)	99.70%
April 26, 2004 – May 24, 2004 (696)	73.7%

¹ Based on total hours for the month in the reporting period.
 Treatment system operated by the Tyree Organization Ltd. From 9/02 - 9/03.
 Treatment system operated by O&M Enterprises from 10/03 - present.

- Piezometer measurements were collected on 05/03/04 at the time of compliance sampling. These readings are provided in the weekly inspection reports provided in Attachment A. Due to the presence of a car parked above the well cap, a measurement was not collected at piezometer PZ-1C. Due to unforeseen circumstances, a measurement was also not collected at piezometer PZ-1D. The result of all piezometers measured indicate that a cone of depression still exists around all of the groundwater pumping wells that were able to be measured.
- Filters in the bag filter unit were replaced on 05/03/04, 05/10/04, 05/17/04 and 05/24/04 with 100-micron and 50-micron filters in series. Flow rate dramatically increased as a result. The sequestering agent metering pump was turned off on 1/19/04 to help determine if it is contributing to the binding of the filters and has been off since that time. System evaluation is still being performed. Report of results to be submitted with the June 2004 report.
- The GFCI duplex outlet was replaced due to its sub par performance from standard testing.

- The auto dialer was removed May 17, 2004 and shipped back to the manufacturer for repairs. The unit was covered under warranty.
- The words 'sanitary sewer' were ground off the pumping well manhole covers at five locations.
- Checklists for weekly system inspections are provided as Attachment A for 05/03/04, 05/10/04, 05/17/04, and 05/24/04. Weekly system checks indicate that all operating equipment appear to be operating within normal ranges.
- A copy of the site utility costs from E & E operations starting October 2003 to date has been provided as Attachment D.

Analytical Summary - Groundwater

- E&E and OME personnel sampled influent and effluent groundwater on Monday, May 3, 2004. The groundwater samples were analyzed for volatile organic compounds (VOCs), metals, total suspended solids (TSS), total dissolved solids (TDS), and hardness. At the request of the Department the lowest possible detection limits were used for the analysis. The air samples were analyzed for VOCs only. The results are discussed below.
- Methyl tert-butyl ether (MTBE) (32.6 µg/L), cis-1,2-Dichloroethene (8.20 µg/L) and Tetrachloroethene (2600 µg/L) were the only VOCs detected in the influent groundwater during the May 3, 2004 sampling event. During the May 3, 2004 sampling event, Methyl tert-butyl ether (MTBE) (3.00 µg/L) and Tetrachloroethene (10.3 µg/L) were the only VOCs detected in the effluent groundwater samples. The concentration of Tetrachloroethene in the effluent groundwater (10.3 µg/L) exceeded the Daily Maximum Effluent Discharge Compliance Concentration of 10.0 µg/L listed on Table 3. As discussed with Rick Becken, he recommended decreasing the influent groundwater flow to allow the air stripper to work more efficiently with a smaller volume of water, since the blower speed cannot be adjusted and the damper is open full. He also mentioned the idea of sampling the groundwater roughly an hour after restarting the system after changing out filters to see if this affects the results in a positive way. Although the May 3, 2004 analytical results indicate that the concentrations of VOCs in the groundwater have risen since the April 12, 2004 sampling event, historical analytical data from previous months indicate that the VOC concentrations in the groundwater have improved overall.
- A comparison between the May 3, 2004 analytical values and the Effluent Limitation Requirements are set forth in Table 3.
- Approximately 30.9 pounds of VOCs were collected in the influent groundwater, as calculated in Table 4. These values are calculated based on influent totalizer readings and assumes that non-detect values given in the analytical data package = 0 µg/L and that the monthly samples are indicative of the influent characteristics and system performance for the entire month of May 2004.
- The treated groundwater effluent results for metals were all in compliance with the Effluent Limitation Requirements, with the exception of total iron, which appeared in the effluent groundwater in a concentration of 910 µg/L, which exceeds the Daily Maximum Effluent Discharge Compliance concentration of 600 µg/L. TSS was in compliance while TDS returned above the compliance concentration of 850 mg/L with an actual concentration of

Mr. David Chiusano, Project Manager

June 10, 2004

Page 4 of 4

1400 mg/L during the month of May 2004. E&E continues to believe that the elevated levels of TDS stem from the high metals concentrations in the groundwater, which are not currently being removed by the treatment system.

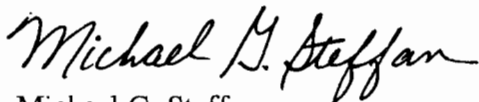
- Mid-month compliance sampling was performed on May 17, 2004 on the effluent discharge as a result of previous non-compliance excursions of PCE in January and February 2004. These samples were analyzed for the normal list of contaminants including VOC's, TSS, TDS, and hardness. Results of this analysis are compared to the Effluent Limitations Requirements as provided in Table 3.

Analytical Summary - Air

- E&E and OME personnel sampled the air stripper exhaust before and after the granular activated carbon (GAC) vessels on May 3, 2004. Air samples were collected using pre-evacuated SUMMA canisters calibrated to continuously collect a one-hour sample.
- The only VOC detected in the influent air samples was Tetrachloroethene (681 ppbv), whereas no VOCs were detected in the effluent air samples. The results stated above and in Table 5 indicate approximately 100% VOC adsorption in the GAC vessels. Assuming that the blowers are only operational 50% of the total reporting period time, this efficiency calculates to approximately 1.88 lbs of VOCs removed during the May 2004 reporting period. All other VOCs were below the detection limit.
- Evaluation of the usefulness of the GAC vessels will be performed after the June 2004 Analytical Results are reviewed.

If you have any questions regarding the O&M report summary submitted, please call me a 716-684-8060

Very Truly Yours,



Michael G. Steffan
Project Manager

cc: D. Miller, E&E-Buffalo w/o attachments
G. Jones, Site Representative, E&E - Buffalo - w/ attachments
G. Sutton, Region 9, NYSDEC - Buffalo w/ attachments
R. Becken, O&M Enterprises w/attachments
CTF- 000699.NY06.05

Table 2
Mr. C's Dry Cleaners Site Remediation
Site #9-15-157
Monthly Process Water Volumes

Month	Actual Period	Gallons
September 2002 ¹	9/5/02 - 10/2/02	4,362,477
October 2002 ¹	10/2/02 - 11/4/02	4,290,429
November 2002 ¹	11/4/02 - 12/2/02	3,326,126
December 2002 ¹	12/2/02 - 1/7/03	3,349,029
January 2003 ¹	1/7/03 - 2/3/03	1,973,144
February 2003 ¹	2/3/03 - 3/10/03	2,158,771
March 2003 ¹	3/10/03 - 4/7/03	3,263,897
April 2003 ¹	4/7/03 - 5/2/03	2,574,928
May 2003 ¹	5/2/03 - 6/2/03	1,652,538
June 2003 ¹	6/2/03 - 6/30/03	2,002,990
July 2003 ¹	6/30/03 - 7/29/03	2,543,978
August 2003 ¹	7/29/03 - 8/25/03	2,042,424
September 2003 ¹	8/25/03 - 10/22/03	370,446
October 2003 ²	10/22/03 - 10/29/03	67,424
November 2003 ^{2,3}	10/29/03 - 11/25/03	224,278
December 2003 ^{2,3}	11/25/03 - 12/29/03	1,496,271
January 2004 ^{2,3}	12/29/03 - 01/26/04	688,034
February 2004 ^{2,3}	01/26/04 - 02/24/04	736,288
March 2004 ^{2,3}	02/24/04 - 03/29/04	2,164,569
April 2004 ^{2,3}	03/29/04 - 04/26/04	1,741,730
May 2004 ^{2,3}	4/26/2004 - 5/24/2004	1,408,095
TOTAL GALLONS		42,437,866

NOTES

1. System operated by Tyree Organization Ltd. From 9/02 - 9/03
2. System operated by O&M Enterprises from 10/03 - present
3. See report text for discussion of pumping wells in operation during May 2004.

Table 3
Mr. C's Dry Cleaners Site Remediation
Site #9-15-157
Effluent Discharge Criteria & Analytical Compliance Results

Parameter	Daily Maximum ¹	Units	May 3, 2004 Analytical Values ²	May 17, 2004 Analytical Values ²
Flow	216,000	gpd	50,289	-
pH	6.0 - 9.0	standard units	7.46 ⁴	-
1,1 Dichloroethene	10	ug/L	<1.00	ND
1,2 Dichloroethene	10	ug/L	<1.00 ⁵	ND
Trichloroethene	10	ug/L	<1.00	ND
Tetrachloroethene	10	ug/L	10.3	2.78
Vinyl Chloride	10	ug/L	<1.00	ND
Benzene	5	ug/L	<1.00	ND
Ethyl Benzene	5	ug/L	<1.00	ND
Methylene Chloride	10	ug/L	<1.00	ND
1,1,1 Trichloroethane	10	ug/L	<1.00	ND
Toluene	5	ug/L	<1.00	ND
o-Xylene	5	ug/L	<1.00 ³	ND
m & p-Xylene	10	ug/L	<1.00 ³	-
Iron, total	600	ug/L	910	943
Aluminum	4,000	ug/L	<200	ND
Copper	48	ug/L	36.9	ND
Lead	11	ug/L	<5.00	ND
Manganese	2,000	ug/L	282	340
Silver	100	ug/L	<10.0	ND
Vanadium	28	ug/L	<20.0	ND
Zinc	230	ug/L	42.1	ND
Total Dissolved Solids	850	mg/L	1400	1400
Total Suspended Solids	20	mg/L	5.0	ND
Cyanide, Free	10	ug/L	<0.01	ND

NOTES:

1. "Daily Maximum" excerpted from Attachment E of Addendum 1 to the Construction Contract Documents.
2. Values based on monthly samples collected 05/03/04.
3. Analytical report did not differentiate between o-Xylene and m&p-Xylene. Total Xylene value is given in each line.
4. pH reading taken on 05/03/04.
5. Analytical report listed trans-1,2-Dichloroethene as well as cis-1,2-Dichloroethene. Both analytes were listed as non-detect, <1.00 ug/L.
6. Mid monthly sampling and analysis of effluent discharge for compliance on contaminants of concern.
7. ND- Not detected at the reporting limit.

█ Above Daily Maximum Requirement - Attachment E, Contract Addendum #1

Table 4
Mr. C's Dry Cleaners Site Remediation
Site #9-15-157
Monthly VOCs Removed From Groundwater

Month	Actual Period	Influent VOCs (ug/L)	Effluent VOCs (ug/L)	VOCs Removed (lbs.)
September 2002 ⁶	9/5/02 - 10/2/02	1297	1	47.2
October 2002 ⁶	10/2/02 - 11/4/02	2000	1	71.6
November 2002 ⁶	11/4/02 - 12/2/02	1685	0	46.8
December 2002 ⁶	12/2/02 - 1/7/03	1586	9	44.1
January 2003 ⁶	1/7/03 - 2/3/03	1803	10	29.5
February 2003 ⁶	2/3/03 - 3/10/03	1985	3	35.7
March 2003 ⁶	3/10/03 - 4/7/03	1990	5	54.1
April 2003 ⁶	4/7/03 - 5/2/03	1656	3	35.5
May 2003 ⁶	5/2/03 - 6/2/03	1623	7	22.3
June 2003 ⁶	6/2/03 - 6/30/03	5787	6	96.6
July 2003 ⁶	6/30/03 - 7/29/03	1356	1	28.8
August 2003 ⁶	7/29/03 - 8/25/03	1263	3	21.5
September 2003 ⁶	8/25/03 - 10/22/03	1263	3	3.9
October 2003 ⁷	10/22/03 - 10/29/03	1693.69	1.47	1.0
November 2003 ⁷	10/29/03 - 11/25/03	2510.83	4.4	4.7
December 2003 ⁷	11/25/03 - 12/29/03	503.3	10.5	6.2
January 2004 ⁷	12/29/03 - 01/26/04	3667	15.8	21.0
February 2004 ⁷	01/26/04 - 02/24/04	3348.6	26.7	20.4
March 2004 ⁷	02/24/04 - 03/29/04	1939.3	4.96	34.9
April 2004 ^{7,8}	03/29/04 - 04/26/04	2255	0.0	32.8
May 2004 ^{7,8}	4/26/2004 - 5/24/2004	2641	13.3	30.9
Total pounds of VOCs removed from inception =				689.2

NOTES:

1. Calculations are based on monthly water samples and assumes samples are representative of the entire period.
2. Calculations assume that non-detect values = 0 ug/L.
3. Calculations are based on influent totalizer readings.
4. "Influent VOCs" and "Effluent VOCs" values given above is the summation of values for individual compounds given in monthly analytical reports.
5. No samples were collected in September 2003. August 2003 values are used.
6. Treatment system operated by Tyree Organization, Ltd. from 9/02 to 9/03.
7. Treatment system operated by O&M Enterprises from 10/03 to present.
8. Based on the May 3, 2004 analytical results.

CONVERSIONS:

1 pound = 453.5924 grams

1 gallon = 3.785 liters

concentration (ug/L)*(1g/106ug)*(1 lb/453.5924 g)*monthly volume (gallons)*(3.785 L/gallon)~lbs

Pounds of VOCs removed calculated by the following formula:

$$2641 \text{ ug/L} * (1\text{g}/10^6 \text{ ug}) * (1 \text{ lb}/453.5924 \text{ g}) * 1,408,095 \text{ gallons} * (3.785 \text{ L/gallon}) \sim 30.9\text{lbs}$$

where, 2641 ug/L is the summation of VOC's detected on the influent groundwater and 1,408,095 gallons is the monthly process water volume.

Table 5
Mr. C's Dry Cleaners Site Remediation
NYSDEC Site #9-15-157
Comparison of VOC Destruction by GAC
May 2004

Compound	Molecular Weight (g/mol)	Intake Concentration (Pre-GAC) (ppbv)	Exhaust Concentration (Post-GAC) (ppbv)	Treatment Efficiency (%)	Total Destroyed (ppbv)	Total Destroyed (ppmv)	Total Destroyed (ug/m ³)	Total Destroyed (ug)	Total Destroyed (mg)	Total Destroyed (lbs)
1,1-Dichloroethane	98.97	<100	<5.00	NA	0.0	0	0.00	0	0.00	0.00
1,2-Dichloroethane	98.96	<100	<5.00	NA	0.0	0	0.00	0	0.00	0.00
1,2-Dichloropropane	112.99	<100	<5.00	NA	0.0	0	0.00	0	0.00	0.00
1,3-Dichlorobenzene	147.00	<100	<5.00	NA	0.0	0	0.00	0	0.00	0.00
1,4-Dichlorobenzene	147.01	<100	<5.00	NA	0.0	0	0.00	0	0.00	0.00
Benzene	78.11	<100	<5.00	NA	0.0	0	0.00	0	0.00	0.00
Benzyl chloride	126.59	<100	<5.00	NA	0.0	0	0.00	0	0.00	0.00
Bromomethane	94.95	<100	<5.00	NA	0.0	0	0.00	0	0.00	0.00
Carbon tetrachloride	153.82	<100	<5.00	NA	0.0	0	0.00	0	0.00	0.00
Chlorobenzene	112.56	<100	<5.00	NA	0.0	0	0.00	0	0.00	0.00
cis-1,2-Dichloroethylene	96.94	<100	<5.00	NA	0.0	0	0.00	0	0.00	0.00
cis-1,3-Dichloropropene	110.97	<100	<5.00	NA	0.0	0	0.00	0	0.00	0.00
Dichlorodifluoromethane	120.91	<100	<5.00	NA	0.0	0	0.00	0	0.00	0.00
Hexachlorobutadiene	260.7	<100	<5.00	NA	0.0	0	0.00	0	0.00	0.00
Tetrachloroethene	165.83	681	<5.00	100%	681.0	0.681	4693.59	852676404	852676.40	1.88
Toluene	92.13	<100	<5.00	NA	0.0	0	0.00	0	0.00	0.00
Trichloroethylene	131.4	<100	<5.00	NA	0.0	0	0.00	0	0.00	0.00
Vinyl Chloride	62.5	<100	<5.00	NA	0.0	0	0.00	0	0.00	0.00
Methylene Chloride	84.93	<100	<5.00	NA	0.0	0	0.00	0	0.00	0.00
Chloromethane	50.49	<100	<5.00	NA	0.0	0	0.00	0	0.00	0.00
Chloroethane	65.51	<100	<5.00	NA	0.0	0	0.00	0	0.00	0.00
1,2-Dibromoethane	187.88	<100	<5.00	NA	0.0	0	0.00	0	0.00	0.00
1,2-Dichlorobenzene	147.01	<100	<5.00	NA	0.0	0	0.00	0	0.00	0.00
1,2-Dichloro-1,1,2,2-tetrafluoroethane	170.92	<100	<5.00	NA	0.0	0	0.00	0	0.00	0.00
Styrene	104.15	<100	<5.00	NA	0.0	0	0.00	0	0.00	0.00
1,1,2-Trichloro-1,2,2-trifluoroethane	187.38	<100	<5.00	NA	0.0	0	0.00	0	0.00	0.00
1,1,2,2-Tetrachloroethane	167.85	<100	<5.00	NA	0.0	0	0.00	0	0.00	0.00
Trichlorofluoromethane	137.38	<100	<5.00	NA	0.0	0	0.00	0	0.00	0.00
1,1-Dichloroethylene	96.94	<100	<5.00	NA	0.0	0	0.00	0	0.00	0.00
Chloroform	119.38	<100	<5.00	NA	0.0	0	0.00	0	0.00	0.00
1,1,1-Trichloroethane	133.41	<100	<5.00	NA	0.0	0	0.00	0	0.00	0.00
1,1,2-Trichloroethane	133.41	<100	<5.00	NA	0.0	0	0.00	0	0.00	0.00
m,p-Xylene	106.16	<200.0	<10.0	NA	0.0	0	0.00	0	0.00	0.00
o-Xylene	106.16	<100	<5.00	NA	0.0	0	0.00	0	0.00	0.00
Xylene (total)	318.50	<300	<15.0	NA	0.0	0	0.00	0	0.00	0.00
1,2,4-Trimethylbenzene	120.19	<100	<5.00	NA	0.0	0	0.00	0	0.00	0.00
1,2,4-Trichlorobenzene	181.46	<100	<5.00	NA	0.0	0	0.00	0	0.00	0.00
Ethylbenzene	106.17	<100	<5.00	NA	0.0	0	0.00	0	0.00	0.00
1,3,5-Trimethylbenzene	120.19	<100	<5.00	NA	0.0	0	0.00	0	0.00	0.00
trans-1,2-Dichloroethene	96.94	<100	<5.00	NA	0.0	0	0.00	0	0.00	0.00
trans-1,3-Dichloropropene	110.97	<100	<5.00	NA	0.0	0	0.00	0	0.00	0.00
TOTAL =										1.88

Flowrate = 318.1966062 scfm = 9.011327888 m³/min = 540.6795733 m³/hour
 Monthly hours of operation = 336 hours (arbitrary value used for comparison purposes)⁽⁹⁾
 Pressure = 1 atm = 101300 Pa = 1013 millibars
 Assumed stack temp = 68 F = 20 C = 293 K
 Gas Constant, R = 0.08314 mb³/K³mol

Notes

- *J* values are included in above calculations
- *J* values are an estimated value indicating that the compound was detected by the laboratory below the practical quantitation limit, but above the method detection limit.
- Less than values (<) list the practical quantitation limit and indicate that the compound was not detected.
- Above calculations assume that non-detect values (<) = 0 ug/m³
- All other compounds were non-detect.
- 500 SCFM is the assumed average influent flowrate, based on weekly manometer readings
- NA = Not Applicable
- Revised calculation based on the following equation:
- Assuming that blowers are only operating 50% of the total monthly reporting period time.

Conversions

- 1 cubic foot = 0.02832 cubic meters
- 1 g = 1,000,000 ug
- 1 lb = 453.5924 grams
- degrees C = (degrees F - 32)/1.8
- degrees K = degrees C + 273.16
- 1 atm = 101,300 Pascals

$$\text{concentration in } \frac{\mu\text{g}}{\text{m}^3} = \frac{pM}{RT} * \text{concentration in ppm}$$

Where,
 T is temperature in degrees Kelvin
 p is pressure in millibars
 R is the gas constant
 M is the molecular weight

Attachment A
Weekly Inspection Reports
May 2004

Mr. C's Dry Cleaners Site
NYSDEC Site #9-15-157
System Inspection Form

Date/Time 5/3/04 9:15

Inspection personnel RC Becken

Other personnel on site Jim Mays

Weather Conditions cloudy 41 degrees

Are all well pumps operating in auto? (YES) NO
If "NO", provide explanation

Provide water level readings on control panel

RW-1	(ON)	OFF	<u>16</u> ft
PW-2	(ON)	OFF	<u>5</u> ft
PW-3	(ON)	OFF	<u>5</u> ft
PW-4	(ON)	OFF	<u>7</u> ft
PW-5	(ON)	OFF	<u>9</u> ft
PW-6	(ON)	OFF	<u>5</u> ft
PW-7	(ON)	OFF	<u>10</u> ft
PW-8	(ON)	OFF	<u>5</u> ft
Equalization tank			<u>4</u> ft

Influent Flow Rate 24.88 gpm

Influent Totalizer Reading 4059043 gallons

Sequestering agent drum level 2" ft-in

Amount of sequestering agent remaining ~85 gallons

Sequestering agent feed rate 0 gpm

Sequestering agent metering Pump Pressure 0 psi

Bag filter top pressure 24/17 psi

Bag filter bottom pressure 16/0 psi

**Mr. C's Dry Cleaners Site
NYSDEC Site #9-15-157
System Inspection Form**

Influent feed pump in use #1 (#2)

Influent Pump Pressure _____ 6 psi

Air stripper blower in use #1 (#2)

Air stripper differential pressure _____ 0.16 inches H₂O

Air stripper vacuum _____ 19 inches H₂O

Effluent feed pump in use (#1) #2

Effluent feed pump pressure _____ 4 psi

Effluent flow rate _____ 122 gpm

Effluent Totalizer reading _____ 819159 gallons

Are building heaters in use? YES (NO)

Ambient air temperature _____ 58 degrees F

Are any leaks present? YES (NO)

Is sump pump in use? YES (NO)

Water level in sump _____ 0

Is treatment building clean and organized? (YES) NO

Samples collected? (YES) NO

	Sample ID	Time of Sampling	pH	Turbidity	Temp.
Air stripper influent		9:40	7.46	7.97	53.6
Air stripper effluent		10:05	8.1	6.1	52.5
GAC influent	_____		NA	NA	
GAC effluent	_____		NA	NA	

Is there evidence of tampering/vandalism of wells? YES (NO)

Were manholes inspected? YES (NO)

Were electrical boxes inspected? YES (NO)

Is water present in any manholes or electrical boxes? (YES) NO

(If yes, provide manhole/electric box ID and description of any corrective measures on the following page.)

**Mr. C's Dry Cleaners Site
 NYSDEC Site #9-15-157
 Piezometer Water Level Log**

Date 5/3/04

Measurements taken by RC Becken, Jim Mays

RW-1	<u>17.78</u> ft	Comments _____
PZ-1A	<u>11.06</u> ft	Comments _____
PZ-1B	<u>10.61</u> ft	Comments _____
PZ-1C	<u>11.81</u> ft	Comments <u>car covering well</u>
PZ-1D	_____ ft	Comments _____
<hr/>		
PW-2	<u>24.33</u> ft	Comments _____
PZ-2A	<u>10.61</u> ft	Comments _____
PZ-2B	<u>10.92</u> ft	Comments _____
PZ-2C	<u>10.42</u> ft	Comments _____
PZ-2D	<u>10.27</u> ft	Comments _____
<hr/>		
PW-3	<u>20.94</u> ft	Comments _____
PZ-3A	<u>11.02</u> ft	Comments _____
PZ-3B	<u>11.14</u> ft	Comments _____
PZ-3C	<u>11.55</u> ft	Comments _____
PZ-3D	<u>11.1</u> ft	Comments _____
<hr/>		
PW-4	<u>17.7</u> ft	Comments _____
PZ-4A	<u>11.41</u> ft	Comments _____
PZ-4B	<u>10.92</u> ft	Comments _____
PZ-4C	<u>11.16</u> ft	Comments _____
PZ-4D	<u>10.4</u> ft	Comments _____

RW-1 pump on during measurements? (YES) NO
 PW-2 pump on during measurements? (YES) NO
 PW-3 pump on during measurements? (YES) NO
 PW-4 pump on during measurements? (YES) NO

**Mr. C's Dry Cleaners Site
 NYSDEC Site #9-15-157
 Piezometer Water Level Log**

Date 5/3/04

Measurements taken by RC Becken, Jim Mays

PW-5	<u>19</u> ft	Comments _____
PZ-5A	<u>10.28</u> ft	Comments _____
PZ-5B	<u>10.8</u> ft	Comments _____
PZ-5C	<u>10.15</u> ft	Comments _____
PZ-5D	<u>11.01</u> ft	Comments _____
<hr/>		
PW-6	<u>19.65</u> ft	Comments _____
PZ-6A	<u>11.42</u> ft	Comments _____
PZ-6B	<u>11.26</u> ft	Comments _____
PZ-6C	<u>12.48</u> ft	Comments _____
PZ-6D	<u>11.38</u> ft	Comments _____
<hr/>		
PW-7	<u>17.2</u> ft	Comments _____
PZ-7A	<u>11.49</u> ft	Comments _____
PZ-7B	<u>11.77</u> ft	Comments _____
PZ-7C	<u>11.12</u> ft	Comments _____
PZ-7D	<u>11.2</u> ft	Comments _____
<hr/>		
PW-8	<u>21.45</u> ft	Comments _____
PZ-8A	<u>8.11</u> ft	Comments _____
PZ-8B	<u>7.99</u> ft	Comments _____
PZ-8C	<u>7.55</u> ft	Comments _____
PZ-8D	<u>7.85</u> ft	Comments _____

PW-5 pump on during measurements? (YES) NO
 PW-6 pump on during measurements? (YES) NO
 PW-7 pump on during measurements? (YES) NO
 PW-8 pump on during measurements? (YES) NO

Mr. C's Dry Cleaners Site
NYSDEC Site #9-15-157
System Inspection Form

Date/Time 5/10/04 9:15

Inspection personnel RC Becken

Other personnel on site Jim Mays

Weather Conditions light rain 55 degrees

Are all well pumps operating in auto? (YES) NO
If "NO", provide explanation

Provide water level readings on control panel

RW-1	(ON)	OFF	<u>10</u>	ft
PW-2	(ON)	OFF	<u>5</u>	ft
PW-3	(ON)	OFF	<u>6</u>	ft
PW-4	(ON)	OFF	<u>7</u>	ft
PW-5	(ON)	OFF	<u>7</u>	ft
PW-6	(ON)	OFF	<u>3</u>	ft
PW-7	(ON)	OFF	<u>8</u>	ft
PW-8	(ON)	OFF	<u>5</u>	ft
Equalization tank			<u>4</u>	ft

Influent Flow Rate 85.65 gpm

Influent Totalizer Reading 4306424 gallons

Sequestering agent drum level 2" ft-in

Amount of sequestering agent remaining ~85 gallons

Sequestering agent feed rate 0 gpm

Sequestering agent metering Pump Pressure 0 psi

Bag filter top pressure 22 \ 15 psi

Bag filter bottom pressure 14 \ 0 psi

**Mr. C's Dry Cleaners Site
NYSDEC Site #9-15-157
System Inspection Form**

Influent feed pump in use #1 (#2)

Influent Pump Pressure _____ 6 psi

Air stripper blower in use (#1) #2

Air stripper differential pressure _____ 0.15 inches H₂O

Air stripper vacuum _____ 17 inches H₂O

Effluent feed pump in use (#1) #2

Effluent feed pump pressure _____ 4 psi

Effluent flow rate _____ 128 gpm

Effluent Totalizer reading _____ 966357 gallons

Are building heaters in use? YES (NO)

Ambient air temperature _____ 66 degrees F

Are any leaks present? YES (NO)

Is sump pump in use? YES (NO)

Water level in sump _____ 2"

Is treatment building clean and organized? (YES) NO

Samples collected? YES (NO)

	Sample ID	Time of Sampling	pH	Turbidity	Temp.
Air stripper influent					
Air stripper effluent					
GAC influent	_____		NA	NA	
GAC effluent	_____		NA	NA	

Is there evidence of tampering/vandalism of wells? YES (NO)

Were manholes inspected? YES (NO)

Were electrical boxes inspected? YES (NO)

Is water present in any manholes or electrical boxes? YES NO

(If yes, provide manhole/electric box ID and description of any corrective measures on the following page.)

**Mr. C's Dry Cleaners Site
NYSDEC Site #9-15-157
System Inspection Form**

Other observations: _____

Describe any other system maintenance performed
Changed filters.
Changed the GFI plug near the autodailer which was faulty.
Removed the autodailer for shipment back to the manufacturer for warranty work.
Grinded off the sanitary sewer on all of the manholes for the pumping wells.

Signature Richard C. Becker

FAX RECEIVED

MAY 28 2004

TIME: 7:56

O&M Enterprises Inc.

Specialist In Treatment Plant Operations and Maintenance

7134 Marigold Drive

North Tonawanda, New York 14120

Telephone: (716) 694- 4977

(716) 731- 5322

Fax: (716) 731- 5424

-- Facsimile Cover Page--

To: Charlie Taber Firm: E+E

Facsimile No: 684-0844

Date: 5/28/04 Time: _____

Number Of Pages 7 Including Cover Page

Notes:

Copy To: _____

Sent By: Rick Becken

If you have any difficulty receiving this facsimile, please call (716) 731- 5322 as soon as possible.

**Mr. C's Dry Cleaners Site
NYSDEC Site #9-15-157
System Inspection Form**

Date/Time 5/17/04 9:00

Inspection personnel RC Becken

Other personnel on site Jim Mays

Weather Conditions sunny 63 degrees

Are all well pumps operating in auto? (YES) NO
If "NO", provide explanation

Provide water level readings on control panel

RW-1	(ON)	OFF	<u>15</u> ft
PW-2	(ON)	OFF	<u>6</u> ft
PW-3	(ON)	OFF	<u>7</u> ft
PW-4	(ON)	OFF	<u>5</u> ft
PW-5	(ON)	OFF	<u>9</u> ft
PW-6	(ON)	OFF	<u>6</u> ft
PW-7	(ON)	OFF	<u>9</u> ft
PW-8	(ON)	OFF	<u>6</u> ft
Equalization tank			<u>4</u> ft

Influent Flow Rate 27.49 gpm

Influent Totalizer Reading 4756642 gallons

Sequestering agent drum level 2" ft-in

Amount of sequestering agent remaining ~85 gallons

Sequestering agent feed rate 0 gpm

Sequestering agent metering Pump Pressure 0 psi

Bag filter top pressure 22 \ 13 psi

Bag filter bottom pressure 6 \ 0 psi

**Mr. C's Dry Cleaners Site
NYSDEC Site #9-16-157
System Inspection Form**

Influent feed pump in use #1 (#2)

Influent Pump Pressure _____ 7 psi

Air stripper blower in use (#1) #2

Air stripper differential pressure _____ 0.155 inches H₂O

Air stripper vacuum _____ 19 inches H₂O

Effluent feed pump in use (#1) #2

Effluent feed pump pressure _____ 4 psi

Effluent flow rate _____ 127.4 gpm

Effluent Totalizer reading _____ 234854 gallons

Are building heaters in use? YES (NO)

Ambient air temperature _____ 64 degrees F

Are any leaks present? YES (NO)

Is sump pump in use? YES (NO)

Water level in sump _____ 0

Is treatment building clean and organized? (YES) NO

Samples collected? (YES) NO

	Sample ID	Time of Sampling	pH	Turbidity	Temp.
Air stripper influent					
Air stripper effluent					
GAC influent			NA	NA	
GAC effluent	Mr.C	9:30	NA	NA	

Is there evidence of tampering/vandalism of wells? YES (NO)

Were manholes inspected? YES (NO)

Were electrical boxes inspected? (YES) NO

Is water present in any manholes or electrical boxes? YES (NO)

(If yes, provide manhole/electric box ID and description of any corrective measures on the following page.)

**Mr. C's Dry Cleaners Site
NYSDEC Site #9-15-157
System Inspection Form**

Other observations: _____

Describe any other system maintenance performed
Changed filters, after filter change the influent flow rate increased to 109.5 gpm.
Emptied condensation water from spill tray under the filter units, approximately
2 gallons of water was soaked up and dumped into the sump.
Checked the electrical boxes found them all in good shape and dry.

Signature Richard C. Beck

**Mr. C's Dry Cleaners Site
NYSDEC Site #9-15-157
System Inspection Form**

Date/Time 5/24/04 9:05

Inspection personnel RC Becken

Other personnel on site _____

Weather Conditions overcast 66 degrees

Are all well pumps operating in auto? (YES) NO
If "NO", provide explanation

Provide water level readings on control panel

RW-1	(ON)	OFF	<u>116</u>	ft
PW-2	(ON)	OFF	<u>6</u>	ft
PW-3	(ON)	OFF	<u>4</u>	ft
PW-4	(ON)	OFF	<u>8</u>	ft
PW-5	(ON)	OFF	<u>6</u>	ft
PW-6	(ON)	OFF	<u>3</u>	ft
PW-7	(ON)	OFF	<u>11</u>	ft
PW-8	(ON)	OFF	<u>14</u>	ft
Equalization tank			<u>4</u>	ft

Influent Flow Rate 43.95 gpm

Influent Totalizer Reading 5062425 gallons

Sequestering agent drum level ~2" ft-in

Amount of sequestering agent remaining ~85 gallons

Sequestering agent feed rate 0 gpm

Sequestering agent metering Pump Pressure 0 psi

Bag filter top pressure 20 \ 10 psi

Bag filter bottom pressure 2 \ 0 psi

**Mr. C's Dry Cleaners Site
NYSDEC Site #9-15-157
System Inspection Form**

Influent feed pump in use #1 (#2)

Influent Pump Pressure _____ 6 psi

Air stripper blower in use (#1) #2

Air stripper differential pressure _____ 0.16 inches H₂O

Air stripper vacuum _____ 17.5 inches H₂O

Effluent feed pump in use (#1) #2

Effluent feed pump pressure _____ 4 psi

Effluent flow rate _____ 126.5 gpm

Effluent Totalizer reading _____ 417346 gallons

Are building heaters in use? YES (NO)

Ambient air temperature _____ 72 degrees F

Are any leaks present? YES (NO)

Is sump pump in use? YES (NO)

Water level in sump _____ 0

Is treatment building clean and organized? (YES) NO

Samples collected? YES (NO)

	Sample ID	Time of Sampling	pH	Turbidity	Temp.
Air stripper influent					
Air stripper effluent					
GAC influent	_____		NA	NA	
GAC effluent	_____		NA	NA	

Is there evidence of tampering/vandalism of wells? YES (NO)

Were manholes inspected? YES (NO)

Were electrical boxes inspected? YES (NO)

Is water present in any manholes or electrical boxes? YES NO

(If yes, provide manhole/electric box ID and description of any corrective measures on the following page.)


**Mr. C's Dry Cleaners Site
NYSDEC Site #9-15-167
System Inspection Form**

Other observations:

According to the control panel the system shutdown on Monday 5/17/04 at appr.
5:30 pm due to a low air flow in the stripper, because the autodailer was in for repairs
nobody knew about the shutdown. Total influent flows do not indicate shutdown for
what is essentially the entire week as totalizer readings are only appr. 150,000
gallons less than the previous week.

Describe any other system maintenance performed

Changed filters, flow increased to 100.63 gpm. Reinstalled the repaired autodailer.
Soaked up condensation water from drip tray under the filter units.
Purchased filters.

Signature 

Attachment B
E&E ASC Analytical Data Package #0405005
May 2004

- **May 3, 2004 – Monthly Compliance Results
for Air & Groundwater**



analytical services center

International Specialists in Environmental Analysis

4493 Walden Avenue, Lancaster, New York 14086

Tel: 716/685-8080, 800/327-6534 • Fax: 716/685-0852 • Email: asc@ene.com



May 26, 2004

Mr. Mike Steffan
E and E Buffalo Office
368 Pleasant View Dr.
Lancaster, NY 14086

RE: Mr. C's Dry Cleaners
CostPoint ID: **000699.NY06.04..**

Work Order No.: **0405005**

Dear Mr. Mike Steffan,

Analytical Services Center received 4 samples on Monday, May 03, 2004 for the analyses presented in the following report.

E & E will retain the samples addressed in this report for 30 days, unless otherwise instructed by the client. If additional storage is requested, the storage fee is \$1.00 per sample container per month, to accrue until the client authorizes sample destruction.

This report is not to be reproduced, except in full, without the written approval of the laboratory.

Sincerely,

Barbara Krajewski
Project Manager

CC:
Enclosures as note



Analytical Services Center

International Specialists in Environmental Analysis

4493 Walden Avenue

Lancaster, New York 14086

Laboratory Results

NYS ELAP ID# 10486

Phone: (716) 685-8080

Client: E AND E BUFFALO
Project: Mr. C's Dry Cleaners
Lab Order: 0405005

CASE NARRATIVE

GCMS VOLATILES

A DB624 column from J&W that is 30-m long, 0.53 mm wide, and has a 3-um film thickness was used for the volatile analyses. A 30-cm TEKMAR #5 Trap was used for the volatile analyses consisting of approximately 1 cm of OV-1 packing, approximately 8 cm of Tenax, approximately 8 cm of silica gel, and approximately 8 cm of activated charcoal.

Sample analysis

Aqueous volatile samples were determined to be at a pH of 7.

Samples were analyzed within hold time.

Sample AS INFLUENT required reanalysis at a 100-fold dilutions due to the level of tetrachloroethene present.

Results reported for this sample are from the analysis within calibrated range.

Dilution factors applied to air samples indicate reduced sample volume was used for analysis. Sample GAC INFLUENT was reanalyzed using lesser volumes due to the levels of target compounds detected. All results from both analysis of sample GAC INFLUENT are reported in order to provide RPD results for their laboratory duplicate analysis.

Calibration and Tunes

Initial and continuing calibrations are acceptable.

QC

Surrogate recoveries are within acceptable limits.

Method blank analyses were acceptable. Trichlorofluoromethane was detected in the air method blank at concentrations between the method detection limit and reporting limit. No corrective action was required.

Laboratory control sample (LCS) recoveries are acceptable.

Air sample duplicate (DUP) RPD values are acceptable.

Internal standard area responses are acceptable.

METALS

Sample Analysis

The samples were digested and analyzed within hold time.

Calibrations

Calibration of the ICP utilizes a zero and one non-zero standard to determine the linear equation for quantitation. A low concentration standard (PQL) is analyzed at the reporting level.

The initial and continuing calibrations are acceptable.

QC

Client: E AND E BUFFALO
Project: Mr. C's Dry Cleaners
Lab Order: 0405005

CASE NARRATIVE

The calibration and preparation blank analyses are acceptable.
The matrix spike/spike duplicate (MS/MSD) recoveries and RPD values are within the control limits.
The laboratory control sample (LCS) recoveries are within the control limits.

MERCURY

Sample Analysis

The samples were digested and analyzed within hold time.

Calibrations

The initial and continuing calibrations were acceptable.

QC

The calibration and preparation blank analyses are acceptable. The preparation blank contains mercury at a level between the method detection limit and the reporting limit.
The matrix spike/spike duplicate (MS/MSD) recoveries and RPD value are within the control limits.
The laboratory control sample (LCS) recovery are within the control limits.

GENERAL ANALYTICAL CHEMISTRY

Sample Analysis

Samples were analyzed for cyanide one day after hold time expired. Initial attempts to analyze within hold time were unsuccessful due to poor control sample recoveries.
Analysis for other parameters was completed within hold time.

Calibrations

Initial and continuing calibration standards are acceptable.

QC

Calibration and method blank analyses are acceptable.
Matrix duplicate, matrix spike, and matrix spike duplicate results are acceptable except for a high TSS duplicate RPD value and low cyanide spike recoveries. The CN MS and MSD are both low at 13 and 60%. The acceptable range is 82-122%.
Laboratory control sample (LCS) recoveries are acceptable except the low concentration cyanide LCS is high at 114%. The acceptable range is 90-110%.

CHAIN OF CUSTODY RECORD



Ecology and Environment, Inc., Analytical Services Center
 4493 Walden Avenue, Lancaster, New York, 14086, Tel: 716/685-8080, Fax 716/685-0852
 Where Scientific Excellence and Efficiency Meet

COC ID: _____
 Cooler No: **ASC**
 Lab: _____

Page: 1 of 1

PROJECT NO: 000619 NY10605		LOCATION: (Include State) EAST AURORA, NY	
CLIENT: NYSDEC		CONTAINER TYPE AND PRESERVATIVE 16 POLY HNO3 16 POLY NACH 16 POLY HOMVEN	
SITE NAME: Mr. C's Dry Cleaners		REQUESTED ANALYSIS SUMMA CAN. STEA HNO3 16 POLY NACH 16 POLY HOMVEN	
PROJECT MANAGER: M. STEFFAN	OFFICE No.: HQ EXT 2528	TURNAROUND TIME: 24-HOUR <input type="checkbox"/> R 48-HOUR <input type="checkbox"/> U 1-WEEK <input type="checkbox"/> S STANDARD <input checked="" type="checkbox"/> H OTHER _____	
FIELD TEAM LEADER: J. Mays	PHONE No.: HQ EXT 2624	OTHER _____	
SAMPLERS: (PRINT) Rick Becken / James Mays		OTHER _____	
DATE	TIME	SAMPLE ID	REMARKS
5/3/04	0947	AS Influent	GW
5/3/04	0958	AS EFFLUENT	GW
5/3/04	1035	GAC INFILUENT	A
5/3/04	1037	GAC EFFLUENT	A
CHECK FOR MS/MSD NO. OF CONTAINERS SAMPLE CODES VOC'S (TO-14A) METALS CYANIDE TSS, TDS, HARDNESS VOC'S			
NO. OF CONTAINERS		OVA/HNU READINGS (PPM)	
CHECK FOR MS/MSD		BEGINNING DEPTH (FEET BGS)	
SAMPLE CODES		ENDING DEPTH (FEET BGS)	
VOC'S (TO-14A)		REMARKS	
METALS		START - 0935	
CYANIDE		STOP - 1035	
TSS, TDS, HARDNESS		START - 0934	
VOC'S		STOP - 1034	
X		SOLUCAN SERIAL # 1012	
X		SOLUCAN SERIAL # 1012	

Relinquished By: (Signature) _____ Date/Time: 5/3/04 Received By: (Signature) _____ Date/Time: 5/3/04

Relinquished By: (Signature) _____ Date/Time: 5/3/04 Received By: (Signature) _____ Date/Time: 5/3/04

Relinquished By: (Signature) _____ Date/Time: 5/3/04 Received By: (Signature) _____ Date/Time: 5/3/04

LAB PROJECT NO.: _____ LAB PROJECT MANAGER: _____

(FOR LAB USE ONLY)
 Date: _____ Time: _____
 Temperature: _____ C°
 Work Order No: _____



Cooler Receipt Form


No. of Packages:	1	Date Received:	5/3/04
Package Receipt No.:	13385	Project or Site Name:	
Client:	E+E Buffalo		

A. Preliminary Examination and Receipt Phase		Circle One		
1. Did coolers come with airbill or packing slip?	Yes <input checked="" type="radio"/> NO <input type="radio"/> NA <input type="radio"/>	Yes	NO	NA
Circle carrier here and print airbill number below: Fed Ex Airborne Client Other <u>E+E</u>				
Shipped as high hazard or dangerous goods?		Yes	NO	NA
2. Did cooler(s) have custody seals?	<input checked="" type="radio"/> YES <input checked="" type="radio"/> NO <input checked="" type="radio"/> NA	YES	NO	NA
3. Were custody seals unbroken and intact on receipt?	<input checked="" type="radio"/> YES No <input type="radio"/> NA	YES	No	NA
4. Were custody seals dated and signed?	<input checked="" type="radio"/> YES No <input type="radio"/> NA	YES	No	NA
5. How was package secured? <input type="checkbox"/> Not secured <input type="checkbox"/> Fiberglass Tape <input checked="" type="checkbox"/> Tape <input checked="" type="checkbox"/> Other				

B. Unpacking Phase					
6. Date cooler(s) opened: <u>5/3/04</u>	Cooler(s) opened by: <u>[Signature]</u>				
7. Was a temperature blank vial included inside cooler(s)?	<input checked="" type="radio"/> YES No <input type="radio"/> NA				
Please Record Temperature Vial or Cooler Temperature for Each Cooler, Range (2° - 6°C)*					
Airbill No.	Temp. °C	Airbill No.	Temp. °C	Airbill No.	Temp. °C
<u> </u>	<u>3.0</u>				
Thermometer No.: <u>129</u>	Correction Factor: <u>+0.0</u>	*If temperature is outside of acceptable range, prepare a PM Notification form indicating affected containers.			
8. Were the C-O-C forms received?	C-O-C forms numbers if present:	<input checked="" type="radio"/> YES	No	NA	
9. Was enough packing material used in cooler(s)?	Type of material: Vermiculite Bubble Wrap Other <u> </u>	<input checked="" type="radio"/> YES	No	NA	
10. If cooling was required, what was the means (type ice) of cooling used?	<input checked="" type="radio"/> Wet Dry Blue Other				
11. Were all containers sealed in separate plastic bags?		Yes	<input checked="" type="radio"/> NO	NA	
12. Did all containers arrive unbroken and in good condition?		<input checked="" type="radio"/> YES	No	NA	
13. Interim storage area if not logged: <u> </u>					
In: Date <u> </u> Time <u> </u> Signature <u> </u>					
Out: Date <u> </u> Time <u> </u> Signature <u> </u>					

C. Login Phase	
Samples Logged in By Signature: <u>[Signature]</u>	Date: <u>5/3/04</u>
14. Were all container labels complete (e.g. date, time preserved)?	<input checked="" type="radio"/> YES No <input type="radio"/> NA
15. Were all C-O-C forms filled out properly in black ink and signed?	<input checked="" type="radio"/> YES No <input type="radio"/> NA
16. Did the C-O-C form agree with containers received?	<input checked="" type="radio"/> YES No <input type="radio"/> NA
17. Were the correct containers used for the tests requested?	<input checked="" type="radio"/> YES No <input type="radio"/> NA
18. Were the correct preservatives listed on the sample labels?	<input checked="" type="radio"/> YES No <input type="radio"/> NA
19. Was a sufficient sample volume sent for the tests requested?	<input checked="" type="radio"/> YES No <input type="radio"/> NA
20. Were all volatile samples received without headspace?	<input checked="" type="radio"/> YES No <input type="radio"/> NA

*Prepare a PM Notification form (F-051).



Analytical Services Center
International Specialists in Environmental Analysis
Lancaster, New York 14086
Phone: (716) 685-8080

Laboratory Results

NYS ELAP ID#: 10486

CLIENT: E and E Buffalo Office
Project: Mr. C's Dry Cleaners
Lab Order: 0405005
Date Received: 5/3/2004

Work Order Sample Summary

Lab Sample ID	Client Sample ID	Alt. Client Id	Collection Date
0405005-01A	AS INFLUENT		5/3/2004 9:47:00 AM
0405005-01B	AS INFLUENT		5/3/2004 9:47:00 AM
0405005-01C	AS INFLUENT		5/3/2004 9:47:00 AM
0405005-01D	AS INFLUENT		5/3/2004 9:47:00 AM
0405005-02A	AS EFFLUENT		5/3/2004 9:58:00 AM
0405005-02B	AS EFFLUENT		5/3/2004 9:58:00 AM
0405005-02C	AS EFFLUENT		5/3/2004 9:58:00 AM
0405005-02D	AS EFFLUENT		5/3/2004 9:58:00 AM
0405005-03A	GAC INFLUENT		5/3/2004 10:35:00 AM
0405005-04A	GAC EFFLUENT		5/3/2004 10:37:00 AM



Analytical Services Center
 International Specialists in Environmental Analysis
 4493 Walden Avenue
 Lancaster, New York 14086

Laboratory Results

NYS ELAP ID# 10486
 Phone: (716) 685-8080

Lab Order: 0405005
Client: E and E Buffalo Office
Project: Mr. C's Dry Cleaners

DATES SUMMARY REPORT

:(LAB) Sample ID (CLIENT)	Matrix	Test Name	Collection Date	Received Date	HT (Days) / HT Expire	Analyzed* - Analysis/BatchID	Type	DF	#Analytes	Flag
0405005-02A	AS EFFLUENT	Water	5/3/2004 9:58:00 AM	5/3/2004 1:01:00 PM	7:R 5/10/2004 1:01:00 PM	5/5/2004 2:06:00 PM	SAMP	1	48	<input type="checkbox"/>
0405005-02B		Low Level VOCs by Method 8260B ICP Digestion of Waters by Method 3010A			180:R10/30/2004 1:01:00 PM	5/11/2004 9:02:12 AM	NA	NA	NA	<input type="checkbox"/>
		ICP Metals Analysis by Method 6010B			180:R10/30/2004 1:01:00 PM	5/13/2004 4:45:44 PM	SAMP	1	14	<input type="checkbox"/>
		Mercury Analysis in Water by Method 7470A			28:R 5/31/2004 1:01:00 PM	5/10/2004 11:05:31 AM	SAMP	1	1	<input type="checkbox"/>
		Mercury Prep for Waters by Method 7470A			28:R 5/31/2004 1:01:00 PM	5/7/2004 9:11:04 AM	NA	NA	NA	<input type="checkbox"/>
0405005-02C		Cyanide Prep, Total for Water by Method 9012A			14:R 5/17/2004 1:01:00 PM	5/13/2004 2:21:07 PM	NA	NA	NA	<input type="checkbox"/>
		Cyanide, Total by Method 9012A			14:R 5/17/2004 1:01:00 PM	5/18/2004 8:09:07 PM	SAMP	1	1	<input checked="" type="checkbox"/>
0405005-02D		Hardness, Total by Method EPA 130.2			180:R10/30/2004 1:01:00 PM	5/18/2004	SAMP	1	1	<input type="checkbox"/>
		Total Dissolved Solids (TDS) by method EPA 160.1			5:R 5/8/2004 1:01:00 PM	5/7/2004	SAMP	1	1	<input type="checkbox"/>
		Total Suspended Solids, Non-filterable Residue			5:R 5/8/2004 1:01:00 PM	5/7/2004	SAMP	1	1	<input type="checkbox"/>

:(LAB) Sample ID (CLIENT)	Matrix	Test Name	Collection Date	Received Date	HT (Days) / HT Expire	Analyzed* - Analysis/BatchID	Type	DF	#Analytes	Flag
0405005-01A	AS INFLUENT	Water	5/3/2004 9:47:00 AM	5/3/2004 1:01:00 PM	7:R 5/10/2004 1:01:00 PM	5/7/2004 12:09:00 PM	SAMP	100	2	<input type="checkbox"/>
0405005-01B		Low Level VOCs by Method 8260B ICP Digestion of Waters by Method 3010A			7:R 5/10/2004 1:01:00 PM	5/5/2004 12:28:00 PM	SAMP	1	46	<input type="checkbox"/>
		ICP Metals Analysis by Method 6010B			180:R10/30/2004 1:01:00 PM	5/11/2004 9:02:12 AM	NA	NA	NA	<input type="checkbox"/>
		Mercury Analysis in Water by Method 7470A			180:R10/30/2004 1:01:00 PM	5/13/2004 4:41:38 PM	SAMP	1	14	<input type="checkbox"/>
		Mercury Prep for Waters by Method 7470A			28:R 5/31/2004 1:01:00 PM	5/10/2004 10:58:47 AM	SAMP	1	1	<input type="checkbox"/>
0405005-01C		Cyanide Prep, Total for Water by Method 9012A			28:R 5/31/2004 1:01:00 PM	5/7/2004 9:11:04 AM	NA	NA	NA	<input type="checkbox"/>
		Cyanide, Total by Method 9012A			14:R 5/17/2004 1:01:00 PM	5/13/2004 2:21:07 PM	NA	NA	NA	<input type="checkbox"/>
0405005-01D		Hardness, Total by Method EPA 130.2			14:R 5/17/2004 1:01:00 PM	5/18/2004 8:06:16 PM	SAMP	1	1	<input checked="" type="checkbox"/>
					180:R10/30/2004 1:01:00 PM	5/18/2004	SAMP	1	1	<input type="checkbox"/>

HT From: C-Collection / R- Receipt(VTSR) / P-Prep / T-TCLP Prep

* "Analyzed" reflects the analysis date and time or injection time for analytical tests. For preparation tests "Analyzed" reflects the start of the preparation except when "AFCEE criteria used"; flag indicates date and time of completion of the preparation.
 For TCLP/ISPLP Extractions and subsequent preparation tests... "Analyzed" reflects the date of TCLP/ISPLP Extraction/preparation. For Fe-extracted (RE) samples: Preparation tests completed dates reflects the extraction from the original sample leachate unless an "RE" Sample exists for the extraction (tumble) test.



Analytical Services Center
 International Specialists in Environmental Analysis
 4493 Walden Avenue
 Lancaster, New York 14086

Laboratory Results

NYS ELAP ID# 10486
 Phone: (716) 685-8080

Lab Order: 0405005
Client: E and E Buffalo Office
Project: Mr. C's Dry Cleaners

DATES SUMMARY REPORT

(LAB) Sample ID (CLIENT)	AS INFLUENT	Matrix	Test Name	Collection Date	Received Date	HT (Days) / HT Expire	Analyzed* - Analysis/BatchID	Type DF	#Analytes	Flag
0405005-01D		Water	Total Dissolved Solids (TDS) by method EPA 160.1	5/3/2004 9:47:00 AM	5/3/2004 1:01:00 PM	5:R 5/8/2004 1:01:00 PM	5/7/2004	SAMP	1	<input type="checkbox"/>
			Total Suspended Solids, Non-filterable Residue			5:R 5/8/2004 1:01:00 PM	5/7/2004	SAMP	1	<input type="checkbox"/>
(LAB) Sample ID (CLIENT)	GAC EFFLUENT	Matrix	Test Name	Collection Date	Received Date	HT (Days) / HT Expire	Analyzed* - Analysis/BatchID	Type DF	#Analytes	Flag
0405005-04A		Air	Volatile Organics in Air by Method TO-14A	5/3/2004 10:37:00 AM	5/3/2004 1:01:00 PM	7:R 5/10/2004 1:01:00 PM	5/4/2004 1:18:00 PM	SAMP	1	<input type="checkbox"/>
(LAB) Sample ID (CLIENT)	GAC INFLUENT	Matrix	Test Name	Collection Date	Received Date	HT (Days) / HT Expire	Analyzed* - Analysis/BatchID	Type DF	#Analytes	Flag
0405005-03A		Air	Volatile Organics in Air by Method TO-14A	5/3/2004 10:35:00 AM	5/3/2004 1:01:00 PM	7:R 5/10/2004 1:01:00 PM	5/5/2004 10:17:00 AM	SAMP	10	<input type="checkbox"/>

HT From: C-Collection / R-Receipt(VTSR) / P-Prep / T-TCLP Prep

* "Analyzed" reflects the analysis date and time or injection time for analytical tests. For preparation tests "Analyzed" reflects the start of the preparation except when "AFCEE criteria used"; flag indicates date and time of completion of the preparation.
 For TCLP/SPLP Extractions and subsequent preparation tests... "Analyzed" reflects the date of TCLP/SPLP Extraction/preparation. For Re-extracted (RE) samples: Preparation tests completed dates reflects the extraction from the original sample leachate unless an "RE" Sample exists for the extraction (tumble) test.



Analytical Services Center

International Specialists in Environmental Analysis

4493 Walden Avenue
Lancaster, New York 14086

Laboratory Results

NYS ELAP ID#: 10486

Phone: (716) 685-8080

Client: E and E Buffalo Office
Project: Mr. C's Dry Cleaners
Work Order: 0405005

Method References

GCMS Volatiles

VOCs in Air by GCMS Method TO-14A

Compendium of Methods for the Determination of Toxic Organic Compounds in Ambient Air, Second Edition. 1997. EPA-625/R-96-010B. Compendium Methods TO-14A, 15,16,17. (NCEPI or AMTIC)

VOCs, Low Level by GCMS Method 8260B

Test Methods for Evaluating Solid Waste: Physical/Chemical Methods. 3rd ed. 1986. Volumes.1A, 1B, 1C & Volume 2. (Includes all Updates). U.S. Environmental Protection Agency, Office of Solid Waste and Emergency Response.

Mercury

Mercury Analysis in Water by Method 7470A

Test Methods for Evaluating Solid Waste: Physical/Chemical Methods. 3rd ed. 1986. Volumes.1A, 1B, 1C & Volume 2. (Includes all Updates). U.S. Environmental Protection Agency, Office of Solid Waste and Emergency Response.

Metals

Metals, TAL by ICP Method 6010B

Test Methods for Evaluating Solid Waste: Physical/Chemical Methods. 3rd ed. 1986. Volumes.1A, 1B, 1C & Volume 2. (Includes all Updates). U.S. Environmental Protection Agency, Office of Solid Waste and Emergency Response.

WetChemistry

Cyanide, Total by Method 9012A

Test Methods for Evaluating Solid Waste: Physical/Chemical Methods. 3rd ed. 1986. Volumes.1A, 1B, 1C & Volume 2. (Includes all Updates). U.S. Environmental Protection Agency, Office of Solid Waste and Emergency Response.

Hardness, Total by Method EPA 130.2

Methods for Chemical Analysis of Water and Wastes. 1983. EPA-600/4-79-020. U.S. Environmental Protection Agency, Environmental Monitoring and Support Laboratory.

Total Dissolved Solids (TDS) by method 160.1

Methods for Chemical Analysis of Water and Wastes. 1983. EPA-600/4-79-020. U.S. Environmental Protection Agency, Environmental Monitoring and Support Laboratory.


Client: E and E Buffalo Office
Project: Mr. C's Dry Cleaners
Work Order: 0405005

Method References

Total Suspended Solids (TSS) by method 160.2

Methods for Chemical Analysis of Water and Wastes. 1983. EPA-600/4-79-020. U.S. Environmental Protection Agency, Environmental Monitoring and Support Laboratory.

GCMS VOLATILES



Analytical Services Center

International Specialists in Environmental Analysis

4493 Walden Avenue

Lancaster, New York 14086

Laboratory Results

NYS ELAP ID# 10486

Phone: (716) 685-8080

Client: E and E Buffalo Office

Lab Order: 0405005

Project: Mr. C's Dry Cleaners

Lab ID: 0405005-03A

Sample Type: SAMP

Matrix: Air

Client Sample ID: GAC INFLUENT

Alt. Client ID:

Collection Date: 5/3/2004 10:35:00 AM % Moist:

Test Code: 1_TO14_A

VOLATILE ORGANICS IN AIR BY METHOD TO-14A

Method: EPATO14

Prep Method: NA

Analyte	Result	Q	Limit	Units	DF	Date Analyzed	Run Batch ID	Analyst
1,1,1-Trichloroethane	ND		50.0	ppbv	10	5/5/2004 10:17:00 AM	JAKE_040505A	DWW
1,1,2,2-Tetrachloroethane	ND		50.0	ppbv	10			
1,1,2-Trichloro-1,2,2-trifluoroethane	ND		50.0	ppbv	10			
1,1,2-Trichloroethane	ND		50.0	ppbv	10			
1,1-Dichloroethane	ND		50.0	ppbv	10			
1,1-Dichloroethene	ND		50.0	ppbv	10			
1,2,4-Trichlorobenzene	ND		50.0	ppbv	10			
1,2,4-Trimethylbenzene	ND		50.0	ppbv	10			
1,2-Dibromoethane	ND		50.0	ppbv	10			
1,2-Dichloro-1,1,2,2-tetrafluoroethane	ND		50.0	ppbv	10			
1,2-Dichlorobenzene	ND		50.0	ppbv	10			
1,2-Dichloroethane	ND		50.0	ppbv	10			
1,2-Dichloropropane	ND		50.0	ppbv	10			
1,3,5-Trimethylbenzene	ND		50.0	ppbv	10			
1,3-Dichlorobenzene	ND		50.0	ppbv	10			
1,4-Dichlorobenzene	ND		50.0	ppbv	10			
Benzene	ND		50.0	ppbv	10			
Benzyl chloride	ND		50.0	ppbv	10			
Bromomethane	ND		50.0	ppbv	10			
Carbon tetrachloride	ND		50.0	ppbv	10			
Chlorobenzene	ND		50.0	ppbv	10			
Chloroethane	ND		50.0	ppbv	10			
Chloroform	ND		50.0	ppbv	10			
Chloromethane	ND		50.0	ppbv	10			
cis-1,2-Dichloroethene	ND		50.0	ppbv	10			
cis-1,3-Dichloropropane	ND		50.0	ppbv	10			
Dichlorodifluoromethane	ND		50.0	ppbv	10			
Ethylbenzene	ND		50.0	ppbv	10			
Hexachlorobutadiene	ND		50.0	ppbv	10			
m,p-Xylene	ND		100	ppbv	10			
Methylene chloride	ND		50.0	ppbv	10			
o-Xylene	ND		50.0	ppbv	10			
Styrene	ND		50.0	ppbv	10			
Tetrachloroethene	597	E	50.0	ppbv	10			
Toluene	ND		50.0	ppbv	10			
trans-1,2-Dichloroethene	ND		50.0	ppbv	10			

Definitions:

recovery outside QC limits

DF - Dilution Factor

H - Value Exceeds Maximum Contaminant Level

N - Single Column Analysis

NP - Petroleum Pattern is not present

B - Analyte found in Method blank

DNI - Did not Ignite

J - Estimated value

NC - Not Calculated

P - Post Spike Recovery outside limits

D - Diluted due to matrix or extended target compounds

E - Result exceeds Highest Calibration Standard

M - Matrix Spike Recovery outside limits

ND - Not Detected at the Reporting Limit

R - RPD outside recovery limits



Analytical Services Center

International Specialists in Environmental Analysis

4493 Walden Avenue

Lancaster, New York 14086

Laboratory Results

NYS ELAP ID# 10486

Phone: (716) 685-8080

Client: E and E Buffalo Office

Lab Order: 0405005

Project: Mr. C's Dry Cleaners

Lab ID: 0405005-03A

Sample Type: SAMP

Matrix: Air

Client Sample ID: GAC INFLUENT

Alt. Client ID:

Collection Date: 5/3/2004 10:35:00 AM % Moist:

Test Code: 1_TO14_A

VOLATILE ORGANICS IN AIR BY METHOD TO-14A

Method: EPATO14

Prep Method: NA

Analyte	Result	Q	Limit	Units	DF	Date Analyzed	Run Batch ID	Analyst
trans-1,3-Dichloropropene	ND		50.0	ppbv	10			
Trichloroethene	20.0	J	50.0	ppbv	10			
Trichlorofluoromethane	3.42	JB	50.0	ppbv	10			
Vinyl chloride	ND		50.0	ppbv	10			
Xylenes, Total	ND		150	ppbv	10			
Surr:1,2-Dichloroethane-d4	101		80 - 120	%REC	10	5/5/2004 10:17:00 AM	JAKE_040505A	DWW
Surr:4-Bromofluorobenzene	96		80 - 120	%REC	10			
Surr:Toluene-d8	103		80 - 120	%REC	10			

Definitions:

Recovery outside QC limits

DF - Dilution Factor

H - Value Exceeds Maximum Contaminant Level

N - Single Column Analysis

NP - Petroleum Pattern is not present

B - Analyte found in Method blank

DNI - Did not Ignite

J - Estimated value

NC - Not Calculated

P - Post Spike Recovery outside limits

D - Diluted due to matrix or extended target compounds


E - Result exceeds Highest Calibration Standard

M - Matrix Spike Recovery outside limits

ND - Not Detected at the Reporting Limit

R - RPD outside recovery limits

13



Analytical Services Center

International Specialists in Environmental Analysis

4493 Walden Avenue

Lancaster, New York 14086

Laboratory Results

NYS ELAP ID# 10486

Phone: (716) 685-8080

CLIENT: E and E Buffalo Office

Client Sample ID: GAC INFLUENT

Lab Order: 0405005

Alt. Client ID:

Project: Mr. C's Dry Cleaners

Collection Date: 5/3/2004 10:35:00 AM

Lab ID: 0405005-03A

Sample Type: SAMP

Matrix: AIR

% Moist:

TENTATIVELY IDENTIFIED COMPOUNDS

CAS NUMBER	COMPOUND NAME	RT	EST. CONC.	Q	Units	DF	Quality(%)	Date Analyzed	Run Batch ID	Analyst
------------	---------------	----	------------	---	-------	----	------------	---------------	--------------	---------

VOLATILE ORGANICS IN AIR BY METHOD TO-14A

1 TO14 A

1634-04-4	Propane, 2-methoxy-2-methyl-	3.82	11	NJ	ppbv	10	64	5/5/2004 10:17:00 AM	JAKE_040505A	
-----------	------------------------------	------	----	----	------	----	----	----------------------	--------------	--

Number TICs Found: 1

Abbreviations:

Recovery outside QC limits

DF - Dilution Factor

H - Value Exceeds Maximum Contaminant Level

N - Single Column Analysis

NP - Petroleum Pattern is not present

B - Analyte found in Method blank

DNI - Did not Ignite

J - Estimated value

NC - Not Calculated

P - Post Spike Recovery outside limits

D - Diluted due to matrix or extended target compounds

E - Result exceeds Highest Calibration Standard

M - Matrix Spike Recovery outside limits.

ND - Not Detected at the Reporting Limit

R - RPD outside recovery limits



Analytical Services Center

International Specialists in Environmental Analysis

4493 Walden Avenue

Lancaster, New York 14086

Laboratory Results

NYS ELAP ID# 10486

Phone: (716) 685-8080

Client: E and E Buffalo Office

Lab Order: 0405005

Project: Mr. C's Dry Cleaners

Lab ID: 0405005-03A

Sample Type: DL

Matrix: Air

Test Code: 1_TO14_A

Client Sample ID: GAC INFLUENT

Alt. Client ID:

Collection Date: 5/3/2004 10:35:00 AM % Moist:

VOLATILE ORGANICS IN AIR BY METHOD TO-14A

Method: EPATO14

Prep Method: NA

Analyte	Result	Q	Limit	Units	DF	Date Analyzed	Run Batch ID	Analyst
1,1,1-Trichloroethane	ND		100	ppbv	20	5/5/2004 11:31:00 AM	JAKE_040505A	DWW
1,1,2,2-Tetrachloroethane	ND		100	ppbv	20			
1,1,2-Trichloro-1,2,2-trifluoroethane	ND		100	ppbv	20			
1,1,2-Trichloroethane	ND		100	ppbv	20			
1,1-Dichloroethane	ND		100	ppbv	20			
1,1-Dichloroethene	ND		100	ppbv	20			
1,2,4-Trichlorobenzene	ND		100	ppbv	20			
1,2,4-Trimethylbenzene	ND		100	ppbv	20			
1,2-Dibromoethane	ND		100	ppbv	20			
1,2-Dichloro-1,1,2,2-tetrafluoroethane	ND		100	ppbv	20			
1,2-Dichlorobenzene	ND		100	ppbv	20			
1,2-Dichloroethane	ND		100	ppbv	20			
1,2-Dichloropropane	ND		100	ppbv	20			
1,3,5-Trimethylbenzene	ND		100	ppbv	20			
1,3-Dichlorobenzene	ND		100	ppbv	20			
1,4-Dichlorobenzene	ND		100	ppbv	20			
Benzene	ND		100	ppbv	20			
Benzyl chloride	ND		100	ppbv	20			
Bromomethane	ND		100	ppbv	20			
Carbon tetrachloride	ND		100	ppbv	20			
Chlorobenzene	ND		100	ppbv	20			
Chloroethane	ND		100	ppbv	20			
Chloroform	ND		100	ppbv	20			
Chloromethane	ND		100	ppbv	20			
cis-1,2-Dichloroethene	ND		100	ppbv	20			
cis-1,3-Dichloropropene	ND		100	ppbv	20			
Dichlorodifluoromethane	ND		100	ppbv	20			
Ethylbenzene	ND		100	ppbv	20			
Hexachlorobutadiene	ND		100	ppbv	20			
m,p-Xylene	ND		200	ppbv	20			
Methylene chloride	ND		100	ppbv	20			
o-Xylene	ND		100	ppbv	20			
Styrene	ND		100	ppbv	20			
Tetrachloroethene	681		100	ppbv	20			
Toluene	ND		100	ppbv	20			
trans-1,2-Dichloroethene	ND		100	ppbv	20			

Definitions:

Recovery outside QC limits

DF - Dilution Factor

H - Value Exceeds Maximum Contaminant Level

N - Single Column Analysis

NP - Petroleum Pattern is not present

B - Analyte found in Method blank

DNI - Did not Ignite

J - Estimated value

NC - Not Calculated

P - Post Spike Recovery outside limits

D - Diluted due to matrix or extended target compounds

E - Result exceeds Highest Calibration Standard

M - Matrix Spike Recovery outside limits

ND - Not Detected at the Reporting Limit

R - RPD outside recovery limits



Analytical Services Center

International Specialists in Environmental Analysis

4493 Walden Avenue

Lancaster, New York 14086

Laboratory Results

NYS ELAP ID# 10486

Phone: (716) 685-8080

Client: E and E Buffalo Office

Client Sample ID: GAC INFLUENT

Lab Order: 0405005

Alt. Client ID:

Project: Mr. C's Dry Cleaners

Collection Date: 5/3/2004 10:35:00 AM % Moist:

Lab ID: 0405005-03A

Sample Type: DL

Matrix: Air

Test Code: 1_TO14_A

VOLATILE ORGANICS IN AIR BY METHOD TO-14A

Method: EPATO14

Prep Method: NA

Analyte	Result	Q	Limit	Units	DF	Date Analyzed	Run Batch ID	Analyst
trans-1,3-Dichloropropene	ND		100	ppbv	20			
Trichloroethene	22.0	J	100	ppbv	20			
Trichlorofluoromethane	6.14	JB	100	ppbv	20			
Vinyl chloride	ND		100	ppbv	20			
Xylenes, Total	ND		300	ppbv	20			
Surr:1,2-Dichloroethane-d4	104		80 - 120	%REC	20	5/5/2004 11:31:00 AM	JAKE_040505A	DWW
Surr:4-Bromofluorobenzene	97		80 - 120	%REC	20			
Surr:Toluene-d8	105		80 - 120	%REC	20			

Definitions:

Recovery outside QC limits

DF - Dilution Factor

H - Value Exceeds Maximum Contaminant Level

N - Single Column Analysis

NP - Petroleum Pattern is not present

B - Analyte found in Method blank

DNI - Did not Ignite

J - Estimated value

NC - Not Calculated

P - Post Spike Recovery outside limits

D - Diluted due to matrix or extended target compounds

E - Result exceeds Highest Calibration Standard

M - Matrix Spike Recovery outside limits

ND - Not Detected at the Reporting Limit

R - RPD outside recovery limits



Analytical Services Center

International Specialists in Environmental Analysis

4493 Walden Avenue

Lancaster, New York 14086

Laboratory Results

NYS ELAP ID# 10486

Phone: (716) 685-8080

CLIENT: E and E Buffalo Office

Client Sample ID: GAC INFLUENT

Lab Order: 0405005

Alt. Client ID:

Project: Mr. C's Dry Cleaners

Collection Date: 5/3/2004 10:35:00 AM

Lab ID: 0405005-03A

Sample Type: DL

Matrix: AIR

% Moist:

TENTATIVELY IDENTIFIED COMPOUNDS

CAS NUMBER	COMPOUND NAME	RT	EST. CONC.	Q	Units	DF	Quality(%)	Date Analyzed	Run	Batch ID	Analyst
------------	---------------	----	------------	---	-------	----	------------	---------------	-----	----------	---------

VOLATILE ORGANICS IN AIR BY METHOD TO-14A

1 TO14 A

NO TENTATIVELY IDENTIFIED COMPOUNDS

Abbreviations:

Recovery outside QC limits

B - Analyte found in Method blank

D - Diluted due to matrix or extended target compounds

DF - Dilution Factor

DNI - Did not Ignite

E - Result exceeds Highest Calibration Standard

H - Value Exceeds Maximum Contaminant Level

J - Estimated value

M - Matrix Spike Recovery outside limits

N - Single Column Analysis

NC - Not Calculated

ND - Not Detected at the Reporting Limit

NP - Petroleum Pattern is not present

P - Post Spike Recovery outside limits

R - RPD outside recovery limits



Analytical Services Center

International Specialists in Environmental Analysis

4493 Walden Avenue

Lancaster, New York 14086

Laboratory Results

NYS ELAP ID# 10486

Phone: (716) 685-8080

Client: E and E Buffalo Office

Lab Order: 0405005

Project: Mr. C's Dry Cleaners

Lab ID: 0405005-04A

Sample Type: SAMP

Matrix: Air

Client Sample ID: GAC EFFLUENT

Alt. Client ID:

Collection Date: 5/3/2004 10:37:00 AM % Moist:

Test Code: 1_TO14_A

VOLATILE ORGANICS IN AIR BY METHOD TO-14A

Method: EPATO14

Prep Method: NA

Analyte	Result	Q	Limit	Units	DF	Date Analyzed	Run Batch ID	Analyst
1,1,1-Trichloroethane	ND		5.00	ppbv	1	5/4/2004 1:18:00 PM	JAKE_040504A	DWW
1,1,2,2-Tetrachloroethane	ND		5.00	ppbv	1			
1,1,2-Trichloro-1,2,2-trifluoroethane	ND		5.00	ppbv	1			
1,1,2-Trichloroethane	ND		5.00	ppbv	1			
1,1-Dichloroethane	ND		5.00	ppbv	1			
1,1-Dichloroethene	ND		5.00	ppbv	1			
1,2,4-Trichlorobenzene	ND		5.00	ppbv	1			
1,2,4-Trimethylbenzene	ND		5.00	ppbv	1			
1,2-Dibromoethane	ND		5.00	ppbv	1			
1,2-Dichloro-1,1,2,2-tetrafluoroethane	ND		5.00	ppbv	1			
1,2-Dichlorobenzene	ND		5.00	ppbv	1			
1,2-Dichloroethane	ND		5.00	ppbv	1			
1,2-Dichloropropane	ND		5.00	ppbv	1			
1,3,5-Trimethylbenzene	ND		5.00	ppbv	1			
1,3-Dichlorobenzene	ND		5.00	ppbv	1			
1,4-Dichlorobenzene	ND		5.00	ppbv	1			
Benzene	ND		5.00	ppbv	1			
Benzyl chloride	ND		5.00	ppbv	1			
Bromomethane	ND		5.00	ppbv	1			
Carbon tetrachloride	ND		5.00	ppbv	1			
Chlorobenzene	ND		5.00	ppbv	1			
Chloroethane	ND		5.00	ppbv	1			
Chloroform	ND		5.00	ppbv	1			
Chloromethane	ND		5.00	ppbv	1			
cis-1,2-Dichloroethene	1.32	J	5.00	ppbv	1			
cis-1,3-Dichloropropene	ND		5.00	ppbv	1			
Dichlorodifluoromethane	ND		5.00	ppbv	1			
Ethylbenzene	ND		5.00	ppbv	1			
Hexachlorobutadiene	ND		5.00	ppbv	1			
m,p-Xylene	ND		10.0	ppbv	1			
Methylene chloride	1.05	J	5.00	ppbv	1			
o-Xylene	ND		5.00	ppbv	1			
Styrene	ND		5.00	ppbv	1			
Tetrachloroethene	4.83	J	5.00	ppbv	1			
Toluene	ND		5.00	ppbv	1			
trans-1,2-Dichloroethene	0.301	J	5.00	ppbv	1			

Definitions:

Recovery outside QC limits

- Dilution Factor

H - Value Exceeds Maximum Contaminant Level

N - Single Column Analysis

NP - Petroleum Pattern is not present

B - Analyte found in Method blank

DNI - Did not Ignite

J - Estimated value

NC - Not Calculated

P - Post Spike Recovery outside limits

D - Diluted due to matrix or extended target compounds

E - Result exceeds Highest Calibration Standard

M - Matrix Spike Recovery outside limits

ND - Not Detected at the Reporting Limit

R - RPD outside recovery limits



Analytical Services Center

International Specialists in Environmental Analysis

4493 Walden Avenue

Lancaster, New York 14086

Laboratory Results

NYS ELAP ID# 10486

Phone: (716) 685-8080

Client: E and E Buffalo Office

Client Sample ID: GAC EFFLUENT

Lab Order: 0405005

Alt. Client ID:

Project: Mr. C's Dry Cleaners

Collection Date: 5/3/2004 10:37:00 AM % Moist:

Lab ID: 0405005-04A

Sample Type: SAMP

Matrix: Air

Test Code: 1_TO14_A

VOLATILE ORGANICS IN AIR BY METHOD TO-14A

Method: EPATO14

Prep Method: NA

Analyte	Result	Q	Limit	Units	DF	Date Analyzed	Run Batch ID	Analyst
trans-1,3-Dichloropropene	ND		5.00	ppbv	1			
Trichloroethene	ND		5.00	ppbv	1			
Trichlorofluoromethane	0.530	JB	5.00	ppbv	1			
Vinyl chloride	ND		5.00	ppbv	1			
Xylenes, Total	ND		15.0	ppbv	1			
Surr:1,2-Dichloroethane-d4	103		80 - 120	%REC	1	5/4/2004 1:18:00 PM	JAKE_040504A	DWW
Surr:4-Bromofluorobenzene	95		80 - 120	%REC	1			
Surr:Toluene-d8	101		80 - 120	%REC	1			

Definitions:

Recovery outside QC limits

B - Analyte found in Method blank

D - Diluted due to matrix or extended target compounds

Dilution Factor

DNI - Did not Ignite

E - Result exceeds Highest Calibration Standard

H - Value Exceeds Maximum Contaminant Level

J - Estimated value

M - Matrix Spike Recovery outside limits

N - Single Column Analysis

NC - Not Calculated

ND - Not Detected at the Reporting Limit

NP - Petroleum Pattern is not present

P - Post Spike Recovery outside limits

R - RPD outside recovery limits



Analytical Services Center

International Specialists in Environmental Analysis

4493 Walden Avenue

Lancaster, New York 14086

Laboratory Results

NYS ELAP ID# 10486

Phone: (716) 685-8080

CLIENT: E and E Buffalo Office

Client Sample ID: GAC EFFLUENT

Lab Order: 0405005

Alt. Client ID:

Project: Mr. C's Dry Cleaners

Collection Date: 5/3/2004 10:37:00 AM

Lab ID: 0405005-04A

Sample Type: SAMP

Matrix: AIR

% Moist:

TENTATIVELY IDENTIFIED COMPOUNDS

CAS NUMBER	COMPOUND NAME	RT	EST. CONC.	Q	Units	DF	Quality(%)	Date Analyzed	Run Batch ID	Analyst
------------	---------------	----	------------	---	-------	----	------------	---------------	--------------	---------

VOLATILE ORGANICS IN AIR BY METHOD TO-14A

1 TO14 A

625-38-7	3-Butenoic acid	1.45	1	NJ	ppbv	1	50	5/4/2004 1:18:00 PM	JAKE_040504A	
75-45-6	Methane, chlorodifluoro-	1.49	1	NJ	ppbv	1	78			
75-28-5	Isobutane	1.61	2	NJ	ppbv	1	72			
106-97-8	Butane	1.75	2	NJ	ppbv	1	64			
67-64-1	Acetone (2.955)	2.96	1	NJ	ppbv	1	83			
110-54-3	Hexane	4.18	1	NJ	ppbv	1	90			
71-23-8	1-Propanol (4.693)	4.69	7	NJ	ppbv	1	78			
108-95-2	Phenol (17.849)	17.85	4	NJ	ppbv	1	95			
91-20-3	Naphthalene (21.018)	21.02	9	NJ	ppbv	1	97			

Number TICs Found: 9

Definitions:

recovery outside QC limits

DF - Dilution Factor

H - Value Exceeds Maximum Contaminant Level

N - Single Column Analysis

NP - Petroleum Pattern is not present

B - Analyte found in Method blank

DNI - Did not Ignite

J - Estimated value

NC - Not Calculated

P - Post Spike Recovery outside limits

D - Diluted due to matrix or extended target compounds

E - Result exceeds Highest Calibration Standard

M - Matrix Spike Recovery outside limits

ND - Not Detected at the Reporting Limit

R - RPD outside recovery limits



Analytical Services Center

International Specialists in Environmental Analysis

4493 Walden Avenue

Lancaster, New York 14086

a division of
ecology and environment, inc.

Laboratory Results

NYS ELAP ID# 10486

Phone: (716) 685-8080

CLIENT: E and E Buffalo Office

Work Order: 0405005

Project: Mr. C's Dry Cleaners

OC SUMMARY REPORT Method Blank

VOCs in Air by GCMS Method TO-14A

Sample ID: **MB-1754-60-2**

Client Sample ID:

Run Batch ID: **JAKE_040504A**

SeqNo: **952848**

Analysis Date: **5/4/2004 8:33:00 AM**

Prep Batch ID: **040504401r**

Test Code: **1_TO14_A**

Units: **ppbv**

DF: **1** DL_No: **1**

Prep Date:

Analyte Type / Name	Result	MDL	RL	Spike Value	Orig Result	%REC	LowLimit	HighLimit	RPD	RPD Limit	Qual
A 1,1,1-Trichloroethane	ND	0.4990	5.000								
A 1,1,2,2-Tetrachloroethane	ND	0.5160	5.000								
A 1,1,2-Trichloro-1,2,2-trifluoroethane	ND	0.6330	5.000								
A 1,1,2-Trichloroethane	ND	0.5830	5.000								
A 1,1-Dichloroethane	ND	0.6130	5.000								
A 1,1-Dichloroethene	ND	0.4040	5.000								
A 1,2,4-Trichlorobenzene	ND	0.2630	5.000								
A 1,2,4-Trimethylbenzene	ND	0.2290	5.000								
A 1,2-Dibromoethane	ND	0.2560	5.000								
A 1,2-Dichloro-1,1,2,2-tetrafluoroethane	ND	0.6230	5.000								
A 1,2-Dichlorobenzene	ND	0.2170	5.000								
A 1,2-Dichloroethane	ND	0.3020	5.000								
A 1,2-Dichloropropane	ND	0.6750	5.000								
A 1,3,5-Trimethylbenzene	ND	0.4830	5.000								
A 1,3-Dichlorobenzene	ND	0.6020	5.000								
A 1,4-Dichlorobenzene	ND	0.5650	5.000								
A Benzene	ND	0.2330	5.000								
A Benzyl chloride	ND	0.5000	5.000								
A Bromomethane	ND	0.3890	5.000								
A Carbon tetrachloride	ND	1.520	5.000								
A Chlorobenzene	ND	0.5600	5.000								
A Chloroethane	ND	0.6370	5.000								

Definitions:

* - Recovery outside QC limits

DNI - Did not Ignite

M - Matrix Spike Recovery outside limits

NP - Petroleum Pattern is not present

B - Analyte found in Method blank

E - Result exceeds Highest Calibration Standard

N - Single Column Analysis

P - Post Spike Recovery outside limits

I - Represents RSD Limit for Quad Analysis

RL - Reporting Limit

D - Diluted due to matrix or extended target compounds

H - Value Exceeds Maximum Contaminant Level

NC - Not Calculated

R - RPD outside recovery limits

DF - Dilution Factor

J - Estimated value

ND - Not Detected at the Reporting Limit

Footnotes: 1 - 3.1.11.4 - 5/19/2004 4:30:50 PM

Ecology & Environment Inc. LIMS Version #: 3.1.11.4 - 5/19/2004 4:30:50 PM

Friday, May 21, 2004 1:27:35 PM



Analytical Services Center
 International Specialists in Environmental Analysis
 4493 Walden Avenue
 Lancaster, New York 14086

Laboratory Results

NYS ELAP ID# 10486
 Phone: (716) 685-8080

CLIENT: E and E Buffalo Office
Work Order: 0405005
Project: Mr. C's Dry Cleaners

QC SUMMARY REPORT

Method Blank

VOCs in Air by GCMS Method TO-14A

Sample ID: MB-1754-60-2 Client Sample ID: 952848

Run Batch ID: JAKE_040504A SeqNo: 952848

Analysis Date: 5/4/2004 8:33:00 AM

Prep Batch ID: 040504401r

Test Code: 1_TO14_A

Units: ppbv

DF: 1 DL_No: 1

Prep Date:

RPD

HighLimit

LowLimit

%REC

Orig Result

RPD

RPD Limit

Qual

1

2

3

4

5

6

7

8

9

10

11

12

13

14

15

16

17

18

19

20

21

22

23

24

25

26

27

28

29

30

31

32

33

34

35

36

37

38

39

40

41

42

43

44

45

46

47

48

49

50

51

52

53

54

55

56

57

58

59

60

61

62

63

64

65

66

67

68

69

70

71

72

73

74

75

76

77

78

79

80

81

82

83

84

85

86

87

88

89

90

91

92

93

94

95

96

97

98

99

100

101

102

103

104

105

106

107

108

109

110

111

112

113

114

115

116

117

118

119

120

121

122

123

124

125

126

127

128

129

130

131

132

133

134

135

136

137

138

139

140

141

142

143

144

145

146

147

148

149

150

151

152

153

154

155

156

157

158

159

160

161

162

163

164

165

166

167

168

169

170

171

172

173

174

175

176

177

178

179

180

181

182

183

184

185

186

187

188

189

190

191

192

193

194

195

196

197

198

199

200

201

202

203

204

205

206

207

208

209

210

211

212

213

214

215

216

217

218

219

220

221

222

223

224

225

226

227

228

229

230

231

232

233

234

235

236

237

238

239

240

241

242

243

244

245

246

247

248

249

250

251

252

253

254

255

256

257

258

259

260

261

262

263

264

265

266

267

268

269

270

271



Analytical Services Center
 International Specialists in Environmental Analysis
 4493 Walden Avenue
 Lancaster, New York 14086

Laboratory Results
 NYS ELAP ID# 10486
 Phone: (716) 685-8080

CLIENT: E and E Buffalo Office
Work Order: 0405005
Project: Mr. C's Dry Cleaners

QC SUMMARY REPORT
 Method Blank

VOCs in Air by GCMS Method TO-14A
 Sample ID: MB-1754-61-1 Client Sample ID:

Test Code: 1_T014_A

Units: ppbv
 DF: 1 DL_No: 1
 Prep Date:

Run Batch ID: JAKE_040505A SeqNo: 953047 Analysis Date: 5/5/2004 9:40:00 AM Prep Batch ID: 040505401r

Analyte Type / Name Result MDL Analysis Date: 5/5/2004 9:40:00 AM Spike Value Orig Result %REC LowLimit HighLimit RPD RPD Limit 1 Qual

A 1,1,1-Trichloroethane	ND	0.4990	5.000										
A 1,1,2,2-Tetrachloroethane	ND	0.5160	5.000										
A 1,1,2-Trichloro-1,2-trifluoroethane	ND	0.6330	5.000										
A 1,1,2-Trichloroethane	ND	0.5830	5.000										
A 1,1-Dichloroethane	ND	0.6130	5.000										
A 1,1-Dichloroethene	ND	0.4040	5.000										
A 1,2,4-Trichlorobenzene	ND	0.2630	5.000										
A 1,2,4-Trimethylbenzene	ND	0.2290	5.000										
A 1,2-Dibromoethane	ND	0.2560	5.000										
A 1,2-Dichloro-1,1,2,2-tetrafluoroethane	ND	0.6230	5.000										
A 1,2-Dichlorobenzene	ND	0.2170	5.000										
A 1,2-Dichloroethane	ND	0.3020	5.000										
A 1,2-Dichloropropane	ND	0.6750	5.000										
A 1,3,5-Trimethylbenzene	ND	0.4830	5.000										
A 1,3-Dichlorobenzene	ND	0.6020	5.000										
A 1,4-Dichlorobenzene	ND	0.5650	5.000										
A Benzene	ND	0.2330	5.000										
A Benzyl chloride	ND	0.5000	5.000										
A Bromomethane	ND	0.3890	5.000										
A Carbon tetrachloride	ND	1.520	5.000										
A Chlorobenzene	ND	0.5600	5.000										
A Chloroethane	ND	0.6370	5.000										

24

Definitions:

- * - Recovery outside QC limits
- DNI - Did not Ignite
- M - Matrix Spike Recovery outside limits
- NP - Petroleum Pattern is not present
- B - Analyte found in Method blank
- E - Result exceeds Highest Calibration Standard
- N - Single Column Analysis
- P - Post Spike Recovery outside limits
- D - Diluted due to matrix or extended target compounds
- H - Value Exceeds Maximum Contaminant Level
- NC - Not Calculated
- R - RPD outside recovery limits
- DF - Dilution Factor
- J - Estimated value
- ND - Not Detected at the Reporting Limit

Footnotes: 1 - Represents RSD Limit for Quad Analysis RL - Reporting Limit



Analytical Services Center
 International Specialists in Environmental Analysis
 4493 Walden Avenue
 Lancaster, New York 14086

Laboratory Results

NYS ELAP ID# 10486
 Phone: (716) 685-8080

CLIENT: E and E Buffalo Office
Work Order: 0405005
Project: Mr. C's Dry Cleaners
QC SUMMARY REPORT
 Method Blank

VOCs in Air by GCMS Method TO-14A

Sample ID: **MB-1754-61-1** Client Sample ID: **953047** Test Code: **1_TO14_A** Units: **ppbv**

Run Batch ID: **JAKE_040505A** SeqNo: **953047** Analysis Date: **5/5/2004 9:40:00 AM** Prep Batch ID: **040505401r** Prep Date: **DF: 1 DL_No: 1**

Analyte Type / Name Result MDL RL Spike Value Orig Result %REC LowLimit HighLimit RPD RPD Limit 1 Qual

Analyte Type / Name	Result	MDL	RL	Spike Value	Orig Result	%REC	LowLimit	HighLimit	RPD	RPD Limit 1	Qual
A Chloroform	ND	0.8050	5.000								
A Chloromethane	ND	0.5470	5.000								
A cis-1,2-Dichloroethene	ND	0.4160	5.000								
A cis-1,3-Dichloropropene	ND	0.2970	5.000								
A Dichlorodifluoromethane	ND	0.5570	5.000								
A Ethylbenzene	ND	0.2250	5.000								
A Hexachlorobutadiene	ND	0.2220	5.000								
A m,p-Xylene	ND	1.180	10.00								
A Methylene chloride	ND	0.5450	5.000								
A o-Xylene	ND	0.5890	5.000								
A Styrene	ND	0.5440	5.000								
A Tetrachloroethene	ND	0.5710	5.000								
A Toluene	ND	0.5360	5.000								
A trans-1,2-Dichloroethene	ND	0.2030	5.000								
A trans-1,3-Dichloropropene	ND	0.3800	5.000								
A Trichloroethene	ND	0.5340	5.000								
A Trichlorofluoromethane	0.3670	0.2140	5.000								
A Vinyl chloride	ND	0.3960	5.000								
A Xylenes, Total	ND	1.670	15.00								
S 1,2-Dichloroethane-d4	9.986	0	0				100	80		120	J
S 4-Bromofluorobenzene	9.498	0	0				95	80		120	
S Toluene-d8	10.08	0	0				101	80		120	

Definitions:

- * - Recovery outside QC limits
- DNI - Did not Ignite
- M - Matrix Spike Recovery outside limits
- NP - Petroleum Pattern is not present
- B - Analyte found in Method blank
- E - Result exceeds Highest Calibration Standard
- N - Single Column Analysis
- P - Post Spike Recovery outside limits
- D - Diluted due to matrix or extended target compounds
- H - Value Exceeds Maximum Contaminant Level
- NC - Not Calculated
- R - RPD outside recovery limits
- DF - Dilution Factor
- J - Estimated value
- ND - Not Detected at the Reporting Limit



Analytical Services Center
 International Specialists in Environmental Analysis
 4493 Walden Avenue
 Lancaster, New York 14086

Laboratory Results

NYS ELAP ID#: 10486
 Phone: (716) 685-8080

CLIENT: E and E Buffalo Office

Client Sample ID:

Lab Order: 0405005

Alt. Client ID:

Project: Mr. C's Dry Cleaners

Collection Date:

Lab ID: MB-1754-61-1

Sample Type: MBLK

Matrix: AIR

% Moist:

TENTATIVELY IDENTIFIED COMPOUNDS

CAS NUMBER	COMPOUND NAME	RT	EST. CONC.	Q	Units	DF	Date Analyzed	Run Batch ID	Analyst
------------	---------------	----	------------	---	-------	----	---------------	--------------	---------

VOLATILE ORGANICS IN AIR BY METHOD TO-14A
 1_TO14_A

NO TENTATIVELY IDENTIFIED COMPOUNDS

Definitions:	ND - Not Detected at the Reporting Limit	* - Recovery outside limits	M -Matrix Spike recovery outside limits
	J - Analyte detected below Reporting limits	R - RPD outside recovery limits	Q - Qualifier
	B - Analyte detected in the associated Method Blank	E - Value above quantitation range	D - Diluted Out
	H - Value exceeds Maximum Contaminant Level	Surr - Denotes Surrogate Compound	N - Single Column Analysis



Analytical Services Center
International Specialists in Environmental Analysis
4493 Walden Avenue
Lancaster, New York 14086

Laboratory Results

NYS ELAP ID# 10486
Phone: (716) 685-8080

CLIENT: E and E Buffalo Office
Work Order: 0405005
Project: Mr. C's Dry Cleaners

QC SUMMARY REPORT

Sample Duplicate

VOCs in Air by GCMS Method TO-14A

Sample ID: 0405005-03A Client Sample ID: GAC INFLUENT

Run Batch ID: JAKE_040505A

SeqNo: 953044 Analysis Date: 5/5/2004 12:07:00 PM Prep Batch ID: 040505401r

Test Code: 1_TO14_A

Units: ppbv

DF: 20 DL_No: 1

Prep Date:

Analyte Type / Name	Result	MDL	RL	Spike Value	Orig Result	%REC	LowLimit	HighLimit	RPD	RPD Limit	Qual
A 1,1,1-Trichloroethane	ND	9.980	100.0		0				0.0	20	
A 1,1,2,2-Tetrachloroethane	ND	10.30	100.0		0				0.0	20	
A 1,1,2-Trichloro-1,2,2-trifluoroethane	ND	12.70	100.0		0				0.0	20	
A 1,1,2-Trichloroethane	ND	11.70	100.0		0				0.0	20	
A 1,1-Dichloroethane	ND	12.30	100.0		0				0.0	20	
A 1,1-Dichloroethene	ND	8.080	100.0		0				0.0	20	
A 1,2,4-Trichlorobenzene	ND	5.260	100.0		0				0.0	20	
A 1,2,4-Trimethylbenzene	ND	4.580	100.0		0				0.0	20	
A 1,2-Dibromoethane	ND	5.120	100.0		0				0.0	20	
A 1,2-Dichloro-1,1,2,2-tetrafluoroethane	ND	12.50	100.0		0				0.0	20	
A 1,2-Dichlorobenzene	ND	4.340	100.0		0				0.0	20	
A 1,2-Dichloroethane	ND	6.040	100.0		0				0.0	20	
A 1,2-Dichloropropane	ND	13.50	100.0		0				0.0	20	
A 1,3,5-Trimethylbenzene	ND	9.660	100.0		0				0.0	20	
A 1,3-Dichlorobenzene	ND	12.00	100.0		0				0.0	20	
A 1,4-Dichlorobenzene	ND	11.30	100.0		0				0.0	20	
A Benzene	ND	4.660	100.0		0				0.0	20	
A Benzyl chloride	ND	10.00	100.0		0				0.0	20	
A Bromomethane	ND	7.780	100.0		0				0.0	20	
A Carbon tetrachloride	ND	30.40	100.0		0				0.0	20	
A Chlorobenzene	ND	11.20	100.0		0				0.0	20	
A Chloroethane	ND	12.70	100.0		0				0.0	20	

Definitions:

- * - Recovery outside QC limits
- DNI - Did not Ignite
- M - Matrix Spike Recovery outside limits
- NP - Petroleum Pattern is not present
- B - Analyte found in Method blank
- E - Result exceeds Highest Calibration Standard
- N - Single Column Analysis
- P - Post Spike Recovery outside limits
- D - Diluted due to matrix or extended target compounds
- II - Value Exceeds Maximum Contaminant Level
- NC - Not Calculated
- R - RPD outside recovery limits
- DF - Dilution Factor
- J - Estimated value
- ND - Not Detected at the Reporting Limit

Footnotes: 1 - Represents RSD Limit for Quad Analysis RL - Reporting Limit



Analytical Services Center
 International Specialists in Environmental Analysis
 4493 Walden Avenue
 Lancaster, New York 14086

Laboratory Results

NYS ELAP ID# 10486
 Phone: (716) 685-8080

CLIENT: E and E Buffalo Office
Work Order: 0405005
Project: Mr. C's Dry Cleaners

QC SUMMARY REPORT
 Sample Duplicate

VOCs in Air by GCMS Method TO-14A

Sample ID: 0405005-03A Client Sample ID: GAC INFLUENT Test Code: 1_TO14_A Units: ppbv
 Run Batch ID: JAKE_040505A SeqNo: 953044 Analysis Date: 5/5/2004 12:07:00 PM Prep Batch ID: 040505401r DF: 20 DL_No: 1
 Prep Date:

Analyte Type / Name	Result	MDL	RL	Spike Value	Orig Result	%REC	LowLimit	HighLimit	RPD	RPD Limit 1	Qual
A Chloroform	ND	16.10	100.0		0				0.0	20	
A Chloromethane	ND	10.90	100.0		0				0.0	20	
A cis-1,2-Dichloroethene	ND	8.320	100.0		0				0.0	20	
A cis-1,3-Dichloropropene	ND	5.940	100.0		0				0.0	20	
A Dichlorodifluoromethane	ND	11.10	100.0		0				0.0	20	
A Ethylbenzene	ND	4.500	100.0		0				0.0	20	
A Hexachlorobutadiene	ND	4.440	100.0		0				0.0	20	
A m,p-Xylene	ND	23.60	200.0		0				0.0	20	
A Methylene chloride	ND	10.90	100.0		0				0.0	20	
A o-Xylene	ND	11.80	100.0		0				0.0	20	
A Styrene	ND	10.90	100.0		0				0.0	20	
A Tetrachloroethene	700.8	11.40	100.0		680.9				2.9	20	
A Toluene	ND	10.70	100.0		0				0.0	20	
A trans-1,2-Dichloroethene	ND	4.060	100.0		0				0.0	20	
A trans-1,3-Dichloropropene	ND	7.600	100.0		0				0.0	20	
A Trichloroethene	21.10	10.70	100.0		21.96				4.0	20	J
A Trichlorofluoromethane	5.720	4.280	100.0		6.140				7.1	20	JB
A Vinyl chloride	ND	7.920	100.0		0				0.0	20	
A Xylenes, Total	ND	33.40	300.0		0				0.0	20	
S 1,2-Dichloroethane-d4	204.6	0	0	200.0	0	102	80	120	0.0	0	
S 4-Bromofluorobenzene	193.7	0	0	200.0	0	97	80	120	0.0	0	
S Toluene-d8	205.6	0	0	200.0	0	103	80	120	0.0	0	

Definitions:

- * - Recovery outside QC limits
- DNI - Did not Ignite
- M - Matrix Spike Recovery outside limits
- NP - Petroleum Pattern is not present
- B - Analyte found in Method blank
- E - Result exceeds Highest Calibration Standard
- N - Single Column Analysis
- P - Post Spike Recovery outside limits
- D - Diluted due to matrix or extended target compounds
- H - Value Exceeds Maximum Contaminant Level
- NC - Not Calculated
- R - RPD outside recovery limits
- DF - Dilution Factor
- J - Estimated value
- ND - Not Detected at the Reporting Limit

Footnotes: 1 - Represents RSD Limit for Quad Analysis RL - Reporting Limit



Analytical Services Center
International Specialists in Environmental Analysis
4493 Walden Avenue
Lancaster, New York 14086

Laboratory Results

NYS ELAP ID#: 10486
Phone: (716) 685-8080

CLIENT: E and E Buffalo Office
Work Order: 0405005
Project: Mr. C's Dry Cleaners
Test Code: 1_TO14_A
Batch ID: JAKE_040504A

QC SUMMARY REPORT SURROGATE RECOVERIES

Volatile Organics in Air by Method TO-14A

Sample ID	Type	BR4FBZ	BZMED8	DCA12D4					
0405005-04A	SAMP	95	101	103					
MB-1754-60-2	MBLK	96	101	103					

Acronym	Surrogate	QC Limits
BR4FBZ	= 4-Bromofluorobenzene	80-120
BZMED8	= Toluene-d8	80-120
DCA12D4	= 1,2-Dichloroethane-d4	80-120

* Surrogate recovery outside acceptance limits

D - Diluted due to matrix or extended target compounds



Analytical Services Center
International Specialists in Environmental Analysis
4493 Walden Avenue
Lancaster, New York 14086

Laboratory Results

NYS ELAP ID#: 10486
Phone: (716) 685-8080

CLIENT: E and E Buffalo Office
Work Order: 0405005
Project: Mr. C's Dry Cleaners
Test Code: 1_TO14_A
Batch ID: JAKE_040505A

QC SUMMARY REPORT SURROGATE RECOVERIES

Volatile Organics in Air by Method TO-14A

Sample ID	Type	BR4FBZ	BZMED8	DCA12D4					
0405005-03A	SAMP	96	103	101					
0405005-03A	DUP	97	103	102					
0405005-03A	DL	97	105	104					
MB-1754-61-1	MBLK	95	101	100					

Acronym	Surrogate	QC Limits
BR4FBZ	= 4-Bromofluorobenzene	80-120
BZMED8	= Toluene-d8	80-120
DCA12D4	= 1,2-Dichloroethane-d4	80-120

* Surrogate recovery outside acceptance limits

D - Diluted due to matrix or extended target compounds



Analytical Services Center

International Specialists in Environmental Analysis

4493 Walden Avenue

Lancaster, New York 14086

Laboratory Results

NYS ELAP ID# 10486

Phone: (716) 685-8080

Client: E and E Buffalo Office

Lab Order: 0405005

Project: Mr. C's Dry Cleaners

Lab ID: 0405005-01A

Sample Type: SAMP

Matrix: Water

Client Sample ID: AS INFLUENT

Alt. Client ID:

Collection Date: 5/3/2004 9:47:00 AM % Moist:

Test Code: 1_8260B_5030B_TCL_LL_W

LOW LEVEL VOCS BY METHOD 8260B

Method: SW8260B

Prep Method: SW5030B_LL

Analyte	Result	Q	Limit	Units	DF	Date Analyzed	Run Batch ID	Analyst
1,1,1-Trichloroethane	ND		1.00	µg/L	1	5/5/2004 12:28:00 PM	LINUS_040505A	DWW
1,1,2,2-Tetrachloroethane	ND		1.00	µg/L	1			
1,1,2-Trichloro-1,2,2-trifluoroethane	ND		1.00	µg/L	1			
1,1,2-Trichloroethane	ND		1.00	µg/L	1			
1,1-Dichloroethane	0.355	J	1.00	µg/L	1			
1,1-Dichloroethene	0.475	J	1.00	µg/L	1			
1,2,4-Trichlorobenzene	ND		1.00	µg/L	1			
1,2-Dibromo-3-chloropropane	ND		5.00	µg/L	1			
1,2-Dibromoethane	ND		1.00	µg/L	1			
1,2-Dichlorobenzene	ND		1.00	µg/L	1			
1,2-Dichloroethane	ND		1.00	µg/L	1			
1,2-Dichloropropane	ND		1.00	µg/L	1			
1,3-Dichlorobenzene	ND		1.00	µg/L	1			
1,4-Dichlorobenzene	ND		1.00	µg/L	1			
Butanone	ND		5.00	µg/L	1			
2-Hexanone	ND		5.00	µg/L	1			
4-Methyl-2-pentanone	ND		5.00	µg/L	1			
Acetone	ND		5.00	µg/L	1			
Benzene	ND		1.00	µg/L	1			
Bromodichloromethane	ND		1.00	µg/L	1			
Bromoform	ND		1.00	µg/L	1			
Bromomethane	ND		2.00	µg/L	1			
Carbon disulfide	ND		5.00	µg/L	1			
Carbon tetrachloride	ND		1.00	µg/L	1			
Chlorobenzene	ND		1.00	µg/L	1			
Chloroethane	ND		2.00	µg/L	1			
Chloroform	0.270	J	1.00	µg/L	1			
Chloromethane	ND		2.00	µg/L	1			
cis-1,2-Dichloroethene	8.20		1.00	µg/L	1			
cis-1,3-Dichloropropene	ND		1.00	µg/L	1			
Cyclohexane	ND		1.00	µg/L	1			
Dibromochloromethane	ND		1.00	µg/L	1			
Dichlorodifluoromethane	ND		5.00	µg/L	1			
Ethylbenzene	ND		1.00	µg/L	1			
Isopropylbenzene	ND		1.00	µg/L	1			
Methyl acetate	ND		1.00	µg/L	1			
Methyl tert-butyl ether	32.6		1.00	µg/L	1			

Definitions:

Recovery outside QC limits

D - Dilution Factor

H - Value Exceeds Maximum Contaminant Level

N - Single Column Analysis

NP - Petroleum Pattern is not present

B - Analyte found in Method blank

DNI - Did not Ignite

J - Estimated value

NC - Not Calculated

P - Post Spike Recovery outside limits

D - Diluted due to matrix or extended target compounds


E - Result exceeds Highest Calibration Standard

M - Matrix Spike Recovery outside limits

ND - Not Detected at the Reporting Limit

R - RPD outside recovery limits

31



Analytical Services Center

International Specialists in Environmental Analysis

4493 Walden Avenue

Lancaster, New York 14086

Laboratory Results

NYS ELAP ID# 10486

Phone: (716) 685-8080

Client: E and E Buffalo Office

Client Sample ID: AS INFLUENT

Lab Order: 0405005

Alt. Client ID:

Project: Mr. C's Dry Cleaners

Collection Date: 5/3/2004 9:47:00 AM % Moist:

Lab ID: 0405005-01A

Sample Type: SAMP

Matrix: Water

Test Code: 1_8260B_5030B_TCL_LL_W

LOW LEVEL VOCS BY METHOD 8260B

Method: SW8260B

Prep Method: SW5030B_LL

Analyte	Result	Q	Limit	Units	DF	Date Analyzed	Run Batch ID	Analyst
Methylcyclohexane	ND		1.00	µg/L	1			
Methylene chloride	ND		1.00	µg/L	1			
Styrene	ND		1.00	µg/L	1			
Tetrachloroethene	2600		100	µg/L	100	5/7/2004 12:09:00 PM	LINUS_040507A	RMJ
Toluene	ND		1.00	µg/L	1	5/5/2004 12:28:00 PM	LINUS_040505A	DWW
trans-1,2-Dichloroethene	ND		1.00	µg/L	1			
trans-1,3-Dichloropropene	ND		1.00	µg/L	1			
Trichloroethene	64.1	J	100	µg/L	100	5/7/2004 12:09:00 PM	LINUS_040507A	RMJ
Trichlorofluoromethane	ND		1.00	µg/L	1	5/5/2004 12:28:00 PM	LINUS_040505A	DWW
Vinyl chloride	ND		1.00	µg/L	1			
Xylenes, Total	ND		1.00	µg/L	1			
Surr:1,2-Dichloroethane-d4	87		70 - 128	%REC	1	5/5/2004 12:28:00 PM	LINUS_040505A	DWW
Surr:4-Bromofluorobenzene	93		80 - 119	%REC	1			
Surr:Dibromofluoromethane	91		85 - 110	%REC	1			
Surr:Toluene-d8	92		83 - 110	%REC	1			

Definitions:

- Recovery outside QC limits

B - Analyte found in Method blank

D - Diluted due to matrix or extended target compounds

- Dilution Factor

DNI - Did not Ignite

E - Result exceeds Highest Calibration Standard

H - Value Exceeds Maximum Contaminant Level

J - Estimated value

M - Matrix Spike Recovery outside limits

N - Single Column Analysis

NC - Not Calculated

ND - Not Detected at the Reporting Limit

NP - Petroleum Pattern is not present

P - Post Spike Recovery outside limits

R - RPD outside recovery limits

32



Analytical Services Center

International Specialists in Environmental Analysis

4493 Walden Avenue

Lancaster, New York 14086

Laboratory Results

NYS ELAP ID# 10486

Phone: (716) 685-8080

CLIENT: E and E Buffalo Office

Client Sample ID: AS INFLUENT

Lab Order: 0405005

Alt. Client ID:

Project: Mr. C's Dry Cleaners

Collection Date: 5/3/2004 9:47:00 AM

Lab ID: 0405005-01A

Sample Type: SAMP

Matrix: WATER

% Moist:

TENTATIVELY IDENTIFIED COMPOUNDS

CAS NUMBER	COMPOUND NAME	RT	EST. CONC.	Q	Units	DF	Quality(%)	Date Analyzed	Run Batch ID	Analyst
------------	---------------	----	------------	---	-------	----	------------	---------------	--------------	---------

LOW LEVEL VOCS BY METHOD 8260B

1 8260B 5030B TCL LL W

994-05-8	Butane, 2-methoxy-2-methyl-	8.62	2	NJ	µg/L	1	72	5/5/2004 12:28:00 PM	LINUS_040505A	
----------	-----------------------------	------	---	----	------	---	----	----------------------	---------------	--

Number TICs Found: 1

Definitions:

Recovery outside QC limits

DF - Dilution Factor

H - Value Exceeds Maximum Contaminant Level

N - Single Column Analysis

NP - Petroleum Pattern is not present

B - Analyte found in Method blank

DNI - Did not Ignite

J - Estimated value

NC - Not Calculated

P - Post Spike Recovery outside limits

D - Diluted due to matrix or extended target compounds

E - Result exceeds Highest Calibration Standard

M - Matrix Spike Recovery outside limits

ND - Not Detected at the Reporting Limit

R - RPD outside recovery limits



Analytical Services Center

International Specialists in Environmental Analysis

4493 Walden Avenue
Lancaster, New York 14086

Laboratory Results

NYS ELAP ID# 10486

Phone: (716) 685-8080

Client: E and E Buffalo Office

Client Sample ID: AS EFFLUENT

Lab Order: 0405005

Alt. Client ID:

Project: Mr. C's Dry Cleaners

Collection Date: 5/3/2004 9:58:00 AM % Moist:

Lab ID: 0405005-02A

Sample Type: SAMP

Matrix: Water

Test Code: 1_8260B_5030B_TCL_LL_W

LOW LEVEL VOCs BY METHOD 8260B

Method: SW8260B

Prep Method: SW5030B_LL

Analyte	Result	Q	Limit	Units	DF	Date Analyzed	Run Batch ID	Analyst
1,1,1-Trichloroethane	ND		1.00	µg/L	1	5/5/2004 2:06:00 PM	LINUS_040505A	DWW
1,1,2,2-Tetrachloroethane	ND		1.00	µg/L	1			
1,1,2-Trichloro-1,2,2-trifluoroethane	ND		1.00	µg/L	1			
1,1,2-Trichloroethane	ND		1.00	µg/L	1			
1,1-Dichloroethane	ND		1.00	µg/L	1			
1,1-Dichloroethene	ND		1.00	µg/L	1			
1,2,4-Trichlorobenzene	ND		1.00	µg/L	1			
1,2-Dibromo-3-chloropropane	ND		5.00	µg/L	1			
1,2-Dibromoethane	ND		1.00	µg/L	1			
1,2-Dichlorobenzene	ND		1.00	µg/L	1			
1,2-Dichloroethane	ND		1.00	µg/L	1			
1,2-Dichloropropane	ND		1.00	µg/L	1			
1,3-Dichlorobenzene	ND		1.00	µg/L	1			
1,4-Dichlorobenzene	ND		1.00	µg/L	1			
2-Pentanone	ND		5.00	µg/L	1			
2-Hexanone	ND		5.00	µg/L	1			
4-Methyl-2-pentanone	ND		5.00	µg/L	1			
Acetone	ND		5.00	µg/L	1			
Benzene	ND		1.00	µg/L	1			
Bromodichloromethane	ND		1.00	µg/L	1			
Bromoform	ND		1.00	µg/L	1			
Bromomethane	ND		2.00	µg/L	1			
Carbon disulfide	ND		5.00	µg/L	1			
Carbon tetrachloride	ND		1.00	µg/L	1			
Chlorobenzene	ND		1.00	µg/L	1			
Chloroethane	ND		2.00	µg/L	1			
Chloroform	ND		1.00	µg/L	1			
Chloromethane	ND		2.00	µg/L	1			
cis-1,2-Dichloroethene	ND		1.00	µg/L	1			
cis-1,3-Dichloropropene	ND		1.00	µg/L	1			
Cyclohexane	ND		1.00	µg/L	1			
Dibromochloromethane	ND		1.00	µg/L	1			
Dichlorodifluoromethane	ND		5.00	µg/L	1			
Ethylbenzene	ND		1.00	µg/L	1			
Isopropylbenzene	ND		1.00	µg/L	1			
Methyl acetate	ND		1.00	µg/L	1			
Methyl tert-butyl ether	3.00		1.00	µg/L	1			

Definitions:

Recovery outside QC limits

Dilution Factor

H - Value Exceeds Maximum Contaminant Level

N - Single Column Analysis

NP - Petroleum Pattern is not present

B - Analyte found in Method blank

DNI - Did not Ignite

J - Estimated value

NC - Not Calculated

P - Post Spike Recovery outside limits


D - Diluted due to matrix or extended target compounds

E - Result exceeds Highest Calibration Standard

M - Matrix Spike Recovery outside limits

ND - Not Detected at the Reporting Limit

R - RPD outside recovery limits



Analytical Services Center

International Specialists in Environmental Analysis

4493 Walden Avenue

Lancaster, New York 14086

Laboratory Results

NYS ELAP ID# 10486

Phone: (716) 685-8080

Client: E and E Buffalo Office

Client Sample ID: AS EFFLUENT

Lab Order: 0405005

Alt. Client ID:

Project: Mr. C's Dry Cleaners

Collection Date: 5/3/2004 9:58:00 AM % Moist:

Lab ID: 0405005-02A

Sample Type: SAMP

Matrix: Water

Test Code: 1_8260B_5030B_TCL_LL_W

LOW LEVEL VOCs BY METHOD 8260B

Method: SW8260B

Prep Method: SW5030B_LL

Analyte	Result	Q	Limit	Units	DF	Date Analyzed	Run Batch ID	Analyst
Methylcyclohexane	ND		1.00	µg/L	1			
Methylene chloride	ND		1.00	µg/L	1			
Styrene	ND		1.00	µg/L	1			
Tetrachloroethene	10.3		1.00	µg/L	1			
Toluene	ND		1.00	µg/L	1			
trans-1,2-Dichloroethene	ND		1.00	µg/L	1			
trans-1,3-Dichloropropene	ND		1.00	µg/L	1			
Trichloroethene	0.394	J	1.00	µg/L	1			
Trichlorofluoromethane	ND		1.00	µg/L	1			
Vinyl chloride	ND		1.00	µg/L	1			
Xylenes, Total	ND		1.00	µg/L	1			
Surr:1,2-Dichloroethane-d4	87		70 - 128	%REC	1	5/5/2004 2:06:00 PM	LINUS_040505A	DWW
Surr:4-Bromofluorobenzene	93		80 - 119	%REC	1			
Surr:Dibromofluoromethane	89		85 - 110	%REC	1			
Surr:Toluene-d8	94		83 - 110	%REC	1			

Definitions:

Recovery outside QC limits

B - Analyte found in Method blank

D - Diluted due to matrix or extended target compounds

- Dilution Factor

DNI - Did not Ignite

E - Result exceeds Highest Calibration Standard

H - Value Exceeds Maximum Contaminant Level

J - Estimated value

M - Matrix Spike Recovery outside limits

N - Single Column Analysis

NC - Not Calculated

ND - Not Detected at the Reporting Limit

NP - Petroleum Pattern is not present

P - Post Spike Recovery outside limits

R - RPD outside recovery limits



Analytical Services Center

International Specialists in Environmental Analysis

4493 Walden Avenue

Lancaster, New York 14086

Laboratory Results

NYS ELAP ID# 10486

Phone: (716) 685-8080

CLIENT: E and E Buffalo Office

Client Sample ID: AS EFFLUENT

Lab Order: 0405005

Alt. Client ID:

Project: Mr. C's Dry Cleaners

Collection Date: 5/3/2004 9:58:00 AM

Lab ID: 0405005-02A

Sample Type: SAMP

Matrix: WATER

% Moist:

TENTATIVELY IDENTIFIED COMPOUNDS

CAS NUMBER	COMPOUND NAME	RT	EST. CONC.	Q	Units	DF	Quality(%)	Date Analyzed	Run	Batch ID	Analyst
------------	---------------	----	------------	---	-------	----	------------	---------------	-----	----------	---------

LOW LEVEL VOCS BY METHOD 8260B

1 8260B 5030B TCL LL W

NO TENTATIVELY IDENTIFIED COMPOUNDS

Definitions:

Recovery outside QC limits

DF - Dilution Factor

H - Value Exceeds Maximum Contaminant Level

N - Single Column Analysis

NP - Petroleum Pattern is not present

B - Analyte found in Method blank

DNI - Did not Ignite

J - Estimated value

NC - Not Calculated

P - Post Spike Recovery outside limits

D - Diluted due to matrix or extended target compounds

E - Result exceeds Highest Calibration Standard

M - Matrix Spike Recovery outside limits

ND - Not Detected at the Reporting Limit

R - RPD outside recovery limits



Analytical Services Center

International Specialists in Environmental Analysis

4493 Walden Avenue

Lancaster, New York 14086

a division of
ecology and environment, inc.

Laboratory Results

NYS ELAP ID# 10486

Phone: (716) 685-8080

CLIENT: E and E Buffalo Office

Work Order: 0405005

Project: Mr. C's Dry Cleaners

QC SUMMARY REPORT

Method Blank

VOCs, Low Level by GCMS Method 8260B

Sample ID: **MB-1777-47-1** Client Sample ID: **954281** Test Code: **1_8260B_5030B_TCL_LL_W** Units: **µg/L**

Run Batch ID: **LINUS_040505A** SeqNo: **954281** Analysis Date: **5/5/2004 11:55:00 AM** Prep Batch ID: **040505412r** Prep Date: **1** DL_No: **1**

Analyte Type / Name Result MDL Spike Value Orig Result %REC LowLimit HighLimit RPD RPD Limit¹ Qual

A	1,1,1-Trichloroethane	ND	0.1230	1.000							
A	1,1,2,2-Tetrachloroethane	ND	0.1710	1.000							
A	1,1,2-Trichloro-1,2,2-trifluoroethane	ND	0.2720	1.000							
A	1,1,2-Trichloroethane	ND	0.1390	1.000							
A	1,1-Dichloroethane	ND	0.1170	1.000							
A	1,1-Dichloroethene	ND	0.1370	1.000							
A	1,2,4-Trichlorobenzene	ND	0.1450	1.000							
A	1,2-Dibromo-3-chloropropane	ND	0.3730	5.000							
A	1,2-Dibromoethane	ND	0.1260	1.000							
A	1,2-Dichlorobenzene	ND	0.08000	1.000							
A	1,2-Dichloroethane	ND	0.1090	1.000							
A	1,2-Dichloropropane	ND	0.09610	1.000							
A	1,3-Dichlorobenzene	ND	0.09330	1.000							
A	1,4-Dichlorobenzene	ND	0.1010	1.000							
A	2-Butanone	ND	0.8150	5.000							
A	2-Hexanone	ND	0.1870	5.000							
A	4-Methyl-2-pentanone	ND	0.3930	5.000							
A	Acetone	ND	1.730	5.000							
A	Benzene	ND	0.1040	1.000							
A	Bromodichloromethane	ND	0.1410	1.000							
A	Bromoform	ND	0.09900	1.000							
A	Bromomethane	ND	0.1010	2.000							

637

Definitions:

* - Recovery outside QC limits

DN1 - Did not ignite

M - Matrix Spike Recovery outside limits

NP - Petroleum Pattern is not present

B - Analyte found in Method blank

E - Result exceeds Highest Calibration Standard

N - Single Column Analysis

P - Post-Spike Recovery outside limits

Footnotes: I - Represents RSD Limit for Quad Analysis RL - Reporting Limit

D - Diluted due to matrix or extended target compounds

H - Value Exceeds Maximum Contaminant Level

NC - Not Calculated

R - RPD outside recovery limits

DF - Dilution Factor

J - Estimated value

ND - Not Detected at the Reporting Limit



Analytical Services Center
 International Specialists in Environmental Analysis
 4493 Walden Avenue
 Lancaster, New York 14086

Laboratory Results

NYS ELAP ID# 10486
 Phone: (716) 685-8080

CLIENT: E and E Buffalo Office
Work Order: 0405005
Project: Mr. C's Dry Cleaners

QC SUMMARY REPORT

Method Blank

VOCs, Low Level by GCMS Method 8260B
 Sample ID: MB-1777-47-1 Client Sample ID: Units: µg/L
 Run Batch ID: LINUS_040505A SeqNo: 954281 Analysis Date: 5/5/2004 11:55:00 AM Prep Batch ID: 040505412r
 Analyte Type / Name Result MDL RL Spike Value Orig Result %REC LowLimit HighLimit RPD RPD Limit 1 Qual

Analyte Type / Name	Result	MDL	RL	Spike Value	Orig Result	%REC	LowLimit	HighLimit	RPD	RPD Limit 1	Qual
A Carbon disulfide	ND	0.1180	5.000								
A Carbon tetrachloride	ND	0.1110	1.000								
A Chlorobenzene	ND	0.1150	1.000								
A Chloroethane	ND	0.1210	2.000								
A Chloroform	ND	0.1200	1.000								
A Chloromethane	ND	0.1420	2.000								
A cis-1,2-Dichloroethene	ND	0.09900	1.000								
A cis-1,3-Dichloropropene	ND	0.1040	1.000								
A Cyclohexane	ND	0.09990	1.000								
A Dibromochloromethane	ND	0.08740	1.000								
A Dichlorodifluoromethane	ND	0.3040	5.000								
A Ethylbenzene	ND	0.1640	1.000								
A Isopropylbenzene	ND	0.1010	1.000								
A Methyl acetate	ND	0.3870	1.000								
A Methyl tert-butyl ether	ND	0.1090	1.000								
A Methylcyclohexane	ND	0.1070	1.000								
A Methylene chloride	ND	0.1280	1.000								
A Styrene	ND	0.1180	1.000								
A Tetrachloroethene	ND	0.1410	1.000								
A Toluene	ND	0.1190	1.000								
A trans-1,2-Dichloroethene	ND	0.1280	1.000								
A trans-1,3-Dichloropropene	ND	0.1120	1.000								

Test Code: 1_8260B_5030B_TCL_LL_W
DF: 1 **DL_No:** 1
Prep Date:
HighLimit
LowLimit
%REC
RPD
RPD Limit 1
Qual

Definitions:
 * - Recovery outside QC limits
 DNI - Did not Ignite
 M - Matrix Spike Recovery outside limits
 NP - Petroleum Pattern is not present
 B - Analyte found in Method blank
 E - Result exceeds Highest Calibration Standard
 N - Single Column Analysis
 P - Post Spike Recovery outside limits
 D - Diluted due to matrix or extended target compounds
 H - Value Exceeds Maximum Contaminant Level
 NC - Not Calculated
 R - RPD outside recovery limits
 DF - Dilution Factor
 J - Estimated value
 ND - Not Detected at the Reporting Limit

Footnotes: 1 - Represents RSD Limit for Quad Analysis RL - Reporting Limit
 Ecology & Environment Inc. LIMS Version #: 3.1.11.4 - 5/19/2004 4:30:00 PM



Analytical Services Center
 International Specialists in Environmental Analysis
 4493 Walden Avenue
 Lancaster, New York 14086

Laboratory Results

NYS ELAP ID# 10486
 Phone: (716) 685-8080

QC SUMMARY REPORT
 Method Blank

CLIENT: E and E Buffalo Office
Work Order: 0405005
Project: Mr. C's Dry Cleaners

VOCs, Low Level by GCMS Method 8260B

Sample ID: **MB-1777-47-1** Client Sample ID:

Run Batch ID: **LINUS_040505A** SeqNo: **954281**

Analysis Date: **5/5/2004 11:55:00 AM**

Prep Batch ID: **040505412r**

Test Code: **1_8260B_5030B_TCL_LL_W** Units: **µg/L**

DF: **1** DL_No: **1**

Prep Date:

Analyte Type / Name	Result	MDL	RL	Spike Value	Orig Result	%REC	LowLimit	HighLimit	RPD	RPD Limit	Qual
A Trichloroethene	ND	0.1630	1.000								
A Trichlorofluoromethane	ND	0.1850	1.000								
A Vinyl chloride	ND	0.1190	1.000								
A Xylenes, Total	ND	0.3070	1.000								
S 1,2-Dichloroethane-d4	8.648	0	0			86	70	128			
S 4-Bromofluorobenzene	9.329	0	0			93	80	119			
S Dibromofluoromethane	8.917	0	0			89	85	110			
S Toluene-d8	9.571	0	0			96	83	110			

Definitions:

* - Recovery outside QC limits
 DNI - Did not Ignite
 M - Matrix Spike Recovery outside limits
 NP - Petroleum Pattern is not present

B - Analyte found in Method blank
 E - Result exceeds Highest Calibration Standard
 N - Single Column Analysis
 P - Post Spike Recovery outside limits

D - Diluted due to matrix or extended target compounds
 H - Value Exceeds Maximum Contaminant Level
 NC - Not Calculated
 R - RPD outside recovery limits

DF - Dilution Factor
 J - Estimated value
 ND - Not Detected at the Reporting Limit

Footnotes: 1 - Represents RSD Limit for Quad Analysis RL - Reporting Limit



Analytical Services Center
 International Specialists in Environmental Analysis
 4493 Walden Avenue
 Lancaster, New York 14086

Laboratory Results

NYS ELAP ID# 10486
 Phone: (716) 685-8080

CLIENT: E and E Buffalo Office
Work Order: 0405005
Project: Mr. C's Dry Cleaners

QC SUMMARY REPORT

Laboratory Control Spike

VOCs, Low Level by GCMS Method 8260B

Sample ID: **LCS-1777-47-1** Client Sample ID: _____

Run Batch ID: **LINUS_040505A**

SeqNo: **963957**

Analysis Date: **5/5/2004 11:22:00 AM**

Prep Batch ID: **040505412r**

Test Code: **1_8260B_5030B_TCL_LL_W** Units: **µg/L**

DF: **1** DL_No: **1**

Prep Date: _____

Analyte Type / Name	Result	MDL	RL	Spike Value	Orig Result	%REC	LowLimit	HighLimit	RPD	RPD Limit ¹	Qual
A 1,1-Dichloroethene	11.31	0.1370	1.000	10.00	0	113	80	120			
A Benzene	10.80	0.1040	1.000	10.00	0	108	80	120			
A Chlorobenzene	10.34	0.1150	1.000	10.00	0	103	80	120			
A Toluene	10.42	0.1190	1.000	10.00	0	104	80	120			
A Trichloroethene	10.74	0.1630	1.000	10.00	0	107	80	120			
S 1,2-Dichloroethane-d4	8.677	0	0	10.00	0	87	70	128			
S 4-Bromofluorobenzene	9.262	0	0	10.00	0	93	80	119			
S Dibromofluoromethane	9.120	0	0	10.00	0	91	85	110			
S Toluene-d8	9.424	0	0	10.00	0	94	83	110			

Definitions:

A - Recovery outside QC limits
B - Analyte found in Method blank
C - Did not Ignite
D - Matrix Spike Recovery outside limits
E - Petroleum Pattern is not present

F - Recovery found in Method blank
G - Result exceeds Highest Calibration Standard
H - Single Column Analysis
I - Post Spike Recovery outside limits
J - Reporting Limit

K - Diluted due to matrix or extended target compounds
L - Value Exceeds Maximum Contaminant Level
M - Not Calculated
N - RPD outside recovery limits

O - Dilution Factor
P - Estimated value
Q - Not Detected at the Reporting Limit

Footnotes: 1 - Represents RSD Limit for Quad Analysis



Analytical Services Center
 International Specialists in Environmental Analysis
 4493 Walden Avenue
 Lancaster, New York 14086

Laboratory Results

NYS ELAP ID#: 10486
 Phone: (716) 685-8080

CLIENT: E and E Buffalo Office
Work Order: 0405005
Project: Mr. C's Dry Cleaners
Test Code: 1_8260B_5030B_TCL_LL_W
Batch ID: LINUS_040505A

QC SUMMARY REPORT
SURROGATE RECOVERIES
 Low Level VOCs by Method 8260B

Sample ID	Type	BR4FBZ	BZMED8	DBFM	DCA12D4				
0405005-01A	SAMP	93	92	91	87				
0405005-02A	SAMP	93	94	89	87				
LCS-1777-47-1	LCS	93	94	91	87				
MB-1777-47-1	MBLK	93	96	89	86				

Acronym	Surrogate	QC Limits
BR4FBZ	= 4-Bromofluorobenzene	80-119
BZMED8	= Toluene-d8	83-110
DBFM	= Dibromofluoromethane	85-110
DCA12D4	= 1,2-Dichloroethane-d4	70-128

* Surrogate recovery outside acceptance limits

D - Diluted due to matrix or extended target compounds

METALS



Analytical Services Center

International Specialists in Environmental Analysis

4493 Walden Avenue

Lancaster, New York 14086

Laboratory Results

NYS ELAP ID# 10486

Phone: (716) 685-8080

Client: E and E Buffalo Office

Client Sample ID: AS INFLUENT

Lab Order: 0405005

Alt. Client ID:

Project: Mr. C's Dry Cleaners

Collection Date: 5/3/2004 9:47:00 AM % Moist:

Lab ID: 0405005-01B

Sample Type: SAMP

Matrix: Water

Test Code: 1_6010B_TAL_W

ICP METALS ANALYSIS BY METHOD 6010B

Method: SW6010B

Prep Method: SW3010A

Analyte	Result	Q	Limit	Units	DF	Date Analyzed	Run Batch ID	Analyst
Aluminum	ND		200	µg/L	1	5/13/2004 4:41:38 PM	OPTIMA4300_040513E	CMO
Calcium	145000		1500	µg/L	1			
Cobalt	ND		20.0	µg/L	1			
Copper	ND		20.0	µg/L	1			
Iron	954		200	µg/L	1			
Lead	ND		5.00	µg/L	1			
Magnesium	23100		1500	µg/L	1			
Manganese	313		10.0	µg/L	1			
Nickel	ND		20.0	µg/L	1			
Potassium	6530		1500	µg/L	1			
Silver	ND		10.0	µg/L	1			
Sodium	243000		1500	µg/L	1			
Vanadium	ND		20.0	µg/L	1			
Zinc	ND		20.0	µg/L	1			

Definitions:

overly outside QC limits

DF - Dilution Factor

H - Value Exceeds Maximum Contaminant Level

N - Single Column Analysis

NP - Petroleum Pattern is not present

B - Analyte found in Method blank

DNI - Did not Ignite

J - Estimated value

NC - Not Calculated

P - Post Spike Recovery outside limits

D - Diluted due to matrix or extended target compounds

E - Result exceeds Highest Calibration Standard

M - Matrix Spike Recovery outside limits

ND - Not Detected at the Reporting Limit

R - RPD outside recovery limits



Analytical Services Center

International Specialists in Environmental Analysis

4493 Walden Avenue

Lancaster, New York 14086

Laboratory Results

NYS ELAP ID# 10486

Phone: (716) 685-8080

Client: E and E Buffalo Office

Client Sample ID: AS EFFLUENT

Lab Order: 0405005

Alt. Client ID:

Project: Mr. C's Dry Cleaners

Collection Date: 5/3/2004 9:58:00 AM % Moist:

Lab ID: 0405005-02B

Sample Type: SAMP

Matrix: Water

Test Code: 1_6010B_TAL_W

ICP METALS ANALYSIS BY METHOD 6010B

Method: SW6010B

Prep Method: SW3010A

Analyte	Result	Q	Limit	Units	DF	Date Analyzed	Run Batch ID	Analyst
Aluminum	ND		200	µg/L	1	5/13/2004 4:45:44 PM	OPTIMA4300_040513E	CMO
Calcium	148000		1500	µg/L	1			
Cobalt	ND		20.0	µg/L	1			
Copper	36.9		20.0	µg/L	1			
Iron	910		200	µg/L	1			
Lead	ND		5.00	µg/L	1			
Magnesium	23300		1500	µg/L	1			
Manganese	282		10.0	µg/L	1			
Nickel	ND		20.0	µg/L	1			
Potassium	6350		1500	µg/L	1			
Silver	ND		10.0	µg/L	1			
Sodium	245000		1500	µg/L	1			
Vanadium	ND		20.0	µg/L	1			
Zinc	42.1		20.0	µg/L	1			

Definitions:

Recovery outside QC limits

DF - Dilution Factor

H - Value Exceeds Maximum Contaminant Level

N - Single Column Analysis

NP - Petroleum Pattern is not present

B - Analyte found in Method blank

DNI - Did not Ignite

J - Estimated value

NC - Not Calculated

P - Post Spike Recovery outside limits

D - Diluted due to matrix or extended target compounds

E - Result exceeds Highest Calibration Standard

M - Matrix Spike Recovery outside limits

ND - Not Detected at the Reporting Limit

R - RPD outside recovery limits

45



Analytical Services Center
 International Specialists in Environmental Analysis
 4493 Walden Avenue
 Lancaster, New York 14086

Laboratory Results

NYS ELAP ID# 10486
 Phone: (716) 685-8080

CLIENT: E and E Buffalo Office

Work Order: 0405005

Project: Mr. C's Dry Cleaners

QC SUMMARY REPORT
 Method Blank

Metals, TAL by ICP Method 6010B

Sample ID: **MB-200401989** Client Sample ID: **959206** Analysis Date: **5/13/2004 4:32:59 PM** Prep Batch ID: **200401989** Units: **µg/L**
 Run Batch ID: **OPTIMA4300_040513E** SeqNo: **959206** Analysis Date: **5/13/2004 4:32:59 PM** Prep Batch ID: **200401989** Prep Date: **5/11/2004**
 Analyte Type / Name Result MDL RL Spike Value Orig Result %REC LowLimit HighLimit RPD RPD Limit 1 Qual

Analyte Type / Name	Result	MDL	RL	Spike Value	Orig Result	%REC	LowLimit	HighLimit	RPD	RPD Limit 1	Qual
A Aluminum	36.73	25.20	200.0								
A Antimony	ND	6.530	20.00								
A Arsenic	ND	6.970	25.00								
A Barium	ND	0.8970	20.00								
A Beryllium	ND	0.1520	5.000								
A Cadmium	ND	0.5190	5.000								
A Calcium	ND	175.0	1500								
A Chromium	ND	0.7290	10.00								
A Cobalt	ND	0.5850	20.00								
A Copper	ND	3.340	20.00								
A Iron	ND	46.40	200.0								
A Lead	ND	4.650	5.000								
A Magnesium	ND	30.00	1500								
A Manganese	ND	1.340	10.00								
A Nickel	ND	1.610	20.00								
A Potassium	ND	149.0	1500								
A Selenium	ND	6.500	20.00								
A Silver	ND	1.180	10.00								
A Sodium	ND	47.30	1500								
A Thallium	ND	7.440	20.00								
A Vanadium	ND	2.960	20.00								
A Zinc	3.132	1.850	20.00								

Definitions:

- * - Recovery outside QC limits
- DNI - Did not Ignite
- M - Matrix Spike Recovery outside limits
- NP - Petroleum Pattern is not present
- B - Analyte found in Method blank
- E - Result exceeds Highest Calibration Standard
- N - Single Column Analysis
- P - Post Spike Recovery outside limits
- D - Diluted due to matrix or extended target compounds
- H - Value Exceeds Maximum Contaminant Level
- NC - Not Calculated
- R - RPD outside recovery limits
- DF - Dilution Factor
- J - Estimated value
- ND - Not Detected at the Reporting Limit

Footnotes: 1 - Represents RSD Limit for Quad Analysis RL - Reporting Limit



Analytical Services Center
International Specialists in Environmental Analysis

4493 Walden Avenue
Lancaster, New York 14086

Laboratory Results

NYS ELAP ID# 10486
Phone: (716) 685-8080

CLIENT: E and E Buffalo Office
Work Order: 0405005
Project: Mr. C's Dry Cleaners

QC SUMMARY REPORT
Sample Matrix Spike

Metals, TAL by ICP Method 6010B

Sample ID: 0405081-05AS Client Sample ID: RINSE 1-GW

Run Batch ID: OPTIMA4300_040513E SeqNo: 959232 Analysis Date: 5/13/2004 6:24:50 PM Prep Batch ID: 200401989

Test Code: 1_6010B_TAL_W

Units: µg/L

DF: 1 DL_No: 1

Prep Date: 5/11/2004

Analyte Type / Name Result MDL RL Spike Value Orig Result %REC LowLimit HighLimit RPD RPD Limit 1 Qual

A Aluminum	1039	25.20	200.0	1000	0	104	75	125		
A Antimony	1025	6.530	20.00	1000	0	102	75	125		
A Arsenic	1001	6.970	25.00	1000	0	100	75	125		
A Barium	1023	0.8970	20.00	1000	4.625	102	75	125		
A Beryllium	1028	0.1520	5.000	1000	0	103	75	125		
A Cadmium	1023	0.5190	5.000	1000	0	102	75	125		
A Calcium	10610	175.0	1500	10000	512.2	101	75	125		
A Chromium	1020	0.7290	10.00	1000	0	102	75	125		
A Cobalt	1070	0.5850	20.00	1000	0	107	75	125		
A Copper	997.7	3.340	20.00	1000	0	100	75	125		
A Iron	10470	46.40	200.0	10000	0	105	75	125		
A Lead	1053	4.650	5.000	1000	0	105	75	125		
A Magnesium	10420	30.00	1500	10000	0	104	75	125		
A Manganese	1045	1.340	10.00	1000	0	104	75	125		
A Nickel	1072	1.610	20.00	1000	4.737	107	75	125		
A Potassium	10240	149.0	1500	10000	0	102	75	125		
A Selenium	1020	6.500	20.00	1000	0	102	75	125		
A Silver	49.17	1.180	10.00	50.00	0	98	75	125		
A Sodium	10560	47.30	1500	10000	228.6	103	75	125		
A Thallium	1051	7.440	20.00	1000	0	105	75	125		
A Vanadium	1047	2.960	20.00	1000	0	105	75	125		
A Zinc	986.8	1.850	20.00	1000	6.443	98	75	125		

Definitions:

- * - Recovery outside QC limits
- DNI - Did not Ignite
- M - Matrix Spike Recovery outside limits
- NP - Petroleum Pattern is not present
- B - Analyte found in Method blank
- E - Result exceeds Highest Calibration Standard
- N - Single Column Analysis
- P - Post Spike Recovery outside limits
- D - Diluted due to matrix or extended target compounds
- H - Value Exceeds Maximum Contaminant Level
- NC - Not Calculated
- R - RPD outside recovery limits
- DF - Dilution Factor
- J - Estimated value
- ND - Not Detected at the Reporting Limit

Footnotes: 1 - Represents RSD Limit for Quad Analysis RL - Reporting Limit



Analytical Services Center
 International Specialists in Environmental Analysis
 4493 Walden Avenue
 Lancaster, New York 14086

Laboratory Results
 NYS ELAP ID# 10486
 Phone: (716) 685-8080

CLIENT: E and E Buffalo Office
Work Order: 0405005
Project: Mr. C's Dry Cleaners

QC SUMMARY REPORT
 Sample Matrix Spike Duplicate

Metals, TAL by ICP Method 6010B

Sample ID: 0405081-05AS1 Client Sample ID: RINSE 1-GW

Run Batch ID: OPTIMA4300_040513E SeqNo: 959233

Analysis Date: 5/13/2004 6:28:59 PM

Prep Batch ID: 200401989

DF: 1 DL_No: 1

Prep Date: 5/11/2004

Test Code: 1_6010B_TAL_W

Units: µg/L

Analyte Type / Name	Result	MDL	RL	Spike Value	Orig Result	%REC	LowLimit	HighLimit	RPD	RPD Limit	Qual
A Aluminum	1054	25.20	200.0	1000	0	105	75	125	1.4	20	
A Antimony	1044	6.530	20.00	1000	0	104	75	125	1.9	20	
A Arsenic	1015	6.970	25.00	1000	0	101	75	125	1.4	20	
A Barium	1025	0.8970	20.00	1000	4.625	102	75	125	0.1	20	
A Beryllium	1041	0.1520	5.000	1000	0	104	75	125	1.3	20	
A Cadmium	1023	0.5190	5.000	1000	0	102	75	125	0.0	20	
A Calcium	10750	175.0	1500	10000	512.2	102	75	125	1.4	20	
A Chromium	1024	0.7290	10.00	1000	0	102	75	125	0.4	20	
A Cobalt	1066	0.5850	20.00	1000	0	107	75	125	0.4	20	
A Copper	999.0	3.340	20.00	1000	0	100	75	125	0.1	20	
A Iron	10900	46.40	200.0	10000	0	109	75	125	4.1	20	
A Lead	1064	4.650	5.000	1000	0	106	75	125	1.1	20	
A Magnesium	10540	30.00	1500	10000	0	105	75	125	1.1	20	
A Manganese	1058	1.340	10.00	1000	0	106	75	125	1.3	20	
A Nickel	1076	1.610	20.00	1000	4.737	107	75	125	0.4	20	
A Potassium	10370	149.0	1500	10000	0	104	75	125	1.3	20	
A Selenium	1033	6.500	20.00	1000	0	103	75	125	1.2	20	
A Silver	49.13	1.180	10.00	50.00	0	98	75	125	0.1	20	
A Sodium	10720	47.30	1500	10000	228.6	105	75	125	1.6	20	
A Thallium	1056	7.440	20.00	1000	0	106	75	125	0.5	20	
A Vanadium	1053	2.960	20.00	1000	0	105	75	125	0.6	20	
A Zinc	985.0	1.850	20.00	1000	6.443	98	75	125	0.2	20	

Definitions:

- * - Recovery outside QC limits
- DNI - Did not Ignite
- M - Matrix Spike Recovery outside limits
- NP - Petroleum Pattern is not present
- B - Analyte found in Method blank
- E - Result exceeds Highest Calibration Standard
- N - Single Column Analysis
- P - Post Spike Recovery outside limits
- D - Diluted due to matrix or extended target compounds
- H - Value Exceeds Maximum Contaminant Level
- NC - Not Calculated
- R - RPD outside recovery limits
- DF - Dilution Factor
- J - Estimated value
- ND - Not Detected at the Reporting Limit

Footnotes: 1 - Represents RSD Limit for Quad Analysis RL - Reporting Limit



Analytical Services Center
International Specialists in Environmental Analysis
4493 Walden Avenue
Lancaster, New York 14086

Laboratory Results

NYS ELAP ID# 10486
Phone: (716) 685-8080

CLIENT: E and E Buffalo Office
Work Order: 0405005
Project: Mr. C's Dry Cleaners

QC SUMMARY REPORT

Laboratory Control Spike

Metals, TAL by ICP Method 6010B

Sample ID: LCS-200401989 Client Sample ID:

Run Batch ID: OPTIMA4300_040513E SeqNo: 959207

Analysis Date: 5/13/2004 4:37:30 PM

Prep Batch ID: 200401989

Prep Date: 5/11/2004

Test Code: 1_6010B_TAL_W Units: µg/L

Analyte Type / Name Result MDL RL Spike Value Orig Result %REC LowLimit HighLimit DF: 1 DL_No: 1 RPD RPD Limit 1 Qual


Analyte Type / Name	Result	MDL	RL	Spike Value	Orig Result	%REC	LowLimit	HighLimit	DF:	DL_No:	RPD	RPD Limit 1	Qual
A Aluminum	1073	25.20	200.0	1000	0	107	80	120					
A Antimony	1046	6.530	20.00	1000	0	105	80	120					
A Arsenic	1020	6.970	25.00	1000	0	102	80	120					
A Barium	1036	0.8970	20.00	1000	0	104	80	120					
A Beryllium	1042	0.1520	5.000	1000	0	104	80	120					
A Cadmium	1029	0.5190	5.000	1000	0	103	80	120					
A Calcium	10550	175.0	1500	10000	0	106	80	120					
A Chromium	1030	0.7290	10.00	1000	0	103	80	120					
A Cobalt	1078	0.5850	20.00	1000	0	108	80	120					
A Copper	1016	3.340	20.00	1000	0	102	80	120					
A Iron	10920	46.40	200.0	10000	0	109	80	120					
A Lead	1077	4.650	5.000	1000	0	108	80	120					
A Magnesium	10830	30.00	1500	10000	0	108	80	120					
A Manganese	1044	1.340	10.00	1000	0	104	80	120					
A Nickel	1079	1.610	20.00	1000	0	108	80	120					
A Potassium	10560	149.0	1500	10000	0	106	80	120					
A Selenium	1047	6.500	20.00	1000	0	105	80	120					
A Silver	49.21	1.180	10.00	50.00	0	98	80	120					
A Sodium	10580	47.30	1500	10000	0	106	80	120					
A Thallium	1067	7.440	20.00	1000	0	107	80	120					
A Vanadium	1066	2.960	20.00	1000	0	107	80	120					
A Zinc	985.9	1.850	20.00	1000	0	99	80	120					

Definitions:

- * - Recovery outside QC limits
- DNI - Did not Ignite
- M - Matrix Spike Recovery outside limits
- NP - Petroleum Pattern is not present
- B - Analyte found in Method blank
- E - Result exceeds Highest Calibration Standard
- N - Single Column Analysis
- P - Post Spike Recovery outside limits
- D - Diluted due to matrix or extended target compounds
- H - Value Exceeds Maximum Contaminant Level
- NC - Not Calculated
- R - RPD outside recovery limits
- DF - Dilution Factor
- J - Estimated value
- ND - Not Detected at the Reporting Limit

Footnotes: 1 - Represents RSD Limit for Quad Analysis RL - Reporting Limit

MERCURY



Analytical Services Center

International Specialists in Environmental Analysis

4493 Walden Avenue

Lancaster, New York 14086

Laboratory Results

NYS ELAP ID# 10486

Phone: (716) 685-8080

Client: E and E Buffalo Office

Client Sample ID: AS INFLUENT

Lab Order: 0405005

Alt. Client ID:

Project: Mr. C's Dry Cleaners

Collection Date: 5/3/2004 9:47:00 AM % Moist:

Lab ID: 0405005-01B

Sample Type: SAMP

Matrix: Water

Test Code: 1_7470A_HG_W

MERCURY ANALYSIS IN WATER BY METHOD 7470A

Method: SW7470A

Prep Method: SW7470A

Analyte	Result	Q	Limit	Units	DF	Date Analyzed	Run Batch ID	Analyst
Mercury	ND		0.200	µg/L	1	5/10/2004 10:58:47 AM	LEEMAN_040510A	JLS

Definitions:

Recovery outside QC limits

DF - Dilution Factor

H - Value Exceeds Maximum Contaminant Level

N - Single Column Analysis

NP - Petroleum Pattern is not present

B - Analyte found in Method blank

DNI - Did not Ignite

J - Estimated value

NC - Not Calculated

P - Post Spike Recovery outside limits

D - Diluted due to matrix or extended target compounds

E - Result exceeds Highest Calibration Standard

M - Matrix Spike Recovery outside limits

ND - Not Detected at the Reporting Limit

R - RPD outside recovery limits

51



Analytical Services Center

International Specialists in Environmental Analysis

4493 Walden Avenue

Lancaster, New York 14086

Laboratory Results

NYS ELAP ID# 10486

Phone: (716) 685-8080

Client: E and E Buffalo Office

Client Sample ID: AS EFFLUENT

Lab Order: 0405005

Alt. Client ID:

Project: Mr. C's Dry Cleaners

Collection Date: 5/3/2004 9:58:00 AM % Moist:

Lab ID: 0405005-02B

Sample Type: SAMP

Matrix: Water

Test Code: 1_7470A_HG_W

MERCURY ANALYSIS IN WATER BY METHOD 7470A

Method: SW7470A

Prep Method: SW7470A

Analyte	Result	Q	Limit	Units	DF	Date Analyzed	Run Batch ID	Analyst
Mercury	ND		0.200	µg/L	1	5/10/2004 11:05:31 AM	LEEMAN_040510A	JLS

Definitions:

overy outside QC limits
 DF - Dilution Factor
 H - Value Exceeds Maximum Contaminant Level
 N - Single Column Analysis
 NP - Petroleum Pattern is not present

B - Analyte found in Method blank
 DNI - Did not Ignite
 J - Estimated value
 NC - Not Calculated
 P - Post Spike Recovery outside limits

D - Diluted due to maxtrix or extended target compounds
 E - Result exceeds Highest Calibration Standard
 M - Matrix Spike Recovery outside limits
 ND - Not Detected at the Reporting Limit
 R - RPD outside recovery limits



Analytical Services Center
 International Specialists in Environmental Analysis
 4493 Walden Avenue
 Lancaster, New York 14086

Laboratory Results

NYS ELAP ID# 10486
 Phone: (716) 685-8080

CLIENT: E and E Buffalo Office
Work Order: 0405005
Project: Mr. C's Dry Cleaners

QC SUMMARY REPORT

Sample Matrix Spike

Mercury Analysis in Water by Method 7470A

Sample ID: 0405005-01BS Client Sample ID: AS INFLUENT

Run Batch ID: LEEMAN_040510A SeqNo: 955909

Analysis Date: 5/10/2004 11:01:22 AM Prep Batch ID: 200401946

Analyte Type / Name Result MDL RL Spike Value Orig Result %REC LowLimit HighLimit RPD RPD Limit 1 Qual

A Mercury 0.9920 0.05440 0.2000 1.000 0 99 80 120 B

Test Code: 1_7470A_HG_W

Units: µg/L

DF: 1 DL_No: 1

Prep Date: 5/7/2004

51
14

Definitions:

- * - Recovery outside QC limits
- DNI - Did not Ignite
- M - Matrix Spike Recovery outside limits
- NP - Petroleum Pattern is not present
- B - Analyte found in Method blank
- E - Result exceeds Highest Calibration Standard
- N - Single Column Analysis
- P - Post Spike Recovery outside limits
- D - Diluted due to matrix or extended target compounds
- H - Value Exceeds Maximum Contaminant Level
- NC - Not Calculated
- R - RPD outside recovery limits
- DF - Dilution Factor
- J - Estimated value
- ND - Not Detected at the Reporting Limit

Footnotes: 1 - Represents RSD Limit for Quad Analysis RL - Reporting Limit



Analytical Services Center
 International Specialists in Environmental Analysis
 4493 Walden Avenue
 Lancaster, New York 14086

Laboratory Results

NYS ELAP ID# 10486
 Phone: (716) 685-8080

ecology and environment, inc.
 a division of

CLIENT: E and E Buffalo Office

Work Order: 0405005

Project: Mr. C's Dry Cleaners

QC SUMMARY REPORT

Sample Matrix Spike Duplicate

Mercury Analysis in Water by Method 7470A

Sample ID: 0405005-01BS1

Client Sample ID: AS INFLUENT

Run Batch ID: LEEMAN_040510A

SeqNo: 955910 Analysis Date: 5/10/2004 11:03:22 AM Prep Batch ID: 200401946

Analyte Type / Name

Result MDL 0.9318 0.05440 0.2000 1.000 0 93 80 120 6.3 20 B

A Mercury

Test Code: 1_7470A_HG_W

Units: µg/L

DF: 1 DL_No: 1

Prep Date: 5/7/2004

HighLimit RPD RPD Limit 1 Qual

LowLimit %REC Orig Result Spike Value RL

55
55

Definitions:

* - Recovery outside QC limits

DNI - Did not ignite

M - Matrix Spike Recovery outside limits

NP - Petroleum Pattern is not present

B - Analyte found in Method blank

E - Result exceeds Highest Calibration Standard

N - Single Column Analysis

P - Post Spike Recovery outside limits

D - Diluted due to matrix or extended target compounds

H - Value Exceeds Maximum Contaminant Level

NC - Not Calculated

R - RPD outside recovery limits

DF - Dilution Factor

J - Estimated value

ND - Not Detected at the Reporting Limit

Footnotes: 1 - Represents RSD Limit for Quad Analysis RL - Reporting Limit



Analytical Services Center
 International Specialists in Environmental Analysis
 4493 Walden Avenue
 Lancaster, New York 14086

Laboratory Results

NYS ELAP ID# 10486
 Phone: (716) 685-8080

CLIENT: E and E Buffalo Office
Work Order: 0405005
Project: Mr. C's Dry Cleaners

QC SUMMARY REPORT

Laboratory Control Spike

Mercury Analysis in Water by Method 7470A

Test Code: 1_7470A_HG_W

Sample ID: LCS-200401946 Client Sample ID: Units: µg/L
 Run Batch ID: LEEMAN_040510A SeqNo: 955907 Analysis Date: 5/10/2004 10:57:22 AM Prep Batch ID: 200401946 DF: 1 DL_No: 1
 Analyte Type / Name Result MDL RL Spike Value Orig Result %REC LowLimit HighLimit RPD RPD Limit 1 Qual
 A Mercury 1.002 0.05440 0.2000 1.000 0 100 80 120 B


56

Definitions:

- * - Recovery outside QC limits
- DNI - Did not Ignite
- M - Matrix Spike Recovery outside limits
- NP - Petroleum Pattern is not present
- B - Analyte found in Method blank
- E - Result exceeds Highest Calibration Standard
- N - Single Column Analysis
- P - Post Spike Recovery outside limits
- D - Diluted due to matrix or extended target compounds
- H - Value Exceeds Maximum Contaminant Level
- NC - Not Calculated
- R - RPD outside recovery limits
- DF - Dilution Factor
- J - Estimated value
- ND - Not Detected at the Reporting Limit

Footnotes: I - Represents RSD Limit for Quad Analysis RL - Reporting Limit

GENERAL ANALYTICAL CHEMISTRY



Analytical Services Center

International Specialists in Environmental Analysis

4493 Walden Avenue

Lancaster, New York 14086

Laboratory Results

NYS ELAP ID# 10486

Phone: (716) 685-8080

Client: E and E Buffalo Office

Client Sample ID: AS INFLUENT

Lab Order: 0405005

Alt. Client ID:

Project: Mr. C's Dry Cleaners

Collection Date: 5/3/2004 9:47:00 AM % Moist:

Lab ID 0405005-01D

Sample Type: SAMP

Matrix: Water

Test Code: 1_130.2_HARD_W

HARDNESS, TOTAL BY METHOD EPA 130.2

Method: EPA130.2

Prep Method: NA

Analyte	Result	Q	Limit	Units	DF	Date Analyzed	Run Batch ID	Analyst
Hardness (As CaCO3)	451		1.00	mg/L	1	5/18/2004	WC_HARDNESS_040518A	LMH

Definitions:

recovery outside QC limits
 DF - Dilution Factor
 H - Value Exceeds Maximum Contaminant Level
 N - Single Column Analysis
 NP - Petroleum Pattern is not present

B - Analyte found in Method blank
 DNI - Did not Ignite
 J - Estimated value
 NC - Not Calculated
 P - Post Spike Recovery outside limits

D - Diluted due to matrix or extended target compounds
 E - Result exceeds Highest Calibration Standard
 M - Matrix Spike Recovery outside limits
 ND - Not Detected at the Reporting Limit
 R - RPD outside recovery limits

58



Analytical Services Center

International Specialists in Environmental Analysis

4493 Walden Avenue

Lancaster, New York 14086

Laboratory Results

NYS ELAP ID# 10486

Phone: (716) 685-8080

Client: E and E Buffalo Office

Client Sample ID: AS EFFLUENT

Lab Order: 0405005

Alt. Client ID:

Project: Mr. C's Dry Cleaners

Collection Date: 5/3/2004 9:58:00 AM **% Moist:**

Lab ID 0405005-02D

Sample Type: SAMP

Matrix: Water

Test Code: 1_130.2_HARD_W

HARDNESS, TOTAL BY METHOD EPA 130.2

Method: EPA130.2

Prep Method: NA

Analyte	Result	Q	Limit	Units	DF	Date Analyzed	Run Batch ID	Analyst
Hardness (As CaCO3)	443		1.00	mg/L	1	5/18/2004	WC_HARDNESS_040518A	LMH

Definitions:

Recovery outside QC limits

DF - Dilution Factor

H - Value Exceeds Maximum Contaminant Level

N - Single Column Analysis

NP - Petroleum Pattern is not present

B - Analyte found in Method blank

DNI - Did not Ignite

J - Estimated value

NC - Not Calculated

P - Post Spike Recovery outside limits

D - Diluted due to matrix or extended target compounds

E - Result exceeds Highest Calibration Standard

M - Matrix Spike Recovery outside limits

ND - Not Detected at the Reporting Limit

R - RPD outside recovery limits

59



Analytical Services Center
 International Specialists in Environmental Analysis
 4493 Walden Avenue
 Lancaster, New York 14086

Laboratory Results

NYS ELAP ID# 10486
 Phone: (716) 685-8080

QC SUMMARY REPORT Method Blank

CLIENT: E and E Buffalo Office
Work Order: 0405005
Project: Mr. C's Dry Cleaners

Hardness, Total by Method EPA 130.2

Sample ID **MB-040518160** Client Sample ID:

Run Batch ID: **WC_HARDNESS_040518A** SeqNo: **961566** Analysis Date **5/18/2004**

Analyte Type / Name Result MDL

A Hardness (As CaCO3) ND 1.000

Test Code: **1_130.2_HARD_W**

Units: mg/L
 DF: 1 DL_No: 1

Prep Date **5/18/2004**

Prep Batch ID: **040518161R**

HighLimit RPD RPD Limit 1 Qual

LowLimit

Spike Value Orig Result %REC

1.000

60

Definitions:

* - Recovery outside QC limits

DNI - Did not Ignite

M - Matrix Spike Recovery outside limits

NP - Petroleum Pattern is not present

B - Analyte found in Method blank

E - Result exceeds Highest Calibration Standard

N - Single Column Analysis

P - Post Spike Recovery outside limits

D - Diluted due to matrix or extended target compounds

H - Value Exceeds Maximum Contaminant Level

NC - Not Calculated

R - RPD outside recovery limits

DF - Dilution Factor

J - Estimated value

ND - Not Detected at the Reporting Limit

Footnotes: 1 - Represents RSD Limit for Quad Analysis RL - Reporting Limit



Analytical Services Center

International Specialists in Environmental Analysis
4493 Walden Avenue
Lancaster, New York 14086

a division of
ecology and environment, inc.

Laboratory Results

NYS ELAP ID# 10486
Phone: (716) 685-8080

CLIENT: E and E Buffalo Office
Work Order: 0405005
Project: Mr. C's Dry Cleaners

QC SUMMARY REPORT Sample Duplicate

Hardness, Total by Method EPA 130.2

Sample ID 0405192-01D Client Sample ID: AS EFFLUENT

Run Batch ID: WC_HARDNESS_040518A SeqNo: 961573 Analysis Date 5/18/2004

Analyte Type / Name Result MDL 1.000 1.000 1.000

A Hardness (As CaCO3) 450.8 1.000 1.000

Test Code: 1_130.2_HARD_W

Units: mg/L

DF: 1 DL_No: 1

Prep Date 5/18/2004

Prep Batch ID: 040518161R

HighLimit 3.4 RPD RPD Limit 1 Qual 20

LowLimit 466.5 %REC

Definitions:

- * - Recovery outside QC limits
- DNI - Did not Ignite
- M - Matrix Spike Recovery outside limits
- NP - Petroleum Pattern is not present
- B - Analyte found in Method blank
- E - Result exceeds Highest Calibration Standard
- N - Single Column Analysis
- P - Post Spike Recovery outside limits
- D - Diluted due to matrix or extended target compounds
- H - Value Exceeds Maximum Contaminant Level
- NC - Not Calculated
- R - RPD outside recovery limits
- DF - Dilution Factor
- J - Estimated value
- ND - Not Detected at the Reporting Limit

Footnotes: 1 - Represents RSD Limit for Quad Analysis RL - Reporting Limit



Analytical Services Center
 International Specialists in Environmental Analysis
 4493 Walden Avenue
 Lancaster, New York 14086

a division of
ecology and environment, inc.

Laboratory Results

NYS ELAP ID# 10486
 Phone: (716) 685-8080

CLIENT: E and E Buffalo Office

Work Order: 0405005

Project: Mr. C's Dry Cleaners

QC SUMMARY REPORT Laboratory Control Spike

Hardness, Total by Method EPA 130.2

Sample ID **LCS-040518160**

Client Sample ID:

Run Batch ID: **WC_HARDNESS_040518A**
 Analyte Type / Name

SeqNo: **961567**

Analysis Date **5/18/2004**

Prep Batch ID: **040518161R**

Test Code: **1_130.2_HARD_W**

Units: mg/L

DF: 1 DL_No: 1

Prep Date **5/18/2004**

Result	MDL	RL	Spike Value	Orig Result	%REC	LowLimit	HighLimit	RPD	RPD Limit	Qual
101.9	1.000	1.000	100.0	0	102	90	110			

A Hardness (As CaCO3)

62

Definitions:

* - Recovery outside QC limits

DNI - Did not Ignite

M - Matrix Spike Recovery outside limits

NP - Petroleum Pattern is not present

B - Analyte found in Method blank

E - Result exceeds Highest Calibration Standard

N - Single Column Analysis

P - Post Spike Recovery outside limits

D - Diluted due to matrix or extended target compounds

H - Value Exceeds Maximum Contaminant Level

NC - Not Calculated

R - RPD outside recovery limits

DF - Dilution Factor

J - Estimated value

ND - Not Detected at the Reporting Limit

Footnotes: 1 - Represents RSD Limit for Quad Analysis RL - Reporting Limit



Analytical Services Center

International Specialists in Environmental Analysis

4493 Walden Avenue

Lancaster, New York 14086

Laboratory Results

NYS ELAP ID# 10486

Phone: (716) 685-8080

Client: E and E Buffalo Office

Client Sample ID: AS INFLUENT

Lab Order: 0405005

Alt. Client ID:

Project: Mr. C's Dry Cleaners

Collection Date: 5/3/2004 9:47:00 AM % Moist:

Lab ID 0405005-01D

Sample Type: SAMP

Matrix: Water

Test Code: 1_160.1_TDS_W

TOTAL DISSOLVED SOLIDS (TDS) BY METHOD EPA 160.1

Method: EPA160.1

Prep Method: NA

Analyte	Result	Q	Limit	Units	DF	Date Analyzed	Run Batch ID	Analyst
Total Dissolved Solids (Residue, Filterable)	1400		10	mg/L	1	5/7/2004	SARTORIUS_TDS_040507	RLG

Definitions:

recovery outside QC limits

DF - Dilution Factor

H - Value Exceeds Maximum Contaminant Level

N - Single Column Analysis

NP - Petroleum Pattern is not present

B - Analyte found in Method blank

DNI - Did not Ignite

J - Estimated value

NC - Not Calculated

P - Post Spike Recovery outside limits

D - Diluted due to matrix or extended target compounds

E - Result exceeds Highest Calibration Standard

M - Matrix Spike Recovery outside limits

ND - Not Detected at the Reporting Limit

R - RPD outside recovery limits

63



Analytical Services Center

International Specialists in Environmental Analysis

4493 Walden Avenue

Lancaster, New York 14086

Laboratory Results

NYS ELAP ID# 10486

Phone: (716) 685-8080

Client: E and E Buffalo Office

Client Sample ID: AS EFFLUENT

Lab Order: 0405005

Alt. Client ID:

Project: Mr. C's Dry Cleaners

Collection Date: 5/3/2004 9:58:00 AM % Moist:

Lab ID 0405005-02D

Sample Type: SAMP

Matrix: Water

Test Code: 1_160.1_TDS_W

TOTAL DISSOLVED SOLIDS (TDS) BY METHOD EPA 160.1

Method: EPA160.1

Prep Method: NA

Analyte	Result	Q	Limit	Units	DF	Date Analyzed	Run Batch ID	Analyst
Total Dissolved Solids (Residue, Filterable)	1400		10	mg/L	1	5/7/2004	SARTORIUS_TDS_040507	RLG

Definitions:

recovery outside QC limits

DF - Dilution Factor

H - Value Exceeds Maximum Contaminant Level

N - Single Column Analysis

NP - Petroleum Pattern is not present

B - Analyte found in Method blank

DNI - Did not Ignite

J - Estimated value

NC - Not Calculated

P - Post Spike Recovery outside limits

D - Diluted due to matrix or extended target compounds

E - Result exceeds Highest Calibration Standard

M - Matrix Spike Recovery outside limits

ND - Not Detected at the Reporting Limit

R - RPD outside recovery limits



Analytical Services Center

International Specialists in Environmental Analysis

4493 Walden Avenue
Lancaster, New York 14086

a division of
ecology and environment, inc.

Laboratory Results

NYS ELAP ID# 10486
Phone: (716) 685-8080

CLIENT: E and E Buffalo Office
Work Order: 0405005
Project: Mr. C's Dry Cleaners

QC SUMMARY REPORT Method Blank

Total Dissolved Solids (TDS) by method 160.1

Sample ID **MB-0240507121** Client Sample ID:

Run Batch ID: **SARTORIUS_TDS_040507A** SeqNo: **956129** Analysis Date **5/7/2004**

Analyte Type / Name Result MDL RL Spike Value Orig Result %REC LowLimit HighLimit RPD RPD Limit 1 Qual

A Total Dissolved Solids (Residue, Filterable) ND 10.00 10.00

Test Code: 1_160.1_TDS_W

Units: mg/L

DF: 1 DL_No: 1

Prep Date 5/7/2004

Prep Batch ID: 040507121r

RPD RPD Limit 1 Qual

65

Definitions:

* - Recovery outside QC limits

DNI - Did not Ignite

M - Matrix Spike Recovery outside limits

NP - Petroleum Pattern is not present

B - Analyte found in Method blank

E - Result exceeds Highest Calibration Standard

N - Single Column Analysis

P - Post Spike Recovery outside limits

D - Diluted due to matrix or extended target compounds

H - Value Exceeds Maximum Contaminant Level

NC - Not Calculated

R - RPD outside recovery limits

DF - Dilution Factor

J - Estimated value

ND - Not Detected at the Reporting Limit

Footnotes: 1 - Represents RSD Limit for Quad Analysis RL - Reporting Limit



Analytical Services Center
 International Specialists in Environmental Analysis
 4493 Walden Avenue
 Lancaster, New York 14086

Laboratory Results
 NYS ELAP ID# 10486
 Phone: (716) 685-8080

CLIENT: E and E Buffalo Office
Work Order: 0405005
Project: Mr. C's Dry Cleaners

QC SUMMARY REPORT
 Sample Duplicate

Total Dissolved Solids (TDS) by method 160.1

Sample ID **0405005-01D** Client Sample ID: **AS INFLUENT**

Run Batch ID: **SARTORIUS_TDS_040507A** SeqNo: **956137** Analysis Date **5/7/2004**

Analyte Type / Name

Test Code: **1_160.1_TDS_W**

Units: mg/L

DF: 1 DL_No: 1

Prep Date **5/7/2004**

RPD RPD Limit 1 Qual

Result	MDL	Analysis Date	RL	Spike Value	Orig Result	%REC	LowLimit	HighLimit	RPD	RPD Limit 1	Qual
1461	10.00	5/7/2004	10.00	1416	1416				3.1	20	

66

Definitions:

- * - Recovery outside QC limits
- DNI - Did not Ignite
- M - Matrix Spike Recovery outside limits
- NP - Petroleum Pattern is not present
- B - Analyte found in Method blank
- E - Result exceeds Highest Calibration Standard
- N - Single Column Analysis
- P - Post Spike Recovery outside limits
- D - Diluted due to matrix or extended target compounds
- II - Value Exceeds Maximum Contaminant Level
- NC - Not Calculated
- R - RPD outside recovery limits
- DF - Dilution Factor
- J - Estimated value
- ND - Not Detected at the Reporting Limit

Footnotes: 1 - Represents RSD Limit for Quad Analysis RL - Reporting Limit



ecology and environment, inc.

Analytical Services Center
International Specialists in Environmental Analysis
4493 Walden Avenue
Lancaster, New York 14086

Laboratory Results

NYS ELAP ID# 10486
Phone: (716) 685-8080

CLIENT: E and E Buffalo Office

Work Order: 0405005

Project: Mr. C's Dry Cleaners

QC SUMMARY REPORT Laboratory Control Spike

Total Dissolved Solids (TDS) by method 160.1

Sample ID **LCS-040507121** Client Sample ID:

Run Batch ID: **SARTORIUS_TDS_040507A** SeqNo: **956130** Analysis Date **5/7/2004**

Analyte Type / Name Result MDL

A Total Dissolved Solids (Residue, Filterable) 189.0 10.00

Test Code: **1_160.1_TDS_W**

Units: mg/L

DF: 1 DL_No: 1

Prep Date **5/7/2004**

Prep Batch ID: **040507121r**

RPD RPD Limit 1 Qual

HighLimit 120

%REC 0

LowLimit 80

Orig Result 228.0

Spike Value 83

RL 10.00

MDL 10.00

67

Definitions:

* - Recovery outside QC limits

DNI - Did not Ignite

M - Matrix Spike Recovery outside limits

NP - Petroleum Pattern is not present

B - Analyte found in Method blank

E - Result exceeds Highest Calibration Standard

N - Single Column Analysis

P - Post Spike Recovery outside limits

D - Diluted due to matrix or extended target compounds

H - Value Exceeds Maximum Contaminant Level

NC - Not Calculated

R - RPD outside recovery limits

DF - Dilution Factor

J - Estimated value

ND - Not Detected at the Reporting Limit

Footnotes: 1 - Represents RSD Limit for Quad Analysis RL - Reporting Limit



Analytical Services Center

International Specialists in Environmental Analysis

4493 Walden Avenue

Lancaster, New York 14086

Laboratory Results

NYS ELAP ID# 10486

Phone: (716) 685-8080

Client: E and E Buffalo Office

Client Sample ID: AS INFLUENT

Lab Order: 0405005

Alt. Client ID:

Project: Mr. C's Dry Cleaners

Collection Date: 5/3/2004 9:47:00 AM % Moist:

Lab ID 0405005-01D

Sample Type: SAMP

Matrix: Water

Test Code: 1_160.2_TSS_W

TOTAL SUSPENDED SOLIDS, NON-FILTERABLE RESIDUE

Method: EPA160.2

Prep Method: NA

Analyte	Result	Q	Limit	Units	DF	Date Analyzed	Run Batch ID	Analyst
Total Suspended Solids (Residue, Non-Filterable)	4.0		4.0	mg/L	1	5/7/2004	SARTORIUS_TSS_040507	RLG

Definitions:

recovery outside QC limits

DF - Dilution Factor

H - Value Exceeds Maximum Contaminant Level

N - Single Column Analysis

NP - Petroleum Pattern is not present

B - Analyte found in Method blank

DNI - Did not Ignite

J - Estimated value

NC - Not Calculated

P - Post Spike Recovery outside limits

D - Diluted due to matrix or extended target compounds

E - Result exceeds Highest Calibration Standard

M - Matrix Spike Recovery outside limits

ND - Not Detected at the Reporting Limit

R - RPD outside recovery limits

68



Analytical Services Center

International Specialists in Environmental Analysis

4493 Walden Avenue

Lancaster, New York 14086

Laboratory Results

NYS ELAP ID# 10486

Phone: (716) 685-8080

Client: E and E Buffalo Office

Client Sample ID: AS EFFLUENT

Lab Order: 0405005

Alt. Client ID:

Project: Mr. C's Dry Cleaners

Collection Date: 5/3/2004 9:58:00 AM % Moist:

Lab ID 0405005-02D

Sample Type: SAMP

Matrix: Water

Test Code: 1_160.2_TSS_W

TOTAL SUSPENDED SOLIDS, NON-FILTERABLE RESIDUE

Method: EPA160.2

Prep Method: NA

Analyte	Result	Q	Limit	Units	DF	Date Analyzed	Run Batch ID	Analyst
Total Suspended Solids (Residue, Non-Filterable)	5.0		4.0	mg/L	1	5/7/2004	SARTORIUS_TSS_040507	RLG

Definitions:

recovery outside QC limits

DF - Dilution Factor

H - Value Exceeds Maximum Contaminant Level

N - Single Column Analysis

NP - Petroleum Pattern is not present

B - Analyte found in Method blank

DNI - Did not Ignite

J - Estimated value

NC - Not Calculated

P - Post Spike Recovery outside limits

D - Diluted due to matrix or extended target compounds

E - Result exceeds Highest Calibration Standard

M - Matrix Spike Recovery outside limits

ND - Not Detected at the Reporting Limit

R - RPD outside recovery limits



Analytical Services Center
 International Specialists in Environmental Analysis
 4493 Walden Avenue
 Lancaster, New York 14086

Laboratory Results
 NYS ELAP ID# 10486
 Phone: (716) 685-8080

CLIENT: E and E Buffalo Office
Work Order: 0405005
Project: Mr. C's Dry Cleaners

QC SUMMARY REPORT
 Method Blank

Total Suspended Solids (TSS) by method 160.2
 Sample ID **MB-0240507122** Client Sample ID:

Run Batch ID: **SARTORIUS_TSS_040507A** SeqNo: **956123** Analysis Date **5/7/2004**

Analyte Type / Name Result MDL RL Spike Value Orig Result %REC LowLimit HighLimit RPD RPD Limit 1 Qual

A Total Suspended Solids (Residue, Non-Filterable) ND 4.000 4.000 4.000

Test Code: 1_160.2_TSS_W

Units: mg/L
 DF: 1 DL_No: 1

Prep Date **5/7/2004**
 RPD

70

Definitions:

- * - Recovery outside QC limits
- DNI - Did not Ignite
- M - Matrix Spike Recovery outside limits
- NP - Petroleum Pattern is not present
- B - Analyte found in Method blank
- E - Result exceeds Highest Calibration Standard
- N - Single Column Analysis
- P - Post Spike Recovery outside limits
- D - Diluted due to matrix or extended target compounds
- H - Value Exceeds Maximum Contaminant Level
- NC - Not Calculated
- R - RPD outside recovery limits
- DF - Dilution Factor
- J - Estimated value
- ND - Not Detected at the Reporting Limit

Footnotes: 1 - Represents RSD Limit for Quad Analysis RL - Reporting Limit



Analytical Services Center

International Specialists in Environmental Analysis

4493 Walden Avenue

Lancaster, New York 14086

Laboratory Results

NYS ELAP ID# 10486

Phone: (716) 685-8080

Client: E and E Buffalo Office

Client Sample ID: AS EFFLUENT

Lab Order: 0405005

Alt. Client ID:

Project: Mr. C's Dry Cleaners

Collection Date: 5/3/2004 9:58:00 AM % Moist:

Lab ID 0405005-02C

Sample Type: SAMP

Matrix: Water

Test Code: 1_9012A_CN_W

CYANIDE, TOTAL BY METHOD 9012A

Method: SW9012A

Prep Method: NA

Analyte	Result	Q	Limit	Units	DF	Date Analyzed	Run Batch ID	Analyst
Cyanide	ND		0.01	mg/L	1	5/18/2004 8:09:07 PM	LACHAT_CN_040518A	RLG

Definitions:

recovery outside QC limits

DF - Dilution Factor

H - Value Exceeds Maximum Contaminant Level

N - Single Column Analysis

NP - Petroleum Pattern is not present

B - Analyte found in Method blank

DNI - Did not Ignite

J - Estimated value

NC - Not Calculated

P - Post Spike Recovery outside limits

D - Diluted due to matrix or extended target compounds

E - Result exceeds Highest Calibration Standard

M - Matrix Spike Recovery outside limits

ND - Not Detected at the Reporting Limit

R - RPD outside recovery limits

71



Analytical Services Center
 International Specialists in Environmental Analysis
 4493 Walden Avenue
 Lancaster, New York 14086

Laboratory Results

NYS ELAP ID# 10486
 Phone: (716) 685-8080

CLIENT: E and E Buffalo Office
Work Order: 0405005
Project: Mr. C's Dry Cleaners

QC SUMMARY REPORT

Sample Matrix Spike

Cyanide, Total by Method 9012A

Sample ID: 0405005-01CS Client Sample ID: AS INFLUENT

Run Batch ID: LACHAT_CN_040518A SeqNo: 964917 Analysis Date: 5/18/2004 8:07:13 PM

Analyte Type / Name: A Cyanide
 Result: 0.01283 MDL: 0.003130 RL: 0.01000 Spike Value: 0.1000 Orig Result: 0 %REC: 0 LowLimit: 82 HighLimit: 122 RPD Limit: 1 Qual: M

Test Code: 1_9012A_CN_W

Units: mg/L

DF: 1 DL_No: 1

Prep Date: 5/13/2004

Prep Batch ID: 200402035

RPD: RPD

23

Definitions:

- * - Recovery outside QC limits
- DNI - Did not Ignite
- M - Matrix Spike Recovery outside limits
- NP - Petroleum Pattern is not present
- B - Analyte found in Method blank
- E - Result exceeds Highest Calibration Standard
- N - Single Column Analysis
- P - Post Spike Recovery outside limits
- D - Diluted due to matrix or extended target compounds
- H - Value Exceeds Maximum Contaminant Level
- NC - Not Calculated
- R - RPD outside recovery limits
- DF - Dilution Factor
- J - Estimated value
- ND - Not Detected at the Reporting Limit

Footnotes: I - Represents RSD Limit for Quad Analysis RL - Reporting Limit



Analytical Services Center
 International Specialists in Environmental Analysis
 4493 Walden Avenue
 Lancaster, New York 14086

Laboratory Results
 NYS ELAP ID# 10486
 Phone: (716) 685-8080

a division of
ecology and environment, inc.

CLIENT: E and E Buffalo Office
Work Order: 0405005
Project: Mr. C's Dry Cleaners

QC SUMMARY REPORT
 Sample Matrix Spike Duplicate

Cyanide, Total by Method 9012A

Sample ID: 0405005-01CS1 Client Sample ID: AS INFLUENT Test Code: 1_9012A_CN_W Units: mg/L
 Run Batch ID: LACHAT_CN_040518A SeqNo: 964918 Analysis Date 5/18/2004 8:08:10 PM Prep Batch ID: 200402035 DF: 1 DL_No: 1
 Analyte Type / Name Result MDL RL Spike Value Orig Result %REC LowLimit HighLimit RPD RPD Limit 1 Qual
 A Cyanide 0.06013 0.003130 0.01000 0.1000 0 60 82 122 129.7 20 MR

74

Definitions:

- * - Recovery outside QC limits
- DNI - Did not Ignite
- M - Matrix Spike Recovery outside limits
- NP - Petroleum Pattern is not present
- B - Analyte found in Method blank
- E - Result exceeds Highest Calibration Standard
- N - Single Column Analysis
- P - Post Spike Recovery outside limits
- D - Diluted due to matrix or extended target compounds
- H - Value Exceeds Maximum Contaminant Level
- NC - Not Calculated
- R - RPD outside recovery limits
- DF - Dilution Factor
- J - Estimated value
- ND - Not Detected at the Reporting Limit

Footnotes: I - Represents RSD Limit for Quad Analysis RL - Reporting Limit



Analytical Services Center

International Specialists in Environmental Analysis

4493 Walden Avenue
Lancaster, New York 14086

a division of
ecology and environment, inc.

Laboratory Results

NYS ELAP ID# 10486
Phone: (716) 685-8080

CLIENT: E and E Buffalo Office

Work Order: 0405005

Project: Mr. C's Dry Cleaners

QC SUMMARY REPORT Laboratory Control Spike

Cyanide, Total by Method 9012A

Sample ID LCS-200402035

Client Sample ID:

Test Code: 1_9012A_CN_W

Units: mg/L

Run Batch ID: LACHAT_CN_040518A

SeqNo: 964913

Analysis Date 5/18/2004 8:03:22 PM

Prep Batch ID: 200402035

DF: 1 DL_No: 1
Prep Date 5/13/2004

Analyte Type / Name

Result

MDL

RL Spike Value

%REC

LowLimit

HighLimit

RPD RPD Limit 1 Qual

A Cyanide

0.3849

0.01000

0.4000

0

96

82

122

75

Definitions:

* - Recovery outside QC limits

DNI - Did not Ignite

M - Matrix Spike Recovery outside limits

NP - Petroleum Pattern is not present

B - Analyte found in Method blank

E - Result exceeds Highest Calibration Standard

N - Single Column Analysis

P - Post Spike Recovery outside limits

D - Diluted due to matrix or extended target compounds

H - Value Exceeds Maximum Contaminant Level

NC - Not Calculated

R - RPD outside recovery limits

DF - Dilution Factor

J - Estimated value

ND - Not Detected at the Reporting Limit

Footnotes: 1 - Represents RSD Limit for Quad Analysis RL - Reporting Limit

Ecology & Environment Inc. LIMS Version #: 3.1.11.4 - 5/19/2004 4:30:00 PM

Monday, May 24, 2004 10:57:14 AM



Analytical Services Center

International Specialists in Environmental Analysis

4493 Walden Avenue
Lancaster, New York 14086

Laboratory Results

NYS ELAP ID# 10486
Phone: (716) 685-8080

CLIENT: E and E Buffalo Office
Work Order: 0405005
Project: Mr. C's Dry Cleaners

QC SUMMARY REPORT

Laboratory Control Spike - High (Water)

Cyanide, Total by Method 9012A
Sample ID: **LCSH-200402035-1_96491** Client Sample ID:

Run Batch ID: **LACHAT_CN_040518A** SeqNo: **964915** Analysis Date **5/18/2004 8:05:19 PM** Prep Batch ID: **200402035**

Analyte Type / Name: **A Cyanide** Result: **0.4860** MDL: **0.003130** RL: **0.01000** Spike Value: **0.5000** Orig Result: **0** %REC: **97** LowLimit: **90** HighLimit: **110** RPD: **RPD Limit 1** Qual: **Qual**

Test Code: **1_9012A_CN_W**

Units: **mg/L**

DF: **1** DL_No: **1**

Prep Date: **5/13/2004**

76

Definitions:

* - Recovery outside QC limits

DNI - Did not Ignite

M - Matrix Spike Recovery outside limits

NP - Petroleum Pattern is not present

B - Analyte found in Method blank

E - Result exceeds Highest Calibration Standard

N - Single Column Analysis

P - Post Spike Recovery outside limits

D - Diluted due to matrix or extended target compounds

H - Value Exceeds Maximum Contaminant Level

NC - Not Calculated

R - RPD outside recovery limits

DF - Dilution Factor

J - Estimated value

ND - Not Detected at the Reporting Limit

Footnotes: **1** - Represents RSD Limit for Quad Analysis **RL** - Reporting Limit



Analytical Services Center

International Specialists in Environmental Analysis

4493 Walden Avenue

Lancaster, New York 14086

a division of
ecology and environment, inc.

Laboratory Results

NYS ELAP ID# 10486

Phone: (716) 685-8080

CLIENT: E and E Buffalo Office

Work Order: 0405005

Project: Mr. C's Dry Cleaners

QC SUMMARY REPORT

Laboratory Control Spike - Low (Water)

Cyanide, Total by Method 9012A

Sample ID **LCSL-200402035-1_96491** Client Sample ID:

Run Batch ID: **LACHAT_CN_040518A** SeqNo: **964914** Analysis Date **5/18/2004 8:04:21 PM** Prep Batch ID: **200402035**

Analyte Type / Name

A Cyanide

Test Code: **1_9012A_CN_W**

Units: mg/L

DF: 1 DL_No: 1

Prep Date 5/13/2004

Result	MDL	RL	Spike Value	Orig Result	%REC	LowLimit	HighLimit	RPD	RPD Limit	Qual
0.1139	0.003130	0.01000	0.1000	0	114	90	110			.

RF

Definitions:

* - Recovery outside QC limits

DNI - Did not Ignite

M - Matrix Spike Recovery outside limits

NP - Petroleum Pattern is not present

B - Analyte found in Method blank

E - Result exceeds Highest Calibration Standard

N - Single Column Analysis

P - Post Spike Recovery outside limits

D - Diluted due to matrix or extended target compounds

H - Value Exceeds Maximum Contaminant Level

NC - Not Calculated

R - RPD outside recovery limits

DF - Dilution Factor

J - Estimated value

ND - Not Detected at the Reporting Limit

Footnotes: 1 - Represents RSD Limit for Quad Analysis RL - Reporting Limit

Attachment C
E&E ASC Analytical Data Package #0405192
May 2004

- **May 17, 2004 – Additional Mid-Month Compliance Results - Effluent Groundwaters Only**



analytical services center

International Specialists in Environmental Analysis

4493 Walden Avenue, Lancaster, New York 14086

Tel: 716/685-8080, 800/327-6534 • Fax: 716/685-0852 • Email: asc@ene.com



June 04, 2004

Mr. Mike Steffan
E and E Buffalo Office
368 Pleasant View Dr.
Lancaster, NY 14086

RE: Mr. C's Dry Cleaners
CostPoint ID: **000699.NY06.05..**

Work Order No.: **0405192**

Dear Mr. Mike Steffan,

Analytical Services Center received 1 sample on Monday, May 17, 2004 for the analyses presented in the following report.

E & E will retain the samples addressed in this report for 30 days, unless otherwise instructed by the client. If additional storage is requested, the storage fee is \$1.00 per sample container per month, to accrue until the client authorizes sample destruction.

This report is not to be reproduced, except in full, without the written approval of the laboratory.

Sincerely,

Barbara Krajewski

Project Manager

CC:

Enclosures as note



Analytical Services Center

International Specialists in Environmental Analysis

4493 Walden Avenue

Lancaster, New York 14086

Laboratory Results

NYS ELAP ID#: 10486

Phone: (716) 685-8080

Client: E AND E BUFFALO

Project: Mr. C's Dry Cleaners

Lab Order: 0405192

CASE NARRATIVE

GCMS VOLATILES

A DB 624 column and a trap packed with OV-1, Tenax, silica gel and activated charcoal was used for the volatile analysis.

Sample analysis

The volatile sample were determined to be at a pH of 7.

The sample was analyzed within hold time.

Calibration and Tunes

Initial and continuing calibrations are acceptable.

No manual integrations were required.

QC

Surrogate recoveries are within acceptable limits.

Method blank analysis is acceptable. Acetone was detected in the method blank at a concentration between the method detection limit and the reporting limit.

Matrix spike/spike duplicate (MS/MSD) recoveries and RPD values are acceptable.

Laboratory control sample (LCS) recoveries are acceptable.

Internal standard area responses are acceptable.

METALS

Sample Analysis

The sample was digested and analyzed within hold time.

Calibrations

Calibration of the ICP utilizes a zero and one non-zero standard to determine the linear equation for quantitation. A low concentration standard (PQL) is analyzed at the reporting level.

The initial and continuing calibrations are acceptable.

QC

The calibration and preparation blank analyses are acceptable. The preparation blank contains zinc at a level between the method detection limit and the reporting limit.

The matrix spike/spike duplicate (MS/MSD) recoveries and RPD values are within the control limits.

The laboratory control sample (LCS) recoveries are within the control limits.

MERCURY

Sample Analysis

Client: E AND E BUFFALO
Project: Mr. C's Dry Cleaners
Lab Order: 0405192

CASE NARRATIVE

The sample was digested and analyzed within hold time.

Calibrations

The initial and continuing calibrations are acceptable.

QC

The calibration and preparation blank analyses are acceptable.

The matrix spike/spike duplicate (MS/MSD) recoveries and RPD value are within the control limits.

The laboratory control sample (LCS) recovery is within the control limits.

GENERAL ANALYTICAL CHEMISTRY

Sample Analysis

Samples were analyzed within hold time.

Calibrations

Initial and continuing calibration standards are acceptable.

QC

Calibration and method blank analyses were acceptable.

Matrix duplicate, matrix spike, and matrix spike duplicate results are acceptable.

Laboratory control sample (LCS) recoveries are acceptable.



Cooler Receipt Form

No. of Packages:	1	Date Received:	5-17-04
Package Receipt No.:	13505	Project or Site Name:	
Client:	MN. C's		

A. Preliminary Examination and Receipt Phase		Circle One		
1. Did coolers come with airbill or packing slip?	Yes <input type="radio"/> No <input checked="" type="radio"/> NA <input type="radio"/>			
Circle carrier here and print airbill number below: Fed Ex Airborne Client Other <u>E+E</u>				
Shipped as high hazard or dangerous goods?		Yes <input type="radio"/> No <input checked="" type="radio"/> NA <input type="radio"/>		
2. Did cooler(s) have custody seals?	Yes <input checked="" type="radio"/> No <input type="radio"/> NA <input type="radio"/>			
3. Were custody seals unbroken and intact on receipt?	Yes <input type="radio"/> No <input type="radio"/> NA <input checked="" type="radio"/>			
4. Were custody seals dated and signed?	Yes <input type="radio"/> No <input type="radio"/> NA <input checked="" type="radio"/>			
5. How was package secured?	Not secured <input type="radio"/> <u>Fiberglass Tape</u> <input checked="" type="radio"/>			

B. Unpacking Phase					
6. Date cooler(s) opened: <u>5-17-04</u>	Cooler(s) opened by: <u>[Signature]</u> ^{SL} <u>5-17-04</u>				
7. Was a temperature blank vial included inside cooler(s)?	Yes <input checked="" type="radio"/> No <input type="radio"/> NA <input type="radio"/>				
Please Record Temperature Vial or Cooler Temperature for Each Cooler, Range (2° - 6°C)*					
Airbill No.	Temp. °C	Airbill No.	Temp. °C	Airbill No.	Temp. °C
<u> </u>	<u>2.0</u>				
Thermometer No.: <u>129</u>	Correction Factor: <u>0.0</u>	*If temperature is outside of acceptable range, prepare a PM Notification form indicating affected containers.			
8. Were the C-O-C forms received?	Yes <input checked="" type="radio"/> No <input type="radio"/> NA <input type="radio"/>				
C-O-C forms numbers if present: _____					
9. Was enough packing material used in cooler(s)?	Yes <input type="radio"/> No <input type="radio"/> NA <input type="radio"/>				
Type of material: <input type="checkbox"/> Vermiculite <input type="checkbox"/> Bubble Wrap <input type="checkbox"/> Other _____					
10. If cooling was required, what was the means (type ice) of cooling used:	<input checked="" type="checkbox"/> Wet <input type="checkbox"/> Dry <input type="checkbox"/> Blue <input type="checkbox"/> Other _____				
11. Were all containers sealed in separate plastic bags?	Yes <input type="radio"/> No <input type="radio"/> NA <input type="radio"/>				
12. Did all containers arrive unbroken and in good condition?	Yes <input type="radio"/> No <input type="radio"/> NA <input type="radio"/>				
13. Interim storage area if not logged: _____					
In: Date _____ Time _____ Signature _____					
Out: Date _____ Time _____ Signature _____					

C. Login Phase	
Samples Logged in By Signature: <u>[Signature]</u>	Date: <u>5/17/04</u>
14. Were all container labels complete (e.g. date, time preserved)?	Yes <input checked="" type="radio"/> No <input type="radio"/> NA <input type="radio"/>
15. Were all C-O-C forms filled out properly in black ink and signed?	Yes <input checked="" type="radio"/> No <input type="radio"/> NA <input type="radio"/>
16. Did the C-O-C form agree with containers received?	Yes <input checked="" type="radio"/> No <input type="radio"/> NA <input type="radio"/>
17. Were the correct containers used for the tests requested?	Yes <input checked="" type="radio"/> No <input type="radio"/> NA <input type="radio"/>
18. Were the correct preservatives listed on the sample labels?	Yes <input checked="" type="radio"/> No <input type="radio"/> NA <input type="radio"/>
19. Was a sufficient sample volume sent for the tests requested?	Yes <input checked="" type="radio"/> No <input type="radio"/> NA <input type="radio"/>
20. Were all volatile samples received without headspace?	Yes <input checked="" type="radio"/> No <input type="radio"/> NA <input type="radio"/>

*Prepare a PM Notification form (F-051).



Analytical Services Center
International Specialists in Environmental Analysis
Lancaster, New York 14086
Phone: (716) 685-8080

Laboratory Results

NYS ELAP ID#: 10486

CLIENT: E and E Buffalo Office
Project: Mr. C's Dry Cleaners
Lab Order: 0405192
Date Received: 5/17/2004

Work Order Sample Summary

Lab Sample ID	Client Sample ID	Alt. Client Id	Collection Date
0405192-01A	AS EFFLUENT		5/17/2004 9:30:00 AM
0405192-01B	AS EFFLUENT		5/17/2004 9:30:00 AM
0405192-01C	AS EFFLUENT		5/17/2004 9:30:00 AM
0405192-01D	AS EFFLUENT		5/17/2004 9:30:00 AM



Analytical Services Center
 International Specialists in Environmental Analysis
 4493 Walden Avenue
 Lancaster, New York 14086

Laboratory Results
 NYS ELAP ID#: 10486
 Phone: (716) 685-8080

Lab Order: 0405192

Client: E and E Buffalo Office

Project: Mr. C's Dry Cleaners

DATES SUMMARY REPORT

LAB Sample ID (CLIENT)	Matrix	Test Name	Collection Date	Received Date	HT (Days) / HT Expire	Analyzed* - Analysis/BatchID	Type	DF	#Analytes	Flag
405192-01A	AS EFFLUENT	Water	5/17/2004 9:30:00 AM	5/17/2004 10:05:00 AM	7:R 5/24/2004 10:05:00 AM	964440	SAMP	1	48	
405192-01B		Low Level VOCs by Method 8260B ICP Digestion of Waters by Method 3010A			180:R 1/13/2004 10:05:00 AM	200402180	NA	NA	NA	
		ICP Metals Analysis by Method 6010B			180:R 1/13/2004 10:05:00 AM	971069	SAMP	1	14	
		Mercury Analysis in Water by Method 7470A			26:R 6/12/2004 10:05:00 AM	962152	SAMP	1	1	
		Mercury Prep for Waters by Method 7470A			26:R 6/12/2004 10:05:00 AM	200402100	NA	NA	NA	
405192-01C		Cyanide Prep, Total for Water by Method 9012A			12:R 5/29/2004 10:05:00 AM	200402216	NA	NA	NA	
405192-01D		Cyanide, Total by Method 9012A			12:R 5/29/2004 10:05:00 AM	966572	SAMP	1	1	
		Hardness, Total by Method EPA 130.2			180:R 1/13/2004 10:05:00 AM	961572	SAMP	1	1	
		Total Dissolved Solids (TDS) by method EPA 160.1			5:R 5/22/2004 10:05:00 AM	964140	SAMP	1	1	
		Total Suspended Solids, Non-filterable Residue			5:R 5/22/2004 10:05:00 AM	964177	SAMP	1	1	

IT From: C-Collection / R- Receipt(VTSR) / P-Prep / T-TCLP Prep

"Analyzed" reflects the analysis date and time or injection time for analytical tests. For preparation tests "Analyzed" reflects the start of the preparation except when "AFCEE criteria used"; flag indicates date and time of completion of the preparation.
 For TCLP/SPLP Extractions and subsequent preparation tests... "Analyzed" reflects the date of TCLP/SPLP Extraction/preparation. For Re-extracted (RE) samples: Preparation tests completed dates reflects the extraction from the original sample leachate unless an "RE" Sample exists for the extraction (tumble) test.



Analytical Services Center
International Specialists in Environmental Analysis
4493 Walden Avenue
Lancaster, New York 14086

Laboratory Results

NYS ELAP ID#: 10486
Phone: (716) 685-8080

Client: E and E Buffalo Office
Project: Mr. C's Dry Cleaners
Work Order: 0405192

Method References

GCMS Volatiles

VOCs, Low Level by GCMS Method 8260B

Test Methods for Evaluating Solid Waste: Physical/Chemical Methods. 3rd ed. 1986. Volumes.1A, 1B, 1C & Volume 2. (Includes all Updates). U.S. Environmental Protection Agency, Office of Solid Waste and Emergency Response.

Mercury

Mercury Analysis in Water by Method 7470A

Test Methods for Evaluating Solid Waste: Physical/Chemical Methods. 3rd ed. 1986. Volumes.1A, 1B, 1C & Volume 2. (Includes all Updates). U.S. Environmental Protection Agency, Office of Solid Waste and Emergency Response.

Metals

Metals, TAL by ICP Method 6010B

Test Methods for Evaluating Solid Waste: Physical/Chemical Methods. 3rd ed. 1986. Volumes.1A, 1B, 1C & Volume 2. (Includes all Updates). U.S. Environmental Protection Agency, Office of Solid Waste and Emergency Response.

WetChemistry

Cyanide, Total by Method 9012A

Test Methods for Evaluating Solid Waste: Physical/Chemical Methods. 3rd ed. 1986. Volumes.1A, 1B, 1C & Volume 2. (Includes all Updates). U.S. Environmental Protection Agency, Office of Solid Waste and Emergency Response.

Hardness, Total by Method EPA 130.2

Methods for Chemical Analysis of Water and Wastes. 1983. EPA-600/4-79-020. U.S. Environmental Protection Agency, Environmental Monitoring and Support Laboratory.

Total Dissolved Solids (TDS) by method 160.1

Methods for Chemical Analysis of Water and Wastes. 1983. EPA-600/4-79-020. U.S. Environmental Protection Agency, Environmental Monitoring and Support Laboratory.

Total Suspended Solids (TSS) by method 160.2

Methods for Chemical Analysis of Water and Wastes. 1983. EPA-600/4-79-020. U.S. Environmental Protection Agency, Environmental Monitoring and Support Laboratory.



Analytical Services Center

International Specialists in Environmental Analysis

4493 Walden Avenue

Lancaster, New York 14086

Laboratory Results

NYS ELAP ID#: 10486

Phone: (716) 685-8080

Client: E and E Buffalo Office

Client Sample ID: AS EFFLUENT

Lab Order: 0405192

Alt. Client ID:

Project: Mr. C's Dry Cleaners

Collection Date: 5/17/2004 9:30:00 AM % Moist:

Lab ID: 0405192-01A

Sample Type: SAMP

Matrix: Water

Test Code: 1_8260B_5030B_TCL_LL_W

LOW LEVEL VOCS BY METHOD 8260B

Method: SW8260B

Prep Method: SW5030B_LL

Analyte	Result	Q	Limit	Units	DF	Date Analyzed	Run Batch ID	Analyst
1,1,1-Trichloroethane	ND		1.00	µg/L	1	5/18/2004 11:27:00 PM	PERRY_040518B	MRD
1,1,2,2-Tetrachloroethane	ND		1.00	µg/L	1			
1,1,2-Trichloro-1,2,2-trifluoroethane	ND		1.00	µg/L	1			
1,1,2-Trichloroethane	ND		1.00	µg/L	1			
1,1-Dichloroethane	ND		1.00	µg/L	1			
1,1-Dichloroethene	ND		1.00	µg/L	1			
1,2,4-Trichlorobenzene	ND		1.00	µg/L	1			
1,2-Dibromo-3-chloropropane	ND		5.00	µg/L	1			
1,2-Dibromoethane	ND		1.00	µg/L	1			
1,2-Dichlorobenzene	ND		1.00	µg/L	1			
1,2-Dichloroethane	ND		1.00	µg/L	1			
1,2-Dichloropropane	ND		1.00	µg/L	1			
1,3-Dichlorobenzene	ND		1.00	µg/L	1			
1,4-Dichlorobenzene	ND		1.00	µg/L	1			
2-Butanone	ND		5.00	µg/L	1			
2-Hexanone	ND		5.00	µg/L	1			
4-Methyl-2-pentanone	ND		5.00	µg/L	1			
Acetone	ND		5.00	µg/L	1			
Benzene	ND		1.00	µg/L	1			
Bromodichloromethane	ND		1.00	µg/L	1			
Bromoform	ND		1.00	µg/L	1			
Bromomethane	ND		2.00	µg/L	1			
Carbon disulfide	ND		5.00	µg/L	1			
Carbon tetrachloride	ND		1.00	µg/L	1			
Chlorobenzene	ND		1.00	µg/L	1			
Chloroethane	ND		2.00	µg/L	1			
Chloroform	ND		1.00	µg/L	1			
Chloromethane	ND		2.00	µg/L	1			
cis-1,2-Dichloroethene	ND		1.00	µg/L	1			
cis-1,3-Dichloropropene	ND		1.00	µg/L	1			
Cyclohexane	ND		1.00	µg/L	1			
Dibromochloromethane	ND		1.00	µg/L	1			
Dichlorodifluoromethane	ND		5.00	µg/L	1			
Ethylbenzene	ND		1.00	µg/L	1			
Isopropylbenzene	ND		1.00	µg/L	1			
Methyl acetate	ND		1.00	µg/L	1			
Methyl tert-butyl ether	2.29		1.00	µg/L	1			

Abbreviations:

* - Recovery outside QC limits

DF - Dilution Factor

H - Value Exceeds Maximum Contaminant Level

N - Single Column Analysis

NP - Petroleum Pattern is not present

B - Analyte found in Method blank

DNI - Did not Ignite

J - Estimated value

NC - Not Calculated

P - Post Spike Recovery outside limits

D - Diluted due to matrix or extended target compounds

E - Result exceeds Highest Calibration Standard

M - Matrix Spike Recovery outside limits

ND - Not Detected at the Reporting Limit

R - RPD outside recovery limits



Analytical Services Center

International Specialists in Environmental Analysis

4493 Walden Avenue

Lancaster, New York 14086

Laboratory Results

NYS ELAP ID#: 10486

Phone: (716) 685-8080

Client: E and E Buffalo Office

Lab Order: 0405192

Project: Mr. C's Dry Cleaners

Lab ID: 0405192-01A

Sample Type: SAMP

Matrix: Water

Client Sample ID: AS EFFLUENT

Alt. Client ID:

Collection Date: 5/17/2004 9:30:00 AM % Moist:

Test Code: 1_8260B_5030B_TCL_LL_W

LOW LEVEL VOCS BY METHOD 8260B

Method: SW8260B

Prep Method: SW5030B_LL

Analyte	Result	Q	Limit	Units	DF	Date Analyzed	Run Batch ID	Analyst
Methylcyclohexane	ND		1.00	µg/L	1			
Methylene chloride	ND		1.00	µg/L	1			
Styrene	ND		1.00	µg/L	1			
Tetrachloroethene	2.78		1.00	µg/L	1			
Toluene	0.257	J	1.00	µg/L	1			
trans-1,2-Dichloroethene	ND		1.00	µg/L	1			
trans-1,3-Dichloropropene	ND		1.00	µg/L	1			
Trichloroethene	ND		1.00	µg/L	1			
Trichlorofluoromethane	ND		1.00	µg/L	1			
Vinyl chloride	ND		1.00	µg/L	1			
Xylenes, Total	ND		1.00	µg/L	1			
Surr:1,2-Dichloroethane-d4	91		70 - 128	%REC	1	5/18/2004 11:27:00 PM	PERRY_040518B	MRD
Surr:4-Bromofluorobenzene	103		80 - 119	%REC	1			
Surr:Dibromofluoromethane	96		85 - 110	%REC	1			
Surr:Toluene-d8	102		83 - 110	%REC	1			

Abbreviations:

* - Recovery outside QC limits

DF - Dilution Factor

H - Value Exceeds Maximum Contaminant Level

N - Single Column Analysis

NP - Petroleum Pattern is not present

B - Analyte found in Method blank

DNI - Did not Ignite

J - Estimated value

NC - Not Calculated

P - Post Spike Recovery outside limits

D - Diluted due to matrix or extended target compounds

E - Result exceeds Highest Calibration Standard

M - Matrix Spike Recovery outside limits

ND - Not Detected at the Reporting Limit

R - RPD outside recovery limits

10



Analytical Services Center

International Specialists in Environmental Analysis

4493 Walden Avenue

Lancaster, New York 14086

Laboratory Results

NYS ELAP ID#: 10486

Phone: (716) 685-8080

CLIENT: E and E Buffalo Office

Client Sample ID: AS EFFLUENT

Lab Order: 0405192

Alt. Client ID:

Project: Mr. C's Dry Cleaners

Collection Date: 5/17/2004 9:30:00 AM

Lab ID: 0405192-01A

Sample Type: SAMP

Matrix: WATER

% Moist:

TENTATIVELY IDENTIFIED COMPOUNDS

CAS NUMBER	COMPOUND NAME	RT	EST. CONC.	Q	Units	DF	Quality (%)	Date Analyzed	Run Batch ID	Analyst
------------	---------------	----	------------	---	-------	----	-------------	---------------	--------------	---------

LOW LEVEL VOCS BY METHOD 8260B

1_8260B_5030B_TCL_LL_W

NO TENTATIVELY IDENTIFIED COMPOUNDS

ions:

* - Recovery outside QC limits

DF - Dilution Factor

H - Value Exceeds Maximum Contaminant Level

N - Single Column Analysis

NP - Petroleum Pattern is not present

B - Analyte found in Method blank

DNI - Did not Ignite

J - Estimated value

NC - Not Calculated

P - Post Spike Recovery outside limits

D - Diluted due to matrix or extended target compounds

E - Result exceeds Highest Calibration Standard

M - Matrix Spike Recovery outside limits

ND - Not Detected at the Reporting Limit

R - RPD outside recovery limits



Analytical Services Center
 International Specialists in Environmental Analysis
 4493 Walden Avenue
 Lancaster, New York 14086

Laboratory Results
 NYS ELAP ID#: 10486
 Phone: (716) 685-8080

CLIENT: E and E Buffalo Office
Work Order: 0405192
Project: Mr. C's Dry Cleaners

QC SUMMARY REPORT
 Method Blank

VOCs, Low Level by GCMS Method 8260B

Sample ID: **MB-1768-76-2** Client Sample ID: _____ Test Code: **1_8260B_5030B_TCL_LL_W** Units: **µg/L**

Run Batch ID: **PERRY_040518B** SeqNo: **964439** Analysis Date: **5/18/2004 9:51:00 PM** Prep Batch ID: **0405184p2r** DF: **1** DL_No: **1**

Analyte Type / Name Result MDL RL Spike Value Orig Result %REC LowLimit HighLimit RPD RPD Limit 1 Qual

A 1,1,1-Trichloroethane	ND	0.1230	1,000									
A 1,1,2,2-Tetrachloroethane	ND	0.1710	1,000									
A 1,1,2-Trichloro-1,2,2-trifluoroethane	ND	0.2720	1,000									
A 1,1,2-Trichloroethane	ND	0.1390	1,000									
A 1,1-Dichloroethane	ND	0.1170	1,000									
A 1,1-Dichloroethene	ND	0.1370	1,000									
A 1,2,4-Trichlorobenzene	ND	0.1450	1,000									
A 1,2-Dibromo-3-chloropropane	ND	0.3730	5,000									
A 1,2-Dibromoethane	ND	0.1260	1,000									
A 1,2-Dichlorobenzene	ND	0.08000	1,000									
A 1,2-Dichloroethane	ND	0.1090	1,000									
A 1,2-Dichloropropane	ND	0.09610	1,000									
A 1,3-Dichlorobenzene	ND	0.09330	1,000									
A 1,4-Dichlorobenzene	ND	0.1010	1,000									
A 2-Butanone	ND	0.8150	5,000									
A 2-Hexanone	ND	0.1870	5,000									
A 4-Methyl-2-pentanone	ND	0.3930	5,000									
A Acetone	2.408	1.730	5,000									J
A Benzene	ND	0.1040	1,000									
A Bromodichloromethane	ND	0.1410	1,000									
A Bromoform	ND	0.09900	1,000									
A Bromomethane	ND	0.1010	2,000									

Definitions:

- * - Recovery outside QC limits
- DNI - Did not ignite
- M - Matrix Spike Recovery outside limits
- NP - Petroleum Pattern is not present
- B - Analyte found in Method blank
- E - Result exceeds Highest Calibration Standard
- N - Single Column Analysis
- P - Post Spike Recovery outside limits
- D - Diluted due to matrix or extended target compounds
- H - Value Exceeds Maximum Contaminant Level
- NC - Not Calculated
- R - RPD outside recovery limits
- DF - Dilution Factor
- J - Estimated value
- ND - Not Detected at the Reporting Limit
- RL - Reporting Limit

Footnotes: 1 - Represents RSD Limit for Quad Analysis



Analytical Services Center
 International Specialists in Environmental Analysis
 4493 Walden Avenue
 Lancaster, New York 14086

Laboratory Results
 NYS ELAP ID#: 10486
 Phone: (716) 685-8080

CLIENT: E and E Buffalo Office
Work Order: 0405192
Project: Mr. C's Dry Cleaners

QC SUMMARY REPORT
 Method Blank

VOCs, Low Level by GCMS Method 8260B

Sample ID: **MB-1768-76-2** Client Sample ID: _____ Test Code: **1_8260B_5030B_TCL_LL_W** Units: **µg/L**

Run Batch ID: **PERRY_040518B** SeqNo: **964439** Analysis Date: **5/18/2004 9:51:00 PM** Prep Batch ID: **0405184p2r** DF: **1** DL_No: **1**

Analyte Type / Name Result MDL RL Spike Value Orig Result %REC LowLimit HighLimit RPD RPD Limit 1 Qual

A Carbon disulfide	ND	0.1180	5.000									
A Carbon tetrachloride	ND	0.1110	1.000									
A Chlorobenzene	ND	0.1150	1.000									
A Chloroethane	ND	0.1210	2.000									
A Chloroform	ND	0.1200	1.000									
A Chloromethane	ND	0.1420	2.000									
A cis-1,2-Dichloroethene	ND	0.09900	1.000									
A cis-1,3-Dichloropropene	ND	0.1040	1.000									
A Cyclohexane	ND	0.09990	1.000									
A Dibromochloromethane	ND	0.08740	1.000									
A Dichlorodifluoromethane	ND	0.3040	5.000									
A Ethylbenzene	ND	0.1640	1.000									
A Isopropylbenzene	ND	0.1010	1.000									
A Methyl acetate	ND	0.3870	1.000									
A Methyl tert-butyl ether	ND	0.1090	1.000									
A Methylcyclohexane	ND	0.1070	1.000									
A Methylene chloride	ND	0.1280	1.000									
A Styrene	ND	0.1180	1.000									
A Tetrachloroethene	ND	0.1410	1.000									
A Toluene	ND	0.1190	1.000									
A trans-1,2-Dichloroethene	ND	0.1280	1.000									
A trans-1,3-Dichloropropene	ND	0.1120	1.000									

Definitions:

- * - Recovery outside QC limits
- DNI - Did not Ignite
- M - Matrix Spike Recovery, outside limits
- NP - Petroleum Pattern is not present
- B - Analyte found in Method blank
- E - Result exceeds Highest Calibration Standard
- N - Single Column Analysis
- P - Post Spike Recovery outside limits
- D - Diluted due to matrix or extended target compounds
- H - Value Exceeds Maximum Contaminant Level
- NC - Not Calculated
- R - RPD outside recovery limits
- DF - Dilution Factor
- J - Estimated value
- ND - Not Detected at the Reporting Limit
- I - Represents RSD Limit for Quad Analysis
- RL - Reporting Limit

Footnotes:



Analytical Services Center
 International Specialists in Environmental Analysis
 4493 Walden Avenue
 Lancaster, New York 14086

Laboratory Results
 NYS ELAP ID#: 10486
 Phone: (716) 685-8080

CLIENT: E and E Buffalo Office
Work Order: 0405192
Project: Mr. C's Dry Cleaners

QC SUMMARY REPORT
 Method Blank

VOCs, Low Level by GCMS Method 8260B

Sample ID: **MB-1768-76-2** Client Sample ID: _____ Units: µg/L
 Test Code: **1_8260B_5030B_TCL_LL_W** DF: 1 DL No: 1

Run Batch ID: **PERRY_040518B** SeqNo: **964439** Analysis Date: **5/18/2004 9:51:00 PM** Prep Batch ID: **0405184p2r** Prep Date: _____

Analyte Type / Name	Result	MDL	PL	Spike Value	Orig Result	%REC	LowLimit	HighLimit	RPD	RPD Limit 1	Qual
A Trichloroethene	ND	0.1630	1.000								
A Trichlorofluoromethane	ND	0.1850	1.000								
A Vinyl chloride	ND	0.1190	1.000								
A Xylenes, Total	ND	0.3070	1.000								
S 1,2-Dichloroethane-d4	9.404	0	0			94	70	128			
S 4-Bromofluorobenzene	10.10	0	0			101	80	119			
S Dibromofluoromethane	9.890	0	0			99	85	110			
S Toluene-d8	10.11	0	0			101	83	110			

1-A
 1-B

Definitions:

- * - Recovery outside QC limits
- DNI - Did not Ignite
- M - Matrix Spike Recovery outside limits
- NP - Petroleum Pattern is not present
- B - Analyte found in Method blank
- E - Result exceeds Highest Calibration Standard
- N - Single Column Analysis
- P - Post Spike Recovery outside limits
- D - Diluted due to matrix or extended target compounds
- H - Value Exceeds Maximum Contaminant Level
- NC - Not Calculated
- R - RPD outside recovery limits
- DF - Dilution Factor
- J - Estimated value
- ND - Not Detected at the Reporting Limit

Footnotes: 1 - Represents RSD Limit for Quad Analysis RL - Reporting Limit



Analytical Services Center
 International Specialists in Environmental Analysis
 4493 Walden Avenue
 Lancaster, New York 14086

Laboratory Results

NYS ELAP ID#: 10486
 Phone: (716) 685-8080

CLIENT: E and E Buffalo Office

Client Sample ID:

Lab Order: 0405192

Alt. Client ID:

Project: Mr. C's Dry Cleaners

Collection Date:

Lab ID: MB-1768-76-2

Sample Type: MBLK

Matrix: WATER

% Moist:

TENTATIVELY IDENTIFIED COMPOUNDS

CAS NUMBER	COMPOUND NAME	RT	EST. CONC.	Q	Units	DF	Date Analyzed	Run Batch ID	Analyst
------------	---------------	----	------------	---	-------	----	---------------	--------------	---------

LOW LEVEL VOCS BY METHOD 8260B

1_8260B_5030B_TCL_LL_W

NO TENTATIVELY IDENTIFIED COMPOUNDS

Definitions:	ND - Not Detected at the Reporting Limit	* - Recovery outside limits	M - Matrix Spike recovery outside limits
	J - Analyte detected below Reporting limits	R - RPD outside recovery limits	Q - Qualifier
	B - Analyte detected in the associated Method Blank	E - Value above quantitation range	D - Diluted Out
	H - Value exceeds Maximum Contaminant Level	Surr - Denotes Surrogate Compound	N - Single Column Analysis



Analytical Services Center
 International Specialists in Environmental Analysis
 4493 Walden Avenue
 Lancaster, New York 14086

Laboratory Results
 NYS ELAP ID#: 10486
 Phone: (716) 685-8080

CLIENT: E and E Buffalo Office
Work Order: 0405192
Project: Mr. C's Dry Cleaners

QC SUMMARY REPORT
 Sample Matrix Spike

VOCs, Low Level by GCMS Method 8260B

Sample ID: 0405192-01A Client Sample ID: AS EFFLUENT

Run Batch ID: PERRY_040518B

SeqNo: 964441 Analysis Date: 5/19/2004 2:50:00 AM

Prep Batch ID: 0405184p2r

Test Code: 1_8260B_5030B_TCL_LL_W

Units: µg/L

DF: 1 DL_No: 1

Prep Date:

Analyte Type / Name	Result	MDL	RL	Spike Value	Orig Result	%REC	LowLimit	HighLimit	RPD	RPD Limit	Qual
A 1,1-Dichloroethene	9.257	0.1370	1.000	10.00	10.00	0	93	80	120		
A Benzene	10.70	0.1040	1.000	10.00	10.00	0	107	80	120		
A Chlorobenzene	10.34	0.1150	1.000	10.00	10.00	0	103	80	120		
A Toluene	10.68	0.1190	1.000	10.00	10.00	0.2570	104	80	120		
A Trichloroethene	11.09	0.1630	1.000	10.00	10.00	0	111	80	120		
S 1,2-Dichloroethane-d4	9.802	0	0	10.00	10.00	0	98	70	128		
S 4-Bromofluorobenzene	9.954	0	0	10.00	10.00	0	100	80	119		
S Dibromofluoromethane	9.897	0	0	10.00	10.00	0	99	85	110		
S Toluene-d8	10.29	0	0	10.00	10.00	0	103	83	110		

Definitions:

- * - Recovery outside QC limits
- DNI - Ignite
- M - Matrix Spike Recovery outside limits
- NP - Petroleum Pattern is not present
- B - Analyte found in Method blank
- E - Result exceeds Highest Calibration Standard
- N - Single Column Analysis
- P - Post Spike Recovery outside limits
- D - Diluted due to matrix or extended target compounds
- H - Value Exceeds Maximum Contaminant Level
- NC - Not Calculated
- R - RPD outside recovery limits
- DF - Dilution Factor
- J - Estimated value
- ND - Not Detected at the Reporting Limit

Footnotes: 1 - Represents RSD Limit for Quad Analysis RL - Reporting Limit



Analytical Services Center
International Specialists in Environmental Analysis
4493 Walden Avenue
Lancaster, New York 14086

Laboratory Results
NYS ELAP ID#: 10486
Phone: (716) 685-8080

CLIENT: E and E Buffalo Office
Work Order: 0405192
Project: Mr. C's Dry Cleaners

QC SUMMARY REPORT
Sample Matrix Spike Duplicate

VOCs, Low Level by GCMS Method 8260B

Sample ID: **0405192-01A** Client Sample ID: **AS EFFLUENT**

Run Batch ID: **PERRY_040518B** SeqNo: **964438**

Analysis Date: **5/19/2004 3:21:00 AM** Prep Batch ID: **0405184p2r**

Test Code: **1_8260B_5030B_TCL_LL_W** Units: **µg/L**

DF: **1** DL_No: **1**

Prep Date:

Analyte Type / Name	Result	MDL	RL	Spike Value	Orig Result	%REC	LowLimit	HighLimit	RPD	RPD Limit 1	Qual
A 1,1-Dichloroethene	9.231	0.1370	1.000	10.00	0	92	80	120	0.3	0	
A Benzene	10.62	0.1040	1.000	10.00	0	106	80	120	0.8	20	
A Chlorobenzene	10.42	0.1150	1.000	10.00	0	104	80	120	0.8	20	
A Toluene	10.73	0.1190	1.000	10.00	0.2570	105	80	120	0.5	20	
A Trichloroethene	11.03	0.1630	1.000	10.00	0	110	80	120	0.5	20	
S 1,2-Dichloroethane-d4	9.796	0	0	10.00	0	98	70	128	0.0	0	
S 4-Bromofluorobenzene	9.918	0	0	10.00	0	99	80	119	0.0	0	
S Dibromofluoromethane	9.844	0	0	10.00	0	98	85	110	0.0	0	
S Toluene-d8	10.41	0	0	10.00	0	104	83	110	0.0	0	

104
8.3

Definitions:

- * - Recovery outside QC limits
- DNI - Did not Ignite
- M - Matrix Spike Recovery outside limits
- NP - Petroleum Pattern is not present
- B - Analyte found in Method blank
- E - Result exceeds Highest Calibration Standard
- N - Single Column Analysis
- P - Post Spike Recovery outside limits
- D - Diluted due to matrix or extended target compounds
- H - Value Exceeds Maximum Contaminant Level
- NC - Not Calculated
- R - RPD outside recovery limits
- DF - Dilution Factor
- J - Estimated value
- ND - Not Detected at the Reporting Limit

Footnotes: 1 - Represents RSD Limit for Quad Analysis RL - Reporting Limit

QC SUMMARY REPORT
 Laboratory Control Spike

CLIENT: E and E Buffalo Office
Work Order: 0405192
Project: Mr. C's Dry Cleaners

VOCs, Low Level by GCMS Method 8260B
Sample ID: LCS-1768-75-1 Client Sample ID:

Run Batch ID: PERRY_040518B
SeqNo: 964442

Analysis Date: 5/18/2004 8:26:00 PM

Prep Batch ID: 0405184p2r

Test Code: 1_8260B_5030B_TCL_LL_W
Units: µg/L
DF: 1 **DL_No:** 1
Prep Date:

Analyte Type / Name	Result	MDL	RL	Spike Value	Orig Result	%REC	LowLimit	HighLimit	RPD	RPD Limit	Qual
A 1,1-Dichloroethene	8.864	0.1370	1.000	10.00	0	89	80	120			
A Benzene	10.33	0.1040	1.000	10.00	0	103	80	120			
A Chlorobenzene	10.20	0.1150	1.000	10.00	0	102	80	120			
A Toluene	10.38	0.1190	1.000	10.00	0	104	80	120			
A Trichloroethene	10.36	0.1630	1.000	10.00	0	104	80	120			
S 1,2-Dichloroethane-d4	10.44	0	0	10.00	0	104	70	128			
S 4-Bromofluorobenzene	9.933	0	0	10.00	0	99	80	119			
S Dibromofluoromethane	10.01	0	0	10.00	0	100	85	110			
S Toluene-d8	10.25	0	0	10.00	0	102	83	110			

14

Definitions:

* - Recovery outside QC limits
 DNI - Did not Ignite
 M - Matrix Spike Recovery outside limits
 NP - Petroleum Pattern is not present

B - Analyte found in Method blank
 E - Result exceeds Highest Calibration Standard
 N - Single Column Analysis
 P - Post Spike Recovery outside limits

D - Diluted due to matrix or extended target compounds
 H - Value Exceeds Maximum Contaminant Level
 NC - Not Calculated
 R - RPD outside recovery limits

DF - Dilution Factor
 J - Estimated value
 ND - Not Detected at the Reporting Limit

Footnotes: 1 - Represents RSD Limit for Quad Analysis RL - Reporting Limit



Analytical Services Center
International Specialists in Environmental Analysis
4493 Walden Avenue
Lancaster, New York 14086

Laboratory Results

NYS ELAP ID#: 10486

Phone: (716) 685-8080

CLIENT: E and E Buffalo Office
Work Order: 0405192
Project: Mr. C's Dry Cleaners
Test Code: 1_8260B_5030B_TCL_LL_W
Batch ID: PERRY_040518B

QC SUMMARY REPORT SURROGATE RECOVERIES

Low Level VOCs by Method 8260B

Sample ID	Type	BR4FBZ	BZMED8	DBFM	DCA12D4				
0405192-01A	SAMP	103	102	96	91				
0405192-01A	MSD	99	104	98	98				
0405192-01A	MS	100	103	99	98				
LCS-1768-75-1	LCS	99	102	100	104				
MB-1768-76-2	MBLK	101	101	99	94				

Acronym	Surrogate	QC Limits
BR4FBZ	= 4-Bromofluorobenzene	80-119
BZMED8	= Toluene-d8	83-110
DBFM	= Dibromofluoromethane	85-110
DCA12D4	= 1,2-Dichloroethane-d4	70-128

* Surrogate recovery outside acceptance limits

D - Diluted due to matrix or extended target compounds



Analytical Services Center

International Specialists in Environmental Analysis

4493 Walden Avenue
Lancaster, New York 14086

Laboratory Results

NYS ELAP ID#: 10486

Phone: (716) 685-8080

Client: E and E Buffalo Office

Client Sample ID: AS EFFLUENT

Lab Order: 0405192

Alt. Client ID:

Project: Mr. C's Dry Cleaners

Collection Date: 5/17/2004 9:30:00 AM % Moist:

Lab ID: 0405192-01B

Sample Type: SAMP

Matrix: Water

Test Code: 1_6010B_TAL_W

ICP METALS ANALYSIS BY METHOD 6010B

Method: SW6010B

Prep Method: SW3010A

Analyte	Result	Q	Limit	Units	DF	Date Analyzed	Run Batch ID	Analyst
Aluminum	ND		200	µg/L	1	6/1/2004 3:11:14 PM	OPTIMA4300_040601H	SHT
Calcium	145000		1500	µg/L	1			
Cobalt	ND		20.0	µg/L	1			
Copper	ND		20.0	µg/L	1			
Iron	943		200	µg/L	1			
Lead	ND		5.00	µg/L	1			
Magnesium	25900		1500	µg/L	1			
Manganese	340		10.0	µg/L	1			
Nickel	ND		20.0	µg/L	1			
Potassium	6750		1500	µg/L	1			
Silver	ND		10.0	µg/L	1			
Sodium	254000		1500	µg/L	1			
Vanadium	ND		20.0	µg/L	1			
-	ND		20.0	µg/L	1			

Abbreviations:

R - Recovery outside QC limits

DF - Dilution Factor

H - Value Exceeds Maximum Contaminant Level

N - Single Column Analysis

NP - Petroleum Pattern is not present

B - Analyte found in Method blank

DNI - Did not Ignite

J - Estimated value

NC - Not Calculated

P - Post Spike Recovery outside limits

D - Diluted due to matrix or extended target compounds

E - Result exceeds Highest Calibration Standard

M - Matrix Spike Recovery outside limits

ND - Not Detected at the Reporting Limit

R - RPD outside recovery limits



Analytical Services Center
International Specialists in Environmental Analysis
4493 Walden Avenue
Lancaster, New York 14086

Laboratory Results
NYS ELAP ID#: 10486
Phone: (716) 685-8080

CLIENT: E and E Buffalo Office
Work Order: 0405192
Project: Mr. C's Dry Cleaners

QC SUMMARY REPORT
Method Blank

Metals, TAL by ICP Method 6010B
Sample ID: **MB-200402180**

Test Code: **1_6010B_TAL_W**
Units: **µg/L**
DF: **1** DL_No: **1**
Prep Date: **5/24/2004**

Run Batch ID: **OPTIMA4300_040601H**

Client Sample ID:
SeqNo: **971055** Analysis Date: **6/1/2004 2:09:45 PM** Prep Batch ID: **200402180**

Analyte Type / Name	Result	MDL	RL	Spike Value	Orig Result	%REC	LowLimit	HighLimit	RPD	RPD Limit	Qual
A Aluminum	ND	25.20	200.0								
A Antimony	ND	6.530	20.00								
A Arsenic	ND	6.970	25.00								
A Barium	ND	0.8970	20.00								
A Beryllium	ND	0.1520	5.000								
A Cadmium	ND	0.5190	5.000								
A Calcium	ND	175.0	1500								
A Chromium	ND	0.7290	10.00								
A Cobalt	ND	0.5850	20.00								
A Copper	ND	3.340	20.00								
A Iron	ND	46.40	200.0								
A Lead	ND	4.650	5.000								
A Magnesium	ND	30.00	1500								
A Manganese	ND	1.340	10.00								
A Nickel	ND	1.610	20.00								
A Potassium	ND	149.0	1500								
A Selenium	ND	6.500	20.00								
A Silver	ND	1.180	10.00								
A Sodium	ND	47.30	1500								
A Thallium	ND	7.440	20.00								
A Vanadium	ND	2.960	20.00								
A Zinc	3.400	1.850	20.00								

Definitions:

- * - Recovery outside QC limits
- DNI - Did not ignite
- M - Matrix Spike Recovery outside limits
- NP - Petroleum Pattern is not present
- B - Analyte found in Method blank
- E - Result exceeds Highest Calibration Standard
- N - Single Column Analysis
- P - Post Spike Recovery outside limits
- D - Diluted due to matrix or extended target compounds
- H - Value Exceeds Maximum Contaminant Level
- NC - Not Calculated
- R - RPD outside recovery limits
- DF - Dilution Factor
- J - Estimated value
- ND - Not Detected at the Reporting Limit

Footnotes: I - Represents RSD Limit for Quad Analysis RL - Reporting Limit



Analytical Services Center
International Specialists in Environmental Analysis
4493 Walden Avenue
Lancaster, New York 14086

Laboratory Results

NYS ELAP ID#: 10486
Phone: (716) 685-8080

CLIENT: E and E Buffalo Office
Work Order: 0405192
Project: Mr. C's Dry Cleaners

QC SUMMARY REPORT

Sample Matrix Spike

Metals, TAL by ICP Method 6010B

Sample ID: 0405161-01AS Client Sample ID: IA-31 RINSATE

Run Batch ID: OPTIMA4300_040601H SeqNo: 971058

Analysis Date: 6/1/2004 2:23:04 PM

Prep Batch ID: 200402180

Prep Date: 5/24/2004

Test Code: 1_6010B_TAL_W Units: µg/L

DF: 1 DL_No: 1

Analyte Type / Name	Result	MDL	RL	Spike Value	Orig Result	%REC	LowLimit	HighLimit	RPD	RPD Limit	Qual
A Aluminum	1072	25.20	200.0	1000	0	107	75	125			
A Antimony	1040	6.530	20.00	1000	0	104	75	125			
A Arsenic	1042	6.970	25.00	1000	0	104	75	125			
A Barium	1074	0.8970	20.00	1000	19.25	105	75	125			
A Beryllium	1033	0.1520	5.000	1000	0	103	75	125			
A Cadmium	1075	0.5190	5.000	1000	0	107	75	125			
A Calcium	10830	175.0	1500	10000	613.8	102	75	125			
A Chromium	1053	0.7290	10.00	1000	0	105	75	125			
A Cobalt	1119	0.5850	20.00	1000	0	112	75	125			
A Copper	1033	3.340	20.00	1000	0	103	75	125			
A Iron	10940	46.40	200.0	10000	0	109	75	125			
A Lead	1119	4.650	5.000	1000	0	112	75	125			
A Magnesium	11560	30.00	1500	10000	469.2	111	75	125			
A Manganese	1121	1.340	10.00	1000	5.740	111	75	125			
A Nickel	1075	1.610	20.00	1000	0	107	75	125			
A Potassium	10900	149.0	1500	10000	532.2	104	75	125			
A Selenium	1042	6.500	20.00	1000	0	104	75	125			
A Silver	48.88	1.180	10.00	50.00	0	98	75	125			
A Sodium	12480	47.30	1500	10000	2104	104	75	125			
A Thallium	1100	7.440	20.00	1000	0	110	75	125			
A Vanadium	1047	2.960	20.00	1000	0	105	75	125			
A Zinc	1037	1.850	20.00	1000	4.297	103	75	125			

Definitions:

- * - Recovery outside QC limits
- DNI - Did not ignite
- M - Matrix Spike Recovery outside limits
- NP - Petroleum Pattern is not present
- B - Analyte found in Method blank
- E - Result exceeds Highest Calibration Standard
- N - Single Column Analysis
- P - Post Spike Recovery outside limits
- D - Diluted due to matrix or extended target compounds
- H - Value Exceeds Maximum Contaminant Level
- NC - Not Calculated
- R - RPD outside recovery limits
- DF - Dilution Factor
- J - Estimated value
- ND - Not Detected at the Reporting Limit
- I - Represents RSD Limit for Quad Analysis
- RL - Reporting Limit

Footnotes:

1 - Represents RSD Limit for Quad Analysis



Analytical Services Center
International Specialists in Environmental Analysis
4493 Walden Avenue
Lancaster, New York 14086

Laboratory Results
NYS ELAP ID#: 10486
Phone: (716) 685-8080

CLIENT: E and E Buffalo Office
Work Order: 0405192
Project: Mr. C's Dry Cleaners

QC SUMMARY REPORT
Laboratory Control Spike

Metals, TAL by ICP Method 6010B

Sample ID: LCS-200402180

Client Sample ID:

Test Code: 1_6010B_TAL_W

Units: µg/L

DF: 1 DL_No: 1

Run Batch ID: OPTIMA4300_040601H

Analysis Date: 6/1/2004 2:14:18 PM

Prep Batch ID: 200402180

Prep Date: 5/24/2004

Analyte Type / Name	Result	MDL	RL	Spike Value	Orig Result	%REC	LowLimit	HighLimit	RPD	RPD Limit	Qual
A Aluminum	1137	25.20	200.0	1000	0	114	80	120			
A Antimony	1052	6.530	20.00	1000	0	105	80	120			
A Arsenic	1052	6.970	25.00	1000	0	105	80	120			
A Barium	1057	0.8970	20.00	1000	0	106	80	120			
A Beryllium	1040	0.1520	5.000	1000	0	104	80	120			
A Cadmium	1076	0.5190	5.000	1000	0	108	80	120			
A Calcium	10650	175.0	1500	10000	0	107	80	120			
A Chromium	1059	0.7290	10.00	1000	0	106	80	120			
A Cobalt	1119	0.5850	20.00	1000	0	112	80	120			
A Copper	1036	3.340	20.00	1000	0	104	80	120			
A Iron	11350	46.40	200.0	10000	0	114	80	120			
A Lead	1122	4.650	5.000	1000	0	112	80	120			
A Magnesium	11410	30.00	1500	10000	0	114	80	120			
A Manganese	1115	1.340	10.00	1000	0	111	80	120			
A Nickel	1086	1.610	20.00	1000	0	109	80	120			
A Potassium	10690	149.0	1500	10000	0	107	80	120			
A Selenium	1068	6.500	20.00	1000	0	107	80	120			
A Silver	49.32	1.180	10.00	50.00	0	99	80	120			
A Sodium	10650	47.30	1500	10000	0	107	80	120			
A Thallium	1103	7.440	20.00	1000	0	110	80	120			
A Vanadium	1060	2.960	20.00	1000	0	106	80	120			
A Zinc	1038	1.850	20.00	1000	0	104	80	120			

Definitions:

- * - Recovery outside QC limits
- DNI - Did not Ignite
- M - Matrix Spike Recovery outside limits
- NP - Petroleum Pattern is not present
- B - Analyte found in Method blank
- E - Result exceeds Highest Calibration Standard
- N - Single Column Analysis
- P - Post Spike Recovery outside limits
- D - Diluted due to matrix or extended target compounds
- H - Value Exceeds Maximum Contaminant Level
- NC - Not Calculated
- R - RPD outside recovery limits
- DF - Dilution Factor
- J - Estimated value
- ND - Not Detected at the Reporting Limit

Footnotes: I - Represents RSD Limit for Quad Analysis RL - Reporting Limit



Analytical Services Center

International Specialists in Environmental Analysis

4493 Walden Avenue

Lancaster, New York 14086

Laboratory Results

NYS ELAP ID# 10486

Phone: (716) 685-8080

Client: E and E Buffalo Office

Client Sample ID: AS EFFLUENT

Lab Order: 0405192

Alt. Client ID:

Project: Mr. C's Dry Cleaners

Collection Date: 5/17/2004 9:30:00 AM % Moist:

Lab ID: 0405192-01B

Sample Type: SAMP

Matrix: Water

Test Code: 1_7470A_HG_W

MERCURY ANALYSIS IN WATER BY METHOD 7470A

Method: SW7470A

Prep Method: SW7470A

Analyte	Result	Q	Limit	Units	DF	Date Analyzed	Run Batch ID	Analyst
Mercury	ND		0.200	µg/L	1	5/19/2004 9:51:10 AM	LEEMAN_040519A	JLS

Definitions:

* - Recovery outside QC limits

DF - Dilution Factor

H - Value Exceeds Maximum Contaminant Level

N - Single Column Analysis

NP - Petroleum Pattern is not present

B - Analyte found in Method blank

DNI - Did not Ignite

J - Estimated value

NC - Not Calculated

P - Post Spike Recovery outside limits

D - Diluted due to matrix or extended target compounds

E - Result exceeds Highest Calibration Standard

M - Matrix Spike Recovery outside limits

ND - Not Detected at the Reporting Limit

R - RPD outside recovery limits

25



Analytical Services Center
 International Specialists in Environmental Analysis
 4493 Walden Avenue
 Lancaster, New York 14086

Laboratory Results
 NYS ELAP ID# 10486
 Phone: (716) 685-8080

CLIENT: E and E Buffalo Office
Work Order: 0405192
Project: Mr. C's Dry Cleaners

QC SUMMARY REPORT
 Method Blank

Mercury Analysis in Water by Method 7470A

Sample ID: **MB-200402100** Client Sample ID:

Run Batch ID: **LEEMAN_040519A** SeqNo: **962136** Analysis Date: **5/19/2004 9:20:54 AM** Prep Batch ID: **200402100**

Analyte Type / Name

A Mercury

Result ND MDL 0.05440

RL Spike Value Orig Result %REC LowLimit HighLimit

0.2000

Test Code: **1_7470A_HG_W**

Units: **µg/L**

DF: 1 DL_No: 1

Prep Date: **5/18/2004**

RPD RPD Limit 1 Qual

26

Definitions:

- * - Recovery outside QC limits
- DNI - Did not Ignite
- M - Matrix Spike Recovery outside limits
- NP - Petroleum Pattern is not present
- B - Analyte found in Method blank
- E - Result exceeds Highest Calibration Standard
- N - Single Column Analysis
- P - Post Spike Recovery outside limits
- RL - Reporting Limit
- D - Diluted due to matrix or extended target compounds
- H - Value Exceeds Maximum Contaminant Level
- NC - Not Calculated
- R - RPD outside recovery limits
- DF - Dilution Factor
- J - Estimated value
- ND - Not Detected at the Reporting Limit

Footnotes: 1 - Represents RSD Limit for Quad Analysis



Analytical Services Center
 International Specialists in Environmental Analysis
 4493 Walden Avenue
 Lancaster, New York 14086

Laboratory Results

NYS ELAP ID# 10486
 Phone: (716) 685-8080

CLIENT: E and E Buffalo Office
Work Order: 0405192
Project: Mr. C's Dry Cleaners

QC SUMMARY REPORT

Sample Matrix Spike

Mercury Analysis in Water by Method 7470A

Sample ID: 0405184-01CS Client Sample ID: CM-EWS7-WO
 Run Batch ID: LEEMAN_040519A SeqNo: 962137 Analysis Date: 5/19/2004 9:25:06 AM Prep Batch ID: 200402100

Test Code: 1_7470A_HG_W

Units: µg/L

Analyte Type / Name	Result	MDL	RL	Spike Value	Orig Result	%REC	LowLimit	HighLimit	RPD	RPD Limit 1	Qual
A Mercury	1.076	0.05440	0.2000	1.000	0	108	80	120			

DF: 1 DL_No: 1
 Prep Date: 5/18/2004

27

Definitions:

- * - Recovery outside QC limits
- DNI - Did not Ignite
- M - Matrix Spike Recovery outside limits
- NP - Petroleum Pattern is not present
- B - Analyte found in Method blank
- E - Result exceeds Highest Calibration Standard
- N - Single Column Analysis
- P - Post Spike Recovery outside limits
- D - Diluted due to matrix or extended target compounds
- H - Value Exceeds Maximum Contaminant Level
- NC - Not Calculated
- R - RPD outside recovery limits
- DF - Dilution Factor
- J - Estimated value
- ND - Not Detected at the Reporting Limit

Footnotes: I - Represents RSD Limit for Quad Analysis RL - Reporting Limit



Analytical Services Center
 International Specialists in Environmental Analysis
 4493 Walden Avenue
 Lancaster, New York 14086

Laboratory Results
 NYS ELAP ID# 10486
 Phone: (716) 685-8080

CLIENT: E and E Buffalo Office
Work Order: 0405192
Project: Mr. C's Dry Cleaners

QC SUMMARY REPORT
 Sample Matrix Spike Duplicate

Mercury Analysis in Water by Method 7470A

Sample ID: 0405184-01CS1 Client Sample ID: CM-EWS7-WO
 Run Batch ID: LEEMAN_040519A SeqNo: 962138 Analysis Date: 5/19/2004 9:26:31 AM Prep Batch ID: 200402100

Test Code: 1_7470A_HG_W

Units: µg/L

Analyte Type / Name	Result	MDL	RL	Spike Value	Orig Result	%REC	LowLimit	HighLimit	RPD	RPD Limit	Qual
A Mercury	1.095	0.05440	0.2000	1.000	0	109	80	120	1.7	20	

DF: 1 DL_No: 1

Prep Date: 5/18/2004

20

Definitions:

- * - Recovery outside QC limits
- DNI - Did not Ignite
- M - Matrix Spike Recovery outside limits
- NP - Petroleum Pattern is not present
- B - Analyte found in Method blank
- E - Result exceeds Highest Calibration Standard
- N - Single Column Analysis
- P - Post Spike Recovery outside limits
- D - Diluted due to matrix or extended target compounds
- H - Value Exceeds Maximum Contaminant Level
- NC - Not Calculated
- R - RPD outside recovery limits
- DF - Dilution Factor
- J - Estimated value
- ND - Not Detected at the Reporting Limit

Footnotes: 1 - Represents RSD Limit for Quad Analysis RL - Reporting Limit



Analytical Services Center
 International Specialists in Environmental Analysis
 4493 Walden Avenue
 Lancaster, New York 14086

Laboratory Results
 NYS ELAP ID# 10486
 Phone: (716) 685-8080

QC SUMMARY REPORT
Laboratory Control Spike

CLIENT: E and E Buffalo Office
Work Order: 0405192
Project: Mr. C's Dry Cleaners

Mercury Analysis in Water by Method 7470A

Sample ID: **LCS-200402100** Client Sample ID:

Run Batch ID: **LEEMAN_040519A** SeqNo: **962135** Analysis Date: **5/19/2004 9:22:23 AM** Prep Batch ID: **200402100**

Analyte Type / Name

A Mercury

Test Code: **1_7470A_HG_W**

Units: **µg/L**

DF: **1** DL_No: **1**

Prep Date: **5/18/2004**

Result	MDL	RL	Spike Value	Orig Result	%REC	LowLimit	HighLimit	RPD	RPD Limit 1	Qual
1.082	0.05440	0.2000	1.000	0	108	80	120			

23

Definitions:

- * - Recovery outside QC limits
- DNI - Did not Ignite
- M - Matrix Spike Recovery outside limits
- NP - Petroleum Pattern is not present
- B - Analyte found in Method blank
- E - Result exceeds Highest Calibration Standard
- N - Single Column Analysis
- P - Post Spike Recovery outside limits
- D - Diluted due to matrix or extended target compounds
- H - Value Exceeds Maximum Contaminant Level
- NC - Not Calculated
- R - RPD outside recovery limits
- DF - Dilution Factor
- J - Estimated value
- ND - Not Detected at the Reporting Limit

Footnotes: 1 - Represents RSD Limit for Quad Analysis RL - Reporting Limit



Analytical Services Center

International Specialists in Environmental Analysis
4493 Walden Avenue
Lancaster, New York 14086

Laboratory Results

NYS ELAP ID#: 10486
Phone: (716) 685-8080

Client: E and E Buffalo Office

Client Sample ID: AS EFFLUENT

Lab Order: 0405192

Alt. Client ID:

Project: Mr. C's Dry Cleaners

Collection Date: 5/17/2004 9:30:00 AM % Moist:

Lab ID 0405192-01D

Sample Type: SAMP

Matrix: Water

Test Code: 1_130.2_HARD_W

HARDNESS, TOTAL BY METHOD EPA 130.2

Method: EPA130.2

Prep Method: NA

Analyte	Result	Q	Limit	Units	DF	Date Analyzed	Run Batch ID	Analyst
Hardness (As CaCO3)	466		1.00	mg/L	1	5/18/2004	WC_HARDNESS_040518A	LMH

Definitions:

* - Very outside QC limits

DF - Dilution Factor

H - Value Exceeds Maximum Contaminant Level

N - Single Column Analysis

NP - Petroleum Pattern is not present

B - Analyte found in Method blank

DNI - Did not Ignite

J - Estimated value

NC - Not Calculated

P - Post Spike Recovery outside limits

D - Diluted due to matrix or extended target compounds

E - Result exceeds Highest Calibration Standard

M - Matrix Spike Recovery outside limits

ND - Not Detected at the Reporting Limit

R - RPD outside recovery limits

30



Analytical Services Center
 International Specialists in Environmental Analysis
 4493 Walden Avenue
 Lancaster, New York 14086

Laboratory Results
 NYS ELAP ID#: 10486
 Phone: (716) 685-8080

CLIENT: E and E Buffalo Office
Work Order: 0405192
Project: Mr. C's Dry Cleaners

QC SUMMARY REPORT
 Method Blank

Hardness, Total by Method EPA 130.2

Sample ID **MB-040518160** Client Sample ID: **040518161R** Units: mg/L
 Run Batch ID: **WC_HARDNESS_040518A** SeqNo: **961566** Analysis Date **5/18/2004** DF: **1** DL_No: **1**
 Analyte Type / Name **A Hardness (As CaCO3)** Result **ND** MDL **1.000** RL **1.000** Spike Value **1.000** HighLimit **RPD** RPD Limit **1** Qual
 Test Code: **1_130.2_HARD_W** Prep Batch ID: **040518161R** Prep Date **5/18/2004**
 %REC **0** LowLimit **0** Orig Result **0**

Ca
 Pb

Definitions:

- * - Recovery outside QC limits
- DNI - Did not Ignite
- M - Matrix Spike Recovery outside limits
- NP - Petroleum Pattern is not present
- Footnotes: 1 - Represents RSD Limit for Quad Analysis RL - Reporting Limit
- B - Analyte found in Method blank
- E - Result exceeds Highest Calibration Standard
- N - Single Column Analysis
- P - Post Spike Recovery outside limits
- D - Diluted due to matrix or extended target compounds
- H - Value Exceeds Maximum Contaminant Level
- NC - Not Calculated
- R - RPD outside recovery limits
- DF - Dilution Factor
- J - Estimated value
- ND - Not Detected at the Reporting Limit



Analytical Services Center
 International Specialists in Environmental Analysis
 4493 Walden Avenue
 Lancaster, New York 14086

Laboratory Results
 NYS ELAP ID#: 10486
 Phone: (716) 685-8080

CLIENT: E and E Buffalo Office
Work Order: 0405192
Project: Mr. C's Dry Cleaners

QC SUMMARY REPORT
 Sample Duplicate

Hardness, Total by Method EPA 130.2

Sample ID: 0405192-01D Client Sample ID: AS EFFLUENT

Run Batch ID: WC_HARDNESS_040518A SeqNo: 961573 Analysis Date: 5/18/2004

Analyte Type / Name Result MDL Spike Value Orig Result %REC LowLimit HighLimit

A Hardness (As CaCO3) 450.8 1.000 1.000 466.5 3.4 20

Test Code: 1_130.2_HARD_W
 Units: mg/L
 DF: 1 DL_No: 1
 Prep Date: 5/18/2004
 RPD RPD Limit 1 Qual

33

Definitions:

- * - Recovery outside QC limits
- DNI - Did not ignite
- M - Matrix Spike Recovery outside limits
- NP - Petroleum Pattern is not present
- B - Analyte found in Method blank
- E - Result exceeds Highest Calibration Standard
- N - Single Column Analysis
- P - Post Spike Recovery outside limits
- D - Diluted due to matrix or extended target compounds
- H - Value Exceeds Maximum Contaminant Level
- NC - Not Calculated
- R - RPD outside recovery limits
- DF - Dilution Factor
- J - Estimated value
- ND - Not Detected at the Reporting Limit

Footnotes: 1 - Represents RSD Limit for Quad Analysis RL - Reporting Limit



Analytical Services Center
 International Specialists in Environmental Analysis
 4493 Walden Avenue
 Lancaster, New York 14086

Laboratory Results
 NYS ELAP ID#: 10486
 Phone: (716) 685-8080

CLIENT: E and E Buffalo Office
Work Order: 0405192
Project: Mr. C's Dry Cleaners

QC SUMMARY REPORT
Laboratory Control Spike

Hardness, Total by Method EPA 130.2

Sample ID **LCS-040518160** Client Sample ID:
 Run Batch ID: **WC_HARDNESS_040518A** SeqNo: **961567**
 Analyte Type / Name
 A Hardness (As CaCO3)

Test Code: **1_130.2_HARD_W**

Units: mg/L
 DF: 1 DL_No: 1
 Prep Date 5/18/2004
 RPD RPD Limit 1 Qual

Analysis Date 5/18/2004
 Prep Batch ID: **040518161R**
 %REC 0
 Spike Value 100.0
 RL 1.000
 MDL 1.000
 Result 101.9

HighLimit 90
 LowLimit 110

33

Definitions:

- * - Recovery outside QC limits
- DNI - Did not Ignite
- M - Matrix Spike Recovery outside limits
- NP - Petroleum Pattern is not present
- 1 - Represents RSD Limit for Quad Analysis
- B - Analyte found in Method blank
- E - Result exceeds Highest Calibration Standard
- N - Single Column Analysis
- P - Post Spike Recovery outside limits
- RL - Reporting Limit
- D - Diluted due to matrix or extended target compounds
- H - Value Exceeds Maximum Contaminant Level
- NC - Not Calculated
- R - RPD outside recovery limits
- DF - Dilution Factor
- J - Estimated value
- ND - Not Detected at the Reporting Limit

Footnotes: 1 - Represents RSD Limit for Quad Analysis RL - Reporting Limit



Analytical Services Center

International Specialists in Environmental Analysis

4493 Walden Avenue

Lancaster, New York 14086

Laboratory Results

NYS ELAP ID#: 10486

Phone: (716) 685-8080

Client: E and E Buffalo Office

Client Sample ID: AS EFFLUENT

Lab Order: 0405192

Alt. Client ID:

Project: Mr. C's Dry Cleaners

Collection Date: 5/17/2004 9:30:00 AM % Moist:

Lab ID 0405192-01D

Sample Type: SAMP

Matrix: Water

Test Code: 1_160.1_TDS_W

TOTAL DISSOLVED SOLIDS (TDS) BY METHOD EPA 160.1

Method: EPA160.1

Prep Method: NA

Analyte	Result	Q	Limit	Units	DF	Date Analyzed	Run Batch ID	Analyst
Total Dissolved Solids (Residue, Filterable)	1400		10	mg/L	1	5/20/2004	SARTORIUS_TDS_040520	LMW

Abbreviations:

* - Recovery outside QC limits

DF - Dilution Factor

H - Value Exceeds Maximum Contaminant Level

N - Single Column Analysis

NP - Petroleum Pattern is not present

B - Analyte found in Method blank

DNI - Did not Ignite

J - Estimated value

NC - Not Calculated

P - Post Spike Recovery outside limits

D - Diluted due to matrix or extended target compounds

E - Result exceeds Highest Calibration Standard

M - Matrix Spike Recovery outside limits

ND - Not Detected at the Reporting Limit

R - RPD outside recovery limits

24



Analytical Services Center
 International Specialists in Environmental Analysis
 4493 Walden Avenue
 Lancaster, New York 14086

Laboratory Results
 NYS ELAP ID#: 10486
 Phone: (716) 685-8080

CLIENT: E and E Buffalo Office
Work Order: 0405192
Project: Mr. C's Dry Cleaners

OC SUMMARY REPORT
 Method Blank

Total Dissolved Solids (TDS) by method 160.1

Sample ID **MB-040520141** Client Sample ID: _____ Units: mg/L
 Run Batch ID: **SARTORIUS_TDS_040520A** SeqNo: **964138** Analysis Date: **5/20/2004** DF: 1 DL_No: 1
 Analyte Type / Name: **A Total Dissolved Solids (Residue, Filterable)** Result: **ND** MDL: **10.00** RL: **10.00** Spike Value: **0.00** %REC: **0.00** LowLimit: **0.00** HighLimit: **0.00** RPD: **0.00** RPD Limit: **1** Qual: **1**
 Test Code: **1_160.1_TDS_W** Prep Batch ID: **040520141R** Prep Date: **5/20/2004**

62
67

Definitions:

- * - Recovery outside QC limits
- DNI - Did not Ignite
- M - Matrix Spike Recovery outside limits
- NP - Petroleum Pattern is not present
- B - Analyte found in Method blank
- E - Result exceeds Highest Calibration Standard
- N - Single Column Analysis
- P - Post Spike Recovery outside limits
- D - Diluted due to matrix or extended target compounds
- H - Value Exceeds Maximum Contaminant Level
- NC - Not Calculated
- R - RPD outside recovery limits
- DF - Dilution Factor
- J - Estimated value
- ND - Not Detected at the Reporting Limit
- I - Represents RSD Limit for Quad Analysis
- RL - Reporting Limit



Analytical Services Center
 International Specialists in Environmental Analysis
 4493 Walden Avenue
 Lancaster, New York 14086

Laboratory Results
 NYS ELAP ID#: 10486
 Phone: (716) 685-8080

CLIENT: E and E Buffalo Office
Work Order: 0405192
Project: Mr. C's Dry Cleaners

QC SUMMARY REPORT
 Sample Duplicate

Total Dissolved Solids (TDS) by method 160.1

Sample ID: 0405192-01D Client Sample ID: AS EFFLUENT

Run Batch ID: SARTORIUS_TDS_040520A SeqNo: 964141 Analysis Date: 5/20/2004

Analyte Type / Name: A Total Dissolved Solids (Residue, Filterable)

Test Code: 1_160.1_TDS_W

Units: mg/L
 DF: 1 DL_No: 1
 Prep Date: 5/20/2004
 RPD: 5.0 RPD Limit: 1 Qual: 20

Prep Batch ID: 040520141R
 %REC: 1443
 HighLimit: 5.0
 LowLimit: 10.00

Result: 1372
 MDL: 10.00
 RL: 10.00
 Spike Value: 1443

(2)
(6)

Definitions:

- * - Recovery outside QC limits
- DNI - Did not Ignite
- M - Matrix Spike Recovery outside limits
- NP - Petroleum Pattern is not present
- B - Analyte found in Method blank
- E - Result exceeds Highest Calibration Standard
- N - Single Column Analysis
- P - Post Spike Recovery outside limits
- D - Diluted due to matrix or extended target compounds
- H - Value Exceeds Maximum Contaminant Level
- NC - Not Calculated
- R - RPD outside recovery limits
- DF - Dilution Factor
- J - Estimated value
- ND - Not Detected at the Reporting Limit

Footnotes: 1 - Represents RSD Limit for Quad Analysis RL - Reporting Limit



Analytical Services Center
 International Specialists in Environmental Analysis
 4493 Walden Avenue
 Lancaster, New York 14086

Laboratory Results
 NYS ELAP ID#: 10486
 Phone: (716) 685-8080

CLIENT: E and E Buffalo Office
Work Order: 0405192
Project: Mr. C's Dry Cleaners

QC SUMMARY REPORT
 Laboratory Control Spike

Total Dissolved Solids (TDS) by method 160.1

Sample ID: LCS-040520141 Client Sample ID: 160.1_TDS_W Units: mg/L
 Run Batch ID: SARTORIUS_TDS_040520A SeqNo: 964139 Analysis Date: 5/20/2004 Prep Batch ID: 040520141R DF: 1 DL_No: 1
 Analyte Type / Name: Result: 236.0 MDL: 10.00 RL: 10.00 Spike Value: 220.0 Orig Result: 0 %REC: 107 LowLimit: 80 HighLimit: 120 RPD Limit: 1 Qual: 1

CS

Definitions:

- * - Recovery outside QC limits
- DNI - Did not Ignite
- M - Matrix Spike Recovery outside limits
- NP - Petroleum Pattern is not present
- B - Analyte found in Method blank
- E - Result exceeds Highest Calibration Standard
- N - Single Column Analysis
- P - Post Spike Recovery outside limits
- D - Diluted due to matrix or extended target compounds
- H - Value Exceeds Maximum Contaminant Level
- NC - Not Calculated
- R - RPD outside recovery limits
- DF - Dilution Factor
- J - Estimated value
- ND - Not Detected at the Reporting Limit
- I - Represents RSD Limit for Quad Analysis
- RL - Reporting Limit



Analytical Services Center

International Specialists in Environmental Analysis

4493 Walden Avenue

Lancaster, New York 14086

Laboratory Results

NYS ELAP ID#: 10486

Phone: (716) 685-8080

Client: E and E Buffalo Office

Client Sample ID: AS EFFLUENT

Lab Order: 0405192

Alt. Client ID:

Project: Mr. C's Dry Cleaners

Collection Date: 5/17/2004 9:30:00 AM % Moist:

Lab ID 0405192-01D

Sample Type: SAMP

Matrix: Water

Test Code: 1_160.2_TSS_W

TOTAL SUSPENDED SOLIDS, NON-FILTERABLE RESIDUE

Method: EPA160.2

Prep Method: NA

Analyte	Result	Q	Limit	Units	DF	Date Analyzed	Run Batch ID	Analyst
Total Suspended Solids (Residue, Non-Filterable)	ND		4.0	mg/L	1	5/20/2004	SARTORIUS_TSS_040520	LMW

Definitions:

* - Recovery outside QC limits

DF - Dilution Factor

H - Value Exceeds Maximum Contaminant Level

N - Single Column Analysis

NP - Petroleum Pattern is not present

B - Analyte found in Method blank

DNI - Did not Ignite

J - Estimated value

NC - Not Calculated

P - Post Spike Recovery outside limits

D - Diluted due to matrix or extended target compounds

E - Result exceeds Highest Calibration Standard

M - Matrix Spike Recovery outside limits

ND - Not Detected at the Reporting Limit

R - RPD outside recovery limits

33



Analytical Services Center
 International Specialists in Environmental Analysis
 4493 Walden Avenue
 Lancaster, New York 14086

Laboratory Results
 NYS ELAP ID#: 10486
 Phone: (716) 685-8080

CLIENT: E and E Buffalo Office
Work Order: 0405192
Project: Mr. C's Dry Cleaners

QC SUMMARY REPORT
 Method Blank

Total Suspended Solids (TSS) by method 160.2
 Sample ID **MB-040520142** Client Sample ID:

Run Batch ID: **SARTORIUS_TSS_040520A** SeqNo: **964175**
 Analysis Date **5/20/2004** Prep Batch ID: **040520142R**

Analyte Type / Name: **A Total Suspended Solids (Residue, Non-Filterable)**

Test Code: **1_160.2_TSS_W**

Units: mg/L
 DF: 1 DL_No: 1
 Prep Date 5/20/2004
 RPD RPD Limit 1 Qual

Analysis Date **5/20/2004** RL **4.000**
 MDL **4.000** Spike Value **4.000**
 %REC **4.000** Orig Result **4.000**
 LowLimit **4.000** HighLimit **4.000**

33

Definitions:

- * - Recovery outside QC limits
- DNI - Did not Ignite
- M - Matrix Spike Recovery outside limits
- NP - Petroleum Pattern is not present
- B - Analyte found in Method blank
- E - Result exceeds Highest Calibration Standard
- N - Single Column Analysis
- P - Post Spike Recovery outside limits
- RL - Reporting Limit
- D - Diluted due to matrix or extended target compounds
- H - Value Exceeds Maximum Contaminant Level
- NC - Not Calculated
- R - RPD outside recovery limits
- DF - Dilution Factor
- J - Estimated value
- ND - Not Detected at the Reporting Limit

Footnotes: 1 - Represents RSD Limit for Quad Analysis RL - Reporting Limit



Analytical Services Center
International Specialists in Environmental Analysis

4493 Walden Avenue
Lancaster, New York 14086

a division of
ecology and environment, inc.

Laboratory Results

NYS ELAP ID#: 10486
Phone: (716) 685-8080

CLIENT: E and E Buffalo Office

Work Order: 0405192

Project: Mr. C's Dry Cleaners

QC SUMMARY REPORT

Sample Duplicate

Total Suspended Solids (TSS) by method 160.2

Sample ID: 0405192-01D Client Sample ID: AS EFFLUENT

Run Batch ID: SARTORIUS_TSS_040520A SeqNo: 964178 Analysis Date: 5/20/2004

Analyte Type / Name: A Total Suspended Solids (Residue, Non-Filterable)

Test Code: 1_160.2_TSS_W

Units: mg/L

DF: 1 DL_No: 1

Prep Date: 5/20/2004

HighLimit: RPD RPD Limit 1 Qual

0 0.0 20

Prep Batch ID: 040520142R

LowLimit: 0

%REC: 0

Spike Value: 4.000

Orig Result: ND

MDL: 4.000

RL: 4.000

HighLimit: 4.000

LowLimit: 0

%REC: 0

Spike Value: 4.000

Orig Result: ND

MDL: 4.000

RL: 4.000

HighLimit: 4.000

LowLimit: 0

%REC: 0

Spike Value: 4.000

Orig Result: ND

MDL: 4.000

RL: 4.000

HighLimit: 4.000

LowLimit: 0

%REC: 0

Spike Value: 4.000

Orig Result: ND

MDL: 4.000

RL: 4.000

HighLimit: 4.000

LowLimit: 0

%REC: 0

Spike Value: 4.000

Orig Result: ND

MDL: 4.000

RL: 4.000

HighLimit: 4.000

LowLimit: 0

%REC: 0

Spike Value: 4.000

Orig Result: ND

MDL: 4.000

RL: 4.000

HighLimit: 4.000

LowLimit: 0

%REC: 0

Spike Value: 4.000

Orig Result: ND

MDL: 4.000

RL: 4.000

HighLimit: 4.000

LowLimit: 0

%REC: 0

Spike Value: 4.000

Orig Result: ND

MDL: 4.000

RL: 4.000

HighLimit: 4.000

LowLimit: 0

%REC: 0

Spike Value: 4.000

Orig Result: ND

MDL: 4.000

RL: 4.000

HighLimit: 4.000

LowLimit: 0

%REC: 0

Spike Value: 4.000

Orig Result: ND

MDL: 4.000

RL: 4.000

HighLimit: 4.000

LowLimit: 0

%REC: 0

Spike Value: 4.000

Orig Result: ND

MDL: 4.000

RL: 4.000

HighLimit: 4.000

LowLimit: 0

%REC: 0

Spike Value: 4.000

Orig Result: ND

MDL: 4.000

RL: 4.000

HighLimit: 4.000

LowLimit: 0

%REC: 0

Spike Value: 4.000

Orig Result: ND

MDL: 4.000

RL: 4.000

HighLimit: 4.000

LowLimit: 0

%REC: 0

Spike Value: 4.000

Orig Result: ND

MDL: 4.000

RL: 4.000

HighLimit: 4.000

LowLimit: 0

%REC: 0

Spike Value: 4.000

Orig Result: ND

MDL: 4.000

RL: 4.000

HighLimit: 4.000

LowLimit: 0

%REC: 0

Spike Value: 4.000

Orig Result: ND

MDL: 4.000

RL: 4.000

HighLimit: 4.000

LowLimit: 0

%REC: 0

Spike Value: 4.000

Orig Result: ND

MDL: 4.000

RL: 4.000

HighLimit: 4.000

LowLimit: 0

%REC: 0

Spike Value: 4.000

Orig Result: ND

MDL: 4.000

RL: 4.000

HighLimit: 4.000

LowLimit: 0

%REC: 0

Spike Value: 4.000

Orig Result: ND

MDL: 4.000

RL: 4.000

HighLimit: 4.000

LowLimit: 0

%REC: 0

Spike Value: 4.000

Orig Result: ND

MDL: 4.000

RL: 4.000

HighLimit: 4.000

LowLimit: 0

%REC: 0

Spike Value: 4.000

Orig Result: ND

MDL: 4.000

RL: 4.000

HighLimit: 4.000

LowLimit: 0

%REC: 0

Spike Value: 4.000

Orig Result: ND

MDL: 4.000

RL: 4.000

HighLimit: 4.000

LowLimit: 0

%REC: 0

Spike Value: 4.000

Orig Result: ND

MDL: 4.000

RL: 4.000

HighLimit: 4.000

LowLimit: 0

%REC: 0

Spike Value: 4.000

Orig Result: ND

MDL: 4.000

RL: 4.000

HighLimit: 4.000

LowLimit: 0

%REC: 0

Spike Value: 4.000

Orig Result: ND

MDL: 4.000

RL: 4.000

HighLimit: 4.000

LowLimit: 0

%REC: 0

Spike Value: 4.000

Orig Result: ND

MDL: 4.000

RL: 4.000

HighLimit: 4.000

LowLimit: 0

%REC: 0

Spike Value: 4.000

Orig Result: ND

MDL: 4.000

RL: 4.000

HighLimit: 4.000

LowLimit: 0

%REC: 0

Spike Value: 4.000

Orig Result: ND

MDL: 4.000

RL: 4.000

HighLimit: 4.000

LowLimit: 0

%REC: 0

Spike Value: 4.000

Orig Result: ND

MDL: 4.000

RL: 4.000

HighLimit: 4.000

LowLimit: 0

%REC: 0

Spike Value: 4.000

Orig Result: ND

MDL: 4.000

RL: 4.000

HighLimit: 4.000

LowLimit: 0

%REC: 0

Spike Value: 4.000

Orig Result: ND

MDL: 4.000

RL: 4.000

HighLimit: 4.000

LowLimit: 0

%REC: 0

Spike Value: 4.000

Orig Result: ND

MDL: 4.000

RL: 4.000

HighLimit: 4.000

LowLimit: 0

%REC: 0

Spike Value: 4.000

Orig Result: ND

MDL: 4.000

RL: 4.000

HighLimit: 4.000

LowLimit: 0

%REC: 0

Spike Value: 4.000

Orig Result: ND

MDL: 4.000

RL: 4.000

HighLimit: 4.000

LowLimit: 0

%REC: 0

Spike Value: 4.000

Orig Result: ND

MDL: 4.000

RL: 4.000

HighLimit: 4.000

LowLimit: 0

%REC: 0

Spike Value: 4.000

Orig Result: ND

MDL: 4.000

RL: 4.000

HighLimit: 4.000

LowLimit: 0

%REC: 0

Spike Value: 4.000

Orig Result: ND

QC SUMMARY REPORT
Laboratory Control Spike

CLIENT: E and E Buffalo Office
Work Order: 0405192
Project: Mr. C's Dry Cleaners

Total Suspended Solids (TSS) by method 160.2
 Sample ID LCS-040520142 Client Sample ID:
 Run Batch ID: SARTORIUS_TSS_040520A SeqNo: 964176

Analyte Type / Name	Result	MDL	Analysis Date	RL	Spike Value	Orig Result	%REC	LowLimit	HighLimit	RPD	RPD Limit	Qual
A Total Suspended Solids (Residue, Non-Filterable)	289.0	4.000	5/20/2004	4.000	258.0	0	112	80	120			


Test Code: 1_160.2_TSS_W
 Units: mg/L
 DF: 1 DL_No: 1
 Prep Date 5/20/2004

14
13

Definitions:

- * - Recovery outside QC limits
- DNI - Did not Ignite
- M - Matrix Spike Recovery outside limits
- NP - Petroleum Pattern is not present
- B - Analyte found in Method blank
- E - Result exceeds Highest Calibration Standard
- N - Single Column Analysis
- P - Post Spike Recovery outside limits
- D - Diluted due to matrix or extended target compounds
- H - Value Exceeds Maximum Contaminant Level
- NC - Not Calculated
- R - RPD outside recovery limits
- DF - Dilution Factor
- J - Estimated value
- ND - Not Detected at the Reporting Limit

Footnotes: 1 - Represents RSD Limit for Quad Analysis RL - Reporting Limit



Analytical Services Center

International Specialists in Environmental Analysis

4493 Walden Avenue

Lancaster, New York 14086

Laboratory Results

NYS ELAP ID#: 10486

Phone: (716) 685-8080

Client: E and E Buffalo Office

Client Sample ID: AS EFFLUENT

Lab Order: 0405192

Alt. Client ID:

Project: Mr. C's Dry Cleaners

Collection Date: 5/17/2004 9:30:00 AM % Moist:

Lab ID 0405192-01C

Sample Type: SAMP

Matrix: Water

Test Code: 1_9012A_CN_W

CYANIDE, TOTAL BY METHOD 9012A

Method: SW9012A

Prep Method: NA

Analyte	Result	Q	Limit	Units	DF	Date Analyzed	Run Batch ID	Analyst
Cyanide	ND		0.01	mg/L	1	5/25/2004 8:31:18 PM	LACHAT_CN_040525A	MYO

Definitions:

* - Recovery outside QC limits

DF - Dilution Factor

H - Value Exceeds Maximum Contaminant Level

N - Single Column Analysis

NP - Petroleum Pattern is not present

B - Analyte found in Method blank

DNI - Did not Ignite

J - Estimated value

NC - Not Calculated

P - Post Spike Recovery outside limits

D - Diluted due to matrix or extended target compounds

E - Result exceeds Highest Calibration Standard

M - Matrix Spike Recovery outside limits

ND - Not Detected at the Reporting Limit

R - RPD outside recovery limits

42



Analytical Services Center
 International Specialists in Environmental Analysis
 4493 Walden Avenue
 Lancaster, New York 14086

Laboratory Results
 NYS ELAP ID#: 10486
 Phone: (716) 685-8080

CLIENT: E and E Buffalo Office
Work Order: 0405192
Project: Mr. C's Dry Cleaners

QC SUMMARY REPORT
 Method Blank

Cyanide, Total by Method 9012A

Sample ID **MB-200402216** Client Sample ID: _____ Units: mg/L
 Run Batch ID: **LACHAT_CN_040525A** SeqNo: **966563** Analysis Date **5/25/2004 8:17:49 PM** Prep Batch ID: **200402216** DF: **1** DL_No: **1**
 Analyte Type / Name _____ Result **ND** MDL **0.003130** RL **0.01000** Spike Value _____ Orig Result _____ %REC _____ LowLimit _____ HighLimit _____ RPD _____ RPD Limit **1** Qual _____

A Cyanide

43

Definitions:

- * - Recovery outside QC limits
- DNI - Did not Ignite
- M - Matrix Spike Recovery outside limits
- NP - Petroleum Pattern is not present
- B - Analyte found in Method blank
- E - Result exceeds Highest Calibration Standard
- N - Single Column Analysis
- P - Post Spike Recovery outside limits
- D - Diluted due to matrix or extended target compounds
- H - Value Exceeds Maximum Contaminant Level
- NC - Not Calculated
- R - RPD outside recovery limits
- DF - Dilution Factor
- J - Estimated value
- ND - Not Detected at the Reporting Limit

Footnotes: I - Represents RSD Limit for Quad Analysis RL - Reporting Limit



Analytical Services Center
International Specialists in Environmental Analysis

4493 Walden Avenue
Lancaster, New York 14086

Laboratory Results

NYS ELAP ID#: 10486
Phone: (716) 685-8080

CLIENT: E and E Buffalo Office
Work Order: 0405192
Project: Mr. C's Dry Cleaners

QC SUMMARY REPORT
Sample Matrix Spike

Test Code: 1_9012A_CN_W

Cyanide, Total by Method 9012A

Sample ID: 0405130-11BS Client Sample ID: SW-19867-0504-020

Run Batch ID: LACHAT_CN_040525A SeqNo: 966564 Analysis Date: 5/25/2004 8:22:38 PM

Analyte Type / Name: A Cyanide

Result: 0.1155 MDL: 0.003130 RL: 0.01000

Spike Value: 0.1000 %REC: 0

LowLimit: 82 HighLimit: 122

DF: 1 DL_No: 1

Prep Date: 5/25/2004 RPD: RPD Limit: 1

Units: mg/L

44

Definitions:

* - Recovery outside QC limits
DNI - Did not Ignite
M - Matrix Spike Recovery outside limits
NP - Petroleum Pattern is not present

B - Analyte found in Method blank
E - Result exceeds Highest Calibration Standard
N - Single Column Analysis
P - Post Spike Recovery outside limits

D - Diluted due to matrix or extended target compounds
H - Value Exceeds Maximum Contaminant Level
NC - Not Calculated
R - RPD outside recovery limits

DF - Dilution Factor
J - Estimated value
ND - Not Detected at the Reporting Limit

Footnotes: 1 - Represents RSD Limit for Quad Analysis RL - Reporting Limit



Analytical Services Center
 International Specialists in Environmental Analysis
 4493 Walden Avenue
 Lancaster, New York 14086

Laboratory Results
 NYS ELAP ID#: 10486
 Phone: (716) 685-8080

CLIENT: E and E Buffalo Office
Work Order: 0405192
Project: Mr. C's Dry Cleaners

QC SUMMARY REPORT
 Sample Matrix Spike Duplicate

Test Code: 1_9012A_CN_W

Cyanide, Total by Method 9012A
 Sample ID 0405130-11BS1

Client Sample ID: SW-19867-0504-020
 SeqNo: 966565
 Analysis Date 5/25/2004 8:23:35 PM
 Prep Batch ID: 200402216
 Units: mg/L
 DF: 1 DL_No: 1
 Prep Date 5/25/2004

Result MDL 0.1004 0.003130 0.01000 0.1000 0.1000 0
 %REC 0
 LowLimit 82
 HighLimit 122
 RPD 14.0
 RPD Limit 1
 Qual 20

A Cyanide

14
51

Definitions:

- * - Recovery outside QC limits
- DNI - Did not Ignite
- M - Matrix Spike Recovery outside limits
- NP - Petroleum Pattern is not present
- B - Analyte found in Method blank
- E - Result exceeds Highest Calibration Standard
- N - Single Column Analysis
- P - Post Spike Recovery outside limits
- D - Diluted due to matrix or extended target compounds
- H - Value Exceeds Maximum Contaminant Level
- NC - Not Calculated
- R - RPD outside recovery limits
- DF - Dilution Factor
- J - Estimated value
- ND - Not Detected at the Reporting Limit
- 1 - Represents RSD Limit for Quad Analysis
- RL - Reporting Limit



Analytical Services Center
 International Specialists in Environmental Analysis
 4493 Walden Avenue
 Lancaster, New York 14086

Laboratory Results
 NYS ELAP ID#: 10486
 Phone: (716) 685-8080

CLIENT: E and E Buffalo Office
Work Order: 0405192
Project: Mr. C's Dry Cleaners

QC SUMMARY REPORT
Laboratory Control Spike

Cyanide, Total by Method 9012A

Sample ID: LCS-200402216 Client Sample ID: Units: mg/L
 Run Batch ID: LACHAT_CN_040525A SeqNo: 966560 Analysis Date: 5/25/2004 8:18:48 PM Prep Batch ID: 200402216 DF: 1 DL_No: 1
 Analyte Type / Name: Result: 0.4304 MDL: 0.003130 RL: 0.01000 Spike Value: 0.4000 Orig Result: 0 %REC: 108 LowLimit: 82 HighLimit: 122 RPD: RPD Limit 1: Qual

A Cyanide

46

Definitions:

- * - Recovery outside QC limits
- DNI - Did not Ignite
- M - Matrix Spike Recovery outside limits
- NP - Petroleum Pattern is not present
- B - Analyte found in Method blank
- E - Result exceeds Highest Calibration Standard
- N - Single Column Analysis
- P - Post Spike Recovery outside limits
- D - Diluted due to matrix or extended target compounds
- H - Value Exceeds Maximum Contaminant Level
- NC - Not Calculated
- R - RPD outside recovery limits
- DF - Dilution Factor
- J - Estimated value
- ND - Not Detected at the Reporting Limit

Footnotes: 1 - Represents RSD Limit for Quad Analysis RL - Reporting Limit



Analytical Services Center
International Specialists in Environmental Analysis

4493 Walden Avenue
Lancaster, New York 14086

Laboratory Results

NYS ELAP ID#: 10486
Phone: (716) 685-8080

CLIENT: E and E Buffalo Office

Work Order: 0405192

Project: Mr. C's Dry Cleaners

QC SUMMARY REPORT
Laboratory Control Spike - High (Water)

Test Code: 1_9012A_CN_W

Units: mg/L

Cyanide, Total by Method 9012A

Sample ID: LCSH-200402216-1_96656 Client Sample ID:

Run Batch ID: LACHAT_CN_040525A SeqNo: 966562

Analysis Date: 5/25/2004 8:20:44 PM

Prep Batch ID: 200402216

DF: 1 DL_No: 1

Analyte Type / Name

Result

MDL

%REC

RPD

Qual

A Cyanide

0.5420

0.003130

0

110

110

14 1

Definitions:

* - Recovery outside QC limits

DNI - Did not Ignite

M - Matrix Spike Recovery outside limits

NP - Petroleum Pattern is not present

B - Analyte found in Method blank

E - Result exceeds Highest Calibration Standard

N - Single Column Analysis

P - Post Spike Recovery outside limits

D - Diluted due to matrix or extended target compounds

H - Value Exceeds Maximum Contaminant Level

NC - Not Calculated

R - RPD outside recovery limits

DF - Dilution Factor

J - Estimated value

ND - Not Detected at the Reporting Limit

Footnotes: 1 - Represents RSD Limit for Quad Analysis RL - Reporting Limit

Ecology & Environment Inc. LIMS Version #: 3.1.11.14 - 6/2/2004 5:30:00 PM

Friday, June 04, 2004 1:47:06 PM



Analytical Services Center
 International Specialists in Environmental Analysis
 4493 Walden Avenue
 Lancaster, New York 14086

Laboratory Results

NYS ELAP ID#: 10486
 Phone: (716) 685-8080

CLIENT: E and E Buffalo Office
Work Order: 0405192
Project: Mr. C's Dry Cleaners

QC SUMMARY REPORT
Laboratory Control Spike - Low (Water)

Cyanide, Total by Method 9012A
 Sample ID **LCSL-200402216-1_96656** Client Sample ID:
 Run Batch ID: **LACHAT_CN_040525A** SeqNo: **966561** Analysis Date **5/25/2004 8:19:46 PM** Prep Batch ID: **200402216** Units: mg/L
 Analyte Type / Name Result MDL Spike Value Orig Result %REC LowLimit HighLimit RPD RPD Limit 1 Qual
 A Cyanide 0.1011 0.003130 0.01000 0.1000 0 101 90 110
 Test Code: **1_9012A_CN_W** DF: 1 DL_No: 1 Prep Date 5/25/2004

48

Definitions:

- * - Recovery outside QC limits
- DNI - Did not Ignite
- M - Matrix Spike Recovery outside limits
- NP - Petroleum Pattern is not present
- B - Analyte found in Method blank
- E - Result exceeds Highest Calibration Standard
- N - Single Column Analysis
- P - Post Spike Recovery outside limits
- D - Diluted due to matrix or extended target compounds
- H - Value Exceeds Maximum Contaminant Level
- NC - Not Calculated
- R - RPD outside recovery limits
- DF - Dilution Factor
- J - Estimated value
- ND - Not Detected at the Reporting Limit

Footnotes: 1 - Represents RSD Limit for Quad Analysis RL - Reporting Limit

Attachment D
Site Utility Costs and Projections
Mr. C's Dry Cleaners Site

October 2003 to May 2004

Mr. C's Dry Cleaners Site - Remedial Treatment Utility Costs

NYSDEC Work Assignment #27.3

12 Months of System Operation and Maintenance

Gas and Electric

Utility Provider	Account #	E&E Cost Center	Description	October	November	December	January '04	February	March	Utility Budget:		
<i>New York State E&G</i>	06-311-11-002616-26	000699.NY06.05	Mr. C's Electric Costs	\$ 923.50	\$ 2,478.36	\$ 2,741.98	\$ 2,482.85	\$ 2,024.17	\$ 2,024.17	Electric: \$14,400.00	Telephone: \$540.00	Total: \$14,940.00
<i>National Fuel Gas</i>	5819628-05	000699.NY06.05	Mr. C's Natural Gas Costs					\$ 56.55	\$ 153.32			
			Totals	\$ 923.50	\$ 2,478.36	\$ 2,741.98	\$ 2,482.85	\$ 2,080.72	\$ 2,177.49			
				April	May	June	July	August	September	October	Ave./Month	
			Mr. C's Electric Costs	\$ 1,791.95	\$ 1,633.97	\$ -	\$ -	\$ -	\$ -	\$ -	\$ 2,012.62	
			Mr. C's Natural Gas Costs	\$ 90.90	\$ -						\$ 100.26	
			Totals	\$ 1,882.85	\$ 1,633.97	\$ -	\$ -	\$ -	\$ -	\$ -	\$ 2,112.88	

Grand Total - NYS G&E Costs To Date \$ 16,401.72

Phone

Utility Provider	Phone #	E&E Cost Center	Location Description	October	November	December	January '04	February '04	March '04		
<i>Verizon</i>	716-652-0094	000699.NY06.05	Mr. C's Telephone Costs	\$ 213.24	\$ 37.32	\$ 39.12	\$ 39.12	\$ 44.18	\$ 44.18		
<i>Account#</i>	716 652 0094 416 26 2										
				April	May	June	July	August	September	October	Ave./Month
				\$ 38.67	\$ 39.75	\$ -	\$ -	\$ -	\$ -	\$ -	\$ 61.95

Grand Total - Verizon Costs to Date \$ 495.58

Grand Total All Utilities To Date \$ 16,897.30

****This includes initial connection fees for the phone company of approximate

Mr. C's Dry Cleaners Site - Remedial Treatment Utility Costs

NYSDEC Work Assignment #27.3

12 Months of System Operation and Maintenance

Budget Remaining:	Electric:	-2,001.72
	Telephone:	\$44.42
	Total:	-1,957.30

O&M Months Remaining: 5

Monthly Treatment System Operational Time by O&M Services

Month	Possible OP Hours	Actual OP Hours	Up-Time Percent	Percent Capacity*	General Operation Comments	
September-03	96	96	100.00%	58%	Shutdown by Tyree after Separable Part B inspection Official Startup by O&M on 10/22/03	
October-03	168	168	100.00%	6%		
November-03	720	720	100.00%	5%		
December-03	744	744	100.00%	28%		
January-04	672	672	100.00%	16%		
February-04	696	696	100.00%	21%		
March-04	816	815	99.88%	51%		
April-04	672	670	99.70%	50%		
May-04	696	513	73.71%	43%		Equipment shutdown- low flow of water to air stripper - 5/17-24/04
June-04						
July-04						
August-04						
September-04						
October-04						
Totals to Date	5280	5094	96.48%			

* Percent Capacity is based on initial operating groundwater flows from the eight installed pumps from 9/02. Evaluated on total gallons discharged for monthly operating time

Maximum pump discharges calculated as an average of 78 gpm as the total for all 8 pumps at the site

Projected Utility Costs for the O&M year (10/03 to 10/04)

	Ave./Month	12 months
Electric	\$ 2,012.62	\$26,097.88
Gas	\$ 100.26	
Telephone	\$ 61.95	
	\$ 2,174.82	