



CBS Corporation

Environmental Remediation
PNC Center
20 Stanwix Street, 10th Floor
Pittsburgh, PA 15222

April 9, 2013

Mr. David P. Locey
New York State Department of Environmental Conservation
Division of Hazardous Waste Remediation
Region 9
270 Michigan Avenue
Buffalo, NY 14203-2999

**Re: Revised Monthly Status Report
NYSDEC Site 9-15-066, Cheektowaga, New York**

Dear Mr. Locey:

As a Respondent to the Order on Consent and Settlement Agreement (Index No. B9-0381-91-8) entered with the New York State Department of Environmental Conservation (NYSDEC), CBS Corporation (CBS) submits this monthly status report for activities undertaken by CBS in March 2013 at NYSDEC Site No. 9-15-066 in Cheektowaga, New York (the "Site").

1. Site Activities and Status

- A. On March 18, 2013, Conestoga-Rovers & Associates (CRA) conducted quarterly groundwater sampling at well MW-32 located in Area P in the northern portion of the Site.
- B. On March 23, 2013, CBS submitted to NYSDEC a monthly report on the status of its activities at the Site in February 2013.
- C. On March 23, 2013, CBS also submitted to NYSDEC a monthly report on the status of its activities at the Site in January 2013. The January 2013 report was revised and resubmitted on March 26, 2013.
- D. With the assistance of CRA, CBS made revisions to the *Work Plan: Closure of Groundwater Collection and Treatment System* (submitted to NYSDEC on

October 10, 2012), including revisions in response to comments received from NYSDEC and the Niagara Frontier Transportation Authority (NFTA).

2. Sampling Results and Other Site Data

- A. Table 1 presents the results of quarterly monitoring of well MW-32, including the most-recent sample collected on March 18, 2013. Attachment A includes the analytical laboratory report for this monitoring well sample.
- B. Figure 1 shows target volatile organic compound (VOC) concentrations over time at well MW-32. As shown in Figure 1, total target VOC concentrations decreased significantly at well MW-32 following the *in situ* chemical oxidation treatment that was conducted after the source removal specified in the June 1995 Record of Decision failed to result in low residual VOC concentrations at this well. Following this decrease, and a brief rebound period, the VOC concentrations at this well have been relatively stable over the past 18 quarters of monitoring.
- C. CBS developed no other sampling or other Site data during the March 2013 reporting period.

3. Upcoming Activities

- A. CRA will submit electronic data deliverables for developed Site data for incorporation in the NYSDEC EQuIS database.
- B. CBS will submit the revised *Work Plan, Closure of Groundwater Collection and Treatment System*. The schedule for subsequent system closure activities is provided in the work plan. The actual timing of closure activities will depend on the timing of the NYSDEC approval to proceed with that work.

1. Operational Problems

- A. Problems associated with the operation and maintenance of the Site groundwater collection and treatment system have been addressed in previously submitted monthly status reports.

* * * *

David P. Locey

April 9, 2013

Page 3

We trust this submittal satisfies your requirements at this time. If you have questions regarding this status report, please contact me.

Respectfully submitted,



Leo M. Brausch
Consultant/Project Engineer

LMB:

Attachments

cc: Christine D'Aloise, NFTA
Tim Carvana, NFTA
M. G. Graham, Esq.
Kevin P. Lynch, CRA
W. D. Wall, Esq.

TABLE

Table 1
Summary of Groundwater Monitoring Data, Well MW-32
NYSDEC Site No. 9-15-066, Cheektowaga, New York

Date of Sampling	Constituent Concentration (ug/L)						
	cis-1,2-dichloroethylene	Toluene	1,1,1-trichloroethane	Trichloroethylene	Vinyl Chloride	Cadmium	Lead
05/11/00	1,500	5 U	5 U	3,700	540	5 U	3 U
12/01/00	2,200	5 U	5 U	1,200	110	1 U	10 U
12/01/00 (Dup)	2,300	10 U	10 U	1,900	230 J	NA	NA
03/30/01	1,600	100 U	100 U	650	340	5 U	3 U
03/30/01 (Dup)	1,500	100 U	100 U	610	310	5 U	3 U
06/21/01	2,800	250 U	250 U	4,100	890	5 U	3 U
06/21/01 (Dup)	2,700	250 U	250 U	4,000	830	5 U	3 U
09/13/01	4,000	250 U	250 U	2,900	1,000	0.70 J	3 U
09/13/01 (Dup)	4,100	250 U	250 U	2,800	1,100	0.83 J	3 U
12/13/01	2,300	200 U	200 U	2,500	590	5 U	3 U
12/31/01 (Dup)	2,200	200 U	200 U	2,400	560	5 U	3 U
03/14/02	560	250 U	250 U	730	98	5 U	3 U
03/14/02 (Dup)	570	250 U	250 U	710	100	5 U	3 U
07/10/02	1,200	NA	NA	2,000	190	NA	NA
12/31/02	480	NA	50 U	530	66	0.34 J	4.9
12/31/02 (Dup)	510	NA	50 U	580	77	5 U	4.7
03/29/03	1,000	80 U	80 U	740	150	5 U	3 U
06/17/03	1,100	200 U	200 U	2,400	130 J	0.34 J	4.9
06/17/03 (Dup)	1,100	100 U	100 U	1,700	110	5 U	3 U
09/26/03	2,800	100 U	100 U	8,100	310 J	5 U	3 U
12/22/03	1,000	100 U	100 U	1,300	97 J	5 U	1.1 J
03/29/04	460	10 U	10 U	570	20 J	5 U	3 U
06/30/04	620	200 U	200 U	1,900	200 U	5 U	3 U
09/13/04	2,100	200 U	200 U	2,900	130 J	5 U	1.8 J
12/17/04	640	10 U	10 U	420	45	5 U	3 U
12/17/04 (Dup)	760	50 U	50 U	790	50 J	5 U	2.3 J
03/31/05	570	50 U	50 U	680	49 J	5 U	3 U
06/22/05	540	10 U	10 U	810	100	5 U	3 U
06/22/05 (Dup)	1,100	100 U	100 U	880	140	5 U	3 U

Table 1
Summary of Groundwater Monitoring Data, Well MW-32
NYSDEC Site No. 9-15-066, Cheektowaga, New York

Date of Sampling	Constituent Concentration (ug/L)						
	cis-1,2-dichloroethylene	Toluene	1,1,1-trichloroethane	Trichloroethylene	Vinyl Chloride	Cadmium	Lead
09/09/05	1,400	330 U	330 U	1,700	96 J	5 U	3 U
12/14/05	900	10 U	10 U	700	56	5 U	3 U
12/14/05 (Dup)	1,200	100 U	100 U	750	68 J	5 U	3 U
03/23/06	350	30 U	30 U	290	36	5 U	3 U
06/13/06	410	50 U	50 U	440	13 J	5 U	3 U
06/13/06 (Dup)	540	50 U	50 U	880	51	5 U	3 U
09/11/06	1,400	150 U	150 U	2,000	85 J	0.34 J	4.9 J
12/12/06	290	40 U	40 U	67	42 J	5 U	1.2 B
12/12/06 (Dup)	590	50 U	50 U	240	75 J	5 U	3.1
03/27/07	380	10 U	10 U	22	36 J	5 U	2.4 J
06/26/07	1,700	150 U	150 U	23 J	710	5 U	1.5 J
09/17/07	2,500	150 U	150 U	410	140	5 U	1.5 J
12/19/07	1,500	150 U	150 U	160	200	0.29 J	3.0
12/19/07 (Dup)	1,500	100 U	100 U	170	200	5 U	3 U
03/19/08	530	40 U	40 U	110	53	0.38 J	2.2 J
06/26/08	520	50 U	50 U	310	27 J	5 U	1 U
09/30/08	420	50 U	50 U	120	48	5 U	1 U
12/11/08	200	20 U	20 U	200	9.9 J	5 U	5.4
12/11/08 (Dup)	170	10 U	10 U	180	9.0 J	5 U	3.5
03/05/09	280	20 U	20 U	170	25	0.090 J	4.1
06/22/09	430	40 U	40 U	590	22 J	5 U	1.6 J
06/22/09 (Dup)	410	40 U	40 U	540	24 J	5 U	3.4
09/10/09	320	25 U	25 U	330	26	5 U	3.8
12/07/09	390	50 U	50 U	370	17 J	5 U	2.5 J
12/07/09 (Dup)	380	50 U	50 U	370	16 J	5 U	1.1 J
03/22/10	360	25 U	25 U	160	25 J	5 U	3.1
06/14/10	260	20 U	20 U	250	18 J	5 U	2.5 J
09/03/10	240	20 U	20 U	240	17 J	5 U	3 U
12/21/10	400	50 U	50 U	290	22 J	5 U	3 U
03/24/11	210	20 U	20 U	130	11 J	5 U	3 U
06/14/11	190	5 U	5 U	210	11	5 U	1.6 J

Table 1
Summary of Groundwater Monitoring Data, Well MW-32
NYSDEC Site No. 9-15-066, Cheektowaga, New York

Date of Sampling	Constituent Concentration (ug/L)						
	cis-1,2-dichloroethylene	Toluene	1,1,1-trichloroethane	Trichloroethylene	Vinyl Chloride	Cadmium	Lead
09/09/11	330	10 U	10 U	410	32	5 U	3 U
12/16/11	230	13 U	13 U	280	19	5 U	3 U
03/13/12	230	5 U	5 U	260	13	0.19 J	3 U
06/19/12	210	25 U	25 U	200	11 J	5 U	1.4 J
09/27/12	540	25 U	25 U	430	45	0.13 J	3.0
12/19/12	430	5 U	5 U	530	19	5 U	3.1
03/18/13	200	5 U	5 U	220	15	0.13 J	3 U

Data Legend:

"NA" - indicates not analyzed

Detections and estimated values are in **bold-face** type.

For clarity, the results of the most-recent sampling round are highlighted in light green.

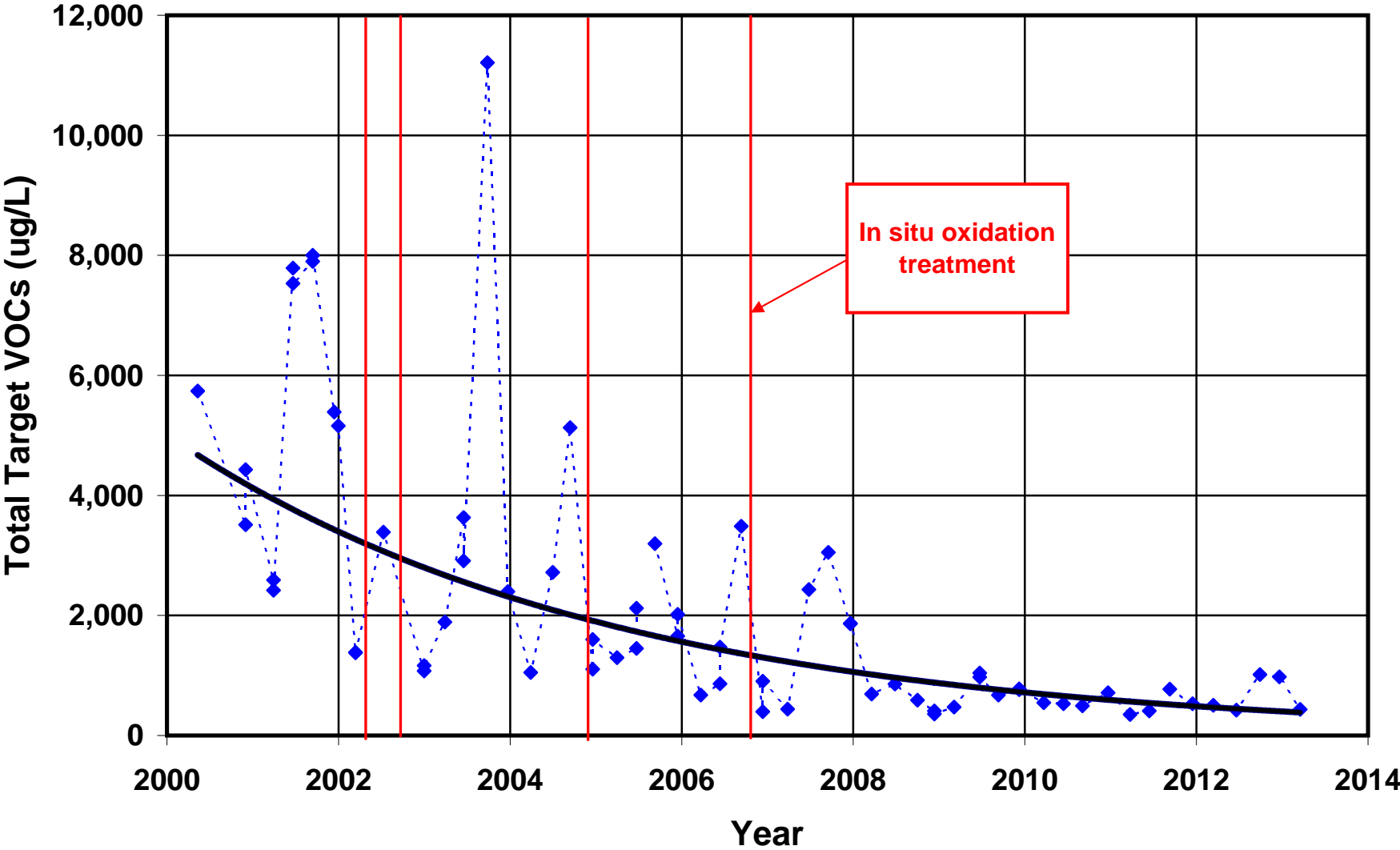
Data qualifiers:

U - not detected at indicated reporting limit

J - estimated concentration above minimum detection limit (MDL), but below RL.

FIGURE

Figure 1: Total Target VOCs at MW-32



ATTACHMENT A
ANALYTICAL LABORATORY REPORT
MW-32 SAMPLING – MARCH 2013

TestAmerica

THE LEADER IN ENVIRONMENTAL TESTING

ANALYTICAL REPORT

TestAmerica Laboratories, Inc.

TestAmerica Pittsburgh

301 Alpha Drive

RIDC Park

Pittsburgh, PA 15238

Tel: (412)963-7058

TestAmerica Job ID: 180-19692-1

Client Project/Site: Buffalo Airport

For:

Leo Brausch Consulting

131 Wedgewood Drive

Gibsonia, Pennsylvania 15044

Attn: Mr. Leo Brausch



Authorized for release by:

3/29/2013 8:03:44 AM

Jill Colussy

Project Manager I

jill.colussy@testamericainc.com

LINKS

Review your project
results through

TotalAccess

Have a Question?



Visit us at:

www.testamericainc.com

This report has been electronically signed and authorized by the signatory. Electronic signature is intended to be the legally binding equivalent of a traditionally handwritten signature.

Results relate only to the items tested and the sample(s) as received by the laboratory.

1

2

3

4

5

6

7

8

9

10

11

12

13



Table of Contents

Cover Page	1
Table of Contents	2
Case Narrative	3
Definitions/Glossary	4
Certification Summary	5
Sample Summary	6
Method Summary	7
Lab Chronicle	8
Client Sample Results	9
QC Sample Results	10
QC Association Summary	12
Chain of Custody	13
Receipt Checklists	15

Case Narrative

Client: Leo Brausch Consulting
Project/Site: Buffalo Airport

TestAmerica Job ID: 180-19692-1

Job ID: 180-19692-1

Laboratory: TestAmerica Pittsburgh

Narrative

Job Narrative
180-19692-1

Receipt

The samples were received on 3/19/2013 9:00 AM; the samples arrived in good condition, properly preserved and, where required, on ice. The temperature of the cooler at receipt was 4.5° C.

GC/MS VOA

Due to the concentration of target compounds detected, sample WG-18036-031813-001 (180-19692-1) was analyzed undiluted and at a dilution. Elevated reporting limits (RLs) are provided.

The matrix spike and matrix spike duplicate recovered outside of the control limits for cis-1,2-dichloroethene and trichloroethene.

Metals

No analytical or quality issues were noted.

- 1
- 2
- 3
- 4
- 5
- 6
- 7
- 8
- 9
- 10
- 11
- 12
- 13

Definitions/Glossary

Client: Leo Brausch Consulting
Project/Site: Buffalo Airport

TestAmerica Job ID: 180-19692-1

Qualifiers

GC/MS VOA

Qualifier	Qualifier Description
U	Indicates the analyte was analyzed for but not detected.
E	Result exceeded calibration range.
J	Result is less than the RL but greater than or equal to the MDL and the concentration is an approximate value.
F	MS or MSD exceeds the control limits

Metals

Qualifier	Qualifier Description
J	Result is less than the RL but greater than or equal to the MDL and the concentration is an approximate value.
U	Indicates the analyte was analyzed for but not detected.

Glossary

Abbreviation	These commonly used abbreviations may or may not be present in this report.
α	Listed under the "D" column to designate that the result is reported on a dry weight basis
%R	Percent Recovery
CNF	Contains no Free Liquid
DER	Duplicate error ratio (normalized absolute difference)
DL, RA, RE, IN	Indicates a Dilution, Re-analysis, Re-extraction, or additional Initial metals/anion analysis of the sample
DLC	Decision level concentration
MDA	Minimum detectable activity
EDL	Estimated Detection Limit
MDC	Minimum detectable concentration
MDL	Method Detection Limit
ML	Minimum Level (Dioxin)
ND	Not detected at the reporting limit (or MDL or EDL if shown)
PQL	Practical Quantitation Limit
QC	Quality Control
RER	Relative error ratio
RL	Reporting Limit or Requested Limit (Radiochemistry)
RPD	Relative Percent Difference, a measure of the relative difference between two points
TEF	Toxicity Equivalent Factor (Dioxin)
TEQ	Toxicity Equivalent Quotient (Dioxin)

Certification Summary

Client: Leo Brausch Consulting
Project/Site: Buffalo Airport

TestAmerica Job ID: 180-19692-1

Laboratory: TestAmerica Pittsburgh

All certifications held by this laboratory are listed. Not all certifications are applicable to this report.

Authority	Program	EPA Region	Certification ID	Expiration Date
Arkansas DEQ	State Program	6	88-0690	06-27-13
California	NELAP	9	4224CA	03-31-13
Connecticut	State Program	1	PH-0688	09-30-14
Florida	NELAP	4	E871008	06-30-13
Illinois	NELAP	5	002602	06-30-13
L-A-B	DoD ELAP		L2314	07-24-13
Louisiana	NELAP	6	04041	06-30-13
New Hampshire	NELAP	1	203011	04-04-13
New Jersey	NELAP	2	PA005	06-30-13
New York	NELAP	2	11182	04-01-13
North Carolina DENR	State Program	4	434	12-31-13
Pennsylvania	NELAP	3	02-00416	04-30-13
South Carolina	State Program	4	89014	04-30-13
US Fish & Wildlife	Federal		LE94312A-1	11-30-14
USDA	Federal		P-Soil-01	04-16-15
USDA	Federal		P330-10-00139	04-28-13
Utah	NELAP	8	STLP	04-30-13
Virginia	NELAP	3	460189	09-14-13
West Virginia DEP	State Program	3	142	01-31-14
Wisconsin	State Program	5	998027800	08-31-13

Sample Summary

Client: Leo Brausch Consulting
Project/Site: Buffalo Airport

TestAmerica Job ID: 180-19692-1

Lab Sample ID	Client Sample ID	Matrix	Collected	Received
180-19692-1	WG-18036-031813-001	Water	03/18/13 10:15	03/19/13 09:00
180-19692-2	TB-18036-031813	Water	03/18/13 00:00	03/19/13 09:00

- 1
- 2
- 3
- 4
- 5
- 6
- 7
- 8
- 9
- 10
- 11
- 12
- 13

Method Summary

Client: Leo Brausch Consulting
Project/Site: Buffalo Airport

TestAmerica Job ID: 180-19692-1

Method	Method Description	Protocol	Laboratory
8260B	Volatile Organic Compounds (GC/MS)	SW846	TAL PIT
6010B	Metals (ICP)	SW846	TAL PIT

Protocol References:

SW846 = "Test Methods For Evaluating Solid Waste, Physical/Chemical Methods", Third Edition, November 1986 And Its Updates.

Laboratory References:

TAL PIT = TestAmerica Pittsburgh, 301 Alpha Drive, RIDC Park, Pittsburgh, PA 15238, TEL (412)963-7058



Lab Chronicle

Client: Leo Brausch Consulting
 Project/Site: Buffalo Airport

TestAmerica Job ID: 180-19692-1

Client Sample ID: WG-18036-031813-001

Lab Sample ID: 180-19692-1

Date Collected: 03/18/13 10:15

Matrix: Water

Date Received: 03/19/13 09:00

Prep Type	Batch Type	Batch Method	Run	Dil Factor	Initial Amount	Final Amount	Batch Number	Prepared or Analyzed	Analyst	Lab
Total/NA	Analysis	8260B		1	5 mL	5 mL	67556	03/28/13 02:14	MZ	TAL PIT
	Instrument ID: HP4									
Total/NA	Analysis	8260B		2	5 mL	5 mL	67556	03/28/13 05:29	MZ	TAL PIT
	Instrument ID: HP4									
Total/NA	Prep	3010A			50 mL	50 mL	66897	03/21/13 07:53	CNS	TAL PIT
Total/NA	Analysis	6010B		1			67270	03/25/13 18:45	RG	TAL PIT
	Instrument ID: T									

Client Sample ID: TB-18036-031813

Lab Sample ID: 180-19692-2

Date Collected: 03/18/13 00:00

Matrix: Water

Date Received: 03/19/13 09:00

Prep Type	Batch Type	Batch Method	Run	Dil Factor	Initial Amount	Final Amount	Batch Number	Prepared or Analyzed	Analyst	Lab
Total/NA	Analysis	8260B		1	5 mL	5 mL	67556	03/28/13 02:40	MZ	TAL PIT
	Instrument ID: HP4									

Laboratory References:

TAL PIT = TestAmerica Pittsburgh, 301 Alpha Drive, RIDC Park, Pittsburgh, PA 15238, TEL (412)963-7058

Analyst References:

Lab: TAL PIT

Batch Type: Prep

CNS = Caitlin Ferguson

Batch Type: Analysis

MZ = Mike Zukowski

RG = Rob Good

Client Sample Results

Client: Leo Brausch Consulting
Project/Site: Buffalo Airport

TestAmerica Job ID: 180-19692-1

Client Sample ID: WG-18036-031813-001

Lab Sample ID: 180-19692-1

Date Collected: 03/18/13 10:15

Matrix: Water

Date Received: 03/19/13 09:00

Method: 8260B - Volatile Organic Compounds (GC/MS)

Analyte	Result	Qualifier	RL	MDL	Unit	D	Prepared	Analyzed	Dil Fac
Toluene	5.0	U	5.0	0.85	ug/L			03/28/13 02:14	1
Toluene	10	U	10	1.7	ug/L			03/28/13 05:29	2
Vinyl chloride	15		5.0	1.3	ug/L			03/28/13 02:14	1
Vinyl chloride	9.9	J	10	2.6	ug/L			03/28/13 05:29	2
cis-1,2-Dichloroethene	200		5.0	0.67	ug/L			03/28/13 02:14	1
cis-1,2-Dichloroethene	180		10	1.3	ug/L			03/28/13 05:29	2
1,1,1-Trichloroethane	5.0	U	5.0	1.0	ug/L			03/28/13 02:14	1
1,1,1-Trichloroethane	10	U	10	2.1	ug/L			03/28/13 05:29	2
Trichloroethene	260	E	5.0	0.80	ug/L			03/28/13 02:14	1
Trichloroethene	220		10	1.6	ug/L			03/28/13 05:29	2

Surrogate	%Recovery	Qualifier	Limits	Prepared	Analyzed	Dil Fac
1,2-Dichloroethane-d4 (Surr)	103		62 - 123		03/28/13 02:14	1
1,2-Dichloroethane-d4 (Surr)	97		62 - 123		03/28/13 05:29	2
Toluene-d8 (Surr)	106		80 - 120		03/28/13 02:14	1
Toluene-d8 (Surr)	96		80 - 120		03/28/13 05:29	2
4-Bromofluorobenzene (Surr)	102		75 - 120		03/28/13 02:14	1
4-Bromofluorobenzene (Surr)	89		75 - 120		03/28/13 05:29	2
Dibromofluoromethane (Surr)	118		80 - 120		03/28/13 02:14	1
Dibromofluoromethane (Surr)	103		80 - 120		03/28/13 05:29	2

Method: 6010B - Metals (ICP)

Analyte	Result	Qualifier	RL	MDL	Unit	D	Prepared	Analyzed	Dil Fac
Cadmium	0.13	J	5.0	0.13	ug/L		03/21/13 07:53	03/25/13 18:45	1
Lead	3.0	U	3.0	1.3	ug/L		03/21/13 07:53	03/25/13 18:45	1

Client Sample ID: TB-18036-031813

Lab Sample ID: 180-19692-2

Date Collected: 03/18/13 00:00

Matrix: Water

Date Received: 03/19/13 09:00

Method: 8260B - Volatile Organic Compounds (GC/MS)

Analyte	Result	Qualifier	RL	MDL	Unit	D	Prepared	Analyzed	Dil Fac
Toluene	5.0	U	5.0	0.85	ug/L			03/28/13 02:40	1
Vinyl chloride	5.0	U	5.0	1.3	ug/L			03/28/13 02:40	1
cis-1,2-Dichloroethene	5.0	U	5.0	0.67	ug/L			03/28/13 02:40	1
1,1,1-Trichloroethane	5.0	U	5.0	1.0	ug/L			03/28/13 02:40	1
Trichloroethene	5.0	U	5.0	0.80	ug/L			03/28/13 02:40	1

Surrogate	%Recovery	Qualifier	Limits	Prepared	Analyzed	Dil Fac
1,2-Dichloroethane-d4 (Surr)	104		62 - 123		03/28/13 02:40	1
Toluene-d8 (Surr)	107		80 - 120		03/28/13 02:40	1
4-Bromofluorobenzene (Surr)	98		75 - 120		03/28/13 02:40	1
Dibromofluoromethane (Surr)	117		80 - 120		03/28/13 02:40	1

TestAmerica Pittsburgh

QC Sample Results

Client: Leo Brausch Consulting
Project/Site: Buffalo Airport

TestAmerica Job ID: 180-19692-1

Method: 8260B - Volatile Organic Compounds (GC/MS)

Lab Sample ID: MB 180-67556/3

Matrix: Water

Analysis Batch: 67556

Client Sample ID: Method Blank

Prep Type: Total/NA

Analyte	MB Result	MB Qualifier	RL	MDL	Unit	D	Prepared	Analyzed	Dil Fac
Toluene	5.0	U	5.0	0.85	ug/L			03/28/13 01:47	1
Vinyl chloride	5.0	U	5.0	1.3	ug/L			03/28/13 01:47	1
cis-1,2-Dichloroethene	5.0	U	5.0	0.67	ug/L			03/28/13 01:47	1
1,1,1-Trichloroethane	5.0	U	5.0	1.0	ug/L			03/28/13 01:47	1
Trichloroethene	5.0	U	5.0	0.80	ug/L			03/28/13 01:47	1

Surrogate	MB %Recovery	MB Qualifier	Limits	Prepared	Analyzed	Dil Fac
1,2-Dichloroethane-d4 (Surr)	108		62 - 123		03/28/13 01:47	1
Toluene-d8 (Surr)	100		80 - 120		03/28/13 01:47	1
4-Bromofluorobenzene (Surr)	101		75 - 120		03/28/13 01:47	1
Dibromofluoromethane (Surr)	116		80 - 120		03/28/13 01:47	1

Lab Sample ID: LCS 180-67556/6

Matrix: Water

Analysis Batch: 67556

Client Sample ID: Lab Control Sample

Prep Type: Total/NA

Analyte	Spike Added	LCS Result	LCS Qualifier	Unit	D	%Rec	%Rec. Limits
Toluene	40.0	39.9		ug/L		100	80 - 124
Vinyl chloride	40.0	38.4		ug/L		96	57 - 128
cis-1,2-Dichloroethene	40.0	44.3		ug/L		111	82 - 116
1,1,1-Trichloroethane	40.0	49.5		ug/L		124	69 - 134
Trichloroethene	40.0	37.9		ug/L		95	80 - 120

Surrogate	LCS %Recovery	LCS Qualifier	Limits
1,2-Dichloroethane-d4 (Surr)	105		62 - 123
Toluene-d8 (Surr)	103		80 - 120
4-Bromofluorobenzene (Surr)	102		75 - 120
Dibromofluoromethane (Surr)	113		80 - 120

Lab Sample ID: 180-19692-1 MS

Matrix: Water

Analysis Batch: 67556

Client Sample ID: WG-18036-031813-001

Prep Type: Total/NA

Analyte	Sample Result	Sample Qualifier	Spike Added	MS Result	MS Qualifier	Unit	D	%Rec	%Rec. Limits
Toluene	10	U	80.0	77.7		ug/L		97	80 - 124
Vinyl chloride	9.9	J	80.0	91.8		ug/L		102	57 - 128
cis-1,2-Dichloroethene	180		80.0	288	F	ug/L		139	82 - 116
1,1,1-Trichloroethane	10	U	80.0	98.9		ug/L		124	69 - 134
Trichloroethene	220		80.0	337	F	ug/L		141	80 - 120

Surrogate	MS %Recovery	MS Qualifier	Limits
1,2-Dichloroethane-d4 (Surr)	104		62 - 123
Toluene-d8 (Surr)	101		80 - 120
4-Bromofluorobenzene (Surr)	98		75 - 120
Dibromofluoromethane (Surr)	115		80 - 120

TestAmerica Pittsburgh

QC Sample Results

Client: Leo Brausch Consulting
Project/Site: Buffalo Airport

TestAmerica Job ID: 180-19692-1

Method: 8260B - Volatile Organic Compounds (GC/MS) (Continued)

Lab Sample ID: 180-19692-1 MSD

Matrix: Water

Analysis Batch: 67556

Client Sample ID: WG-18036-031813-001

Prep Type: Total/NA

Analyte	Sample Result	Sample Qualifier	Spike Added	MSD Result	MSD Qualifier	Unit	D	%Rec	%Rec. Limits	RPD	RPD Limit
Toluene	10	U	80.0	77.0		ug/L		96	80 - 124	1	20
Vinyl chloride	9.9	J	80.0	95.3		ug/L		107	57 - 128	4	26
cis-1,2-Dichloroethene	180		80.0	291	F	ug/L		142	82 - 116	1	20
1,1,1-Trichloroethane	10	U	80.0	99.9		ug/L		125	69 - 134	1	24
Trichloroethene	220		80.0	343	F	ug/L		149	80 - 120	2	20

Surrogate	MSD %Recovery	MSD Qualifier	Limits
1,2-Dichloroethane-d4 (Surr)	115		62 - 123
Toluene-d8 (Surr)	101		80 - 120
4-Bromofluorobenzene (Surr)	99		75 - 120
Dibromofluoromethane (Surr)	119		80 - 120

Method: 6010B - Metals (ICP)

Lab Sample ID: MB 180-66897/1-A

Matrix: Water

Analysis Batch: 67270

Client Sample ID: Method Blank

Prep Type: Total/NA

Prep Batch: 66897

Analyte	MB Result	MB Qualifier	RL	MDL	Unit	D	Prepared	Analyzed	Dil Fac
Cadmium	5.0	U	5.0	0.13	ug/L		03/21/13 07:53	03/25/13 18:27	1
Lead	3.0	U	3.0	1.3	ug/L		03/21/13 07:53	03/25/13 18:27	1

Lab Sample ID: LCS 180-66897/2-A

Matrix: Water

Analysis Batch: 67270

Client Sample ID: Lab Control Sample

Prep Type: Total/NA

Prep Batch: 66897

Analyte	Spike Added	LCS Result	LCS Qualifier	Unit	D	%Rec	%Rec. Limits
Cadmium	50.0	49.9		ug/L		100	80 - 120
Lead	500	506		ug/L		101	80 - 120

Lab Sample ID: 180-19692-1 MS

Matrix: Water

Analysis Batch: 67270

Client Sample ID: WG-18036-031813-001

Prep Type: Total/NA

Prep Batch: 66897

Analyte	Sample Result	Sample Qualifier	Spike Added	MS Result	MS Qualifier	Unit	D	%Rec	%Rec. Limits
Cadmium	0.13	J	50.0	44.5		ug/L		89	75 - 125
Lead	3.0	U	500	451		ug/L		90	75 - 125

Lab Sample ID: 180-19692-1 MSD

Matrix: Water

Analysis Batch: 67270

Client Sample ID: WG-18036-031813-001

Prep Type: Total/NA

Prep Batch: 66897

Analyte	Sample Result	Sample Qualifier	Spike Added	MSD Result	MSD Qualifier	Unit	D	%Rec	%Rec. Limits	RPD	RPD Limit
Cadmium	0.13	J	50.0	43.8		ug/L		87	75 - 125	2	20
Lead	3.0	U	500	445		ug/L		89	75 - 125	1	20

TestAmerica Pittsburgh

QC Association Summary

Client: Leo Brausch Consulting
 Project/Site: Buffalo Airport

TestAmerica Job ID: 180-19692-1

GC/MS VOA

Analysis Batch: 67556

Lab Sample ID	Client Sample ID	Prep Type	Matrix	Method	Prep Batch
180-19692-1	WG-18036-031813-001	Total/NA	Water	8260B	
180-19692-1	WG-18036-031813-001	Total/NA	Water	8260B	
180-19692-1 MS	WG-18036-031813-001	Total/NA	Water	8260B	
180-19692-1 MSD	WG-18036-031813-001	Total/NA	Water	8260B	
180-19692-2	TB-18036-031813	Total/NA	Water	8260B	
LCS 180-67556/6	Lab Control Sample	Total/NA	Water	8260B	
MB 180-67556/3	Method Blank	Total/NA	Water	8260B	

Metals

Prep Batch: 66897

Lab Sample ID	Client Sample ID	Prep Type	Matrix	Method	Prep Batch
180-19692-1	WG-18036-031813-001	Total/NA	Water	3010A	
180-19692-1 MS	WG-18036-031813-001	Total/NA	Water	3010A	
180-19692-1 MSD	WG-18036-031813-001	Total/NA	Water	3010A	
LCS 180-66897/2-A	Lab Control Sample	Total/NA	Water	3010A	
MB 180-66897/1-A	Method Blank	Total/NA	Water	3010A	

Analysis Batch: 67270

Lab Sample ID	Client Sample ID	Prep Type	Matrix	Method	Prep Batch
180-19692-1	WG-18036-031813-001	Total/NA	Water	6010B	66897
180-19692-1 MS	WG-18036-031813-001	Total/NA	Water	6010B	66897
180-19692-1 MSD	WG-18036-031813-001	Total/NA	Water	6010B	66897
LCS 180-66897/2-A	Lab Control Sample	Total/NA	Water	6010B	66897
MB 180-66897/1-A	Method Blank	Total/NA	Water	6010B	66897



180-19692 Chain of Custody

CHAIN OF CUSTODY RECORD / 4.5 # @ NO.: 40953
 Address: W.F. Office
 Phone: _____ Fax: _____
 PAGE OF

(See Reverse Side for Instructions)

Project No./Phase/Task Code: 18036-1331
 Project Location: Viacom (Buffalo Airport)

Laboratory Name: Test America
 Lab Contact: _____
 Lab Location: Pittsborough
 Lab Quote No: _____

SSOW ID: _____
 Cooler No: _____

Chemistry Contact: _____

Sampler(s): D. Tyren

Item: **SAMPLE IDENTIFICATION**
(Containers for each sample may be combined on one line)

Matrix Code (see back of COC)
 Grab (G) or Comp (C)
 Unpreserved
 Hydrochloric Acid (HCl)
 Nitric Acid (HNO₃)
 Sulfuric Acid (H₂SO₄)
 Sodium Hydroxide (NaOH)
 Methanol/Water (Soil VOC)
 EnCores 3x5-g, 1x25-g
 Other:
 Total Containers/Sample

CONTAINER QUANTITY & PRESERVATION
 ANALYSIS REQUESTED (See Back of COC for Definitions)

MS/MSD Request
 Date Shipped: 3-18-13
 COMMENTS/SPECIAL INSTRUCTIONS:

Item	DATE (mm/dd/yyyy)	TIME (hh:mm)	Matrix Code (see back of COC)	Grab (G) or Comp (C)	Unpreserved	Hydrochloric Acid (HCl)	Nitric Acid (HNO ₃)	Sulfuric Acid (H ₂ SO ₄)	Sodium Hydroxide (NaOH)	Methanol/Water (Soil VOC)	EnCores 3x5-g, 1x25-g	Other:	Total Containers/Sample	MS/MSD Request
1	W/G-18036-031813-001	3-18-13 1015	W/G	G		X	X						4 X X	
2	TB-18036-031813	3-18-13	TB	G		X							Z X	
3														
4														
5														
6														
7														
8														
9														
0														
1														
1														
2														
3														
4														
5														

TAT Required in business days (use separate COCs for different TATs):
 1 Day 2 Days 3 Days 1 Week 2 Week Other:

Total Number of Containers: 6
 All Samples in Cooler must be on COC

Notes/ Special Requirements:

REMOVED BY	COMPANY	DATE	TIME	RECEIVED BY	COMPANY	DATE	TIME
1. <u>Dave Tyren</u>	<u>CRA</u>	<u>3-18-13</u>	<u>1130</u>	1. <u>Dave Tyren</u>	<u>CRA</u>	<u>3-19-13</u>	<u>100</u>
2.				2. <u>Dave Tyren</u>	<u>TA</u>	<u>3/19/13</u>	<u>900</u>
3.				3.			

ORIGIN ID: DKKA (716) 297-2160
BRITT GEBHARDT
CRA SERVICES
2055 NIAGARA FALLS BLVD

SHIP DATE: 18MAR13
ACTWGT: 14.0 LB MAN
CAD: 68417/CAFE2608
DIMS: 15x14x10 IN

NIAGARA FALLS, NY 14304
UNITED STATES US

BILL SENDER



° SAMPLE CUSTODIAN
TESTAMERICA
301 ALPHA DRIVE

512CZ/DCF8/CF60

PITTSBURGH PA 152381330

(412) 963-7058

REF: 018036-1331 MANNS (D. TYRAN)



FedEx
Express




J12131210050125

TRK# 9803 8540 3867
0201

TUE - 19 MAR 10:30A
PRIORITY OVERNIGHT

XH AGCA

15238
PA-US PIT



Part # 154254-354 PIT2 04/12

Login Sample Receipt Checklist

Client: Leo Brausch Consulting

Job Number: 180-19692-1

Login Number: 19692

List Source: TestAmerica Pittsburgh

List Number: 1

Creator: O'Donnell, Brandon R

Question	Answer	Comment
Radioactivity wasn't checked or is \leq background as measured by a survey meter.	N/A	
The cooler's custody seal, if present, is intact.	True	
Sample custody seals, if present, are intact.	True	
The cooler or samples do not appear to have been compromised or tampered with.	True	
Samples were received on ice.	True	
Cooler Temperature is acceptable.	True	
Cooler Temperature is recorded.	True	
COC is present.	True	
COC is filled out in ink and legible.	True	
COC is filled out with all pertinent information.	True	
Is the Field Sampler's name present on COC?	True	
There are no discrepancies between the containers received and the COC.	True	
Samples are received within Holding Time.	True	
Sample containers have legible labels.	True	
Containers are not broken or leaking.	True	
Sample collection date/times are provided.	True	
Appropriate sample containers are used.	True	
Sample bottles are completely filled.	True	
Sample Preservation Verified.	True	
There is sufficient vol. for all requested analyses, incl. any requested MS/MSDs	True	
Containers requiring zero headspace have no headspace or bubble is $<6\text{mm}$ (1/4").	True	
Multiphasic samples are not present.	True	
Samples do not require splitting or compositing.	True	
Residual Chlorine Checked.	N/A	