



CBS Corporation

Environmental Remediation
PNC Center
20 Stanwix Street, 10th Floor
Pittsburgh, PA 15222

Via Electronic and First-Class Mail

May 12, 2011

Mr. David P. Locey
Environmental Engineer I
New York State Department of Environmental Conservation
Division of Hazardous Waste Remediation
Region 9
270 Michigan Avenue
Buffalo, NY 14203-2999

**Re: Monthly Operation and Maintenance Report
NYSDEC Site 9-15-066, Cheektowaga, New York**

Dear Mr. Locey:

On behalf of the Respondents to the Order on Consent and Settlement Agreement, Index No. B9-0381-91-8 (the "Order"), CBS Corporation (CBS) submits this monthly status report for operation and maintenance (O&M) activities at New York State Department of Environmental Conservation (NYSDEC) Site No. 9-15-066 in Cheektowaga, New York (the "Site"). Under an agreement among the Respondents, CBS is managing the Remedial Program pursuant to the Order. This report covers activities during April 2011 and transmits the discharge monitoring report for this reporting period.

1. Site Activities and Status

- A. On April 11, 2011, CBS submitted to NYSDEC a monthly report on the status of O&M activities at the Site for the March 2011 operating period. That status report also transmitted the discharge monitoring data for March 2011.
- B. The recovery and treatment system operated throughout April 2011.
- C. Conestoga-Rovers & Associates (CRA) conducted routine and non-routine O&M on behalf of CBS, and TestAmerica Laboratories, Inc. provided required analytical laboratory services.

2. Sampling Results and Other Site Data

- A. In April 2011, the groundwater system recovered and treated an estimated 343,000 gallons.
- B. Attachment A provides the discharge monitoring report for April 2011 based on the effluent sample collected on April 28, 2011, and Attachment B includes the analytical laboratory report for this effluent sample.
- C. In reviewing the treatment system effluent monitoring information, please note the following:
- The flow data are provided via on-site readings. The maximum daily flow was calculated from these data.
 - The pH data are provided via periodic on-site readings and laboratory analysis of the monthly effluent sample. Effluent pH data are reported only for measurements taken while the treatment pump is operating and the system is actively discharging.
 - The reported daily maximum values (pounds per day) are calculated using the maximum (interpolated) daily flow and the results of the monthly effluent monitoring, irrespective of whether the actual maximum daily flow occurred on the day of sampling.
- D. For the April 2011 reporting period, the effluent sampling results complied with all discharge limitations except for pH. The pH reading taken on April 28, 2011 was 6.47, compared to the lower pH limit of 6.5. Overall, the mean pH recorded during the April 2011 reporting period (six on-site readings and one laboratory analysis) was 7.08.
- E. Table 1 presents the results of quarterly monitoring of well MW-32 located in Area P at the northern portion of the Site, including the most recent sample collected on March 24, 2011. Attachment C includes the analytical laboratory report for this monitoring well sample.
- F. Figure 1 shows the relationship between target volatile organic compound (VOC) concentrations over time at well MW-32. As shown in Figure 1, total target VOC concentrations have decreased significantly at well MW-32 following the in situ chemical oxidation treatment that was conducted after the source removal specified in the March 1995 Record of Decision failed to result in low residual VOC concentrations at this well.

3. Upcoming Activities

- A. CBS will continue required O&M activities.

Mr. David P. Locey

May 12, 2011

Page 3

- B. With NYSDEC approval, CBS will complete the Phase 1 closure of the 002 system by filling and sealing manholes MH-002-09 and MH-002-10.
- C. After closing MH-002-09, and MH-002-10, CRA will conduct additional water level measurements, surface water monitoring, and groundwater monitoring per the *Revised Work Plan* (Rev. 1, November 7, 2008).

4. Operational Problems

- A. Previously reported operational problems associated with elevated pH, pH control, and hardness continue. These operational problems are expected to be largely resolved with the phased shutdown of the collection system and limitation of inflows to those associated with Sump 003.
- B. Previously reported operational problems associated system inflows are lessening with the minimal flows associated with Sump 001 now that the 001 portion of the groundwater collection system has been partially closed.
- C. The post-closure monitoring data indicate that the Phase 1 closure of the 001 groundwater collection system has addressed the previously observed high water levels at Sump 001, which had led to periodic overtopping of that manhole. The ongoing periodic overtopping at Sump 002 will be addressed through the partial closure of that portion of the groundwater collection system.
- D. The Phase 1 closure of the 002 system is also expected to reduce the conveyance of groundwater containing VOCs compounds via storm sewers installed by the Niagara Frontier Transportation Authority as part of airport development.

* * * *

We trust this submittal satisfies your requirements at this time. If you have questions regarding this status report, please contact me.

Respectfully submitted,



Leo M. Brausch
Consultant/Project Engineer

LMB:
Attachments

cc: K. P. Lynch, CRA
K. Minkel, NFTA

TABLE

Table 1
Summary of Groundwater Monitoring Data, Well MW-32
NYSDEC Site No. 9-15-066, Cheektowaga, New York

Date of Sampling	Constituent Concentration (ug/L)						
	cis-1,2-dichloroethylene	Toluene	1,1,1-trichloroethane	Trichloroethylene	Vinyl Chloride	Cadmium	Lead
05/11/00	1,500	5 U	5 U	3,700	540	1.0 U	3.0 U
12/01/00	2,200	5 U	5 U	1,200	110	1.0 U	10 U
12/01/00 (Dup)	2,300	10 U	10 U	1,900	230 J	NA	NA
03/30/01	1,600	100 U	100 U	650	340	0.41 U	2.47 U
03/30/01 (Dup)	1,500	100 U	100 U	610	310	0.41 U	2.47 U
06/21/01	2,800	250 U	250 U	4,100	890	0.85 U	1.21 U
06/21/01 (Dup)	2,700	250 U	250 U	4,000	830	0.85 U	1.21 U
09/13/01	4,000	250 U	250 U	2,900	1,000	0.70 B	2.1 U
09/13/01 (Dup)	4,100	250 U	250 U	2,800	1,100	0.83 B	2.8 U
12/13/01	2,300	200 U	200 U	2,500	590	0.44 U	3.7 U
12/31/01 (Dup)	2,200	200 U	200 U	2,400	560	0.44 U	2.0 U
03/14/02	560	250 U	250 U	730	98	0.17 U	2.03 U
03/14/02 (Dup)	570	250 U	250 U	710	100	0.17 U	2.03 U
07/10/02	1,200	NA	NA	2,000	190	NA	NA
12/31/02	480	NA	50 U	530	66	0.34 B	4.9
12/31/02 (Dup)	510	NA	50 U	580	77	0.29 U	4.7
03/29/03	1,000	80 U	80 U	740	150	5.0 U	3.0 U
06/17/03	1,100	200 U	200 U	2,400	130 J	0.34 B	4.9
06/17/03 (Dup)	1,100	100 U	100 U	1,700	110	5.0 U	3.0 U
09/26/03	2,800	100 U	100 U	8,100	310 J	5.0 U	3.0 U
12/22/03	1,000	100 U	100 U	1,300	97 J	0.38 U	1.1 B
03/29/04	460	10 U	10 U	570	20 J	0.37 U	1.4 U
06/30/04	620	200 U	200 U	1,900	200 U	0.29 U	1.5 U
09/13/04	2,100	200 U	200 U	2,900	130 J	5.0 U	1.8 B
12/17/04	640	10 U	10 U	420	45	5.0 U	3.0 U
12/17/04 (Dup)	760	50 U	50 U	790	50 J	5.0 U	2.3 B
03/31/05	570	50 U	50 U	680	49 J	5.0 U	3.0 U
06/22/05	540	10 U	10 U	810	100	5.0 U	3.0 U
06/22/05 (Dup)	1,100	100 U	100 U	880	140	5.0 U	3.0 U
09/09/05	1,400	330 U	330 U	1,700	96 J	5.0 U	3.0 U
12/14/05	900	10 U	10 U	700	56	5.0 U	3.0 U
12/14/05 (Dup)	1,200	100 U	100 U	750	68 J	5.0 U	3.0 U

Table 1
Summary of Groundwater Monitoring Data, Well MW-32
NYSDEC Site No. 9-15-066, Cheektowaga, New York

Date of Sampling	Constituent Concentration (ug/L)						
	cis-1,2-dichloroethylene	Toluene	1,1,1-trichloroethane	Trichloroethylene	Vinyl Chloride	Cadmium	Lead
03/23/06	350	30 U	30 U	290	36	5.0 U	3.0 U
06/13/06	410	50 U	50 U	440	13 J	5.0 U	3.0 U
06/13/06 (Dup)	540	50 U	50 U	880	51	5.0 U	3.0 U
09/11/06	1,400	150 U	150 U	2,000	85 J	0.34 B	4.9
12/12/06	290	40 U	40 U	67	42 J	5.0 U	1.2 B
12/12/06 (Dup)	590	50 U	50 U	240	75 J	5.0 U	3.1
03/27/07	380	10 U	10 U	22	36 J	5.0 U	2.4 B
06/26/07	1,700	150 U	150 U	23 J	710	5.0 U	1.5 B
09/17/07	2,500	150 U	150 U	410	140	5.0 U	1.5 B
12/19/07	1,500	150 U	150 U	160	200	0.29 B	3.0
12/19/07 (Dup)	1,500	100 U	100 U	170	200	5.0 U	3.0 U
03/19/08	530	40 U	40 U	110	53	0.38 B	2.2 B
06/26/08	520	50 U	50 U	310	27 J	5.0 U	1.4 U
09/30/08	420	50 U	50 U	120	48	5.0 U	1.4 U
12/11/08	200	20 U	20 U	200	9.9 J	5.0 U	5.4
12/11/08 (Dup)	170	10 U	10 U	180	9.0 J	5.0 U	3.5
03/05/09	280	20 U	20 U	170	25	0.090 B	4.1
06/22/09	430	40 U	40 U	590	22 J	5.0 U	1.6 B
06/22/09 (Dup)	410	40 U	40 U	540	24 J	5.0 U	3.4
09/10/09	320	25 U	25 U	330	26	5.0 U	3.8
12/07/09	390	50 U	50 U	370	17 J	5.0 U	2.5 B
12/07/09 (Dup)	380	50 U	50 U	370	16 J	5.0 U	1.1 B
03/22/10	360	25 U	25 U	160	25 J	5.0 U	3.1
06/14/10	260	20 U	20 U	250	18 J	5.0 U	2.5 B
09/03/10	240	20 U	20 U	240	17 J	5.0 U	3.0 U
12/21/10	400	50 U	50 U	290	22 J	5.0 U	3.0 U
03/24/11	210	20 U	20 U	130	11 J	5.0 U	3.0 U

Data Legend:

"NA" - indicates not analyzed

Detections and estimated values are in **bold-face** type.

Organic data qualifiers:

U - not detected at indicated reporting limit

J - estimated concentration

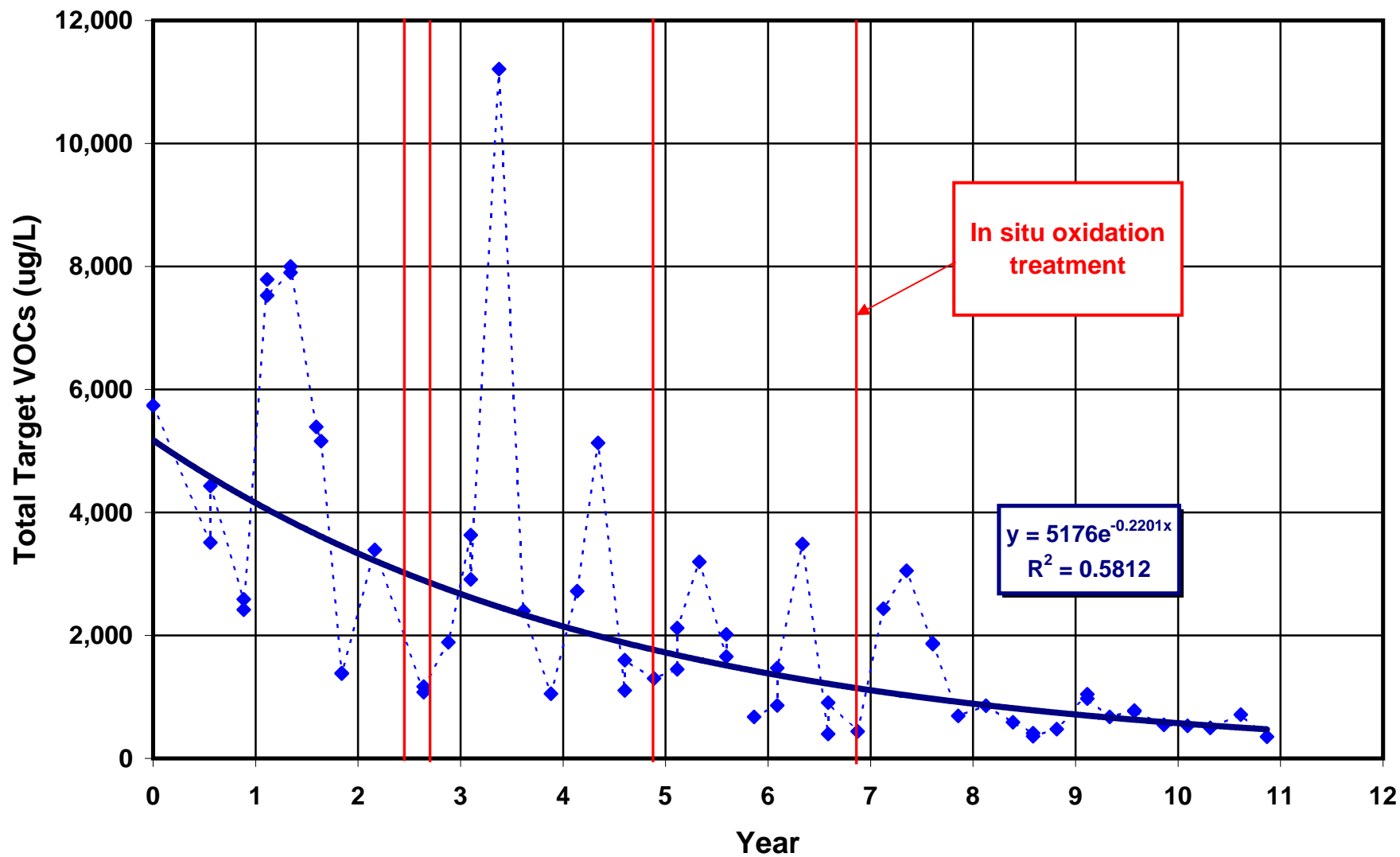
Inorganic data qualifiers:

U - not detected at indicated detection limit

B - detected concentration below contract required detection limit but above instrument detection limit.

FIGURE

Figure 1: Total Target VOCs at MW-32



ATTACHMENT A
DISCHARGE MONITORING REPORT
APRIL 2011

Discharge Monitoring Data
Outfall 001 - Treated Groundwater Remediation Discharge
NYSDEC Site No. 9-15-006
Cheektowaga, New York

Reporting Month & Year **Apr-11**

Parameter		Daily Minimum	Daily Maximum	Units	Daily Maximum (lbs/day)	Measurement Frequency	Sample Type
Flow	Monitoring Result		12,721	gpd		Continuous	Meter
	Discharge Limitation		28,800	gpd		Continuous	Meter
pH	Monitoring Result	6.47	7.99	s.u.		7	Grab
	Discharge Limitation	6.5	8.5	s.u.		Weekly	Grab
Total suspended solids	Monitoring Result		< 4.0	mg/L	0.42	1	Grab
	Discharge Limitation		20	mg/L		Monthly	Grab
Toluene	Monitoring Result		< 1.0	ug/L	< 0.00011	1	Grab
	Discharge Limitation		5	ug/L		Monthly	Grab
Methylene chloride	Monitoring Result		< 1.0	ug/L	< 0.00011	1	Grab
	Discharge Limitation		10	ug/L		Monthly	Grab
1,2-dichlorobenzene	Monitoring Result		< 1.0	ug/L	< 0.00011	1	Grab
	Discharge Limitation		5	ug/L		Monthly	Grab
cis-1,2-dichloroethylene	Monitoring Result		< 1.0	ug/L	< 0.00011	1	Grab
	Discharge Limitation		10	ug/L		Monthly	Grab
Trichloroethylene	Monitoring Result		< 1.0	ug/L	< 0.00011	1	Grab
	Discharge Limitation		10	ug/L		Monthly	Grab
Tetrachloroethylene	Monitoring Result		< 1.0	ug/L	< 0.00011	1	Grab
	Discharge Limitation		50	ug/L		Monthly	Grab
Cadmium	Monitoring Result		< 0.15	ug/L	< 0.000016	1	Grab
	Discharge Limitation		3	ug/L		Monthly	Grab
Chromium	Monitoring Result		3.6	ug/L	0.00038	1	Grab
	Discharge Limitation		99	ug/L		Monthly	Grab

ATTACHMENT B
ANALYTICAL LABORATORY REPORT
EFFLUENT SAMPLING – APRIL 2011

ANALYTICAL REPORT

PROJECT NO. LEO BRAUSCH BUF


Leo Brausch Buffalo Airport

Lot #: C1D290539

Leo Brausch

Leo Brausch Consulting
131 Wedgewood Drive
Gibsonia, PA 15044

TESTAMERICA LABORATORIES, INC.



Carrie L. Gamber
Project Manager

May 9, 2011



NELAC REPORTING:

At the time of analysis the laboratory was in compliance with the current NELAC standards and held accreditation for all analyses performed unless noted by a qualifier. The labs accreditation numbers are listed below. The format and contents of the report meets all applicable NELAC standards except as noted in the narrative and shall not be reproduced except in full, without the written approval of the laboratory. The table below presents a summary of the certifications held by TestAmerica Pittsburgh. Our primary accreditation authority for the Non-potable water and Solid & Hazardous waste programs is Pennsylvania DEP. A more detailed parameter list is available upon request. Please ask your project manager for this information when required.

Certifying State/Program	Certificate #	Program Types	TestAmerica
DoD ELAP	ADE-1442	WW HW	X
US Dept of Agriculture	(#P330-10-00139)	Foreign Soil Import Permit	X
Arkansas	(#88-0690)	WW HW	X X
California – NELAC	04224CA	WW HW	X X
Connecticut	(#PH-0688)	WW HW	X X
Florida – NELAC	(#E871008)	WW HW	X X
Illinois – NELAC	(#002602)	WW HW	X X
Kansas – NELAC	(#E-10350)	WW HW	X X
Louisiana – NELAC	(#04041)	WW HW	X X
New Hampshire – NELAC	(#203011)	WW –	X –
New Jersey – NELAC	(PA-005)	WW HW	X X
New York – NELAC	(#11182)	WW HW	X X
North Carolina	(#434)	WW HW	X X
Pennsylvania - NELAC	(#02-00416)	WW HW	X X
South Carolina	(#89014002)	WW HW	X X
Utah – NELAC	(STLP)	WW HW	X X
West Virginia	(#142)	WW HW	X X
Wisconsin	998027800	WW HW	X X

The codes utilized for program types are described below:

- HW Hazardous Waste certification
- WW Non-potable Water and/or Wastewater certification
- X Laboratory has some form of certification under the specific program. Many states certify laboratories for specific parameters or tests within a category. The information in the table indicates the lab is certified in a general category of testing. Please contact the laboratory if parameter specific certification information is required.

Updated: 05/19/10 N:\Reporting\NELAC NARRATIVE Pittsburgh_Updated 051910.doc

CASE NARRATIVE

Mactec Engineering & Consulting
Lot #: C1D290539

Sample Receiving:

TestAmerica's Pittsburgh laboratory received one sample on April 29, 2011. The cooler was received within the proper temperature range.

If project specific QC was not required for samples contained in this report, when batch QC was completed on these samples, anomalous results will be discussed below.

GC/MS Volatiles:

TestAmerica's North Canton laboratory performed the volatiles analysis.


Metals:

There were no problems associated with the analysis.

General Chemistry:

The test for pH is a field parameter. The laboratory pH analysis was completed at the request of the client.

CHAIN OF CUSTODY RECORD


CONESTOGA-ROVERS & ASSOCIATES
 2055 Niagara Falls
 Niagara Falls, NY 14304

SHIPPED TO (Laboratory Name):
 Test America
 Pitts

REFERENCE NUMBER: 018036
 Buffalo Airport

SEQ. No.	DATE	TIME	SAMPLE No.	SAMPLE TYPE	No. of Containers	PARAMETERS	REMARKS
	4/29/11	10:00	EFFOY11	wat	5	WAS ONLY Cd, Pb, Fe, Ni, Zn 11	

TOTAL NUMBER OF CONTAINERS

HEALTH/CHEMICAL HAZARDS

RELINQUISHED BY: [Signature] DATE: 4/29/11 TIME: 10:00
 RECEIVED BY: [Signature] DATE: 4/29/11 TIME: 0945

RELINQUISHED BY: DATE: TIME:
 RECEIVED BY: DATE: TIME:

RELINQUISHED BY: DATE: TIME:
 RECEIVED BY: DATE: TIME:

METHOD OF SHIPMENT: WAY BILL No.

SAMPLER'S SIGNATURE: [Signature] **PRINTED NAME:**

SAMPLE TEAM: [Signature]

—Fully Executed Copy
 —Receiving Laboratory Copy
 —Shipper Copy
 —Sampler Copy

RECEIVED FOR LABORATORY BY: DATE: TIME:

No. CRA 23074

METHODS SUMMARY

C1D290539

<u>PARAMETER</u>	<u>ANALYTICAL METHOD</u>	<u>PREPARATION METHOD</u>
pH (Electrometric)	SM20 4500-H+B	SM20 4500-H B
Purgeables	CFR136A 624	SW846 5030B
Total Suspended Solids SM 2540 D	SM20 2540D	SM20 2540D
Trace Inductively Coupled Plasma (ICP) Metals	MCAWW 200.7	MCAWW 200.7

References:

- CFR136A "Methods for Organic Chemical Analysis of Municipal and Industrial Wastewater", 40CFR, Part 136, Appendix A, October 26, 1984 and subsequent revisions.
- MCAWW "Methods for Chemical Analysis of Water and Wastes", EPA-600/4-79-020, March 1983 and subsequent revisions.
- SM20 "STANDARD METHODS FOR THE EXAMINATION OF WATER AND WASTEWATER", 20TH EDITION."

SAMPLE SUMMARY

C1D290539

<u>WO #</u>	<u>SAMPLE#</u>	<u>CLIENT SAMPLE ID</u>	<u>SAMPLED DATE</u>	<u>SAMP TIME</u>
MHN32	001	EFF0411	04/28/11	10:00

NOTE(S) :

- The analytical results of the samples listed above are presented on the following pages.
- All calculations are performed before rounding to avoid round-off errors in calculated results.
- Results noted as "ND" were not detected at or above the stated limit.
- This report must not be reproduced, except in full, without the written approval of the laboratory.
- Results for the following parameters are never reported on a dry weight basis: color, corrosivity, density, flashpoint, ignitability, layers, odor, paint filter test, pH, porosity pressure, reactivity, redox potential, specific gravity, spot tests, solids, solubility, temperature, viscosity, and weight.

Leo Brausch Consulting

Client Sample ID: EFF0411

GC/MS Volatiles

Lot-Sample #...: C1D290539-001 Work Order #...: MHN321AD Matrix.....: WATER
Date Sampled...: 04/28/11 Date Received..: 04/29/11 MS Run #.....: 1125231
Prep Date.....: 05/04/11 Analysis Date..: 05/04/11
Prep Batch #...: 1125459 Analysis Time..: 02:48
Dilution Factor: 1
Method.....: CFR136A 624

<u>PARAMETER</u>	<u>RESULT</u>	<u>REPORTING</u>		
		<u>LIMIT</u>	<u>UNITS</u>	<u>MDL</u>
1,2-Dichlorobenzene	ND	1.0	ug/L	0.13
cis-1,2-Dichloroethene	ND	1.0	ug/L	0.17
Methylene chloride	ND	1.0	ug/L	0.33
Tetrachloroethene	ND	1.0	ug/L	0.29
Toluene	ND	1.0	ug/L	0.13
Trichloroethene	ND	1.0	ug/L	0.17
	<u>PERCENT</u>	<u>RECOVERY</u>		
<u>SURROGATE</u>	<u>RECOVERY</u>	<u>LIMITS</u>		
1,2-Dichloroethane-d4	94	(80 - 125)		
Toluene-d8	96	(84 - 110)		
Bromofluorobenzene	83	(81 - 112)		

METHOD BLANK REPORT

GC/MS Volatiles

Client Lot #...: C1D290539
MB Lot-Sample #: A1E050000-459
Analysis Date...: 05/03/11
Dilution Factor: 1

Work Order #...: MH1T81AA
Prep Date.....: 05/03/11
Prep Batch #...: 1125459

Matrix.....: WATER
Analysis Time...: 15:26

<u>PARAMETER</u>	<u>RESULT</u>	<u>REPORTING</u>		
		<u>LIMIT</u>	<u>UNITS</u>	<u>METHOD</u>
Toluene	ND	1.0	ug/L	CFR136A 624
1,2-Dichlorobenzene	ND	1.0	ug/L	CFR136A 624
cis-1,2-Dichloroethene	ND	1.0	ug/L	CFR136A 624
Methylene chloride	ND	1.0	ug/L	CFR136A 624
Tetrachloroethene	ND	1.0	ug/L	CFR136A 624
Trichloroethene	ND	1.0	ug/L	CFR136A 624

<u>SURROGATE</u>	<u>PERCENT</u> <u>RECOVERY</u>	<u>RECOVERY</u> <u>LIMITS</u>
1,2-Dichloroethane-d4	98	(80 - 125)
Toluene-d8	95	(84 - 110)
Bromofluorobenzene	84	(81 - 112)

NOTE(S):

Calculations are performed before rounding to avoid round-off errors in calculated results.

LABORATORY CONTROL SAMPLE EVALUATION REPORT

GC/MS Volatiles

Client Lot #...: C1D290539 Work Order #...: MH1T81AC Matrix.....: WATER
 LCS Lot-Sample#: A1E050000-459
 Prep Date.....: 05/03/11 Analysis Date...: 05/03/11
 Prep Batch #...: 1125459 Analysis Time...: 14:35
 Dilution Factor: 1

<u>PARAMETER</u>	PERCENT <u>RECOVERY</u>	RECOVERY <u>LIMITS</u>	<u>METHOD</u>
1,2-Dichlorobenzene	89	(18 - 190)	CFR136A 624
Methylene chloride	104	(10 - 221)	CFR136A 624
Tetrachloroethene	100	(64 - 148)	CFR136A 624
Toluene	95	(47 - 150)	CFR136A 624
Trichloroethene	98	(71 - 157)	CFR136A 624
Benzene	96	(37 - 151)	CFR136A 624
Bromodichloromethane	88	(35 - 155)	CFR136A 624
Bromoform	67	(45 - 169)	CFR136A 624
Bromomethane	77	(10 - 242)	CFR136A 624
Carbon tetrachloride	88	(70 - 140)	CFR136A 624
Chlorobenzene	95	(37 - 160)	CFR136A 624
Chloroethane	94	(14 - 230)	CFR136A 624
2-Chloroethyl vinyl ether	98	(10 - 305)	CFR136A 624
Chloroform	94	(51 - 138)	CFR136A 624
Chloromethane	80	(10 - 273)	CFR136A 624
Dibromochloromethane	80	(53 - 149)	CFR136A 624
1,3-Dichlorobenzene	90	(59 - 156)	CFR136A 624
1,4-Dichlorobenzene	88	(18 - 190)	CFR136A 624
1,1-Dichloroethane	96	(59 - 155)	CFR136A 624
1,2-Dichloroethane	102	(49 - 155)	CFR136A 624
1,1-Dichloroethene	115	(10 - 234)	CFR136A 624
trans-1,2-Dichloroethene	100	(54 - 156)	CFR136A 624
1,2-Dichloropropane	98	(10 - 210)	CFR136A 624
cis-1,3-Dichloropropene	84	(10 - 227)	CFR136A 624
trans-1,3-Dichloropropene	82	(17 - 183)	CFR136A 624
Ethylbenzene	91	(37 - 162)	CFR136A 624
1,1,2,2-Tetrachloroethane	87	(46 - 157)	CFR136A 624
1,1,1-Trichloroethane	96	(52 - 162)	CFR136A 624
1,1,2-Trichloroethane	95	(52 - 150)	CFR136A 624
Trichlorofluoromethane	129	(17 - 181)	CFR136A 624
Vinyl chloride	92	(10 - 251)	CFR136A 624

(Continued on next page)

LABORATORY CONTROL SAMPLE EVALUATION REPORT

GC/MS Volatiles

Client Lot #...: C1D290539 Work Order #...: MH1T81AC Matrix.....: WATER
LCS Lot-Sample#: A1E050000-459

<u>SURROGATE</u>	<u>PERCENT</u> <u>RECOVERY</u>	<u>RECOVERY</u> <u>LIMITS</u>
1,2-Dichloroethane-d4	99	(80 - 125)
Toluene-d8	98	(84 - 110)
Bromofluorobenzene	91	(81 - 112)

NOTE(S):

Calculations are performed before rounding to avoid round-off errors in calculated results.

Bold print denotes control parameters

MATRIX SPIKE SAMPLE EVALUATION REPORT

GC/MS Volatiles

Lot-Sample #...: C1D290539 Work Order #...: MHQ3C1AC Matrix.....: WATER
 MS Lot-Sample #: A1E020460-002
 Date Sampled...: 05/02/11 Date Received...: 05/02/11
 Prep Date.....: 05/04/11 Analysis Date...: 05/04/11
 Prep Batch #...: 1125459 MS Run #.....: 1125231
 Dilution Factor: 1

<u>PARAMETER</u>	PERCENT <u>RECOVERY</u>	RECOVERY <u>LIMITS</u>	<u>METHOD</u>
1,2-Dichlorobenzene	84 a	(90 - 115)	CFR136A 624
Methylene chloride	103	(78 - 131)	CFR136A 624
Tetrachloroethene	91	(81 - 112)	CFR136A 624
Toluene	90	(87 - 112)	CFR136A 624
Trichloroethene	94	(85 - 114)	CFR136A 624
Benzene	93	(90 - 114)	CFR136A 624
Bromodichloromethane	81	(78 - 123)	CFR136A 624
Bromoform	58	(40 - 141)	CFR136A 624
Bromomethane	75	(42 - 160)	CFR136A 624
Carbon tetrachloride	77	(61 - 129)	CFR136A 624
Chlorobenzene	91	(90 - 113)	CFR136A 624
Chloroethane	92	(56 - 133)	CFR136A 624
2-Chloroethyl vinyl ether	0.0 a	(10 - 185)	CFR136A 624
Chloroform	92	(90 - 118)	CFR136A 624
Chloromethane	78	(37 - 127)	CFR136A 624
Dibromochloromethane	72	(65 - 123)	CFR136A 624
1,3-Dichlorobenzene	84 a	(90 - 111)	CFR136A 624
1,4-Dichlorobenzene	82 a	(90 - 112)	CFR136A 624
1,1-Dichloroethane	93	(90 - 114)	CFR136A 624
1,2-Dichloroethane	101	(90 - 123)	CFR136A 624
1,1-Dichloroethene	110	(83 - 129)	CFR136A 624
trans-1,2-Dichloroethene	99	(85 - 116)	CFR136A 624
1,2-Dichloropropane	93	(87 - 119)	CFR136A 624
cis-1,3-Dichloropropene	73 a	(77 - 115)	CFR136A 624
trans-1,3-Dichloropropene	71	(71 - 114)	CFR136A 624
Ethylbenzene	88	(88 - 111)	CFR136A 624
1,1,2,2-Tetrachloroethane	86	(77 - 133)	CFR136A 624
1,1,1-Trichloroethane	82	(82 - 119)	CFR136A 624
1,1,2-Trichloroethane	94	(89 - 123)	CFR136A 624
Trichlorofluoromethane	113 a	(62 - 110)	CFR136A 624
Vinyl chloride	86	(50 - 119)	CFR136A 624

<u>SURROGATE</u>	PERCENT <u>RECOVERY</u>	RECOVERY <u>LIMITS</u>
1,2-Dichloroethane-d4	101	(80 - 125)
Toluene-d8	98	(84 - 110)
Bromofluorobenzene	92	(81 - 112)

(Continued on next page)

MATRIX SPIKE SAMPLE EVALUATION REPORT

GC/MS Volatiles

Lot-Sample #...: C1D290539

Work Order #...: MHQ3C1AC

Matrix.....: WATER

MS Lot-Sample #: A1E020460-002

NOTE(S):

Calculations are performed before rounding to avoid round-off errors in calculated results.

Bold print denotes control parameters

a Spiked analyte recovery is outside stated control limits.

Leo Brausch Consulting

Client Sample ID: EFF0411

TOTAL Metals

Lot-Sample #...: C1D290539-001

Matrix.....: WATER

Date Sampled...: 04/28/11

Date Received...: 04/29/11

<u>PARAMETER</u>	<u>RESULT</u>	<u>REPORTING</u>		<u>METHOD</u>	<u>PREPARATION-</u>	<u>WORK</u>
		<u>LIMIT</u>	<u>UNITS</u>		<u>ANALYSIS DATE</u>	<u>ORDER #</u>
Prep Batch #...: 1122158						
Cadmium	ND	5.0	ug/L	MCAWW 200.7	05/02-05/03/11	MHN321AA
		Dilution Factor: 1		Analysis Time..: 17:45	MS Run #.....: 1122084	
		MDL.....: 0.15				
Chromium	3.6 B	5.0	ug/L	MCAWW 200.7	05/02-05/03/11	MHN321AC
		Dilution Factor: 1		Analysis Time..: 17:45	MS Run #.....: 1122084	
		MDL.....: 0.51				

NOTE(S):

B Estimated result. Result is less than RL.

METHOD BLANK REPORT

TOTAL Metals

Client Lot #...: C1D290539

Matrix.....: WATER

<u>PARAMETER</u>	<u>RESULT</u>	<u>REPORTING</u> <u>LIMIT</u>	<u>UNITS</u>	<u>METHOD</u>	<u>PREPARATION-</u> <u>ANALYSIS DATE</u>	<u>WORK</u> <u>ORDER #</u>
MB Lot-Sample #: C1E020000-158		Prep Batch #... : 1122158				
Cadmium	ND	5.0	ug/L	MCAWW 200.7	05/02-05/03/11	MHQLA1AH
		Dilution Factor: 1				
		Analysis Time..: 16:14				
Chromium	ND	5.0	ug/L	MCAWW 200.7	05/02-05/03/11	MHQLA1A1
		Dilution Factor: 1				
		Analysis Time..: 16:14				

NOTE(S):

Calculations are performed before rounding to avoid round-off errors in calculated results.

LABORATORY CONTROL SAMPLE EVALUATION REPORT

TOTAL Metals

Client Lot #...: C1D290539

Matrix.....: WATER

<u>PARAMETER</u>	<u>PERCENT RECOVERY</u>	<u>RECOVERY LIMITS</u>	<u>METHOD</u>	<u>PREPARATION- ANALYSIS DATE</u>	<u>WORK ORDER #</u>
------------------	-------------------------	------------------------	---------------	-----------------------------------	---------------------

LCS Lot-Sample#: C1E020000-158 Prep Batch #...: 1122158

Cadmium	99	(85 - 115)	MCAWW 200.7	05/02-05/03/11	MHQLA1A8
		Dilution Factor: 1		Analysis Time..: 16:20	

Chromium	100	(85 - 115)	MCAWW 200.7	05/02-05/03/11	MHQLA1CQ
		Dilution Factor: 1		Analysis Time..: 16:20	

NOTE(S):

Calculations are performed before rounding to avoid round-off errors in calculated results.

MATRIX SPIKE SAMPLE EVALUATION REPORT

TOTAL Metals

Client Lot #...: C1D290539

Matrix.....: WATER

Date Sampled...: 04/29/11

Date Received...: 04/29/11

<u>PARAMETER</u>	<u>PERCENT RECOVERY</u>	<u>RECOVERY LIMITS</u>	<u>RPD</u>	<u>RPD LIMITS</u>	<u>METHOD</u>	<u>PREPARATION- ANALYSIS DATE</u>	<u>WORK ORDER #</u>
------------------	-------------------------	------------------------	------------	-------------------	---------------	-----------------------------------	---------------------

MS Lot-Sample #: C1D290418-001 **Prep Batch #...:** 1122158

Cadmium	99	(70 - 130)			MCAWW 200.7	05/02-05/03/11	MHNF81DH
	99	(70 - 130)	0.26	(0-20)	MCAWW 200.7	05/02-05/03/11	MHNF81DJ

Dilution Factor: 1
 Analysis Time...: 18:03
 MS Run #.....: 1122084

Chromium	97	(70 - 130)			MCAWW 200.7	05/02-05/03/11	MHNF81EH
	105	(70 - 130)	2.1	(0-20)	MCAWW 200.7	05/02-05/03/11	MHNF81EJ

Dilution Factor: 1
 Analysis Time...: 18:03
 MS Run #.....: 1122084

NOTE(S):

Calculations are performed before rounding to avoid round-off errors in calculated results.

MATRIX SPIKE SAMPLE EVALUATION REPORT

TOTAL Metals

Client Lot #...: C1D290539

Matrix.....: WATER

Date Sampled...: 04/28/11

Date Received...: 04/29/11

<u>PARAMETER</u>	<u>PERCENT RECOVERY</u>	<u>RECOVERY LIMITS</u>	<u>RPD</u>	<u>RPD LIMITS</u>	<u>METHOD</u>	<u>PREPARATION- ANALYSIS DATE</u>	<u>WORK ORDER #</u>
------------------	-------------------------	------------------------	------------	-------------------	---------------	-----------------------------------	---------------------

MS Lot-Sample #: C1D290601-001 **Prep Batch #...:** 1122158

Cadmium	98	(70 - 130)			MCAWW 200.7	05/02-05/03/11	MHPFP1D0
	97	(70 - 130)	1.9	(0-20)	MCAWW 200.7	05/02-05/03/11	MHPFP1D1

Dilution Factor: 1
 Analysis Time...: 18:57
 MS Run #.....: 1122084

Chromium	100	(70 - 130)			MCAWW 200.7	05/02-05/03/11	MHPFP1D4
	98	(70 - 130)	2.0	(0-20)	MCAWW 200.7	05/02-05/03/11	MHPFP1D5

Dilution Factor: 1
 Analysis Time...: 18:57
 MS Run #.....: 1122084

NOTE(S):

Calculations are performed before rounding to avoid round-off errors in calculated results.

Leo Brausch Consulting

Client Sample ID: EFF0411

General Chemistry

Lot-Sample #...: C1D290539-001

Work Order #...: MHN32

Matrix.....: WATER

Date Sampled...: 04/28/11

Date Received..: 04/29/11

<u>PARAMETER</u>	<u>RESULT</u>	<u>RL</u>	<u>UNITS</u>	<u>METHOD</u>	<u>PREPARATION- ANALYSIS DATE</u>	<u>PREP BATCH #</u>
pH	6.6	--	--	SM20 4500-H+B	04/30/11	1120064
				Dilution Factor: 1	Analysis Time..: 14:08	MS Run #.....: 1120027
				MDL.....: 0.0		
Total Suspended Solids	ND	4.0	mg/L	SM20 2540D	04/30-05/02/11	1120052
				Dilution Factor: 1	Analysis Time..: 11:02	MS Run #.....: 1120026
				MDL.....: 2.0		

METHOD BLANK REPORT

General Chemistry

Client Lot #...: C1D290539

Matrix.....: WATER

<u>PARAMETER</u>	<u>RESULT</u>	<u>REPORTING</u> <u>LIMIT</u>	<u>UNITS</u>	<u>METHOD</u>	<u>PREPARATION-</u> <u>ANALYSIS DATE</u>	<u>PREP</u> <u>BATCH #</u>
Total Suspended Solids	ND	4.0	mg/L	SM20 2540D	04/30-05/02/11	1120052

Work Order #: MHP0L1AA MB Lot-Sample #: C1D300000-052
Dilution Factor: 1
Analysis Time..: 11:02

NOTE(S):

Calculations are performed before rounding to avoid round-off errors in calculated results.

LABORATORY CONTROL SAMPLE EVALUATION REPORT

General Chemistry

Client Lot #...: C1D290539

Matrix.....: WATER

<u>PARAMETER</u>	<u>PERCENT RECOVERY</u>	<u>RECOVERY LIMITS</u>	<u>METHOD</u>	<u>PREPARATION- ANALYSIS DATE</u>	<u>PREP BATCH #</u>
pH	99	(99 - 101)	Work Order #: MHP2K1AA SM20 4500-H+B	LCS Lot-Sample#: C1D300000-064 04/30/11	1120064
			Dilution Factor: 1	Analysis Time.: 14:00	
Total Suspended Solids	98	(80 - 120)	Work Order #: MHP0L1AC SM20 2540D	LCS Lot-Sample#: C1D300000-052 04/30-05/02/11	1120052
			Dilution Factor: 1	Analysis Time.: 11:02	

NOTE(S):

Calculations are performed before rounding to avoid round-off errors in calculated results.

SAMPLE DUPLICATE EVALUATION REPORT

General Chemistry

Client Lot #...: C1D290539

Work Order #...: MHMM4-SMP
MHMM4-DUP

Matrix.....: WATER

Date Sampled...: 04/27/11

Date Received...: 04/28/11

<u>PARAM</u>	<u>RESULT</u>	<u>DUPLICATE</u> <u>RESULT</u>	<u>UNITS</u>	<u>RPD</u>	<u>RPD</u> <u>LIMIT</u>	<u>METHOD</u>	<u>PREPARATION-</u> <u>ANALYSIS DATE</u>	<u>PREP</u> <u>BATCH #</u>
Total Suspended Solids	10.8	11.6	mg/L	7.1	(0-20)	SM20 2540D	04/30-05/02/11	1120052
				Dilution Factor: 1	Analysis Time.: 11:02		MS Run Number.: 1120026	
							SD Lot-Sample #: C1D280572-001	

SAMPLE DUPLICATE EVALUATION REPORT

General Chemistry

Client Lot #...: C1D290539

Work Order #...: MHPV9-SMP
MHPV9-DUP

Matrix.....: WATER

Date Sampled...: 04/29/11

Date Received..: 04/30/11

<u>PARAM</u>	<u>RESULT</u>	<u>DUPLICATE RESULT</u>	<u>UNITS</u>	<u>RPD</u>	<u>RPD LIMIT</u>	<u>METHOD</u>	<u>PREPARATION- ANALYSIS DATE</u>	<u>PREP BATCH #</u>
pH	7.8	7.7	--	0.52	(0-2.0)	SM20 4500-H+B	04/30/11	1120064
			Dilution Factor: 1		Analysis Time.: 14:16		MS Run Number.: 1120027	
						SD Lot-Sample #:	C1D300424-001	

SAMPLE DUPLICATE EVALUATION REPORT

General Chemistry

Client Lot #...: C1D290539

Work Order #...: MHPW0-SMP
MHPW0-DUP

Matrix.....: WATER

Date Sampled...: 04/29/11

Date Received..: 04/30/11

<u>PARAM</u>	<u>RESULT</u>	<u>DUPLICATE RESULT</u>	<u>UNITS</u>	<u>RPD</u>	<u>RPD LIMIT</u>	<u>METHOD</u>	<u>PREPARATION- ANALYSIS DATE</u>	<u>PREP BATCH #</u>
pH	7.4	7.4	--	0.27	(0-2.0)	SM20 4500-H+B	04/30/11	1120064
			Dilution Factor: 1		Analysis Time.: 14:24		MS Run Number.: 1120027	
						SD Lot-Sample #: C1D300427-001		

ATTACHMENT C
ANALYTICAL LABORATORY REPORT
WELL MW-32 QUARTERLY MONITORING - MARCH 2011

ANALYTICAL REPORT

PROJECT NO. LEO BRAUSCH BUF

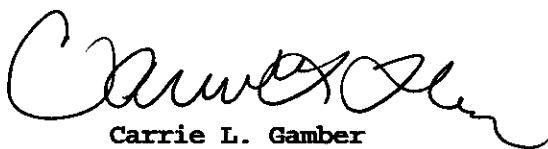
Leo Brausch Buffalo Airport

Lot #: C1C250568

Leo Brausch

Leo Brausch Consulting
131 Wedgewood Drive
Gibsonia, PA 15044

TESTAMERICA LABORATORIES, INC.



Carrie L. Gamber
Project Manager

April 6, 2011



NELAC REPORTING:

At the time of analysis the laboratory was in compliance with the current NELAC standards and held accreditation for all analyses performed unless noted by a qualifier. The labs accreditation numbers are listed below. The format and contents of the report meets all applicable NELAC standards except as noted in the narrative and shall not be reproduced except in full, without the written approval of the laboratory. The table below presents a summary of the certifications held by TestAmerica Pittsburgh. Our primary accreditation authority for the Non-potable water and Solid & Hazardous waste programs is Pennsylvania DEP. A more detailed parameter list is available upon request. Please ask your project manager for this information when required.

Certifying State/Program	Certificate #	Program Types	TestAmerica
DoD ELAP	ADE-1442	WW HW	X
US Dept of Agriculture Arkansas	(#P330-10-00139) (#88-0690)	Foreign Soil Import Permit	X
California – NELAC	04224CA	WW HW	X X
Connecticut	(#PH-0688)	WW HW	X X
Florida – NELAC	(#E871008)	WW HW	X X
Illinois – NELAC	(#002319)	WW HW	X X
Kansas – NELAC	(#E-10350)	WW HW	X X
Louisiana – NELAC	(#04041)	WW HW	X X
New Hampshire – NELAC	(#203010)	WW --	X --
New Jersey – NELAC	(PA-005)	WW HW	X X
New York – NELAC	(#11182)	WW HW	X X
North Carolina	(#434)	WW HW	X X
Pennsylvania - NELAC	(#02-00416)	WW HW	X X
South Carolina	(#89014002)	WW HW	X X
Utah – NELAC	(STLP)	WW HW	X X
West Virginia	(#142)	WW HW	X X
Wisconsin	998027800	WW HW	X X

The codes utilized for program types are described below:

- HW Hazardous Waste certification
- WW Non-potable Water and/or Wastewater certification
- X Laboratory has some form of certification under the specific program. Many states certify laboratories for specific parameters or tests within a category. The information in the table indicates the lab is certified in a general category of testing. Please contact the laboratory if parameter specific certification information is required.

Updated: 05/19/10 N:\Reporting\NELAC NARRATIVE Pittsburgh_Updated 051910.doc

CASE NARRATIVE

Leo Brausch Consulting

Lot # C1C250568

Sample Receiving:

TestAmerica's Pittsburgh laboratory received samples on March 25, 2011. The cooler was received within the proper temperature range.

If project specific QC was not required for samples contained in this report, when batch QC was completed on these samples, anomalous results will be discussed below.

GC/MS Volatiles:

Due to the concentration of target compounds detected, sample WG-18036-032411-MW-32 and associated matrix spikes were analyzed at a dilution.

The matrix spike and/or matrix spike duplicate recovered outside control limits for several analytes.

Metals:

There were no problems associated with the analysis.

CHAIN OF CUSTODY RECORD

REFERENCE NUMBER: 18036 - 1131
 Viacon Buffalo Airport
 4 1/2 Ly GV Samplings

SHIPPED TO (Laboratory Name):
 Test America
 Pittsburgh

CONESTOGA-ROVERS & ASSOCIATES
 NF office

SAMPLER'S SIGNATURE: Dave Tyan PRINTED NAME: David Tyan
 SAMPLE No. WG-18036-032411-A032
TB-18036-032411

SEQ. No.	DATE	TIME	SAMPLE TYPE	No. of Containers	PARAMETERS	REMARKS
					TCC	
				4	X X X	
				2	X	
SSF						

TOTAL NUMBER OF CONTAINERS: **6** HEALTH/CHEMICAL HAZARDS

RELINQUISHED BY: Dave Tyan DATE: 3-27-11 RECEIVED BY: (1)
 TIME: 1100

RELINQUISHED BY: DATE: TIME: RECEIVED BY: (2)

RELINQUISHED BY: DATE: TIME: RECEIVED BY: (3)

METHOD OF SHIPMENT: Fed Ex WAY BILL No.

White
 Yellow
 Pink
 Goldenrod

SAMPLE TEAM:
D. Tyan

RECEIVED FOR LABORATORY BY:
 DATE: 3/27/11 TIME: 0950

No. CRA **17345**

1001 (D) APR 28/97(NF) REV. 0 (F-15)

METHODS SUMMARY

C1C250568

<u>PARAMETER</u>	<u>ANALYTICAL METHOD</u>	<u>PREPARATION METHOD</u>
CLP - Volatile Organic Compounds (OLM04.2) Inductively Coupled Plasma	OCLP OLM04.2 ICLP ILM04.0/4.	OCLP OLM04.2 ICLP ILM04.0

References:

- ICLP USEPA Contract Laboratory Program Statement of Work for Inorganics Analysis, Multi-Media, Multi-Concentration.
- OCLP USEPA Contract Laboratory Program Statement of Work for Organics Analysis, Multi-Media, Multi-Concentration.

SAMPLE SUMMARY

C1C250568

<u>WO #</u>	<u>SAMPLE#</u>	<u>CLIENT SAMPLE ID</u>	<u>SAMPLED DATE</u>	<u>SAMP TIME</u>
MF7P4	001	WG-18036-032411-MW-32	03/24/11	09:40
MF7P8	002	TB-18036-032411	03/24/11	

NOTE(S) :

- The analytical results of the samples listed above are presented on the following pages.
- All calculations are performed before rounding to avoid round-off errors in calculated results.
- Results noted as "ND" were not detected at or above the stated limit.
- This report must not be reproduced, except in full, without the written approval of the laboratory.
- Results for the following parameters are never reported on a dry weight basis: color, corrosivity, density, flashpoint, ignitability, layers, odor, paint filler test, pH, porosity pressure, reactivity, redox potential, specific gravity, spot tests, solids, solubility, temperature, viscosity, and weight.

Leo Brausch Consulting

Client Sample ID: WG-18036-032411-MW-32

GC/MS Volatiles

Lot-Sample #...: C1C250568-001 Work Order #...: MF7P41AA Matrix.....: WATER
Date Sampled...: 03/24/11 Date Received..: 03/25/11 MS Run #.....: 1092039
Prep Date.....: 04/02/11 Analysis Date..: 04/02/11
Prep Batch #...: 1092063 Analysis Time..: 14:25
Dilution Factor: 2

Method.....: OCLP OLM04.2

<u>PARAMETER</u>	<u>RESULT</u>	<u>REPORTING</u>		
		<u>LIMIT</u>	<u>UNITS</u>	<u>MDL</u>
Toluene	ND	20	ug/L	2.0
cis-1,2-Dichloroethene	210	20	ug/L	2.0
1,1,1-Trichloroethane	ND	20	ug/L	2.0
Trichloroethene	130	20	ug/L	2.0
Vinyl chloride	11 J	20	ug/L	2.0

<u>SURROGATE</u>	<u>PERCENT RECOVERY</u>	<u>RECOVERY LIMITS</u>
Toluene-d8	95	(88 - 110)
Bromofluorobenzene	101	(86 - 115)
1,2-Dichloroethane-d4	105	(76 - 114)

NOTE(S):

J Estimated result. Result is less than RL.

Leo Brausch Consulting

Client Sample ID: TB-18036-032411

GC/MS Volatiles

Lot-Sample #...: C1C250568-002 Work Order #...: MF7P81AA Matrix.....: WATER
Date Sampled...: 03/24/11 Date Received..: 03/25/11 MS Run #.....: 1092039
Prep Date.....: 04/02/11 Analysis Date..: 04/02/11
Prep Batch #...: 1092063 Analysis Time..: 13:09
Dilution Factor: 1
Method.....: OCLP OLM04.2

<u>PARAMETER</u>	<u>RESULT</u>	<u>REPORTING</u>		
		<u>LIMIT</u>	<u>UNITS</u>	<u>MDL</u>
Toluene	ND	10	ug/L	1.0
cis-1,2-Dichloroethene	ND	10	ug/L	1.0
1,1,1-Trichloroethane	ND	10	ug/L	1.0
Trichloroethene	ND	10	ug/L	1.0
Vinyl chloride	ND	10	ug/L	1.0

<u>SURROGATE</u>	<u>PERCENT</u>	<u>RECOVERY</u>
	<u>RECOVERY</u>	<u>LIMITS</u>
Toluene-d8	93	(88 - 110)
Bromofluorobenzene	113	(86 - 115)
1,2-Dichloroethane-d4	89	(76 - 114)

METHOD BLANK REPORT

GC/MS Volatiles

Client Lot #...: C1C250568
MB Lot-Sample #: C1D020000-063
Analysis Date...: 04/02/11
Dilution Factor: 1

Work Order #...: MGHL11AA
Prep Date.....: 04/02/11
Prep Batch #...: 1092063

Matrix.....: WATER
Analysis Time...: 12:36

<u>PARAMETER</u>	<u>RESULT</u>	<u>REPORTING</u>		
		<u>LIMIT</u>	<u>UNITS</u>	<u>METHOD</u>
cis-1,2-Dichloroethene	ND	10	ug/L	OCLP OLM04.2
Toluene	ND	10	ug/L	OCLP OLM04.2
1,1,1-Trichloroethane	ND	10	ug/L	OCLP OLM04.2
Trichloroethene	ND	10	ug/L	OCLP OLM04.2
Vinyl chloride	ND	10	ug/L	OCLP OLM04.2

<u>SURROGATE</u>	<u>PERCENT RECOVERY</u>	<u>RECOVERY LIMITS</u>
Toluene-d8	90	(88 - 110)
Bromofluorobenzene	108	(86 - 115)
1,2-Dichloroethane-d4	95	(76 - 114)

NOTE(S):

Calculations are performed before rounding to avoid round-off errors in calculated results.

LABORATORY CONTROL SAMPLE EVALUATION REPORT

GC/MS Volatiles

Client Lot #...: C1C250568 Work Order #...: MGHL11AC Matrix.....: WATER
 LCS Lot-Sample#: C1D020000-063
 Prep Date.....: 04/02/11 Analysis Date...: 04/02/11
 Prep Batch #...: 1092063 Analysis Time...: 14:00
 Dilution Factor: 1

<u>PARAMETER</u>	<u>PERCENT RECOVERY</u>	<u>RECOVERY LIMITS</u>	<u>METHOD</u>
Trichloroethene	79	(71 - 120)	OCLP OLM04.2
Toluene	85	(76 - 125)	OCLP OLM04.2
1,1-Dichloroethene	84	(61 - 145)	OCLP OLM04.2
Benzene	80	(76 - 127)	OCLP OLM04.2
Chlorobenzene	80	(75 - 130)	OCLP OLM04.2

<u>SURROGATE</u>	<u>PERCENT RECOVERY</u>	<u>RECOVERY LIMITS</u>
Toluene-d8	98	(88 - 110)
Bromofluorobenzene	103	(86 - 115)
1,2-Dichloroethane-d4	101	(76 - 114)

NOTE(S):

Calculations are performed before rounding to avoid round-off errors in calculated results.
 Bold print denotes control parameters

MATRIX SPIKE SAMPLE EVALUATION REPORT

GC/MS Volatiles

Client Lot #...: C1C250568 Work Order #...: MF7P41AJ-MS Matrix.....: WATER
 MS Lot-Sample #: C1C250568-001 MF7P41AK-MSD
 Date Sampled...: 03/24/11 Date Received...: 03/25/11 MS Run #.....: 1092039
 Prep Date.....: 04/02/11 Analysis Date...: 04/02/11
 Prep Batch #...: 1092063 Analysis Time...: 14:58
 Dilution Factor: 2

<u>PARAMETER</u>	PERCENT <u>RECOVERY</u>	RECOVERY <u>LIMITS</u>	RPD <u>RPD</u>	RPD <u>LIMITS</u>	<u>METHOD</u>
Trichloroethene	70 a	(71 - 120)			OCLP OLM04.2
	71	(71 - 120)	0.60	(0-14)	OCLP OLM04.2
Toluene	73 a	(76 - 125)			OCLP OLM04.2
	74 a	(76 - 125)	1.4	(0-13)	OCLP OLM04.2
1,1-Dichloroethene	76	(61 - 145)			OCLP OLM04.2
	78	(61 - 145)	1.9	(0-14)	OCLP OLM04.2
Benzene	78	(76 - 127)			OCLP OLM04.2
	81	(76 - 127)	3.8	(0-11)	OCLP OLM04.2
Chlorobenzene	73 a	(75 - 130)			OCLP OLM04.2
	75	(75 - 130)	2.2	(0-13)	OCLP OLM04.2

<u>SURROGATE</u>	PERCENT <u>RECOVERY</u>	RECOVERY <u>LIMITS</u>
Toluene-d8	91	(88 - 110)
	88	(88 - 110)
Bromofluorobenzene	96	(86 - 115)
	98	(86 - 115)
1,2-Dichloroethane-d4	93	(76 - 114)
	90	(76 - 114)

NOTE(S):

Calculations are performed before rounding to avoid round-off errors in calculated results.

Bold print denotes control parameters

a Spiked analyte recovery is outside stated control limits.

Leo Brausch Consulting

Client Sample ID: WG-18036-032411-MW-32

TOTAL Metals

Lot-Sample #...: C1C250568-001

Matrix.....: WATER

Date Sampled...: 03/24/11

Date Received...: 03/25/11

<u>PARAMETER</u>	<u>RESULT</u>	<u>REPORTING</u>		<u>METHOD</u>	<u>PREPARATION-</u>	<u>WORK</u>
		<u>LIMIT</u>	<u>UNITS</u>		<u>ANALYSIS DATE</u>	<u>ORDER #</u>
Prep Batch #...: 1092049						
Cadmium	ND	5	ug/L	ICLP ILM04.0/4.1	04/02-04/05/11	MF7P41AC
		Dilution Factor: 1		Analysis Time..: 14:11	MS Run #.....: 1092025	
		MDL.....: 0.11				
Lead	ND	3	ug/L	ICLP ILM04.0/4.1	04/02-04/05/11	MF7P41AD
		Dilution Factor: 1		Analysis Time..: 14:11	MS Run #.....: 1092025	
		MDL.....: 1.5				

METHOD BLANK REPORT

TOTAL Metals

Client Lot #...: C1C250568

Matrix.....: WATER

<u>PARAMETER</u>	<u>RESULT</u>	<u>REPORTING</u> <u>LIMIT</u>	<u>UNITS</u>	<u>METHOD</u>	<u>PREPARATION-</u> <u>ANALYSIS DATE</u>	<u>WORK</u> <u>ORDER #</u>
MB Lot-Sample #: C1D020000-049						
Prep Batch #... : 1092049						
Cadmium	ND	5.0	ug/L	ICLP ILM04.0/4.1	04/02-04/05/11	MGHH51AA
		Dilution Factor: 1				
		Analysis Time..: 14:01				
Lead	ND	3.0	ug/L	ICLP ILM04.0/4.1	04/02-04/05/11	MGHH51AC
		Dilution Factor: 1				
		Analysis Time..: 14:01				

NOTE(S):

Calculations are performed before rounding to avoid round-off errors in calculated results.

LABORATORY CONTROL SAMPLE EVALUATION REPORT

TOTAL Metals

Client Lot #...: C1C250568

Matrix.....: WATER

<u>PARAMETER</u>	<u>PERCENT</u> <u>RECOVERY</u>	<u>RECOVERY</u> <u>LIMITS</u>	<u>METHOD</u>	<u>PREPARATION-</u> <u>ANALYSIS DATE</u>	<u>WORK ORDER #</u>
------------------	-----------------------------------	----------------------------------	---------------	---	---------------------

LCS Lot-Sample#: C1D020000-049 Prep Batch #...: 1092049

Cadmium	98	(80 - 120)	ICLP ILM04.0/4.1	04/02-04/05/11	MGHH51AD
		Dilution Factor: 1		Analysis Time..: 14:06	

Lead	100	(80 - 120)	ICLP ILM04.0/4.1	04/02-04/05/11	MGHH51AE
		Dilution Factor: 1		Analysis Time..: 14:06	

NOTE(S):

Calculations are performed before rounding to avoid round-off errors in calculated results.

MATRIX SPIKE SAMPLE EVALUATION REPORT

TOTAL Metals

Client Lot #...: C1C250568

Matrix.....: WATER

Date Sampled...: 03/24/11

Date Received...: 03/25/11

<u>PARAMETER</u>	<u>PERCENT RECOVERY</u>	<u>RECOVERY LIMITS</u>	<u>METHOD</u>	<u>PREPARATION- ANALYSIS DATE</u>	<u>WORK ORDER #</u>
------------------	-------------------------	------------------------	---------------	-----------------------------------	---------------------

MS Lot-Sample #: C1C250568-001 Prep Batch #...: 1092049

Cadmium	97	(75 - 125)	ICLP ILM04.0/4.1	04/02-04/05/11	MF7P41AE
			Dilution Factor: 1	Analysis Time..: 14:11	
			MS Run #.....: 1092025		

Lead	98	(75 - 125)	ICLP ILM04.0/4.1	04/02-04/05/11	MF7P41AF
			Dilution Factor: 1	Analysis Time..: 14:11	
			MS Run #.....: 1092025		

NOTE(S):

Calculations are performed before rounding to avoid round-off errors in calculated results.

SAMPLE DUPLICATE EVALUATION REPORT

Metals

Client Lot #...: C1C250568

Work Order #...: MF7P4-SMP
MF7P4-DUP

Matrix.....: WATER

Date Sampled...: 03/24/11

Date Received..: 03/25/11

<u>PARAM</u>	<u>RESULT</u>	<u>DUPLICATE</u> <u>RESULT</u>	<u>UNITS</u>	<u>RPD</u> <u>RPD</u>	<u>LIMIT</u>	<u>METHOD</u>	<u>PREPARATION-</u> <u>ANALYSIS DATE</u>	<u>PREP</u> <u>BATCH #</u>
Cadmium	ND	ND	ug/L	0	(0-20)	ICLP ILM04.0/4.1	04/02-04/05/11	1092049
			Dilution Factor: 1			Analysis Time.: 14:11	MS Run Number.: 1092025	
						SD Lot-Sample #: C1C250568-001		
Lead	ND	ND	ug/L	0	(0-20)	ICLP ILM04.0/4.1	04/02-04/05/11	1092049
			Dilution Factor: 1			Analysis Time.: 14:11	MS Run Number.: 1092025	
						SD Lot-Sample #: C1C250568-001		