



CBS Corporation

Environmental Remediation
20 Stanwix Street, 10th Floor
Pittsburgh, PA 15222

January 16, 2009

William P. Murray, P.E.
Environmental Engineer I
New York State Department of Environmental Conservation
Division of Hazardous Waste Remediation
Region 9
270 Michigan Avenue
Buffalo, NY 14203-2999

**Re: Monthly Operation and Maintenance Report
NYSDEC Site 9-15-066, Cheektowaga, New York**

Dear Mr. Murray:

On behalf of the Respondents to the Order on Consent and Settlement Agreement (Index No. B9-0381-91-8) (the "Order"), CBS Corporation (CBS) submits this monthly report on the status of operation and maintenance (O&M) activities at New York State Department of Environmental Conservation (NYSDEC) Site No. 9-15-066 in Cheektowaga, New York (the "Site"). Under an Agreement among the Respondents, CBS is managing the Remedial Program pursuant to the Order. This report covers activities over the period of December 1 through December 31, 2008 and transmits the discharge monitoring report for this reporting period.

1. Site Activities and Status

- A. On December 7, 2008, CBS submitted to NYSDEC a monthly report on the status of O&M activities at the Site for the November 2008 operating period. That status report also transmitted the discharge monitoring data for November 2008.
- B. Conestoga-Rovers & Associates (CRA) conducted routine and non-routine O&M, and TestAmerica Laboratories, Inc. provided analytical laboratory services, as required.

- C. After repairing a leak in the pH adjustment tank as reported in the Monthly Operation and Maintenance Report for November 2008, the recovery and treatment system was restarted on December 3, 2008 operated throughout the remainder of December 2008.
- D. On December 11, 2008, CRA conducted well sampling for the semi-annual groundwater monitoring program.
- E. On December 18, 2008, CRA collected water samples and estimated flows at four locations associated with the Niagara Frontier Transportation Authority (NFTA) storm sewer system.

2. Sampling Results and Other Site Data

- A. In December 2008, the groundwater system recovered an estimated 133,000 gallons.
- B. Attachment A provides the discharge monitoring report for December 2008 based on the effluent sample collected on December 18, 2008, and Attachment B includes the analytical laboratory report for this effluent sample.
- C. In reviewing the treatment system effluent monitoring information, please note the following:
 - The flow data are provided via on-site readings and calls into the Autodialer. The maximum daily flow was calculated from these data.
 - The pH data are provided via on-site readings, calls into the Autodialer, and laboratory analysis of the monthly effluent sample. Effluent pH data are reported only for measurements taken while the treatment pump is operating and the system is actively discharging.
 - The reported daily maximum values (pounds per day) are calculated using the maximum observed daily flow and the results of the monthly effluent monitoring, irrespective of whether the actual maximum daily flow occurred on the day of sampling.
- D. For the December 2008 reporting period, the treatment system effluent complied with all discharge limitations.
- E. Table 1 presents the results of influent sampling and includes the data from the most recent influent sample collected on December 18, 2008. Attachment B includes the analytical laboratory report for this influent sample.

- F. Table 2 presents the results of quarterly monitoring of well MW-32 located in Area P at the northern portion of the Site, including the most recent sample collected on December 11, 2008. Attachment C includes the analytical laboratory report for this influent sample.
- G. Figure 1 shows the relationship between target volatile organic compound (VOC) concentrations over time at well MW-32. As shown in Figure 1, total target VOC concentrations continue to decrease at well MW-32; the concentrations observed in the December 2008 sampling are the lowest recorded in the 33 rounds of sampling conducted since May 2000 following the completion of source removal.
- H. Table 3 provides the data from the semi-annual groundwater monitoring of the eight wells located in the central and southern portion of the Site. As has been typical throughout the period of groundwater monitoring, the groundwater shows no detectable concentrations of the VOCs for which remedial action objectives (RAOs) were established in the December 1995 Record of Decision. Also, in this latest round of sampling all cadmium and lead concentrations were below RAOs. Because of prior concerns regarding suspended solids in the wells, the samples from wells MW-5, MW-28, and MW-31 were collected using low-flow sampling techniques.¹ Comparisons between the December 2007 samples collected by bailer and the December 2008 low-flow samples suggests that previously reported elevated metals concentration are the results of solids.
- I. Attachment C provides the analytical laboratory data report for the groundwater monitoring. This attachment also includes a key to correlate laboratory sample numbers to well numbers.

3. Upcoming Activities

- A. Required O&M activities will continue.
- B. A letter report on the results of the NFTA storm sewer sampling is being prepared and will be forwarded to NYSDEC under separate cover.
- C. Upon NYSDEC authorization to proceed, the Revised Work Plan (Rev. 1, November 7, 2008) will be implemented for shutdown of those portions of the groundwater collection system that drain to Sumps 001 and 002.

¹ R.W. Puls and M.J. Barcelona, April 1996. "Low-Flow (Minimal Drawdown) Ground-Water Sampling Procedures," EPA Groundwater Issue, EPA/540/S-95/504. Office of Office of Solid Waste and Emergency Response, Washington, D.C.

4. Operational Problems

- A. Previously reported operational problems associated with elevated pH, hardness, and inflow continue. These operational problems are expected to be largely resolved with the phased shutdown of the collection and treatment system and limitation of inflows to those associated with Sump 003.
- B. As previously observed by and described to NYSDEC, the water levels in Sumps 001 and 002 have risen to the point where the water overtops these manholes during period of high precipitation. This situation will be remedied through closure of these portions of the groundwater collection system.

* * * *

We trust this submittal satisfies your requirements at this time. If you have questions regarding this status report, please contact me.

Respectfully submitted,



Leo M. Brausch
Consultant/Project Engineer

LMB:
Attachments

cc: K. P. Lynch, CRA
K. Minkel, NFTA

TABLES

**Table 1
Summary of Treatment System
Influent Monitoring Data**

Date of Sampling	Outfall	Constituent Concentration (ug/L)						
		cis-1,2-dichloroethylene	Toluene	1,1,1-trichloroethane	Trichloroethylene	Vinyl Chloride	Cadmium	Lead
08/21/00	Composite	200 U	200 U	200 U	3,100	200 U	1.5	NA
08/29/00	Composite	200 U	200 U	200 U	8,500	200 U	0.7	NA
09/06/00	Composite	200 U	200 U	200 U	4,100	200 U	0.7 U	NA
09/13/00	Composite	400 U	400 U	400 U	9,600	400 U	1.6	NA
09/20/00	Composite	54 J	100 U	100 U	2,500	100 U	0.6 U	NA
09/27/00	Composite	100 U	100 U	100 U	2,200	100 U	0.68 B	NA
10/04/00	Composite	60 J	100 U	100 U	2,500	100 U	0.69 B	NA
10/10/00	Composite	23 J	25 U	25 U	430	25 U	0.5 U	NA
03/29/01	Composite	9.1 J	10 U	1.4 J	16	10 U	1.5	2.47 U
06/26/01	001	25	5 U	0.9 J	37	5 U	448	NA
06/26/01	002	16	5 U	2.3 J	280	5 U	3.0 U	NA
06/26/01	003	510	5 U	4.5 J	1,700	5 U	3.0 U	NA
09/29/01	Comp - Perm	18	25 U	4 J	8.3 J	10 U	0.25 U	7.4
09/29/01	Comp - Temp	14 J	25 U	25 U	350	25 U	0.25 U	8.7
12/21/01	Composite	14	10 U	10 U	130	10 U	1.7	4.1 U
03/14/02	Composite	18	10 U	10 U	130	10 U	0.29	4.5
10/15/02	Composite	11.3	530	9.0	990	16	5 U	NA
12/15/02	Composite	7.3	19	0.16	46	1.3	8.4	50 U
03/15/03	Composite	7.8	14	1.0	29	NA	21	3 U
06/11/03	Composite	11.0	130	64	570	25 U	4.2	5.5
09/09/03	Composite	8.6	290	25 U	620	15	3.0	3.5
12/10/03	Composite	8.6	54	25 U	430	25 U	2.5	3.0
03/12/04	Composite	7.7	51	2 U	3.9	2 U	1.4	1.6
06/09/04	Composite	8.3	54	40 U	650	40 U	1.8	6.8
09/13/04	Composite	10.3	98	10 U	250	10 U	1.8	2.2
12/13/04	Composite	140	4.4 J	20 U	470	20 U	0.81 B	1.6 B

Table 1
Summary of Treatment System
Influent Monitoring Data

Date of Sampling	Outfall	Constituent Concentration (ug/L)						
		cis-1,2-dichloroethylene	Toluene	1,1,1-trichloroethane	Trichloroethylene	Vinyl Chloride	Cadmium	Lead
03/23/05	Composite	46	15 U	15 U	250	15 U	2.1 B	1.5 U
06/09/05	Composite	100	15 U	15 U	1,200	5.4 J	1.2 B	3.0 U
10/03/05	Composite	26	1 U	2.0	8.6	11	5.0 U	3.0 U
12/16/05	Composite	34	5 U	5 U	140	3.5 J	0.68 B	3.0 U
03/13/06	Composite	36	10 U	10 U	190	2.6 J	0.95 B	2.0 B
05/09/06	Composite	87	10 U	10 U	710	5.6 J	1.0 B	3.0 U
06/12/06	Composite	72	3.3 U	3.3 U	190	4.0 J	0.72 B	3.0 U
09/11/06	Composite	16	5 U	5 U	85	5 U	0.47 B	2.0 B
12/11/06	Composite	14	5 U	5 U	71	1.8 J	5.0 U	3.0 U
03/22/07	Composite	32	5 U	2.7 J	130	4.6 J	1.2 B	3.0 U
06/20/07	Composite	31	0.45 J	0.76 J	210	1.7 J	0.44 B	3.0 U
09/17/07	Composite	89	20 U	20 U	730	7.0 J	5.0 U	3.0 U
12/18/07	Composite	18	2 U	2 U	90	1.5 J	5.0 U	3.0 U
03/19/08	Composite	12	0.38 J	1.0 J	120	1.2 J	5.0 U	3.0 U
06/17/08	Composite	20	4 U	4 U	190	2.3 J	5.0 U	3.0 U
09/18/08	Composite	20	2 U	2 U	180	4.4	5.0 U	3.0 U
12/18/08	Composite	19	0.17 J	0.43 J	98	2.8	5.0 U	3.0 U

Data Legend:

"NA" - indicates not analyzed

Detections and estimated values are in **bold-face** type.

Organic data qualifiers:

U - not detected at indicated detection limit

J - estimated concentration below reporting limit but above minimum detection limit.

Inorganic data qualifiers:

U - not detected at indicated detection limit

B - detected concentration below contract required detection limit but above instrument detection limit.

Table 2
Summary of Groundwater Monitoring Data, Well MW-32
NYSDEC Site No. 9-15-066, Cheektowaga, New York

Date of Sampling	Constituent Concentration (ug/L)						
	cis-1,2-dichloroethylene	Toluene	1,1,1-trichloroethane	Trichloroethylene	Vinyl Chloride	Cadmium	Lead
05/11/00	1,500	5 U	5 U	3,700	540	1.0 U	3.0 U
12/01/00	2,200	5 U	5 U	1,200	110	1.0 U	10 U
12/01/00 (Dup)	2,300	10 U	10 U	1,900	230 J	NA	NA
03/30/01	1,600	100 U	100 U	650	340	0.41 U	2.47 U
03/30/01 (Dup)	1,500	100 U	100 U	610	310	0.41 U	2.47 U
06/21/01	2,800	250 U	250 U	4,100	890	0.85 U	1.21 U
06/21/01 (Dup)	2,700	250 U	250 U	4,000	830	0.85 U	1.21 U
09/13/01	4,000	250 U	250 U	2,900	1,000	0.70 B	2.1 U
09/13/01 (Dup)	4,100	250 U	250 U	2,800	1,100	0.83 B	2.8 U
12/13/01	2,300	200 U	200 U	2,500	590	0.44 U	3.7 U
12/31/01 (Dup)	2,200	200 U	200 U	2,400	560	0.44 U	2.0 U
03/14/02	560	250 U	250 U	730	98	0.17 U	2.03 U
03/14/02 (Dup)	570	250 U	250 U	710	100	0.17 U	2.03 U
07/10/02	1,200	NA	NA	2,000	190	NA	NA
12/31/02	480	NA	50 U	530	66	0.34 B	4.9
12/31/02 (Dup)	510	NA	50 U	580	77	0.29 U	4.7
03/29/03	1,000	80 U	80 U	740	150	5.0 U	3.0 U
06/17/03	1,100	200 U	200 U	2,400	130 J	0.34 B	4.9
06/17/03 (Dup)	1,100	100 U	100 U	1,700	110	5.0 U	3.0 U
09/26/03	2,800	100 U	100 U	8,100	310 J	5.0 U	3.0 U
12/22/03	1,000	100 U	100 U	1,300	97 J	0.38 U	1.1 B
03/29/04	460	10 U	10 U	570	20 J	0.37 U	1.4 U
06/30/04	620	200 U	200 U	1,900	200 U	0.29 U	1.5 U
09/13/04	2,100	200 U	200 U	2,900	130 J	5.0 U	1.8 B
12/17/04	640	10 U	10 U	420	45	5.0 U	3.0 U
12/17/04 (Dup)	760	50 U	50 U	790	50 J	5.0 U	2.3 B
03/31/05	570	50 U	50 U	680	49 J	5.0 U	3.0 U

Table 2
Summary of Groundwater Monitoring Data, Well MW-32
NYSDEC Site No. 9-15-066, Cheektowaga, New York

Date of Sampling	Constituent Concentration (ug/L)						
	cis-1,2-dichloroethylene	Toluene	1,1,1-trichloroethane	Trichloroethylene	Vinyl Chloride	Cadmium	Lead
06/22/05	540	10 U	10 U	810	100	5.0 U	3.0 U
06/22/05 (Dup)	1,100	100 U	100 U	880	140	5.0 U	3.0 U
09/09/05	1,400	330 U	330 U	1,700	96 J	5.0 U	3.0 U
12/14/05	900	10 U	10 U	700	56	5.0 U	3.0 U
12/14/05 (Dup)	1,200	100 U	100 U	750	68 J	5.0 U	3.0 U
03/23/06	350	30 U	30 U	290	36	5.0 U	3.0 U
06/13/06	410	50 U	50 U	440	13 J	5.0 U	3.0 U
06/13/06 (Dup)	540	50 U	50 U	880	51	5.0 U	3.0 U
09/11/06	1,400	150 U	150 U	2,000	85 J	0.34 B	4.9
12/12/06	290	40 U	40 U	67	42 J	5.0 U	1.2 B
12/12/06 (Dup)	590	50 U	50 U	240	75 J	5.0 U	3.1
03/27/07	380	10 U	10 U	22	36 J	5.0 U	2.4 B
06/26/07	1,700	150 U	150 U	23 J	710	5.0 U	1.5 B
09/17/07	2,500	150 U	150 U	410	140	5.0 U	1.5 B
12/19/07	1,500	150 U	150 U	160	200	0.29 B	3.0
12/19/07 (Dup)	1,500	100 U	100 U	170	200	5.0 U	3.0 U
03/19/08	530	40 U	40 U	110	53	0.38 B	2.2 B
06/26/08	520	50 U	50 U	310	27 J	0.3 U	1.4 U
09/30/08	420	50 U	50 U	120	48	0.3 U	1.4 U
12/11/08	200	20 U	20 U	200	9.9 J	0.1 U	5.4
12/11/08 (Dup)	170	10 U	10 U	180	9.0 J	0.1 U	3.5

Data Legend:

"NA" - indicates not analyzed

Detections and estimated values are in **bold-face** type.

Organic data qualifiers:

U - not detected at indicated reporting limit

J - estimated concentration

Inorganic data qualifiers:

U - not detected at indicated detection limit

B - detected concentration below contract required detection limit but above instrument detection limit.

Table 3
Summary of Groundwater Monitoring Data
Wells in Central and Southern Portion of Site
NYSDEC Site No. 9-15-066

Well Number	Date of Sampling	Constituent Concentration (ug/L)						
		cis-1,2-dichloroethylene	Toluene	1,1,1-trichloroethane	Trichloroethylene	Vinyl Chloride	Cadmium	Lead
Remedial Action Objective		5	5	5	5	5	5	25
MW-2	05/04/00	5 U	5 U	5 U	5 U	1.6 J	1.3	3.0 B
	11/30/00	5 U	5 U	5 U	5 U	5 U	1.0 U	10 U
	03/29/01	10 U	10 U	10 U	10 U	10 U	0.41 U	2.47 U
	06/21/01	10 U	10 U	10 U	10 U	10 U	0.85 U	1.21 U
	09/13/01	10 U	10 U	10 U	10 U	10 U	0.25 U	0.79 U
	12/13/01	10 U	10 U	10 U	10 U	10 U	0.44 U	0.82 U
	03/14/02	10 U	10 U	10 U	10 U	10 U	0.17 U	2.03 U
	12/31/02	NA	10 U	10 U	10 U	10 U	0.29 U	2.0 B
	06/17/03	1 U	1 U	1 U	1 U	1 U	5.0 U	3.0 U
	12/22/03	1 U	1 U	1 U	1 U	1 U	5.0 U	3.0 U
	06/15/04	1 U	1 U	1 U	1 U	1 U	5.0 U	3.0 U
	12/17/04	1 U	1 U	1 U	1 U	1 U	5.0 U	3.0 U
	06/22/05	1 U	1 U	1 U	1 U	1 U	5.0 U	4.1
	12/15/05	1 U	1 U	1 U	1 U	1 U	5.0 U	3.0 U
	06/13/06	1 U	1 U	1 U	1 U	1 U	5.0 U	2.4 B
	12/12/06	1 U	1 U	1 U	1 U	1 U	5.0 U	4.3
	06/26/07	1 U	1 U	1 U	1 U	1 U	5.0 U	3.0 U
12/19/07	1 U	1 U	1 U	1 U	1 U	5.0 U	3.0 U	
06/26/08	1 U	1 U	1 U	1 U	1 U	5.0 U	5.6	
12/11/08	1 U	1 U	1 U	1 U	1 U	5.0 U	3.2	
MW-5	05/11/00	5 U	5 U	5 U	5.0	5 U	0.70 U	18.0
	11/30/00	NA	5 U	5 U	5 U	5 U	1.0 U	10 U
	03/29/01	10 U	10 U	10 U	7.1 J	10 U	1.1	14.3
	06/21/01	10 U	10 U	10 U	4.1 J	10 U	0.85 U	1.21 U
	09/13/01	10 U	10 U	10 U	1.5 J	10 U	1.2	14.7
	12/13/01	10 U	10 U	10 U	10 U	10 U	0.44 U	1.6 U
	03/14/02	10 U	10 U	10 U	10 U	10 U	0.29 B	3.20 U
	12/31/02	10 U	NA	10 U	10 U	10 U	0.57 B	5.0
	06/17/03	1 U	1 U	1 U	1 U	1 U	5.0 U	3.0 U
	12/22/03	1 U	1 U	1 U	1 U	1 U	5.0 U	6.1

Table 3
Summary of Groundwater Monitoring Data
Wells in Central and Southern Portion of Site
NYSDEC Site No. 9-15-066

Well Number	Date of Sampling	Constituent Concentration (ug/L)						
		cis-1,2-dichloroethylene	Toluene	1,1,1-trichloroethane	Trichloroethylene	Vinyl Chloride	Cadmium	Lead
Remedial Action Objective		5	5	5	5	5	5	25
MW-5 (cont'd)	06/30/04	1 U	1 U	1 U	1 U	1 U	1.0 B	44.5
	12/17/04	1 U	1 U	1 U	1 U	1 U	0.43 B	17.2
	06/22/05	1 U	1 U	1 U	1.1 J	1 U	0.23 B	35.1
	12/14/05	1 U	1 U	1 U	1 U	1 U	5.0 U	9.4
	06/13/06	1 U	1 U	1 U	1 U	1 U	5.0 U	3.0 U
	12/12/06	1 U	1 U	1 U	1 U	1 U	5.0 U	3.0 U
	06/26/07	1 U	1 U	1 U	1 U	1 U	5.0 U	1.8 B
	12/19/07	1 U	1 U	1 U	1 U	1 U	5.0 U	3.0 U
	06/26/08	1 U	1 U	1 U	1 U	1 U	5.0 U	3.0 U
	12/11/08	1 U	1 U	1 U	1 U	1 U	5.0 U	3.0 U
MW-28	05/04/00	5 U	5 U	5 U	5 U	5 U	1.5	3.1 B
	03/29/01	10 U	10 U	10 U	10 U	10 U	0.41 U	2.47 U
	06/21/01	10 U	10 U	10 U	10 U	10 U	0.85 U	1.21 U
	09/13/01	10 U	10 U	10 U	10 U	10 U	0.25 U	7.0
	12/12/01	10 U	10 U	10 U	10 U	10 U	0.44 U	3 U
	03/14/02	10 U	10 U	10 U	10 U	10 U	0.17 U	8.8
	12/31/02	10 U	NA	10 U	10 U	10 U	0.29 U	4.7 B
	06/17/03	1 U	1 U	1 U	1 U	1 U	5.0 U	1.4 B
	12/22/03	1 U	1 U	1 U	1 U	1 U	5.0 U	3.0 U
	06/15/04	1 U	1 U	1 U	1 U	1 U	5.0 U	35.0
	12/17/04	1 U	1 U	1 U	1 U	1 U	5.0 U	3.0 U
	06/22/05	1 U	1 U	1 U	1 U	1 U	5.0 U	36.8
	12/15/05	1 U	1 U	1 U	1 U	1 U	5.0 U	12.3
	06/13/06	1 U	1 U	1 U	1 U	1 U	5.0 U	36.5
	12/12/06	1 U	1 U	1 U	1 U	1 U	5.0 U	43.1
	06/26/07	1 U	1 U	1 U	1 U	1 U	5.0 U	58.6
	12/19/07	1 U	1 U	1 U	1 U	1 U	0.72 B	64.7
	06/26/08	1 U	1 U	1 U	1 U	1 U	5.0 U	8.2
12/11/08	1 U	1 U	1 U	1 U	1 U	5.0 U	4.6	

Table 3
Summary of Groundwater Monitoring Data
Wells in Central and Southern Portion of Site
NYSDEC Site No. 9-15-066

Well Number	Date of Sampling	Constituent Concentration (ug/L)						
		cis-1,2-dichloroethylene	Toluene	1,1,1-trichloroethane	Trichloroethylene	Vinyl Chloride	Cadmium	Lead
Remedial Action Objective		5	5	5	5	5	5	25
MW-30 (cont'd)	05/04/00	5 U	5 U	5 U	5 U	5 U	3.0	11.8
	11/30/00	NA	5 U	5 U	5 U	5 U	1.0 U	10 U
	03/29/01	10 U	10 U	10 U	10 U	10 U	0.41 U	2.47 U
	06/21/01	10 U	10 U	10 U	10 U	10 U	0.85 U	1.21 U
	09/13/01	10 U	10 U	10 U	10 U	10 U	0.60 B	2.7 B
	12/13/01	10 U	NA	10 U	10 U	10 U	0.44 U	1.5 U
	03/14/02	10 U	10 U	10 U	10 U	10 U	0.59 B	3.7
	12/31/02	10 U	10 U	10 U	10 U	10 U	1.60 B	9.4
	06/18/03	1 U	1 U	1 U	1 U	1 U	0.47 B	4.3
	12/22/03	1 U	1 U	1 U	1 U	1 U	5.0 U	3.0 U
	06/15/04	1 U	1 U	1 U	1 U	1 U	5.0 U	3.0 U
	01/05/05	1 U	1 U	1 U	1 U	1 U	5.0 U	2.8 B
	06/22/05	1 U	1 U	1 U	1 U	1 U	2.4 B	27.5
	12/14/05	1 U	1 U	1 U	1 U	1 U	0.90 B	5.9
	06/13/06	1 U	1 U	1 U	1 U	1 U	1.9 B	14.7
	12/12/06	1 U	1 U	1 U	1 U	1 U	0.91 B	12.1
	06/26/07	1 U	1 U	1 U	1 U	1 U	1.7 B	17.8
12/19/07	1 U	1 U	1 U	1 U	1 U	0.65 B	15.4	
06/26/08	1 U	1 U	1 U	1 U	1 U	1.4 B	15.4	
12/11/08	1 U	1 U	1.1 J	1 U	1 U	0.55 B	11.5	
MW-31	05/09/00	5 U	5 U	5 U	5 U	5 U	0.70 U	3.0 U
	11/30/00	NA	5 U	5 U	5 U	5 U	1.0 U	10 U
	03/29/01	10 U	10 U	10 U	10 U	10 U	0.41 U	2.47 U
	06/21/01	10 U	10 U	10 U	10 U	10 U	0.85 U	1.21 U
	09/13/01	10 U	10 U	10 U	10 U	10 U	0.27 B	0.79 U
	12/13/01	10 U	10 U	10 U	10 U	10 U	0.44 U	2.2 U
	03/14/02	10 U	10 U	10 U	10 U	10 U	0.55 B	3.4
	12/31/02	10 U	NA	10 U	10 U	10 U	0.29 U	2.9 B
	06/17/03	1 U	1 U	1 U	1 U	1 U	5.0 U	8.1
	12/22/03	1 U	1 U	1 U	1 U	1 U	5.0 U	13.2

Table 3
Summary of Groundwater Monitoring Data
Wells in Central and Southern Portion of Site
NYSDEC Site No. 9-15-066

Well Number	Date of Sampling	Constituent Concentration (ug/L)						
		cis-1,2-dichloroethylene	Toluene	1,1,1-trichloroethane	Trichloroethylene	Vinyl Chloride	Cadmium	Lead
Remedial Action Objective		5	5	5	5	5	5	25
MW-31 (cont'd)	06/30/04	1 U	1 U	1 U	1 U	1 U	0.38 B	11.0
	12/17/04	1 U	1 U	1 U	1 U	1 U	5.0 U	2.0 B
	06/22/05	1 U	1 U	1 U	1 U	1 U	1.1 B	38.2
	12/15/05	1 U	1 U	1 U	1 U	1 U	0.58 B	3.9
	06/13/06	1 U	1 U	1 U	1 U	1 U	5.0 U	3.0 U
	12/12/06	1 U	1 U	1 U	1 U	1 U	5.0 U	2.4 B
	06/26/07	1 U	1 U	1 U	1 U	1 U	1.1 B	23.1
	12/19/07	1 U	1 U	1 U	1 U	1 U	6.2	116
	06/27/08	1 U	1 U	1 U	1 U	1 U	5.0 U	3.0 U
	12/11/08	1 U	1 U	1 U	1 U	1 U	5.0 U	3.0 U
MW-33	05/11/00	NA	5 U	1.3 J	5 U	5 U	1.3	3.0 U
	12/01/00	NA	5 U	35	5 U	5 U	1.0 U	10.0 U
	03/28/01	10 U	10 U	10 U	10 U	10 U	0.41 U	2.47 U
	06/21/01	10 U	10 U	10 U	10 U	10 U	0.85 U	1.21 U
	09/13/01	10 U	10 U	10 U	10 U	10 U	0.25 U	0.79 U
	12/13/01	10 U	10 U	10 U	10 U	10 U	0.44 U	0.82 U
	03/14/02	10 U	10 U	10 U	10 U	10 U	0.17 U	2.03 U
	12/31/02	10 U	NA	10 U	10 U	10 U	0.29 U	1.46 U
	06/18/03	1 U	1 U	1 U	1 U	1 U	5.0 U	3.0 U
	12/22/03	1 U	1 U	1 U	1 U	1 U	1.2 B	15.0
	06/15/04	1 U	1 U	1 U	1 U	1 U	5.0 U	7.4
	12/17/04	1 U	1 U	1 U	1 U	1 U	5.0 U	2.5 B
	06/22/05	1 U	1 U	1 U	1 U	1 U	5.0 U	1.9 B
	12/14/05	23	1 U	1 U	16	1.5 J	5.0 U	3.0 U
	06/13/06	1 U	1 U	1 U	1 U	1 U	5.0 U	3.0 U
	12/12/06	1 U	1 U	1 U	1 U	1 U	5.0 U	2.7 B
	06/26/07	1 U	1 U	1 U	1 U	1 U	5.0 U	3.0 U
	12/19/07	1 U	1 U	1 U	1 U	1 U	5.0 U	2.6 B
	06/26/08	1 U	1 U	1 U	1 U	1 U	5.0 U	2.3 B
12/11/08	1 U	1 U	1 U	1 U	1 U	5.0 U	3.2	

Table 3
Summary of Groundwater Monitoring Data
Wells in Central and Southern Portion of Site
NYSDEC Site No. 9-15-066

Well Number	Date of Sampling	Constituent Concentration (ug/L)						
		cis-1,2-dichloroethylene	Toluene	1,1,1-trichloroethane	Trichloroethylene	Vinyl Chloride	Cadmium	Lead
Remedial Action Objective		5	5	5	5	5	5	25
MW-34	05/06/00	5 U	5 U	10 U	5 U	5 U	1.2	3.8 B
	11/30/00	5 U	5 U	35 U	5 U	5 U	2.1	10.0 U
	03/28/01	10 U	10 U	10 U	10 U	10 U	0.41 U	2.47 U
	06/21/01	10 U	10 U	10 U	10 U	10 U	0.85 U	1.21 U
	09/13/01	10 U	10 U	10 U	10 U	10 U	0.25 U	0.79 U
	12/13/01	10 U	10 U	10 U	10 U	10 U	0.44 U	0.82 U
	03/14/02	10 U	10 U	10 U	10 U	10 U	0.17 U	2.03 U
	12/31/02	10 U	NA	10 U	10 U	10 U	0.29 U	2.8 B
	06/18/03	1 U	1 U	1 U	1 U	1 U	5.0 U	3.0 U
	12/22/03	1 U	1 U	1 U	1 U	1 U	5.0 U	2.3 B
	06/15/04	1 U	1 U	1 U	1 U	1 U	0.29 B	4.1
	01/05/05	1 U	1 U	1 U	1 U	1 U	5.0 U	3.0 U
	06/22/05	1 U	1 U	1 U	1 U	1 U	5.0 U	5.4
	12/14/05	1 U	1 U	1 U	1 U	1 U	0.41 B	6.5
	06/13/06	1 U	1 U	1 U	1 U	1 U	5.0 U	2.7 B
	12/12/06	1 U	1 U	1 U	1 U	1 U	5.0 U	3.0 U
	06/26/07	1 U	1 U	1 U	1 U	1 U	5.0 U	3.0 U
12/19/07	1 U	1 U	1 U	1 U	1 U	5.0 U	4.3	
06/26/08	1 U	1 U	1 U	1 U	1 U	5.0 U	3.0 U	
12/11/08	1 U	1 U	1 U	1 U	1 U	5.0 U	3.2	
MW-34D	05/06/00	5 U	5 U	5 U	5 U	5 U	1.2	3.1 B
	11/30/00	5 U	5 U	5 U	5 U	5 U	1.0 U	10.0 U
	03/28/01	10 U	10 U	10 U	10 U	10 U	0.41 U	2.47 U
	06/21/01	10 U	2.2 J	10 U	1.1 J	10 U	0.85 U	1.21 U
	09/13/01	10 U	10 U	10 U	10 U	10 U	0.25 U	0.79 U
	12/13/01	10 U	10 U	10 U	10 U	10 U	0.44 U	4.0 U
	03/14/02	10 U	10 U	10 U	10 U	10 U	0.17 U	2.03 U
	12/31/02	10 U	NA	10 U	10 U	10 U	0.29 U	2.3 B
	06/18/03	1 U	1 U	1 U	1 U	1 U	5.0 U	3.0 U
	12/22/03	1 U	1 U	1 U	1 U	1 U	5.0 U	12.8

Table 3
Summary of Groundwater Monitoring Data
Wells in Central and Southern Portion of Site
NYSDEC Site No. 9-15-066

Well Number	Date of Sampling	Constituent Concentration (ug/L)						
		cis-1,2-dichloroethylene	Toluene	1,1,1-trichloroethane	Trichloroethylene	Vinyl Chloride	Cadmium	Lead
Remedial Action Objective		5	5	5	5	5	5	25
MW-34D (cont'd)	06/15/04	1 U	1 U	1 U	1 U	1 U	5.0 U	3.9
	01/05/05	1 U	1 U	1 U	1 U	1 U	5.0 U	1.7 B
	06/22/05	1 U	1 U	1 U	1 U	1 U	5.0 U	9.8
	12/14/05	1 U	1 U	1 U	1 U	1 U	5.0 U	2.6 B
	06/13/06	1 U	1 U	1 U	1 U	1 U	1.7 B	3.0 U
	12/12/06	1 U	1 U	1 U	1 U	1 U	5.0 U	7.0
	06/26/07	1 U	1 U	1 U	1 U	1 U	0.47 B	3.0 U
	06/26/07	1 U	1 U	1 U	1 U	1 U	5.0 U	3.0 U
	12/19/07	1 U	1 U	1 U	1 U	1 U	0.31 B	2.4 B
	06/26/08	1 U	1 U	1 U	1 U	1 U	5.0 U	3.0 U
12/11/08	1 U	1 U	1 U	1 U	1 U	0.23 B	2.4 B	

Data Legend:

"NA" - indicates not analyzed

Detections and estimated values are in **bold-face** type.

Concentrations above Remedial Action Objectives are highlighted in yellow.

Organic data qualifiers:

U - not detected at indicated minimum detection limit (MDL)

J - estimated concentration above MDL, but below reporting limit (RL)

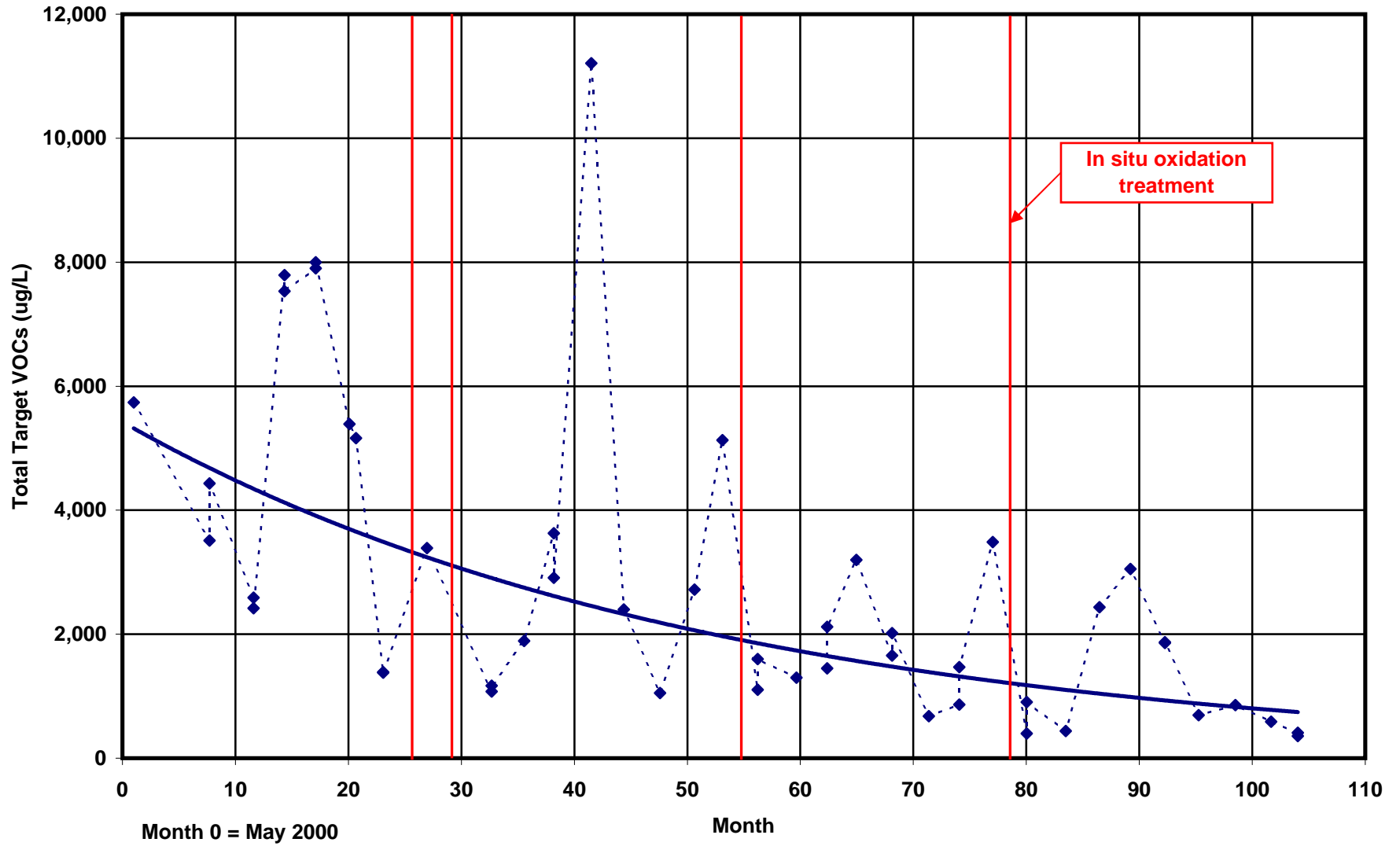
Inorganic data qualifiers:

U - not detected at indicated RL

B - detected concentration above MDL, but below RL.

FIGURE

Figure 1: Total Target VOCs at MW-32



ATTACHMENT A
DISCHARGE MONITORING REPORT
DECEMBER 2008

Discharge Monitoring Data
Outfall 001 - Treated Groundwater Remediation Discharge
NYSDEC Site No. 9-15-006
Cheektowaga, New York

Reporting Month & Year **Dec-08**

Parameter		Daily Minimum	Daily Maximum	Units	Daily Maximum (lbs/day)	Measurement Frequency	Sample Type
Flow	Monitoring Result		7,463	gpd		Continuous	Meter
	Discharge Limitation		28,800	gpd		Continuous	Meter
pH	Monitoring Result	6.57	7.70	s.u.		9	Grab
	Discharge Limitation	6.5	8.5	s.u.		Weekly	Grab
Total suspended solids	Monitoring Result		< 4.0	mg/L	0.29	1	Grab
	Discharge Limitation		20	mg/L		Monthly	Grab
Toluene	Monitoring Result		< 1.0	ug/L	< 0.00007	1	Grab
	Discharge Limitation		5	ug/L		Monthly	Grab
Methylene chloride	Monitoring Result		< 1.0	ug/L	< 0.00007	1	Grab
	Discharge Limitation		10	ug/L		Monthly	Grab
1,2-dichlorobenzene	Monitoring Result		< 1.0	ug/L	< 0.00007	1	Grab
	Discharge Limitation		5	ug/L		Monthly	Grab
cis-1,2-dichloroethylene	Monitoring Result		1.1	ug/L	0.00007	1	Grab
	Discharge Limitation		10	ug/L		Monthly	Grab
Trichloroethylene	Monitoring Result		< 1.0	ug/L	< 0.00007	1	Grab
	Discharge Limitation		10	ug/L		Monthly	Grab
Tetrachloroethylene	Monitoring Result		< 1.0	ug/L	< 0.00007	1	Grab
	Discharge Limitation		50	ug/L		Monthly	Grab
Cadmium	Monitoring Result		< 0.43	ug/L	< 0.000027	1	Grab
	Discharge Limitation		3	ug/L		Monthly	Grab
Chromium	Monitoring Result		< 5.0	ug/L	< 0.00031	1	Grab
	Discharge Limitation		99	ug/L		Monthly	Grab

ATTACHMENT B
ANALYTICAL LABORATORY REPORT
INFLUENT AND EFFLUENT SAMPLING
DECEMBER 2008

ANALYTICAL REPORT

PROJECT NO. LEO BRAUSCH BUF

Leo Brausch Buffalo Airport

Lot #: C8L190247

Leo Brausch

Leo Brausch Consulting
131 Wedgewood Drive
Gibsonia, PA 15044

TESTAMERICA LABORATORIES, INC.



Carrie L. Gamber
Project Manager

January 6, 2009



NELAC REPORTING:

At the time of analysis the laboratory was in compliance with the current NELAC standards and held accreditation for all analyses performed unless noted by a qualifier. The labs accreditation numbers are listed below. The format and contents of the report meets all applicable NELAC standards except as noted in the narrative and shall not be reproduced except in full, without the written approval of the laboratory. The table below presents a summary of the certifications held by TestAmerica Pittsburgh. Our primary accreditation authority for the Non-potable water and Solid & Hazardous waste programs is Pennsylvania DEP. A more detailed parameter list is available upon request. Please ask your project manager for this information when required.

Certifying State/Program	Certificate #	Program Types	TestAmerica
US Dept of Agriculture	NA	NAVY	X
Arkansas	(#P330-07-00101)	Foreign Soil Import Permit	X
California – NELAC	(#03-022-1)	WW	X
		HW	X
Connecticut	04224CA	WW	X
		HW	X
Florida – NELAC	(#PH-0688)	WW	X
		HW	X
Illinois – NELAC	(#E87660)	WW	X
		HW	X
Kansas – NELAC	(#200005)	WW	X
		HW	X
Louisiana – NELAC	(#E-10350)	WW	X
		HW	X
New Hampshire – NELAC	(#93200)	WW	X
		--	--
New Jersey – NELAC	(#203002)	WW	X
		HW	X
New York – NELAC	(PA-005)	WW	X
		HW	X
North Carolina	(#11182)	WW	X
		HW	X
Pennsylvania - NELAC	(#434)	WW	X
		HW	X
South Carolina	(#02-00416)	WW	X
		HW	X
Utah – NELAC	(#89014001)	WW	X
		HW	X
West Virginia	(STLP)	WW	X
		HW	X
Wisconsin	(#142)	WW	X
		HW	X
	998027800	WW	X
		HW	X

The codes utilized for program types are described below:

- HW Hazardous Waste certification
- WW Non-potable Water and/or Wastewater certification
- X Laboratory has some form of certification under the specific program. Many states certify laboratories for specific parameters or tests within a category. The information in the table indicates the lab is certified in a general category of testing. Please contact the laboratory if parameter specific certification information is required.

Updated: 12/28/07 C:\Documents and Settings\derubeisn\My Documents\NELAC NARRATIVE Pittsburg.doc

CASE NARRATIVE

Leo Brausch Consulting

Lot # C8L190247

Sample Receiving:

TestAmerica's Pittsburgh laboratory received samples on December 19, 2008. The cooler was received within the proper temperature range.

If project specific QC was not required for samples contained in this report, when batch QC was completed on these samples, anomalous results will be discussed below.

GC/MS Volatiles:

The TestAmerica's North Canton laboratory performed the 624 analysis.

Due to the concentration of target compounds detected, sample ST-18036-1208-3 was analyzed at a dilution.

Metals:




There were no problems associated with the analysis.

General Chemistry:

The test for pH is a field parameter. The laboratory pH analysis was completed at the request of the client.

The RPD between sample EFF1208 and it's duplicate was outside QC limits for TSS.

CHAIN OF CUSTODY RECORD

 CONFESTOGA-ROVERS & ASSOCIATES Niagara Falls, NY		SHIPPED TO (Laboratory Name): TEST America Pittsburgh		REFERENCE NUMBER: 18036- Buffalo Airport Storm sewer Samples	
SAMPLER'S SIGNATURE: 		PRINTED NAME: Kevin Lynch		REMARKS * Additional Samples - Analyze for SSPL VOCs * Contact Leg Bravsch for instructions. Kevin Lynch 716 471-3892	
SEQ. No.	DATE TIME	SAMPLE No.	SAMPLE TYPE		
1200	12/18/08	ST-18036-1208-2A	Water	2	2
1208	↓	ST-18036-1208-2B	↓	2	2
1230	↓	ST-18036-1208-3	↓	2	2
1400	↓	ST-18036-1208-3	↓	2	2
TOTAL NUMBER OF CONTAINERS: 8					
RELINQUISHED BY: 		DATE: 12/18/08 TIME: 1430		RECEIVED BY: 1	
RELINQUISHED BY:		DATE: _____ TIME: _____		RECEIVED BY: 2	
RELINQUISHED BY:		DATE: _____ TIME: _____		RECEIVED BY: 3	
METHOD OF SHIPMENT: Fedex					
White Yellow Pink Goldenrod		SAMPLE TEAM: Lynch Bbiker		RECEIVED FOR LABORATORY BY:	
—Fully Executed Copy —Receiving Laboratory Copy —Shipper Copy —Sampler Copy		WAY BILL No.		DATE: _____ TIME: _____	

No. CRA 18070

METHODS SUMMARY

C8L190247

<u>PARAMETER</u>	<u>ANALYTICAL METHOD</u>	<u>PREPARATION METHOD</u>
pH (Electrometric)	SM20 4500-H+B	
Purgeables	CFR136A 624	SW846 5030B
Total Suspended Solids SM 2540 D	SM20 2540D	
Trace Inductively Coupled Plasma (ICP) Metals	MCAWW 200.7	MCAWW 200.7

References:

- CFR136A "Methods for Organic Chemical Analysis of Municipal and Industrial Wastewater", 40CFR, Part 136, Appendix A, October 26, 1984 and subsequent revisions.
- MCAWW "Methods for Chemical Analysis of Water and Wastes", EPA-600/4-79-020, March 1983 and subsequent revisions.
- SM20 "STANDARD METHODS FOR THE EXAMINATION OF WATER AND WASTEWATER", 20TH EDITION."

SAMPLE SUMMARY

C8L190247

<u>WO #</u>	<u>SAMPLE#</u>	<u>CLIENT SAMPLE ID</u>	<u>SAMPLED DATE</u>	<u>SAMP TIME</u>
K42RA	001	IFF1208	12/18/08	12:40
K42RM	002	EFF1208	12/18/08	12:45
K42RP	003	ST-18036-1208-2A	12/18/08	12:00
K42RT	004	ST-18036-1208-2B	12/18/08	12:15
K42RW	005	ST-18036-1208-1	12/18/08	12:30
K42R0	006	ST-18036-1208-3	12/18/08	14:00

NOTE (S) :

- The analytical results of the samples listed above are presented on the following pages.
- All calculations are performed before rounding to avoid round-off errors in calculated results.
- Results noted as "ND" were not detected at or above the stated limit.
- This report must not be reproduced, except in full, without the written approval of the laboratory.
- Results for the following parameters are never reported on a dry weight basis: color, corrosivity, density, flashpoint, ignitability, layers, odor, paint filter test, pH, porosity pressure, reactivity, redox potential, specific gravity, spot tests, solids, solubility, temperature, viscosity, and weight.

Leo Brausch Consulting

Client Sample ID: IFF1208

GC/MS Volatiles

Lot-Sample #....: C8L190247-001 Work Order #....: K42RA1AH Matrix.....: WATER
 Date Sampled...: 12/18/08 Date Received...: 12/19/08 MS Run #.....: 8360002
 Prep Date.....: 12/24/08 Analysis Date...: 12/24/08
 Prep Batch #....: 8360011 Analysis Time...: 05:22
 Dilution Factor: 1
 Method.....: CFR136A 624

PARAMETER	RESULT	REPORTING		
		LIMIT	UNITS	MDL
1,2-Dichlorobenzene	ND	1.0	ug/L	0.13
cis-1,2-Dichloroethene	19	1.0	ug/L	0.17
Methylene chloride	ND	1.0	ug/L	0.33
Tetrachloroethene	ND	1.0	ug/L	0.29
Toluene	0.17 J	1.0	ug/L	0.13
1,1,1-Trichloroethane	0.43 J	1.0	ug/L	0.22
Trichloroethene	98	1.0	ug/L	0.17
Vinyl chloride	2.8	1.0	ug/L	0.22

SURROGATE	PERCENT	RECOVERY
	RECOVERY	LIMITS
1,2-Dichloroethane-d4	109	(80 - 125)
Toluene-d8	100	(84 - 110)
Bromofluorobenzene	98	(81 - 112)

NOTE (S) :

J Estimated result. Result is less than RL.

Leo Brausch Consulting

Client Sample ID: EFF1208

GC/MS Volatiles

Lot-Sample #....: C8L190247-002 Work Order #....: K42RM1AA Matrix.....: WATER
 Date Sampled....: 12/18/08 Date Received...: 12/19/08 MS Run #.....: 8360002
 Prep Date.....: 12/24/08 Analysis Date...: 12/24/08
 Prep Batch #....: 8360011 Analysis Time...: 03:18
 Dilution Factor: 1
 Method.....: CFR136A 624

PARAMETER	RESULT	REPORTING		
		LIMIT	UNITS	MDL
1,2-Dichlorobenzene	ND	1.0	ug/L	0.13
cis-1,2-Dichloroethene	1.1	1.0	ug/L	0.17
Methylene chloride	ND	1.0	ug/L	0.33
Tetrachloroethene	ND	1.0	ug/L	0.29
Toluene	ND	1.0	ug/L	0.13
Trichloroethene	ND	1.0	ug/L	0.17

SURROGATE	PERCENT	RECOVERY
	RECOVERY	LIMITS
1,2-Dichloroethane-d4	111	(80 - 125)
Toluene-d8	102	(84 - 110)
Bromofluorobenzene	96	(81 - 112)

Leo Brausch Consulting

Client Sample ID: ST-18036-1208-2A

GC/MS Volatiles

Lot-Sample #....: C8L190247-003 Work Order #....: K42RP1AA Matrix.....: WATER
 Date Sampled...: 12/18/08 Date Received...: 12/19/08 MS Run #.....: 8360002
 Prep Date.....: 12/24/08 Analysis Date...: 12/24/08
 Prep Batch #....: 8360011 Analysis Time...: 03:43
 Dilution Factor: 1
 Method.....: CFR136A 624

PARAMETER	RESULT	REPORTING		
		LIMIT	UNITS	MDL
1,2-Dichlorobenzene	ND	1.0	ug/L	0.13
cis-1,2-Dichloroethene	30	1.0	ug/L	0.17
Methylene chloride	ND	1.0	ug/L	0.33
Tetrachloroethene	0.88 J	1.0	ug/L	0.29
Toluene	ND	1.0	ug/L	0.13
Trichloroethene	42	1.0	ug/L	0.17
	PERCENT	RECOVERY		
<u>SURROGATE</u>	<u>RECOVERY</u>	<u>LIMITS</u>		
1,2-Dichloroethane-d4	112	(80 - 125)		
Toluene-d8	101	(84 - 110)		
Bromofluorobenzene	95	(81 - 112)		

NOTE (S) :

J Estimated result. Result is less than RL.

Leo Brausch Consulting

Client Sample ID: ST-18036-1208-2B

GC/MS Volatiles

Lot-Sample #....: C8L190247-004 Work Order #....: K42RT1AA Matrix.....: WATER
 Date Sampled...: 12/18/08 Date Received...: 12/19/08 MS Run #.....: 8360002
 Prep Date.....: 12/24/08 Analysis Date...: 12/24/08
 Prep Batch #....: 8360011 Analysis Time...: 04:08
 Dilution Factor: 1
 Method.....: CFR136A 624

PARAMETER	RESULT	REPORTING		
		LIMIT	UNITS	MDL
1,2-Dichlorobenzene	ND	1.0	ug/L	0.13
cis-1,2-Dichloroethene	36	1.0	ug/L	0.17
Methylene chloride	ND	1.0	ug/L	0.33
Tetrachloroethene	15	1.0	ug/L	0.29
Toluene	0.36 J	1.0	ug/L	0.13
Trichloroethene	75	1.0	ug/L	0.17

SURROGATE	PERCENT	RECOVERY
	RECOVERY	LIMITS
1,2-Dichloroethane-d4	111	(80 - 125)
Toluene-d8	106	(84 - 110)
Bromofluorobenzene	100	(81 - 112)

NOTE (S) :

J Estimated result. Result is less than RL.

Leo Brausch Consulting

Client Sample ID: ST-18036-1208-1

GC/MS Volatiles

Lot-Sample #...: C8L190247-005 Work Order #...: K42RW1AA Matrix.....: WATER
 Date Sampled...: 12/18/08 Date Received...: 12/19/08 MS Run #.....: 8360002
 Prep Date.....: 12/24/08 Analysis Date...: 12/24/08
 Prep Batch #...: 8360011 Analysis Time...: 04:32
 Dilution Factor: 1
 Method.....: CFR136A 624

PARAMETER	RESULT	REPORTING		
		LIMIT	UNITS	MDL
1,2-Dichlorobenzene	ND	1.0	ug/L	0.13
cis-1,2-Dichloroethene	ND	1.0	ug/L	0.17
Methylene chloride	ND	1.0	ug/L	0.33
Tetrachloroethene	0.71 J	1.0	ug/L	0.29
Toluene	0.21 J	1.0	ug/L	0.13
Trichloroethene	ND	1.0	ug/L	0.17

SURROGATE	PERCENT	RECOVERY
	RECOVERY	LIMITS
1,2-Dichloroethane-d4	111	(80 - 125)
Toluene-d8	104	(84 - 110)
Bromofluorobenzene	97	(81 - 112)

NOTE(S) :

J Estimated result. Result is less than RL.

Leo Brausch Consulting

Client Sample ID: ST-18036-1208-3

GC/MS Volatiles

Lot-Sample #...: C8L190247-006 Work Order #...: K42R01AA Matrix.....: WATER
 Date Sampled...: 12/18/08 Date Received...: 12/19/08 MS Run #.....: 8361179
 Prep Date.....: 12/26/08 Analysis Date...: 12/26/08
 Prep Batch #...: 8361275 Analysis Time...: 05:31
 Dilution Factor: 2.5
 Method.....: CFR136A 624

PARAMETER	RESULT	REPORTING LIMIT	UNITS	MDL
1,2-Dichlorobenzene	ND	2.5	ug/L	0.32
cis-1,2-Dichloroethene	37	2.5	ug/L	0.42
Methylene chloride	ND	2.5	ug/L	0.82
Tetrachloroethene	1.2 J	2.5	ug/L	0.72
Toluene	ND	2.5	ug/L	0.32
Trichloroethene	160	2.5	ug/L	0.42

SURROGATE	PERCENT RECOVERY	RECOVERY LIMITS
1,2-Dichloroethane-d4	109	(80 - 125)
Toluene-d8	102	(84 - 110)
Bromofluorobenzene	96	(81 - 112)

NOTE (S) :

J Estimated result. Result is less than RL.

METHOD BLANK REPORT

GC/MS Volatiles

Client Lot #...: C8L190247
 MB Lot-Sample #: A8L250000-011
 Analysis Date...: 12/23/08
 Dilution Factor: 1

Work Order #...: K49PC1AA
 Prep Date.....: 12/23/08
 Prep Batch #...: 8360011

Matrix.....: WATER
 Analysis Time...: 16:51

PARAMETER	RESULT	REPORTING		
		LIMIT	UNITS	METHOD
1,2-Dichlorobenzene	ND	1.0	ug/L	CFR136A 624
cis-1,2-Dichloroethene	ND	1.0	ug/L	CFR136A 624
Methylene chloride	ND	1.0	ug/L	CFR136A 624
Tetrachloroethene	ND	1.0	ug/L	CFR136A 624
Toluene	ND	1.0	ug/L	CFR136A 624
1,1,1-Trichloroethane	ND	1.0	ug/L	CFR136A 624
Trichloroethene	ND	1.0	ug/L	CFR136A 624
Vinyl chloride	ND	1.0	ug/L	CFR136A 624

SURROGATE	PERCENT	RECOVERY
	RECOVERY	LIMITS
1,2-Dichloroethane-d4	110	(80 - 125)
Toluene-d8	103	(84 - 110)
Bromofluorobenzene	102	(81 - 112)

NOTE (S) :

Calculations are performed before rounding to avoid round-off errors in calculated results.

METHOD BLANK REPORT

GC/MS Volatiles

Client Lot #....: C8L190247
MB Lot-Sample #: A8L260000-275
Analysis Date...: 12/25/08
Dilution Factor: 1

Work Order #....: K5AAE1AA
Prep Date.....: 12/25/08
Prep Batch #....: 8361275

Matrix.....: WATER
Analysis Time...: 20:12

<u>PARAMETER</u>	<u>RESULT</u>	<u>REPORTING</u>		<u>METHOD</u>
		<u>LIMIT</u>	<u>UNITS</u>	
1,2-Dichlorobenzene	ND	1.0	ug/L	CFR136A 624
cis-1,2-Dichloroethene	ND	1.0	ug/L	CFR136A 624
Methylene chloride	ND	1.0	ug/L	CFR136A 624
Tetrachloroethene	ND	1.0	ug/L	CFR136A 624
Toluene	ND	1.0	ug/L	CFR136A 624
Trichloroethene	ND	1.0	ug/L	CFR136A 624

<u>SURROGATE</u>	<u>PERCENT</u> <u>RECOVERY</u>	<u>RECOVERY</u> <u>LIMITS</u>
1,2-Dichloroethane-d4	111	(80 - 125)
Toluene-d8	104	(84 - 110)
Bromofluorobenzene	100	(81 - 112)

NOTE (S) :

Calculations are performed before rounding to avoid round-off errors in calculated results.

LABORATORY CONTROL SAMPLE EVALUATION REPORT

GC/MS Volatiles

Client Lot #...: C8L190247 Work Order #...: K49PC1AC Matrix.....: WATER
 LCS Lot-Sample#: A8L250000-011
 Prep Date.....: 12/23/08 Analysis Date...: 12/23/08
 Prep Batch #...: 8360011 Analysis Time...: 16:27
 Dilution Factor: 1

<u>PARAMETER</u>	PERCENT <u>RECOVERY</u>	RECOVERY <u>LIMITS</u>	<u>METHOD</u>
Benzene	96	(37 - 151)	CFR136A 624
Bromodichloromethane	95	(35 - 155)	CFR136A 624
Bromoform	66	(45 - 169)	CFR136A 624
Bromomethane	89	(10 - 242)	CFR136A 624
Carbon tetrachloride	82	(70 - 140)	CFR136A 624
Chlorobenzene	94	(37 - 160)	CFR136A 624
Chloroethane	85	(14 - 230)	CFR136A 624
2-Chloroethyl vinyl ether	110	(10 - 305)	CFR136A 624
Chloroform	98	(51 - 138)	CFR136A 624
Chloromethane	116	(10 - 273)	CFR136A 624
Dibromochloromethane	83	(53 - 149)	CFR136A 624
1,3-Dichlorobenzene	91	(59 - 156)	CFR136A 624
1,4-Dichlorobenzene	90	(18 - 190)	CFR136A 624
1,1-Dichloroethane	106	(59 - 155)	CFR136A 624
1,2-Dichloroethane	108	(49 - 155)	CFR136A 624
1,1-Dichloroethene	86	(10 - 234)	CFR136A 624
trans-1,2-Dichloroethene	95	(54 - 156)	CFR136A 624
1,2-Dichloropropane	98	(10 - 210)	CFR136A 624
cis-1,3-Dichloropropene	96	(10 - 227)	CFR136A 624
trans-1,3-Dichloropropene	92	(17 - 183)	CFR136A 624
Ethylbenzene	98	(37 - 162)	CFR136A 624
1,1,2,2-Tetrachloroethane	90	(46 - 157)	CFR136A 624
1,1,2-Trichloroethane	93	(52 - 150)	CFR136A 624
Trichlorofluoromethane	91	(17 - 181)	CFR136A 624
1,2-Dichlorobenzene	90	(18 - 190)	CFR136A 624
Methylene chloride	78	(10 - 221)	CFR136A 624
Tetrachloroethene	94	(64 - 148)	CFR136A 624
Toluene	95	(47 - 150)	CFR136A 624
1,1,1-Trichloroethane	98	(52 - 162)	CFR136A 624
Trichloroethene	98	(71 - 157)	CFR136A 624
Vinyl chloride	102	(10 - 251)	CFR136A 624

(Continued on next page)

LABORATORY CONTROL SAMPLE EVALUATION REPORT

GC/MS Volatiles

Client Lot #...: C8L190247 Work Order #...: K49PC1AC Matrix.....: WATER
LCS Lot-Sample#: A8L250000-011

<u>SURROGATE</u>	<u>PERCENT</u> <u>RECOVERY</u>	<u>RECOVERY</u> <u>LIMITS</u>
1,2-Dichloroethane-d4	112	(80 - 125)
Toluene-d8	104	(84 - 110)
Bromofluorobenzene	101	(81 - 112)

NOTE (S) :

Calculations are performed before rounding to avoid round-off errors in calculated results.

Bold print denotes control parameters

LABORATORY CONTROL SAMPLE EVALUATION REPORT

GC/MS Volatiles

Client Lot #....: C8L190247 Work Order #....: K5AAE1AC Matrix.....: WATER
 LCS Lot-Sample#: A8L260000-275
 Prep Date.....: 12/25/08 Analysis Date...: 12/25/08
 Prep Batch #....: 8361275 Analysis Time...: 19:00
 Dilution Factor: 1

<u>PARAMETER</u>	<u>PERCENT RECOVERY</u>	<u>RECOVERY LIMITS</u>	<u>METHOD</u>
1,2-Dichlorobenzene	86	(18 - 190)	CFR136A 624
Methylene chloride	78	(10 - 221)	CFR136A 624
Tetrachloroethene	97	(64 - 148)	CFR136A 624
Toluene	95	(47 - 150)	CFR136A 624
Trichloroethene	100	(71 - 157)	CFR136A 624
Benzene	96	(37 - 151)	CFR136A 624
Bromodichloromethane	104	(35 - 155)	CFR136A 624
Bromoform	73	(45 - 169)	CFR136A 624
Bromomethane	89	(10 - 242)	CFR136A 624
Carbon tetrachloride	89	(70 - 140)	CFR136A 624
Chlorobenzene	96	(37 - 160)	CFR136A 624
Chloroethane	82	(14 - 230)	CFR136A 624
2-Chloroethyl vinyl ether	104	(10 - 305)	CFR136A 624
Chloroform	99	(51 - 138)	CFR136A 624
Chloromethane	110	(10 - 273)	CFR136A 624
Dibromochloromethane	96	(53 - 149)	CFR136A 624
1,3-Dichlorobenzene	89	(59 - 156)	CFR136A 624
1,4-Dichlorobenzene	89	(18 - 190)	CFR136A 624
1,1-Dichloroethane	104	(59 - 155)	CFR136A 624
1,2-Dichloroethane	106	(49 - 155)	CFR136A 624
1,1-Dichloroethene	86	(10 - 234)	CFR136A 624
trans-1,2-Dichloroethene	95	(54 - 156)	CFR136A 624
1,2-Dichloropropane	98	(10 - 210)	CFR136A 624
cis-1,3-Dichloropropene	97	(10 - 227)	CFR136A 624
trans-1,3-Dichloropropene	94	(17 - 183)	CFR136A 624
Ethylbenzene	98	(37 - 162)	CFR136A 624
1,1,2,2-Tetrachloroethane	91	(46 - 157)	CFR136A 624
1,1,1-Trichloroethane	100	(52 - 162)	CFR136A 624
1,1,2-Trichloroethane	95	(52 - 150)	CFR136A 624
Trichlorofluoromethane	93	(17 - 181)	CFR136A 624
Vinyl chloride	99	(10 - 251)	CFR136A 624

(Continued on next page)

LABORATORY CONTROL SAMPLE EVALUATION REPORT

GC/MS Volatiles

Client Lot #...: C8L190247 Work Order #...: K5AAE1AC Matrix.....: WATER
LCS Lot-Sample#: A8L260000-275

<u>SURROGATE</u>	<u>PERCENT</u> <u>RECOVERY</u>	<u>RECOVERY</u> <u>LIMITS</u>
1,2-Dichloroethane-d4	111	(80 - 125)
Toluene-d8	105	(84 - 110)
Bromofluorobenzene	102	(81 - 112)

NOTE (S) :

Calculations are performed before rounding to avoid round-off errors in calculated results.

Bold print denotes control parameters

MATRIX SPIKE SAMPLE EVALUATION REPORT

GC/MS Volatiles

Lot-Sample #....: C8L190247 Work Order #....: K451A1AC Matrix.....: WATER
 MS Lot-Sample #: A8L220165-002
 Date Sampled....: 12/22/08 Date Received...: 12/22/08
 Prep Date.....: 12/24/08 Analysis Date...: 12/24/08
 Prep Batch #....: 8360011 MS Run #.....: 8360002
 Dilution Factor: 1

<u>PARAMETER</u>	<u>PERCENT RECOVERY</u>	<u>RECOVERY LIMITS</u>	<u>METHOD</u>
Benzene	91	(90 - 114)	CFR136A 624
Bromodichloromethane	88	(78 - 123)	CFR136A 624
Bromoform	59	(40 - 141)	CFR136A 624
Bromomethane	84	(42 - 160)	CFR136A 624
Carbon tetrachloride	83	(61 - 129)	CFR136A 624
Chlorobenzene	89 a	(90 - 113)	CFR136A 624
Chloroethane	83	(56 - 133)	CFR136A 624
2-Chloroethyl vinyl ether	0.0 a	(10 - 185)	CFR136A 624
Chloroform	102	(90 - 118)	CFR136A 624
Chloromethane	109	(37 - 127)	CFR136A 624
Dibromochloromethane	73	(65 - 123)	CFR136A 624
1,3-Dichlorobenzene	82 a	(90 - 111)	CFR136A 624
1,4-Dichlorobenzene	80 a	(90 - 112)	CFR136A 624
1,1-Dichloroethane	100	(90 - 114)	CFR136A 624
1,2-Dichloroethane	103	(90 - 123)	CFR136A 624
1,1-Dichloroethene	80 a	(83 - 129)	CFR136A 624
trans-1,2-Dichloroethene	88	(85 - 116)	CFR136A 624
1,2-Dichloropropane	90	(87 - 119)	CFR136A 624
cis-1,3-Dichloropropene	82	(77 - 115)	CFR136A 624
trans-1,3-Dichloropropene	79	(71 - 114)	CFR136A 624
Ethylbenzene	90	(88 - 111)	CFR136A 624
1,1,2,2-Tetrachloroethane	85	(77 - 133)	CFR136A 624
1,1,2-Trichloroethane	91	(89 - 123)	CFR136A 624
Trichlorofluoromethane	87	(62 - 110)	CFR136A 624
Methylene chloride	77 a	(78 - 131)	CFR136A 624
Tetrachloroethene	85	(81 - 112)	CFR136A 624
Toluene	87	(87 - 112)	CFR136A 624
1,1,1-Trichloroethane	93	(82 - 119)	CFR136A 624
Trichloroethene	92	(85 - 114)	CFR136A 624
Vinyl chloride	98	(50 - 119)	CFR136A 624
1,2-Dichlorobenzene	82 a	(90 - 115)	CFR136A 624

<u>SURROGATE</u>	<u>PERCENT RECOVERY</u>	<u>RECOVERY LIMITS</u>
1,2-Dichloroethane-d4	111	(80 - 125)
Toluene-d8	101	(84 - 110)
Bromofluorobenzene	100	(81 - 112)

(Continued on next page)

MATRIX SPIKE SAMPLE EVALUATION REPORT

GC/MS Volatiles

Lot-Sample #...: C8L190247
MS Lot-Sample #: A8L220165-002

Work Order #...: K451A1AC

Matrix.....: WATER

NOTE(S) :

Calculations are performed before rounding to avoid round-off errors in calculated results.

Bold print denotes control parameters

a Spiked analyte recovery is outside stated control limits.

MATRIX SPIKE SAMPLE EVALUATION REPORT

GC/MS Volatiles

Lot-Sample #...: C8L190247 Work Order #...: K460N1AH Matrix.....: WATER
 MS Lot-Sample #: A8L230141-001
 Date Sampled...: 12/23/08 Date Received...: 12/23/08
 Prep Date.....: 12/26/08 Analysis Date...: 12/26/08
 Prep Batch #...: 8361275 MS Run #.....: 8361179
 Dilution Factor: 1

<u>PARAMETER</u>	<u>PERCENT RECOVERY</u>	<u>RECOVERY LIMITS</u>	<u>METHOD</u>
1,2-Dichlorobenzene	83 a	(90 - 115)	CFR136A 624
Methylene chloride	73 a	(78 - 131)	CFR136A 624
Tetrachloroethene	92	(81 - 112)	CFR136A 624
Toluene	88	(87 - 112)	CFR136A 624
Trichloroethene	97	(85 - 114)	CFR136A 624
Benzene	91	(90 - 114)	CFR136A 624
Bromodichloromethane	95	(78 - 123)	CFR136A 624
Bromoform	65	(40 - 141)	CFR136A 624
Bromomethane	84	(42 - 160)	CFR136A 624
Carbon tetrachloride	87	(61 - 129)	CFR136A 624
Chlorobenzene	88 a	(90 - 113)	CFR136A 624
Chloroethane	81	(56 - 133)	CFR136A 624
2-Chloroethyl vinyl ether	0.0 a	(10 - 185)	CFR136A 624
Chloroform	93	(90 - 118)	CFR136A 624
Chloromethane	111	(37 - 127)	CFR136A 624
Dibromochloromethane	82	(65 - 123)	CFR136A 624
1,3-Dichlorobenzene	84 a	(90 - 111)	CFR136A 624
1,4-Dichlorobenzene	83 a	(90 - 112)	CFR136A 624
1,1-Dichloroethane	101	(90 - 114)	CFR136A 624
1,2-Dichloroethane	100	(90 - 123)	CFR136A 624
1,1-Dichloroethene	85	(83 - 129)	CFR136A 624
trans-1,2-Dichloroethene	91	(85 - 116)	CFR136A 624
1,2-Dichloropropane	92	(87 - 119)	CFR136A 624
cis-1,3-Dichloropropene	83	(77 - 115)	CFR136A 624
trans-1,3-Dichloropropene	81	(71 - 114)	CFR136A 624
Ethylbenzene	90	(88 - 111)	CFR136A 624
1,1,2,2-Tetrachloroethane	90	(77 - 133)	CFR136A 624
1,1,1-Trichloroethane	100	(82 - 119)	CFR136A 624
1,1,2-Trichloroethane	90	(89 - 123)	CFR136A 624
Trichlorofluoromethane	102	(62 - 110)	CFR136A 624
Vinyl chloride	103	(50 - 119)	CFR136A 624

<u>SURROGATE</u>	<u>PERCENT RECOVERY</u>	<u>RECOVERY LIMITS</u>
1,2-Dichloroethane-d4	114	(80 - 125)
Toluene-d8	106	(84 - 110)
Bromofluorobenzene	104	(81 - 112)

(Continued on next page)

MATRIX SPIKE SAMPLE EVALUATION REPORT

GC/MS Volatiles

Lot-Sample #...: C8L190247

Work Order #...: K460N1AH

Matrix.....: WATER

MS Lot-Sample #: A8L230141-001

NOTE(S):

Calculations are performed before rounding to avoid round-off errors in calculated results.

Bold print denotes control parameters

a Spiked analyte recovery is outside stated control limits.

Leo Brausch Consulting

Client Sample ID: IFF1208

TOTAL Metals

Lot-Sample #...: C8L190247-001
Date Sampled...: 12/18/08

Date Received...: 12/19/08

Matrix.....: WATER

<u>PARAMETER</u>	<u>RESULT</u>	<u>REPORTING</u>		<u>METHOD</u>	<u>PREPARATION-</u>	<u>WORK</u>
		<u>LIMIT</u>	<u>UNITS</u>		<u>ANALYSIS DATE</u>	<u>ORDER #</u>
Prep Batch #...: 8354464						
Cadmium	ND	5.0	ug/L	MCAWW 200.7	12/19-01/03/09	K42RA1AE
		Dilution Factor: 1		Analysis Time..: 18:07	MS Run #.....: 8354265	
		MDL.....: 0.43				
Chromium	4.2 B	5.0	ug/L	MCAWW 200.7	12/19-01/03/09	K42RA1AG
		Dilution Factor: 1		Analysis Time..: 18:07	MS Run #.....: 8354265	
		MDL.....: 0.59				
Lead	ND	3.0	ug/L	MCAWW 200.7	12/19-01/03/09	K42RA1AF
		Dilution Factor: 1		Analysis Time..: 18:07	MS Run #.....: 8354265	
		MDL.....: 2.4				

NOTE(S) :

B Estimated result. Result is less than RL.

Leo Brausch Consulting

Client Sample ID: KFF1208

TOTAL Metals

Lot-Sample #...: C8L190247-002

Matrix.....: WATER

Date Sampled...: 12/18/08

Date Received...: 12/19/08

<u>PARAMETER</u>	<u>RESULT</u>	<u>REPORTING</u>		<u>METHOD</u>	<u>PREPARATION-</u>	<u>WORK</u>
		<u>LIMIT</u>	<u>UNITS</u>		<u>ANALYSIS DATE</u>	<u>ORDER #</u>
Prep Batch #...: 8354464						
Cadmium	ND	5.0	ug/L	MCAWW 200.7	12/19-01/03/09	K42RM1AE
		Dilution Factor: 1		Analysis Time..: 18:12	MS Run #.....: 8354265	
		MDL.....: 0.43				
Chromium	ND	5.0	ug/L	MCAWW 200.7	12/19-01/03/09	K42RM1AG
		Dilution Factor: 1		Analysis Time..: 18:12	MS Run #.....: 8354265	
		MDL.....: 0.59				
Lead	ND	3.0	ug/L	MCAWW 200.7	12/19-01/03/09	K42RM1AF
		Dilution Factor: 1		Analysis Time..: 18:12	MS Run #.....: 8354265	
		MDL.....: 2.4				

METHOD BLANK REPORT

TOTAL Metals

Client Lot #...: C8L190247

Matrix.....: WATER

PARAMETER	RESULT	REPORTING LIMIT	UNITS	METHOD	PREPARATION- ANALYSIS DATE	WORK ORDER #
MB Lot-Sample #: C8L190000-464 Prep Batch #... : 8354464						
Cadmium	ND	5.0	ug/L	MCAWW 200.7	12/19-01/03/09	K43TF1AF
		Dilution Factor: 1				
		Analysis Time...: 17:34				
Chromium	ND	5.0	ug/L	MCAWW 200.7	12/19-01/03/09	K43TF1AG
		Dilution Factor: 1				
		Analysis Time...: 17:34				
Lead	ND	3.0	ug/L	MCAWW 200.7	12/19-01/03/09	K43TF1AL
		Dilution Factor: 1				
		Analysis Time...: 17:34				

NOTE (S) :

Calculations are performed before rounding to avoid round-off errors in calculated results.

LABORATORY CONTROL SAMPLE EVALUATION REPORT

TOTAL Metals

Client Lot #...: C8L190247

Matrix.....: WATER

<u>PARAMETER</u>	<u>PERCENT RECOVERY</u>	<u>RECOVERY LIMITS</u>	<u>METHOD</u>	<u>PREPARATION- ANALYSIS DATE</u>	<u>WORK ORDER #</u>
LCS Lot-Sample#: C8L190000-464 Prep Batch #... : 8354464					
Cadmium	103	(85 - 115)	MCAWW 200.7	12/19-01/03/09	K43TF1AW
		Dilution Factor: 1		Analysis Time...: 17:39	
Chromium	104	(85 - 115)	MCAWW 200.7	12/19-01/03/09	K43TF1AX
		Dilution Factor: 1		Analysis Time...: 17:39	
Lead	103	(85 - 115)	MCAWW 200.7	12/19-01/03/09	K43TF1A3
		Dilution Factor: 1		Analysis Time...: 17:39	

NOTE(S) :

Calculations are performed before rounding to avoid round-off errors in calculated results.

MATRIX SPIKE SAMPLE EVALUATION REPORT

TOTAL Metals

Client Lot #....: C8L190247

Matrix.....: WATER

Date Sampled...: 12/17/08

Date Received...: 12/19/08

<u>PARAMETER</u>	<u>PERCENT RECOVERY</u>	<u>RECOVERY LIMITS</u>	<u>RPD</u>	<u>RPD LIMITS</u>	<u>METHOD</u>	<u>PREPARATION- ANALYSIS DATE</u>	<u>WORK ORDER #</u>
MS Lot-Sample #: C8L190228-001 Prep Batch #....: 8354464							
Cadmium	101	(70 - 130)			MCAWW 200.7	12/19-01/03/09	K42LV1A2
	101	(70 - 130)	0.21	(0-20)	MCAWW 200.7	12/19-01/03/09	K42LV1A3
			Dilution Factor: 1				
			Analysis Time...: 17:56				
			MS Run #.....: 8354265				
Chromium	100	(70 - 130)			MCAWW 200.7	12/19-01/03/09	K42LV1A4
	100	(70 - 130)	0.55	(0-20)	MCAWW 200.7	12/19-01/03/09	K42LV1A5
			Dilution Factor: 1				
			Analysis Time...: 17:56				
			MS Run #.....: 8354265				
Lead	102	(70 - 130)			MCAWW 200.7	12/19-01/03/09	K42LV1CD
	103	(70 - 130)	0.24	(0-20)	MCAWW 200.7	12/19-01/03/09	K42LV1CE
			Dilution Factor: 1				
			Analysis Time...: 17:56				
			MS Run #.....: 8354265				

NOTE(S) :

Calculations are performed before rounding to avoid round-off errors in calculated results.

Leo Brausch Consulting

Client Sample ID: IFF1208

General Chemistry

Lot-Sample #...: C8L190247-001
 Date Sampled...: 12/18/08

Work Order #...: K42RA
 Date Received...: 12/19/08

Matrix.....: WATER

<u>PARAMETER</u>	<u>RESULT</u>	<u>RL</u>	<u>UNITS</u>	<u>METHOD</u>	<u>PREPARATION- ANALYSIS DATE</u>	<u>PREP BATCH #</u>
pH	8.3	--	No Units	SM20 4500-H+B	12/20/08	8355038
				Dilution Factor: 1	Analysis Time...: 00:00	MS Run #.....: 8355029
				MDL.....: --		
Total Suspended Solids	8.0	4.0	mg/L	SM20 2540D	12/22/08	8357078
				Dilution Factor: 1	Analysis Time...: 14:33	MS Run #.....: 8357061
				MDL.....: 2.0		

Leo Brausch Consulting

Client Sample ID: EFF1208

General Chemistry

Lot-Sample #....: C8L190247-002
 Date Sampled....: 12/18/08

Work Order #....: K42RM
 Date Received...: 12/19/08

Matrix.....: WATER

<u>PARAMETER</u>	<u>RESULT</u>	<u>RL</u>	<u>UNITS</u>	<u>METHOD</u>	<u>PREPARATION- ANALYSIS DATE</u>	<u>PREP BATCH #</u>
pH	7.7	--	No Units	SM20 4500-H+B	12/20/08	8355038
				Dilution Factor: 1	Analysis Time..: 00:00	MS Run #.....: 8355029
				MDL.....: --		
Total Suspended Solids	ND	4.0	mg/L	SM20 2540D	12/22/08	8357078
				Dilution Factor: 1	Analysis Time..: 14:33	MS Run #.....: 8357061
				MDL.....: 2.0		

METHOD BLANK REPORT

General Chemistry

Client Lot #...: C8L190247

Matrix.....: WATER

<u>PARAMETER</u>	<u>RESULT</u>	<u>REPORTING</u> <u>LIMIT</u>	<u>UNITS</u>	<u>METHOD</u>	<u>PREPARATION-</u> <u>ANALYSIS DATE</u>	<u>PREP</u> <u>BATCH #</u>
Total Suspended Solids	ND	4.0	mg/L	SM20 2540D	12/22/08	8357078
		Work Order #: K44131AA MB Lot-Sample #: C8L220000-078				
		Dilution Factor: 1				
		Analysis Time..: 14:33				

NOTE(S) :

Calculations are performed before rounding to avoid round-off errors in calculated results.

LABORATORY CONTROL SAMPLE EVALUATION REPORT

General Chemistry

Client Lot #...: C8L190247

Matrix.....: WATER

<u>PARAMETER</u>	<u>PERCENT RECOVERY</u>	<u>RECOVERY LIMITS</u>	<u>METHOD</u>	<u>PREPARATION- ANALYSIS DATE</u>	<u>PREP BATCH #</u>
pH	100	(99 - 101)	SM20 4500-H+B	12/20/08	8355038
		Dilution Factor: 1		Analysis Time...: 00:00	
Total Suspended Solids	92	(80 - 120)	SM20 2540D	12/22/08	8357078
		Dilution Factor: 1		Analysis Time...: 14:33	

NOTE(S) :

Calculations are performed before rounding to avoid round-off errors in calculated results.

ATTACHMENT C
ANALYTICAL LABORATORY REPORT
GROUNDWATER MONITORING
DECEMBER 2008

Well Sampling Key
December 11, 2008
NYSDEC Site No. 9-15-066

Sample No.	Well No.
WG-18036-121108-001	MW-34D
WG-18036-121108-002	MW-34
WG-18036-121108-003	MW-30
WG-18036-121108-004	MW-33
WG-18036-121108-005	MW-28*
WG-18036-121108-006	MW-2
WG-18036-121108-007	MW-32
WG-18036-121108-008	MW-32 (dup)
WG-18036-121108-009	MW-5*
WG-18036-121108-010	MW-31*
TB-18036-121108	Trip Blank

* - indicated well sampled using low-flow sampling technique.

ANALYTICAL REPORT

PROJECT NO. LEO BRAUSCH BUF

Leo Brausch Buffalo Airport

Lot #: C8L120258

Leo Brausch

Leo Brausch Consulting
131 Wedgewood Drive
Gibsonia, PA 15044

TESTAMERICA LABORATORIES, INC.



Carrie L. Gamber
Project Manager

December 30, 2008



NELAC REPORTING:

At the time of analysis the laboratory was in compliance with the current NELAC standards and held accreditation for all analyses performed unless noted by a qualifier. The labs accreditation numbers are listed below. The format and contents of the report meets all applicable NELAC standards except as noted in the narrative and shall not be reproduced except in full, without the written approval of the laboratory. The table below presents a summary of the certifications held by TestAmerica Pittsburgh. Our primary accreditation authority for the Non-potable water and Solid & Hazardous waste programs is Pennsylvania DEP. A more detailed parameter list is available upon request. Please ask your project manager for this information when required.

Certifying State/Program	Certificate #	Program Types	TestAmerica
NFESC US Dept of Agriculture Arkansas	NA (#P330-07-00101) (#03-022-1)	NAVY	X
		Foreign Soil Import Permit	X
California – NELAC	04224CA	WW	X
		HW	X
Connecticut	(#PH-0688)	WW	X
		HW	X
Florida – NELAC	(#E87660)	WW	X
		HW	X
Illinois – NELAC	(#200005)	WW	X
		HW	X
Kansas – NELAC	(#E-10350)	WW	X
		HW	X
Louisiana – NELAC	(#93200)	WW	X
		HW	X
New Hampshire – NELAC	(#203002)	WW	X
		–	–
New Jersey – NELAC	(PA-005)	WW	X
		HW	X
New York – NELAC	(#11182)	WW	X
		HW	X
North Carolina	(#434)	WW	X
		HW	X
Pennsylvania - NELAC	(#02-00416)	WW	X
		HW	X
South Carolina	(#89014001)	WW	X
		HW	X
Utah – NELAC	(STLP)	WW	X
		HW	X
West Virginia	(#142)	WW	X
		HW	X
Wisconsin	998027800	WW	X
		HW	X

The codes utilized for program types are described below:

HW Hazardous Waste certification

WW Non-potable Water and/or Wastewater certification

X Laboratory has some form of certification under the specific program. Many states certify laboratories for specific parameters or tests within a category. The information in the table indicates the lab is certified in a general category of testing. Please contact the laboratory if parameter specific certification information is required.

Updated: 12/28/07 C:\Documents and Settings\derubeisn\My Documents\NELAC NARRATIVE Pittsburgh.doc

CASE NARRATIVE

Leo Brausch Consulting

Lot # C8L120258

Sample Receiving:

TestAmerica's Pittsburgh laboratory received samples on December 12, 2008. The cooler was received within the proper temperature range.

If project specific QC was not required for samples contained in this report, when batch QC was completed on these samples, anomalous results will be discussed below.


GC/MS Volatiles:

Due to the concentration of target compounds detected, sample WG-18036-121108-007 was analyzed at a dilution.

Metals:

There were no problems associated with the analysis.

CHAIN OF CUSTODY RECORD


CONESTOGA-ROVERS & ASSOCIATES
 N. AGARA FALLS OFFICE
 SHIPPED TO (Laboratory Name):
TEST AMERICA
 PITTSBURGH
 REFERENCE NUMBER: 18036-821
 VIACOM SEMI-ANNUAL
 GW SAMPLING

SAMPLER'S SIGNATURE: *Shawn Gardner* PRINTED NAME: **SHAWN GARDNER**
 No. of Containers: _____

SEQ. No.	DATE	TIME	SAMPLE No.	SAMPLE TYPE	No. of Containers	PARAMETERS		REMARKS
						VOL	CO, PB	
	12/16/08	1015	WG-18036-121108-001	WATER	4	X	X	
		1030	WG-18036-121108-002		4	X	X	
		1045	WG-18036-121108-003		4	X	X	
		1115	WG-18036-121108-004		4	X	X	
		1300	WG-18036-121108-005		4	X	X	
		1330	WG-18036-121108-006		4	X	X	
		1340	WG-18036-121108-007		4	X	X	
		1350	WG-18036-121108-008		4	X	X	
		1430	WG-18036-121108-009		4	X	X	
		1700	WG-18036-121108-010		4	X	X	
			TB-18036-121108	LAB WATER	1	X		
TOTAL NUMBER OF CONTAINERS						41		HEALTH/CHEMICAL HAZARDS

RELINQUISHED BY: *Shawn Gardner* DATE: 12/16/08 TIME: 1700
 RECEIVED BY: _____ DATE: _____ TIME: _____
 RELINQUISHED BY: _____ DATE: _____ TIME: _____
 RECEIVED BY: _____ DATE: _____ TIME: _____
 RELINQUISHED BY: _____ DATE: _____ TIME: _____
 RECEIVED BY: _____ DATE: _____ TIME: _____

METHOD OF SHIPMENT: **FED EX**
 SAMPLE TEAM: **S. GARDNER**
D. TYRAN
 RECEIVED FOR LABORATORY BY: *S. Gardner*
 DATE: 12/12/08 TIME: 1000 AM
 WAY BILL No. _____
 No. CRA 17522

METHODS SUMMARY

C8L120258

<u>PARAMETER</u>	<u>ANALYTICAL METHOD</u>	<u>PREPARATION METHOD</u>
CLP - Volatile Organic Compounds (OLM04.2) Inductively Coupled Plasma	OCLP OLM04.2 ICLP ILM04.0/4.	OCLP OLM04.2 ICLP ILM04.0

References:

- ICLP USEPA Contract Laboratory Program Statement of Work for Inorganics Analysis, Multi-Media, Multi-Concentration.
- OCLP USEPA Contract Laboratory Program Statement of Work for Organics Analysis, Multi-Media, Multi-Concentration.

SAMPLE SUMMARY

C8L120258

<u>WO #</u>	<u>SAMPLE#</u>	<u>CLIENT SAMPLE ID</u>	<u>SAMPLED DATE</u>	<u>SAMP TIME</u>
K4L66	001	WG-18036-121108-001	12/11/08	10:15
K4L76	002	WG-18036-121108-002	12/11/08	10:30
K4L78	003	WG-18036-121108-003	12/11/08	10:45
K4L8A	004	WG-18036-121108-004	12/11/08	11:15
K4L8D	005	WG-18036-121108-005	12/11/08	13:00
K4L8E	006	WG-18036-121108-006	12/11/08	13:30
K4L8F	007	WG-18036-121108-007	12/11/08	13:40
K4L8G	008	WG-18036-121108-008	12/11/08	13:50
K4L8J	009	WG-18036-121108-009	12/11/08	14:30
K4L8K	010	WG-18036-121108-010	12/11/08	17:00
K4L8M	011	TB-18036-121108	12/11/08	

NOTE (S) :

- The analytical results of the samples listed above are presented on the following pages.
- All calculations are performed before rounding to avoid round-off errors in calculated results.
- Results noted as "ND" were not detected at or above the stated limit.
- This report must not be reproduced, except in full, without the written approval of the laboratory.
- Results for the following parameters are never reported on a dry weight basis: color, corrosivity, density, flashpoint, ignitability, layers, odor, paint filter test, pH, porosity pressure, reactivity, redox potential, specific gravity, spot tests, solids, solubility, temperature, viscosity, and weight.

Leo Brausch Consulting

Client Sample ID: WG-18036-121108-001

GC/MS Volatiles

Lot-Sample #...: C8L120258-001 Work Order #...: K4L661AA Matrix.....: WATER
 Date Sampled...: 12/11/08 Date Received...: 12/12/08 MS Run #.....:
 Prep Date.....: 12/19/08 Analysis Date...: 12/19/08
 Prep Batch #...: 8354329 Analysis Time...: 12:07
 Dilution Factor: 1

Method.....: OCLP OLM04.2

<u>PARAMETER</u>	<u>RESULT</u>	<u>REPORTING</u>		
		<u>LIMIT</u>	<u>UNITS</u>	<u>MDL</u>
Toluene	ND	10	ug/L	1.0
cis-1,2-Dichloroethene	ND	10	ug/L	1.0
1,1,1-Trichloroethane	ND	10	ug/L	1.0
Trichloroethene	ND	10	ug/L	1.0
Vinyl chloride	ND	10	ug/L	1.0

<u>SURROGATE</u>	<u>PERCENT RECOVERY</u>	<u>RECOVERY LIMITS</u>
Toluene-d8	93	(88 - 110)
Bromofluorobenzene	103	(86 - 115)
1,2-Dichloroethane-d4	113	(76 - 114)

Leo Brausch Consulting

Client Sample ID: WG-18036-121108-002

GC/MS Volatiles

Lot-Sample #...: C8L120258-002 Work Order #...: K4L761AA Matrix.....: WATER
Date Sampled...: 12/11/08 Date Received...: 12/12/08 MS Run #.....:
Prep Date.....: 12/19/08 Analysis Date...: 12/19/08
Prep Batch #...: 8354329 Analysis Time...: 10:51
Dilution Factor: 1

Method.....: OCLP OLM04.2

<u>PARAMETER</u>	<u>RESULT</u>	<u>REPORTING</u>		
		<u>LIMIT</u>	<u>UNITS</u>	<u>MDL</u>
Toluene	ND	10	ug/L	1.0
cis-1,2-Dichloroethene	ND	10	ug/L	1.0
1,1,1-Trichloroethane	ND	10	ug/L	1.0
Trichloroethene	ND	10	ug/L	1.0
Vinyl chloride	ND	10	ug/L	1.0

<u>SURROGATE</u>	<u>PERCENT</u> <u>RECOVERY</u>	<u>RECOVERY</u> <u>LIMITS</u>
Toluene-d8	90	(88 - 110)
Bromofluorobenzene	94	(86 - 115)
1,2-Dichloroethane-d4	104	(76 - 114)

Leo Brausch Consulting

Client Sample ID: WG-18036-121108-003

GC/MS Volatiles

Lot-Sample #....: C8L120258-003 Work Order #....: K4L781AA Matrix.....: WATER
 Date Sampled....: 12/11/08 Date Received...: 12/12/08 MS Run #.....:
 Prep Date.....: 12/19/08 Analysis Date...: 12/19/08
 Prep Batch #....: 8354329 Analysis Time...: 11:16
 Dilution Factor: 1
 Method.....: OCLP OLM04.2

<u>PARAMETER</u>	<u>RESULT</u>	<u>REPORTING</u>		
		<u>LIMIT</u>	<u>UNITS</u>	<u>MDL</u>
Toluene	ND	10	ug/L	1.0
cis-1,2-Dichloroethene	ND	10	ug/L	1.0
1,1,1-Trichloroethane	ND	10	ug/L	1.0
Trichloroethene	1.1 J	10	ug/L	1.0
Vinyl chloride	ND	10	ug/L	1.0

<u>SURROGATE</u>	<u>PERCENT RECOVERY</u>	<u>RECOVERY LIMITS</u>
Toluene-d8	97	(88 - 110)
Bromofluorobenzene	105	(86 - 115)
1,2-Dichloroethane-d4	113	(76 - 114)

NOTE (S) :

J Estimated result. Result is less than RL.

Leo Brausch Consulting

Client Sample ID: WG-18036-121108-004

GC/MS Volatiles

Lot-Sample #...: C8L120258-004 Work Order #...: K4L8A1AA Matrix.....: WATER
 Date Sampled...: 12/11/08 Date Received...: 12/12/08 MS Run #.....:
 Prep Date.....: 12/18/08 Analysis Date...: 12/18/08
 Prep Batch #...: 8353437 Analysis Time...: 17:31
 Dilution Factor: 1

Method.....: OCLP OLM04.2

<u>PARAMETER</u>	<u>RESULT</u>	<u>REPORTING</u>		
		<u>LIMIT</u>	<u>UNITS</u>	<u>MDL</u>
Toluene	ND	10	ug/L	1.0
cis-1,2-Dichloroethene	ND	10	ug/L	1.0
1,1,1-Trichloroethane	ND	10	ug/L	1.0
Trichloroethene	ND	10	ug/L	1.0
Vinyl chloride	ND	10	ug/L	1.0

<u>SURROGATE</u>	<u>PERCENT</u>	<u>RECOVERY</u>
	<u>RECOVERY</u>	<u>LIMITS</u>
Toluene-d8	90	(88 - 110)
Bromofluorobenzene	93	(86 - 115)
1,2-Dichloroethane-d4	93	(76 - 114)

Leo Brausch Consulting

Client Sample ID: WG-18036-121108-005

GC/MS Volatiles

Lot-Sample #...: C8L120258-005 Work Order #...: K4L8D1AA Matrix.....: WATER
 Date Sampled...: 12/11/08 Date Received..: 12/12/08 MS Run #.....:
 Prep Date.....: 12/18/08 Analysis Date..: 12/18/08
 Prep Batch #...: 8353437 Analysis Time..: 17:57
 Dilution Factor: 1
 Method.....: OCLP OLM04.2

PARAMETER	RESULT	REPORTING		
		LIMIT	UNITS	MDL
Toluene	ND	10	ug/L	1.0
cis-1,2-Dichloroethene	ND	10	ug/L	1.0
1,1,1-Trichloroethane	ND	10	ug/L	1.0
Trichloroethene	ND	10	ug/L	1.0
Vinyl chloride	ND	10	ug/L	1.0

SURROGATE	PERCENT	RECOVERY
	RECOVERY	LIMITS
Toluene-d8	88	(88 - 110)
Bromofluorobenzene	91	(86 - 115)
1,2-Dichloroethane-d4	96	(76 - 114)

Leo Brausch Consulting

Client Sample ID: WG-18036-121108-006

GC/MS Volatiles

Lot-Sample #...: C8L120258-006 Work Order #...: K4L8E1AA Matrix.....: WATER
 Date Sampled...: 12/11/08 Date Received...: 12/12/08 MS Run #.....: 8353255
 Prep Date.....: 12/18/08 Analysis Date...: 12/18/08
 Prep Batch #...: 8353437 Analysis Time...: 13:38
 Dilution Factor: 1

Method.....: OCLP OLM04.2

<u>PARAMETER</u>	<u>RESULT</u>	<u>REPORTING</u>		
		<u>LIMIT</u>	<u>UNITS</u>	<u>MDL</u>
Toluene	ND	10	ug/L	1.0
cis-1,2-Dichloroethene	ND	10	ug/L	1.0
1,1,1-Trichloroethane	ND	10	ug/L	1.0
Trichloroethene	ND	10	ug/L	1.0
Vinyl chloride	ND	10	ug/L	1.0

<u>SURROGATE</u>	<u>PERCENT RECOVERY</u>	<u>RECOVERY LIMITS</u>
Toluene-d8	97	(88 - 110)
Bromofluorobenzene	98	(86 - 115)
1,2-Dichloroethane-d4	104	(76 - 114)

Leo Brausch Consulting

Client Sample ID: WG-18036-121108-007

GC/MS Volatiles

Lot-Sample #...: C8L120258-007 Work Order #...: K4L8F1AA Matrix.....: WATER
 Date Sampled...: 12/11/08 Date Received...: 12/12/08 MS Run #.....:
 Prep Date.....: 12/18/08 Analysis Date...: 12/18/08
 Prep Batch #...: 8353437 Analysis Time...: 15:23
 Dilution Factor: 2
 Method.....: OCLP OLM04.2

PARAMETER	RESULT	REPORTING		
		LIMIT	UNITS	MDL
Toluene	ND	20	ug/L	2.0
cis-1,2-Dichloroethene	200	20	ug/L	2.0
1,1,1-Trichloroethane	ND	20	ug/L	2.0
Trichloroethene	200	20	ug/L	2.0
Vinyl chloride	9.9 J	20	ug/L	2.0
		PERCENT	RECOVERY	
SURROGATE	RECOVERY	LIMITS		
Toluene-d8	91	(88 - 110)		
Bromofluorobenzene	98	(86 - 115)		
1,2-Dichloroethane-d4	99	(76 - 114)		

NOTE (S) :

J Estimated result. Result is less than RL.

Leo Brausch Consulting

Client Sample ID: WG-18036-121108-008

GC/MS Volatiles

Lot-Sample #....: C8L120258-008 Work Order #....: K4L8G1AA Matrix.....: WATER
Date Sampled...: 12/11/08 Date Received...: 12/12/08 MS Run #.....:
Prep Date.....: 12/19/08 Analysis Date...: 12/19/08
Prep Batch #....: 8354329 Analysis Time...: 09:55
Dilution Factor: 1

Method.....: OCLP OLM04.2

<u>PARAMETER</u>	<u>RESULT</u>	<u>REPORTING</u>		
		<u>LIMIT</u>	<u>UNITS</u>	<u>MDL</u>
Toluene	ND	10	ug/L	1.0
cis-1,2-Dichloroethene	170	10	ug/L	1.0
1,1,1-Trichloroethane	ND	10	ug/L	1.0
Trichloroethene	180	10	ug/L	1.0
Vinyl chloride	9.0 J	10	ug/L	1.0

<u>SURROGATE</u>	<u>PERCENT</u>	<u>RECOVERY</u>
	<u>RECOVERY</u>	<u>LIMITS</u>
Toluene-d8	89	(88 - 110)
Bromofluorobenzene	99	(86 - 115)
1,2-Dichloroethane-d4	103	(76 - 114)

NOTE (S) :

J Estimated result. Result is less than RL.

Leo Brausch Consulting

Client Sample ID: WG-18036-121108-009

GC/MS Volatiles

Lot-Sample #...: C8L120258-009 Work Order #...: K4L8J1AA Matrix.....: WATER
Date Sampled...: 12/11/08 Date Received...: 12/12/08 MS Run #.....:
Prep Date.....: 12/18/08 Analysis Date...: 12/18/08
Prep Batch #...: 8353437 Analysis Time...: 18:22
Dilution Factor: 1
Method.....: OCLP OLM04.2

<u>PARAMETER</u>	<u>RESULT</u>	<u>REPORTING</u>		
		<u>LIMIT</u>	<u>UNITS</u>	<u>MDL</u>
Toluene	ND	10	ug/L	1.0
cis-1,2-Dichloroethene	ND	10	ug/L	1.0
1,1,1-Trichloroethane	ND	10	ug/L	1.0
Trichloroethene	ND	10	ug/L	1.0
Vinyl chloride	ND	10	ug/L	1.0
	<u>PERCENT</u>	<u>RECOVERY</u>		
<u>SURROGATE</u>	<u>RECOVERY</u>	<u>LIMITS</u>		
Toluene-d8	88	(88 - 110)		
Bromofluorobenzene	93	(86 - 115)		
1,2-Dichloroethane-d4	95	(76 - 114)		

Leo Brausch Consulting

Client Sample ID: WG-18036-121108-010

GC/MS Volatiles

Lot-Sample #...: C8L120258-010 Work Order #...: K4L8K1AA Matrix.....: WATER
 Date Sampled...: 12/11/08 Date Received...: 12/12/08 MS Run #.....:
 Prep Date.....: 12/19/08 Analysis Date...: 12/19/08
 Prep Batch #...: 8354329 Analysis Time...: 09:02
 Dilution Factor: 1
 Method.....: OCLP OLM04.2

PARAMETER	RESULT	REPORTING		
		LIMIT	UNITS	MDL
Toluene	ND	10	ug/L	1.0
cis-1,2-Dichloroethene	ND	10	ug/L	1.0
1,1,1-Trichloroethane	ND	10	ug/L	1.0
Trichloroethene	ND	10	ug/L	1.0
Vinyl chloride	ND	10	ug/L	1.0

SURROGATE	PERCENT	RECOVERY
	RECOVERY	LIMITS
Toluene-d8	92	(88 - 110)
Bromofluorobenzene	102	(86 - 115)
1,2-Dichloroethane-d4	107	(76 - 114)

Leo Brausch Consulting

Client Sample ID: TB-18036-121108

GC/MS Volatiles

Lot-Sample #...: C8L120258-011 Work Order #...: K4L8M1AA Matrix.....: WATER
 Date Sampled...: 12/11/08 Date Received...: 12/12/08 MS Run #.....: 8353255
 Prep Date.....: 12/18/08 Analysis Date...: 12/18/08
 Prep Batch #...: 8353437 Analysis Time...: 13:15
 Dilution Factor: 1
 Method.....: OCLP OLM04.2

<u>PARAMETER</u>	<u>RESULT</u>	<u>REPORTING</u>		
		<u>LIMIT</u>	<u>UNITS</u>	<u>MDL</u>
Toluene	ND	10	ug/L	1.0
cis-1,2-Dichloroethene	ND	10	ug/L	1.0
1,1,1-Trichloroethane	ND	10	ug/L	1.0
Trichloroethene	ND	10	ug/L	1.0
Vinyl chloride	ND	10	ug/L	1.0

<u>SURROGATE</u>	<u>PERCENT RECOVERY</u>	<u>RECOVERY LIMITS</u>
Toluene-d8	99	(88 - 110)
Bromofluorobenzene	111	(86 - 115)
1,2-Dichloroethane-d4	110	(76 - 114)

METHOD BLANK REPORT

GC/MS Volatiles

Client Lot #...: C8L120258
 MB Lot-Sample #: C8L180000-437

Work Order #...: K40G51AA

Matrix.....: WATER

Analysis Date...: 12/18/08
 Dilution Factor: 1

Prep Date.....: 12/18/08
 Prep Batch #...: 8353437

Analysis Time...: 12:51

<u>PARAMETER</u>	<u>RESULT</u>	<u>REPORTING</u>		
		<u>LIMIT</u>	<u>UNITS</u>	<u>METHOD</u>
cis-1,2-Dichloroethene	ND	10	ug/L	OCLP OLM04.2
Toluene	ND	10	ug/L	OCLP OLM04.2
1,1,1-Trichloroethane	ND	10	ug/L	OCLP OLM04.2
Trichloroethene	ND	10	ug/L	OCLP OLM04.2
Vinyl chloride	ND	10	ug/L	OCLP OLM04.2

<u>SURROGATE</u>	<u>PERCENT</u>	<u>RECOVERY</u>
	<u>RECOVERY</u>	<u>LIMITS</u>
Toluene-d8	93	(88 - 110)
Bromofluorobenzene	105	(86 - 115)
1,2-Dichloroethane-d4	100	(76 - 114)

NOTE(S):

Calculations are performed before rounding to avoid round-off errors in calculated results.

METHOD BLANK REPORT

GC/MS Volatiles

Client Lot #...: C8L120258
MB Lot-Sample #: C8L190000-329
Analysis Date...: 12/19/08
Dilution Factor: 1

Work Order #...: K42QJ1AA
Prep Date.....: 12/19/08
Prep Batch #...: 8354329

Matrix.....: WATER
Analysis Time...: 08:36

<u>PARAMETER</u>	<u>RESULT</u>	<u>REPORTING</u>		<u>METHOD</u>
		<u>LIMIT</u>	<u>UNITS</u>	
cis-1,2-Dichloroethene	ND	10	ug/L	OCLP OLM04.2
Toluene	ND	10	ug/L	OCLP OLM04.2
1,1,1-Trichloroethane	ND	10	ug/L	OCLP OLM04.2
Trichloroethene	ND	10	ug/L	OCLP OLM04.2
Vinyl chloride	ND	10	ug/L	OCLP OLM04.2

<u>SURROGATE</u>	<u>PERCENT</u>	<u>RECOVERY</u>
	<u>RECOVERY</u>	<u>LIMITS</u>
Toluene-d8	92	(88 - 110)
Bromofluorobenzene	104	(86 - 115)
1,2-Dichloroethane-d4	109	(76 - 114)

NOTE (S) :

Calculations are performed before rounding to avoid round-off errors in calculated results.

LABORATORY CONTROL SAMPLE EVALUATION REPORT

GC/MS Volatiles

Client Lot #...: C8L120258 Work Order #...: K40G51AC Matrix.....: WATER
 LCS Lot-Sample#: C8L180000-437
 Prep Date.....: 12/18/08 Analysis Date...: 12/18/08
 Prep Batch #...: 8353437 Analysis Time...: 14:07
 Dilution Factor: 1

<u>PARAMETER</u>	<u>PERCENT RECOVERY</u>	<u>RECOVERY LIMITS</u>	<u>METHOD</u>
Trichloroethene	100	(71 - 120)	OCLP OLM04.2
Toluene	94	(76 - 125)	OCLP OLM04.2
1,1-Dichloroethene	98	(61 - 145)	OCLP OLM04.2
Benzene	107	(76 - 127)	OCLP OLM04.2
Chlorobenzene	97	(75 - 130)	OCLP OLM04.2

<u>SURROGATE</u>	<u>PERCENT RECOVERY</u>	<u>RECOVERY LIMITS</u>
Toluene-d8	96	(88 - 110)
Bromofluorobenzene	106	(86 - 115)
1,2-Dichloroethane-d4	102	(76 - 114)

NOTE (S) :

Calculations are performed before rounding to avoid round-off errors in calculated results.

Bold print denotes control parameters

LABORATORY CONTROL SAMPLE EVALUATION REPORT

GC/MS Volatiles

Client Lot #...: C8L120258 Work Order #...: K42QJ1AC Matrix.....: WATER
 LCS Lot-Sample#: C8L190000-329
 Prep Date.....: 12/19/08 Analysis Date...: 12/19/08
 Prep Batch #...: 8354329 Analysis Time...: 09:32
 Dilution Factor: 1

<u>PARAMETER</u>	<u>PERCENT RECOVERY</u>	<u>RECOVERY LIMITS</u>	<u>METHOD</u>
Trichloroethene	94	(71 - 120)	OCLP OLM04.2
Toluene	88	(76 - 125)	OCLP OLM04.2
1,1-Dichloroethene	102	(61 - 145)	OCLP OLM04.2
Benzene	96	(76 - 127)	OCLP OLM04.2
Chlorobenzene	92	(75 - 130)	OCLP OLM04.2

<u>SURROGATE</u>	<u>PERCENT RECOVERY</u>	<u>RECOVERY LIMITS</u>
Toluene-d8	91	(88 - 110)
Bromofluorobenzene	99	(86 - 115)
1,2-Dichloroethane-d4	105	(76 - 114)

NOTE (S):

Calculations are performed before rounding to avoid round-off errors in calculated results.

Bold print denotes control parameters

MATRIX SPIKE SAMPLE EVALUATION REPORT

GC/MS Volatiles

Client Lot #...: C8L120258 Work Order #...: K4L8E1AE-MS Matrix.....: WATER
 MS Lot-Sample #: C8L120258-006 K4L8E1AF-MSD
 Date Sampled...: 12/11/08 Date Received...: 12/12/08 MS Run #.....: 8353255
 Prep Date.....: 12/18/08 Analysis Date...: 12/18/08
 Prep Batch #...: 8353437 Analysis Time...: 14:32
 Dilution Factor: 1

<u>PARAMETER</u>	<u>PERCENT RECOVERY</u>	<u>RECOVERY LIMITS</u>	<u>RPD</u>	<u>RPD LIMITS</u>	<u>METHOD</u>
Toluene	96	(76 - 125)			OCLP OLM04.2
	99	(76 - 125)	2.2	(0-13)	OCLP OLM04.2
Trichloroethene	100	(71 - 120)			OCLP OLM04.2
	100	(71 - 120)	0.28	(0-14)	OCLP OLM04.2
1,1-Dichloroethene	107	(61 - 145)			OCLP OLM04.2
	108	(61 - 145)	0.07	(0-14)	OCLP OLM04.2
Benzene	106	(76 - 127)			OCLP OLM04.2
	106	(76 - 127)	0.24	(0-11)	OCLP OLM04.2
Chlorobenzene	98	(75 - 130)			OCLP OLM04.2
	100	(75 - 130)	2.1	(0-13)	OCLP OLM04.2

<u>SURROGATE</u>	<u>PERCENT RECOVERY</u>	<u>RECOVERY LIMITS</u>
Toluene-d8	98	(88 - 110)
	98	(88 - 110)
Bromofluorobenzene	102	(86 - 115)
	103	(86 - 115)
1,2-Dichloroethane-d4	101	(76 - 114)
	105	(76 - 114)

NOTE(S) :

Calculations are performed before rounding to avoid round-off errors in calculated results.
 Bold print denotes control parameters

Leo Brausch Consulting

Client Sample ID: WG-18036-121108-001

TOTAL Metals

Lot-Sample #...: C8L120258-001
 Date Sampled...: 12/11/08

Date Received...: 12/12/08

Matrix.....: WATER

<u>PARAMETER</u>	<u>RESULT</u>	<u>REPORTING</u>		<u>METHOD</u>	<u>PREPARATION-</u>	<u>WORK</u>
		<u>LIMIT</u>	<u>UNITS</u>		<u>ANALYSIS DATE</u>	<u>ORDER #</u>
Prep Batch #...: 8348169						
Cadmium	0.23 B	5	ug/L	ICLP ILM04.0/4.1	12/13-12/29/08	K4L661AC
		Dilution Factor: 1		Analysis Time...: 16:17	MS Run #.....: 8348092	
		MDL.....: 0.12				
Lead	2.4 B	3	ug/L	ICLP ILM04.0/4.1	12/13-12/29/08	K4L661AD
		Dilution Factor: 1		Analysis Time...: 16:17	MS Run #.....: 8348092	
		MDL.....: 1.4				

NOTE(S) :

B Estimated result. Result is less than RL.

Leo Brausch Consulting

Client Sample ID: WG-18036-121108-002

TOTAL Metals

Lot-Sample #...: C8L120258-002

Matrix.....: WATER

Date Sampled...: 12/11/08

Date Received...: 12/12/08

<u>PARAMETER</u>	<u>RESULT</u>	<u>REPORTING LIMIT</u>	<u>UNITS</u>	<u>METHOD</u>	<u>PREPARATION- ANALYSIS DATE</u>	<u>WORK ORDER #</u>
Prep Batch #...: 8348169						
Cadmium	ND	5	ug/L	ICLP ILM04.0/4.1	12/13-12/29/08	K4L761AC
		Dilution Factor: 1		Analysis Time...: 16:35	MS Run #.....: 8348092	
		MDL.....: 0.12				
Lead	3.2	3	ug/L	ICLP ILM04.0/4.1	12/13-12/29/08	K4L761AD
		Dilution Factor: 1		Analysis Time...: 16:35	MS Run #.....: 8348092	
		MDL.....: 1.4				

Leo Brausch Consulting

Client Sample ID: WG-18036-121108-003

TOTAL Metals

Lot-Sample #...: C8L120258-003

Matrix.....: WATER

Date Sampled...: 12/11/08

Date Received...: 12/12/08

<u>PARAMETER</u>	<u>RESULT</u>	<u>REPORTING</u>		<u>METHOD</u>	<u>PREPARATION-</u>	<u>WORK</u>
		<u>LIMIT</u>	<u>UNITS</u>		<u>ANALYSIS DATE</u>	<u>ORDER #</u>
Prep Batch #...: 8348169						
Cadmium	0.55 B	5	ug/L	ICLP ILM04.0/4.1	12/13-12/29/08	K4L781AC
		Dilution Factor: 1		Analysis Time...: 16:40	MS Run #.....: 8348092	
		MDL.....: 0.12				
Lead	11.5	3	ug/L	ICLP ILM04.0/4.1	12/13-12/29/08	K4L781AD
		Dilution Factor: 1		Analysis Time...: 16:40	MS Run #.....: 8348092	
		MDL.....: 1.4				

NOTE(S) :

B Estimated result. Result is less than RL.

Leo Brausch Consulting

Client Sample ID: WG-18036-121108-004

TOTAL Metals

Lot-Sample #...: C8L120258-004

Matrix.....: WATER

Date Sampled...: 12/11/08

Date Received...: 12/12/08

<u>PARAMETER</u>	<u>RESULT</u>	<u>REPORTING LIMIT</u>	<u>UNITS</u>	<u>METHOD</u>	<u>PREPARATION- ANALYSIS DATE</u>	<u>WORK ORDER #</u>
Prep Batch #...: 8348169						
Cadmium	ND	5	ug/L	ICLP ILM04.0/4.1	12/13-12/29/08	K4L8A1AC
		Dilution Factor: 1		Analysis Time...: 16:45	MS Run #.....: 8348092	
		MDL.....: 0.12				
Lead	3.2	3	ug/L	ICLP ILM04.0/4.1	12/13-12/29/08	K4L8A1AD
		Dilution Factor: 1		Analysis Time...: 16:45	MS Run #.....: 8348092	
		MDL.....: 1.4				

Leo Brausch Consulting

Client Sample ID: WG-18036-121108-005

TOTAL Metals

Lot-Sample #...: C8L120258-005

Matrix.....: WATER

Date Sampled...: 12/11/08

Date Received...: 12/12/08

<u>PARAMETER</u>	<u>RESULT</u>	<u>REPORTING LIMIT</u>	<u>UNITS</u>	<u>METHOD</u>	<u>PREPARATION- ANALYSIS DATE</u>	<u>WORK ORDER #</u>
Prep Batch #...: 8348169						
Cadmium	ND	5	ug/L	ICLP ILM04.0/4.1	12/13-12/29/08	K4L8D1AC
		Dilution Factor: 1		Analysis Time...: 16:49	MS Run #.....: 8348092	
		MDL.....: 0.12				
Lead	4.6	3	ug/L	ICLP ILM04.0/4.1	12/13-12/29/08	K4L8D1AD
		Dilution Factor: 1		Analysis Time...: 16:49	MS Run #.....: 8348092	
		MDL.....: 1.4				

Leo Brausch Consulting

Client Sample ID: WG-18036-121108-006

TOTAL Metals

Lot-Sample #...: C8L120258-006

Matrix.....: WATER

Date Sampled...: 12/11/08

Date Received...: 12/12/08

<u>PARAMETER</u>	<u>RESULT</u>	<u>REPORTING LIMIT</u>	<u>UNITS</u>	<u>METHOD</u>	<u>PREPARATION- ANALYSIS DATE</u>	<u>WORK ORDER #</u>
Prep Batch #...: 8348169						
Cadmium	ND	5	ug/L	ICLP ILM04.0/4.1	12/13-12/29/08	K4L8E1AC
		Dilution Factor: 1		Analysis Time...: 17:03	MS Run #.....: 8348092	
		MDL.....: 0.12				
Lead	3.2	3	ug/L	ICLP ILM04.0/4.1	12/13-12/29/08	K4L8E1AD
		Dilution Factor: 1		Analysis Time...: 17:03	MS Run #.....: 8348092	
		MDL.....: 1.4				

Leo Brausch Consulting

Client Sample ID: WG-18036-121108-007

TOTAL Metals

Lot-Sample #...: C8L120258-007

Matrix.....: WATER

Date Sampled...: 12/11/08

Date Received...: 12/12/08

<u>PARAMETER</u>	<u>RESULT</u>	<u>REPORTING</u> <u>LIMIT</u>	<u>UNITS</u>	<u>METHOD</u>	<u>PREPARATION-</u> <u>ANALYSIS DATE</u>	<u>WORK</u> <u>ORDER #</u>
Prep Batch #...: 8348169						
Cadmium	ND	5	ug/L	ICLP ILM04.0/4.1	12/13-12/29/08	K4L8F1AC
		Dilution Factor: 1		Analysis Time..: 17:07	MS Run #.....: 8348092	
		MDL.....: 0.12				
Lead	5.4	3	ug/L	ICLP ILM04.0/4.1	12/13-12/29/08	K4L8F1AD
		Dilution Factor: 1		Analysis Time..: 17:07	MS Run #.....: 8348092	
		MDL.....: 1.4				

Leo Brausch Consulting

Client Sample ID: WG-18036-121108-008

TOTAL Metals

Lot-Sample #...: C8L120258-008

Matrix.....: WATER

Date Sampled...: 12/11/08

Date Received...: 12/12/08

<u>PARAMETER</u>	<u>RESULT</u>	<u>REPORTING</u>		<u>METHOD</u>	<u>PREPARATION-</u>	<u>WORK</u>
		<u>LIMIT</u>	<u>UNITS</u>		<u>ANALYSIS DATE</u>	<u>ORDER #</u>
Prep Batch #...: 8348169						
Cadmium	ND	5	ug/L	ICLP ILM04.0/4.1	12/13-12/29/08	K4L8G1AC
		Dilution Factor: 1		Analysis Time..: 17:12	MS Run #.....: 8348092	
		MDL.....: 0.12				
Lead	3.5	3	ug/L	ICLP ILM04.0/4.1	12/13-12/29/08	K4L8G1AD
		Dilution Factor: 1		Analysis Time..: 17:12	MS Run #.....: 8348092	
		MDL.....: 1.4				

Leo Brausch Consulting

Client Sample ID: WG-18036-121108-009

TOTAL Metals

Lot-Sample #...: C8L120258-009

Matrix.....: WATER

Date Sampled...: 12/11/08

Date Received...: 12/12/08

<u>PARAMETER</u>	<u>RESULT</u>	<u>REPORTING LIMIT</u>	<u>UNITS</u>	<u>METHOD</u>	<u>PREPARATION- ANALYSIS DATE</u>	<u>WORK ORDER #</u>
Prep Batch #...: 8348169						
Cadmium	ND	5	ug/L	ICLP ILM04.0/4.1	12/13-12/29/08	K4L8J1AC
		Dilution Factor: 1		Analysis Time...: 17:16	MS Run #.....: 8348092	
		MDL.....: 0.12				
Lead	ND	3	ug/L	ICLP ILM04.0/4.1	12/13-12/29/08	K4L8J1AD
		Dilution Factor: 1		Analysis Time...: 17:16	MS Run #.....: 8348092	
		MDL.....: 1.4				

Leo Brausch Consulting

Client Sample ID: WG-18036-121108-010

TOTAL Metals

Lot-Sample #...: C8L120258-010

Matrix.....: WATER

Date Sampled...: 12/11/08

Date Received...: 12/12/08

<u>PARAMETER</u>	<u>RESULT</u>	<u>REPORTING LIMIT</u>	<u>UNITS</u>	<u>METHOD</u>	<u>PREPARATION- ANALYSIS DATE</u>	<u>WORK ORDER #</u>
Prep Batch #...: 8348169						
Cadmium	ND	5	ug/L	ICLP ILM04.0/4.1	12/13-12/29/08	K4L8K1AC
		Dilution Factor: 1		Analysis Time..: 17:21	MS Run #.....: 8348092	
		MDL.....: 0.12				
Lead	ND	3	ug/L	ICLP ILM04.0/4.1	12/13-12/29/08	K4L8K1AD
		Dilution Factor: 1		Analysis Time..: 17:21	MS Run #.....: 8348092	
		MDL.....: 1.4				

METHOD BLANK REPORT

TOTAL Metals

Client Lot #...: C8L120258

Matrix.....: WATER

<u>PARAMETER</u>	<u>RESULT</u>	<u>REPORTING LIMIT</u>	<u>UNITS</u>	<u>METHOD</u>	<u>PREPARATION- ANALYSIS DATE</u>	<u>WORK ORDER #</u>
MB Lot-Sample #: C8L130000-169 Prep Batch #... : 8348169						
Cadmium	ND	5.0	ug/L	ICLP ILM04.0/4.1	12/13-12/29/08	K4N9V1AA
		Dilution Factor: 1				
		Analysis Time..: 16:09				
Lead	ND	3.0	ug/L	ICLP ILM04.0/4.1	12/13-12/29/08	K4N9V1AC
		Dilution Factor: 1				
		Analysis Time..: 16:09				

NOTE(S) :

Calculations are performed before rounding to avoid round-off errors in calculated results.

LABORATORY CONTROL SAMPLE EVALUATION REPORT

TOTAL Metals

Client Lot #....: C8L120258

Matrix.....: WATER

<u>PARAMETER</u>	<u>PERCENT RECOVERY</u>	<u>RECOVERY LIMITS</u>	<u>METHOD</u>	<u>PREPARATION- ANALYSIS DATE</u>	<u>WORK ORDER #</u>
LCS Lot-Sample#:	C8L130000-169	Prep Batch #....:	8348169		
Cadmium	102	(80 - 120)	ICLP ILM04.0/4.1	12/13-12/29/08	K4N9V1AD
		Dilution Factor: 1		Analysis Time..: 16:13	
Lead	97	(80 - 120)	ICLP ILM04.0/4.1	12/13-12/29/08	K4N9V1AE
		Dilution Factor: 1		Analysis Time..: 16:13	

NOTE(S) :

Calculations are performed before rounding to avoid round-off errors in calculated results.

MATRIX SPIKE SAMPLE EVALUATION REPORT

TOTAL Metals

Client Lot #...: C8L120258
Date Sampled...: 12/11/08

Date Received...: 12/12/08

Matrix.....: WATER

<u>PARAMETER</u>	<u>PERCENT RECOVERY</u>	<u>RECOVERY LIMITS</u>	<u>METHOD</u>	<u>PREPARATION- ANALYSIS DATE</u>	<u>WORK ORDER #</u>
MS Lot-Sample #: C8L120258-001 Prep Batch #...: 8348169					
Cadmium	100	(75 - 125)	ICLP ILM04.0/4.1	12/13-12/29/08	K4L661AE
		Dilution Factor: 1	Analysis Time...: 16:17		
		MS Run #.....: 8348092			
Lead	102	(75 - 125)	ICLP ILM04.0/4.1	12/13-12/29/08	K4L661AF
		Dilution Factor: 1	Analysis Time...: 16:17		
		MS Run #.....: 8348092			

NOTE(S) :

Calculations are performed before rounding to avoid round-off errors in calculated results.

