

Mr. Todd Caffoe  
Regional Hazardous Waste Remediation Engineer  
New York State Department of Environmental Conservation  
6274 Avon-Lima Road  
Avon, New York 14414-9519

Arcadis of New York, Inc.  
295 Woodcliff Drive  
Third Floor  
Suite 301  
Fairport  
New York 14450  
Tel 585 385 0090  
Fax 585 385 4198  
[www.arcadis.com](http://www.arcadis.com)

Subject:  
Semiannual Groundwater Monitoring and Reporting  
Crosman Site  
East Bloomfield, New York

Dear Mr. Caffoe:

Date:  
December 22, 2015

On behalf of Crosman Corporation and New Coleman Holdings, Inc. (collectively, Crosman), Arcadis of New York, Inc. has prepared this letter report to update the New York State Department of Environmental Conservation (NYSDEC) on the results of the semiannual groundwater sampling event conducted in October 2015 at the Crosman site, located in East Bloomfield, New York (site).

Contact:  
William B. Popham

Phone:  
585.662.4022

The groundwater monitoring program at the site has gone through several changes over time. Presently, as requested in the *Semiannual Groundwater Monitoring Report*, dated December 22, 2010 and approved by the NYSDEC, the groundwater program currently includes semiannual sampling of monitoring wells PW-1, MW-4, MW-5, MW-13, MW-14, and MW-15 (conducted in April and October) and annual sampling of monitoring wells MW-3A, MW-17, MW-18, MW-19, and MW-20 (conducted in April).

Email:  
[bill.popham@arcadis.com](mailto:bill.popham@arcadis.com)

Our ref:  
B0041501.0001

## GROUNDWATER MONITORING

On October 21, 2015, Arcadis collected groundwater quality samples from monitoring wells PW-1, MW-4, MW-5, MW-13, MW-14, and MW-15. Site-wide water-level measurements were also obtained and are presented in Table 1. Figure 1 represents the groundwater elevation contour map for the October 2015 groundwater sampling event.

ALS Environmental (formerly Columbia Analytical Services) laboratory in Rochester, New York, analyzed the groundwater quality samples for volatile organic compounds by United States Environmental Protection Agency Method 8260. Table 2 presents the laboratory analytical results for this event, as well as for previous sampling events (past 10 years to present). Attachment 1 provides the laboratory report documenting the practical quantitation limits and dilution factors.

Analytical data from October 2015 reflects little change in levels of trichloroethene (TCE); overall decreases observed at select wells are consistent with historical fluctuations. In addition, monitoring wells located at the perimeter of the contaminant plume continue to show that the plume is not migrating offsite. Below is a summary of the findings:

- An increase in concentration in production well PW-1 – from 69 parts per billion (ppb) in April 2015 to 98 ppb in October 2015.
- A continued non-detectable concentration in monitoring wells MW-4, MW-14, and MW-15.
- An increase in concentration in monitoring well MW-5 – from 5.7 ppb in April 2015 to 6.4 ppb in October 2015.
- An increase in concentration in monitoring well MW-13 – from 180 ppb in April 2015 to 400 ppb in October 2015.

Figure 2 provides a map depicting TCE concentrations in groundwater over time (past 10 years to present). For clarity purposes, only data for the groundwater monitoring wells included in the present monitoring program are shown on this figure.

The TCE concentration in the effluent from the cooling pond also remains below the State Pollutant Discharge Elimination System permitted level of 10 ppb.

## **PUMP WELL OPERATIONS**

The groundwater elevation contours (Figure 1) for the groundwater monitoring event show that production well PW-1 continues to influence and capture groundwater flow, thereby maintaining hydraulic control of the site. Therefore, operation of PW-1 continues to maintain hydraulic control of the TCE plume

Mr. Todd Caffoe  
December 22, 2015

contained in the groundwater system and to demonstrably abate the potential for direct human exposure.

In addition, these groundwater monitoring results continue to demonstrate that the state's water quality standard of 5 ppb for TCE is being achieved at the limits of the area of concern to the extent practicable. Therefore, the remedial goals of the NYSDEC's March 26, 1997 Record of Decision and the remedial action objectives set forth in the *Remedial Design/Remedial Action Work Plan* (Blasland, Bouck & Lee, Inc., May 1997) continue to be achieved.

The first semiannual groundwater sampling event for 2016 is tentatively scheduled for the week of April 18, 2016. As in the past, upon receipt and review of the analytical data, a report will be prepared and submitted to the NYSDEC.

If you should have any questions, feel free to contact me at 585.662.4022.

Sincerely,

Arcadis of New York, Inc.



William B. Popham  
Senior Vice President

Copies:

Justin Deming, New York State Department of Health  
Timothy S. Martin, Esq., New Coleman Holdings, Inc.  
Keith Berger, Esq., New Coleman Holdings, Inc.  
Thomas F. Walsh, Esq., Hiscock & Barclay, LLP  
Gina Thomas, Crosman Corporation  
Aaron D. Richardson, Arcadis of New York, Inc.

Enclosures:

**Tables**

- 1 Groundwater Elevation Data
- 2 Groundwater Analytical Results

**Figures**

- 1 Groundwater Elevation Contour Map
- 2 Map of Trichloroethylene Concentrations in Groundwater

Mr. Todd Caffoe  
December 22, 2015

### **Attachments**

- 1 Laboratory Data

# TABLES



**Table 1**  
**Groundwater Elevation Data**

**Crosman Site**  
**East Bloomfield, New York**

Location I.D.	T.O.R. Reference Elevation	October 24, 2005		January 25, 2006		April 11, 2006		July 20, 2006		October 24, 2006		January 25, 2007	
		Depth to Water	Groundwater Elevation	Depth to Water	Groundwater Elevation	Depth to Water	Groundwater Elevation	Depth to Water	Groundwater Elevation	Depth to Water	Groundwater Elevation	Depth to Water	Groundwater Elevation
MW-1	1052.09	15.84	1036.25	7.91	1044.18	8.55	1043.54	--	--	9.11	1042.98	7.03	1045.06
MW-1A	1051.86	70.04	981.82	70.70	981.16	76.5	975.36	72.2	979.66	72.04	979.82	70.91	980.95
MW-2	1018	49.47	968.53	48.95	969.05	48.21	969.79	50.01	967.99	50.65	967.35	42.18	975.82
MW-3	1018.31	26.68	991.63	26.92	991.39	28.2	990.11	26.75	991.56	26.38	991.93	27.14	991.17
MW-3A	1017.81	48.34	969.47	49.10	968.71	47.59	970.22	50.73	967.08	49.96	967.85	47.76	970.05
MW-4	976.42	18.61	957.81	17.33	959.09	17.63	958.79	20.35	956.07	19.11	957.31	15.96	960.46
MW-5	978.93	16.32	962.61	18.64	960.29	15.02	963.91	17.17	961.76	17.03	961.9	13.99	964.94
MW-6	1015.95	47.12	968.83	46.58	969.37	45.85	970.1	47.58	968.37	48.16	967.79	45.6	970.35
MW-7	979.31	17.12	962.19	15.89	963.42	15.66	963.65	17.89	961.42	19.61	959.7	14.36	964.95
MW-8	1025.62	48.01	977.61	48.46	977.16	48.36	977.26	48.89	976.73	49.83	975.79	48.58	977.04
MW-9	1026.09	51.68	974.41	52.88	973.21	51.94	974.15	52.36	973.73	53.38	972.71	52.33	973.76
MW-10	1023.87	52.52	971.35	52.68	971.19	51.23	972.64	53.2	970.67	53.96	969.91	52.86	971.01
MW-11	1016.48	53.98	962.50	53.71	962.77	55.66	960.82	54.63	961.85	57.50	958.98	53.1	963.38
MW-12	981.84	24.14	957.70	23.12	958.72	23.23	958.61	26.01	955.83	24.87	956.97	21.74	960.1
MW-13	996.97	32.06	964.91	31.13	965.84	30.49	966.48	32.13	964.84	32.89	964.08	29.91	967.06
MW-14	1021.66	56.57	965.09	55.91	965.75	55.22	966.44	57.12	964.54	57.51	964.15	54.61	967.05
MW-15	971.9	15.86	956.04	12.63	959.27	12.79	959.11	15.49	956.41	15.19	956.71	11.41	960.49
MW-16	1026.88	54.35	972.53	54.55	972.33	54.09	972.79	55.01	971.87	55.84	971.04	54.25	972.63
MW-17	1024.17	48.10	976.07	49.65	974.52	49.41	974.76	51.38	972.79	50.54	973.63	52.48	971.69
MW-18	1002.64	35.64	967.00	33.93	966.71	33.77	968.87	35.49	967.15	35.24	967.4	33.5	969.14
MW-19	979.81	22.75	957.06	19.01	960.80	19.38	960.43	22.94	956.87	21.90	957.91	17.31	962.5
MW-20 (1)	1026.09	51.43	974.66	51.90	974.19	51.64	974.45	52.18	973.91	53.05	973.04	52.02	974.07
MW-21	--	51.89	--	52.28	--	51.94	--	52.66	--	55.49	--	53.02	--
PZ-1	1024.33	51.06	973.27	51.51	972.82	51.13	973.2	51.74	972.59	52.66	971.67	51.5	972.83
PZ-2	1024.89	54.62	970.27	54.58	970.31	53.82	971.07	55.31	969.58	55.95	968.94	54.07	970.82
PZ-3	979.23	20.71	958.52	--	--	20.31	958.92	22.66	956.57	21.68	957.55	--	--
PW-1	971.85	--	--	14.78	957.07	16.08	955.77	19.1	952.75	16.33	955.52	13.3	958.55

Notes on page 5.

**Table 1**  
**Groundwater Elevation Data**

**Crosman Site**  
**East Bloomfield, New York**

Location I.D.	T.O.R. Reference Elevation	April 26, 2007		July 26, 2007		October 24, 2007		January 23, 2008		April 21, 2008		July 24, 2008	
		Depth to Water	Groundwater Elevation	Depth to Water	Groundwater Elevation	Depth to Water	Groundwater Elevation	Depth to Water	Groundwater Elevation	Depth to Water	Groundwater Elevation	Depth to Water	Groundwater Elevation
MW-1	1052.09	5.57	1046.52	6.74	1045.35	18.72	1033.37	9.78	1042.31	13.95	1038.14	14.3	1037.79
MW-1A	1051.86	69.12	982.74	68.83	983.03	70.63	981.23	73.88	977.98	71.48	980.38	70.83	981.03
MW-2	1018	46.13	971.87	47.96	970.04	50.28	967.72	50.46	967.54	48.18	969.82	49.76	968.24
MW-3	1018.31	26.28	992.03	27.97	990.34	28.84	989.47	27.52	990.79	27	991.31	27.42	990.89
MW-3A	1017.81	45.93	971.88	47.25	970.56	49.4	968.41	49.94	967.87	48.21	969.6	50.1	967.71
MW-4	976.42	12.43	963.99	18.60	957.82	20.92	955.5	18.78	957.64	15.19	961.23	19.54	956.88
MW-5	978.93	10.91	968.02	15.41	963.52	17.68	961.25	16.89	962.04	13.7	965.23	16.69	962.24
MW-6	1015.95	43.56	972.39	45.42	970.53	47.9	968.05	48.17	967.78	45.88	970.07	47.24	968.71
MW-7	979.31	10.7	968.61	16.14	963.17	18.34	960.97	17.5	961.81	13.97	965.34	17.35	961.96
MW-8	1025.62	47.03	978.59	46.81	978.81	48.52	977.1	49.52	976.1	49.29	976.33	48.69	976.93
MW-9	1026.09	50.97	975.12	50.44	975.65	52.02	974.07	53.31	972.78	52.82	973.27	52.4	973.69
MW-10	1023.87	50.86	973.01	51.19	972.68	53.15	970.72	53.84	970.03	52.68	971.19	53.07	970.8
MW-11	1016.48	51.44	965.04	52.94	963.54	54.68	961.8	54.81	961.67	53.04	963.44	54.15	962.33
MW-12	981.84	18.35	963.49	24.23	957.61	26.6	955.24	24.29	957.55	21.15	960.69	25.24	956.6
MW-13	996.97	27.15	969.82	30.64	966.33	33.05	963.92	32.49	964.48	29.61	967.36	32.22	964.75
MW-14	1021.66	52.09	969.57	55.11	966.55	57.43	964.23	57.34	964.32	54.5	967.16	56.59	965.07
MW-15	971.9	7.42	964.48	14.30	957.60	16.29	955.61	14.83	957.07	9.71	962.19	14.94	956.96
MW-16	1026.88	52.67	974.21	52.84	974.04	54.94	971.94	55.88	971	60.35	966.53	54.81	972.07
MW-17	1024.17	48.95	975.22	48.00	976.17	49.2	974.97	50.34	973.83	50.11	974.06	49.81	974.36
MW-18	1002.64	31.18	971.46	33.90	968.74	36.01	966.63	35.29	967.35	33.38	969.26	35.12	967.52
MW-19	979.81	12.84	966.97	21.45	958.36	24.25	955.56	21.76	958.05	18.45	961.36	22.28	957.53
MW-20 (1)	1026.09	50.73	975.36	50.26	975.83	51.9	974.19	52.99	973.1	52.52	973.57	52.14	973.95
MW-21	--	47.31	---	50.74	--	52.45	--	52.5	--	53.6	--	53.5	---
PZ-1	1024.33	50.1	974.23	49.76	974.57	51.6	972.73	52.67	971.66	51.98	972.35	51.72	972.61
PZ-2	1024.89	52.4	972.49	53.24	971.65	55.24	969.65	55.89	969	54.25	970.64	55.04	969.85
PZ-3	979.23	15.36	963.87	21.26	957.97	23.19	956.04	21.28	957.95	18.17	961.06	22.75	956.48
PW-1	971.85	11.05	960.8	15.90	955.95	18.2	953.65	16.88	954.97	13.9	957.95	17.99	953.86

Notes on page 5.

**Table 1**  
**Groundwater Elevation Data**

**Crosman Site**  
**East Bloomfield, New York**

Location I.D.	T.O.R. Reference Elevation	October 29, 2008		April 22, 2009		October 27, 2009		April 16, 2010		October 22, 2010	
		Depth to Water	Groundwater Elevation	Depth to Water	Groundwater Elevation	Depth to Water	Groundwater Elevation	Depth to Water	Groundwater Elevation	Depth to Water	Groundwater Elevation
MW-1	1052.09	13.09	1039	7.30	1044.79	16.03	1036.06	7.88	1044.21	13.65	1038.44
MW-1A	1051.86	72.15	979.71	71.47	980.39	71.27	980.59	71.86	980.00	72.08	979.78
MW-2	1018	50.91	967.09	47.25	970.75	50.11	967.89	48.96	969.04	51.12	966.88
MW-3	1018.31	27.25	991.06	27.50	990.81	28.42	989.89	27.57	990.74	27.53	990.78
MW-3A	1017.81	49.73	968.08	47.18	970.63	50.35	967.46	48.84	968.97	50.22	967.59
MW-4	976.42	NR	---	14.98	961.44	19.79	956.63	15.92	960.50	21.44	954.98
MW-5	978.93	18.13	960.8	13.19	965.74	17.01	961.92	19.85	959.08	18.14	960.79
MW-6	1015.95	48.38	967.57	44.68	971.27	47.70	968.25	46.54	969.41	48.80	967.15
MW-7	979.31	18.32	960.99	13.54	965.77	17.71	961.60	15.26	964.05	18.70	960.61
MW-8	1025.62	NR	---	NR	---	48.88	976.74	49.44	976.18	50.39	975.23
MW-9	1026.09	53.29	972.8	51.92	974.17	52.51	973.58	53.11	972.98	53.69	972.40
MW-10	1023.87	54.94	968.93	51.75	972.12	53.58	970.29	53.25	970.62	54.56	969.31
MW-11	1016.48	54.82	961.66	52.31	964.17	57.31	959.17	56.36	960.12	55.40	961.08
MW-12	981.84	26.16	955.68	20.79	961.05	24.96	956.88	21.80	960.04	27.27	954.57
MW-13	996.97	33.35	963.62	28.96	968.01	32.57	964.40	30.58	966.39	33.52	963.45
MW-14	1021.66	57.8	963.86	53.72	967.94	57.12	964.54	55.28	966.38	58.35	963.31
MW-15	971.9	15.59	956.31	10.54	961.36	19.82	952.08	15.43	956.47	19.36	952.54
MW-16	1026.88	57.63	969.25	55.49	971.39	55.35	971.53	55.55	971.33	56.52	970.36
MW-17	1024.17	50.3	973.87	49.36	974.81	52.38	971.79	53.25	970.92	50.61	973.56
MW-18	1002.64	36.03	966.61	32.62	970.02	35.49	967.15	36.65	965.99	39.20	963.44
MW-19	979.81	23.42	956.39	16.80	963.01	22.95	956.86	19.44	960.37	23.59	956.22
MW-20 (1)	1026.09	53.06	973.03	51.63	974.46	52.25	973.84	52.84	973.25	53.84	972.25
MW-21	--	53.94	---	51.95	---	54.15	---	52.92	---	53.93	---
PZ-1	1024.33	53.72	970.61	51.09	973.24	51.88	972.45	52.23	972.10	53.24	971.09
PZ-2	1024.89	55.95	968.94	53.32	971.57	55.30	969.59	54.72	970.17	56.53	968.36
PZ-3	979.23	23.1	956.13	17.16	962.07	21.70	957.53	18.43	960.80	24.24	954.99
PW-1	971.85	19	952.85	13.55	958.30	16.81	955.04	16.10	957.35	20.01	951.84

Notes on page 5.



**Table 1**  
**Groundwater Elevation Data**

**Crosman Site**  
**East Bloomfield, New York**

Location I.D.	T.O.R. Reference Elevation	April 21, 2011		October 20, 2011		April 16, 2012		October 10, 2012		April 8, 2013	
		Depth to Water	Groundwater Elevation	Depth to Water	Groundwater Elevation	Depth to Water	Groundwater Elevation	Depth to Water	Groundwater Elevation	Depth to Water	Groundwater Elevation
MW-1	1052.09	6.02	1046.07	15.31	1036.78	8.59	1043.50	18.25	1033.84	8.97	1043.12
MW-1A	1051.86	72.12	979.74	71.15	980.71	71.60	980.26	72.08	979.78	24.39	1027.47
MW-2	1018	48.64	969.36	50.57	967.43	51.18	966.82	51.70	966.30	51.15	966.85
MW-3	1018.31	26.40	991.91	27.01	991.3	28.72	989.59	27.98	990.33	27.81	990.50
MW-3A	1017.81	48.51	969.3	49.43	968.38	48.79	969.02	50.49	967.32	50.98	966.83
MW-4	976.42	14.34	962.08	21.80	954.62	18.24	958.18	22.80	953.62	18.37	958.05
MW-5	978.93	19.23	959.7	17.87	961.06	15.76	963.17	19.10	959.83	20.05	958.88
MW-6	1015.95	46.27	969.68	48.08	967.87	46.54	969.41	49.22	966.73	48.80	967.15
MW-7	979.31	13.60	965.71	18.59	960.72	16.52	962.79	19.76	959.55	17.57	961.74
MW-8	1025.62	49.84	975.78	NR	---	49.05	976.57	49.85	975.77	24.31	1001.31
MW-9	1026.09	53.59	972.5	52.50	973.59	52.76	973.33	53.57	972.52	34.89	991.20
MW-10	1023.87	53.08	970.79	53.29	970.58	52.79	971.08	54.51	969.36	55.09	968.78
MW-11	1016.48	53.48	963	54.72	961.76	54.05	962.43	55.88	960.60	55.05	961.43
MW-12	981.84	20.12	961.72	27.54	954.3	23.87	957.97	29.14	952.70	24.01	957.83
MW-13	996.97	29.85	967.12	33.34	963.63	31.41	965.56	34.49	962.48	38.94	958.03
MW-14	1021.66	54.70	966.96	57.75	963.91	56.02	965.64	58.88	962.78	57.72	963.94
MW-15	971.9	10.13	961.77	19.39	952.51	14.09	957.81	16.71	955.19	18.12	953.78
MW-16	1026.88	55.42	971.46	55.22	971.66	55.81	971.07	56.31	970.57	57.12	969.76
MW-17	1024.17	53.83	970.34	49.59	974.58	53.09	971.08	50.59	973.58	52.09	972.08
MW-18	1002.64	37.42	965.22	36.15	966.49	37.95	964.69	36.92	965.72	38.35	964.29
MW-19	979.81	16.13	963.68	24.35	955.46	20.60	959.21	25.50	954.31	21.80	958.01
MW-20 (1)	1026.09	53.29	972.8	52.34	973.75	52.44	973.65	53.39	972.70	54.81	971.28
MW-21	--	53.52	---	48.85	---	-	---	53.59	---	54.95	---
PZ-1	1024.33	52.78	971.55	51.98	972.35	51.92	972.41	52.96	971.37	54.23	970.10
PZ-2	1024.89	54.87	970.02	55.62	969.27	54.68	970.21	56.66	968.23	56.87	968.02
PZ-3	979.23	16.54	962.69	24.40	954.83	21.03	958.20	26.07	953.16	20.94	958.29
PW-1	971.85	12.09	959.76	20.22	951.63	16.43	955.42	21.19	950.66	16.81	955.04

Notes on page 5.

**Table 1**  
**Groundwater Elevation Data**

**Crosman Site**  
**East Bloomfield, New York**

Location I.D.	T.O.R. Reference Elevation	October 16, 2013		April 9, 2014		October 29, 2014		April 22, 2015		October 21, 2015	
		Depth to Water	Groundwater Elevation	Depth to Water	Groundwater Elevation	Depth to Water	Groundwater Elevation	Depth to Water	Groundwater Elevation	Depth to Water	Groundwater Elevation
MW-1	1052.09	15.55	1036.54	6.67	1045.42	13.33	1038.76	6.30	1045.79	12.89	1039.20
MW-1A	1051.86	24.37	1027.49	24.35	1027.51	24.55	1027.31	24.75	1027.11	71.11	980.75
MW-2	1018	50.80	967.20	50.45	967.55	50.14	967.86	48.75	969.25	49.75	968.25
MW-3	1018.31	27.95	990.36	25.57	992.74	27.77	990.54	26.63	991.68	27.74	990.57
MW-3A	1017.81	50.13	967.68	50.49	967.32	49.53	968.28	48.71	969.10	49.40	968.41
MW-4	976.42	18.60	957.82	14.79	961.63	20.45	955.97	15.70	960.72	21.55	954.87
MW-5	978.93	15.35	963.58	14.74	964.19	17.19	961.74	14.29	964.64	16.80	962.13
MW-6	1015.95	48.34	967.61	48.20	967.75	47.69	968.26	46.09	969.86	47.16	968.79
MW-7	979.31	17.75	961.56	14.72	964.59	17.71	961.60	14.59	964.72	18.18	961.13
MW-8	1025.62	50.15	975.47	51.23	974.39	49.26	976.36	49.05	976.57	48.61	977.01
MW-9	1026.09	53.67	972.42	54.82	971.27	52.75	973.34	52.59	973.50	51.95	974.14
MW-10	1023.87	54.23	969.64	54.74	969.13	53.33	970.54	52.60	971.27	52.75	971.12
MW-11	1016.48	55.22	961.26	54.55	961.93	54.63	961.85	53.31	963.17	54.43	962.05
MW-12	981.84	24.73	957.11	20.69	961.15	26.11	955.73	21.52	960.32	27.70	954.14
MW-13	996.97	32.68	964.29	31.33	965.64	32.63	964.34	21.33	975.64	28.11	968.86
MW-14	1021.66	57.34	964.32	56.54	965.12	57.14	964.52	55.11	966.55	57.08	964.58
MW-15	971.9	13.96	957.94	12.30	959.60	15.32	956.58	10.59	961.31	15.60	956.30
MW-16	1026.88	56.11	970.77	56.81	970.07	55.14	971.74	54.56	972.32	54.45	972.43
MW-17	1024.17	50.84	973.33	51.92	972.25	50.00	974.17	50.21	973.96	49.55	974.62
MW-18	1002.64	35.59	967.05	13.77	988.87	35.34	967.30	NR	---	34.58	968.06
MW-19	979.81	22.33	957.48	15.45	964.36	22.59	957.22	16.73	963.08	23.29	956.52
MW-20 (1)	1026.09	53.49	972.60	54.44	971.65	52.55	973.54	52.24	973.85	51.71	974.38
MW-21	--	53.59	---	--	---	60.87	---	50.71	---	50.91	---
PZ-1	1024.33	53.03	971.30	53.93	970.40	51.95	972.38	NR	---	51.33	973.00
PZ-2	1024.89	56.18	968.71	56.45	968.44	55.34	969.55	54.45	970.44	54.93	969.96
PZ-3	979.23	21.82	957.41	17.51	961.72	23.19	956.04	18.05	961.18	24.60	954.63
PW-1	971.85	17.55	954.30	12.57	959.28	18.35	953.50	12.68	959.17	19.72	952.13

**Notes:**

All data are expressed in feet.

T.O.R. = top of polyvinyl chloride riser

PW reference elevation is taken from baseplate of well pump as provided in Labella's *Preliminary Site Assessment Report* (August 1993).

Wells MW-17, MW-18, MW-19, IRM-1, PZ-1, and PZ-2 were installed during October and November 1994.

Monitoring well MW-1A was installed on September 18 and 19, 1996.

(1) Monitoring well MW-20 was formerly IRM-1.

MW-21 was installed July 31, 2000 through August 3, 2000.

PZ-3 was installed on May 14, 2001.

Groundwater elevations for May and June 2001 were taken during the hydraulic control test for well PW-1.

Depth to water measurements for October 2004 were taken between October 27 to 29, 2004.

NR = not recorded

**Table 2**  
**Program Monitoring Wells**  
**Groundwater Analytical Results**

**Crosman Site**  
**East Bloomfield, New York**

Well I.D.	MW-3A							
Date Sampled	24-Oct-05	25-Jan-06	11-Apr-06	20-Jul-06	25-Jan-07	26-Jul-07	23-Jan-08	24-Jul-08
<b>Volatiles</b>								
Acetone	-	-	-	-	-	-	-	-
Benzene	-	-	-	-	-	-	-	-
Bromodichloromethane	-	-	-	-	-	-	-	-
Bromoform	-	-	-	-	-	-	-	-
Carbon Disulfide	-	-	-	-	-	-	-	-
Carbon Tetrachloride	-	-	-	-	-	-	-	-
Chlorobenzene	-	-	-	-	-	-	-	-
Chloroform	-	-	-	-	-	-	-	-
cis-1,2-Dichloroethene	-	-	-	-	-	-	-	-
trans-1,2-Dichloroethene	-	-	-	-	-	-	-	-
Dibromochloromethane	-	-	-	-	-	-	-	-
1,1-Dichloroethane	-	-	-	-	-	-	-	-
1,1-Dichloroethene	-	-	-	-	-	-	-	-
1,1,2,2-Tetrachloroethane	-	-	-	-	-	-	-	-
Methylene Chloride	-	-	-	-	-	-	-	-
Tetrachloroethene	-	-	-	-	-	-	-	-
Trichloroethene	110	120	100	130	110	120	65	53
Toluene	-	-	-	-	-	-	-	-
Xylenes (total)	-	-	-	-	-	-	-	-

Notes on page 27.

**Table 2**  
**Program Monitoring Wells**  
**Groundwater Analytical Results**

**Crosman Site**  
**East Bloomfield, New York**

Well I.D.	MW-3A (cont.)						
Date Sampled	22-Apr-09	16-Apr-10	21-Apr-11	16-Apr-12	8-Apr-13	9-Apr-14	22-Apr-15
<b><i>Volatiles</i></b>							
Acetone	-	-	-	-	-	-	-
Benzene	-	-	-	-	-	-	-
Bromodichloromethane	-	-	-	-	-	-	-
Bromoform	-	-	-	-	-	-	-
Carbon Disulfide	-	-	-	-	-	-	-
Carbon Tetrachloride	-	-	-	-	-	-	-
Chlorobenzene	-	-	-	-	-	-	-
Chloroform	-	-	-	-	-	-	-
cis-1,2-Dichloroethene	-	-	-	-	-	-	-
trans-1,2-Dichloroethene	-	-	-	-	-	-	-
Dibromochloromethane	-	-	-	-	-	-	-
1,1-Dichloroethane	-	-	-	-	-	-	-
1,1-Dichloroethene	-	-	-	-	-	-	-
1,1,2,2-Tetrachloroethane	-	-	-	-	-	-	-
Methylene Chloride	-	-	-	-	-	-	-
Tetrachloroethene	-	-	-	-	-	-	-
Trichloroethene	91	230 D	240	210	190	280	250
Toluene	-	-	-	-	-	-	-
Xylenes (total)	-	-	-	-	-	-	-

Notes on page 27.

**Table 2**  
**Program Monitoring Wells**  
**Groundwater Analytical Results**

**Crosman Site**  
**East Bloomfield, New York**

Well I.D.	MW-4										
Date Sampled	24-Oct-06	25-Jan-07	26-Apr-07	26-Jul-07	24-Oct-07	23-Jan-08	21-Apr-08	24-Jul-08	29-Oct-08	22-Apr-09	27-Oct-09
<b>Volatiles</b>											
Acetone	-	-	-	-	-	-	-	-	-	-	-
Benzene	-	-	-	-	-	-	-	-	-	-	-
Bromodichloromethane	-	-	-	-	-	-	-	-	-	-	-
Bromoform	-	-	-	-	-	-	-	-	-	-	-
Carbon Disulfide	-	-	-	-	-	-	-	-	-	-	-
Carbon Tetrachloride	-	-	-	-	-	-	-	-	-	-	-
Chlorobenzene	-	-	-	-	-	-	-	-	-	-	-
Chloroform	-	-	-	-	-	-	-	-	-	-	-
cis-1,2-Dichloroethene	-	-	-	-	-	-	-	-	-	-	-
trans-1,2-Dichloroethene	-	-	-	-	-	-	-	-	-	-	-
Dibromochloromethane	-	-	-	-	-	-	-	-	-	-	-
1,1 - Dichloroethane	-	-	-	-	-	-	-	-	-	-	-
1,1 - Dichloroethene	-	-	-	-	-	-	-	-	-	-	-
1,1,2,2 - Tetrachloroethane	-	-	-	-	-	-	-	-	-	-	-
Methylene Chloride	-	-	-	-	-	-	-	-	-	-	-
Tetrachloroethene	-	-	-	-	-	-	-	-	-	-	-
Trichloroethene	8.6	-	-	-	-	5.6	-	-	-	-	-
Toluene	-	-	-	-	-	-	-	-	-	-	-
Xylenes (total)	-	-	-	-	-	-	-	-	-	-	-

Notes on page 27.

**Table 2**  
**Program Monitoring Wells**  
**Groundwater Analytical Results**

**Crosman Site**  
**East Bloomfield, New York**

Well I.D.	MW-4 (cont.)										
Date Sampled	22-Oct-10	21-Apr-11	20-Oct-11	16-Apr-12	10-Oct-12	8-Apr-13	16-Oct-13	9-Apr-14	29-Oct-14	22-Apr-15	21-Oct-15
<b>Volatiles</b>											
Acetone	-	-	-	-	-	-	-	-	-	-	-
Benzene	-	-	-	-	-	-	-	-	-	-	-
Bromodichloromethane	-	-	-	-	-	-	-	-	-	-	-
Bromoform	-	-	-	-	-	-	-	-	-	-	-
Carbon Disulfide	-	-	-	-	-	-	-	-	-	-	-
Carbon Tetrachloride	-	-	-	-	-	-	-	-	-	-	-
Chlorobenzene	-	-	-	-	-	-	-	-	-	-	-
Chloroform	-	-	-	-	-	-	-	-	-	-	-
cis-1,2-Dichloroethene	-	-	-	-	-	-	-	-	-	-	-
trans-1,2-Dichloroethene	-	-	-	-	-	-	-	-	-	-	-
Dibromochloromethane	-	-	-	-	-	-	-	-	-	-	-
1,1 - Dichloroethane	-	-	-	-	-	-	-	-	-	-	-
1,1 - Dichloroethene	-	-	-	-	-	-	-	-	-	-	-
1,1,2,2 - Tetrachloroethane	-	-	-	-	-	-	-	-	-	-	-
Methylene Chloride	-	-	-	-	-	-	-	-	-	-	-
Tetrachloroethene	-	-	-	-	-	-	-	-	-	-	-
Trichloroethene	-	-	-	-	-	4.06	-	-	-	-	-
Toluene	-	-	-	-	-	-	-	-	-	-	-
Xylenes (total)	-	-	-	-	-	-	-	-	-	-	-

Notes on page 27.

**Table 2**  
**Program Monitoring Wells**  
**Groundwater Analytical Results**

**Crosman Site**  
**East Bloomfield, New York**

Well I.D.	MW-5								
Date Sampled	24-Oct-05	25-Jan-06	11-Apr-06	20-Jul-06	24-Oct-06	25-Jan-07	26-Apr-07	26-Jul-07	24-Oct-07
<b>Volatiles</b>									
Acetone	-	-	-	-	-	-	-	-	-
Benzene	-	-	-	-	-	-	-	-	-
Bromodichloromethane	-	-	-	-	-	-	-	-	-
Bromoform	-	-	-	-	-	-	-	-	-
Carbon Disulfide	-	-	-	-	-	-	-	-	-
Carbon Tetrachloride	-	-	-	-	-	-	-	-	-
Chlorobenzene	-	-	-	-	-	-	-	-	-
Chloroform	-	-	-	-	-	-	-	-	-
cis-1,2-Dichloroethene	-	-	-	-	-	-	-	-	-
trans-1,2-Dichloroethene	-	-	-	-	-	-	-	-	-
Dibromochloromethane	-	-	-	-	-	-	-	-	-
1,1-Dichloroethane	-	-	-	-	-	-	-	-	-
1,1-Dichloroethene	-	-	-	-	-	-	-	-	-
1,1,2,2-Tetrachloroethane	-	-	-	-	-	-	-	-	-
Methylene Chloride	-	-	-	-	-	-	-	-	-
Tetrachloroethene	-	-	-	-	-	-	-	-	-
Trichloroethene	5.5	-	-	18	16	17	35	25	26
Toluene	-	-	-	-	-	-	-	-	-
Xylenes (total)	-	-	-	-	-	-	-	-	-

Notes on page 27.

**Table 2**  
**Program Monitoring Wells**  
**Groundwater Analytical Results**

**Crosman Site**  
**East Bloomfield, New York**

Well I.D.	MW-5 (cont.)								
Date Sampled	23-Jan-08	21-Apr-08	24-Jul-08	29-Oct-08	22-Apr-09	27-Oct-09	16-Apr-10	22-Oct-10	21-Apr-11
<b>Volatiles</b>									
Acetone	-	-	-	-	-	-	-	-	-
Benzene	-	-	-	-	-	-	-	-	-
Bromodichloromethane	-	-	-	-	-	-	-	-	-
Bromoform	-	-	-	-	-	-	-	-	-
Carbon Disulfide	-	-	-	-	-	-	-	-	-
Carbon Tetrachloride	-	-	-	-	-	-	-	-	-
Chlorobenzene	-	-	-	-	-	-	-	-	-
Chloroform	-	-	-	-	-	-	-	-	-
cis-1,2-Dichloroethene	-	-	-	-	-	-	-	-	-
trans-1,2-Dichloroethene	-	-	-	-	-	-	-	-	-
Dibromochloromethane	-	-	-	-	-	-	-	-	-
1,1-Dichloroethane	-	-	-	-	-	-	-	-	-
1,1-Dichloroethene	-	-	-	-	-	-	-	-	-
1,1,2,2-Tetrachloroethane	-	-	-	-	-	-	-	-	-
Methylene Chloride	-	-	-	-	-	-	-	-	-
Tetrachloroethene	-	-	-	-	-	-	-	-	-
Trichloroethene	23	21	26	29	24	31	28	29	29
Toluene	-	-	-	-	-	-	-	-	-
Xylenes (total)	-	-	-	-	-	-	-	-	-

Notes on page 27.



**Table 2**  
**Program Monitoring Wells**  
**Groundwater Analytical Results**

**Crosman Site**  
**East Bloomfield, New York**

Well I.D.	MW-5 (cont.)								
Date Sampled	20-Oct-11	16-Apr-12	10-Oct-12	8-Apr-13	16-Oct-13	9-Apr-14	29-Oct-14	22-Apr-15	21-Oct-15
<b>Volatiles</b>									
Acetone	-	-	-	-	-	-	-	-	-
Benzene	-	-	-	-	-	-	-	-	-
Bromodichloromethane	-	-	-	-	-	-	-	-	-
Bromoform	-	-	-	-	-	-	-	-	-
Carbon Disulfide	-	-	-	-	-	-	-	-	-
Carbon Tetrachloride	-	-	-	-	-	-	-	-	-
Chlorobenzene	-	-	-	-	-	-	-	-	-
Chloroform	-	-	-	-	-	-	-	-	-
cis-1,2-Dichloroethene	-	-	-	6.28	9.6	-	8.8	17	15
trans-1,2-Dichloroethene	-	-	-	-	-	-	-	-	-
Dibromochloromethane	-	-	-	-	-	-	-	-	-
1,1-Dichloroethane	-	-	-	-	-	-	-	-	-
1,1-Dichloroethene	-	-	-	-	-	-	-	-	-
1,1,2,2-Tetrachloroethane	-	-	-	-	-	-	-	-	-
Methylene Chloride	-	-	-	-	-	-	-	-	-
Tetrachloroethene	-	-	-	-	-	-	-	-	-
Trichloroethene	27	23	33	16.4	19	7.9	8.7	5.7	6.4
Toluene	-	-	-	-	-	-	-	-	-
Xylenes (total)	-	-	-	-	-	-	-	-	-

Notes on page 27.

**Table 2**  
**Program Monitoring Wells**  
**Groundwater Analytical Results**

**Crosman Site**  
**East Bloomfield, New York**

Well I.D.	MW-13								
Date Sampled	24-Oct-05	25-Jan-06	11-Apr-06	20-Jul-06	25-Jan-07	26-Apr-07	26-Jul-07	24-Oct-07	23-Jan-08
<b>Volatiles</b>									
Acetone	-	-	-	-	-	-	-	-	-
Benzene	-	-	-	-	-	-	-	-	-
Bromodichloromethane	-	-	-	-	-	-	-	-	-
Bromoform	-	-	-	-	-	-	-	-	-
Carbon Disulfide	-	-	-	-	-	-	-	-	-
Carbon Tetrachloride	-	-	-	-	-	-	-	-	-
Chlorobenzene	-	-	-	-	-	-	-	-	-
Chloroform	-	-	-	-	-	-	-	-	-
cis-1,2-Dichloroethene	56	58	-	-	6.4 J	51	-	-	-
trans-1,2-Dichloroethene	-	-	-	-	-	-	-	-	-
Dibromochloromethane	-	-	-	-	-	-	-	-	-
1,1-Dichloroethane	-	-	-	-	-	-	-	-	-
1,1-Dichloroethene	-	-	-	-	-	-	-	-	-
1,1,2,2-Tetrachloroethane	-	-	-	-	-	-	-	-	-
Methylene Chloride	-	-	-	-	-	-	-	-	-
Tetrachloroethene	-	-	-	-	-	-	-	-	-
Trichloroethene	2100 D	1700	2100	2400	920	1600	2100	1900	580
Toluene	-	-	-	-	-	-	-	-	-
Xylenes (total)	-	-	-	-	-	-	-	-	-

Notes on page 27.

**Table 2**  
**Program Monitoring Wells**  
**Groundwater Analytical Results**

**Crosman Site**  
**East Bloomfield, New York**

Well I.D.	MW-13 (cont.)								
Date Sampled	21-Apr-08	24-Jul-08	29-Oct-08	22-Apr-09	27-Oct-09	16-Apr-10	22-Oct-10	21-Apr-11	20-Oct-11
<b>Volatiles</b>									
Acetone	-	-	-	-	-	-	-	-	-
Benzene	-	-	-	-	-	-	-	-	-
Bromodichloromethane	-	-	-	-	-	-	-	-	-
Bromoform	-	-	-	-	-	-	-	-	-
Carbon Disulfide	-	-	-	-	-	-	-	-	-
Carbon Tetrachloride	-	-	-	-	-	-	-	-	-
Chlorobenzene	-	-	-	-	-	-	-	-	-
Chloroform	-	-	-	-	-	-	-	-	-
cis-1,2-Dichloroethene	50	-	-	-	-	33	11	29	-
trans-1,2-Dichloroethene	-	-	-	-	-	-	-	-	-
Dibromochloromethane	-	-	-	-	-	-	-	-	-
1,1-Dichloroethane	-	-	-	-	-	-	-	-	-
1,1-Dichloroethene	-	-	-	-	-	-	-	-	-
1,1,2,2-Tetrachloroethane	-	-	-	-	-	-	-	-	-
Methylene Chloride	-	-	-	-	-	-	-	-	-
Tetrachloroethene	-	-	-	-	-	-	-	-	-
Trichloroethene	1300 D	1800	1000 D	1600	850 D	640	630 D	590	610
Toluene	-	-	-	-	-	-	-	-	-
Xylenes (total)	-	-	-	-	-	-	-	-	-

Notes on page 27.

**Table 2**  
**Program Monitoring Wells**  
**Groundwater Analytical Results**

**Crosman Site**  
**East Bloomfield, New York**

Well I.D.	MW-13 (cont.)							
Date Sampled	16-Apr-12	10-Oct-12	8-Apr-13	16-Oct-13	9-Apr-14	29-Oct-14	22-Apr-15	21-Oct-15
<b>Volatiles</b>								
Acetone	-	-	-	-	-	-	-	-
Benzaldehyde	-	-	-	-	-	-	-	-
Benzene	-	-	-	-	-	-	-	-
Bromodichloromethane	-	-	-	-	-	-	-	-
Bromoform	-	-	-	-	-	-	-	-
Carbon Disulfide	-	-	-	-	-	-	-	-
Carbon Tetrachloride	-	-	-	-	-	-	-	-
Chlorobenzene	-	-	-	-	-	-	-	-
Chloroform	-	-	-	-	-	-	-	-
cis-1,2-Dichloroethene	28	28	19.2	-	-	-	-	29
trans-1,2-Dichloroethene	-	-	-	-	-	-	-	-
Dibromochloromethane	-	-	-	-	-	-	-	-
1,1-Dichloroethane	-	-	-	-	-	-	-	-
1,1-Dichloroethene	-	-	-	-	-	-	-	-
1,2-Dichloroethene (total)	-	-	-	-	-	-	-	-
1,1,2,2-Tetrachloroethane	-	-	-	-	-	-	-	-
Methylene Chloride	-	-	-	-	-	-	-	-
Naphthalene	-	-	-	-	-	-	-	-
Tetrachloroethene	-	-	-	-	-	-	-	-
Trichloroethene	460	640	381	480	310	190	180	400 D
Toluene	-	-	-	-	-	-	-	-
Xylenes (total)	-	-	-	-	-	-	-	-

Notes on page 27.

**Table 2**  
**Program Monitoring Wells**  
**Groundwater Analytical Results**

**Crosman Site**  
**East Bloomfield, New York**

Well I.D.	MW-14								
Date Sampled	24-Oct-05	25-Jan-06	11-Apr-06	20-Jul-06	24-Oct-06	25-Jan-07	26-Apr-07	26-Jul-07	24-Oct-07
<b>Volatiles</b>									
Acetone	-	-	-	-	-	-	-	-	-
Benzene	-	-	-	-	-	-	-	-	-
Bromodichloromethane	-	-	-	-	-	-	-	-	-
Bromoform	-	-	-	-	-	-	-	-	-
Carbon Disulfide	-	-	-	-	-	-	-	-	-
Carbon Tetrachloride	-	-	-	-	-	-	-	-	-
Chlorobenzene	-	-	-	-	-	-	-	-	-
Chloroform	-	-	-	-	-	-	-	-	-
cis-1,2-Dichloroethene	-	-	-	-	-	-	-	-	-
trans-1,2-Dichloroethene	-	-	-	-	-	-	-	-	-
Dibromochloromethane	-	-	-	-	-	-	-	-	-
1,1-Dichloroethane	-	-	-	-	-	-	-	-	-
1,1-Dichloroethene	-	-	-	-	-	-	-	-	-
1,1,2,2-Tetrachloroethane	-	-	-	-	-	-	-	-	-
Methylene Chloride	-	-	-	-	-	-	-	-	-
Tetrachloroethene	-	-	-	-	-	-	-	-	-
Trichloroethene	34	5.9	14	46	20	17	19	47	32
Toluene	-	-	-	-	-	-	-	-	-
Xylenes (total)	-	-	-	-	-	-	-	-	-

Notes on page 27.

**Table 2**  
**Program Monitoring Wells**  
**Groundwater Analytical Results**

**Crosman Site**  
**East Bloomfield, New York**

Well I.D.	MW-14 (cont.)								
Date Sampled	23-Jan-08	21-Apr-08	24-Jul-08	29-Oct-08	22-Apr-09	27-Oct-09	16-Apr-10	22-Oct-10	21-Apr-11
<b><i>Volatiles</i></b>									
Acetone	-	-	-	-	-	-	-	-	-
Benzene	-	-	-	-	-	-	-	-	-
Bromodichloromethane	-	-	-	-	-	-	-	-	-
Bromoform	-	-	-	-	-	-	-	-	-
Carbon Disulfide	-	-	-	-	-	-	-	-	-
Carbon Tetrachloride	-	-	-	-	-	-	-	-	-
Chlorobenzene	-	-	-	-	-	-	-	-	-
Chloroform	-	-	-	-	-	-	-	-	-
cis-1,2-Dichloroethene	-	-	-	-	-	-	-	-	-
trans-1,2-Dichloroethene	-	-	-	-	-	-	-	-	-
Dibromochloromethane	-	-	-	-	-	-	-	-	-
1,1-Dichloroethane	-	-	-	-	-	-	-	-	-
1,1-Dichloroethene	-	-	-	-	-	-	-	-	-
1,1,2,2-Tetrachloroethane	-	-	-	-	-	-	-	-	-
Methylene Chloride	-	-	-	-	-	-	-	-	-
Tetrachloroethene	-	-	-	-	-	-	-	-	-
Trichloroethene	-	-	15	-	-	10	-	-	-
Toluene	-	-	-	-	-	-	-	-	-
Xylenes (total)	-	-	-	-	-	-	-	-	-

Notes on page 27.

**Table 2**  
**Program Monitoring Wells**  
**Groundwater Analytical Results**

**Crosman Site**  
**East Bloomfield, New York**

Well I.D.	MW-14 (cont.)								
Date Sampled	20-Oct-11	16-Apr-12	10-Oct-12	8-Apr-13	16-Oct-13	9-Apr-14	29-Oct-14	22-Apr-15	21-Oct-15
<b>Volatiles</b>									
Acetone	-	-	-	-	-	-	-	-	-
Benzaldehyde	-	-	-	-	-	-	-	-	-
Benzene	-	-	-	-	-	-	-	-	-
Bromodichloromethane	-	-	-	-	-	-	-	-	-
Bromoform	-	-	-	-	-	-	-	-	-
Carbon Disulfide	-	-	-	-	-	-	-	-	-
Carbon Tetrachloride	-	-	-	-	-	-	-	-	-
Chlorobenzene	-	-	-	-	-	-	-	-	-
Chloroform	-	-	-	-	-	-	-	-	-
cis-1,2-Dichloroethene	-	-	-	-	-	-	-	-	-
trans-1,2-Dichloroethene	-	-	-	-	-	-	-	-	-
Dibromochloromethane	-	-	-	-	-	-	-	-	-
1,1-Dichloroethane	-	-	-	-	-	-	-	-	-
1,1-Dichloroethene	-	-	-	-	-	-	-	-	-
1,2-Dichloroethene (total)	-	-	-	-	-	-	-	-	-
1,1,2,2-Tetrachloroethane	-	-	-	-	-	-	-	-	-
Methylene Chloride	-	-	-	-	-	-	-	-	-
Naphthalene	-	-	-	-	-	-	-	-	-
Tetrachloroethene	-	-	-	-	-	-	-	-	-
Trichloroethene	-	-	-	-	-	-	-	-	-
Toluene	-	-	-	-	-	-	-	-	-
Xylenes (total)	-	-	-	-	-	-	-	-	-

Notes on page 27.

**Table 2**  
**Program Monitoring Wells**  
**Groundwater Analytical Results**

**Crosman Site**  
**East Bloomfield, New York**

Well I.D.	MW-15									
Date Sampled	24-Oct-05	11-Apr-06	25-Jan-07	26-Jul-07	23-Jan-08	24-Jul-08	22-Apr-09	27-Oct-09	16-Apr-10	22-Oct-10
<b>Volatiles</b>										
Acetone	-	-	-	-	-	-	-	-	-	-
Benzene	-	-	-	-	-	-	-	-	-	-
Bromodichloromethane	-	-	-	-	-	-	-	-	-	-
Bromoform	-	-	-	-	-	-	-	-	-	-
Carbon Disulfide	-	-	-	-	-	-	-	-	-	-
Carbon Tetrachloride	-	-	-	-	-	-	-	-	-	-
Chlorobenzene	-	-	-	-	-	-	-	-	-	-
Chloroform	-	-	-	-	-	-	-	-	-	-
cis-1,2-Dichloroethene	-	-	-	-	-	-	-	-	-	-
trans-1,2-Dichloroethene	-	-	-	-	-	-	-	-	-	-
Dibromochloromethane	-	-	-	-	-	-	-	-	-	-
1,1-Dichloroethane	-	-	-	-	-	-	-	-	-	-
1,1-Dichloroethene	-	-	-	-	-	-	-	-	-	-
1,1,2,2-Tetrachloroethane	-	-	-	-	-	-	-	-	-	-
Methylene Chloride	-	-	-	-	-	-	-	-	-	-
Tetrachloroethene	-	-	-	-	-	-	-	-	-	-
Trichloroethene	-	-	-	-	-	-	-	-	-	-
Toluene	-	-	-	-	-	-	-	-	-	-
Xylenes (total)	-	-	-	-	-	-	-	-	-	-

Notes on page 27.



**Table 2**  
**Program Monitoring Wells**  
**Groundwater Analytical Results**

**Crosman Site**  
**East Bloomfield, New York**

Well I.D.	MW-15 (cont.)									
Date Sampled	21-Apr-11	20-Oct-11	16-Apr-12	10-Oct-12	8-Apr-13	16-Oct-13	9-Apr-14	29-Oct-14	22-Apr-15	21-Oct-15
<b><i>Volatiles</i></b>										
Acetone	-	-	-	-	-	-	-	-	-	-
Benzene	-	-	-	-	-	-	-	-	-	-
Bromodichloromethane	-	-	-	-	-	-	-	-	-	-
Bromoform	-	-	-	-	-	-	-	-	-	-
Carbon Disulfide	-	-	-	-	-	-	-	-	-	-
Carbon Tetrachloride	-	-	-	-	-	-	-	-	-	-
Chlorobenzene	-	-	-	-	-	-	-	-	-	-
Chloroform	-	-	-	-	-	-	-	-	-	-
cis-1,2-Dichloroethene	-	-	-	-	-	-	-	-	-	-
trans-1,2-Dichloroethene	-	-	-	-	-	-	-	-	-	-
Dibromochloromethane	-	-	-	-	-	-	-	-	-	-
1,1-Dichloroethane	-	-	-	-	-	-	-	-	-	-
1,1-Dichloroethene	-	-	-	-	-	-	-	-	-	-
1,1,2,2-Tetrachloroethane	-	-	-	-	-	-	-	-	-	-
Methylene Chloride	-	-	-	-	-	-	-	-	-	-
Tetrachloroethene	-	-	-	-	-	-	-	-	-	-
Trichloroethene	-	-	-	-	-	-	-	-	-	-
Toluene	-	-	-	-	-	-	-	-	-	-
Xylenes (total)	-	-	-	-	-	-	-	-	-	-

Notes on page 27.

**Table 2**  
**Program Monitoring Wells**  
**Groundwater Analytical Results**

**Crosman Site**  
**East Bloomfield, New York**

Well I.D.	MW-17							
Date Sampled	24-Oct-05	25-Jan-06	11-Apr-06	20-Jul-06	24-Oct-06	25-May-07	24-Oct-07	21-Apr-08
<b>Volatiles</b>								
Acetone	-	-	-	-	-	-	-	-
Benzene	-	-	-	-	-	-	-	-
Bromodichloromethane	-	-	-	-	-	-	-	-
Bromoform	-	-	-	-	-	-	-	-
Carbon Disulfide	-	-	-	-	-	-	-	-
Carbon Tetrachloride	-	-	-	-	-	-	-	-
Chlorobenzene	-	-	-	-	-	-	-	-
Chloroform	-	-	-	-	-	-	-	-
cis-1,2-Dichloroethene	-	-	-	-	-	-	-	-
trans-1,2-Dichloroethene	-	-	-	-	-	-	-	-
Dibromochloromethane	-	-	-	-	-	-	-	-
1,1-Dichloroethane	-	-	-	-	-	-	-	-
1,1-Dichloroethene	-	-	-	-	-	-	-	-
1,1,2,2-Tetrachloroethane	-	-	-	-	-	-	-	-
Methylene Chloride	-	-	-	-	-	-	-	-
Tetrachloroethene	-	-	-	-	-	-	-	-
Trichloroethene	370	350	370	380	470 D	590 D	660	670
Toluene	-	-	-	-	-	-	-	-
Xylenes (total)	-	-	-	-	-	-	-	-

Notes on page 27.

**Table 2**  
**Program Monitoring Wells**  
**Groundwater Analytical Results**

**Crosman Site**  
**East Bloomfield, New York**

Well I.D.	MW-17 (cont.)							
Date Sampled	29-Oct-08	22-Apr-09	16-Apr-10	21-Apr-11	16-Apr-12	8-Apr-13	9-Apr-14	22-Apr-15
<b>Volatiles</b>								
Acetone	-	-	-	-	-	-	-	-
Benzene	-	-	-	-	-	-	-	-
Bromodichloromethane	-	-	-	-	-	-	-	-
Bromoform	-	-	-	-	-	-	-	-
Carbon Disulfide	-	-	-	-	-	-	-	-
Carbon Tetrachloride	-	-	-	-	-	-	-	-
Chlorobenzene	-	-	-	-	-	-	-	-
Chloroform	-	-	-	-	-	-	-	-
cis-1,2-Dichloroethene	-	-	-	-	-	6.48	-	-
trans-1,2-Dichloroethene	-	-	25	-	25	13.4	-	-
Dibromochloromethane	-	-	-	-	-	-	-	-
1,1-Dichloroethane	-	-	-	-	-	-	-	-
1,1-Dichloroethene	-	-	-	-	-	-	-	-
1,1,2,2-Tetrachloroethane	-	-	-	-	-	-	-	-
Methylene Chloride	-	-	-	-	-	-	-	-
Tetrachloroethene	-	-	-	-	-	-	-	-
Trichloroethene	710	500	480	510	370	324	440	400
Toluene	-	-	-	-	-	-	-	-
Xylenes (total)	-	-	-	-	-	-	-	-

Notes on page 27.

**Table 2**  
**Program Monitoring Wells**  
**Groundwater Analytical Results**

**Crosman Site**  
**East Bloomfield, New York**

Well I.D.	MW-18								
Date Sampled	5-Apr-05	24-Oct-05	11-Apr-06	25-Jan-07	26-Jul-07	23-Jan-08	24-Jul-08	22-Apr-09	27-Oct-09
<b>Volatiles</b>									
Acetone	-	-	-	-	-	-	-	-	-
Benzene	-	-	-	-	-	-	-	-	-
Bromodichloromethane	-	-	-	-	-	-	-	-	-
Bromoform	-	-	-	-	-	-	-	-	-
Carbon Disulfide	-	-	-	-	-	-	-	-	-
Carbon Tetrachloride	-	-	-	-	-	-	-	-	-
Chlorobenzene	-	-	-	-	-	-	-	-	-
Chloroform	-	-	-	-	-	-	-	-	-
cis-1,2-Dichloroethene	-	-	-	-	-	-	-	-	-
trans-1,2-Dichloroethene	-	-	-	-	-	-	-	-	-
Dibromochloromethane	-	-	-	-	-	-	-	-	-
1,1-Dichloroethane	-	-	-	-	-	-	-	-	-
1,1-Dichloroethene	-	-	-	-	-	-	-	-	-
1,1,2,2-Tetrachloroethane	-	-	-	-	-	-	-	-	-
Methylene Chloride	-	-	-	-	-	-	-	-	-
Tetrachloroethene	-	-	-	-	-	-	-	-	-
Trichloroethene	-	-	-	-	-	-	-	-	-
Toluene	-	-	-	-	-	-	-	-	-
Xylenes (total)	-	-	-	-	-	-	-	-	-

Notes on page 27.

**Table 2**  
**Program Monitoring Wells**  
**Groundwater Analytical Results**

**Crosman Site**  
**East Bloomfield, New York**

Well I.D.	MW-18 (cont.)							
Date Sampled	16-Apr-10	22-Oct-10	21-Apr-11	20-Oct-11	16-Apr-12	8-Apr-13	9-Apr-14	22-Apr-15
<b>Volatiles</b>								
Acetone	-	-	-	-	-	-	-	-
Benzene	-	-	-	-	-	-	-	-
Bromodichloromethane	-	-	-	-	-	-	-	-
Bromoform	-	-	-	-	-	-	-	-
Carbon Disulfide	-	-	-	-	-	-	-	-
Carbon Tetrachloride	-	-	-	-	-	-	-	-
Chlorobenzene	-	-	-	-	-	-	-	-
Chloroform	-	-	-	-	-	-	-	-
cis-1,2-Dichloroethene	-	-	-	-	-	-	-	-
trans-1,2-Dichloroethene	-	-	-	-	-	-	-	-
Dibromochloromethane	-	-	-	-	-	-	-	-
1,1-Dichloroethane	-	-	-	-	-	-	-	-
1,1-Dichloroethene	-	-	-	-	-	-	-	-
1,1,2,2-Tetrachloroethane	-	-	-	-	-	-	-	-
Methylene Chloride	-	-	-	-	-	-	-	-
Tetrachloroethene	-	-	-	-	-	-	-	-
Trichloroethene	-	-	-	-	-	-	-	-
Toluene	-	-	-	-	-	-	-	-
Xylenes (total)	-	-	-	-	-	-	-	-

Notes on page 27.

**Table 2**  
**Program Monitoring Wells**  
**Groundwater Analytical Results**

**Crosman Site**  
**East Bloomfield, New York**

Well I.D.	MW-19								
Date Sampled	5-Apr-05	24-Oct-05	11-Apr-06	24-Oct-06	26-Apr-07	24-Oct-07	21-Apr-08	29-Oct-08	22-Apr-09
<b><i>Volatiles</i></b>									
Acetone	-	-	-	-	-	-	-	-	-
Benzene	-	-	-	-	-	-	-	-	-
Bromodichloromethane	-	-	-	-	-	-	-	-	-
Bromoform	-	-	-	-	-	-	-	-	-
Carbon Disulfide	-	-	-	-	-	-	-	-	-
Carbon Tetrachloride	-	-	-	-	-	-	-	-	-
Chlorobenzene	-	-	-	-	-	-	-	-	-
Chloroform	-	-	-	-	-	-	-	-	-
cis-1,2-Dichloroethene	-	-	-	-	-	-	-	-	-
trans-1,2-Dichloroethene	-	-	-	-	-	-	-	-	-
Dibromochloromethane	-	-	-	-	-	-	-	-	-
1,1-Dichloroethane	-	-	-	-	-	-	-	-	-
1,1-Dichloroethene	-	-	-	-	-	-	-	-	-
1,1,2,2-Tetrachloroethane	-	-	-	-	-	-	-	-	-
Methylene Chloride	-	-	-	-	-	-	-	-	-
Tetrachloroethene	-	-	-	-	-	-	-	-	-
Trichloroethene	-	-	-	-	-	-	-	-	-
Toluene	-	-	-	-	-	-	-	-	-
Xylenes (total)	-	-	-	-	-	-	-	-	-

Notes on page 27.

**Table 2**  
**Program Monitoring Wells**  
**Groundwater Analytical Results**

**Crosman Site**  
**East Bloomfield, New York**

Well I.D.	MW-19 (cont.)								
Date Sampled	27-Oct-09	16-Apr-10	22-Oct-10	21-Apr-11	20-Oct-11	16-Apr-12	8-Apr-13	9-Apr-14	22-Apr-15
<b>Volatiles</b>									
Acetone	-	-	-	-	-	-	-	-	-
Benzene	-	-	-	-	-	-	-	-	-
Bromodichloromethane	-	-	-	-	-	-	-	-	-
Bromoform	-	-	-	-	-	-	-	-	-
2-Butanone	-	-	-	-	-	-	-	-	-
Carbon Disulfide	-	-	-	-	-	-	-	-	-
Carbon Tetrachloride	-	-	-	-	-	-	-	-	-
Chlorobenzene	-	-	-	-	-	-	-	-	-
Chloroform	-	-	-	-	-	-	-	-	-
cis-1,2-Dichloroethene	-	-	-	-	-	-	-	-	-
trans-1,2-Dichloroethene	-	-	-	-	-	-	-	-	-
Dibromochloromethane	-	-	-	-	-	-	-	-	-
1,1-Dichloroethane	-	-	-	-	-	-	-	-	-
1,1-Dichloroethene	-	-	-	-	-	-	-	-	-
1,2-Dichloroethene (total)	-	-	-	-	-	-	-	-	-
2-Hexanone	-	-	-	-	-	-	-	-	-
1,1,2,2-Tetrachloroethane	-	-	-	-	-	-	-	-	-
4-Methyl-2-pentanone	-	-	-	-	-	-	-	-	-
Methylene Chloride	-	-	-	-	-	-	-	-	-
Tetrachloroethene	-	-	-	-	-	-	-	-	-
Trichloroethene	-	-	-	-	-	-	-	-	-
Toluene	-	-	-	-	-	-	-	-	-
Xylenes (total)	-	-	-	-	-	-	-	-	-

Notes on page 27.

**Table 2**  
**Program Monitoring Wells**  
**Groundwater Analytical Results**

**Crosman Site**  
**East Bloomfield, New York**

Well I.D.	PW-1								
Date Sampled	24-Oct-05	25-Jan-06	11-Apr-06	20-Jul-06	24-Oct-06	25-Jan-07	26-Apr-07	26-Jul-07	24-Oct-07
<b>Volatiles</b>									
Acetone	-	-	-	-	-	-	-	-	-
Benzene	-	-	-	-	-	-	-	-	-
Bromodichloromethane	-	-	-	-	-	-	-	-	-
Bromoform	-	-	-	-	-	-	-	-	-
Carbon Disulfide	-	-	-	-	-	-	-	-	-
Carbon Tetrachloride	-	-	-	-	-	-	-	-	-
Chlorobenzene	-	-	-	-	-	-	-	-	-
Chloroform	-	-	-	-	-	-	-	-	-
cis-1,2-Dichloroethene	-	-	-	-	-	-	-	-	-
trans-1,2-Dichloroethene	-	-	-	-	-	-	-	-	-
Dibromochloromethane	-	-	-	-	-	-	-	-	-
1,1-Dichloroethane	-	-	-	-	-	-	-	-	-
1,1-Dichloroethene	-	-	-	-	-	-	-	-	-
1,1,2,2-Tetrachloroethane	-	-	-	-	-	-	-	-	-
Methylene Chloride	-	-	-	-	-	-	-	-	-
Tetrachloroethene	-	-	-	-	-	-	-	-	-
Trichloroethene	330	300	360	350	260	220	110	400 E	330 D
Toluene	-	-	-	-	-	-	-	-	-
Xylenes (total)	-	-	-	-	-	-	-	-	-

Notes on page 27.



**Table 2**  
**Program Monitoring Wells**  
**Groundwater Analytical Results**

**Crosman Site**  
**East Bloomfield, New York**

Well I.D.	PW-1 (cont.)								
Date Sampled	23-Jan-08	21-Apr-08	24-Jul-08	29-Oct-08	22-Apr-09	27-Oct-09	11-Apr-10	22-Oct-10	21-Apr-11
<b>Volatiles</b>									
Acetone	-	-	-	-	-	-	-	-	-
Benzene	-	-	-	-	-	-	-	-	-
Bromodichloromethane	-	-	-	-	-	-	-	-	-
Bromoform	-	-	-	-	-	-	-	-	-
Carbon Disulfide	-	-	-	-	-	-	-	-	-
Carbon Tetrachloride	-	-	-	-	-	-	-	-	-
Chlorobenzene	-	-	-	-	-	-	-	-	-
Chloroform	-	-	-	-	-	-	-	-	-
cis-1,2-Dichloroethene	-	-	-	-	-	-	-	-	-
trans-1,2-Dichloroethene	-	-	-	-	-	-	-	-	-
Dibromochloromethane	-	-	-	-	-	-	-	-	-
1,1-Dichloroethane	-	-	-	-	-	-	-	-	-
1,1-Dichloroethene	-	-	-	-	-	-	-	-	-
1,1,2,2-Tetrachloroethane	-	-	-	-	-	-	-	-	-
Methylene Chloride	-	-	-	-	-	-	-	-	-
Tetrachloroethene	-	-	-	-	-	-	-	-	-
Trichloroethene	280 D	160	290	220	92	260	150	200 D	92
Toluene	-	-	-	-	-	-	-	-	-
Xylenes (total)	-	-	-	-	-	-	-	-	-

Notes on page 27.

**Table 2**  
**Program Monitoring Wells**  
**Groundwater Analytical Results**

**Crosman Site**  
**East Bloomfield, New York**

Well I.D.	PW-1 (cont.)								
Date Sampled	20-Oct-11	16-Apr-12	10-Oct-12	8-Apr-13	16-Oct-13	9-Apr-14	29-Oct-14	27-Apr-15	21-Oct-15
<b>Volatiles</b>									
Acetone	-	-	-	-	-	-	-	-	-
Benzene	-	-	-	-	-	-	-	-	-
Bromodichloromethane	-	-	-	-	-	-	-	-	-
Bromoform	-	-	-	-	-	-	-	-	-
Carbon Disulfide	-	-	-	-	-	-	-	-	-
Carbon Tetrachloride	-	-	-	-	-	-	-	-	-
Chlorobenzene	-	-	-	-	-	-	-	-	-
Chloroform	-	-	-	-	-	-	-	-	-
cis-1,2-Dichloroethene	-	-	-	-	-	-	-	-	-
trans-1,2-Dichloroethene	-	-	-	-	-	-	-	-	-
Dibromochloromethane	-	-	-	-	-	-	-	-	-
1,1-Dichloroethane	-	-	-	-	-	-	-	-	-
1,1-Dichloroethene	-	-	-	-	-	-	-	-	-
1,1,2,2-Tetrachloroethane	-	-	-	-	-	-	-	-	-
Methylene Chloride	-	-	-	-	-	-	-	-	-
Tetrachloroethene	-	-	-	-	-	-	-	-	-
Trichloroethene	160	130	150	105	140	120	110	69	98
Toluene	-	-	-	-	-	-	-	-	-
Xylenes (total)	-	-	-	-	-	-	-	-	-

Notes on page 27.

**Table 2**  
**Program Monitoring Wells**  
**Groundwater Analytical Results**

**Crosman Site**  
**East Bloomfield, New York**

Well I.D.	MW-20 (formerly IRM-1)								
Date Sampled	5-Apr-05	11-Jul-05	24-Oct-05	25-Jan-06	11-Apr-06	20-Jul-06	24-Oct-06	26-Apr-07	24-Oct-07
<b>Volatiles</b>									
Acetone	-	-	-	-	-	-	-	-	-
Benzene	-	-	-	-	-	-	-	-	-
Bromodichloromethane	-	-	-	-	-	-	-	-	-
Bromoform	-	-	-	-	-	-	-	-	-
Carbon Disulfide	-	-	-	-	-	-	-	-	-
Carbon Tetrachloride	-	-	-	-	-	-	-	-	-
Chlorobenzene	-	-	-	-	-	-	-	-	-
Chloroform	-	-	-	-	-	-	-	-	-
cis-1,2-Dichloroethene	14	12	17	22	19	17	16	13	-
trans-1,2-Dichloroethene	-	-	-	-	-	-	-	-	-
Dibromochloromethane	-	-	-	-	-	-	-	-	-
1,1-Dichloroethane	-	-	-	-	-	-	-	-	-
1,1-Dichloroethene	-	-	-	-	-	-	-	-	-
1,1,2,2-Tetrachloroethane	-	-	-	-	-	-	-	-	-
Methylene Chloride	-	-	-	-	-	-	-	-	-
Tetrachloroethene	-	-	-	-	-	-	-	-	-
Trichloroethene	220	220	250	270	280	260	230	210	220
Toluene	-	-	-	-	-	-	-	-	-
Xylenes (total)	-	-	-	-	-	-	-	-	-

Notes on page 27.

**Table 2**  
**Program Monitoring Wells**  
**Groundwater Analytical Results**

**Crosman Site**  
**East Bloomfield, New York**

Well I.D.	MW-20 (formerly IRM-1 cont.)								
Date Sampled	21-Apr-08	29-Oct-08	22-Apr-09	16-Apr-10	21-Apr-11	16-Apr-12	8-Apr-13	9-Apr-14	22-Apr-15
<b><i>Volatiles</i></b>									
Acetone	-	-	-	-	-	-	-	-	-
Benzene	-	-	-	-	-	-	-	-	-
Bromodichloromethane	-	-	-	-	-	-	-	-	-
Bromoform	-	-	-	-	-	-	-	-	-
Carbon Disulfide	-	-	-	-	-	-	-	-	-
Carbon Tetrachloride	-	-	-	-	-	-	-	-	-
Chlorobenzene	-	-	-	-	-	-	-	-	-
Chloroform	-	-	-	-	-	-	-	-	-
cis-1,2-Dichloroethene	-	-	-	-	-	-	-	-	-
trans-1,2-Dichloroethene	-	-	-	-	-	-	-	-	-
Dibromochloromethane	-	-	-	-	-	-	-	-	-
1,1-Dichloroethane	-	-	-	-	-	-	-	-	-
1,1-Dichloroethene	-	-	-	-	-	-	-	-	-
1,1,2,2-Tetrachloroethane	-	-	-	-	-	-	-	-	-
Methylene Chloride	-	-	-	-	-	-	-	-	-
Tetrachloroethene	-	-	-	-	-	-	-	-	-
Trichloroethene	180	180	160	130	150	130	138	170	110
Toluene	-	-	-	-	-	-	-	-	-
Xylenes (total)	-	-	-	-	-	-	-	-	-

Notes on page 27.

**Table 2**  
**Program Monitoring Wells**  
**Groundwater Analytical Results**  
**Qualifiers and Notes**

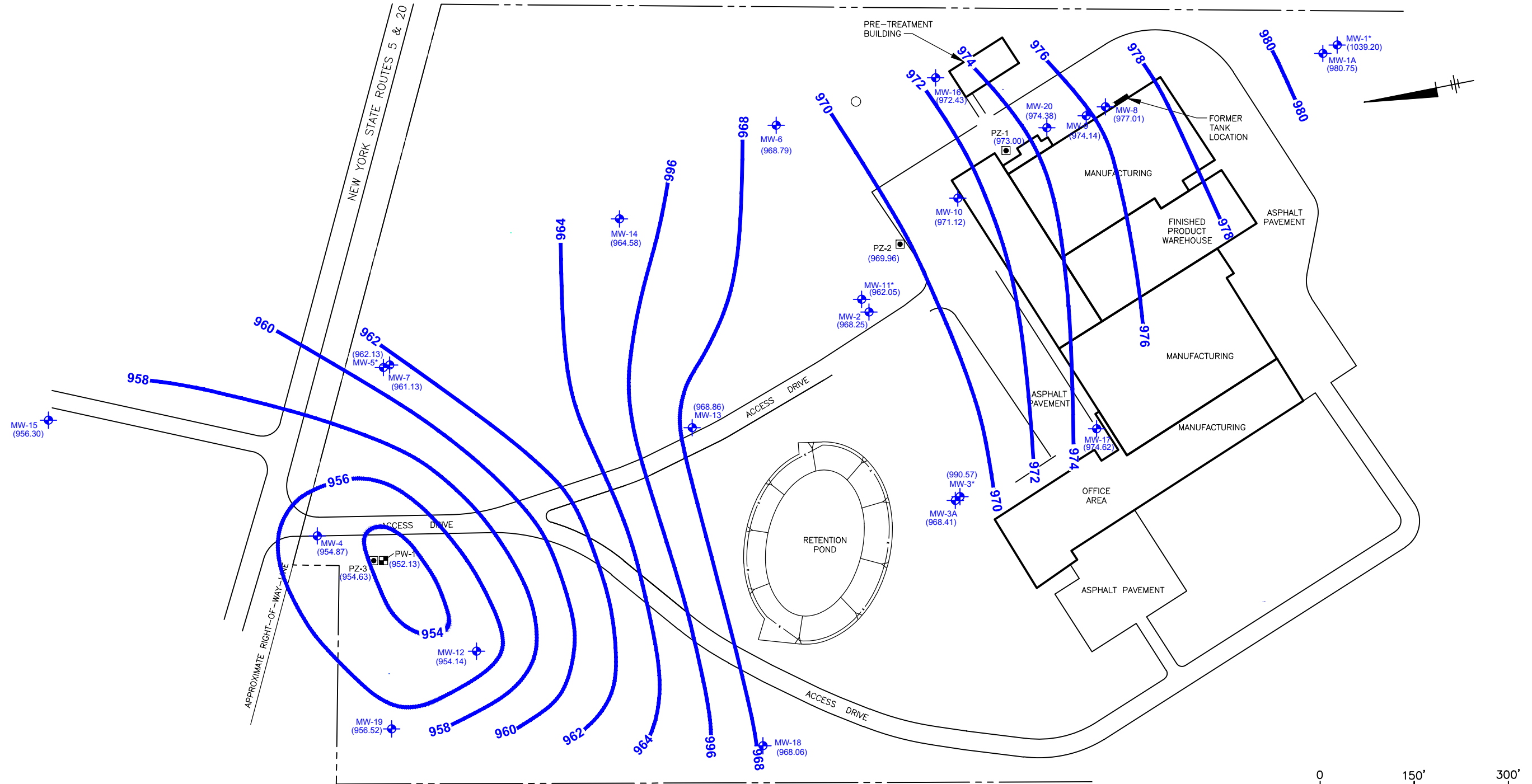
**Crosman Site**  
**East Bloomfield, New York**

- J :        The compound was positively identified; however, the associated numerical value is an estimated concentration.
- N :        Spiked sample recovery was not within control limits.
- S :        The reported value was determined by the method of standard additions (MSA).
- D :        Denotes a secondary dilution.
- E :        Exceeds calibration range.
- NA :      Denotes not analyzed.
- :        Denotes a nondetectable concentration.

Water quality results are expressed in micrograms per liter ( $\mu\text{g/L}$ ), equivalent to parts per billion.

FIGURES

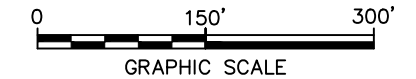




NOTES:

1. THE PLANIMETRIC DETAIL AND BOUNDARY LINES SHOWN HERE WERE TAKEN FROM A PLAN ENTITLED "CROSMAN CORPORATION, REMEDIAL INVESTIGATION/INTERIM REMEDIAL MEASURES," PREPARED BY LABELLA, HAVING FILE NUMBER 9124301, AND BEING LAST DATED JUNE, 1993. PLANIMETRIC AND BOUNDARY INFORMATION WAS SHOWN ONLY FOR THE PURPOSE OF ORIENTATION TO MONITORING WELL LOCATIONS.
2. PROJECT BENCHMARK AT TOP OF CASING ON MW-7, ASSUMED LABELLA DATUM ELEV.= 979.71' ABOVE MEAN SEA LEVEL.
3. LOCATION OF WELLS ARE APPROXIMATE.
4. \* MONITORING WELLS MW-1, MW-3, MW-5, AND MW-11 WERE NOT USED IN CONTOURING.
5. AMSL = ABOVE MEAN SEA LEVEL.

- LEGEND:
- GROUNDWATER MONITORING WELL
  - PRODUCTION WELL
  - PIEZOMETER
  - APPROXIMATE PROPERTY BOUNDARY
  - NOT RECORDED
  - GROUNDWATER ELEVATION (FEET AMSL)
  - GROUNDWATER ELEVATION CONTOUR (FEET AMSL)  
(DASHED WHERE INFERRED)



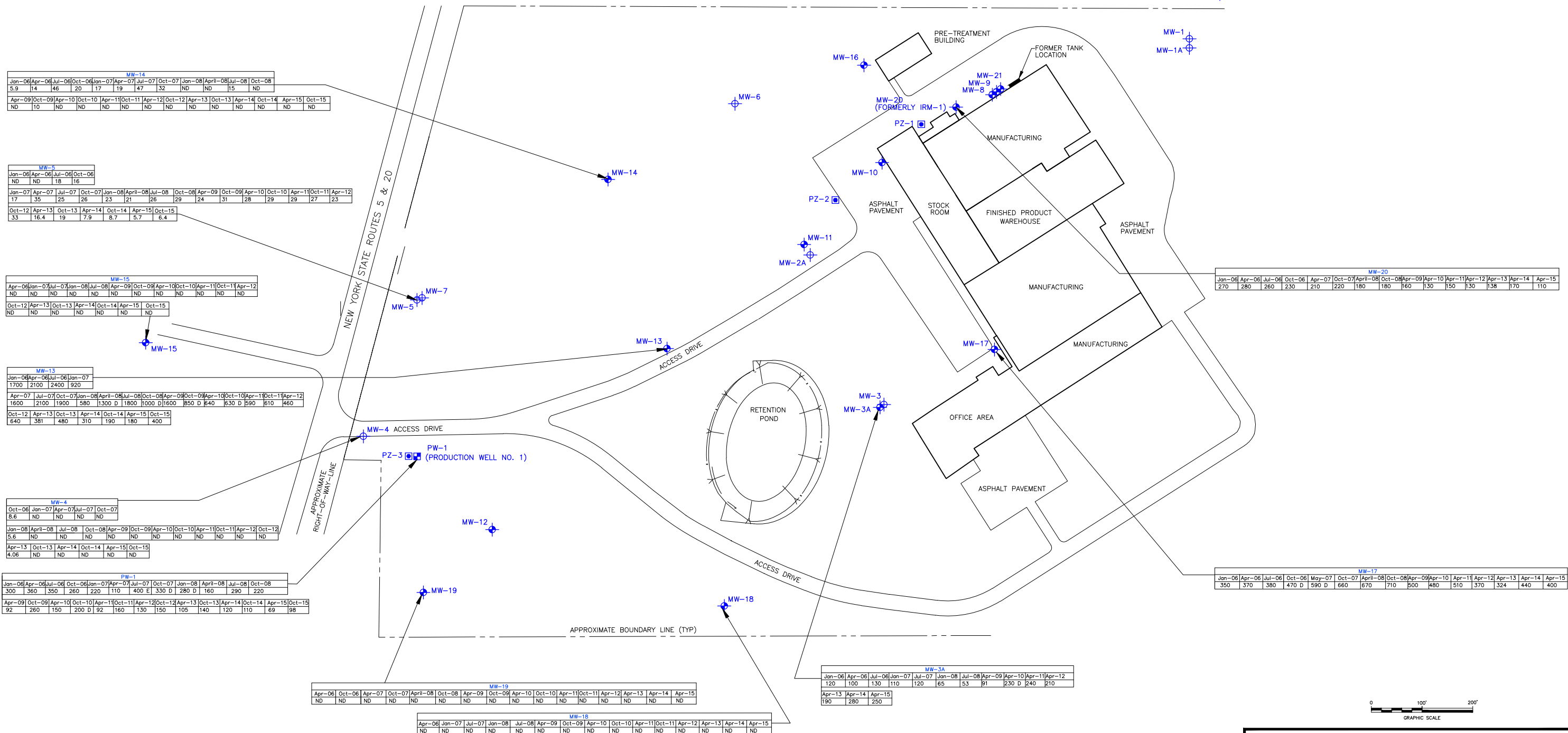
CROSMAN CORPORATION SITE  
EAST BLOOMFIELD, NEW YORK

GROUNDWATER ELEVATION  
CONTOUR MAP  
OCTOBER 21, 2015



CITY:SYRACUSE N.Y. DIV:GROUP:ENV:CAD-141 DRR: BASSETT.LD.:Cptd PIC:(Re.d) TM:(Opt) LYR:(Option="OFF"=REF" G:ENV:CAD:SYRACUSE:ACT:180415010000100006:DWG:41501C46.DWG. LAYOUT: 2. SAVED: 12/18/2015 6:53 PM. ACADVER: 18.1S (LMS TECH) PAGES:25. PLOT:FULL CTB PLOTTED: 12/18/2015 6:55 PM. BY: BASSETT, RICHARD

XREFS: IMAGES: PROJECTNAME: ---



- NOTES:
1. THE PLANIMETRIC DETAIL AND BOUNDARY LINES SHOWN HERE WERE TAKEN FROM A PLAN ENTITLED "CROSMAN CORPORATION, REMEDIAL INVESTIGATION/INTERIM REMEDIAL MEASURES," PREPARED BY LABELLA, HAVING FILE NUMBER 9124301, AND BEING LAST DATED JUNE, 1993. PLANIMETRIC AND BOUNDARY INFORMATION WAS SHOWN ONLY FOR THE PURPOSE OF ORIENTATION TO MONITORING WELL LOCATIONS. LOCATION OF IRM-1 AND ADJACENT BUILDING ARE APPROXIMATE.
  2. PROJECT BENCHMARK AT TOP OF CASING ON MW-7, ASSUMED LABELLA DATUM ELEV.= 979.71' ABOVE MEAN SEA LEVEL.
  3. ALL RESULTS ARE IN MICROGRAMS PER ELITER (ug/L).
  4. LOCATION OF FEATURES SUCH AS MONITORING WELLS AND PIEZOMETERS ARE APPROXIMATE.
  5. ND = NOT DETECTED. COMPOUNDS DETECTED IN MS/MSD ARE NOT SHOWN.  
J = COMPOUND WAS POSITIVELY IDENTIFIED. HOWEVER, THE ASSOCIATED NUMERICAL VALUE IS AN ESTIMATED CONCENTRATION ONLY.  
D = SECONDARY DILUTION  
E = EXCEEDS CALIBRATION RANGE

- LEGEND:
- MONITORING WELL BY BBL
  - MONITORING WELL BY LABELLA
  - PRODUCTION WELL
  - PIEZOMETER

CROSMAN CORPORATION  
EAST BLOOMFIELD, NEW YORK

## MAP OF TRICHLOROETHYLENE CONCENTRATIONS IN GROUNDWATER



FIGURE  
2



# ATTACHMENT 1

Laboratory Data Report





October 29, 2015

Service Request No:R1508997

Mr. Aaron Richardson  
ARCADIS of New York, Inc.  
295 Woodcliff Drive  
Third Floor, Suite 301  
Fairport, NY 14450

**Laboratory Results for: Crosman**

Dear Mr. Richardson,

Enclosed are the results of the sample(s) submitted to our laboratory October 21, 2015  
For your reference, these analyses have been assigned our service request number **R1508997**.

All analyses were performed according to our laboratory's quality assurance program. The test results meet requirements of the NELAP standards except as noted in the case narrative report. All results are intended to be considered in their entirety, and ALS Environmental is not responsible for use of less than the complete report. Results apply only to the items submitted to the laboratory for analysis and individual items (samples) analyzed, as listed in the report. The measurement uncertainty of the results included in this report is within that expected when using the prescribed method(s) for analysis of these samples, and represented by Laboratory Control Sample control limits. Any events, such as QC failures, which may add to the uncertainty are explained in the report narrative.

Please contact me if you have any questions. My extension is 7472. You may also contact me via email at [Janice.Jaeger@alsglobal.com](mailto:Janice.Jaeger@alsglobal.com).

Respectfully submitted,

**ALS Group USA, Corp. dba ALS Environmental**

Janice Jaeger  
Project Manager

ADDRESS 1565 Jefferson Road, Building 300, Suite 360, Rochester, NY 14623

PHONE +1 585 288 5380 | FAX +1 585 288 8475

ALS Group USA, Corp.  
dba ALS Environmental

## CASE NARRATIVE

This report contains analytical results for the following samples:

Service Request Number: R1508997

<u>SAMPLE #</u>	<u>CLIENT SAMPLE ID</u>	<u>DATE</u>	<u>TIME</u>
R1508997-001	PW-1	10/21/2015	0845
R1508997-002	MW-13	10/21/2015	0930
R1508997-003	MW-4	10/21/2015	1010
R1508997-004	MW-5	10/21/2015	1030
R1508997-005	MW-14	10/21/2015	1110
R1508997-006	MW-15	10/21/2015	1130
R1508997-007	Trip Blank	10/21/2015	

All samples were received in good condition unless otherwise noted on the cooler receipt and preservation check form located at the end of this report.

All samples were preserved in accordance with approved analytical methods.

All samples have been analyzed by the approved methods cited on the analytical results pages.

All holding times and associated QC were within limits.

No analytical or QC problems were encountered.

All sampling activities performed by ALS personnel have been in accordance with "ALS Field Procedures and Measurements Manual" or by client specifications.

## REPORT QUALIFIERS AND DEFINITIONS

U	Analyte was analyzed for but not detected. The sample quantitation limit has been corrected for dilution and for percent moisture, unless otherwise noted in the case narrative.	+	Correlation coefficient for MSA is <0.995.
J	Estimated value due to either being a Tentatively Identified Compound (TIC) or that the concentration is between the MRL and the MDL. Concentrations are not verified within the linear range of the calibration. For DoD: concentration >40% difference between two GC columns (pesticides/Aroclors).	N	Inorganics- Matrix spike recovery was outside laboratory limits.
B	Analyte was also detected in the associated method blank at a concentration that may have contributed to the sample result.	N	Organics- Presumptive evidence of a compound (reported as a TIC) based on the MS library search.
E	Inorganics- Concentration is estimated due to the serial dilution was outside control limits.	S	Concentration has been determined using Method of Standard Additions (MSA).
E	Organics- Concentration has exceeded the calibration range for that specific analysis.	W	Post-Digestion Spike recovery is outside control limits and the sample absorbance is <50% of the spike absorbance.
D	Concentration is a result of a dilution, typically a secondary analysis of the sample due to exceeding the calibration range or that a surrogate has been diluted out of the sample and cannot be assessed.	P	Concentration >40% (25% for CLP) difference between the two GC columns.
*	Indicates that a quality control parameter has exceeded laboratory limits. Under the "Notes" column of the Form I, this qualifier denotes analysis was performed out of Holding Time.	C	Confirmed by GC/MS
H	Analysis was performed out of hold time for tests that have an "immediate" hold time criteria.	Q	DoD reports: indicates a pesticide/Aroclor is not confirmed (×100% Difference between two GC columns).
#	Spike was diluted out.	X	See Case Narrative for discussion.
		MRL	Method Reporting Limit. Also known as:
		LOQ	Limit of Quantitation (LOQ) The lowest concentration at which the method analyte may be reliably quantified under the method conditions.
		MDL	Method Detection Limit. A statistical value derived from a study designed to provide the lowest concentration that will be detected 99% of the time. Values between the MDL and MRL are estimated (see J qualifier).
		LOD	Limit of Detection. A value at or above the MDL which has been verified to be detectable.
		ND	Non-Detect. Analyte was not detected at the concentration listed. Same as U qualifier.



### Rochester Lab ID # for State Certifications<sup>1</sup>

Connecticut ID # PH0556	Maine ID #NY0032	New Hampshire ID #
Delaware Accredited	Nebraska Accredited	294100 A/B
DoD ELAP #65817	New Jersey ID # NY004	Pennsylvania ID# 68-786
Florida ID # E87674	New York ID # 10145	Rhode Island ID # 158
Illinois ID #200047	North Carolina #676	Virginia #460167

<sup>1</sup> Analyses were performed according to our laboratory's NELAP-approved quality assurance program and any applicable state or agency requirements. The test results meet requirements of the current NELAP/TNI standards or state or agency requirements, where applicable, except as noted in the case narrative. Since not all analyte/method/matrix combinations are offered for state/NELAC accreditation, this report may contain results which are not accredited. For a specific list of accredited analytes, contact the laboratory or go to <http://www.alsglobal.com/en/Our-Services/Life-Sciences/Environmental/Downloads/North-America-Downloads>

**ALS Group USA, Corp.**  
dba ALS Environmental

Analytical Report

**Client:** ARCADIS of New York, Inc.  
**Project:** Crosman/B0041501.0001.00001  
**Sample Matrix:** Water

**Service Request:** R1508997  
**Date Collected:** 10/21/15 08:45  
**Date Received:** 10/21/15 12:30

**Sample Name:** PW-1  
**Lab Code:** R1508997-001

**Units:** ug/L  
**Basis:** NA

**Volatile Organic Compounds by GC/MS**

**Analysis Method:** 8260C  
**Prep Method:** EPA 5030C

Analyte Name	Result	MRL	Dil.	Date Analyzed	Q
Acetone	10 U	10	1	10/25/15 17:12	
Benzene	5.0 U	5.0	1	10/25/15 17:12	
Bromodichloromethane	5.0 U	5.0	1	10/25/15 17:12	
Bromoform	5.0 U	5.0	1	10/25/15 17:12	
Bromomethane	5.0 U	5.0	1	10/25/15 17:12	
2-Butanone (MEK)	10 U	10	1	10/25/15 17:12	
Carbon Disulfide	10 U	10	1	10/25/15 17:12	
Carbon Tetrachloride	5.0 U	5.0	1	10/25/15 17:12	
Chlorobenzene	5.0 U	5.0	1	10/25/15 17:12	
Chloroethane	5.0 U	5.0	1	10/25/15 17:12	
Chloroform	5.0 U	5.0	1	10/25/15 17:12	
Chloromethane	5.0 U	5.0	1	10/25/15 17:12	
Dibromochloromethane	5.0 U	5.0	1	10/25/15 17:12	
1,1-Dichloroethane	5.0 U	5.0	1	10/25/15 17:12	
1,2-Dichloroethane	5.0 U	5.0	1	10/25/15 17:12	
1,1-Dichloroethene	5.0 U	5.0	1	10/25/15 17:12	
cis-1,2-Dichloroethene	5.0 U	5.0	1	10/25/15 17:12	
trans-1,2-Dichloroethene	5.0 U	5.0	1	10/25/15 17:12	
1,2-Dichloropropane	5.0 U	5.0	1	10/25/15 17:12	
cis-1,3-Dichloropropene	5.0 U	5.0	1	10/25/15 17:12	
trans-1,3-Dichloropropene	5.0 U	5.0	1	10/25/15 17:12	
Ethylbenzene	5.0 U	5.0	1	10/25/15 17:12	
2-Hexanone	10 U	10	1	10/25/15 17:12	
Methylene Chloride	5.0 U	5.0	1	10/25/15 17:12	
4-Methyl-2-pentanone (MIBK)	10 U	10	1	10/25/15 17:12	
Styrene	5.0 U	5.0	1	10/25/15 17:12	
1,1,2,2-Tetrachloroethane	5.0 U	5.0	1	10/25/15 17:12	
Tetrachloroethene	5.0 U	5.0	1	10/25/15 17:12	
Toluene	5.0 U	5.0	1	10/25/15 17:12	
1,1,1-Trichloroethane	5.0 U	5.0	1	10/25/15 17:12	
1,1,2-Trichloroethane	5.0 U	5.0	1	10/25/15 17:12	
Trichloroethene	98	5.0	1	10/25/15 17:12	
Vinyl Chloride	5.0 U	5.0	1	10/25/15 17:12	
o-Xylene	5.0 U	5.0	1	10/25/15 17:12	
m,p-Xylenes	5.0 U	5.0	1	10/25/15 17:12	

Surrogate Name	% Rec	Control Limits	Date Analyzed	Q
4-Bromofluorobenzene	111	85 - 122	10/25/15 17:12	
Toluene-d8	105	87 - 121	10/25/15 17:12	
Dibromofluoromethane	112	89 - 119	10/25/15 17:12	

**ALS Group USA, Corp.**  
dba ALS Environmental

Analytical Report

**Client:** ARCADIS of New York, Inc.  
**Project:** Crosman/B0041501.0001.00001  
**Sample Matrix:** Water

**Service Request:** R1508997  
**Date Collected:** 10/21/15 09:30  
**Date Received:** 10/21/15 12:30

**Sample Name:** MW-13  
**Lab Code:** R1508997-002

**Units:** ug/L  
**Basis:** NA

**Volatile Organic Compounds by GC/MS**

**Analysis Method:** 8260C  
**Prep Method:** EPA 5030C

Analyte Name	Result	MRL	Dil.	Date Analyzed	Q
Acetone	50 U	50	5	10/26/15 11:56	
Benzene	25 U	25	5	10/26/15 11:56	
Bromodichloromethane	25 U	25	5	10/26/15 11:56	
Bromoform	25 U	25	5	10/26/15 11:56	
Bromomethane	25 U	25	5	10/26/15 11:56	
2-Butanone (MEK)	50 U	50	5	10/26/15 11:56	
Carbon Disulfide	50 U	50	5	10/26/15 11:56	
Carbon Tetrachloride	25 U	25	5	10/26/15 11:56	
Chlorobenzene	25 U	25	5	10/26/15 11:56	
Chloroethane	25 U	25	5	10/26/15 11:56	
Chloroform	25 U	25	5	10/26/15 11:56	
Chloromethane	25 U	25	5	10/26/15 11:56	
Dibromochloromethane	25 U	25	5	10/26/15 11:56	
1,1-Dichloroethane	25 U	25	5	10/26/15 11:56	
1,2-Dichloroethane	25 U	25	5	10/26/15 11:56	
1,1-Dichloroethene	25 U	25	5	10/26/15 11:56	
cis-1,2-Dichloroethene	<b>33 D</b>	25	5	10/26/15 11:56	
trans-1,2-Dichloroethene	25 U	25	5	10/26/15 11:56	
1,2-Dichloropropane	25 U	25	5	10/26/15 11:56	
cis-1,3-Dichloropropene	25 U	25	5	10/26/15 11:56	
trans-1,3-Dichloropropene	25 U	25	5	10/26/15 11:56	
Ethylbenzene	25 U	25	5	10/26/15 11:56	
2-Hexanone	50 U	50	5	10/26/15 11:56	
Methylene Chloride	25 U	25	5	10/26/15 11:56	
4-Methyl-2-pentanone (MIBK)	50 U	50	5	10/26/15 11:56	
Styrene	25 U	25	5	10/26/15 11:56	
1,1,2,2-Tetrachloroethane	25 U	25	5	10/26/15 11:56	
Tetrachloroethene	25 U	25	5	10/26/15 11:56	
Toluene	25 U	25	5	10/26/15 11:56	
1,1,1-Trichloroethane	25 U	25	5	10/26/15 11:56	
1,1,2-Trichloroethane	25 U	25	5	10/26/15 11:56	
Trichloroethene	<b>400 D</b>	25	5	10/26/15 11:56	
Vinyl Chloride	25 U	25	5	10/26/15 11:56	
o-Xylene	25 U	25	5	10/26/15 11:56	
m,p-Xylenes	25 U	25	5	10/26/15 11:56	

Surrogate Name	% Rec	Control Limits	Date Analyzed	Q
4-Bromofluorobenzene	109	85 - 122	10/26/15 11:56	
Toluene-d8	108	87 - 121	10/26/15 11:56	
Dibromofluoromethane	111	89 - 119	10/26/15 11:56	

**ALS Group USA, Corp.**  
dba ALS Environmental

Analytical Report

**Client:** ARCADIS of New York, Inc.  
**Project:** Crosman/B0041501.0001.00001  
**Sample Matrix:** Water

**Service Request:** R1508997  
**Date Collected:** 10/21/15 09:30  
**Date Received:** 10/21/15 12:30

**Sample Name:** MW-13  
**Lab Code:** R1508997-002

**Units:** ug/L  
**Basis:** NA

**Volatile Organic Compounds by GC/MS**

**Analysis Method:** 8260C  
**Prep Method:** EPA 5030C

Analyte Name	Result	MRL	Dil.	Date Analyzed	Q
Acetone	20 U	20	2	10/25/15 17:43	
Benzene	10 U	10	2	10/25/15 17:43	
Bromodichloromethane	10 U	10	2	10/25/15 17:43	
Bromoform	10 U	10	2	10/25/15 17:43	
Bromomethane	10 U	10	2	10/25/15 17:43	
2-Butanone (MEK)	20 U	20	2	10/25/15 17:43	
Carbon Disulfide	20 U	20	2	10/25/15 17:43	
Carbon Tetrachloride	10 U	10	2	10/25/15 17:43	
Chlorobenzene	10 U	10	2	10/25/15 17:43	
Chloroethane	10 U	10	2	10/25/15 17:43	
Chloroform	10 U	10	2	10/25/15 17:43	
Chloromethane	10 U	10	2	10/25/15 17:43	
Dibromochloromethane	10 U	10	2	10/25/15 17:43	
1,1-Dichloroethane	10 U	10	2	10/25/15 17:43	
1,2-Dichloroethane	10 U	10	2	10/25/15 17:43	
1,1-Dichloroethene	10 U	10	2	10/25/15 17:43	
cis-1,2-Dichloroethene	<b>29</b>	10	2	10/25/15 17:43	
trans-1,2-Dichloroethene	10 U	10	2	10/25/15 17:43	
1,2-Dichloropropane	10 U	10	2	10/25/15 17:43	
cis-1,3-Dichloropropene	10 U	10	2	10/25/15 17:43	
trans-1,3-Dichloropropene	10 U	10	2	10/25/15 17:43	
Ethylbenzene	10 U	10	2	10/25/15 17:43	
2-Hexanone	20 U	20	2	10/25/15 17:43	
Methylene Chloride	10 U	10	2	10/25/15 17:43	
4-Methyl-2-pentanone (MIBK)	20 U	20	2	10/25/15 17:43	
Styrene	10 U	10	2	10/25/15 17:43	
1,1,2,2-Tetrachloroethane	10 U	10	2	10/25/15 17:43	
Tetrachloroethene	10 U	10	2	10/25/15 17:43	
Toluene	10 U	10	2	10/25/15 17:43	
1,1,1-Trichloroethane	10 U	10	2	10/25/15 17:43	
1,1,2-Trichloroethane	10 U	10	2	10/25/15 17:43	
Trichloroethene	<b>410 E</b>	10	2	10/25/15 17:43	
Vinyl Chloride	10 U	10	2	10/25/15 17:43	
o-Xylene	10 U	10	2	10/25/15 17:43	
m,p-Xylenes	10 U	10	2	10/25/15 17:43	

Surrogate Name	% Rec	Control Limits	Date Analyzed	Q
4-Bromofluorobenzene	114	85 - 122	10/25/15 17:43	
Toluene-d8	109	87 - 121	10/25/15 17:43	
Dibromofluoromethane	115	89 - 119	10/25/15 17:43	

**ALS Group USA, Corp.**  
dba ALS Environmental

Analytical Report

**Client:** ARCADIS of New York, Inc.  
**Project:** Crosman/B0041501.0001.00001  
**Sample Matrix:** Water

**Service Request:** R1508997  
**Date Collected:** 10/21/15 10:10  
**Date Received:** 10/21/15 12:30

**Sample Name:** MW-4  
**Lab Code:** R1508997-003

**Units:** ug/L  
**Basis:** NA

**Volatile Organic Compounds by GC/MS**

**Analysis Method:** 8260C  
**Prep Method:** EPA 5030C

Analyte Name	Result	MRL	Dil.	Date Analyzed	Q
Acetone	10 U	10	1	10/25/15 18:14	
Benzene	5.0 U	5.0	1	10/25/15 18:14	
Bromodichloromethane	5.0 U	5.0	1	10/25/15 18:14	
Bromoform	5.0 U	5.0	1	10/25/15 18:14	
Bromomethane	5.0 U	5.0	1	10/25/15 18:14	
2-Butanone (MEK)	10 U	10	1	10/25/15 18:14	
Carbon Disulfide	10 U	10	1	10/25/15 18:14	
Carbon Tetrachloride	5.0 U	5.0	1	10/25/15 18:14	
Chlorobenzene	5.0 U	5.0	1	10/25/15 18:14	
Chloroethane	5.0 U	5.0	1	10/25/15 18:14	
Chloroform	5.0 U	5.0	1	10/25/15 18:14	
Chloromethane	5.0 U	5.0	1	10/25/15 18:14	
Dibromochloromethane	5.0 U	5.0	1	10/25/15 18:14	
1,1-Dichloroethane	5.0 U	5.0	1	10/25/15 18:14	
1,2-Dichloroethane	5.0 U	5.0	1	10/25/15 18:14	
1,1-Dichloroethene	5.0 U	5.0	1	10/25/15 18:14	
cis-1,2-Dichloroethene	5.0 U	5.0	1	10/25/15 18:14	
trans-1,2-Dichloroethene	5.0 U	5.0	1	10/25/15 18:14	
1,2-Dichloropropane	5.0 U	5.0	1	10/25/15 18:14	
cis-1,3-Dichloropropene	5.0 U	5.0	1	10/25/15 18:14	
trans-1,3-Dichloropropene	5.0 U	5.0	1	10/25/15 18:14	
Ethylbenzene	5.0 U	5.0	1	10/25/15 18:14	
2-Hexanone	10 U	10	1	10/25/15 18:14	
Methylene Chloride	5.0 U	5.0	1	10/25/15 18:14	
4-Methyl-2-pentanone (MIBK)	10 U	10	1	10/25/15 18:14	
Styrene	5.0 U	5.0	1	10/25/15 18:14	
1,1,2,2-Tetrachloroethane	5.0 U	5.0	1	10/25/15 18:14	
Tetrachloroethene	5.0 U	5.0	1	10/25/15 18:14	
Toluene	5.0 U	5.0	1	10/25/15 18:14	
1,1,1-Trichloroethane	5.0 U	5.0	1	10/25/15 18:14	
1,1,2-Trichloroethane	5.0 U	5.0	1	10/25/15 18:14	
Trichloroethene	5.0 U	5.0	1	10/25/15 18:14	
Vinyl Chloride	5.0 U	5.0	1	10/25/15 18:14	
o-Xylene	5.0 U	5.0	1	10/25/15 18:14	
m,p-Xylenes	5.0 U	5.0	1	10/25/15 18:14	

Surrogate Name	% Rec	Control Limits	Date Analyzed	Q
4-Bromofluorobenzene	111	85 - 122	10/25/15 18:14	
Toluene-d8	103	87 - 121	10/25/15 18:14	
Dibromofluoromethane	116	89 - 119	10/25/15 18:14	



**ALS Group USA, Corp.**  
dba ALS Environmental

Analytical Report

**Client:** ARCADIS of New York, Inc.  
**Project:** Crosman/B0041501.0001.00001  
**Sample Matrix:** Water

**Service Request:** R1508997  
**Date Collected:** 10/21/15 10:30  
**Date Received:** 10/21/15 12:30

**Sample Name:** MW-5  
**Lab Code:** R1508997-004

**Units:** ug/L  
**Basis:** NA

**Volatile Organic Compounds by GC/MS**

**Analysis Method:** 8260C  
**Prep Method:** EPA 5030C

Analyte Name	Result	MRL	Dil.	Date Analyzed	Q
Acetone	10 U	10	1	10/25/15 18:45	
Benzene	5.0 U	5.0	1	10/25/15 18:45	
Bromodichloromethane	5.0 U	5.0	1	10/25/15 18:45	
Bromoform	5.0 U	5.0	1	10/25/15 18:45	
Bromomethane	5.0 U	5.0	1	10/25/15 18:45	
2-Butanone (MEK)	10 U	10	1	10/25/15 18:45	
Carbon Disulfide	10 U	10	1	10/25/15 18:45	
Carbon Tetrachloride	5.0 U	5.0	1	10/25/15 18:45	
Chlorobenzene	5.0 U	5.0	1	10/25/15 18:45	
Chloroethane	5.0 U	5.0	1	10/25/15 18:45	
Chloroform	5.0 U	5.0	1	10/25/15 18:45	
Chloromethane	5.0 U	5.0	1	10/25/15 18:45	
Dibromochloromethane	5.0 U	5.0	1	10/25/15 18:45	
1,1-Dichloroethane	5.0 U	5.0	1	10/25/15 18:45	
1,2-Dichloroethane	5.0 U	5.0	1	10/25/15 18:45	
1,1-Dichloroethene	5.0 U	5.0	1	10/25/15 18:45	
cis-1,2-Dichloroethene	<b>15</b>	5.0	1	10/25/15 18:45	
trans-1,2-Dichloroethene	5.0 U	5.0	1	10/25/15 18:45	
1,2-Dichloropropane	5.0 U	5.0	1	10/25/15 18:45	
cis-1,3-Dichloropropene	5.0 U	5.0	1	10/25/15 18:45	
trans-1,3-Dichloropropene	5.0 U	5.0	1	10/25/15 18:45	
Ethylbenzene	5.0 U	5.0	1	10/25/15 18:45	
2-Hexanone	10 U	10	1	10/25/15 18:45	
Methylene Chloride	5.0 U	5.0	1	10/25/15 18:45	
4-Methyl-2-pentanone (MIBK)	10 U	10	1	10/25/15 18:45	
Styrene	5.0 U	5.0	1	10/25/15 18:45	
1,1,2,2-Tetrachloroethane	5.0 U	5.0	1	10/25/15 18:45	
Tetrachloroethene	5.0 U	5.0	1	10/25/15 18:45	
Toluene	5.0 U	5.0	1	10/25/15 18:45	
1,1,1-Trichloroethane	5.0 U	5.0	1	10/25/15 18:45	
1,1,2-Trichloroethane	5.0 U	5.0	1	10/25/15 18:45	
Trichloroethene	<b>6.4</b>	5.0	1	10/25/15 18:45	
Vinyl Chloride	5.0 U	5.0	1	10/25/15 18:45	
o-Xylene	5.0 U	5.0	1	10/25/15 18:45	
m,p-Xylenes	5.0 U	5.0	1	10/25/15 18:45	

Surrogate Name	% Rec	Control Limits	Date Analyzed	Q
4-Bromofluorobenzene	113	85 - 122	10/25/15 18:45	
Toluene-d8	102	87 - 121	10/25/15 18:45	
Dibromofluoromethane	116	89 - 119	10/25/15 18:45	

**ALS Group USA, Corp.**  
dba ALS Environmental

Analytical Report

**Client:** ARCADIS of New York, Inc.  
**Project:** Crosman/B0041501.0001.00001  
**Sample Matrix:** Water

**Service Request:** R1508997  
**Date Collected:** 10/21/15 11:10  
**Date Received:** 10/21/15 12:30

**Sample Name:** MW-14  
**Lab Code:** R1508997-005

**Units:** ug/L  
**Basis:** NA

**Volatile Organic Compounds by GC/MS**

**Analysis Method:** 8260C  
**Prep Method:** EPA 5030C

Analyte Name	Result	MRL	Dil.	Date Analyzed	Q
Acetone	10 U	10	1	10/25/15 19:16	
Benzene	5.0 U	5.0	1	10/25/15 19:16	
Bromodichloromethane	5.0 U	5.0	1	10/25/15 19:16	
Bromoform	5.0 U	5.0	1	10/25/15 19:16	
Bromomethane	5.0 U	5.0	1	10/25/15 19:16	
2-Butanone (MEK)	10 U	10	1	10/25/15 19:16	
Carbon Disulfide	10 U	10	1	10/25/15 19:16	
Carbon Tetrachloride	5.0 U	5.0	1	10/25/15 19:16	
Chlorobenzene	5.0 U	5.0	1	10/25/15 19:16	
Chloroethane	5.0 U	5.0	1	10/25/15 19:16	
Chloroform	5.0 U	5.0	1	10/25/15 19:16	
Chloromethane	5.0 U	5.0	1	10/25/15 19:16	
Dibromochloromethane	5.0 U	5.0	1	10/25/15 19:16	
1,1-Dichloroethane	5.0 U	5.0	1	10/25/15 19:16	
1,2-Dichloroethane	5.0 U	5.0	1	10/25/15 19:16	
1,1-Dichloroethene	5.0 U	5.0	1	10/25/15 19:16	
cis-1,2-Dichloroethene	5.0 U	5.0	1	10/25/15 19:16	
trans-1,2-Dichloroethene	5.0 U	5.0	1	10/25/15 19:16	
1,2-Dichloropropane	5.0 U	5.0	1	10/25/15 19:16	
cis-1,3-Dichloropropene	5.0 U	5.0	1	10/25/15 19:16	
trans-1,3-Dichloropropene	5.0 U	5.0	1	10/25/15 19:16	
Ethylbenzene	5.0 U	5.0	1	10/25/15 19:16	
2-Hexanone	10 U	10	1	10/25/15 19:16	
Methylene Chloride	5.0 U	5.0	1	10/25/15 19:16	
4-Methyl-2-pentanone (MIBK)	10 U	10	1	10/25/15 19:16	
Styrene	5.0 U	5.0	1	10/25/15 19:16	
1,1,2,2-Tetrachloroethane	5.0 U	5.0	1	10/25/15 19:16	
Tetrachloroethene	5.0 U	5.0	1	10/25/15 19:16	
Toluene	5.0 U	5.0	1	10/25/15 19:16	
1,1,1-Trichloroethane	5.0 U	5.0	1	10/25/15 19:16	
1,1,2-Trichloroethane	5.0 U	5.0	1	10/25/15 19:16	
Trichloroethene	5.0 U	5.0	1	10/25/15 19:16	
Vinyl Chloride	5.0 U	5.0	1	10/25/15 19:16	
o-Xylene	5.0 U	5.0	1	10/25/15 19:16	
m,p-Xylenes	5.0 U	5.0	1	10/25/15 19:16	

Surrogate Name	% Rec	Control Limits	Date Analyzed	Q
4-Bromofluorobenzene	112	85 - 122	10/25/15 19:16	
Toluene-d8	105	87 - 121	10/25/15 19:16	
Dibromofluoromethane	116	89 - 119	10/25/15 19:16	

**ALS Group USA, Corp.**  
dba ALS Environmental

Analytical Report

**Client:** ARCADIS of New York, Inc.  
**Project:** Crosman/B0041501.0001.00001  
**Sample Matrix:** Water

**Service Request:** R1508997  
**Date Collected:** 10/21/15 11:30  
**Date Received:** 10/21/15 12:30

**Sample Name:** MW-15  
**Lab Code:** R1508997-006

**Units:** ug/L  
**Basis:** NA

**Volatile Organic Compounds by GC/MS**

**Analysis Method:** 8260C  
**Prep Method:** EPA 5030C

Analyte Name	Result	MRL	Dil.	Date Analyzed	Q
Acetone	10 U	10	1	10/25/15 19:46	
Benzene	5.0 U	5.0	1	10/25/15 19:46	
Bromodichloromethane	5.0 U	5.0	1	10/25/15 19:46	
Bromoform	5.0 U	5.0	1	10/25/15 19:46	
Bromomethane	5.0 U	5.0	1	10/25/15 19:46	
2-Butanone (MEK)	10 U	10	1	10/25/15 19:46	
Carbon Disulfide	10 U	10	1	10/25/15 19:46	
Carbon Tetrachloride	5.0 U	5.0	1	10/25/15 19:46	
Chlorobenzene	5.0 U	5.0	1	10/25/15 19:46	
Chloroethane	5.0 U	5.0	1	10/25/15 19:46	
Chloroform	5.0 U	5.0	1	10/25/15 19:46	
Chloromethane	5.0 U	5.0	1	10/25/15 19:46	
Dibromochloromethane	5.0 U	5.0	1	10/25/15 19:46	
1,1-Dichloroethane	5.0 U	5.0	1	10/25/15 19:46	
1,2-Dichloroethane	5.0 U	5.0	1	10/25/15 19:46	
1,1-Dichloroethene	5.0 U	5.0	1	10/25/15 19:46	
cis-1,2-Dichloroethene	5.0 U	5.0	1	10/25/15 19:46	
trans-1,2-Dichloroethene	5.0 U	5.0	1	10/25/15 19:46	
1,2-Dichloropropane	5.0 U	5.0	1	10/25/15 19:46	
cis-1,3-Dichloropropene	5.0 U	5.0	1	10/25/15 19:46	
trans-1,3-Dichloropropene	5.0 U	5.0	1	10/25/15 19:46	
Ethylbenzene	5.0 U	5.0	1	10/25/15 19:46	
2-Hexanone	10 U	10	1	10/25/15 19:46	
Methylene Chloride	5.0 U	5.0	1	10/25/15 19:46	
4-Methyl-2-pentanone (MIBK)	10 U	10	1	10/25/15 19:46	
Styrene	5.0 U	5.0	1	10/25/15 19:46	
1,1,2,2-Tetrachloroethane	5.0 U	5.0	1	10/25/15 19:46	
Tetrachloroethene	5.0 U	5.0	1	10/25/15 19:46	
Toluene	5.0 U	5.0	1	10/25/15 19:46	
1,1,1-Trichloroethane	5.0 U	5.0	1	10/25/15 19:46	
1,1,2-Trichloroethane	5.0 U	5.0	1	10/25/15 19:46	
Trichloroethene	5.0 U	5.0	1	10/25/15 19:46	
Vinyl Chloride	5.0 U	5.0	1	10/25/15 19:46	
o-Xylene	5.0 U	5.0	1	10/25/15 19:46	
m,p-Xylenes	5.0 U	5.0	1	10/25/15 19:46	

Surrogate Name	% Rec	Control Limits	Date Analyzed	Q
4-Bromofluorobenzene	109	85 - 122	10/25/15 19:46	
Toluene-d8	96	87 - 121	10/25/15 19:46	
Dibromofluoromethane	115	89 - 119	10/25/15 19:46	

**ALS Group USA, Corp.**  
dba ALS Environmental

Analytical Report

**Client:** ARCADIS of New York, Inc.  
**Project:** Crosman/B0041501.0001.00001  
**Sample Matrix:** Water

**Service Request:** R1508997  
**Date Collected:** 10/21/15  
**Date Received:** 10/21/15 12:30

**Sample Name:** Trip Blank  
**Lab Code:** R1508997-007

**Units:** ug/L  
**Basis:** NA

**Volatile Organic Compounds by GC/MS**

**Analysis Method:** 8260C  
**Prep Method:** EPA 5030C

Analyte Name	Result	MRL	Dil.	Date Analyzed	Q
Acetone	10 U	10	1	10/25/15 20:17	
Benzene	5.0 U	5.0	1	10/25/15 20:17	
Bromodichloromethane	5.0 U	5.0	1	10/25/15 20:17	
Bromoform	5.0 U	5.0	1	10/25/15 20:17	
Bromomethane	5.0 U	5.0	1	10/25/15 20:17	
2-Butanone (MEK)	10 U	10	1	10/25/15 20:17	
Carbon Disulfide	10 U	10	1	10/25/15 20:17	
Carbon Tetrachloride	5.0 U	5.0	1	10/25/15 20:17	
Chlorobenzene	5.0 U	5.0	1	10/25/15 20:17	
Chloroethane	5.0 U	5.0	1	10/25/15 20:17	
Chloroform	5.0 U	5.0	1	10/25/15 20:17	
Chloromethane	5.0 U	5.0	1	10/25/15 20:17	
Dibromochloromethane	5.0 U	5.0	1	10/25/15 20:17	
1,1-Dichloroethane	5.0 U	5.0	1	10/25/15 20:17	
1,2-Dichloroethane	5.0 U	5.0	1	10/25/15 20:17	
1,1-Dichloroethene	5.0 U	5.0	1	10/25/15 20:17	
cis-1,2-Dichloroethene	5.0 U	5.0	1	10/25/15 20:17	
trans-1,2-Dichloroethene	5.0 U	5.0	1	10/25/15 20:17	
1,2-Dichloropropane	5.0 U	5.0	1	10/25/15 20:17	
cis-1,3-Dichloropropene	5.0 U	5.0	1	10/25/15 20:17	
trans-1,3-Dichloropropene	5.0 U	5.0	1	10/25/15 20:17	
Ethylbenzene	5.0 U	5.0	1	10/25/15 20:17	
2-Hexanone	10 U	10	1	10/25/15 20:17	
Methylene Chloride	5.0 U	5.0	1	10/25/15 20:17	
4-Methyl-2-pentanone (MIBK)	10 U	10	1	10/25/15 20:17	
Styrene	5.0 U	5.0	1	10/25/15 20:17	
1,1,2,2-Tetrachloroethane	5.0 U	5.0	1	10/25/15 20:17	
Tetrachloroethene	5.0 U	5.0	1	10/25/15 20:17	
Toluene	5.0 U	5.0	1	10/25/15 20:17	
1,1,1-Trichloroethane	5.0 U	5.0	1	10/25/15 20:17	
1,1,2-Trichloroethane	5.0 U	5.0	1	10/25/15 20:17	
Trichloroethene	5.0 U	5.0	1	10/25/15 20:17	
Vinyl Chloride	5.0 U	5.0	1	10/25/15 20:17	
o-Xylene	5.0 U	5.0	1	10/25/15 20:17	
m,p-Xylenes	5.0 U	5.0	1	10/25/15 20:17	

Surrogate Name	% Rec	Control Limits	Date Analyzed	Q
4-Bromofluorobenzene	109	85 - 122	10/25/15 20:17	
Toluene-d8	107	87 - 121	10/25/15 20:17	
Dibromofluoromethane	113	89 - 119	10/25/15 20:17	

**ALS Group USA, Corp.**  
dba ALS Environmental

Analytical Report

**Client:** ARCADIS of New York, Inc.  
**Project:** Crosman/B0041501.0001.00001  
**Sample Matrix:** Water

**Service Request:** R1508997  
**Date Collected:** NA  
**Date Received:** NA

**Sample Name:** Method Blank  
**Lab Code:** RQ1512982-04

**Units:** ug/L  
**Basis:** NA

**Volatile Organic Compounds by GC/MS**

**Analysis Method:** 8260C  
**Prep Method:** EPA 5030C

Analyte Name	Result	MRL	Dil.	Date Analyzed	Q
Acetone	10 U	10	1	10/25/15 13:07	
Benzene	5.0 U	5.0	1	10/25/15 13:07	
Bromodichloromethane	5.0 U	5.0	1	10/25/15 13:07	
Bromoform	5.0 U	5.0	1	10/25/15 13:07	
Bromomethane	5.0 U	5.0	1	10/25/15 13:07	
2-Butanone (MEK)	10 U	10	1	10/25/15 13:07	
Carbon Disulfide	10 U	10	1	10/25/15 13:07	
Carbon Tetrachloride	5.0 U	5.0	1	10/25/15 13:07	
Chlorobenzene	5.0 U	5.0	1	10/25/15 13:07	
Chloroethane	5.0 U	5.0	1	10/25/15 13:07	
Chloroform	5.0 U	5.0	1	10/25/15 13:07	
Chloromethane	5.0 U	5.0	1	10/25/15 13:07	
Dibromochloromethane	5.0 U	5.0	1	10/25/15 13:07	
1,1-Dichloroethane	5.0 U	5.0	1	10/25/15 13:07	
1,2-Dichloroethane	5.0 U	5.0	1	10/25/15 13:07	
1,1-Dichloroethene	5.0 U	5.0	1	10/25/15 13:07	
cis-1,2-Dichloroethene	5.0 U	5.0	1	10/25/15 13:07	
trans-1,2-Dichloroethene	5.0 U	5.0	1	10/25/15 13:07	
1,2-Dichloropropane	5.0 U	5.0	1	10/25/15 13:07	
cis-1,3-Dichloropropene	5.0 U	5.0	1	10/25/15 13:07	
trans-1,3-Dichloropropene	5.0 U	5.0	1	10/25/15 13:07	
Ethylbenzene	5.0 U	5.0	1	10/25/15 13:07	
2-Hexanone	10 U	10	1	10/25/15 13:07	
Methylene Chloride	5.0 U	5.0	1	10/25/15 13:07	
4-Methyl-2-pentanone (MIBK)	10 U	10	1	10/25/15 13:07	
Styrene	5.0 U	5.0	1	10/25/15 13:07	
1,1,2,2-Tetrachloroethane	5.0 U	5.0	1	10/25/15 13:07	
Tetrachloroethene	5.0 U	5.0	1	10/25/15 13:07	
Toluene	5.0 U	5.0	1	10/25/15 13:07	
1,1,1-Trichloroethane	5.0 U	5.0	1	10/25/15 13:07	
1,1,2-Trichloroethane	5.0 U	5.0	1	10/25/15 13:07	
Trichloroethene	5.0 U	5.0	1	10/25/15 13:07	
Vinyl Chloride	5.0 U	5.0	1	10/25/15 13:07	
o-Xylene	5.0 U	5.0	1	10/25/15 13:07	
m,p-Xylenes	5.0 U	5.0	1	10/25/15 13:07	

Surrogate Name	% Rec	Control Limits	Date Analyzed	Q
4-Bromofluorobenzene	109	85 - 122	10/25/15 13:07	
Toluene-d8	108	87 - 121	10/25/15 13:07	
Dibromofluoromethane	115	89 - 119	10/25/15 13:07	

**ALS Group USA, Corp.**  
dba ALS Environmental

Analytical Report

**Client:** ARCADIS of New York, Inc.  
**Project:** Crosman/B0041501.0001.00001  
**Sample Matrix:** Water

**Service Request:** R1508997  
**Date Collected:** NA  
**Date Received:** NA

**Sample Name:** Method Blank  
**Lab Code:** RQ1513027-04

**Units:** ug/L  
**Basis:** NA

**Volatile Organic Compounds by GC/MS**

**Analysis Method:** 8260C  
**Prep Method:** EPA 5030C

Analyte Name	Result	MRL	Dil.	Date Analyzed	Q
Acetone	10 U	10	1	10/26/15 11:25	
Benzene	5.0 U	5.0	1	10/26/15 11:25	
Bromodichloromethane	5.0 U	5.0	1	10/26/15 11:25	
Bromoform	5.0 U	5.0	1	10/26/15 11:25	
Bromomethane	5.0 U	5.0	1	10/26/15 11:25	
2-Butanone (MEK)	10 U	10	1	10/26/15 11:25	
Carbon Disulfide	10 U	10	1	10/26/15 11:25	
Carbon Tetrachloride	5.0 U	5.0	1	10/26/15 11:25	
Chlorobenzene	5.0 U	5.0	1	10/26/15 11:25	
Chloroethane	5.0 U	5.0	1	10/26/15 11:25	
Chloroform	5.0 U	5.0	1	10/26/15 11:25	
Chloromethane	5.0 U	5.0	1	10/26/15 11:25	
Dibromochloromethane	5.0 U	5.0	1	10/26/15 11:25	
1,1-Dichloroethane	5.0 U	5.0	1	10/26/15 11:25	
1,2-Dichloroethane	5.0 U	5.0	1	10/26/15 11:25	
1,1-Dichloroethene	5.0 U	5.0	1	10/26/15 11:25	
cis-1,2-Dichloroethene	5.0 U	5.0	1	10/26/15 11:25	
trans-1,2-Dichloroethene	5.0 U	5.0	1	10/26/15 11:25	
1,2-Dichloropropane	5.0 U	5.0	1	10/26/15 11:25	
cis-1,3-Dichloropropene	5.0 U	5.0	1	10/26/15 11:25	
trans-1,3-Dichloropropene	5.0 U	5.0	1	10/26/15 11:25	
Ethylbenzene	5.0 U	5.0	1	10/26/15 11:25	
2-Hexanone	10 U	10	1	10/26/15 11:25	
Methylene Chloride	5.0 U	5.0	1	10/26/15 11:25	
4-Methyl-2-pentanone (MIBK)	10 U	10	1	10/26/15 11:25	
Styrene	5.0 U	5.0	1	10/26/15 11:25	
1,1,2,2-Tetrachloroethane	5.0 U	5.0	1	10/26/15 11:25	
Tetrachloroethene	5.0 U	5.0	1	10/26/15 11:25	
Toluene	5.0 U	5.0	1	10/26/15 11:25	
1,1,1-Trichloroethane	5.0 U	5.0	1	10/26/15 11:25	
1,1,2-Trichloroethane	5.0 U	5.0	1	10/26/15 11:25	
Trichloroethene	5.0 U	5.0	1	10/26/15 11:25	
Vinyl Chloride	5.0 U	5.0	1	10/26/15 11:25	
o-Xylene	5.0 U	5.0	1	10/26/15 11:25	
m,p-Xylenes	5.0 U	5.0	1	10/26/15 11:25	

Surrogate Name	% Rec	Control Limits	Date Analyzed	Q
4-Bromofluorobenzene	110	85 - 122	10/26/15 11:25	
Toluene-d8	108	87 - 121	10/26/15 11:25	
Dibromofluoromethane	114	89 - 119	10/26/15 11:25	

**ALS Group USA, Corp.**  
dba ALS Environmental

QA/QC Report

**Client:** ARCADIS of New York, Inc.  
**Project:** Crosman/B0041501.0001.00001  
**Sample Matrix:** Water

**Service Request:** R1508997  
**Date Analyzed:** 10/25/15

**Lab Control Sample Summary**  
**Volatile Organic Compounds by GC/MS**

**Units:**ug/L  
**Basis:**NA

**Lab Control Sample**  
RQ1512982-03

Analyte Name	Analytical Method	Result	Spike Amount	% Rec	% Rec Limits
Acetone	8260C	20.0	20.0	100	40-161
Benzene	8260C	19.5	20.0	98	76-118
Bromodichloromethane	8260C	20.6	20.0	103	78-126
Bromoform	8260C	22.5	20.0	113	71-136
Bromomethane	8260C	15.4	20.0	77	42-166
2-Butanone (MEK)	8260C	19.9	20.0	100	61-137
Carbon Disulfide	8260C	17.0	20.0	85	65-127
Carbon Tetrachloride	8260C	23.0	20.0	115	68-125
Chlorobenzene	8260C	20.5	20.0	102	80-121
Chloroethane	8260C	19.1	20.0	95	70-127
Chloroform	8260C	18.9	20.0	94	76-120
Chloromethane	8260C	23.5	20.0	118	69-145
Dibromochloromethane	8260C	22.5	20.0	113	77-128
1,1-Dichloroethane	8260C	18.9	20.0	95	78-117
1,2-Dichloroethane	8260C	20.6	20.0	103	71-127
1,1-Dichloroethene	8260C	19.9	20.0	100	74-135
cis-1,2-Dichloroethene	8260C	18.8	20.0	94	80-121
trans-1,2-Dichloroethene	8260C	19.8	20.0	99	80-120
1,2-Dichloropropane	8260C	20.0	20.0	100	80-119
cis-1,3-Dichloropropene	8260C	21.4	20.0	107	74-126
trans-1,3-Dichloropropene	8260C	22.5	20.0	112	67-135
Ethylbenzene	8260C	20.8	20.0	104	76-120
2-Hexanone	8260C	23.1	20.0	115	63-124
Methylene Chloride	8260C	18.6	20.0	93	73-122
4-Methyl-2-pentanone (MIBK)	8260C	23.2	20.0	116	66-124
Styrene	8260C	21.0	20.0	105	80-124
1,1,2,2-Tetrachloroethane	8260C	19.7	20.0	99	78-122
Tetrachloroethene	8260C	22.7	20.0	114	78-124
Toluene	8260C	20.4	20.0	102	77-120
1,1,1-Trichloroethane	8260C	20.1	20.0	101	74-120
1,1,2-Trichloroethane	8260C	19.7	20.0	98	82-118
Trichloroethene	8260C	21.0	20.0	105	78-123
Vinyl Chloride	8260C	21.5	20.0	107	69-133

ALS Group USA, Corp.  
dba ALS Environmental

QA/QC Report

**Client:** ARCADIS of New York, Inc.  
**Project:** Crosman/B0041501.0001.00001  
**Sample Matrix:** Water

**Service Request:** R1508997  
**Date Analyzed:** 10/25/15

**Lab Control Sample Summary**  
**Volatile Organic Compounds by GC/MS**

**Units:**ug/L  
**Basis:**NA

**Lab Control Sample**  
RQ1512982-03

Analyte Name	Analytical Method	Result	Spike Amount	% Rec	% Rec Limits
o-Xylene	8260C	20.6	20.0	103	80-120
m,p-Xylenes	8260C	41.5	40.0	104	78-123



**ALS Group USA, Corp.**  
dba ALS Environmental

QA/QC Report

**Client:** ARCADIS of New York, Inc.  
**Project:** Crosman/B0041501.0001.00001  
**Sample Matrix:** Water

**Service Request:** R1508997  
**Date Analyzed:** 10/26/15

**Lab Control Sample Summary**  
**Volatile Organic Compounds by GC/MS**

**Units:**ug/L  
**Basis:**NA

**Lab Control Sample**  
RQ1513027-03

Analyte Name	Analytical Method	Result	Spike Amount	% Rec	% Rec Limits
Acetone	8260C	17.2	20.0	86	40-161
Benzene	8260C	18.4	20.0	92	76-118
Bromodichloromethane	8260C	19.2	20.0	96	78-126
Bromoform	8260C	22.6	20.0	113	71-136
Bromomethane	8260C	15.1	20.0	75	42-166
2-Butanone (MEK)	8260C	18.1	20.0	90	61-137
Carbon Disulfide	8260C	17.9	20.0	90	65-127
Carbon Tetrachloride	8260C	21.9	20.0	109	68-125
Chlorobenzene	8260C	22.1	20.0	111	80-121
Chloroethane	8260C	18.2	20.0	91	70-127
Chloroform	8260C	19.4	20.0	97	76-120
Chloromethane	8260C	23.3	20.0	117	69-145
Dibromochloromethane	8260C	23.9	20.0	119	77-128
1,1-Dichloroethane	8260C	18.6	20.0	93	78-117
1,2-Dichloroethane	8260C	19.4	20.0	97	71-127
1,1-Dichloroethene	8260C	20.4	20.0	102	74-135
cis-1,2-Dichloroethene	8260C	20.3	20.0	101	80-121
trans-1,2-Dichloroethene	8260C	20.1	20.0	100	80-120
1,2-Dichloropropane	8260C	20.3	20.0	102	80-119
cis-1,3-Dichloropropene	8260C	21.6	20.0	108	74-126
trans-1,3-Dichloropropene	8260C	20.5	20.0	102	67-135
Ethylbenzene	8260C	22.6	20.0	113	76-120
2-Hexanone	8260C	22.6	20.0	113	63-124
Methylene Chloride	8260C	19.2	20.0	96	73-122
4-Methyl-2-pentanone (MIBK)	8260C	21.3	20.0	106	66-124
Styrene	8260C	23.8	20.0	119	80-124
1,1,2,2-Tetrachloroethane	8260C	21.7	20.0	109	78-122
Tetrachloroethene	8260C	23.7	20.0	118	78-124
Toluene	8260C	20.9	20.0	105	77-120
1,1,1-Trichloroethane	8260C	21.5	20.0	107	74-120
1,1,2-Trichloroethane	8260C	18.7	20.0	93	82-118
Trichloroethene	8260C	21.3	20.0	107	78-123
Vinyl Chloride	8260C	21.2	20.0	106	69-133

ALS Group USA, Corp.  
dba ALS Environmental

QA/QC Report

**Client:** ARCADIS of New York, Inc.  
**Project:** Crosman/B0041501.0001.00001  
**Sample Matrix:** Water

**Service Request:** R1508997  
**Date Analyzed:** 10/26/15

**Lab Control Sample Summary**  
**Volatile Organic Compounds by GC/MS**

**Units:**ug/L  
**Basis:**NA

**Lab Control Sample**  
RQ1513027-03

Analyte Name	Analytical Method	Result	Spike Amount	% Rec	% Rec Limits
o-Xylene	8260C	22.8	20.0	114	80-120
m,p-Xylenes	8260C	46.1	40.0	115	78-123

# CHAIN OF CUSTODY/LABORATORY ANALYSIS REQUEST FORM

31486

1565 Jefferson Road, Building 300, Suite 360 • Rochester, NY 14623 | +1 585 288 5380 +1 585 288 8475 (fax) PAGE 1 OF 1

Project Name **SPRISMAN** Project Number **B00 41501.0001.0009**

ANALYSIS REQUESTED (Include Method Number and Container Preservative)

Project Manager **ARCADIS** Report CC

PRESERVATIVE

Preservative Key

- 0. NONE
- 1. HCL
- 2. HNO3
- 3. H2SO4
- 4. NaOH
- 5. Zn. Acetate
- 6. MeOH
- 7. NaHSO4
- 8. Other

Company/Address

**280 WOODCURE DR SUITE**

**PHILADELPHIA NY**

Phone # **585 385 0990** Email

Sampler's Signature

*[Signature]*

Sampler's Printed Name

**C. Greenberg**

CLIENT SAMPLE ID

FOR OFFICE USE ONLY LAB ID

DATE

SAMPLING TIME

MATRIX

NUMBER OF CONTAINERS

- ☒ GC/MS VOAs  
o 8261 o 624 o CLP
- ☐ GC/MS SVOAs  
o 8270 o 625
- ☐ GC VOAs  
o 8021 o 601/602
- ☐ PESTICIDES  
o 8081 o 608
- ☐ PCBs  
o 8082 o 608
- ☐ METALS, TOTAL  
(List in comments below)
- ☐ METALS, DISSOLVED  
(List in comments below)

REMARKS/  
ALTERNATE DESCRIPTION

<b>PA-1</b>			<b>10/21/15</b>	<b>0830</b>	<b>40</b>	<b>3</b>	<b>X</b>
<b>MW-1</b>						<b>3</b>	
<b>MW-13</b>						<b>3</b>	
<b>MW-4</b>						<b>3</b>	
<b>MW-5</b>						<b>3</b>	
<b>MW-14</b>						<b>3</b>	
<b>MW-15</b>			<b>10/21/15</b>	<b>1130</b>	<b>40</b>	<b>3</b>	<b>X</b>
<b>TRAP BUNIC</b>							

SPECIAL INSTRUCTIONS/COMMENTS

TURNAROUND REQUIREMENTS  
RUSH (SURCHARGES APPLY)

1 day 2 day 3 day  
4 day 5 day

REPORT REQUIREMENTS

- ☐ I. Results Only
- ☐ II. Results + QC Summaries (LO3, DUP, MS/MSD as required)
- ☒ III. Results + QC and Calibration Summaries
- ☐ IV. Data Validation Report with:

**R1508997**  
Crossmatch  
ARCADIS of New York, Inc.

**5**



REQUESTED REPORT DATE  
**STANDARD**

ETA Yes No

PO #

INVOICE INFORMATION

STATE WHERE SAMPLES WERE COLLECTED

RELINQUISHED BY

RECEIVED BY

RELINQUISHED BY

RECEIVED BY

RELINQUISHED BY

RECEIVED BY

Signature

Signature

Signature

Signature

Signature

Signature

Printed Name

Printed Name

Printed Name

Printed Name

Printed Name

Printed Name

Firm

Firm

Firm

Firm

Firm

Firm

Date/Time

Date/Time

Date/Time

Date/Time

Date/Time

Date/Time



## Cooler Receipt and Preservation

R1508997

ARCADIS of New York, Inc.  
Crosman

5

Project/Client Arcadis Folder NumberCooler received on 10/21/15 by: MARCOURIER FEDEX VELOCITY CLIENT

1	Were Custody seals on outside of cooler?	<u>Y</u> <u>N</u>
2	Custody papers properly completed (ink, signed)?	<u>Y</u> <u>N</u>
3	Did all bottles arrive in good condition (unbroken)?	<u>Y</u> <u>N</u>
4	Circle: <u>Wet Ice</u> Dry Ice Gel packs present?	<u>Y</u> <u>N</u>

5a	Perchlorate samples have required headspace?	<u>Y</u> <u>N</u> <u>NA</u>
5b	Did VOA vials, Alk, or Sulfide have sig* bubbles?	<u>Y</u> <u>N</u> <u>NA</u>
6	Where did the bottles originate?	<u>ALS/ROC</u> <u>CLIENT</u>
7	Soil VOA received as: Bulk Encore 5035set	<u>NA</u>

8. Temperature Readings Date: \_\_\_\_\_ Time: 1230 ID: IR#3 IR#3 From: Temp Blank Sample Bottle

Observed Temp (°C)	<u>6.7</u>						
Correction Factor (°C)	<u>-</u>						
Corrected Temp (°C)	<u>6.7</u>						
Within 0-6°C?	<u>Y</u> <u>N</u>	<u>Y</u> <u>N</u>	<u>Y</u> <u>N</u>	<u>Y</u> <u>N</u>	<u>Y</u> <u>N</u>	<u>Y</u> <u>N</u>	<u>Y</u> <u>N</u>
If <0°C, were samples frozen?	<u>Y</u> <u>N</u>	<u>Y</u> <u>N</u>	<u>Y</u> <u>N</u>	<u>Y</u> <u>N</u>	<u>Y</u> <u>N</u>	<u>Y</u> <u>N</u>	<u>Y</u> <u>N</u>

If out of Temperature, note packing/ice condition: \_\_\_\_\_ Ice melted \_\_\_\_\_ Poorly Packed \_\_\_\_\_ Same Day Rule

&amp; Client Approval to Run Samples: \_\_\_\_\_ Standing Approval \_\_\_\_\_ Client aware at drop-off \_\_\_\_\_ Client notified by: \_\_\_\_\_

All samples held in storage location: 8002 by MAR on 10/21/15 at 1235  
5035 samples placed in storage location: \_\_\_\_\_ by \_\_\_\_\_ on \_\_\_\_\_ at \_\_\_\_\_PC Secondary Review: JMW 10/23/15Cooler Breakdown: Date: 10/21/15 Time: 1511 by: MDS

- Were all bottle labels complete (i.e. analysis, preservation, etc.)? YES NO
- Did all bottle labels and tags agree with custody papers? YES NO
- Were correct containers used for the tests indicated? YES NO
- Air Samples: Cassettes / Tubes Intact \_\_\_\_\_ Canisters Pressurized \_\_\_\_\_ Tedlar® Bags Inflated N/A

Explain any discrepancies:

pH	Reagent	Yes	No	Lot Received	Exp	Sample ID	Vol. Added	Lot Added	Final pH
≥12	NaOH								
≤2	HNO <sub>3</sub>								
≤2	H <sub>2</sub> SO <sub>4</sub>								
<4	NaHSO <sub>4</sub>								
Residual Chlorine (-)	For CN Phenol and 522			If +, contact PM to add Na <sub>2</sub> S <sub>2</sub> O <sub>3</sub> (CN), ascorbic (phenol).					
	Na <sub>2</sub> S <sub>2</sub> O <sub>3</sub>	-	-						
	ZnAcetate	-	-						
	HCl	**	**	<u>9114070</u>	<u>9/16</u>				

Yes=All samples OK

No=Samples were preserved at The lab as listed

PM OK to Adjust: \_\_\_\_\_

\*\*Not to be tested before analysis – pH tested and recorded by VOAs on a separate worksheet

Bottle lot numbers: 5720-002

Other Comments:

Sig bubbles on MW-15 (1)PC Secondary Review: JMW 10/23/15

\*significant air bubbles: VOA &gt; 5-6 mm : WC &gt; 1 in. diameter