



Feasibility Study

1000 Turk Hill Road
Monroe County
Fairport, New York

October 22, 2018

Prepared for:

New Coleman Holdings, LLC

Prepared by:

**Roux Environmental Engineering
and Geology, D.P.C.**

209 Shafter Street
Islandia, New York 11749

Table of Contents

CERTIFICATION.....	iv
LIST OF KEY ACRONYMS AND UNITS	v
1. INTRODUCTION.....	1
1.1 Objectives and Scope.....	1
2. SITE DESCRIPTION AND HISTORY	2
2.1 Site Description	2
2.2 Site History	2
2.3 Zoning and Land Use	2
3. SUMMARY OF PREVIOUS ENVIRONMENTAL INVESTIGATIONS	3
3.1 Prior Environmental Investigations.....	3
3.2 Site Hydrogeologic Conditions	4
3.2.1 Site Stratigraphy.....	4
3.2.2 Groundwater Elevation and Flow Patterns	4
3.2.3 Soil Quality	5
3.2.4 Sediment Quality.....	6
3.2.5 Groundwater Quality	7
3.2.6 Soil Vapor Quality	7
3.2.7 Areas of Concern	8
4. REMEDIAL GOALS, SCGS, AND REMEDIAL ACTION OBJECTIVES.....	9
4.1 Remedial Goals	9
4.2 Standards, Criteria, and Guidelines	9
4.3 Remedial Action Objectives.....	11
4.4 General Response Actions.....	12
5. REMEDY SELECTION PROCESS.....	14
5.1 Identification of Remedial Technologies.....	14
5.1.1 Excavation.....	14
5.1.2 <i>In Situ</i> Bioremediation.....	15
5.1.3 <i>In Situ</i> Enhanced Reductive Dechlorination (ERD)	15
5.1.4 SVE	16
5.2 Remedial Alternative Evaluation Criteria.....	16
6. IDENTIFICATION OF REMEDIAL ALTERNATIVES.....	18
6.1 Evaluation of Remedial Alternative 1: No Further Action	18
6.1.1 Overall Protection of Human Health and the Environment.....	18
6.1.2 Standards, Criteria, and Guidance.....	18
6.1.3 Long-Term Effectiveness and Permanence	18
6.1.4 Reduction of Toxicity, Mobility, or Volume	19
6.1.5 Short-Term Impacts and Effectiveness.....	19
6.1.6 Implementability	19
6.1.7 Cost.....	19
6.1.8 Land Use.....	19

Table of Contents (Continued)

6.2 Evaluation of Remedial Alternative 2: Excavation to Meet Unrestricted Use SCOs, ERD, Bioremediation, and SSDS Operation	19
6.2.1 Overall Protection of Human Health and the Environment	20
6.2.2 Standards, Criteria, and Guidance	20
6.2.3 Long-Term Effectiveness and Permanence	20
6.2.4 Reduction of Toxicity, Mobility, or Volume	21
6.2.5 Short-Term Effectiveness	21
6.2.6 Implementability	21
6.2.7 Cost	21
6.2.8 Land Use	22
6.3 Remedial Alternative 3: Excavation to Meet Commercial Use SCOs, ERD, Bioremediation, SSDS Operation, and ICs	22
6.3.1 Overall Protection of Human Health and the Environment	22
6.3.2 Compliance with SCGs	22
6.3.3 Long-Term Effectiveness and Permanence	23
6.3.4 Reduction of Toxicity, Mobility, or Volume	23
6.3.5 Short-Term Effectiveness	23
6.3.6 Implementability	23
6.3.7 Cost	23
6.3.8 Land Use	24
7. RECOMMENDED REMEDIAL ACTION ALTERNATIVE	25
8. REFERENCES	26

Tables

1. Summary of Volatile Organic Compounds in Soil
2. Summary of Semivolatile Organic Compounds in Soil
3. Summary of Metals in Soil
4. Summary of Polychlorinated Biphenyls in Soil
5. Summary of Pesticides in Soil
6. Summary of Volatile Organic Compounds in Sediment
7. Summary of Semivolatile Organic Compounds in Sediment
8. Summary of Metals in Sediment
9. Summary of Polychlorinated Biphenyls in Sediment
10. Summary of Pesticides in Sediment
11. Summary of Volatile Organic Compounds in Groundwater
12. Summary of Semivolatile Organic Compounds in Groundwater
13. Summary of Metals in Groundwater
14. Summary of Polychlorinated Biphenyls in Groundwater
15. Summary of Pesticides in Groundwater

Table of Contents (Continued)

16. Summary of Volatile Organic Compounds in Soil Vapor
17. Technology Screening Table
18. Cost Estimate for Remedial Alternative 1 - No Further Action
19. Cost Estimate for Remedial Alternative 2 - Excavation to Meet Unrestricted Use SCOs, ERD, Bioremediation and SSDS Operation
20. Cost Estimate for Remedial Alternative 3 - Excavation to Meet Commercial Use SCOs, ERD, Bioremediation and SSDS Operation

Figures

1. Site Location Map
2. Site Plan
3. Groundwater Table Elevations – Low Water Conditions (March 2017)
4. Groundwater Table Elevations – High Water Conditions (August 2017)
5. Conceptual Limits of Proposed Excavation
6. Conceptual *In Situ* Groundwater Treatment Injection Locations

Appendices


- A. Remedial Investigation Box Maps
- B. Remedial Investigation Soil Boring Logs

CERTIFICATION

I, Omar Ramotar, certify that I am currently a NYS-registered professional engineer and that this Feasibility Study was prepared in accordance with all applicable statutes and regulations and in substantial conformance with the DER Technical Guidance for Site Investigation and Remediation and the Consent Orders between the State of New York and Coleman Holdings, LLC, dated March 26, 2014.

Omar Ramotar, P.E.
NYS Professional Engineer #077995

10/30/18
Date


Signature

LIST OF KEY ACRONYMS AND UNITS

Acronym/Units	Definition
AOC	Area of Concern
AS	Air Sparging
AWQSGV	Ambient Water Quality Standards and Guidance Values
BLS	Below Land Surface
CAMP	Community Air Monitoring Plan
CIS-1,2-DCE	Cis-1,2-Dichloroethene
COC	Contaminant of Concern
CVOC	Chlorinated Volatile Organic Compound
DER	Division of Environmental Remediation
EC	Engineering Control
ERD	Enhanced Reductive Dechlorination
FS	Feasibility Study
GRA	General Response Action
HASP	Health and Safety Plan
IC	Institutional Control
µG/KG	Micrograms Per Kilogram
MG/KG	Milligram Per Kilogram
NYSDEC	New York State Department of Environmental Conservation
NYSDOH	New York State Department of Health
O&M	Operation and Maintenance
PCB	Polychlorinated Biphenyl
RAO	Remedial Action Objection
RI	Remedial Investigation
SCG	Standards, Criteria, and Guidance
SCO	Soil Cleanup Objective
SGV	Sediment Guidance Value
SMP	Site Management Plan
SSDS	Sub-Slab Depressurization System
SVE	Soil Vapor Extraction
SVOC	Semi-volatile Organic Compound
TAGM	Technical Administrative Guidance Memorandum
TCE	Trichloroethylene
USEPA	United States Environmental Protection Agency
UST	Underground Storage Tank
VOC	Volatile Organic Compound

1. INTRODUCTION

On behalf of New Coleman Holdings, LLC. (Coleman), Roux Environmental Engineering and Geology, D.P.C. (hereafter referred to as Roux) have prepared this Feasibility Study (FS) for the property located at 1000 Turk Hill Road, Fairport, Monroe County, New York (Site). The Site location is shown on Figure 1. The Site is enrolled in the New York State Department of Environmental Conservation (NYSDEC) Inactive Hazardous Waste Disposal Site (Superfund) Program (Site No. 828161), as a Class 2 Site.

This FS identifies and evaluates remedial alternatives to address potential threats to human health and the environment at the Site. The remedial alternative evaluation process was conducted in accordance with the requirements of the Order on Consent (Index No. B8-0823-14-01) between NYSDEC and Coleman, dated March 26, 2014.

1.1 Objectives and Scope

The media of concern consist of residual impacts to soil, soil vapor, and groundwater beneath portions of the Site. The objective of this FS will be to determine the most appropriate remedial alternative to address the media of concern. The FS will achieve this objective through the identification, development, and evaluation of alternatives to remediate the impacted soil, soil vapor, and groundwater.

The identification and analyses of remedial alternatives in the FS will generally be performed in accordance with the NYSDEC Technical and Administrative Guidance Memorandum (TAGM) #4030, "Selection of Remedial Actions at Inactive Hazardous Waste Sites, September 13, 1989 (revised May 15, 1990)" (NYSDEC, 1990), the NYSDEC Division of Environmental Remediation (DER) guidance document titled, "DER-10, Technical Guidance for Site Investigation and Remediation" (NYSDEC, 2010), and the Inactive Hazardous Waste Disposal Site Program regulation (6 NYCRR Section 375-1.10).

2. SITE DESCRIPTION AND HISTORY

2.1 Site Description

The Site is located at 1000 Turk Hill Road, Fairport, Monroe County, New York, and is bounded by Turk Hill Road (west), the New York State Canal System (successor to the Erie Canal, hereafter referred to as the Canal) (north and east), and residential properties (south). The Site is approximately 7.86 acres in size and is currently improved with three buildings that are leased to multiple tenants and utilized for various commercial and industrial purposes. The buildings are designated Buildings 1 through 3, as shown on Figure 2. The buildings are surrounded with asphalt parking and landscaping. A two-acre area located in the southern portion of the Site is currently wooded and not improved with buildings or asphalt.

2.2 Site History

The Site was improved with the existing three buildings in the late 1890s/early 1900s by Cobbs Canary, a food processing and canning company. Canning operations continued until 1923 when Crosman Arms (Crosman) acquired the Site. Crosman operated the Site as a BB gun manufacturing facility until 1984. Crosman's manufacturing operations included machine coating, plating, cooling, painting, and degreasing. A commuter railroad also operated along the southern portion of the Site between 1909 and 1931. The Rochester, Syracuse, and Eastern Railroad operated this electric Trolley line between Rochester and Syracuse. In 1984, the Site was divided into a multi-tenant commercial park referred to as Turk Hill Park.

The historical operations at the Site were influenced by the presence of the adjacent Canal. Construction of the Canal began in 1817 and moved westward reaching Bushnell's Basin by 1821, which is located approximately four miles west of the Site. During the construction of the Canal, soils were excavated and piled on the downhill side to form a walkway known as a towpath. The completion of the Canal fostered economic and industrial growth in Monroe County and in general throughout upstate New York. By the 1830s, hundreds of boats (barges) operated on the Canal, mostly moving raw materials, coal, and finished goods to and from various industrial facilities located along the length of the Canal.

2.3 Zoning and Land Use

The Department of Public Works for the Town of Perinton, New York provides information regarding land use and zoning at <http://www.perinton.org/Departments/Building/maps>. The Site is zoned for industrial and municipal/transportation use. Current uses of the properties within the Site include, a fitness center, a commercial bakery, contractor storage, offices, metal fabrication and various other commercial and light-manufacturing operations. Based on historic and current uses, the local zoning and information provided by the property manager, the reasonably anticipated long-term uses of the Site will remain commercial, industrial and transportation.

3. SUMMARY OF PREVIOUS ENVIRONMENTAL INVESTIGATIONS

This section presents a summary of the previous environmental investigations completed at the Site, followed by a summary of the environmental conditions with respect to the hydrogeology, soil quality, groundwater quality, soil vapor quality, and key findings regarding environmental conditions at the Site. Each of the reports listed in the following section have been previously submitted to the NYSDEC by various consultants, on behalf of Coleman.

3.1 Prior Environmental Investigations

Subsurface investigations have been conducted throughout the Site from 1990 through 2017, to delineate the nature and extent of potential contamination, and characterize soil, groundwater, and soil vapor quality beneath the Site. Investigation and remedial activities included, but were not limited to, underground storage tank (UST) removal, suspect asbestos-containing material sampling, monitoring well installation, soil vapor point installation, test pitting, soil borings, macro-core collection, geophysical investigation, groundwater testing, soil testing, and soil vapor testing. The associated reports are listed below:

- Environmental Audit (Lozier Architects & Engineers, 1993);
- UST Removal Report (Lozier Architects & Engineers, 1994);
- Environmental Audit (Lozier Architects & Engineers, 1995);
- Phase I Environmental Site Assessment (GZA GeoEnvironmental of New York, 2001);
- Phase II Environmental Study (Day Environmental, Inc., 2002);
- Contaminant Delineation and Removal of Contaminated Soil (Leader Professional Services, 2004);
- Summary of Contaminant Delineation and Removal Activities (Leader Professional Services, 2006);
- Phase I Environmental Site Assessment (LAC, 2006);
- Phase II Subsurface Investigation (Phase II) (AEI, 2008);
- Supplemental Phase II Subsurface Investigation (AEI Consultants, 2009);
- Passive Soil-Gas Survey – Analytical Report (Beacon Environmental Services, Inc, 2011);
- Phase II Supplemental Investigation Report, Vapor Intrusion Survey (PES Associates, Inc., 2011a);
- Phase II Draft Remedial Investigation Work Plan (PES Associates, Inc. 2011b);
- Final Interim Remedial Measure Vapor Intrusion Work Plan (CB&I E&I Engineering of New York [CB&I], 2014);
- Remedial Investigation Work Plan/Feasibility Study Work Plan, Rev. 1 (Aptim Environmental & Infrastructure, Inc.[Aptim], 2015);
- Final Vapor Intrusion Interim Remedial Measures Report for Buildings 1 and 3 (CB&I, 2016); and
- Remedial Investigation Report (Aptim, 2018).

The Remedial Investigation (RIs) was completed between September 2015 and January 2018. The NYSDEC accepted and approved the conceptual Site model presented in Aptim's 2018 RI Report on August 2, 2018.

A summary of the hydrogeologic conditions, groundwater flow, and soil, groundwater, and soil vapor quality based on the results of previous investigations including the RI, and data collected as part of on-going, Site-wide groundwater monitoring activities, is provided below.

3.2 Site Hydrogeologic Conditions

The Site is located approximately 475 feet above mean sea level (United States Geological Survey, 1972). The 1972 United States Department of Agriculture Soil Conservation Service's Soil Survey of Monroe County, indicated that the Site is comprised of Ontario Loam, which is a portion of the Halsey soil series, and has moderate permeability and medium acidic soil reaction characteristics. The Site is located within the Lake Erie-Ontario Basin physiographic province of New York, which is underlain by sedimentary rocks consisting mostly of shale and limestone (1987 Geologic Map of New York State).

The Canal is located on the northern border of the Site and generally flows eastward during its operating season, discussed further in Section 3.2.2. Regional groundwater flow in the vicinity of the Site is generally northward and westward towards the Irondequoit Bay and Lake Ontario. The hydrogeologic conditions described below are based upon the collective results of prior investigations. The focus of the discussion is on the key hydrogeologic conditions that may influence the nature and extent and migration of contamination and the remediation of contamination at the Site.

3.2.1 Site Stratigraphy

Based on information gathered from previous investigations and a review of the general construction techniques used to build the Canal, fill materials originating from the Canal construction are located onsite near the shoreline of the Canal. Other portions of the Site have also reportedly been filled with sediments that were excavated from the Canal. This fill material is likely co-mingled with native soils and is of similar lithology to native soils, often making distinction between those lithologic units difficult. The overburden consists of a single unit comprised primarily of sand and silty sand with smaller intervals of clay, silt, gravel, and some organic soils in landscaped and other unimproved areas. The overburden generally extends from grade or from below pavement and/or building slabs to refusal (presumably on bedrock). The top of the bedrock surface is encountered between approximately 10 and 27 feet below land surface (bls), depending on location at the Site. The variability in overburden thickness was generally consistent with changes in surface elevation.

The shallow bedrock encountered in borings installed during the RI was predominantly brown to reddish-brown weathered shale. The transition from weathered to competent bedrock was not observed in the samples collected. This condition is typical of relatively soft, stratified sedimentary bedrock, as these types of rock are more easily fractured and/or penetrated by the drilling equipment. Based on the drill auger refusals at depths between approximately 20 to 38 feet bls observed during the RI, these depths likely correlate with the top of competent bedrock.

3.2.2 Groundwater Elevation and Flow Patterns

The Canal is located along the northern and eastern borders of the Site and flows eastward during the operating season. The easterly flow is generated as operational water is fed into the Canal from the Niagara River in Tonawanda, New York. This water is used to assure an adequate supply is available to operate the various locks in the Canal system, such as those located just west of the Site in Pittsford, New York. The New York State Canal Corporation operates the Canal on a seasonal basis during the warmer months of the year. The Canal is seasonally drained beginning in early November and is then pumped down so that little water

remains in the Canal by December 1 of each year. The low water level state continues until April when the Canal is refilled with water and is eventually reopened to marine traffic. Figures 3 and 4 shows the groundwater elevation contours across the Site during low- and high-water level conditions in the Canal.

With the exception of MW-12S, groundwater elevations in overburden soil and in weathered bedrock fluctuate with the seasonal changes in the water level of the Canal. Groundwater elevations indicate that, other than times when the Canal is being filled or drained, migration of groundwater to or from the Site is very limited due to a generally flat-water table across the Site, except for at MW-12S and in other seasonally-affected areas.

Groundwater elevations at MW-12S are consistently higher than in adjacent wells (by as much as 25 feet). MW-12S represents an area of mounded groundwater behind the subsurface structure of Building 2. Both bedrock surface topography and ground surface topography slope down from Turk Hill Road (west of MW-12S) towards Building 2. Groundwater elevations at MW-12S generally increase and decrease with annual precipitation trends, which does not appear to influence groundwater elevations in adjacent wells and across the Site. It is likely that variations in groundwater levels at MW-12S are strongly influenced by local surface water runoff and infiltration from the adjacent hillside, and the foundation for Building 2.

Excluding MW-12S, the potentiometric surface is relatively flat across the Site when the Canal is full (high groundwater events). The potentiometric surface is also relatively flat when the Canal is drained (low groundwater events), with isolated areas of elevated groundwater levels. Most of the shallow overburden wells are dry during low groundwater events; however, levels observed in MW-2S, MW-4S, MW-9S, and MW-28S have been recorded at two to ten feet higher than in adjacent wells and in the Canal. These areas of elevated groundwater are generally isolated and were interpreted by former consultants as zones of perched groundwater, distinct from adjacent shallow wells. However, a review of geologic logs by Roux did not indicate a lithologic basis for reaching the conclusion that perched groundwater existed at these areas (e.g., low permeability lenses). Heterogeneities in weathered bedrock permeability, elevation, and topography are more likely the factors influencing the water-level variations. Based on these observations, the predominant influence on groundwater elevation, flow direction, and gradient, is the elevation of water in the Canal.

Groundwater beneath the Site and in the area around the Site is not used as a source of potable water. According to the Monroe County Water Authority, surface water from Lake Ontario and/or Hemlock Lake is used for the municipal water supply throughout the town of Perinton, New York and the village of Fairport, New York.

3.2.3 Soil Quality

Soil impacted by chlorinated organic compounds (CVOC) was observed beneath the central and eastern portions of Building 1 during previous investigations. This portion of Building 1 was demolished in 2004 to remove the impacted soil and a new building was constructed and completed in 2006. Limited information was made available to Roux regarding the exact location of this excavation area and the specific remedial actions taken.

During the performance of the RI by APTIM, 109 soil samples were collected and sampled for volatile organic compounds (VOCs), semi-volatile organic compounds (SVOCs), metals, polychlorinated biphenyls (PCBs), and pesticides. Data summary tables containing the soil sample results from the Site compared to the

NYSDEC Unrestricted Use Soil Cleanup Objectives (SCOs) and Commercial Use SCOs are provided in Tables 1 through 5 and in the RI Report (APTIM, 2018). Soil sample locations are presented in Figure 2.

A review of soil quality data indicated that the primary contaminants of concern (COCs) in soil are the CVOCs trichloroethylene (TCE) and its degradation product cis-1,2-dichloroethene (cis-1,2-DCE) which are limited to an area around SB/MW-9S, which is located near a former waste oil underground storage tank (UST). The concentrations of TCE and cis-1,2-DCE exceeded Commercial Use SCOs in soil between six and eight feet bls. These impacts likely resulted from a release(s) from the former UST, which may have been used to store spent solvents used in BB gun manufacturing by Crosman. Concentrations of TCE also exceeded Commercial Use SCOs in Soil Borings SB-17 and SB-18 located in the loading dock of Building 3. These impacts may have resulted from material storage in this area. The remaining areas where TCE and cis-1,2-DCE were detected in soil were all in groundwater and resulted from the migration of impacted groundwater during the seasonal fluctuations in groundwater elevation discussed above.

Lead, arsenic, and copper concentrations in soil exceeded the Commercial Use SCOs in several samples including MW-2S (9 -11), MW-2M (11-13), MW-4S (7-9) and MW-11M (20-22). located immediately adjacent to the Canal. In Roux's opinion, these exceedances resulted from the deposition of dredge spoils from the Canal onto the Site during Canal construction, and are not related to releases from the Site, as evidenced by the presence of these metals in Canal sediment samples, further discussed in Section 3.2.4. The single deep exceedance of the Commercial Use SCO for arsenic in sample MW-11S (20-22 feet bls) is likely due to naturally-occurring arsenic in bedrock.

One SVOC [benzo(a)pyrene] exceeded the Commercial Use SCO at a depth greater than nine feet bls immediately adjacent to the Canal in Soil Boring SB-25. However, this SVOC (a polycyclic aromatic hydrocarbon [PAH]) is associated with the incomplete combustion of organic matter such as coal. Therefore, the exceedance is likely associated with historical Canal operations (e.g., coal steam boats, leaking fuels) and canal dredging activities. Additionally, benzo(a)pyrene was detected at concentrations exceeding the Commercial Use SCOs in four shallow (0-0.5 feet bls) soil samples collected from test pits (TP-3, TP-4, TP-7, and TP-10) excavated in the wooded area east of Building 3. These exceedances are also likely the result of historic canal dredge spoil deposition onto the Site and are likely indicative of regional soil conditions immediately adjacent to the Canal where excavation and dredge spoils were deposited.

Based on the results of the RI, metals and SVOC impacts at the Site are located at depth in two locations along the Canal and in the area of MW-11S. The single SVOC and several metals detections are all located greater than five feet bls, thereby minimizing the potential for human exposure. Due to the limited groundwater migration in the area, the potential for offsite migration of impacted groundwater is also minimal.

Metals and SVOC impacts in Site soil have been determined to be attributable to either Canal dredge soils, or, in the case of copper and arsenic are likely naturally-occurring metals contained within bedrock at the Site. Therefore, metals and PAHs are not considered to be COCs for the Site.

3.2.4 Sediment Quality

During the RI, four sediment samples were collected along the bank of the Canal and analyzed for VOCs, SVOCs, metals, PCBs, and pesticides. Sediment analytical results were compared to freshwater Sediment Guidance Values (SGVs) provided in the NYSDEC document titled "Division of Fish, Wildlife and Marine Resources Screening and Assessment of Contaminated Sediment" (NYSDEC, 2014). Summaries of the

sediment sample results from the Canal compared to the SGVs are provided in Tables 6 to 10. Sediment sample locations are shown on Figure 2.

Based on a review of the sediment analytical, sediments within the Canal have not been impacted by the CVOCs detected in soil and groundwater at the Site. The frequency and extent to which the various metals and SVOCs were detected in the Canal sediment further supported the opinion that the few metals and single SVOC exceedances detected in Site soils adjacent to the Canal result from the historic deposition of Canal dredge/excavation soils onto the Site.

3.2.5 Groundwater Quality

As part of the initial RI activities, in February 2016 APTIM collected 11 groundwater samples from wells with sufficient groundwater volume and submitted them to ALS for analysis of VOCs, SVOCs, metals, PCBs, and pesticides. Since the initiation of routine groundwater sampling at the Site in 2017, eight quarters of groundwater data have been collected for VOC analyses. Summaries of the groundwater sample results from the Site compared to Ambient Water Quality Standards and Guidance Values (AWQSGVs) are provided in Tables 11 through 15. Groundwater sample locations are shown on Figure 2.

Groundwater-quality data generated during the RI and subsequent sampling events indicated the presence of CVOC impacts to groundwater. Metals detected in groundwater samples collected during the RI included aluminum, iron, magnesium, manganese, sodium and thallium. However, the presence of aluminum in the samples indicated that suspended particulates were present in the groundwater samples (aluminum is insoluble and a tracer of particulates), and no filtered groundwater samples were collected for comparison. Therefore, the metals detections were assumed to be related to sample turbidity and are not indicative of dissolved-phase metals impacts to groundwater.

The primary dissolved CVOC impacts were observed in two areas where TCE, cis-1,2-DCE, trans-1,2-DCE, and vinyl chloride¹ were encountered at concentrations above their respective AWQSGV during the RI and groundwater monitoring events. The first area is located near the center of Building 1, with CVOC-impacted groundwater observed at MW-2S/M/D, MW-16S, and MW-6D. The second area is located at the southern end of Building 3 with CVOC-impacted groundwater observed at MW-9S and MW-10S. The CVOC impacts in groundwater observed at MW-9S and MW-10S appear to be isolated and limited to the southern end of Building 3. An additional isolated area of CVOC impacts to groundwater was identified in the vicinity of MW-11S/M/D during the RI.

3.2.6 Soil Vapor Quality

Impacts to soil vapor from CVOCs in soil and groundwater have been historically observed at the Site. A review of indoor air sampling results from the Site (Table 16) during previous investigations indicated that soil vapor intrusion into Buildings 1 and 3 was occurring. The exposure risks associated with soil vapor intrusion have been addressed by the installation of sub-slab depressurization systems (SSDSs) at Buildings 1 and 3 as part of an Interim Remedial Measure completed in January 2015. No further evaluation or monitoring of soil vapor or indoor air has been performed. The SSDSs installed at the Site are inspected monthly to confirm they are operating as designed. This includes a visual inspection of the extraction point manometers, the interior piping, and the exterior components and fans. All inspections are documented, and repairs made as necessary. Current Site uses are limited to commercial and industrial operations.

¹ Cis-1,2-DCE, trans-1,2-DCE, and vinyl chloride are all degradation products of TCE.

The consistent performance of the SSDSs installed at the Site and the Site usage indicate that further evaluation or mitigation related to indoor air quality in Buildings 1 and 3 is not warranted. The necessity of continued operation of the SSDSs will be evaluated after completion of the proposed remedial actions discussed herein.

3.2.7 Areas of Concern

The Remedial Investigation Work Plan (RIWP) (APTIM, 2018) identified five areas of concern (AOCs) related to CVOC impacts in soil, groundwater, and soil vapor near the existing buildings. These AOCs were further reorganized based on the July 2014 NYSDEC comment letter, which incorporated additional COCs (metals, SVOC, PCBs), and AOCs (Canal bank and eastern wooded area). These AOCs and COCs are discussed in greater detail in the RI Report (APTIM, 2018). Based on a comprehensive analysis of the various RI activities, the AOCs and COCs were further reorganized by Roux to develop the final proposed remedial action for the Site and are described below.

Based on the results of the RI, the subsequent quarterly groundwater monitoring, and the various earlier Site investigation activities, there does not appear to be any Site-related impacts to the wooded area east of the Site or to the banks of the Canal. Although some SVOCs and metals are present in the Canal sediments and bank, these detections are likely related to the industrial history of the Canal.

The preceding review of the RI results and Site investigations indicated that three AOCs require remedial action in accordance with the requirements of NYSDEC DER-10. The three AOCs are as follows:

1. CVOC-impacted groundwater beneath the central portion of Building 1;
2. CVOC-impacted groundwater located southeast of Building 2; and
3. CVOC-impacted soil and groundwater in the vicinity of Building 3.

4. REMEDIAL GOALS, SCGS, AND REMEDIAL ACTION OBJECTIVES

Based upon the results of the previous Site investigations, and the current and potential future use of the Site, remedial goals and remedial action objectives (RAOs) have been developed for the Site. Standards, criteria, and guidance (SCGs) applicable to the remedial action in accordance with DER-10 (NYSDEC, May 2010, Section 4.1) and 6 NYCRR Part 375-Environmental Remediation Programs (NYSDEC, 2006) were used as guides for developing the RAOs, SCGs, and remedial goals for the Site. Given the existing property zoning, current land use, and reasonably-anticipated future use of the Site specific SCOs were developed and primarily based on utilizing the Commercial Use SCOs for the majority of contaminants identified in soil and groundwater, with the following exceptions:

- Commercial use SCOs will not be applied to arsenic, lead, copper and benzo(a)pyrene considering the relatively minor exceedances detected during the RI; and
- TCE and cis-1,2-DCE in soil will be compared to the more conservative soil cleanup objectives for the Protection of Groundwater.

4.1 Remedial Goals

As described in Section 4.1 of DER-10, the goal of the remedial program is to implement a remedy for a site that is protective of human health and the environment. In addition, DER-10 states:

- A remedial program that achieves a permanent clean-up of a contaminated site, including the restoration of groundwater to its classified use, is to be preferred over a remedial program that does not do so, assuming other criteria of a remedial program are also met.
- The selection of a remedy will consider the current, intended, and reasonably anticipated future land uses of the site and its surroundings.

The proposed remedy for the Site will be fully protective of human health and the environment and consider the current, intended, and potential future land use as commercial use.

As specified in Section 4.1(d)(2) of DER-10, “an identifiable source of contamination shall be addressed by the remedial program in accordance with the following hierarchy of preference:

- Removal and/or treatment;
- Containment;
- Elimination of exposure; and
- Treatment of source at the point of exposure.”

As part of this FS, removal and/or treatment will be considered as potential alternatives and evaluated for feasibility. In addition, achievement of remedial goals through containment of residual contamination and elimination of the potential for exposure to residual contamination in the future will also be considered since there are no areas of the Site with current public exposure to contamination.

4.2 Standards, Criteria, and Guidelines

SCGs are promulgated requirements (“standards” and “criteria”) and non-promulgated guidance (“guidance”) used by the NYSDEC and New York State Department of Health (NYSDOH) to regulate and evaluate the

site remediation process. The standards and criteria are cleanup standards, standards of control and other substantive environmental protection requirements, criteria, or limitations that are generally applicable, consistently applied, and officially promulgated under federal or state law. Guidance includes non-promulgated criteria that are not legal requirements; however, they should be considered based on professional judgment when applicable (NYSDEC, 2010). SCGs incorporate both the concept of “applicable or relevant and appropriate requirements (ARARs)” and the “to be considered” category of non-enforceable criteria or guidance, consistent with United States Environmental Protection Agency (USEPA) remediation programs.

The following table provides a list of SCGs that are potentially applicable to the analysis of remedial alternative for the Site. For a full listing of all SCGs, see: <http://www.dec.ny.gov/regulations/61794.html>.

Citation	Title	Regulatory Agency
General		
DER-10	Technical Guidance for Site Investigation and Remediation	NYSDEC
6 NYCRR Part 375	Environmental Remediation Programs	NYSDEC
29 CFR 1910.120	Hazardous Waste Operations and Emergency Response	US Department of Labor, OSHA
29 CFR 1926	Safety and Health Regulations for Construction	US Department of Labor, OSHA
TAGM HWR-4031	Fugitive Dust Suppression and Particulate Monitoring Program at Inactive Hazardous Waste Sites	NYSDEC
No Citation Available	Analytical Services Protocol	NYSDEC
6 NYCRR Parts 750-757	State Pollutant Discharge Elimination System	NYSDEC
No Citation Available	New York State Stormwater Management Design Manual	NYSDEC
Soil		
CP-51	Soil Cleanup Guidance	NYSDEC
Groundwater		
6 NYCRR Part 700-705	Surface Water and Ground Water Classification Standards	NYSDEC
TOGS 1.1.1	Ambient Water Quality Standards and Guidance Values	NYSDEC
TOGS 2.1.3	Primary Water Supply Aquifer and Principal Aquifer Determinations	NYSDEC
Air		
No Citation Available	Final - Guidance for Evaluating Soil Vapor Intrusion in the State of New York	NYSDOH
Solid Waste		
6 NYCRR 360	Solid Waste Management Facilities	NYSDEC
6 NYCRR 364	Waste Transporters	NYSDEC

Legend:

- SCG: Standards, Criteria, and Guidelines
- NYCRR: New York Code of Rules and Regulations
- NYSDEC: New York State Department of Environmental Conservation
- NYSDOH: New York State Department of Health
- NYSDOS: New York State Department of State
- OSHA: Occupational Safety and Health Administration
- TOGS: Technical Operational Guidance Series
- TAGM HWR: Technical and Administrative Guidance Memorandum - Hazardous Waste Remediation

SCGs for Groundwater

The SCGs for groundwater are the NYSDEC AWQSGs (NYSDEC TOGS 1.1.1) for Class GA groundwater. The groundwater beneath the Site and in the vicinity of the Site is not used for potable water supply. Potable water is supplied by the local municipality with treated water sourced from surface water bodies located more than ten miles from the Site.

SCGs for the primary CVOCs in groundwater are:

- TCE – 5 micrograms per liter ($\mu\text{g/L}$);
- Cis-1,2-DCE – 5 $\mu\text{g/L}$; and
- Vinyl Chloride – 2 $\mu\text{g/L}$.

SCGs for Soil

SCGs for soil within the Site are the SCOs found in the remedy selection process in 6 NYCRR Part 375 and NYSDEC Soil Cleanup Guidance CP-51. The SCOs are categorized into Unrestricted Use SCOs and Restricted Use (Restricted Residential, Residential, Commercial, or Industrial) SCOs, and Protection of Groundwater SCOs (which can also be satisfied by application of the Unrestricted Use SCOs). The applicability of each category of SCOs is determined based upon the current and reasonably anticipated future use of the Site. Given the existing Site zoning, current land use, and reasonable, anticipated, future use of the Site, Commercial Use SCOs should be considered the most appropriate SCO for the majority of the Site. However, given the presence of TCE and cis-1,2-DCE in groundwater, the Protection of Groundwater SCOs will be used for these primary COCs in soil.

SCGs for the primary COCs in soil are as follows:

- TCE – 0.47 milligrams (mg) per kilogram (kg); and
- Cis-1,2-DCE – 250 mg/kg.

SCGs for Soil Vapor

As stated in the NYSDOH soil vapor intrusion guidance document (NYSDOH, 2006), there are currently no chemical-specific SCGs for VOCs in subsurface vapor (i.e., soil vapor and sub-slab vapor).

4.3 Remedial Action Objectives

RAOs are specific goals for protecting human health and the environment. They are typically developed considering the requirements of applicable SCGs, the toxic or carcinogenic potential of the COCs, the exposure pathways, and the environmental impacts. As part of the FS process, RAOs were used in the

screening of technologies and in the development and detailed evaluation of the selected remedial alternatives. Based on the results of the RI, and the nature and extent of contamination, the following RAOs for groundwater, soil, and soil vapor have been established for the Site:

(a) RAOs for Groundwater

- (i) Prevent ingestion of groundwater with contaminant levels exceeding drinking water standards.
- (ii) Prevent contact with, or inhalation of, volatiles from contaminated groundwater.
- (iii) Restore the groundwater aquifer to pre-disposal/pre-release conditions, to the extent practicable.
- (iv) Remove the source of groundwater or surface-water contamination.
- (v) Prevent the discharge of contaminants to surface water.

(b) RAOs for Soil

- (i) Prevent ingestion/direct contact with contaminated soil.
- (ii) Prevent migration of contaminants that would result in groundwater or surface-water contamination.
- (iii) Prevent inhalation of, or exposure to, contaminants volatilizing from contaminants in soil.

(c) RAOs for Soil Vapor

- (i) Mitigate impacts to human health resulting from existing soil vapor intrusion, or the potential for soil vapor intrusion into buildings at a site.

4.4 General Response Actions

General Response Actions (GRAs) are broad categories of remedial actions capable of addressing the contamination at the Site. GRAs describe, in general terms, the site-specific measures that can be performed to achieve the RAOs established for the Site. GRAs identified for the impacted soil, groundwater, and soil vapor at the Site include:

- No action;
- Containment;
- *In situ/Ex situ* treatment and no disposal;
- Extraction, *ex situ* treatment and disposal; and
- Source removal and disposal.

A summary description of each type of GRA is presented below:

No Action – The no action response measure provides a baseline assessment for comparison with other response measures consisting of greater levels of response. When a response measure may cause a greater environmental or health danger than a no action response, the no action response measure may be considered as an appropriate remedial measure for a site. The no action response is evaluated and carried through the FS as required by 40 CFR Part 300.430[e][iii]. The no action response may consist of no action whatsoever on the site, or some limited measure, such as periodic monitoring or access restrictions to the site or specific area of the site. Natural degradation, dispersion, adsorption, dilution and volatilization are the only processes that would take place and will occur regardless of intervention.

Containment – This type of remedial action will significantly reduce the mobility and volume of the contaminated wastes. Containment measures provide isolation of the impacted media, thereby minimizing the potential for direct exposure to, or migration of, COCs. Containment technologies for soil usually consist of impermeable or low permeability caps, which may be constructed as a surface feature. Containment technologies for groundwater could consist of groundwater extraction systems or subsurface barriers. Vapor by-products from several treatment processes may also require treatment.

In situ Treatment and No Disposal – *In situ* treatment methods included under this GRA destroy or convert contaminants in soil or groundwater to less toxic compounds and do not require offsite disposal of treated soil or groundwater. Possible *in situ* treatment methods, where applicable, for soil/groundwater include soil vapor extraction (SVE) with air sparging (AS), or bioremediation. Vapor by-products may require additional treatment.

Extraction, Ex situ Treatment, and Disposal – Removal of subsurface contamination in groundwater or soil would consist of the removal of media containing COCs, with concentrations exceeding specified remedial goals, from their existing place via excavation, pumping, soil vapor extraction or other extraction techniques followed by treatment and discharge/disposal of the treated media.

Possible *ex situ* groundwater treatment methods include the following: air stripping, liquid phase carbon adsorption, ultraviolet oxidation, biological treatment, and chemical precipitation. Considered *ex situ* treatment methods for soil include SVE. Possible *ex situ* vapor treatment methods include vapor-phase granular activated carbon adsorption and catalytic oxidation.

Methods for disposal of treated groundwater include discharge to sanitary sewers, storm drains, surface waters, publicly owned treatment works or re-injection/ recharge into the groundwater. Disposal of excavated soil and recovered groundwater, where applicable, consists of offsite disposal at an appropriately designed and permitted facility. Offsite disposal requires proper analyses to classify the material as hazardous or non-hazardous, and transport to the appropriate properly permitted facility. The methods for disposal of treated air emissions would be discharge to the atmosphere.

Source Removal and Disposal – Removal of subsurface contamination in groundwater or soil would consist of the removal of media containing COCs, with concentrations exceeding specified remedial goals, from their existing place via excavation. Based on the RI and previous investigations, the source of contamination in soil and groundwater within the Site are concentrated east of Building 3 and would be removed by traditional excavation and dewatering techniques. Methods for disposal of treated groundwater include discharge to sanitary sewers, storm drains, surface waters, or re-injection/ recharge into the groundwater. Disposal of excavated soil and recovered groundwater, where applicable, consists of offsite disposal at an appropriately designed and permitted facility. Offsite disposal requires proper analyses to classify the material as hazardous or non-hazardous, and transport to the appropriate properly permitted facility.

Section 5.0 evaluates various technologies that were considered to be potentially viable for each GRA described above.

5. REMEDY SELECTION PROCESS

The following is a description of the alternatives analysis and remedy selection process for the Site.

5.1 Identification of Remedial Technologies

As shown in Table 17, the remedial technologies for soil, groundwater, and soil vapor identified for potential applicability at the Site and reviewed for initial screening include:

- Excavation;
- Groundwater extraction and treatment;
- Containment barrier;
- Bioremediation (*in situ*);
- Enhanced reductive dechlorination (ERD) (*in situ*);
- Thermal treatment;
- Soil vapor Extraction (SVE);
- Air Sparging (AS); and
- A Cover System.

The advantages and disadvantages of each of the remedial technologies, the potential applicability, and technology screening results are summarized in Table 17. The technologies retained for further evaluation and deemed viable are excavation, bioremediation, chemical reduction, and SVE, and are described below. The no-action option provides a baseline against which other technology options may be compared and will be retained for further evaluation as well.

Potential limitations that could affect the implementability of all the remedial technologies is the ability to access and facilitate the remedial action, and the hydrogeologic conditions specific to the Site (i.e., Canal draining/filing).

5.1.1 Excavation

Excavation is an accepted and proven technology for the permanent removal of contaminated soils. This technology would entail excavating impacted material from selected areas of the Site using mechanical equipment, treating the soils onsite and/or transporting them offsite for disposal, and back-filling the excavation areas with clean fill. The volume and depth of impacted material to be removed depends upon the SCOs to be applied to achieve various land-use based goals and the extent of impacted soil present.

Excavation shoring and dewatering may be required to excavate contaminated soil, dependent on the Canal water level. Water generated during dewatering would be treated onsite and/or transported offsite for disposal. The excavated areas would be back-filled with common clean fill that meets the applicable SCOs. Back-filled areas would be graded and repaved to meet existing conditions.

The potential limitations to excavation as a technology include, but are not limited to, accessibility due to above-grade structures, such as buildings, and below grade structures, such as utilities. Excavation may impact on-going business operations at the Site. Excavation can also result in a potential impact on the surrounding community, such as exposure to dust, odors, and traffic due to trucks entering and leaving the

Site with contaminated and clean soil. In addition, excavation has a high carbon footprint (i.e., high carbon and greenhouse gas emissions) due to generation and transportation of waste.

NYSDEC guidance requires evaluation of a technology that could potentially achieve a pre-release/unrestricted use condition as a remedial alternative. Excavation is deemed the only technology that could potentially achieve such a condition. Therefore, excavation was retained as a technology for further evaluation.

5.1.2 *In Situ* Bioremediation

Bioremediation is an innovative and effective treatment technology to address dissolved phase VOC contamination. Bioremediation is the process by which contaminants are degraded by the enzymes produced by living microbial organisms that naturally exist in the subsurface. The microorganisms transform substances through metabolic processes. For chlorinated solvents, the effective bioremediation method is degradation of CVOCs via anaerobic digestion. Anaerobic biodegradation occurs in an environment without oxygen. In addition, microorganisms require the adequate nutrients to complete the metabolic processes. By injection of a nutrient mixture into the saturated subsurface (e.g., lactic acid), anaerobic biodegradation can be enhanced. Dependent on the initial subsurface environment, multiple injection rounds are potentially required.

Potential limitations for bioremediation at this Site are associated with potential difficulties with promoting subsurface environments appropriate for anaerobic microorganisms. In addition, during low groundwater levels the microorganisms will not be directly in contact with contaminants sorbed to the soil that is saturated during high water conditions.

While this technology has a longer time frame for remediation than more traditional technologies, bioremediation is cost-effective compared to aboveground technologies, as it does not require a subsurface infrastructure network and relies instead on enhancing natural processes to treat contaminants. Therefore, *in situ* bioremediation was retained as a technology for further evaluation.

5.1.3 *In Situ* Enhanced Reductive Dechlorination (ERD)

In situ ERD is a proven and effective groundwater treatment method to address dissolved phase CVOC contamination. ERD destroys organic contaminants in the groundwater by utilizing blends of catalysts that reduce the CVOC compounds to daughter products.

However, to be effective the treatment chemical must be in contact with the contaminants. The Site hydrogeologic characteristics will maintain or improve the effectiveness of ERD by influencing the vertical migration of the treatment chemical and encouraging the chemical to penetrate into the weathered bedrock during low-water conditions.

ERD is an effective remedial option since it does not require any treatment system infrastructure or long-term operation and maintenance (O&M). The costs are moderate but multiple injections are often necessary. However, this technology is a viable groundwater treatment technology and will be retained for further evaluation.

5.1.4 SVE

SVE is typically an *in-situ* treatment technology that can also be performed *ex situ* and is designed to remove VOCs from the soil in the unsaturated zone. A vacuum is applied to impacted soil to extract VOC vapors. The vapors are extracted from the soil and conveyed through a piping network to either a treatment system, where they are treated prior to discharge, or directly discharged to the atmosphere, dependent on vapor concentrations. As discussed in Section 3.2.6, an SSDS is currently operating at the Site successfully. As such, SVE was retained as a technology for further evaluation, specifically related to the existing SSDSs.

5.2 Remedial Alternative Evaluation Criteria

The nine remedial alternative evaluation criteria are provided in 6 NYCRR 375-1.8(f) and NYSDEC's DER-10 (NYSDEC, 2010), and consist of the following:

- *Overall protection of human health and the environment:* This criterion considers how each alternative would eliminate, reduce or control through removal, treatment, containment, engineering controls (ECs), or institutional controls (ICs), any existing or potential human exposures or environmental impacts. It also considers the ability of the alternative to meet the RAOs.
- *Standards, criteria, and guidance:* This criterion evaluates how the alternative will conform to the officially promulgated standards and criteria that are directly applicable or that are relevant and appropriate. Conformance with standards and criteria is required, unless good cause exists why conformity should be dispensed with, in accordance with DER-10. The media-specific SCGs for groundwater are the NYSDEC AWQSGVs Class GA Groundwater Criteria and for soil are the Part 375 Restricted Commercial Use SCOs and Protection of Groundwater SCOs. Remedial actions will also be subject to various action specific SCGs (i.e., permit requirements, relevant NYSDEC guidance) as listed in Section 5.2.
- *Long-term effectiveness and permanence:* This criterion is an evaluation of the long-term effectiveness and permanence of the alternative. If contamination will remain on or offsite, this evaluation will assess the impact of the remaining contamination on human exposures, ecological receptors, or impacts to the environment. The evaluation of ICs and/or ECs is also considered.
- *Reduction of toxicity, mobility, or volume of contamination through treatment:* This criterion is an evaluation of the ability of an alternative to reduce the toxicity, mobility, and volume of site contamination. Preference should be given to alternatives that permanently or significantly reduce the toxicity, mobility, or volume of the contamination at the site.
- *Short-term impacts and effectiveness:* The short-term impacts and effectiveness criterion is used to evaluate the potential short-term, adverse impacts and human exposure during construction and implementation of any remedial actions. Sustainability of the remedy is also considered in this criterion.
- *Implementability:* The implementability criterion evaluates the feasibility of a remedy based on the ability to operate the technology, reliability of the technology, ability to monitor effectiveness, the administrative feasibility, and availability of services.
- *Cost:* This criterion is an evaluation of the overall cost effectiveness of an alternative. An alternative is cost effective if its costs are proportional to its overall effectiveness. Capital costs and costs associated with site management are included. A summary of the costs for each remedial alternative is provided in Tables 18 through 20.
- *Land use:* This criterion is an evaluation of the current, intended, and reasonably-anticipated future use of the site and its surroundings, as it relates to an alternative or remedy, when unrestricted levels would not be achieved.
- *Community acceptance:* This criterion is evaluated following the public comment period, if applicable.

Overall protection of human health and the environment and compliance with SCGs are termed threshold criteria, such that the remedial alternative must meet these requirements to be eligible for selection. The next seven criteria are termed primary balancing criteria and are used as the primary basis of comparison in selecting the recommended remedial alternative(s). In accordance with DER-10, each of the identified alternatives will be evaluated against the first eight evaluation criteria listed above. The ninth criteria (community acceptance) will be evaluated after the public comment period, if applicable.

The identification, description, and evaluation of remedial alternatives for the Site are provided in Sections 6.1 through 6.3. Each of the criteria were based on definitions presented in Section 4.2 of DER-10.

6. IDENTIFICATION OF REMEDIAL ALTERNATIVES

The description and evaluation of remedial alternatives provides a detailed analysis of remedial alternatives. The remedial alternatives were developed by combining technologies retained in the technology screening process described in Section 6.0. The following three remedial alternatives have been identified for the Site:

- Remedial Alternative 1: No Further Action;
- Remedial Alternative 2: Excavation to meet Unrestricted Use SCOs, ERD, Bioremediation, and SSDS Operation; and
- Remedial Alternative 3: Excavation to meet Site-specific SCOs, ERD, Bioremediation, SSDS Operation, and ICs.

The following sections provide a description of Remedial Alternatives 1 through 3 and an evaluation of each alternative relative to the eight, specific evaluation criteria as specified in 6 NYCRR 375-1.8(f), DER-10, and as listed in Section 5.2 of this FS.

6.1 Evaluation of Remedial Alternative 1: No Further Action

The following sections provide an evaluation of Remedial Alternative 1, No Further Action. Remedial Alternative 1, No Further Action, serves as a baseline alternative against which all other alternatives will be compared. For this remedial alternative, all soil located at the Site areas would remain in place, the impacted groundwater would not be treated, and the ongoing SSDS activities would continue without modification.

6.1.1 Overall Protection of Human Health and the Environment

Remedial Alternative 1 is protective of human health and the environment under current Site conditions. The impacted media at the Site are covered with buildings and/or asphalt pavement, which limits the potential for human exposure to the subsurface contamination, where present, and soil vapor would continue to be extracted mitigating the potential for vapor intrusion into Buildings 1 and 3. However, under this alternative, maintenance of pavement and/or building slabs is not required, resulting in a long-term potential for exposure. In addition, while the groundwater beneath the Site is not currently used for potable purposes, without Institutional Controls (ICs) restricting the use of groundwater, a long-term potential for exposure exists.

6.1.2 Standards, Criteria, and Guidance

There are currently concentrations of CVOCs in groundwater that exceed the NYSDEC AWQSGVs Class GA Groundwater Criteria and concentrations in soil that exceed the Site-specific SCOs. Since no remedial actions would be conducted under this alternative, this alternative would not comply with the applicable chemical and action-specific SCGs and, in turn, does not meet this minimum threshold criteria.

6.1.3 Long-Term Effectiveness and Permanence

As described, Remedial Alternative 1 is protective of human health and environment under current Site conditions. Residual contamination is present in soil and groundwater; however, the impacted media are covered with buildings and/or asphalt pavement, or exist at depth, which limits the potential for human exposure. Currently, there are no complete exposure pathways for contaminants in soil or groundwater, where present. However, Remedial Alternative 1 does not include ICs that may be required to ensure

protection of human health and environment in the event of land use changes. Therefore, Remedial Alternative 1 is considered as having low long-term effectiveness and permanence.

6.1.4 Reduction of Toxicity, Mobility, or Volume

This alternative would not be effective in reducing the toxicity, mobility, or volume of impacted soil and groundwater. The natural attenuation of COCs in groundwater would not be a reliable means of reducing the toxicity, mobility, or volume of VOCs in the subsurface. This is evidenced by relatively high concentrations of CVOCs in soil and groundwater that have likely persisted since at least the 1980s, when BB gun manufacturing ceased at the Site.

6.1.5 Short-Term Impacts and Effectiveness

Remedial Alternative 1 would result in little to no short-term impacts because it would not require any remedial construction or other activities that have the potential to impact Site occupants or the surrounding community. Short-term effectiveness of this alternative for reducing impacts on human health would be high, as the SSDSs are currently operating and actively removing impacted soil vapor from the subsurface below two of the three main Site structures. However, in general, short-term effectiveness for protection of the environment is low due to the relatively small mass recovery accomplished by the SSDSs and their lack of focus on the primary area of impact in the vicinity of Building 3.

6.1.6 Implementability

Remedial Alternative 1 proposes to use the existing SSDSs with no additional improvements; therefore, it could be readily implemented. The effectiveness of the SSDSs is monitored on a routine basis, making this a feasible and implementable alternative.

6.1.7 Cost

Remedial Alternative 1 proposes to use the existing SSDSs, with no additional improvements; therefore, there would be no future capital costs associated with Remedial Alternative 1.

Long-term O&M activities associated with Remedial Alternative 1 incorporate maintenance of the SSDSs for repairs and, when needed, equipment replacement/upgrade, to ensure proper operation. This alternative also includes completing the associated groundwater monitoring and reporting requirements. The net present worth of Remedial Alternative 1 is estimated to total approximately \$100,980 annually for 30 years using a discount rate of five percent. Therefore, the total present worth of this alternative is \$1,629,926.

6.1.8 Land Use

The current and/or reasonably anticipated future use of the Site is restricted-use commercial or industrial. All properties in the area surrounding the Site are used for residential and/or commercial activities. Based on historic and current uses, the local zoning, and information provided by the property manager, the reasonably-anticipated long-term uses of the Site will remain commercial and industrial.

6.2 Evaluation of Remedial Alternative 2: Excavation to Meet Unrestricted Use SCOs, ERD, Bioremediation, and SSDS Operation

Remedial Alternative 2 consists of the removal of soil and groundwater impacted with CVOCs at concentrations above SCGs by excavation/dewatering (as necessary) and subsequent offsite disposal. Soils

would be excavated to varying depths across the Site, depending on the depth of contaminants exceeding the Unrestricted Use SCOs. The approximate volume of soil to be excavated and removed from the Site is 4,200 cubic yards. Excavated material would be disposed of offsite in accordance with applicable regulations at a NYSDEC-approved facility. Post-excavation bottom and sidewall sampling and waste characterization sampling for material to be disposed of would be conducted. The excavated area would be backfilled with common fill that meets the Unrestricted Use SCOs.

Any water generated during dewatering activities would be treated onsite with a temporary groundwater treatment system and discharged in accordance with applicable regulatory requirements or disposed offsite at a NYSDEC-approved facility. As part of this alternative, injections promoting *in situ* bioremediation and ERD would address any remaining impacted groundwater. The ongoing SSDSs would continue to be operated, as necessary.

Development of this alternative satisfies the remedial goal of evaluating the technical feasibility of remediation to pre-disposal conditions.

6.2.1 Overall Protection of Human Health and the Environment

Remedial Alternative 2 would be protective of human health and the environment because it would address any potential human exposures or environmental impacts caused by soil, groundwater, and soil vapor impacts by removal of all contamination. However, due to the amount of impacted soil anticipated to be excavated and transported offsite, this alternative would have the potential to adversely impact human health and the environment through possible exposure to contaminants, traffic accidents, and a large volume of generated waste that would be disposed of offsite.

Remedial Alternative 2 would meet all the RAOs for soil, groundwater, and soil vapor. By removing all soil exceeding the Unrestricted Use SCOs, *in situ* injections to promote bioremediation, ERD to remove residual groundwater impacts, operating the SSDSs, and backfilling the areas with clean fill, the Site would be restored to pre-disposal conditions, to the extent practicable.

6.2.2 Standards, Criteria, and Guidance

This remedial action alternative would comply with the applicable chemical and action-specific SCGs for the media of concern.

Specifically, Remedial Alternative 2 would comply with the following key SCGs:

- Satisfy the 6 NYCRR Part 375 goal to eliminate or mitigate all significant threats to human health and the environment;
- Satisfy the 6 NYCRR Part 375 goal to restore the Site to pre-disposal/pre-release conditions, to the extent feasible and authorized by law; and
- Address SCGs for soil, soil vapor, and groundwater.

6.2.3 Long-Term Effectiveness and Permanence

Remedial Alternative 2 provides long-term effectiveness through the permanent removal and treatment of VOC-impacted soil and groundwater from the Site, the treatment of residual groundwater impacts with *in situ* injections promoting bioremediation, and ERD, and continued operation of the SSDSs.

6.2.4 Reduction of Toxicity, Mobility, or Volume

Remedial Alternative 2 would reduce the volume of contaminants onsite by removing soil that exceeds the Unrestricted Use SCOs. Impacted groundwater would be treated via bioremediation and ERD. Elimination of VOC-impacted soil and groundwater would remove the source areas for impacts to soil vapor and the SSDSs would remove the remaining impacted soil vapor resulting in remediation of all three media of concern.

6.2.5 Short-Term Effectiveness

The potential short-term adverse impacts to the community and workers, though mitigated to the extent practicable with ECs, are significant due to the amount of excavation, heavy construction, and transportation actions that would be needed to perform the remedy. These potential impacts (e.g., exposure to contaminants, exposure to equipment exhaust, property damage, disruption and inconvenience to local traffic and pedestrians, and personal injury incidents during soil excavation and transportation) would be addressed in the Site-specific Health and Safety Plan (HASP) and Community Air Monitoring Plan (CAMP), which would also outline monitoring requirements during the implementation of the remedial action. These potential impacts would be mitigated through the implementation of ECs, as necessary (e.g., dust suppression and traffic control). Sustainability of this remedy would be considered unfavorable due to the large carbon footprint, high emissions resulting from equipment and truck traffic, high volume of waste generated during completion of this remedy and the need to remove significant amounts of vegetation along the bank of the Canal.

In addition to the concerns above, Alternative 2 would require excavation in several locations immediately adjacent to the Canal and Building 1. Excavating adjacent to the canal would require a substantial excavation support system, the installation of which could pose risks to vessels navigating the canal (e.g., installing sheet piling and/or soldier piles that could fall towards the canal, etc.), as well as risk of impact to the water quality within the Canal. Additionally, excavating close to Building 1 could pose the potential for structural impacts to the building and business interruption for the tenant businesses within the building.

6.2.6 Implementability

The materials, equipment, and personnel associated with the implementation of Remedial Alternative 2 are commercially available and have been proven effective and reliable for remediation of the media of concern at other sites. Implementation of soil excavation and *in situ* injections at the Site is feasible to perform within a reasonable timeframe. However, specialized equipment may be necessary to complete the excavations between Building 1 and the Canal.

6.2.7 Cost

The estimated capital cost to implement Remedial Alternative 2 is \$2,101,500. This capital cost consists of soil excavation, excavation support system installation, offsite disposal and transportation, and replacement of approximately 4,200 cubic yards of soil followed by groundwater treatment injections and monitoring.

O&M activities associated with Remedial Alternative 2 incorporate full-time maintenance of the SSDSs for repairs and, when needed, equipment replacement/upgrade, to ensure proper operation. This alternative also includes completing the associated groundwater monitoring and reporting requirements. The net present worth of Remedial Alternative 2, assuming that O&M would continue for three years, was estimated to total \$287,320 annually with a discount rate of five percent. Therefore, the total present worth cost of this alternative is \$3,064,956.

6.2.8 Land Use

Remedial Alternative 2 would allow for unrestricted use of the Site following the completion of the remedial action, which permits all use beyond the current and reasonably anticipated land use and zoning of the Site. This assumes that operation of the SSDSs would no longer be required due to the elimination of the soil vapor source areas. The implementation of Remedial Alternative 2 to allow unrestricted use of the Site is not cost-effective nor warranted since the reasonably anticipated future use of the Site will remain industrial/commercial.

6.3 Remedial Alternative 3: Excavation to Meet Commercial Use SCOs, ERD, Bioremediation, SSDS Operation, and ICs

Remedial Alternative 3 consists of the removal of soil and groundwater impacted with VOCs at concentrations above Site-specific SCOs by excavation/dewatering (as necessary) and subsequent offsite disposal. A 15 x 15-foot area east of Building 3 would be excavated to approximately 15 feet bls. As the excavation area is limited, pre-excavation bottom, sidewall, and waste characterization sampling for material disposal would be conducted. The approximate volume of soil to be excavated and removed from the Site is 125 cubic yards. Excavated material would be disposed of offsite in accordance with applicable regulations to a NYSDEC-approved facility. The excavated area would be backfilled with common fill that meets the Unrestricted Use SCOs.

As part of this alternative, *in situ* bioremediation and ERD would address any remaining impacted groundwater and the limited extent of impacted soils around SB-17 and SB-18 (loading dock of Building 3). Following the first injection event, groundwater monitoring will be performed to confirm the effectiveness of the injections. The groundwater monitoring data will be used to determine whether additional injections are required.

As discussed in Section 3.2.3, metals and SVOCs that exceed the Commercial Use SCOs are not considered to be related to Site operations and therefore are not considered in this evaluation.

6.3.1 Overall Protection of Human Health and the Environment

This alternative would meet each of the RAOs for providing protection of human health and the environment by remediating the Site impacts related to the historical BB gun manufacturing operations, including removal of CVOC-impacted soil and *in situ* treatment of onsite groundwater above SCGs. Protection of human health is afforded by removing soil with CVOC concentrations present above their respective SCGs. Site restoration would be accomplished using common fill that meets the Unrestricted Use SCOs.

Remedial Alternative 3 incorporates the use of ICs, which may further protect human health and the environment by prohibiting the use of groundwater as a drinking water source and protecting workers and the community from the potential of contact or exposure through development and implementation of a Site Management Plan (SMP).

6.3.2 Compliance with SCGs

This remedial action alternative would comply with the applicable chemical and action-specific SCGs for the media of concern.

Specifically, Remedial Alternative 3 would comply with the following key SCGs:

- Satisfy the 6 NYCRR Part 375 goal to eliminate or mitigate all significant threats to human health and the environment;
- Satisfy the 6 NYCRR Part 375 goal to restore the Site to pre-disposal/pre-release conditions, to the extent feasible and authorized by law; and
- Address SCGs for soil, soil vapor, and groundwater.

6.3.3 Long-Term Effectiveness and Permanence

Remedial Alternative 3 provides long-term effectiveness through the removal and treatment of impacted soil that exceeds Site-specific SCOs. Bioremediation and ERD injections would be implemented to address residually-impacted groundwater. In addition, the use of ICs would ensure protection of human health and environment due to impacts remaining at the Site and in the event of land use changes.

6.3.4 Reduction of Toxicity, Mobility, or Volume

Remedial Alternative 3 would reduce the volume of contaminants onsite by removing the majority of soil that exceeds the Site-specific SCOs and remediating the limited extent of impacted soils around SB-17 and SB-18 via *in situ* injections. Impacted groundwater would be treated via *in situ* injections. Elimination of VOC-impacted soil and groundwater would remove the source areas for impacts to soil vapor and the SSDSs would remove the remaining impacted soil vapor; resulting in remediation of VOCs in all three media of concern.

6.3.5 Short-Term Effectiveness

The construction effort associated with Remedial Alternative 3 would result in the potential for limited impacts (noise, dust, and truck traffic) to onsite workers, and the surrounding community and the environment, all of which would be addressed in the Site-specific HASP and CAMP, which would also outline monitoring requirements during the construction. Moreover, this focused excavation will likely be completed in one to two weeks, which limits the overall impact of the remediation process. Sustainability of this remedy would be considered favorable due to the limited excavation required to remove impacted soils, and the avoidance of trenching and piping subsurface structures for the long-term treatment of groundwater.

6.3.6 Implementability

Experienced remedial contractors are readily available to implement the excavation and injection activities associated with this alternative. The respective mechanical equipment is also readily available for soil excavation.

6.3.7 Cost

The estimated capital cost to implement Remedial Alternative 3 is \$368,088. This capital cost includes soil excavation, excavation support system installation, offsite disposal and transportation, and replacement of approximately 125 cubic yards of soil followed by groundwater treatment injections and monitoring.

O&M activities associated with Remedial Alternative 3 incorporate full-time maintenance of the SSDSs for repairs and, when needed, equipment replacement/upgrade, to ensure proper operation. This alternative also includes completing the associated groundwater monitoring and reporting requirements. The net present worth of Remedial Alternative 3, assuming that O&M would continue for two years is estimated at

\$264,990 annually with a discount rate of five percent. Therefore, the estimated total present worth of this alternative is \$881,020.

6.3.8 Land Use

The current and/or reasonably anticipated future use of the Site is restricted-use commercial or industrial. Therefore, it is reasonable to anticipate that industrial/commercial land-use activities will continue at the Site. This will be enforced through the use of an IC.

7. RECOMMENDED REMEDIAL ACTION ALTERNATIVE

The recommended remedial action alternative for the Site is Remedial Alternative 3: Soil Excavation to meet Site-specific SCOs, Bioremediation, ERD, continued SSDS Operation, and ICs. The conceptual limits of the proposed excavation are presented on Figure 5. The proposed injection locations for *in situ* groundwater treatment are presented on Figure 6.

Remedial Alternative 3 is the most practicable and cost-effective remedial option relative to the applicable chemical and action-specific SCGs compared to the other alternatives that were considered. Each of the remedial tasks associated with Remedial Alternative 3 would provide long-term effectiveness and permanence. Soil with concentrations exceeding the proposed SCGs for CVOCs would be removed and disposed of offsite. Residual groundwater impacts, if observed, and the limited extent of impacted soils around SB-17 and SB-18 would be addressed by the *in situ* injections to promote biodegradation and ERD.

ICs in the form of a deed restriction will be implemented for the Site. In addition, engineering controls (e.g., vapor barrier, subsurface venting system, capping) may be required if the Site is disturbed or new structures built prior to the completion of soil and groundwater remediation. These controls would be documented in a SMP, which would be issued for the Site following the completion of the proposed remedial action described under Remedial Alternative 3. The SMP will include a Soil/Materials Management Plan.

Remedial Alternative 3 poses some potential short-term risks to onsite workers, remedial contractors, and less so to the surrounding residential community. However, these are readily managed through the appropriate protective measures and engineering controls. Remedial Alternative 3 is protective of human health and the environment at a cost that is comparable to Remedial Alternative 1 and less than Remedial Alternative 2.

Remedial Alternative 3 provides the most likely scenario under which the remediation of the Site can be accomplished within the shortest timeframe, while minimizing the risks to the Site structures, ongoing business operations and the integrity and water quality of the Canal.

8. REFERENCES

- AEI, 2008. AEI Consultants, Phase II Subsurface Investigation (Phase II). December 16, 2008.
- AEI, 2009. AEI Consultants, Supplemental Phase II Subsurface Investigation. February 26, 2009.
- Aptim, 2015. Aptim Environmental & Infrastructure, Inc., Remedial Investigation Work Plan/Feasibility Study Work Plan, Rev. 1, Turk Hill Park Site, 1000 Turk Hill Road, Fairport, Monroe County, New York.
- Aptim, 2018. Aptim Environmental & Infrastructure, Inc., Final Remedial Investigation Report, Turk Hill Park Site, 1000 Turk Hill Road, Fairport, Monroe County, New York, June 2018.
- BEACON, 2011. BEACON Environmental Services, Inc., Passive Soil-Gas Survey – Analytical Report. February 28, 2011.
- CB&I, 2014. CB&I E&I Engineering of New York, Final Interim Remedial Measure Vapor Intrusion Work Plan.
- CB&I, 2015. CB&I Environmental & Infrastructure Inc., Records Search Report, Rev. 2, Turk Hill Park (NYSDEC Site No. 828161). June 2015.
- CB&I, 2016. CB&I E&I Engineering of New York, Final Vapor Intrusion Interim Remedial Measures Report for Buildings 1 and 3.
- DAY, 2002. Day Environmental, Inc., Phase II Environmental Study, Turk Hill Office Park, Fairport, New York. April 2002.
- EDR®, 2014. EDR®, The EDR® Radius Map™ Report with GeoCheck®. Inquiry Number: 4023093.2s. July 31, 2014.
- EDR®. Certified Sanborn® Map Report. Inquiry Number: 4023093.3. July 31, 2014
- EDR®. EDR® Historical Topographic Map Report. Inquiry Number: 4023093.4. July 31, 2014
- GZA, 2001. GZA GeoEnvironmental of New York, Phase I ESA. June 2001.
- LAC, Phase I ESA. June 2006
- Leader, 2004. Leader Professional Services, Inc., Contaminant Delineation and Removal of Contaminated Soil Report. May 25, 2004.
- Leader, 2006. Leader Professional Services, Inc., Summary of Contaminant Delineation and Removal Activities. March 1, 2006.
- Lozier, 1993. Lozier Architects/Engineers, Environmental Audit. October 1993.
- Lozier, 1994. Lozier Architects/Engineers, UST Removal Report. October 1994.
- Lozier, 1995. Lozier Architects/Engineers, Phase II Environmental Audit Update. March 1995.
- PES, 2011a. PES Associates, Inc., Phase II Supplemental Investigation Report, Vapor Intrusion Survey. July 29, 2011.
- PES, 2011b. PES Associates, Inc., Draft Remedial Investigation Work Plan for PES Project #11-8132. December 2011.

NYSDEC, 1990. NYSDEC Technical and Administrative Guidance Memorandum TAGM #4030: Selection of Remedial Actions at Inactive Hazardous Waste Sites, May 15, 1990.

NYSDEC, 1994. NYSDEC Technical and Administrative Guidance Memorandum TAGM #4046: Selection of Remedial Actions at Inactive Hazardous Waste Sites, January 24, 1994.

NYSDEC, 1998. Technical & Operational Guidance Series (TOGS) 1.1.1, Ambient Water Quality Standards and Guidance Values and Groundwater Effluent Limitations. June 1998.

NYSDEC, 2006. 6 NYCRR Part 375 Environmental Remediation Programs, Subparts 375-1 to 375-4 & 375-6, Effective December 14, 2008.

NYSDEC, 2007. DER-15: Presumptive/Proven Remedial Technologies, February 27, 2007.

NYSDEC, 2010. DER-10 Technical Guidance for Site Investigation and Remediation, May 2010.

NYSDEC, 2010a. Final Commissioner Policy, CP-51 Soil Cleanup Guidance, October 21, 2010.

NYSDOH, 2006. Final Guidance for Evaluating Soil Vapor Intrusion in the State of New York, October 2006.

USEPA, 1988a. CERCLA Compliance with Other Laws Manual: Interim Final, August 1988.

USEPA, 1988b. Guidance for Conducting Remedial Investigations and Feasibility Studies under CERCLA, Interim Final, EPA 540/G-89 004, October 1988.

USEPA, 1994. National Oil and Hazardous Substances Pollution Contingency Plan, 40 CFR 300 – Final Rule, March 8, 1990.

USEPA, 2000. A Guide to Developing and Documenting Cost Estimates During Feasibility Study, EPA 540-R-00-002, July 2000.

TABLES

1. Summary of Volatile Organic Compounds in Soil
2. Summary of Semivolatile Organic Compounds in Soil
3. Summary of Metals in Soil
4. Summary of Polychlorinated Biphenyls in Soil
5. Summary of Pesticides in Soil
6. Summary of Volatile Organic Compounds in Sediment
7. Summary of Semivolatile Organic Compounds in Sediment
8. Summary of Metals in Sediment
9. Summary of Polychlorinated Biphenyls in Sediment
10. Summary of Pesticides in Sediment
11. Summary of Volatile Organic Compounds in Groundwater
12. Summary of Semivolatile Organic Compounds in Groundwater
13. Summary of Metals in Groundwater
14. Summary of Polychlorinated Biphenyls in Groundwater
15. Summary of Pesticides in Groundwater
16. Summary of Volatile Organic Compounds in Soil Vapor
17. Technology Screening Table
18. Cost Estimate for Remedial Alternative 1 - No Further Action
19. Cost Estimate for Remedial Alternative 2 - Excavation to Meet Unrestricted Use SCOs, ERD, Bioremediation and SSDS Operation
20. Cost Estimate for Remedial Alternative 3 - Excavation to Meet Commercial Use SCOs, ERD, Bioremediation and SSDS Operation

Notes Utilized Throughout Tables

Soil Tables

J - Estimated value
U - Indicates that the compound was analyzed for but not detected
D - A secondary analysis after dilution due to exceedance of the calibration range in the original sample.
B - The analyte was found in an associated blank as well as in the sample
UJ - Analyte was not detected. The associated reported quantitation limit is an estimate
NJ - Detection is tentative in identification and estimated in value
E - Indicates value exceeded calibration range
T - Indicates that a quality control parameter has exceeded laboratory limits
N - Spike recovery exceeds upper or lower control limits
M - Manually integrated compound
ft bgs - Feet below ground surface
FD - Duplicate sample
NA - Compound was not analyzed for by laboratory
µg/kg - Micrograms per kilogram
mg/kg - Milligrams per kilogram
NYSDEC - New York State Department of Environmental Conservation
SCO - Soil Cleanup Objectives
-- No SCO available
Bold data indicates that parameter was detected above the NYSDEC Part 375 Unrestricted Use SCO
Shaded data indicates that parameter was detected above the NYSDEC Part 375 Commercial SCO
Red data indicates that parameter was detected above the Site-Specific SCO

Sediment Tables

J - Estimated value
U - Indicates that the compound was analyzed for but not detected
UJ - Analyte was not detected. The associated reported quantitation limit is an estimate
NJ - Detection is tentative in identification and estimated in value
E - Indicates value exceeded calibration range
ft bgs - Feet below ground surface
FD - Duplicate sample
µg/kg - Micrograms per kilogram
mg/kg - Milligrams per kilogram
NYSDEC - New York State Department of Environmental Conservation
Bold data indicates that parameter was detected and classified as NYSDEC Freshwater Sediment Guidance Values Class A, which is considered to be of low risk to aquatic life
Shaded data indicates that parameter was detected above the NYSDEC Freshwater Sediment Guidance Values Class B levels, which are slightly to moderately contaminated and additional testing is required to evaluate the potential risks to aquatic life
Red data indicates that parameter was detected above the NYSDEC Freshwater Sediment Guidance Values Class C levels, which are considered to be highly contaminated and likely to pose a risk to aquatic life

Notes Utilized Throughout Tables

Groundwater Tables

NYSDEC - New York State Department of Environmental Conservation

AWQSGVs - Ambient Water-Quality Standards and Guidance Values

J - Estimated Value

U - Compound was analyzed for but not detected

E - Indicates value exceeded calibration range

H - Sample was prepped or analyzed beyond the specified holding time

UJ - Analyte was not detected. The associated reported quantitation limit is an estimate

NJ - Detection is tentative in identification and estimated in value

D - Concentration of analyte was quantified from diluted analysis. Flag only applies to field samples that have detectable concentrations of the analyte

FD - Duplicate

-- No NYSDEC AWQSGV available

NA - Compound was not analyzed for by laboratory

µg/L - Micrograms per liter

Bold data indicates that parameter was detected above the NYSDEC AWQSGVs

Soil Vapor/Ambient Air

J - Estimated value

E - Indicates value exceeded calibration range

U - Indicates that the compound was analyzed for but not detected

UJ - Analyte was not detected. The associated reported quantitation limit is an estimate

FD - Duplicate sample

NA - Compound was not analyzed for by laboratory

ug/m3 - Micrograms per cubic meter

Bold data indicates that parameter was detected

Table 1. Summary of Volatile Organic Compounds in Soil, 1000 Turk Hill Road, Fairport, Monroe County, New York

Sample Designation: Field Sample Name: Sample Date: Normal or Field Duplicate: Sample Depth (ft bgs) Test Type:					MW-10S	MW-10S	MW-10S	MW-10S
					DUPLICATE-02	SB-10S_(10-12)	SB-10S_(14-16)	SB-10S_(16-18)
					10/07/2015	10/07/2015	10/07/2015	10/07/2015
					FD	N	N	N
					16 - 18	10 - 12	14 - 16	16 - 18
					INITIAL	INITIAL	INITIAL	INITIAL
Parameter	NYSDEC Unrestricted Use SCO	NYSDEC Commercial SCO	Site-Specific SCOs	Unit				
1,1,1-Trichloroethane (TCA)	680	500000	500000	UG/KG	0.75 U	0.71 U	0.88 U	0.75 U
1,1,2,2-Tetrachloroethane	--	--	--	UG/KG	0.83 U	0.79 U	0.98 U	0.83 U
1,1,2-Trichloroethane	--	--	--	UG/KG	0.75 U	0.71 U	0.88 U	0.75 U
1,1-Dichloroethane	270	240000	240000	UG/KG	1.3 U	1.3 U	1.6 U	1.3 U
1,1-Dichloroethene	330	500000	500000	UG/KG	1.4 U	1.3 U	1.6 U	1.4 U
1,2,3-Trichlorobenzene	--	--	--	UG/KG	0.64 U	0.61 U	0.75 U	0.64 U
1,2,4-Trichlorobenzene	--	--	--	UG/KG	0.61 U	0.58 U	0.71 U	0.61 U
1,2-Dibromo-3-Chloropropane	--	--	--	UG/KG	2 U	1.9 U	2.3 U	2 U
1,2-Dibromoethane (Ethylene Dibromide)	--	--	--	UG/KG	1.3 U	1.2 U	1.5 U	1.3 U
1,2-Dichlorobenzene	1100	500000	500000	UG/KG	0.63 U	0.6 U	0.74 U	0.63 U
1,2-Dichloroethane	20	30000	30000	UG/KG	0.63 U	0.6 U	0.74 U	0.63 U
1,2-Dichloropropane	--	--	--	UG/KG	1 U	0.95 U	1.2 U	1 U
1,3-Dichlorobenzene	2400	280000	280000	UG/KG	0.65 U	0.62 U	0.76 U	0.65 U
1,4-Dichlorobenzene	1800	130000	130000	UG/KG	0.58 U	0.55 U	0.68 U	0.58 U
1,4-Dioxane (P-Dioxane)	100	130000	130000	UG/KG	NA	NA	NA	NA
2-Hexanone	--	--	--	UG/KG	1.3 U	1.2 U	1.5 U	1.3 U
Acetone	50	500000	500000	UG/KG	54 J	4.2 J	13 J	44
Benzene	60	44000	44000	UG/KG	0.3 U	0.29 U	0.35 U	0.3 U
Bromochloromethane	--	--	--	UG/KG	1.4 U	1.4 U	1.7 U	1.4 U
Bromodichloromethane	--	--	--	UG/KG	0.63 U	0.6 U	0.74 U	0.63 U
Bromoform	--	--	--	UG/KG	0.96 U	0.91 U	1.2 U	0.96 U
Bromomethane	--	--	--	UG/KG	1.5 U	1.4 U	1.7 U	1.5 U
Carbon Disulfide	--	--	--	UG/KG	1.3 U	1.3 U	1.5 U	1.3 U
Carbon Tetrachloride	760	22000	22000	UG/KG	0.95 U	0.9 U	1.2 U	0.95 U
Chlorobenzene	1100	500000	500000	UG/KG	0.3 U	0.29 U	0.35 U	0.3 U
Chloroethane	--	--	--	UG/KG	3 U	2.8 U	3.5 U	3 U
Chloroform	370	350000	350000	UG/KG	1.3 U	1.3 U	1.6 U	1.3 U
Chloromethane	--	--	--	UG/KG	0.41 U	0.39 U	0.49 U	0.41 U
Cis-1,2-Dichloroethylene	250	500000	250	UG/KG	110	7.3	89 J	160
Cis-1,3-Dichloropropene	--	--	--	UG/KG	0.93 U	0.88 U	1.1 U	0.93 U
Cyclohexane	--	--	--	UG/KG	1.5 U	1.4 U	1.7 U	1.5 U

Table 1. Summary of Volatile Organic Compounds in Soil, 1000 Turk Hill Road, Fairport, Monroe County, New York

					Sample Designation:	MW-10S	MW-10S	MW-10S	MW-10S
					Field Sample Name:	DUPLICATE-02	SB-10S_(10-12)	SB-10S_(14-16)	SB-10S_(16-18)
					Sample Date:	10/07/2015	10/07/2015	10/07/2015	10/07/2015
					Normal or Field Duplicate:	FD	N	N	N
					Sample Depth (ft bgs)	16 - 18	10 - 12	14 - 16	16 - 18
					Test Type:	INITIAL	INITIAL	INITIAL	INITIAL
Parameter	NYSDEC Unrestricted Use SCO	NYSDEC Commercial SCO	Site-Specific SCOs	Unit					
Dibromochloromethane	--	--	--	UG/KG	0.75 U	0.71 U	0.88 U	0.75 U	
Dichlorodifluoromethane	--	--	--	UG/KG	2 U	1.9 U	2.3 U	2 U	
Ethylbenzene	1000	390000	390000	UG/KG	0.71 U	0.23 U	0.31 U	0.24 U	
Isopropylbenzene (Cumene)	--	--	--	UG/KG	0.78 J	0.66 U	0.81 U	0.69 U	
M,P-Xylene (Sum Of Isomers)	--	--	--	UG/KG	2.2 U	1.1 U	1.4 U	1.2 U	
Methyl Acetate	--	--	--	UG/KG	1.8 U	1.7 U	2.2 U	1.8 U	
Methyl Ethyl Ketone (2-Butanone)	120	500000	500000	UG/KG	2.4 U	2.3 U	2.8 U	3.7 J	
Methyl Isobutyl Ketone (4-Methyl-2-Pentanone)	--	--	--	UG/KG	1.1 U	0.96 U	1.2 U	1.1 U	
Methylcyclohexane	--	--	--	UG/KG	1.3 U	1.2 U	1.5 U	1.3 U	
Methylene Chloride	50	500000	500000	UG/KG	1.4 J	3.7 J	2 J	2 J	
O-Xylene (1,2-Dimethylbenzene)	--	--	--	UG/KG	2.1 J	0.47 U	0.77 J	1.1 J	
Styrene	--	--	--	UG/KG	0.31 U	0.3 U	0.37 U	0.31 U	
Tert-Butyl Methyl Ether	930	500000	500000	UG/KG	0.97 U	0.92 U	1.2 U	0.97 U	
Tetrachloroethylene (PCE)	1300	150000	150000	UG/KG	0.91 U	0.86 U	1.1 U	0.9 U	
Toluene	700	500000	500000	UG/KG	1.1 U	0.98 U	1.3 U	1.1 U	
Trans-1,2-Dichloroethene	190	500000	500000	UG/KG	0.89 U	0.84 U	1.1 U	0.88 U	
Trans-1,3-Dichloropropene	--	--	--	UG/KG	0.21 U	0.2 U	0.25 U	0.21 U	
Trichloroethylene (TCE)	470	200000	470	UG/KG	26 J	2.2 J	1.3 UJ	4.1 J	
Trichlorofluoromethane	--	--	--	UG/KG	0.68 U	0.65 U	0.8 U	0.68 U	
Vinyl Chloride	20	13000	13000	UG/KG	13	1.8 U	9.1	38	

Table 1. Summary of Volatile Organic Compounds in Soil, 1000 Turk Hill Road, Fairport, Monroe County, New York

					Sample Designation:	MW-11D	MW-11D	MW-11D
					Field Sample Name:	MW-11D_(22-24)	MW-11D_(28-30)	MW-11D_(36-38)
					Sample Date:	09/29/2015	09/29/2015	09/29/2015
					Normal or Field Duplicate:	N	N	N
					Sample Depth (ft bgs)	22 - 24	28 - 30	36 - 38
					Test Type:	INITIAL	INITIAL	INITIAL
Parameter	NYSDEC Unrestricted Use SCO	NYSDEC Commercial SCO	Site-Specific SCOs	Unit				
1,1,1-Trichloroethane (TCA)	680	500000	500000	UG/KG	0.86 U	0.68 U	0.67 U	
1,1,2,2-Tetrachloroethane	--	--	--	UG/KG	0.96 U	0.75 U	0.74 U	
1,1,2-Trichloroethane	--	--	--	UG/KG	0.86 U	0.68 U	0.67 U	
1,1-Dichloroethane	270	240000	240000	UG/KG	1.5 U	1.2 U	1.2 U	
1,1-Dichloroethene	330	500000	500000	UG/KG	1.6 U	1.2 U	1.2 U	
1,2,3-Trichlorobenzene	--	--	--	UG/KG	0.73 U	0.58 U	0.57 U	
1,2,4-Trichlorobenzene	--	--	--	UG/KG	0.7 U	0.55 U	0.54 U	
1,2-Dibromo-3-Chloropropane	--	--	--	UG/KG	2.2 U	1.8 U	1.8 U	
1,2-Dibromoethane (Ethylene Dibromide)	--	--	--	UG/KG	1.5 U	1.2 U	1.2 U	
1,2-Dichlorobenzene	1100	500000	500000	UG/KG	0.72 U	0.57 U	0.56 U	
1,2-Dichloroethane	20	30000	30000	UG/KG	0.72 U	0.57 U	0.56 U	
1,2-Dichloropropane	--	--	--	UG/KG	1.2 U	0.9 U	0.89 U	
1,3-Dichlorobenzene	2400	280000	280000	UG/KG	0.74 U	0.59 U	0.58 U	
1,4-Dichlorobenzene	1800	130000	130000	UG/KG	0.66 U	0.52 U	0.52 U	
1,4-Dioxane (P-Dioxane)	100	130000	130000	UG/KG	NA	NA	NA	
2-Hexanone	--	--	--	UG/KG	1.5 U	1.2 U	1.2 U	
Acetone	50	500000	500000	UG/KG	4.8 J	10	3.5 J	
Benzene	60	44000	44000	UG/KG	0.35 U	0.29 J	0.69 J	
Bromochloromethane	--	--	--	UG/KG	1.6 U	1.3 U	1.3 U	
Bromodichloromethane	--	--	--	UG/KG	0.72 U	0.57 U	0.56 U	
Bromoform	--	--	--	UG/KG	1.1 U	0.87 U	0.85 U	
Bromomethane	--	--	--	UG/KG	1.7 U	1.3 U	1.3 U	
Carbon Disulfide	--	--	--	UG/KG	1.5 U	1.2 U	1.2 U	
Carbon Tetrachloride	760	22000	22000	UG/KG	1.1 U	0.86 U	0.84 U	
Chlorobenzene	1100	500000	500000	UG/KG	0.35 U	0.27 U	0.27 U	
Chloroethane	--	--	--	UG/KG	3.4 U	2.7 U	2.7 U	
Chloroform	370	350000	350000	UG/KG	1.5 U	1.2 U	1.2 U	
Chloromethane	--	--	--	UG/KG	0.47 U	0.38 U	0.37 U	
Cis-1,2-Dichloroethylene	250	500000	250	UG/KG	1.2 U	0.88 U	0.87 U	
Cis-1,3-Dichloropropene	--	--	--	UG/KG	1.1 U	0.84 U	0.83 U	
Cyclohexane	--	--	--	UG/KG	1.7 U	1.3 U	1.3 U	

Table 1. Summary of Volatile Organic Compounds in Soil, 1000 Turk Hill Road, Fairport, Monroe County, New York

					Sample Designation:	MW-11D	MW-11D	MW-11D
					Field Sample Name:	MW-11D_(22-24)	MW-11D_(28-30)	MW-11D_(36-38)
					Sample Date:	09/29/2015	09/29/2015	09/29/2015
					Normal or Field Duplicate:	N	N	N
					Sample Depth (ft bgs)	22 - 24	28 - 30	36 - 38
					Test Type:	INITIAL	INITIAL	INITIAL
Parameter	NYSDEC Unrestricted Use SCO	NYSDEC Commercial SCO	Site-Specific SCOs	Unit				
Dibromochloromethane	--	--	--	UG/KG	0.86 U	0.68 U	0.67 U	
Dichlorodifluoromethane	--	--	--	UG/KG	2.3 U	1.8 U	1.8 U	
Ethylbenzene	1000	390000	390000	UG/KG	0.27 U	0.22 U	0.21 U	
Isopropylbenzene (Cumene)	--	--	--	UG/KG	0.79 U	0.63 U	0.62 U	
M,P-Xylene (Sum Of Isomers)	--	--	--	UG/KG	1.3 U	1.1 U	1 U	
Methyl Acetate	--	--	--	UG/KG	2.1 U	1.7 U	1.6 U	
Methyl Ethyl Ketone (2-Butanone)	120	500000	500000	UG/KG	2.7 U	2.2 U	2.1 U	
Methyl Isobutyl Ketone (4-Methyl-2-Pentanone)	--	--	--	UG/KG	1.2 U	0.91 U	0.9 U	
Methylcyclohexane	--	--	--	UG/KG	1.5 U	1.2 U	1.1 U	
Methylene Chloride	50	500000	500000	UG/KG	4.5 J	2.7 J	2.4 J	
O-Xylene (1,2-Dimethylbenzene)	--	--	--	UG/KG	0.57 U	0.45 U	0.44 U	
Styrene	--	--	--	UG/KG	0.36 U	0.28 U	0.28 U	
Tert-Butyl Methyl Ether	930	500000	500000	UG/KG	1.2 U	0.88 U	0.86 U	
Tetrachloroethylene (PCE)	1300	150000	150000	UG/KG	1.1 U	0.82 U	0.81 U	
Toluene	700	500000	500000	UG/KG	1.2 U	0.93 U	0.92 U	
Trans-1,2-Dichloroethene	190	500000	500000	UG/KG	1.1 U	0.8 U	0.79 U	
Trans-1,3-Dichloropropene	--	--	--	UG/KG	0.24 U	0.19 U	0.19 U	
Trichloroethylene (TCE)	470	200000	470	UG/KG	11	10	18	
Trichlorofluoromethane	--	--	--	UG/KG	0.78 U	0.62 U	0.61 U	
Vinyl Chloride	20	13000	13000	UG/KG	2.2 U	1.8 U	1.7 U	

Table 1. Summary of Volatile Organic Compounds in Soil, 1000 Turk Hill Road, Fairport, Monroe County, New York

					Sample Designation:	MW-11M	MW-11M	MW-11S
					Field Sample Name:	MW-11M_(20-22)	MW-11M_(28-30)	DUPLICATE-01
					Sample Date:	10/01/2015	10/01/2015	10/02/2015
					Normal or Field Duplicate:	N	N	FD
					Sample Depth (ft bgs)	20 - 22	28 - 30	22 - 24
					Test Type:	INITIAL	INITIAL	INITIAL
Parameter	NYSDEC Unrestricted Use SCO	NYSDEC Commercial SCO	Site-Specific SCOs	Unit				
1,1,1-Trichloroethane (TCA)	680	500000	500000	UG/KG	0.86 U	1.1 U	0.72 U	
1,1,2,2-Tetrachloroethane	--	--	--	UG/KG	0.95 U	1.2 U	0.8 U	
1,1,2-Trichloroethane	--	--	--	UG/KG	0.86 U	1.1 U	0.72 U	
1,1-Dichloroethane	270	240000	240000	UG/KG	1.5 U	1.9 U	1.3 U	
1,1-Dichloroethene	330	500000	500000	UG/KG	1.5 U	1.9 U	1.3 U	
1,2,3-Trichlorobenzene	--	--	--	UG/KG	0.73 U	0.91 U	0.61 U	
1,2,4-Trichlorobenzene	--	--	--	UG/KG	0.69 U	0.87 U	0.58 U	
1,2-Dibromo-3-Chloropropane	--	--	--	UG/KG	2.2 U	2.8 U	1.9 U	
1,2-Dibromoethane (Ethylene Dibromide)	--	--	--	UG/KG	1.5 U	1.8 U	1.2 U	
1,2-Dichlorobenzene	1100	500000	500000	UG/KG	0.72 U	0.9 U	0.6 U	
1,2-Dichloroethane	20	30000	30000	UG/KG	0.72 U	0.9 U	0.6 U	
1,2-Dichloropropane	--	--	--	UG/KG	1.2 U	1.5 U	0.95 U	
1,3-Dichlorobenzene	2400	280000	280000	UG/KG	0.74 U	0.93 U	0.62 U	
1,4-Dichlorobenzene	1800	130000	130000	UG/KG	0.66 U	0.82 U	0.55 U	
1,4-Dioxane (P-Dioxane)	100	130000	130000	UG/KG	NA	NA	NA	
2-Hexanone	--	--	--	UG/KG	1.5 U	1.8 U	1.2 U	
Acetone	50	500000	500000	UG/KG	4.1 J	6.3 J	2.8 U	
Benzene	60	44000	44000	UG/KG	0.34 U	0.43 U	0.29 U	
Bromochloromethane	--	--	--	UG/KG	1.6 U	2 U	1.4 U	
Bromodichloromethane	--	--	--	UG/KG	0.72 U	0.9 U	0.6 U	
Bromoform	--	--	--	UG/KG	1.1 U	1.4 U	0.92 U	
Bromomethane	--	--	--	UG/KG	1.7 U	2.1 U	1.4 U	
Carbon Disulfide	--	--	--	UG/KG	1.5 U	1.9 U	1.3 U	
Carbon Tetrachloride	760	22000	22000	UG/KG	1.1 U	1.4 U	0.91 U	
Chlorobenzene	1100	500000	500000	UG/KG	0.34 U	0.43 U	0.29 U	
Chloroethane	--	--	--	UG/KG	3.4 U	4.2 U	2.9 U	
Chloroform	370	350000	350000	UG/KG	1.5 U	1.9 U	1.3 U	
Chloromethane	--	--	--	UG/KG	0.47 U	0.59 U	0.4 U	
Cis-1,2-Dichloroethylene	250	500000	250	UG/KG	1.2 U	1.4 U	0.93 U	
Cis-1,3-Dichloropropene	--	--	--	UG/KG	1.1 U	1.4 U	0.89 U	
Cyclohexane	--	--	--	UG/KG	1.7 U	2.1 U	1.4 U	

Table 1. Summary of Volatile Organic Compounds in Soil, 1000 Turk Hill Road, Fairport, Monroe County, New York

					Sample Designation:	MW-11M	MW-11M	MW-11S
					Field Sample Name:	MW-11M_(20-22)	MW-11M_(28-30)	DUPLICATE-01
					Sample Date:	10/01/2015	10/01/2015	10/02/2015
					Normal or Field Duplicate:	N	N	FD
					Sample Depth (ft bgs)	20 - 22	28 - 30	22 - 24
					Test Type:	INITIAL	INITIAL	INITIAL
Parameter	NYSDEC Unrestricted Use SCO	NYSDEC Commercial SCO	Site-Specific SCOs	Unit				
Dibromochloromethane	--	--	--	UG/KG	0.86 U	1.1 U	0.72 U	
Dichlorodifluoromethane	--	--	--	UG/KG	2.3 U	2.8 U	1.9 U	
Ethylbenzene	1000	390000	390000	UG/KG	0.27 U	0.34 U	0.23 U	
Isopropylbenzene (Cumene)	--	--	--	UG/KG	0.79 U	0.99 U	0.66 U	
M,P-Xylene (Sum Of Isomers)	--	--	--	UG/KG	1.3 U	1.6 U	1.1 U	
Methyl Acetate	--	--	--	UG/KG	2.1 U	2.6 U	1.8 U	
Methyl Ethyl Ketone (2-Butanone)	120	500000	500000	UG/KG	2.7 U	3.4 U	2.3 U	
Methyl Isobutyl Ketone (4-Methyl-2-Pentanone)	--	--	--	UG/KG	1.2 U	1.5 U	0.96 U	
Methylcyclohexane	--	--	--	UG/KG	1.5 U	1.8 U	1.2 U	
Methylene Chloride	50	500000	500000	UG/KG	3.7 J	5.2 J	2.7 J	
O-Xylene (1,2-Dimethylbenzene)	--	--	--	UG/KG	0.57 U	0.71 U	0.47 U	
Styrene	--	--	--	UG/KG	0.36 U	0.44 U	0.3 U	
Tert-Butyl Methyl Ether	930	500000	500000	UG/KG	1.1 U	1.4 U	0.93 U	
Tetrachloroethylene (PCE)	1300	150000	150000	UG/KG	1.1 U	1.3 U	0.87 U	
Toluene	700	500000	500000	UG/KG	1.2 U	1.5 U	0.98 U	
Trans-1,2-Dichloroethene	190	500000	500000	UG/KG	1.1 U	1.3 U	0.85 U	
Trans-1,3-Dichloropropene	--	--	--	UG/KG	0.24 U	0.3 U	0.2 U	
Trichloroethylene (TCE)	470	200000	470	UG/KG	7.6	2 J	20	
Trichlorofluoromethane	--	--	--	UG/KG	0.78 U	0.97 U	0.65 U	
Vinyl Chloride	20	13000	13000	UG/KG	2.2 U	2.7 U	1.9 U	

Table 1. Summary of Volatile Organic Compounds in Soil, 1000 Turk Hill Road, Fairport, Monroe County, New York

					Sample Designation:	MW-11S	MW-11S	MW-12S
					Field Sample Name:	MW-11S_(20-22)	MW-11S_(22-24)	SB-12S_(16-18)
					Sample Date:	10/02/2015	10/02/2015	10/06/2015
					Normal or Field Duplicate:	N	N	N
					Sample Depth (ft bgs)	20 - 22	22 - 24	16 - 18
					Test Type:	INITIAL	INITIAL	INITIAL
Parameter	NYSDEC Unrestricted Use SCO	NYSDEC Commercial SCO	Site-Specific SCOs	Unit				
1,1,1-Trichloroethane (TCA)	680	500000	500000	UG/KG	0.83 U	0.81 U	0.71 U	
1,1,2,2-Tetrachloroethane	--	--	--	UG/KG	0.92 U	0.9 U	0.79 U	
1,1,2-Trichloroethane	--	--	--	UG/KG	0.83 U	0.81 U	0.71 U	
1,1-Dichloroethane	270	240000	240000	UG/KG	1.5 U	1.4 U	1.3 U	
1,1-Dichloroethene	330	500000	500000	UG/KG	1.5 U	1.5 U	1.3 U	
1,2,3-Trichlorobenzene	--	--	--	UG/KG	0.7 U	0.69 U	0.61 U	
1,2,4-Trichlorobenzene	--	--	--	UG/KG	0.67 U	0.66 U	0.58 U	
1,2-Dibromo-3-Chloropropane	--	--	--	UG/KG	2.2 U	2.1 U	1.9 U	
1,2-Dibromoethane (Ethylene Dibromide)	--	--	--	UG/KG	1.4 U	1.4 U	1.2 U	
1,2-Dichlorobenzene	1100	500000	500000	UG/KG	0.69 U	0.68 U	0.6 U	
1,2-Dichloroethane	20	30000	30000	UG/KG	0.69 U	0.68 U	0.6 U	
1,2-Dichloropropane	--	--	--	UG/KG	1.1 U	1.1 U	0.95 U	
1,3-Dichlorobenzene	2400	280000	280000	UG/KG	0.71 U	0.7 U	0.62 U	
1,4-Dichlorobenzene	1800	130000	130000	UG/KG	0.64 U	0.62 U	0.55 U	
1,4-Dioxane (P-Dioxane)	100	130000	130000	UG/KG	NA	NA	NA	
2-Hexanone	--	--	--	UG/KG	1.4 U	1.4 U	1.2 U	
Acetone	50	500000	500000	UG/KG	4.6 J	3.1 U	11	
Benzene	60	44000	44000	UG/KG	0.33 U	0.32 U	0.29 U	
Bromochloromethane	--	--	--	UG/KG	1.6 U	1.5 U	1.4 U	
Bromodichloromethane	--	--	--	UG/KG	0.69 U	0.68 U	0.6 U	
Bromoform	--	--	--	UG/KG	1.1 U	1.1 U	0.91 U	
Bromomethane	--	--	--	UG/KG	1.6 U	1.6 U	1.4 U	
Carbon Disulfide	--	--	--	UG/KG	1.4 U	1.4 U	2.8 J	
Carbon Tetrachloride	760	22000	22000	UG/KG	1.1 U	1.1 U	0.9 U	
Chlorobenzene	1100	500000	500000	UG/KG	0.33 U	0.32 U	0.29 U	
Chloroethane	--	--	--	UG/KG	3.3 U	3.2 U	2.8 U	
Chloroform	370	350000	350000	UG/KG	1.5 U	1.4 U	1.3 U	
Chloromethane	--	--	--	UG/KG	0.46 U	0.45 U	0.39 U	
Cis-1,2-Dichloroethylene	250	500000	250	UG/KG	1.1 U	1.1 U	0.93 U	
Cis-1,3-Dichloropropene	--	--	--	UG/KG	1.1 U	1 U	0.88 U	
Cyclohexane	--	--	--	UG/KG	1.6 U	1.6 U	1.4 U	

Table 1. Summary of Volatile Organic Compounds in Soil, 1000 Turk Hill Road, Fairport, Monroe County, New York

					Sample Designation:	MW-11S	MW-11S	MW-12S
					Field Sample Name:	MW-11S_(20-22)	MW-11S_(22-24)	SB-12S_(16-18)
					Sample Date:	10/02/2015	10/02/2015	10/06/2015
					Normal or Field Duplicate:	N	N	N
					Sample Depth (ft bgs)	20 - 22	22 - 24	16 - 18
					Test Type:	INITIAL	INITIAL	INITIAL
Parameter	NYSDEC Unrestricted Use SCO	NYSDEC Commercial SCO	Site-Specific SCOs	Unit				
Dibromochloromethane	--	--	--	UG/KG	0.83 U	0.81 U	0.71 U	
Dichlorodifluoromethane	--	--	--	UG/KG	2.2 U	2.1 U	1.9 U	
Ethylbenzene	1000	390000	390000	UG/KG	0.26 U	0.26 U	0.23 U	
Isopropylbenzene (Cumene)	--	--	--	UG/KG	0.76 U	0.74 U	0.66 U	
M,P-Xylene (Sum Of Isomers)	--	--	--	UG/KG	1.3 U	1.3 U	1.1 U	
Methyl Acetate	--	--	--	UG/KG	2 U	2 U	1.7 U	
Methyl Ethyl Ketone (2-Butanone)	120	500000	500000	UG/KG	2.6 U	2.6 U	2.3 U	
Methyl Isobutyl Ketone (4-Methyl-2-Pentanone)	--	--	--	UG/KG	1.2 U	1.1 U	0.96 U	
Methylcyclohexane	--	--	--	UG/KG	1.4 U	1.4 U	1.2 U	
Methylene Chloride	50	500000	500000	UG/KG	3.7 J	3.1 J	3.3 J	
O-Xylene (1,2-Dimethylbenzene)	--	--	--	UG/KG	0.55 U	0.53 U	0.47 U	
Styrene	--	--	--	UG/KG	0.34 U	0.34 U	0.3 U	
Tert-Butyl Methyl Ether	930	500000	500000	UG/KG	1.1 U	1.1 U	0.92 U	
Tetrachloroethylene (PCE)	1300	150000	150000	UG/KG	1 U	0.98 U	0.86 U	
Toluene	700	500000	500000	UG/KG	1.2 U	1.2 U	0.98 U	
Trans-1,2-Dichloroethene	190	500000	500000	UG/KG	0.97 U	0.95 U	0.84 U	
Trans-1,3-Dichloropropene	--	--	--	UG/KG	0.23 U	0.23 U	0.2 U	
Trichloroethylene (TCE)	470	200000	470	UG/KG	6	18	0.99 U	
Trichlorofluoromethane	--	--	--	UG/KG	0.75 U	0.73 U	0.65 U	
Vinyl Chloride	20	13000	13000	UG/KG	2.1 U	2.1 U	1.8 U	

Table 1. Summary of Volatile Organic Compounds in Soil, 1000 Turk Hill Road, Fairport, Monroe County, New York

					Sample Designation:	MW-12S	MW-14S	MW-14S	MW-15S
					Field Sample Name:	SB-12S_(8-10)	SB-14S_(10-12)	SB-14S_(8-10)	SB-15S_(12-13)
					Sample Date:	10/06/2015	10/13/2015	10/13/2015	12/17/2015
					Normal or Field Duplicate:	N	N	N	N
					Sample Depth (ft bgs)	8 - 10	10 - 12	8 - 10	12 - 13
					Test Type:	INITIAL	INITIAL	INITIAL	INITIAL
Parameter	NYSDEC Unrestricted Use SCO	NYSDEC Commercial SCO	Site-Specific SCOs	Unit					
1,1,1-Trichloroethane (TCA)	680	500000	500000	UG/KG	0.66 U	0.89 U	0.96 U	0.71 U	
1,1,2,2-Tetrachloroethane	--	--	--	UG/KG	0.74 U	0.99 U	1.1 U	0.79 U	
1,1,2-Trichloroethane	--	--	--	UG/KG	0.66 U	0.89 U	0.96 U	0.71 U	
1,1-Dichloroethane	270	240000	240000	UG/KG	1.2 U	1.6 U	1.7 U	1.3 U	
1,1-Dichloroethene	330	500000	500000	UG/KG	1.2 U	1.6 U	1.7 U	1.3 U	
1,2,3-Trichlorobenzene	--	--	--	UG/KG	0.56 U	0.76 U	0.82 U	0.61 U	
1,2,4-Trichlorobenzene	--	--	--	UG/KG	0.54 U	0.72 U	0.78 U	0.58 U	
1,2-Dibromo-3-Chloropropane	--	--	--	UG/KG	1.7 U	2.3 U	2.5 U	1.9 U	
1,2-Dibromoethane (Ethylene Dibromide)	--	--	--	UG/KG	1.1 U	1.5 U	1.6 U	1.2 U	
1,2-Dichlorobenzene	1100	500000	500000	UG/KG	0.56 U	0.75 U	0.81 U	0.6 U	
1,2-Dichloroethane	20	30000	30000	UG/KG	0.56 U	0.75 U	0.81 U	0.6 U	
1,2-Dichloropropane	--	--	--	UG/KG	0.88 U	1.2 U	1.3 U	0.95 U	
1,3-Dichlorobenzene	2400	280000	280000	UG/KG	0.57 U	0.77 U	0.83 U	0.62 U	
1,4-Dichlorobenzene	1800	130000	130000	UG/KG	0.51 U	0.68 U	0.74 U	0.55 U	
1,4-Dioxane (P-Dioxane)	100	130000	130000	UG/KG	NA	NA	NA	NA	
2-Hexanone	--	--	--	UG/KG	1.1 U	1.5 U	1.6 U	1.2 U	
Acetone	50	500000	500000	UG/KG	4.6	3.5 U	3.7 U	5.7 U	
Benzene	60	44000	44000	UG/KG	0.27 U	0.36 U	0.39 U	0.29 U	
Bromochloromethane	--	--	--	UG/KG	1.3 U	1.7 U	1.8 U	1.4 U	
Bromodichloromethane	--	--	--	UG/KG	0.56 U	0.75 U	0.81 U	0.6 U	
Bromoform	--	--	--	UG/KG	0.84 U	1.2 U	1.3 U	0.91 U	
Bromomethane	--	--	--	UG/KG	1.3 U	1.7 U	1.9 U	1.4 U	
Carbon Disulfide	--	--	--	UG/KG	1.2 U	1.6 U	1.7 U	1.3 U	
Carbon Tetrachloride	760	22000	22000	UG/KG	0.83 U	1.2 U	1.3 U	0.9 U	
Chlorobenzene	1100	500000	500000	UG/KG	0.27 U	0.36 U	0.39 U	0.29 U	
Chloroethane	--	--	--	UG/KG	2.6 U	3.5 U	3.8 U	2.8 U	
Chloroform	370	350000	350000	UG/KG	1.2 U	1.6 U	1.7 U	1.3 U	
Chloromethane	--	--	--	UG/KG	0.37 U	0.49 U	0.53 U	0.39 U	
Cis-1,2-Dichloroethylene	250	500000	250	UG/KG	0.86 U	1.2 U	1.3 U	0.93 U	
Cis-1,3-Dichloropropene	--	--	--	UG/KG	0.82 U	1.1 U	1.2 U	0.88 U	
Cyclohexane	--	--	--	UG/KG	1.3 U	1.7 U	1.9 U	1.4 U	

Table 1. Summary of Volatile Organic Compounds in Soil, 1000 Turk Hill Road, Fairport, Monroe County, New York

					Sample Designation:	MW-12S	MW-14S	MW-14S	MW-15S
					Field Sample Name:	SB-12S_(8-10)	SB-14S_(10-12)	SB-14S_(8-10)	SB-15S_(12-13)
					Sample Date:	10/06/2015	10/13/2015	10/13/2015	12/17/2015
					Normal or Field Duplicate:	N	N	N	N
					Sample Depth (ft bgs)	8 - 10	10 - 12	8 - 10	12 - 13
					Test Type:	INITIAL	INITIAL	INITIAL	INITIAL
Parameter	NYSDEC Unrestricted Use SCO	NYSDEC Commercial SCO	Site-Specific SCOs	Unit					
Dibromochloromethane	--	--	--	UG/KG	0.66 U	0.89 U	0.96 U	0.71 U	
Dichlorodifluoromethane	--	--	--	UG/KG	1.8 U	2.3 U	2.5 U	1.9 U	
Ethylbenzene	1000	390000	390000	UG/KG	0.21 U	0.28 U	0.31 U	0.23 U	
Isopropylbenzene (Cumene)	--	--	--	UG/KG	0.61 U	0.82 U	0.89 U	0.65 U	
M,P-Xylene (Sum Of Isomers)	--	--	--	UG/KG	0.99 U	1.4 U	1.5 U	1.1 U	
Methyl Acetate	--	--	--	UG/KG	1.6 U	2.2 U	2.4 U	1.7 U	
Methyl Ethyl Ketone (2-Butanone)	120	500000	500000	UG/KG	2.1 U	2.8 U	3.1 U	2.5 J	
Methyl Isobutyl Ketone (4-Methyl-2-Pentanone)	--	--	--	UG/KG	0.89 U	1.2 U	1.3 U	0.95 U	
Methylcyclohexane	--	--	--	UG/KG	1.1 U	1.5 U	1.6 U	1.2 U	
Methylene Chloride	50	500000	500000	UG/KG	2.3 J	2.2 J	2.7 J	0.56 U	
O-Xylene (1,2-Dimethylbenzene)	--	--	--	UG/KG	0.44 U	0.59 U	0.64 U	0.47 U	
Styrene	--	--	--	UG/KG	0.28 U	0.37 U	0.4 U	0.3 U	
Tert-Butyl Methyl Ether	930	500000	500000	UG/KG	0.85 U	1.2 U	1.3 U	0.92 U	
Tetrachloroethylene (PCE)	1300	150000	150000	UG/KG	0.8 U	1.1 U	1.2 U	0.86 U	
Toluene	700	500000	500000	UG/KG	0.91 U	1.3 U	1.4 U	0.97 U	
Trans-1,2-Dichloroethene	190	500000	500000	UG/KG	0.78 U	1.1 U	1.2 U	0.84 U	
Trans-1,3-Dichloropropene	--	--	--	UG/KG	0.19 U	0.25 U	0.27 U	0.2 U	
Trichloroethylene (TCE)	470	200000	470	UG/KG	0.92 U	2.9 J	3.7 J	6	
Trichlorofluoromethane	--	--	--	UG/KG	0.6 U	0.81 U	0.87 U	0.64 U	
Vinyl Chloride	20	13000	13000	UG/KG	1.7 U	2.3 U	2.5 U	1.8 U	

Table 1. Summary of Volatile Organic Compounds in Soil, 1000 Turk Hill Road, Fairport, Monroe County, New York

					Sample Designation:	MW-15S	MW-16S	MW-16S	MW-16S
					Field Sample Name:	SB-15S_(5-8)	SB-16S_(10.5-12)	SB-16S_(6-8)	SB-16S_(8-10)
					Sample Date:	12/17/2015	10/12/2015	10/12/2015	10/12/2015
					Normal or Field Duplicate:	N	N	N	N
					Sample Depth (ft bgs)	5 - 8	10.5 - 12	6 - 8	8 - 10
					Test Type:	INITIAL	INITIAL	INITIAL	INITIAL
Parameter	NYSDEC Unrestricted Use SCO	NYSDEC Commercial SCO	Site-Specific SCOs	Unit					
1,1,1-Trichloroethane (TCA)	680	500000	500000	UG/KG	0.82 U	0.88 U	0.71 U	0.68 U	
1,1,2,2-Tetrachloroethane	--	--	--	UG/KG	0.91 U	0.98 U	0.79 U	0.75 U	
1,1,2-Trichloroethane	--	--	--	UG/KG	0.82 U	0.88 U	0.71 U	0.68 U	
1,1-Dichloroethane	270	240000	240000	UG/KG	1.4 U	1.5 U	1.3 U	1.2 U	
1,1-Dichloroethene	330	500000	500000	UG/KG	1.5 U	1.6 U	1.3 U	1.2 U	
1,2,3-Trichlorobenzene	--	--	--	UG/KG	0.7 U	0.75 U	0.6 U	0.58 U	
1,2,4-Trichlorobenzene	--	--	--	UG/KG	0.66 U	0.71 U	0.57 U	0.55 U	
1,2-Dibromo-3-Chloropropane	--	--	--	UG/KG	2.1 U	2.3 U	1.9 U	1.8 U	
1,2-Dibromoethane (Ethylene Dibromide)	--	--	--	UG/KG	1.4 U	1.5 U	1.2 U	1.2 U	
1,2-Dichlorobenzene	1100	500000	500000	UG/KG	0.68 U	0.74 U	0.59 U	0.57 U	
1,2-Dichloroethane	20	30000	30000	UG/KG	0.68 U	0.74 U	0.59 U	0.57 U	
1,2-Dichloropropane	--	--	--	UG/KG	1.1 U	1.2 U	0.94 U	0.9 U	
1,3-Dichlorobenzene	2400	280000	280000	UG/KG	0.71 U	0.76 U	0.61 U	0.59 U	
1,4-Dichlorobenzene	1800	130000	130000	UG/KG	0.63 U	0.68 U	0.54 U	0.52 U	
1,4-Dioxane (P-Dioxane)	100	130000	130000	UG/KG	NA	NA	NA	NA	
2-Hexanone	--	--	--	UG/KG	1.4 U	1.5 U	1.2 U	1.2 U	
Acetone	50	500000	500000	UG/KG	3.5 U	12	13	12	
Benzene	60	44000	44000	UG/KG	0.33 U	0.35 U	0.28 U	0.27 U	
Bromochloromethane	--	--	--	UG/KG	1.6 U	1.7 U	1.4 U	1.3 U	
Bromodichloromethane	--	--	--	UG/KG	0.68 U	0.74 U	0.59 U	0.57 U	
Bromoform	--	--	--	UG/KG	1.1 U	1.2 U	0.9 U	0.86 U	
Bromomethane	--	--	--	UG/KG	1.6 U	1.7 U	1.4 U	1.3 U	
Carbon Disulfide	--	--	--	UG/KG	1.4 U	1.5 U	1.2 U	1.2 U	
Carbon Tetrachloride	760	22000	22000	UG/KG	1.1 U	1.2 U	0.89 U	0.85 U	
Chlorobenzene	1100	500000	500000	UG/KG	0.33 U	0.35 U	0.28 U	0.27 U	
Chloroethane	--	--	--	UG/KG	3.2 U	3.5 U	2.8 U	2.7 U	
Chloroform	370	350000	350000	UG/KG	1.5 U	1.6 U	1.3 U	1.2 U	
Chloromethane	--	--	--	UG/KG	0.45 U	0.48 U	0.39 U	0.37 U	
Cis-1,2-Dichloroethylene	250	500000	250	UG/KG	1.1 U	1.6 J	14	25	
Cis-1,3-Dichloropropene	--	--	--	UG/KG	1.1 U	1.1 U	0.87 U	0.84 U	
Cyclohexane	--	--	--	UG/KG	1.6 U	1.7 U	1.4 U	1.3 U	

Table 1. Summary of Volatile Organic Compounds in Soil, 1000 Turk Hill Road, Fairport, Monroe County, New York

					Sample Designation:	MW-15S	MW-16S	MW-16S	MW-16S
					Field Sample Name:	SB-15S_(5-8)	SB-16S_(10.5-12)	SB-16S_(6-8)	SB-16S_(8-10)
					Sample Date:	12/17/2015	10/12/2015	10/12/2015	10/12/2015
					Normal or Field Duplicate:	N	N	N	N
					Sample Depth (ft bgs)	5 - 8	10.5 - 12	6 - 8	8 - 10
					Test Type:	INITIAL	INITIAL	INITIAL	INITIAL
Parameter	NYSDEC Unrestricted Use SCO	NYSDEC Commercial SCO	Site-Specific SCOs	Unit					
Dibromochloromethane	--	--	--	UG/KG	0.82 U	0.88 U	0.71 U	0.68 U	
Dichlorodifluoromethane	--	--	--	UG/KG	2.2 U	2.3 U	1.9 U	1.8 U	
Ethylbenzene	1000	390000	390000	UG/KG	0.26 U	0.28 U	0.23 U	0.22 U	
Isopropylbenzene (Cumene)	--	--	--	UG/KG	0.75 U	0.81 U	0.65 U	0.62 U	
M,P-Xylene (Sum Of Isomers)	--	--	--	UG/KG	1.3 U	1.4 U	1.1 U	1.1 U	
Methyl Acetate	--	--	--	UG/KG	2 U	2.1 U	1.7 U	1.7 U	
Methyl Ethyl Ketone (2-Butanone)	120	500000	500000	UG/KG	2.6 J	2.8 U	2.3 U	2.2 U	
Methyl Isobutyl Ketone (4-Methyl-2-Pentanone)	--	--	--	UG/KG	1.1 U	1.2 U	0.95 U	0.91 U	
Methylcyclohexane	--	--	--	UG/KG	1.4 U	1.5 U	1.2 U	1.2 U	
Methylene Chloride	50	500000	500000	UG/KG	0.64 U	2 J	2.4 J	1.6 J	
O-Xylene (1,2-Dimethylbenzene)	--	--	--	UG/KG	0.54 U	0.58 U	0.47 U	0.45 U	
Styrene	--	--	--	UG/KG	0.34 U	0.36 U	0.29 U	0.28 U	
Tert-Butyl Methyl Ether	930	500000	500000	UG/KG	1.1 U	1.2 U	0.91 U	0.87 U	
Tetrachloroethylene (PCE)	1300	150000	150000	UG/KG	0.99 U	1.1 U	0.85 U	0.82 U	
Toluene	700	500000	500000	UG/KG	1.2 U	1.2 U	0.97 U	0.93 U	
Trans-1,2-Dichloroethene	190	500000	500000	UG/KG	0.96 U	1.1 U	0.83 U	0.87 J	
Trans-1,3-Dichloropropene	--	--	--	UG/KG	0.23 U	0.24 U	0.2 U	0.19 U	
Trichloroethylene (TCE)	470	200000	470	UG/KG	1.2 U	4.4 J	100	160	
Trichlorofluoromethane	--	--	--	UG/KG	0.74 U	0.8 U	0.64 U	0.61 U	
Vinyl Chloride	20	13000	13000	UG/KG	2.1 U	2.3 U	1.8 U	1.7 U	

Table 1. Summary of Volatile Organic Compounds in Soil, 1000 Turk Hill Road, Fairport, Monroe County, New York

					Sample Designation:	MW-1S	MW-1S	MW-1S
					Field Sample Name:	SB-1-S_(10-12.0)	SB-1-S_(6.4-8)	SB-1-S_(8.8-10)
					Sample Date:	12/17/2015	12/17/2015	12/17/2015
					Normal or Field Duplicate:	N	N	N
					Sample Depth (ft bgs)	10 - 12	6.4 - 8	8.8 - 10
					Test Type:	INITIAL	INITIAL	INITIAL
Parameter	NYSDEC Unrestricted Use SCO	NYSDEC Commercial SCO	Site-Specific SCOs	Unit				
1,1,1-Trichloroethane (TCA)	680	500000	500000	UG/KG	0.88 U	0.72 U	0.76 U	
1,1,2,2-Tetrachloroethane	--	--	--	UG/KG	0.98 U	0.8 U	0.85 U	
1,1,2-Trichloroethane	--	--	--	UG/KG	0.88 U	0.72 U	0.76 U	
1,1-Dichloroethane	270	240000	240000	UG/KG	1.6 U	1.3 U	1.3 U	
1,1-Dichloroethene	330	500000	500000	UG/KG	1.6 U	1.3 U	1.4 U	
1,2,3-Trichlorobenzene	--	--	--	UG/KG	0.75 U	0.62 U	0.65 U	
1,2,4-Trichlorobenzene	--	--	--	UG/KG	0.71 U	0.59 U	0.62 U	
1,2-Dibromo-3-Chloropropane	--	--	--	UG/KG	2.3 U	1.9 U	2 U	
1,2-Dibromoethane (Ethylene Dibromide)	--	--	--	UG/KG	1.5 U	1.2 U	1.3 U	
1,2-Dichlorobenzene	1100	500000	500000	UG/KG	0.74 U	0.61 U	0.64 U	
1,2-Dichloroethane	20	30000	30000	UG/KG	0.74 U	0.61 U	0.64 U	
1,2-Dichloropropane	--	--	--	UG/KG	1.2 U	0.96 U	1.1 U	
1,3-Dichlorobenzene	2400	280000	280000	UG/KG	0.76 U	0.62 U	0.66 U	
1,4-Dichlorobenzene	1800	130000	130000	UG/KG	0.68 U	0.56 U	0.59 U	
1,4-Dioxane (P-Dioxane)	100	130000	130000	UG/KG	NA	NA	NA	
2-Hexanone	--	--	--	UG/KG	1.5 U	1.2 U	1.3 U	
Acetone	50	500000	500000	UG/KG	8.2 U	3.9 U	6 U	
Benzene	60	44000	44000	UG/KG	0.35 U	0.29 U	0.31 U	
Bromochloromethane	--	--	--	UG/KG	1.7 U	1.4 U	1.5 U	
Bromodichloromethane	--	--	--	UG/KG	0.74 U	0.61 U	0.64 U	
Bromoform	--	--	--	UG/KG	1.2 U	0.92 U	0.97 U	
Bromomethane	--	--	--	UG/KG	1.7 U	1.4 U	1.5 U	
Carbon Disulfide	--	--	--	UG/KG	1.5 U	1.3 U	1.3 U	
Carbon Tetrachloride	760	22000	22000	UG/KG	1.2 U	0.91 U	0.96 U	
Chlorobenzene	1100	500000	500000	UG/KG	0.35 U	0.29 U	0.31 U	
Chloroethane	--	--	--	UG/KG	3.5 U	2.9 U	3 U	
Chloroform	370	350000	350000	UG/KG	1.6 U	1.3 U	1.4 U	
Chloromethane	--	--	--	UG/KG	0.49 U	0.4 U	0.42 U	
Cis-1,2-Dichloroethylene	250	500000	250	UG/KG	1.2 U	0.94 U	0.99 U	
Cis-1,3-Dichloropropene	--	--	--	UG/KG	1.1 U	0.89 U	0.94 U	
Cyclohexane	--	--	--	UG/KG	1.7 U	1.4 U	1.5 U	

Table 1. Summary of Volatile Organic Compounds in Soil, 1000 Turk Hill Road, Fairport, Monroe County, New York

					Sample Designation:	MW-1S	MW-1S	MW-1S
					Field Sample Name:	SB-1-S_(10-12.0)	SB-1-S_(6.4-8)	SB-1-S_(8.8-10)
					Sample Date:	12/17/2015	12/17/2015	12/17/2015
					Normal or Field Duplicate:	N	N	N
					Sample Depth (ft bgs)	10 - 12	6.4 - 8	8.8 - 10
					Test Type:	INITIAL	INITIAL	INITIAL
Parameter	NYSDEC Unrestricted Use SCO	NYSDEC Commercial SCO	Site-Specific SCOs	Unit				
Dibromochloromethane	--	--	--	UG/KG	0.88 U	0.72 U	0.76 U	
Dichlorodifluoromethane	--	--	--	UG/KG	2.3 U	1.9 U	2 U	
Ethylbenzene	1000	390000	390000	UG/KG	0.28 U	0.23 U	0.24 U	
Isopropylbenzene (Cumene)	--	--	--	UG/KG	0.81 U	0.66 U	0.7 U	
M,P-Xylene (Sum Of Isomers)	--	--	--	UG/KG	1.4 U	1.1 U	1.2 U	
Methyl Acetate	--	--	--	UG/KG	2.2 U	1.8 U	1.9 U	
Methyl Ethyl Ketone (2-Butanone)	120	500000	500000	UG/KG	4 J	2.3 U	2.5 J	
Methyl Isobutyl Ketone (4-Methyl-2-Pentanone)	--	--	--	UG/KG	1.2 U	0.97 U	1.1 U	
Methylcyclohexane	--	--	--	UG/KG	1.5 U	1.2 U	1.3 U	
Methylene Chloride	50	500000	500000	UG/KG	0.69 U	0.57 U	0.6 U	
O-Xylene (1,2-Dimethylbenzene)	--	--	--	UG/KG	0.58 U	0.48 U	0.5 U	
Styrene	--	--	--	UG/KG	0.37 U	0.3 U	0.32 U	
Tert-Butyl Methyl Ether	930	500000	500000	UG/KG	1.2 U	0.93 U	0.98 U	
Tetrachloroethylene (PCE)	1300	150000	150000	UG/KG	1.1 U	0.87 U	0.92 U	
Toluene	700	500000	500000	UG/KG	1.3 U	0.99 U	1.1 U	
Trans-1,2-Dichloroethene	190	500000	500000	UG/KG	1.1 U	0.85 U	0.9 U	
Trans-1,3-Dichloropropene	--	--	--	UG/KG	0.25 U	0.2 U	0.21 U	
Trichloroethylene (TCE)	470	200000	470	UG/KG	1.3 U	1 U	8	
Trichlorofluoromethane	--	--	--	UG/KG	0.8 U	0.65 U	0.69 U	
Vinyl Chloride	20	13000	13000	UG/KG	2.3 U	1.9 U	2 U	

Table 1. Summary of Volatile Organic Compounds in Soil, 1000 Turk Hill Road, Fairport, Monroe County, New York

					Sample Designation:	MW-27S	MW-27S	MW-28S	MW-28S
					Field Sample Name:	MW-27S_10-12	MW-27S_8-10	MW-28S_10-13	MW-28S_6-8
					Sample Date:	02/15/2017	02/15/2017	02/16/2017	02/16/2017
					Normal or Field Duplicate:	N	N	N	N
					Sample Depth (ft bgs)	10 - 12	8 - 10	10 - 13	6 - 8
					Test Type:	INITIAL	INITIAL	INITIAL	INITIAL
Parameter	NYSDEC Unrestricted Use SCO	NYSDEC Commercial SCO	Site-Specific SCOs	Unit					
1,1,1-Trichloroethane (TCA)	680	500000	500000	UG/KG	0.94 U	0.88 U	0.76 U	0.76 U	
1,1,2,2-Tetrachloroethane	--	--	--	UG/KG	1.1 U	0.98 U	0.84 U	0.84 U	
1,1,2-Trichloroethane	--	--	--	UG/KG	0.94 U	0.88 U	0.76 U	0.76 U	
1,1-Dichloroethane	270	240000	240000	UG/KG	1.7 U	1.6 U	1.3 U	1.3 U	
1,1-Dichloroethene	330	500000	500000	UG/KG	1.7 U	1.6 U	1.4 U	1.4 U	
1,2,3-Trichlorobenzene	--	--	--	UG/KG	0.8 U	0.75 U	0.64 U	0.64 U	
1,2,4-Trichlorobenzene	--	--	--	UG/KG	0.76 U	0.72 U	0.61 U	0.61 U	
1,2-Dibromo-3-Chloropropane	--	--	--	UG/KG	2.4 U	2.3 U	2 U	2 U	
1,2-Dibromoethane (Ethylene Dibromide)	--	--	--	UG/KG	1.6 U	1.5 U	1.3 U	1.3 U	
1,2-Dichlorobenzene	1100	500000	500000	UG/KG	0.79 U	0.74 U	0.63 U	0.63 U	
1,2-Dichloroethane	20	30000	30000	UG/KG	0.79 U	0.74 U	0.63 U	0.63 U	
1,2-Dichloropropane	--	--	--	UG/KG	1.3 U	1.2 U	1 U	1 U	
1,3-Dichlorobenzene	2400	280000	280000	UG/KG	0.81 U	0.76 U	0.65 U	0.65 U	
1,4-Dichlorobenzene	1800	130000	130000	UG/KG	0.72 U	0.68 U	0.58 U	0.58 U	
1,4-Dioxane (P-Dioxane)	100	130000	130000	UG/KG	NA	NA	NA	NA	
2-Hexanone	--	--	--	UG/KG	1.6 U	1.5 U	1.3 U	1.3 U	
Acetone	50	500000	500000	UG/KG	11	39	2.9 U	3 J	
Benzene	60	44000	44000	UG/KG	0.38 U	0.35 U	0.3 U	0.3 U	
Bromochloromethane	--	--	--	UG/KG	1.8 U	1.7 U	1.4 U	1.5 U	
Bromodichloromethane	--	--	--	UG/KG	0.79 U	0.74 U	0.63 U	0.63 U	
Bromoform	--	--	--	UG/KG	1.2 U	1.2 U	0.96 U	0.96 U	
Bromomethane	--	--	--	UG/KG	1.8 U	1.7 U	1.5 U	1.5 U	
Carbon Disulfide	--	--	--	UG/KG	1.6 U	1.5 U	1.3 U	1.3 U	
Carbon Tetrachloride	760	22000	22000	UG/KG	1.2 U	1.2 U	0.95 U	0.95 U	
Chlorobenzene	1100	500000	500000	UG/KG	0.38 U	0.35 U	0.3 U	0.3 U	
Chloroethane	--	--	--	UG/KG	3.7 U	3.5 U	3 U	3 U	
Chloroform	370	350000	350000	UG/KG	1.7 U	1.6 U	1.3 U	1.3 U	
Chloromethane	--	--	--	UG/KG	0.52 U	0.49 U	0.42 U	0.42 U	
Cis-1,2-Dichloroethylene	250	500000	250	UG/KG	1.3 U	1.2 U	0.98 U	0.98 U	
Cis-1,3-Dichloropropene	--	--	--	UG/KG	1.2 U	1.1 U	0.93 U	0.93 U	
Cyclohexane	--	--	--	UG/KG	1.8 U	1.7 U	1.5 U	1.5 U	

Table 1. Summary of Volatile Organic Compounds in Soil, 1000 Turk Hill Road, Fairport, Monroe County, New York

					Sample Designation:	MW-27S	MW-27S	MW-28S	MW-28S
					Field Sample Name:	MW-27S_10-12	MW-27S_8-10	MW-28S_10-13	MW-28S_6-8
					Sample Date:	02/15/2017	02/15/2017	02/16/2017	02/16/2017
					Normal or Field Duplicate:	N	N	N	N
					Sample Depth (ft bgs)	10 - 12	8 - 10	10 - 13	6 - 8
					Test Type:	INITIAL	INITIAL	INITIAL	INITIAL
Parameter	NYSDEC Unrestricted Use SCO	NYSDEC Commercial SCO	Site-Specific SCOs	Unit					
Dibromochloromethane	--	--	--	UG/KG	0.94 U	0.88 U	0.76 U	0.76 U	
Dichlorodifluoromethane	--	--	--	UG/KG	2.5 U	2.3 U	2 U	2 U	
Ethylbenzene	1000	390000	390000	UG/KG	0.3 U	0.28 U	0.24 U	0.24 U	
Isopropylbenzene (Cumene)	--	--	--	UG/KG	0.86 U	0.81 U	0.69 U	0.7 U	
M,P-Xylene (Sum Of Isomers)	--	--	--	UG/KG	1.4 U	1.4 U	1.2 U	1.2 U	
Methyl Acetate	--	--	--	UG/KG	2.3 U	2.2 U	1.8 U	1.9 U	
Methyl Ethyl Ketone (2-Butanone)	120	500000	500000	UG/KG	3 U	5.6 J	2.4 U	2.4 U	
Methyl Isobutyl Ketone (4-Methyl-2-Pentanone)	--	--	--	UG/KG	1.3 U	1.2 U	1.1 U	1.1 U	
Methylcyclohexane	--	--	--	UG/KG	1.6 U	1.5 U	1.3 U	1.3 U	
Methylene Chloride	50	500000	500000	UG/KG	1 J	0.87 J	0.82 J	0.59 U	
O-Xylene (1,2-Dimethylbenzene)	--	--	--	UG/KG	0.62 U	0.58 U	0.5 U	0.5 U	
Styrene	--	--	--	UG/KG	0.39 U	0.37 U	0.31 U	0.31 U	
Tert-Butyl Methyl Ether	930	500000	500000	UG/KG	1.3 U	1.2 U	0.97 U	0.97 U	
Tetrachloroethylene (PCE)	1300	150000	150000	UG/KG	1.2 U	1.1 U	0.91 U	0.91 U	
Toluene	700	500000	500000	UG/KG	1.3 U	1.3 U	1.1 U	1.1 U	
Trans-1,2-Dichloroethene	190	500000	500000	UG/KG	1.2 U	1.1 U	0.89 U	0.89 U	
Trans-1,3-Dichloropropene	--	--	--	UG/KG	0.26 U	0.25 U	0.21 U	0.21 U	
Trichloroethylene (TCE)	470	200000	470	UG/KG	1.3 U	1.3 U	1.1 U	1.1 U	
Trichlorofluoromethane	--	--	--	UG/KG	0.85 U	0.8 U	0.68 U	0.68 U	
Vinyl Chloride	20	13000	13000	UG/KG	2.4 U	2.3 U	1.9 U	1.9 U	

Table 1. Summary of Volatile Organic Compounds in Soil, 1000 Turk Hill Road, Fairport, Monroe County, New York

					Sample Designation:	MW-29S	MW-29S	MW-2D
					Field Sample Name:	MW-29S_12-14	MW-29S_8-10	SB_MW-2-D_(3-5)
					Sample Date:	02/17/2017	02/17/2017	12/29/2015
					Normal or Field Duplicate:	N	N	N
					Sample Depth (ft bgs)	12 - 14	8 - 10	3 - 5
					Test Type:	INITIAL	INITIAL	INITIAL
Parameter	NYSDEC Unrestricted Use SCO	NYSDEC Commercial SCO	Site-Specific SCOs	Unit				
1,1,1-Trichloroethane (TCA)	680	500000	500000	UG/KG	0.72 U	0.75 U	0.89 U	
1,1,2,2-Tetrachloroethane	--	--	--	UG/KG	0.8 U	0.84 U	0.99 U	
1,1,2-Trichloroethane	--	--	--	UG/KG	0.72 U	0.75 U	0.89 U	
1,1-Dichloroethane	270	240000	240000	UG/KG	1.3 U	1.3 U	1.6 U	
1,1-Dichloroethene	330	500000	500000	UG/KG	1.3 U	1.4 U	1.6 U	
1,2,3-Trichlorobenzene	--	--	--	UG/KG	0.61 U	0.64 U	0.76 U	
1,2,4-Trichlorobenzene	--	--	--	UG/KG	0.58 U	0.61 U	0.72 U	
1,2-Dibromo-3-Chloropropane	--	--	--	UG/KG	1.9 U	2 U	2.3 U	
1,2-Dibromoethane (Ethylene Dibromide)	--	--	--	UG/KG	1.2 U	1.3 U	1.5 U	
1,2-Dichlorobenzene	1100	500000	500000	UG/KG	0.6 U	0.63 U	0.75 U	
1,2-Dichloroethane	20	30000	30000	UG/KG	0.6 U	0.63 U	0.75 U	
1,2-Dichloropropane	--	--	--	UG/KG	0.96 U	1 U	1.2 U	
1,3-Dichlorobenzene	2400	280000	280000	UG/KG	0.62 U	0.65 U	0.77 U	
1,4-Dichlorobenzene	1800	130000	130000	UG/KG	0.55 U	0.58 U	0.68 U	
1,4-Dioxane (P-Dioxane)	100	130000	130000	UG/KG	NA	NA	NA	
2-Hexanone	--	--	--	UG/KG	1.2 U	1.3 U	1.5 U	
Acetone	50	500000	500000	UG/KG	2.8 U	2.9 U	37	
Benzene	60	44000	44000	UG/KG	0.29 U	0.3 U	0.36 U	
Bromochloromethane	--	--	--	UG/KG	1.4 U	1.4 U	1.7 U	
Bromodichloromethane	--	--	--	UG/KG	0.6 U	0.63 U	0.75 U	
Bromoform	--	--	--	UG/KG	0.92 U	0.96 U	1.2 U	
Bromomethane	--	--	--	UG/KG	1.4 U	1.5 U	1.7 U	
Carbon Disulfide	--	--	--	UG/KG	1.3 U	1.3 U	1.6 U	
Carbon Tetrachloride	760	22000	22000	UG/KG	0.91 U	0.95 U	1.2 U	
Chlorobenzene	1100	500000	500000	UG/KG	0.29 U	0.3 U	0.36 U	
Chloroethane	--	--	--	UG/KG	2.9 U	3 U	3.5 U	
Chloroform	370	350000	350000	UG/KG	1.3 U	1.3 U	1.6 U	
Chloromethane	--	--	--	UG/KG	0.4 U	0.42 U	0.49 U	
Cis-1,2-Dichloroethylene	250	500000	250	UG/KG	0.94 U	0.98 U	1.2 U	
Cis-1,3-Dichloropropene	--	--	--	UG/KG	0.89 U	0.93 U	1.1 U	
Cyclohexane	--	--	--	UG/KG	1.4 U	1.5 U	1.7 U	

Table 1. Summary of Volatile Organic Compounds in Soil, 1000 Turk Hill Road, Fairport, Monroe County, New York

					Sample Designation:	MW-29S	MW-29S	MW-2D
					Field Sample Name:	MW-29S_12-14	MW-29S_8-10	SB_MW-2-D_(3-5)
					Sample Date:	02/17/2017	02/17/2017	12/29/2015
					Normal or Field Duplicate:	N	N	N
					Sample Depth (ft bgs)	12 - 14	8 - 10	3 - 5
					Test Type:	INITIAL	INITIAL	INITIAL
Parameter	NYSDEC Unrestricted Use SCO	NYSDEC Commercial SCO	Site-Specific SCOs	Unit				
Dibromochloromethane	--	--	--	UG/KG	0.72 U	0.75 U	0.89 U	
Dichlorodifluoromethane	--	--	--	UG/KG	1.9 U	2 U	2.3 U	
Ethylbenzene	1000	390000	390000	UG/KG	0.23 U	0.24 U	0.28 U	
Isopropylbenzene (Cumene)	--	--	--	UG/KG	0.66 U	0.69 U	0.82 U	
M,P-Xylene (Sum Of Isomers)	--	--	--	UG/KG	1.1 U	1.2 U	1.4 U	
Methyl Acetate	--	--	--	UG/KG	1.8 U	1.8 U	2.2 U	
Methyl Ethyl Ketone (2-Butanone)	120	500000	500000	UG/KG	2.3 U	2.4 U	11	
Methyl Isobutyl Ketone (4-Methyl-2-Pentanone)	--	--	--	UG/KG	0.97 U	1.1 U	1.2 U	
Methylcyclohexane	--	--	--	UG/KG	1.2 U	1.3 U	1.5 J	
Methylene Chloride	50	500000	500000	UG/KG	0.56 U	0.59 U	0.85 U	
O-Xylene (1,2-Dimethylbenzene)	--	--	--	UG/KG	0.48 U	0.5 U	0.59 U	
Styrene	--	--	--	UG/KG	0.3 U	0.31 U	0.37 U	
Tert-Butyl Methyl Ether	930	500000	500000	UG/KG	0.93 U	0.97 U	1.2 U	
Tetrachloroethylene (PCE)	1300	150000	150000	UG/KG	0.87 U	0.91 U	1.1 U	
Toluene	700	500000	500000	UG/KG	0.98 U	1.1 U	1.7 J	
Trans-1,2-Dichloroethene	190	500000	500000	UG/KG	0.85 U	0.89 U	1.1 U	
Trans-1,3-Dichloropropene	--	--	--	UG/KG	0.2 U	0.21 U	0.25 U	
Trichloroethylene (TCE)	470	200000	470	UG/KG	0.99 U	1.1 U	22	
Trichlorofluoromethane	--	--	--	UG/KG	0.65 U	0.68 U	0.81 U	
Vinyl Chloride	20	13000	13000	UG/KG	1.9 U	1.9 U	2.3 U	

Table 1. Summary of Volatile Organic Compounds in Soil, 1000 Turk Hill Road, Fairport, Monroe County, New York

					Sample Designation:	MW-2D	MW-2D	MW-2M
					Field Sample Name:	SB_MW-2-D_(13-15)	SB_MW-2-D_(15-17)	SB_MW-2-M_(11-13)
					Sample Date:	12/29/2015	12/29/2015	12/28/2015
					Normal or Field Duplicate:	N	N	N
					Sample Depth (ft bgs)	13 - 15	15 - 17	11 - 13
					Test Type:	INITIAL	INITIAL	INITIAL
Parameter	NYSDEC Unrestricted Use SCO	NYSDEC Commercial SCO	Site-Specific SCOs	Unit				
1,1,1-Trichloroethane (TCA)	680	500000	500000	UG/KG	0.81 U	0.97 U	0.83 U	
1,1,2,2-Tetrachloroethane	--	--	--	UG/KG	0.9 U	1.1 U	0.92 U	
1,1,2-Trichloroethane	--	--	--	UG/KG	0.81 U	0.97 U	0.83 U	
1,1-Dichloroethane	270	240000	240000	UG/KG	1.4 U	1.7 U	1.5 U	
1,1-Dichloroethene	330	500000	500000	UG/KG	1.5 U	1.7 U	1.5 U	
1,2,3-Trichlorobenzene	--	--	--	UG/KG	0.69 U	0.83 U	0.7 U	
1,2,4-Trichlorobenzene	--	--	--	UG/KG	0.66 U	0.79 U	0.67 U	
1,2-Dibromo-3-Chloropropane	--	--	--	UG/KG	2.1 U	2.5 U	2.2 U	
1,2-Dibromoethane (Ethylene Dibromide)	--	--	--	UG/KG	1.4 U	1.7 U	1.4 U	
1,2-Dichlorobenzene	1100	500000	500000	UG/KG	0.68 U	0.82 U	0.69 U	
1,2-Dichloroethane	20	30000	30000	UG/KG	0.68 U	0.82 U	0.69 U	
1,2-Dichloropropane	--	--	--	UG/KG	1.1 U	1.3 U	1.1 U	
1,3-Dichlorobenzene	2400	280000	280000	UG/KG	0.7 U	0.84 U	0.71 U	
1,4-Dichlorobenzene	1800	130000	130000	UG/KG	0.63 U	0.75 U	0.64 U	
1,4-Dioxane (P-Dioxane)	100	130000	130000	UG/KG	NA	NA	22 U	
2-Hexanone	--	--	--	UG/KG	1.4 U	1.7 U	1.4 U	
Acetone	50	500000	500000	UG/KG	5.5 J	78	3.4 J	
Benzene	60	44000	44000	UG/KG	0.33 U	0.39 U	0.33 U	
Bromochloromethane	--	--	--	UG/KG	1.6 U	1.9 U	1.6 U	
Bromodichloromethane	--	--	--	UG/KG	0.68 U	0.82 U	0.69 U	
Bromoform	--	--	--	UG/KG	1.1 U	1.3 U	1.1 U	
Bromomethane	--	--	--	UG/KG	1.6 UJ	1.9 U	1.6 U	
Carbon Disulfide	--	--	--	UG/KG	1.4 U	1.7 U	1.4 U	
Carbon Tetrachloride	760	22000	22000	UG/KG	1.1 U	1.3 U	1.1 U	
Chlorobenzene	1100	500000	500000	UG/KG	0.33 U	0.39 U	0.33 U	
Chloroethane	--	--	--	UG/KG	3.2 U	3.9 U	3.3 U	
Chloroform	370	350000	350000	UG/KG	1.4 U	1.7 U	1.5 U	
Chloromethane	--	--	--	UG/KG	0.45 U	0.54 U	0.46 U	
Cis-1,2-Dichloroethylene	250	500000	250	UG/KG	1.1 U	1.3 U	35	
Cis-1,3-Dichloropropene	--	--	--	UG/KG	1 U	1.2 U	1.1 U	
Cyclohexane	--	--	--	UG/KG	1.6 U	1.9 U	1.6 U	

Table 1. Summary of Volatile Organic Compounds in Soil, 1000 Turk Hill Road, Fairport, Monroe County, New York

					Sample Designation:	MW-2D	MW-2D	MW-2M
					Field Sample Name:	SB_MW-2-D_(13-15)	SB_MW-2-D_(15-17)	SB_MW-2-M_(11-13)
					Sample Date:	12/29/2015	12/29/2015	12/28/2015
					Normal or Field Duplicate:	N	N	N
					Sample Depth (ft bgs)	13 - 15	15 - 17	11 - 13
					Test Type:	INITIAL	INITIAL	INITIAL
Parameter	NYSDEC Unrestricted Use SCO	NYSDEC Commercial SCO	Site-Specific SCOs	Unit				
Dibromochloromethane	--	--	--	UG/KG	0.81 U	0.97 U	0.83 U	
Dichlorodifluoromethane	--	--	--	UG/KG	2.1 U	2.6 U	2.2 U	
Ethylbenzene	1000	390000	390000	UG/KG	0.26 U	0.31 U	0.26 U	
Isopropylbenzene (Cumene)	--	--	--	UG/KG	0.75 U	0.89 U	0.76 U	
M,P-Xylene (Sum Of Isomers)	--	--	--	UG/KG	1.3 U	1.5 U	1.3 U	
Methyl Acetate	--	--	--	UG/KG	2 U	2.4 U	2 U	
Methyl Ethyl Ketone (2-Butanone)	120	500000	500000	UG/KG	3.1 J	22	2.6 U	
Methyl Isobutyl Ketone (4-Methyl-2-Pentanone)	--	--	--	UG/KG	1.1 U	1.4 U	1.2 U	
Methylcyclohexane	--	--	--	UG/KG	1.4 U	1.6 U	1.4 U	
Methylene Chloride	50	500000	500000	UG/KG	0.64 U	0.76 U	0.65 U	
O-Xylene (1,2-Dimethylbenzene)	--	--	--	UG/KG	0.54 U	0.64 U	0.55 U	
Styrene	--	--	--	UG/KG	0.34 U	0.4 U	0.34 U	
Tert-Butyl Methyl Ether	930	500000	500000	UG/KG	1.1 U	1.3 U	1.1 U	
Tetrachloroethylene (PCE)	1300	150000	150000	UG/KG	0.98 U	1.2 U	1 U	
Toluene	700	500000	500000	UG/KG	1.2 U	1.4 U	1.2 U	
Trans-1,2-Dichloroethene	190	500000	500000	UG/KG	0.96 U	1.2 U	0.97 U	
Trans-1,3-Dichloropropene	--	--	--	UG/KG	0.23 U	0.27 U	0.23 U	
Trichloroethylene (TCE)	470	200000	470	UG/KG	2.6 J	2.2 J	180	
Trichlorofluoromethane	--	--	--	UG/KG	0.74 U	0.88 U	0.75 U	
Vinyl Chloride	20	13000	13000	UG/KG	2.1 U	2.5 U	2.1 U	

Table 1. Summary of Volatile Organic Compounds in Soil, 1000 Turk Hill Road, Fairport, Monroe County, New York

					Sample Designation:	MW-2M	MW-2M	MW-2S
					Field Sample Name:	SB_MW-2-M_(17-19)	SB_MW-2-M_(7-9)	SB_MW-2-S_(11-13)
					Sample Date:	12/29/2015	12/28/2015	12/28/2015
					Normal or Field Duplicate:	N	N	N
					Sample Depth (ft bgs)	17 - 19	7 - 9	11 - 13
					Test Type:	INITIAL	INITIAL	INITIAL
Parameter	NYSDEC Unrestricted Use SCO	NYSDEC Commercial SCO	Site-Specific SCOs	Unit				
1,1,1-Trichloroethane (TCA)	680	500000	500000	UG/KG	0.74 U	0.79 U	0.74 U	
1,1,2,2-Tetrachloroethane	--	--	--	UG/KG	0.82 U	0.87 U	0.82 U	
1,1,2-Trichloroethane	--	--	--	UG/KG	0.74 U	0.79 U	0.74 U	
1,1-Dichloroethane	270	240000	240000	UG/KG	1.3 U	1.4 U	1.3 U	
1,1-Dichloroethene	330	500000	500000	UG/KG	1.3 U	1.4 U	1.3 U	
1,2,3-Trichlorobenzene	--	--	--	UG/KG	0.63 U	0.67 U	0.63 U	
1,2,4-Trichlorobenzene	--	--	--	UG/KG	0.6 U	0.64 U	0.6 U	
1,2-Dibromo-3-Chloropropane	--	--	--	UG/KG	1.9 U	2.1 U	1.9 U	
1,2-Dibromoethane (Ethylene Dibromide)	--	--	--	UG/KG	1.3 U	1.3 U	1.3 U	
1,2-Dichlorobenzene	1100	500000	500000	UG/KG	0.62 U	0.66 U	0.62 U	
1,2-Dichloroethane	20	30000	30000	UG/KG	0.62 U	0.66 U	0.62 U	
1,2-Dichloropropane	--	--	--	UG/KG	0.99 U	1.1 U	0.98 U	
1,3-Dichlorobenzene	2400	280000	280000	UG/KG	0.64 U	0.68 U	0.64 U	
1,4-Dichlorobenzene	1800	130000	130000	UG/KG	0.57 U	0.61 U	0.57 U	
1,4-Dioxane (P-Dioxane)	100	130000	130000	UG/KG	NA	NA	NA	
2-Hexanone	--	--	--	UG/KG	1.3 U	1.3 U	1.3 U	
Acetone	50	500000	500000	UG/KG	12	3.3 J	8.9	
Benzene	60	44000	44000	UG/KG	0.3 U	0.32 U	0.3 U	
Bromochloromethane	--	--	--	UG/KG	1.4 U	1.5 U	1.4 U	
Bromodichloromethane	--	--	--	UG/KG	0.62 U	0.66 U	0.62 U	
Bromoform	--	--	--	UG/KG	0.95 U	1 U	0.94 U	
Bromomethane	--	--	--	UG/KG	1.4 U	1.5 U	1.4 U	
Carbon Disulfide	--	--	--	UG/KG	1.3 U	1.4 U	1.3 U	
Carbon Tetrachloride	760	22000	22000	UG/KG	0.94 U	0.99 U	0.93 U	
Chlorobenzene	1100	500000	500000	UG/KG	0.3 U	0.32 U	0.3 U	
Chloroethane	--	--	--	UG/KG	3 U	3.1 U	2.9 U	
Chloroform	370	350000	350000	UG/KG	1.3 U	1.4 U	1.3 U	
Chloromethane	--	--	--	UG/KG	0.41 U	0.43 U	0.41 U	
Cis-1,2-Dichloroethylene	250	500000	250	UG/KG	5.1 J	13	1.8 J	
Cis-1,3-Dichloropropene	--	--	--	UG/KG	0.91 U	0.97 U	0.91 U	
Cyclohexane	--	--	--	UG/KG	1.4 U	1.5 U	1.4 U	

Table 1. Summary of Volatile Organic Compounds in Soil, 1000 Turk Hill Road, Fairport, Monroe County, New York

					Sample Designation:	MW-2M	MW-2M	MW-2S
					Field Sample Name:	SB_MW-2-M_(17-19)	SB_MW-2-M_(7-9)	SB_MW-2-S_(11-13)
					Sample Date:	12/29/2015	12/28/2015	12/28/2015
					Normal or Field Duplicate:	N	N	N
					Sample Depth (ft bgs)	17 - 19	7 - 9	11 - 13
					Test Type:	INITIAL	INITIAL	INITIAL
Parameter	NYSDEC Unrestricted Use SCO	NYSDEC Commercial SCO	Site-Specific SCOs	Unit				
Dibromochloromethane	--	--	--	UG/KG	0.74 U	0.79 U	0.74 U	
Dichlorodifluoromethane	--	--	--	UG/KG	2 U	2.1 U	2 U	
Ethylbenzene	1000	390000	390000	UG/KG	0.24 U	0.25 U	0.24 U	
Isopropylbenzene (Cumene)	--	--	--	UG/KG	0.68 U	0.72 U	0.68 U	
M,P-Xylene (Sum Of Isomers)	--	--	--	UG/KG	1.2 U	1.2 U	1.2 U	
Methyl Acetate	--	--	--	UG/KG	1.8 U	1.9 U	1.8 U	
Methyl Ethyl Ketone (2-Butanone)	120	500000	500000	UG/KG	5.8	2.5 U	6.3	
Methyl Isobutyl Ketone (4-Methyl-2-Pentanone)	--	--	--	UG/KG	1 U	1.1 U	0.99 U	
Methylcyclohexane	--	--	--	UG/KG	1.3 U	1.3 U	1.3 U	
Methylene Chloride	50	500000	500000	UG/KG	0.58 U	0.62 U	0.58 U	
O-Xylene (1,2-Dimethylbenzene)	--	--	--	UG/KG	0.49 U	0.52 U	0.49 U	
Styrene	--	--	--	UG/KG	0.31 U	0.33 U	0.31 U	
Tert-Butyl Methyl Ether	930	500000	500000	UG/KG	0.96 U	1.1 U	0.95 U	
Tetrachloroethylene (PCE)	1300	150000	150000	UG/KG	0.89 U	0.95 U	0.89 U	
Toluene	700	500000	500000	UG/KG	1.1 U	1.1 U	1.1 U	
Trans-1,2-Dichloroethene	190	500000	500000	UG/KG	0.87 U	0.93 U	0.87 U	
Trans-1,3-Dichloropropene	--	--	--	UG/KG	0.21 U	0.22 U	0.21 U	
Trichloroethylene (TCE)	470	200000	470	UG/KG	19	57	15	
Trichlorofluoromethane	--	--	--	UG/KG	0.67 U	0.71 U	0.67 U	
Vinyl Chloride	20	13000	13000	UG/KG	1.9 U	2 U	1.9 U	

Table 1. Summary of Volatile Organic Compounds in Soil, 1000 Turk Hill Road, Fairport, Monroe County, New York

					Sample Designation:	MW-2S	MW-3S	MW-3S	MW-4S
					Field Sample Name:	SB_MW-2-S_(9-11)	SB-3_(12-15)	SB-3_(5-8)	SB-04S_(7-9)
					Sample Date:	12/28/2015	12/17/2015	12/17/2015	01/05/2016
					Normal or Field Duplicate:	N	N	N	N
					Sample Depth (ft bgs)	9 - 11	12 - 15	5 - 8	7 - 9
					Test Type:	INITIAL	INITIAL	INITIAL	INITIAL
Parameter	NYSDEC Unrestricted Use SCO	NYSDEC Commercial SCO	Site-Specific SCOs	Unit					
1,1,1-Trichloroethane (TCA)	680	500000	500000	UG/KG	0.76 U	1.1 U	0.81 U	0.8 U	
1,1,2,2-Tetrachloroethane	--	--	--	UG/KG	0.84 U	1.2 U	0.9 U	0.88 U	
1,1,2-Trichloroethane	--	--	--	UG/KG	0.76 U	1.1 U	0.81 U	0.8 U	
1,1-Dichloroethane	270	240000	240000	UG/KG	1.3 U	1.8 U	1.4 U	1.4 U	
1,1-Dichloroethene	330	500000	500000	UG/KG	1.4 U	1.8 U	1.5 U	1.4 U	
1,2,3-Trichlorobenzene	--	--	--	UG/KG	0.65 U	0.87 U	0.69 U	0.68 U	
1,2,4-Trichlorobenzene	--	--	--	UG/KG	0.62 U	0.83 U	0.66 U	0.65 U	
1,2-Dibromo-3-Chloropropane	--	--	--	UG/KG	2 U	2.7 U	2.1 U	2.1 U	
1,2-Dibromoethane (Ethylene Dibromide)	--	--	--	UG/KG	1.3 U	1.7 U	1.4 U	1.4 U	
1,2-Dichlorobenzene	1100	500000	500000	UG/KG	0.64 U	0.86 U	0.68 U	0.67 U	
1,2-Dichloroethane	20	30000	30000	UG/KG	0.64 U	0.86 U	0.68 U	0.67 U	
1,2-Dichloropropane	--	--	--	UG/KG	1.1 U	1.4 U	1.1 U	1.1 U	
1,3-Dichlorobenzene	2400	280000	280000	UG/KG	0.66 U	0.89 U	0.7 U	0.69 U	
1,4-Dichlorobenzene	1800	130000	130000	UG/KG	0.59 U	0.79 U	0.62 U	0.61 U	
1,4-Dioxane (P-Dioxane)	100	130000	130000	UG/KG	NA	NA	NA	NA	
2-Hexanone	--	--	--	UG/KG	1.3 U	1.7 U	1.4 U	1.4 U	
Acetone	50	500000	500000	UG/KG	3.6 J	12 U	59	18	
Benzene	60	44000	44000	UG/KG	0.31 U	0.41 U	0.32 U	0.32 U	
Bromochloromethane	--	--	--	UG/KG	1.5 U	2 U	1.6 U	1.5 U	
Bromodichloromethane	--	--	--	UG/KG	0.64 U	0.86 U	0.68 U	0.67 U	
Bromoform	--	--	--	UG/KG	0.97 U	1.4 U	1.1 U	1.1 U	
Bromomethane	--	--	--	UG/KG	1.5 U	2 U	1.6 U	1.5 U	
Carbon Disulfide	--	--	--	UG/KG	1.3 U	1.8 U	1.4 U	1.4 U	
Carbon Tetrachloride	760	22000	22000	UG/KG	0.96 U	1.3 U	1.1 U	1 U	
Chlorobenzene	1100	500000	500000	UG/KG	0.31 U	0.41 U	0.32 U	0.32 U	
Chloroethane	--	--	--	UG/KG	3 U	4.1 U	3.2 U	3.2 U	
Chloroform	370	350000	350000	UG/KG	1.4 U	1.8 U	1.4 U	1.4 U	
Chloromethane	--	--	--	UG/KG	0.42 U	0.56 U	0.45 U	0.44 U	
Cis-1,2-Dichloroethylene	250	500000	250	UG/KG	0.99 U	1.4 U	2 J	1.1 U	
Cis-1,3-Dichloropropene	--	--	--	UG/KG	0.94 U	1.3 U	1 U	0.98 U	
Cyclohexane	--	--	--	UG/KG	1.5 U	2 U	1.6 U	1.5 U	

Table 1. Summary of Volatile Organic Compounds in Soil, 1000 Turk Hill Road, Fairport, Monroe County, New York

					Sample Designation:	MW-2S	MW-3S	MW-3S	MW-4S
					Field Sample Name:	SB_MW-2-S_(9-11)	SB-3_(12-15)	SB-3_(5-8)	SB-04S_(7-9)
					Sample Date:	12/28/2015	12/17/2015	12/17/2015	01/05/2016
					Normal or Field Duplicate:	N	N	N	N
					Sample Depth (ft bgs)	9 - 11	12 - 15	5 - 8	7 - 9
					Test Type:	INITIAL	INITIAL	INITIAL	INITIAL
Parameter	NYSDEC Unrestricted Use SCO	NYSDEC Commercial SCO	Site-Specific SCOs	Unit					
Dibromochloromethane	--	--	--	UG/KG	0.76 U	1.1 U	0.81 U	0.8 U	
Dichlorodifluoromethane	--	--	--	UG/KG	2 U	2.7 U	2.1 U	2.1 U	
Ethylbenzene	1000	390000	390000	UG/KG	0.24 U	0.33 U	0.26 U	0.25 U	
Isopropylbenzene (Cumene)	--	--	--	UG/KG	0.7 U	0.94 U	0.74 U	1.1 J	
M,P-Xylene (Sum Of Isomers)	--	--	--	UG/KG	1.2 U	1.6 U	1.3 U	1.2 U	
Methyl Acetate	--	--	--	UG/KG	1.9 U	2.5 U	2 U	2 U	
Methyl Ethyl Ketone (2-Butanone)	120	500000	500000	UG/KG	3 J	6.9 J	23	5.6	
Methyl Isobutyl Ketone (4-Methyl-2-Pentanone)	--	--	--	UG/KG	1.1 U	1.4 U	1.1 U	1.1 U	
Methylcyclohexane	--	--	--	UG/KG	1.3 U	1.7 U	1.4 U	5.4 J	
Methylene Chloride	50	500000	500000	UG/KG	0.6 U	0.8 U	0.63 U	0.62 U	
O-Xylene (1,2-Dimethylbenzene)	--	--	--	UG/KG	0.5 U	0.68 U	0.53 U	0.53 U	
Styrene	--	--	--	UG/KG	0.32 U	0.42 U	0.34 U	0.33 U	
Tert-Butyl Methyl Ether	930	500000	500000	UG/KG	0.98 U	1.4 U	1.1 U	1.1 U	
Tetrachloroethylene (PCE)	1300	150000	150000	UG/KG	0.92 U	1.3 U	0.98 U	0.96 U	
Toluene	700	500000	500000	UG/KG	1.1 U	1.4 U	1.2 U	1.3 J	
Trans-1,2-Dichloroethene	190	500000	500000	UG/KG	0.9 U	1.3 U	0.95 U	0.94 U	
Trans-1,3-Dichloropropene	--	--	--	UG/KG	0.21 U	0.28 U	0.23 U	0.22 U	
Trichloroethylene (TCE)	470	200000	470	UG/KG	4.1 J	4.3 J	1.2 U	1.1 U	
Trichlorofluoromethane	--	--	--	UG/KG	0.69 U	0.93 U	0.73 U	0.72 U	
Vinyl Chloride	20	13000	13000	UG/KG	2 U	2.6 U	2.1 U	2 U	

Table 1. Summary of Volatile Organic Compounds in Soil, 1000 Turk Hill Road, Fairport, Monroe County, New York

Sample Designation: Field Sample Name: Sample Date: Normal or Field Duplicate: Sample Depth (ft bgs) Test Type:					MW-4S	MW-5S	MW-5S	MW-6D
					SB-04S_(9-11)	SB-5S_(20-22)	SB-5S_(8-9)	DUPLICATE_03
					01/05/2016	10/05/2015	10/05/2015	01/07/2016
					N	N	N	FD
					9 - 11	20 - 22	8 - 9	9 - 11
					INITIAL	INITIAL	INITIAL	INITIAL
Parameter	NYSDEC Unrestricted Use SCO	NYSDEC Commercial SCO	Site-Specific SCOs	Unit				
1,1,1-Trichloroethane (TCA)	680	500000	500000	UG/KG	0.83 U	0.83 UJ	0.83 UJ	0.76 U
1,1,2,2-Tetrachloroethane	--	--	--	UG/KG	0.92 U	0.92 UJ	0.92 UJ	0.84 U
1,1,2-Trichloroethane	--	--	--	UG/KG	0.83 U	0.83 UJ	0.83 UJ	0.76 U
1,1-Dichloroethane	270	240000	240000	UG/KG	1.5 U	1.5 UJ	1.5 UJ	1.3 U
1,1-Dichloroethene	330	500000	500000	UG/KG	1.5 U	1.5 UJ	1.5 UJ	1.4 U
1,2,3-Trichlorobenzene	--	--	--	UG/KG	0.7 U	0.7 UJ	0.71 UJ	0.64 U
1,2,4-Trichlorobenzene	--	--	--	UG/KG	0.67 U	0.67 UJ	0.67 UJ	0.61 U
1,2-Dibromo-3-Chloropropane	--	--	--	UG/KG	2.2 U	2.2 UJ	2.2 UJ	2 U
1,2-Dibromoethane (Ethylene Dibromide)	--	--	--	UG/KG	1.4 U	1.4 UJ	1.4 UJ	1.3 U
1,2-Dichlorobenzene	1100	500000	500000	UG/KG	0.69 U	0.69 UJ	0.7 UJ	0.63 U
1,2-Dichloroethane	20	30000	30000	UG/KG	0.69 U	0.69 UJ	0.7 UJ	0.63 U
1,2-Dichloropropane	--	--	--	UG/KG	1.1 U	1.1 UJ	1.1 UJ	1 U
1,3-Dichlorobenzene	2400	280000	280000	UG/KG	0.71 U	0.72 UJ	0.72 UJ	0.65 U
1,4-Dichlorobenzene	1800	130000	130000	UG/KG	0.64 U	0.64 UJ	0.64 UJ	0.58 U
1,4-Dioxane (P-Dioxane)	100	130000	130000	UG/KG	NA	NA	NA	NA
2-Hexanone	--	--	--	UG/KG	1.4 U	1.4 UJ	1.4 UJ	1.3 U
Acetone	50	500000	500000	UG/KG	22	14 L	31 L	2.9 U
Benzene	60	44000	44000	UG/KG	0.33 U	0.33 UJ	0.33 UJ	0.68 J
Bromochloromethane	--	--	--	UG/KG	1.6 U	1.6 UJ	1.6 UJ	1.4 U
Bromodichloromethane	--	--	--	UG/KG	0.69 U	0.69 UJ	0.7 UJ	0.63 U
Bromoform	--	--	--	UG/KG	1.1 U	1.1 UJ	1.1 UJ	0.96 U
Bromomethane	--	--	--	UG/KG	1.6 U	1.6 UJ	1.6 UJ	1.5 U
Carbon Disulfide	--	--	--	UG/KG	1.4 U	1.4 UJ	1.5 UJ	1.3 U
Carbon Tetrachloride	760	22000	22000	UG/KG	1.1 U	1.1 UJ	1.1 UJ	0.95 U
Chlorobenzene	1100	500000	500000	UG/KG	0.33 U	0.33 UJ	0.33 UJ	0.3 U
Chloroethane	--	--	--	UG/KG	3.3 U	3.3 UJ	3.3 UJ	3 U
Chloroform	370	350000	350000	UG/KG	1.5 U	1.5 UJ	1.5 UJ	1.3 U
Chloromethane	--	--	--	UG/KG	0.46 U	0.46 UJ	0.46 UJ	0.42 U
Cis-1,2-Dichloroethylene	250	500000	250	UG/KG	1.1 U	1.1 UJ	1.1 UJ	0.98 U
Cis-1,3-Dichloropropene	--	--	--	UG/KG	1.1 U	1.1 UJ	1.1 UJ	0.93 U
Cyclohexane	--	--	--	UG/KG	1.6 U	1.6 UJ	1.6 UJ	1.5 U

Table 1. Summary of Volatile Organic Compounds in Soil, 1000 Turk Hill Road, Fairport, Monroe County, New York

					Sample Designation:	MW-4S	MW-5S	MW-5S	MW-6D
					Field Sample Name:	SB-04S_(9-11)	SB-5S_(20-22)	SB-5S_(8-9)	DUPLICATE_03
					Sample Date:	01/05/2016	10/05/2015	10/05/2015	01/07/2016
					Normal or Field Duplicate:	N	N	N	FD
					Sample Depth (ft bgs)	9 - 11	20 - 22	8 - 9	9 - 11
					Test Type:	INITIAL	INITIAL	INITIAL	INITIAL
Parameter	NYSDEC Unrestricted Use SCO	NYSDEC Commercial SCO	Site-Specific SCOs	Unit					
Dibromochloromethane	--	--	--	UG/KG	0.83 U	0.83 UJ	0.83 UJ	0.76 U	
Dichlorodifluoromethane	--	--	--	UG/KG	2.2 U	2.2 UJ	2.2 UJ	2 U	
Ethylbenzene	1000	390000	390000	UG/KG	0.26 U	0.26 UJ	0.27 UJ	0.31 J	
Isopropylbenzene (Cumene)	--	--	--	UG/KG	0.76 U	0.76 UJ	0.76 UJ	0.69 U	
M,P-Xylene (Sum Of Isomers)	--	--	--	UG/KG	1.3 U	1.3 UJ	1.3 UJ	2.5 J	
Methyl Acetate	--	--	--	UG/KG	2 U	2 UJ	2 UJ	1.9 U	
Methyl Ethyl Ketone (2-Butanone)	120	500000	500000	UG/KG	6.7	2.6 UJ	2.6 UJ	2.4 U	
Methyl Isobutyl Ketone (4-Methyl-2-Pentanone)	--	--	--	UG/KG	1.2 U	1.2 UJ	1.2 UJ	1.1 U	
Methylcyclohexane	--	--	--	UG/KG	1.4 U	1.4 UJ	1.4 UJ	1.3 J	
Methylene Chloride	50	500000	500000	UG/KG	0.65 U	3.2 L	3.2 L	1.1 J	
O-Xylene (1,2-Dimethylbenzene)	--	--	--	UG/KG	0.55 U	0.55 UJ	0.55 UJ	0.69 J	
Styrene	--	--	--	UG/KG	0.34 U	0.34 UJ	0.34 UJ	0.31 U	
Tert-Butyl Methyl Ether	930	500000	500000	UG/KG	1.1 U	1.1 UJ	1.1 UJ	0.97 U	
Tetrachloroethylene (PCE)	1300	150000	150000	UG/KG	1 U	1 UJ	1 UJ	0.91 U	
Toluene	700	500000	500000	UG/KG	1.2 U	1.2 UJ	1.2 UJ	2.6 U	
Trans-1,2-Dichloroethene	190	500000	500000	UG/KG	0.97 U	0.97 UJ	0.98 UJ	0.89 U	
Trans-1,3-Dichloropropene	--	--	--	UG/KG	0.23 U	0.23 UJ	0.23 UJ	0.21 U	
Trichloroethylene (TCE)	470	200000	470	UG/KG	1.2 U	1.2 UJ	1.2 UJ	1.1 U	
Trichlorofluoromethane	--	--	--	UG/KG	0.75 U	0.75 UJ	0.75 UJ	0.68 U	
Vinyl Chloride	20	13000	13000	UG/KG	2.1 U	2.1 UJ	2.1 UJ	1.9 U	

Table 1. Summary of Volatile Organic Compounds in Soil, 1000 Turk Hill Road, Fairport, Monroe County, New York

					Sample Designation:	MW-6D	MW-6D	MW-6D
					Field Sample Name:	SB-06D_(11-13)	SB-06D_(15-17)	SB-06D_(9-11)
					Sample Date:	01/06/2016	01/06/2016	01/06/2016
					Normal or Field Duplicate:	N	N	N
					Sample Depth (ft bgs)	11 - 13	15 - 17	9 - 11
					Test Type:	INITIAL	INITIAL	INITIAL
Parameter	NYSDEC Unrestricted Use SCO	NYSDEC Commercial SCO	Site-Specific SCOs	Unit				
1,1,1-Trichloroethane (TCA)	680	500000	500000	UG/KG	0.99 U	0.87 U	0.75 U	
1,1,2,2-Tetrachloroethane	--	--	--	UG/KG	1.1 U	0.97 U	0.83 U	
1,1,2-Trichloroethane	--	--	--	UG/KG	0.99 U	0.87 U	0.75 U	
1,1-Dichloroethane	270	240000	240000	UG/KG	1.7 U	1.5 U	1.3 U	
1,1-Dichloroethene	330	500000	500000	UG/KG	1.8 U	1.6 U	1.4 U	
1,2,3-Trichlorobenzene	--	--	--	UG/KG	0.84 U	0.74 U	0.64 U	
1,2,4-Trichlorobenzene	--	--	--	UG/KG	0.8 U	0.71 U	0.61 U	
1,2-Dibromo-3-Chloropropane	--	--	--	UG/KG	2.6 U	2.3 U	2 U	
1,2-Dibromoethane (Ethylene Dibromide)	--	--	--	UG/KG	1.7 U	1.5 U	1.3 U	
1,2-Dichlorobenzene	1100	500000	500000	UG/KG	0.83 U	0.73 U	0.63 U	
1,2-Dichloroethane	20	30000	30000	UG/KG	0.83 U	0.73 U	0.63 U	
1,2-Dichloropropane	--	--	--	UG/KG	1.4 U	1.2 U	1 U	
1,3-Dichlorobenzene	2400	280000	280000	UG/KG	0.86 U	0.76 U	0.65 U	
1,4-Dichlorobenzene	1800	130000	130000	UG/KG	0.76 U	0.67 U	0.58 U	
1,4-Dioxane (P-Dioxane)	100	130000	130000	UG/KG	NA	NA	NA	
2-Hexanone	--	--	--	UG/KG	1.7 U	1.5 U	1.3 U	
Acetone	50	500000	500000	UG/KG	9.7 U	6.9 U	3.6 U	
Benzene	60	44000	44000	UG/KG	0.4 U	0.35 U	0.3 U	
Bromochloromethane	--	--	--	UG/KG	1.9 U	1.7 U	1.4 U	
Bromodichloromethane	--	--	--	UG/KG	0.83 U	0.73 U	0.63 U	
Bromoform	--	--	--	UG/KG	1.3 U	1.2 U	0.96 U	
Bromomethane	--	--	--	UG/KG	1.9 U	1.7 U	1.5 U	
Carbon Disulfide	--	--	--	UG/KG	1.7 U	1.5 U	1.3 U	
Carbon Tetrachloride	760	22000	22000	UG/KG	1.3 U	1.1 U	0.95 U	
Chlorobenzene	1100	500000	500000	UG/KG	0.4 U	0.35 U	0.3 U	
Chloroethane	--	--	--	UG/KG	3.9 U	3.5 U	3 U	
Chloroform	370	350000	350000	UG/KG	1.8 U	1.6 U	1.3 U	
Chloromethane	--	--	--	UG/KG	0.55 U	0.48 U	0.41 U	
Cis-1,2-Dichloroethylene	250	500000	250	UG/KG	1.3 U	1.2 U	0.98 U	
Cis-1,3-Dichloropropene	--	--	--	UG/KG	1.3 U	1.1 U	0.93 U	
Cyclohexane	--	--	--	UG/KG	1.9 U	1.7 U	1.5 U	

Table 1. Summary of Volatile Organic Compounds in Soil, 1000 Turk Hill Road, Fairport, Monroe County, New York

					Sample Designation:	MW-6D	MW-6D	MW-6D
					Field Sample Name:	SB-06D_(11-13)	SB-06D_(15-17)	SB-06D_(9-11)
					Sample Date:	01/06/2016	01/06/2016	01/06/2016
					Normal or Field Duplicate:	N	N	N
					Sample Depth (ft bgs)	11 - 13	15 - 17	9 - 11
					Test Type:	INITIAL	INITIAL	INITIAL
Parameter	NYSDEC Unrestricted Use SCO	NYSDEC Commercial SCO	Site-Specific SCOs	Unit				
Dibromochloromethane	--	--	--	UG/KG	0.99 U	0.87 U	0.75 U	
Dichlorodifluoromethane	--	--	--	UG/KG	2.6 U	2.3 U	2 U	
Ethylbenzene	1000	390000	390000	UG/KG	0.32 U	0.28 U	0.24 U	
Isopropylbenzene (Cumene)	--	--	--	UG/KG	0.91 U	0.8 U	0.69 U	
M,P-Xylene (Sum Of Isomers)	--	--	--	UG/KG	1.5 U	1.3 U	1.2 U	
Methyl Acetate	--	--	--	UG/KG	2.4 U	2.1 U	1.8 U	
Methyl Ethyl Ketone (2-Butanone)	120	500000	500000	UG/KG	6.6 U	3.8 U	2.4 U	
Methyl Isobutyl Ketone (4-Methyl-2-Pentanone)	--	--	--	UG/KG	1.4 U	1.2 U	1.1 U	
Methylcyclohexane	--	--	--	UG/KG	1.7 U	1.5 U	1.3 U	
Methylene Chloride	50	500000	500000	UG/KG	1.2 J	1 J	0.65 J	
O-Xylene (1,2-Dimethylbenzene)	--	--	--	UG/KG	0.66 U	0.58 U	0.5 U	
Styrene	--	--	--	UG/KG	0.41 U	0.36 U	0.31 U	
Tert-Butyl Methyl Ether	930	500000	500000	UG/KG	1.3 U	1.2 U	0.97 U	
Tetrachloroethylene (PCE)	1300	150000	150000	UG/KG	1.2 U	1.1 U	0.91 U	
Toluene	700	500000	500000	UG/KG	1.4 U	1.3 U	1.1 U	
Trans-1,2-Dichloroethene	190	500000	500000	UG/KG	1.2 U	1.1 U	0.89 U	
Trans-1,3-Dichloropropene	--	--	--	UG/KG	0.28 U	0.24 U	0.21 U	
Trichloroethylene (TCE)	470	200000	470	UG/KG	1.4 U	1.3 U	1.1 U	
Trichlorofluoromethane	--	--	--	UG/KG	0.9 U	0.79 U	0.68 U	
Vinyl Chloride	20	13000	13000	UG/KG	2.5 U	2.2 U	1.9 U	

Table 1. Summary of Volatile Organic Compounds in Soil, 1000 Turk Hill Road, Fairport, Monroe County, New York

					Sample Designation:	MW-6M	MW-6M	MW-6S	MW-6S
					Field Sample Name:	SB-06M_(11-13)	SB-06M_(9-11)	SB-06S_(11-13)	SB-06S_(9-11)
					Sample Date:	01/05/2016	01/05/2016	01/04/2016	01/04/2016
					Normal or Field Duplicate:	N	N	N	N
					Sample Depth (ft bgs)	11 - 13	9 - 11	11 - 13	9 - 11
					Test Type:	INITIAL	INITIAL	INITIAL	INITIAL
Parameter	NYSDEC Unrestricted Use SCO	NYSDEC Commercial SCO	Site-Specific SCOs	Unit					
1,1,1-Trichloroethane (TCA)	680	500000	500000	UG/KG	0.86 U	0.71 U	0.72 U	0.8 U	
1,1,2,2-Tetrachloroethane	--	--	--	UG/KG	0.96 U	0.79 U	0.8 U	0.89 U	
1,1,2-Trichloroethane	--	--	--	UG/KG	0.86 U	0.71 U	0.72 U	0.8 U	
1,1-Dichloroethane	270	240000	240000	UG/KG	1.5 U	1.3 U	1.3 U	1.4 U	
1,1-Dichloroethene	330	500000	500000	UG/KG	1.6 U	1.3 U	1.3 U	1.4 U	
1,2,3-Trichlorobenzene	--	--	--	UG/KG	0.73 U	0.61 U	0.62 U	0.68 U	
1,2,4-Trichlorobenzene	--	--	--	UG/KG	0.7 U	0.58 U	0.59 U	0.65 U	
1,2-Dibromo-3-Chloropropane	--	--	--	UG/KG	2.2 U	1.9 U	1.9 U	2.1 U	
1,2-Dibromoethane (Ethylene Dibromide)	--	--	--	UG/KG	1.5 U	1.2 U	1.2 U	1.4 U	
1,2-Dichlorobenzene	1100	500000	500000	UG/KG	0.72 U	0.6 U	0.61 U	0.67 U	
1,2-Dichloroethane	20	30000	30000	UG/KG	0.72 U	0.6 U	0.61 U	0.67 U	
1,2-Dichloropropane	--	--	--	UG/KG	1.2 U	0.95 U	0.96 U	1.1 U	
1,3-Dichlorobenzene	2400	280000	280000	UG/KG	0.74 U	0.62 U	0.63 U	0.69 U	
1,4-Dichlorobenzene	1800	130000	130000	UG/KG	0.66 U	0.55 U	0.56 U	0.62 U	
1,4-Dioxane (P-Dioxane)	100	130000	130000	UG/KG	NA	NA	NA	NA	
2-Hexanone	--	--	--	UG/KG	1.5 U	1.2 U	1.2 U	1.4 U	
Acetone	50	500000	500000	UG/KG	10	7.4	4.3 J	3.9 J	
Benzene	60	44000	44000	UG/KG	0.35 U	0.29 J	0.29 U	0.32 U	
Bromochloromethane	--	--	--	UG/KG	1.6 U	1.4 U	1.4 U	1.5 U	
Bromodichloromethane	--	--	--	UG/KG	0.72 U	0.6 U	0.61 U	0.67 U	
Bromoform	--	--	--	UG/KG	1.1 U	0.91 U	0.92 U	1.1 U	
Bromomethane	--	--	--	UG/KG	1.7 U	1.4 U	1.4 U	1.6 U	
Carbon Disulfide	--	--	--	UG/KG	1.5 U	1.3 U	1.3 U	1.4 U	
Carbon Tetrachloride	760	22000	22000	UG/KG	1.1 U	0.9 U	0.91 U	1.1 U	
Chlorobenzene	1100	500000	500000	UG/KG	0.35 U	0.29 U	0.29 U	0.32 U	
Chloroethane	--	--	--	UG/KG	3.4 U	2.8 U	2.9 U	3.2 U	
Chloroform	370	350000	350000	UG/KG	1.5 U	1.3 U	1.3 U	1.4 U	
Chloromethane	--	--	--	UG/KG	0.47 U	0.39 U	0.4 U	0.44 U	
Cis-1,2-Dichloroethylene	250	500000	250	UG/KG	1.2 U	0.93 U	0.94 U	1.1 U	
Cis-1,3-Dichloropropene	--	--	--	UG/KG	1.1 U	0.88 U	0.89 U	0.99 U	
Cyclohexane	--	--	--	UG/KG	1.7 U	1.4 U	1.4 U	1.6 U	

Table 1. Summary of Volatile Organic Compounds in Soil, 1000 Turk Hill Road, Fairport, Monroe County, New York

					Sample Designation:	MW-6M	MW-6M	MW-6S	MW-6S
					Field Sample Name:	SB-06M_(11-13)	SB-06M_(9-11)	SB-06S_(11-13)	SB-06S_(9-11)
					Sample Date:	01/05/2016	01/05/2016	01/04/2016	01/04/2016
					Normal or Field Duplicate:	N	N	N	N
					Sample Depth (ft bgs)	11 - 13	9 - 11	11 - 13	9 - 11
					Test Type:	INITIAL	INITIAL	INITIAL	INITIAL
Parameter	NYSDEC Unrestricted Use SCO	NYSDEC Commercial SCO	Site-Specific SCOs	Unit					
Dibromochloromethane	--	--	--	UG/KG	0.86 U	0.71 U	0.72 U	0.8 U	
Dichlorodifluoromethane	--	--	--	UG/KG	2.3 U	1.9 U	1.9 U	2.1 U	
Ethylbenzene	1000	390000	390000	UG/KG	0.27 U	0.23 U	0.23 U	0.26 U	
Isopropylbenzene (Cumene)	--	--	--	UG/KG	0.79 U	0.66 U	0.66 U	0.74 U	
M,P-Xylene (Sum Of Isomers)	--	--	--	UG/KG	1.3 U	1.1 U	1.1 U	1.2 U	
Methyl Acetate	--	--	--	UG/KG	2.1 U	1.8 U	1.8 U	2 U	
Methyl Ethyl Ketone (2-Butanone)	120	500000	500000	UG/KG	5 J	4.8 J	2.7 J	2.6 U	
Methyl Isobutyl Ketone (4-Methyl-2-Pentanone)	--	--	--	UG/KG	1.2 U	0.96 U	0.97 U	1.1 U	
Methylcyclohexane	--	--	--	UG/KG	1.5 U	1.2 U	1.2 U	1.4 U	
Methylene Chloride	50	500000	500000	UG/KG	0.67 U	0.56 U	0.62 J	0.67 J	
O-Xylene (1,2-Dimethylbenzene)	--	--	--	UG/KG	0.57 U	0.47 U	0.48 U	0.53 U	
Styrene	--	--	--	UG/KG	0.36 U	0.3 U	0.3 U	0.33 U	
Tert-Butyl Methyl Ether	930	500000	500000	UG/KG	1.2 U	0.92 U	0.93 U	1.1 U	
Tetrachloroethylene (PCE)	1300	150000	150000	UG/KG	1.1 U	0.86 U	0.87 U	0.97 U	
Toluene	700	500000	500000	UG/KG	1.2 U	0.98 U	1.1 J	1.2 J	
Trans-1,2-Dichloroethene	190	500000	500000	UG/KG	1.1 U	0.84 U	0.85 U	0.94 U	
Trans-1,3-Dichloropropene	--	--	--	UG/KG	0.24 U	0.2 U	0.2 U	0.22 U	
Trichloroethylene (TCE)	470	200000	470	UG/KG	1.2 U	0.99 U	1 U	1.2 U	
Trichlorofluoromethane	--	--	--	UG/KG	0.78 U	0.65 U	0.65 U	0.73 U	
Vinyl Chloride	20	13000	13000	UG/KG	2.2 U	1.8 U	1.9 U	2.1 U	

Table 1. Summary of Volatile Organic Compounds in Soil, 1000 Turk Hill Road, Fairport, Monroe County, New York

Sample Designation: Field Sample Name: Sample Date: Normal or Field Duplicate: Sample Depth (ft bgs) Test Type:					MW-7S	MW-7S	MW-7S	MW-7S
					Duplicate_02	SB-07S_(5-7)	SB-07S_(7-9)	SB-07S_(9-11)
					01/05/2016	01/04/2016	01/04/2016	01/04/2016
					N	N	N	N
					9 - 11	5 - 7	7 - 9	9 - 11
					INITIAL	INITIAL	INITIAL	INITIAL
Parameter	NYSDEC Unrestricted Use SCO	NYSDEC Commercial SCO	Site-Specific SCOs	Unit				
1,1,1-Trichloroethane (TCA)	680	500000	500000	UG/KG	0.72 U	0.8 U	0.98 U	0.75 U
1,1,2,2-Tetrachloroethane	--	--	--	UG/KG	0.8 U	0.88 U	1.1 U	0.83 U
1,1,2-Trichloroethane	--	--	--	UG/KG	0.72 U	0.8 U	0.98 U	0.75 U
1,1-Dichloroethane	270	240000	240000	UG/KG	1.3 U	1.4 U	1.7 U	1.3 U
1,1-Dichloroethene	330	500000	500000	UG/KG	1.3 U	1.4 U	1.8 U	1.4 U
1,2,3-Trichlorobenzene	--	--	--	UG/KG	0.61 U	0.68 U	0.83 U	0.64 U
1,2,4-Trichlorobenzene	--	--	--	UG/KG	0.58 U	0.64 U	0.79 U	0.6 U
1,2-Dibromo-3-Chloropropane	--	--	--	UG/KG	1.9 U	2.1 U	2.5 U	2 U
1,2-Dibromoethane (Ethylene Dibromide)	--	--	--	UG/KG	1.2 U	1.4 U	1.7 U	1.3 U
1,2-Dichlorobenzene	1100	500000	500000	UG/KG	0.6 U	0.67 U	0.82 U	0.62 U
1,2-Dichloroethane	20	30000	30000	UG/KG	0.6 U	0.67 U	0.82 U	0.62 U
1,2-Dichloropropane	--	--	--	UG/KG	0.95 U	1.1 U	1.3 U	0.99 U
1,3-Dichlorobenzene	2400	280000	280000	UG/KG	0.62 U	0.69 U	0.84 U	0.65 U
1,4-Dichlorobenzene	1800	130000	130000	UG/KG	0.55 U	0.61 U	0.75 U	0.57 U
1,4-Dioxane (P-Dioxane)	100	130000	130000	UG/KG	NA	NA	NA	NA
2-Hexanone	--	--	--	UG/KG	1.2 U	1.4 U	1.7 U	1.3 U
Acetone	50	500000	500000	UG/KG	7.8	3.1 U	12	2.9 U
Benzene	60	44000	44000	UG/KG	0.29 U	0.32 U	0.39 U	0.3 U
Bromochloromethane	--	--	--	UG/KG	1.4 U	1.5 U	1.9 U	1.4 U
Bromodichloromethane	--	--	--	UG/KG	0.6 U	0.67 U	0.82 U	0.62 U
Bromoform	--	--	--	UG/KG	0.91 U	1.1 U	1.3 U	0.95 U
Bromomethane	--	--	--	UG/KG	1.4 U	1.5 U	1.9 U	1.5 U
Carbon Disulfide	--	--	--	UG/KG	1.3 U	1.4 U	1.7 U	1.3 U
Carbon Tetrachloride	760	22000	22000	UG/KG	0.9 U	1 U	1.3 U	0.94 U
Chlorobenzene	1100	500000	500000	UG/KG	0.29 U	0.32 U	0.39 U	0.3 U
Chloroethane	--	--	--	UG/KG	2.9 U	3.2 U	3.9 U	3 U
Chloroform	370	350000	350000	UG/KG	1.3 U	1.4 U	1.7 U	1.3 U
Chloromethane	--	--	--	UG/KG	0.4 U	0.44 U	0.54 U	0.41 U
Cis-1,2-Dichloroethylene	250	500000	250	UG/KG	1.7 J	1.1 U	1.3 U	2.1 J
Cis-1,3-Dichloropropene	--	--	--	UG/KG	0.88 U	0.98 U	1.2 U	0.92 U
Cyclohexane	--	--	--	UG/KG	1.4 U	1.5 U	1.9 U	1.5 U

Table 1. Summary of Volatile Organic Compounds in Soil, 1000 Turk Hill Road, Fairport, Monroe County, New York

					Sample Designation:	MW-7S	MW-7S	MW-7S	MW-7S
					Field Sample Name:	Duplicate_02	SB-07S_(5-7)	SB-07S_(7-9)	SB-07S_(9-11)
					Sample Date:	01/05/2016	01/04/2016	01/04/2016	01/04/2016
					Normal or Field Duplicate:	N	N	N	N
					Sample Depth (ft bgs)	9 - 11	5 - 7	7 - 9	9 - 11
					Test Type:	INITIAL	INITIAL	INITIAL	INITIAL
Parameter	NYSDEC Unrestricted Use SCO	NYSDEC Commercial SCO	Site-Specific SCOs	Unit					
Dibromochloromethane	--	--	--	UG/KG	0.72 U	0.8 U	0.98 U	0.75 U	
Dichlorodifluoromethane	--	--	--	UG/KG	1.9 U	2.1 U	2.6 U	2 U	
Ethylbenzene	1000	390000	390000	UG/KG	0.23 U	0.25 U	0.31 U	0.24 U	
Isopropylbenzene (Cumene)	--	--	--	UG/KG	0.66 U	0.73 U	0.9 U	0.69 U	
M,P-Xylene (Sum Of Isomers)	--	--	--	UG/KG	1.1 U	1.2 U	1.5 U	1.2 U	
Methyl Acetate	--	--	--	UG/KG	1.8 U	1.9 U	2.4 U	1.8 U	
Methyl Ethyl Ketone (2-Butanone)	120	500000	500000	UG/KG	4.7 J	2.5 U	7.6	2.4 U	
Methyl Isobutyl Ketone (4-Methyl-2-Pentanone)	--	--	--	UG/KG	0.96 U	1.1 U	1.4 U	1 U	
Methylcyclohexane	--	--	--	UG/KG	1.2 U	1.3 U	1.6 U	1.3 U	
Methylene Chloride	50	500000	500000	UG/KG	0.56 U	0.63 J	0.91 J	0.66 J	
O-Xylene (1,2-Dimethylbenzene)	--	--	--	UG/KG	0.47 U	0.52 U	0.64 U	0.49 U	
Styrene	--	--	--	UG/KG	0.3 U	0.33 U	0.4 U	0.31 U	
Tert-Butyl Methyl Ether	930	500000	500000	UG/KG	0.92 U	1.1 U	1.3 U	0.96 U	
Tetrachloroethylene (PCE)	1300	150000	150000	UG/KG	0.86 U	0.96 U	1.2 U	0.9 U	
Toluene	700	500000	500000	UG/KG	0.98 U	1.1 U	1.4 U	1.1 U	
Trans-1,2-Dichloroethene	190	500000	500000	UG/KG	0.85 U	0.94 U	1.2 U	0.88 U	
Trans-1,3-Dichloropropene	--	--	--	UG/KG	0.2 U	0.22 U	0.27 U	0.21 U	
Trichloroethylene (TCE)	470	200000	470	UG/KG	19	10	9.9	22	
Trichlorofluoromethane	--	--	--	UG/KG	0.65 U	0.72 U	0.88 U	0.68 U	
Vinyl Chloride	20	13000	13000	UG/KG	1.8 U	2 U	2.5 U	1.9 U	

Table 1. Summary of Volatile Organic Compounds in Soil, 1000 Turk Hill Road, Fairport, Monroe County, New York

					Sample Designation:	MW-8S	MW-8S	MW-8S	MW-8S
					Field Sample Name:	SB-8S_(12-15.7)	SB-8S_(12-15.7)	SB-8S_(5-8)	SB-8S_(5-8)
					Sample Date:	12/14/2015	12/14/2015	12/14/2015	12/14/2015
					Normal or Field Duplicate:	N	N	N	N
					Sample Depth (ft bgs)	12 - 15.7	12 - 15.7	5 - 8	5 - 8
					Test Type:	INITIAL	REANALYSIS	INITIAL	REANALYSIS
Parameter	NYSDEC Unrestricted Use SCO	NYSDEC Commercial SCO	Site-Specific SCOs	Unit					
1,1,1-Trichloroethane (TCA)	680	500000	500000	UG/KG	0.9 U	1.1 U	0.85 U	0.86 U	
1,1,2,2-Tetrachloroethane	--	--	--	UG/KG	1 U	1.2 U	0.94 U	0.95 U	
1,1,2-Trichloroethane	--	--	--	UG/KG	0.9 U	1.1 U	0.85 U	0.86 U	
1,1-Dichloroethane	270	240000	240000	UG/KG	1.6 U	1.8 U	1.5 U	1.5 U	
1,1-Dichloroethene	330	500000	500000	UG/KG	1.6 U	1.8 U	1.5 U	1.5 U	
1,2,3-Trichlorobenzene	--	--	--	UG/KG	0.77 U	0.87 U	0.72 U	0.73 U	
1,2,4-Trichlorobenzene	--	--	--	UG/KG	0.73 U	0.83 U	0.69 U	0.69 U	
1,2-Dibromo-3-Chloropropane	--	--	--	UG/KG	2.3 U	2.7 U	2.2 U	2.2 U	
1,2-Dibromoethane (Ethylene Dibromide)	--	--	--	UG/KG	1.5 U	1.7 U	1.4 U	1.5 U	
1,2-Dichlorobenzene	1100	500000	500000	UG/KG	0.75 U	0.86 U	0.71 U	0.72 U	
1,2-Dichloroethane	20	30000	30000	UG/KG	0.75 U	0.86 U	0.71 U	0.72 U	
1,2-Dichloropropane	--	--	--	UG/KG	1.2 U	1.4 U	1.2 U	1.2 U	
1,3-Dichlorobenzene	2400	280000	280000	UG/KG	0.78 U	0.89 U	0.73 U	0.74 U	
1,4-Dichlorobenzene	1800	130000	130000	UG/KG	0.69 U	0.79 U	0.65 U	0.66 U	
1,4-Dioxane (P-Dioxane)	100	130000	130000	UG/KG	NA	27 U	23 U	NA	
2-Hexanone	--	--	--	UG/KG	1.5 U	1.7 U	1.4 U	1.5 U	
Acetone	50	500000	500000	UG/KG	6.5 U	9.3	45	59	
Benzene	60	44000	44000	UG/KG	0.36 U	0.41 U	0.34 U	0.34 U	
Bromochloromethane	--	--	--	UG/KG	1.7 U	1.9 U	1.6 U	1.6 U	
Bromodichloromethane	--	--	--	UG/KG	0.75 U	0.86 U	0.71 U	0.72 U	
Bromoform	--	--	--	UG/KG	1.2 U	1.3 U	1.1 U	1.1 U	
Bromomethane	--	--	--	UG/KG	1.7 U	2 U	1.6 U	1.7 U	
Carbon Disulfide	--	--	--	UG/KG	1.6 U	1.8 U	1.5 U	1.5 U	
Carbon Tetrachloride	760	22000	22000	UG/KG	1.2 U	1.3 U	1.1 U	1.1 U	
Chlorobenzene	1100	500000	500000	UG/KG	0.36 U	0.41 U	0.34 U	0.34 U	
Chloroethane	--	--	--	UG/KG	3.6 U	4.1 U	3.4 U	3.4 U	
Chloroform	370	350000	350000	UG/KG	1.6 U	1.8 U	1.5 U	1.5 U	
Chloromethane	--	--	--	UG/KG	0.5 U	0.56 U	0.47 U	0.47 U	
Cis-1,2-Dichloroethylene	250	500000	250	UG/KG	3 J	1.4 U	1.1 U	1.2 U	
Cis-1,3-Dichloropropene	--	--	--	UG/KG	1.2 U	1.3 U	1.1 U	1.1 U	
Cyclohexane	--	--	--	UG/KG	1.7 U	2 U	1.6 U	1.7 U	

Table 1. Summary of Volatile Organic Compounds in Soil, 1000 Turk Hill Road, Fairport, Monroe County, New York

					Sample Designation:	MW-8S	MW-8S	MW-8S	MW-8S
					Field Sample Name:	SB-8S_(12-15.7)	SB-8S_(12-15.7)	SB-8S_(5-8)	SB-8S_(5-8)
					Sample Date:	12/14/2015	12/14/2015	12/14/2015	12/14/2015
					Normal or Field Duplicate:	N	N	N	N
					Sample Depth (ft bgs)	12 - 15.7	12 - 15.7	5 - 8	5 - 8
					Test Type:	INITIAL	REANALYSIS	INITIAL	REANALYSIS
Parameter	NYSDEC Unrestricted Use SCO	NYSDEC Commercial SCO	Site-Specific SCOs	Unit					
Dibromochloromethane	--	--	--	UG/KG	0.9 U	1.1 U	0.85 U	0.86 U	
Dichlorodifluoromethane	--	--	--	UG/KG	2.4 U	2.7 U	2.2 U	2.3 U	
Ethylbenzene	1000	390000	390000	UG/KG	0.29 U	0.33 U	0.27 U	0.27 U	
Isopropylbenzene (Cumene)	--	--	--	UG/KG	0.83 U	0.94 U	0.78 U	0.79 U	
M,P-Xylene (Sum Of Isomers)	--	--	--	UG/KG	1.4 U	1.6 U	1.3 U	1.3 U	
Methyl Acetate	--	--	--	UG/KG	2.2 U	2.5 U	2.1 U	2.1 U	
Methyl Ethyl Ketone (2-Butanone)	120	500000	500000	UG/KG	2.9 U	6.7 J	17	22	
Methyl Isobutyl Ketone (4-Methyl-2-Pentanone)	--	--	--	UG/KG	1.3 U	1.4 U	1.2 U	1.2 U	
Methylcyclohexane	--	--	--	UG/KG	1.5 U	1.7 U	1.4 U	1.4 U	
Methylene Chloride	50	500000	500000	UG/KG	0.71 U	0.8 U	0.66 U	0.67 U	
O-Xylene (1,2-Dimethylbenzene)	--	--	--	UG/KG	0.59 U	0.68 U	0.56 U	0.56 U	
Styrene	--	--	--	UG/KG	0.37 U	0.42 U	0.35 U	0.35 U	
Tert-Butyl Methyl Ether	930	500000	500000	UG/KG	1.2 U	1.4 U	1.1 U	1.1 U	
Tetrachloroethylene (PCE)	1300	150000	150000	UG/KG	1.1 U	1.3 U	1.1 U	1.1 U	
Toluene	700	500000	500000	UG/KG	1.3 U	1.4 U	1.2 U	1.4 J	
Trans-1,2-Dichloroethene	190	500000	500000	UG/KG	1.1 U	1.3 U	1 U	1.1 U	
Trans-1,3-Dichloropropene	--	--	--	UG/KG	0.25 U	0.28 U	0.24 U	0.24 U	
Trichloroethylene (TCE)	470	200000	470	UG/KG	1.3 U	1.5 U	1.2 U	1.2 U	
Trichlorofluoromethane	--	--	--	UG/KG	0.82 U	0.93 U	0.77 U	0.77 U	
Vinyl Chloride	20	13000	13000	UG/KG	2.3 U	2.6 U	2.2 U	2.2 U	

Table 1. Summary of Volatile Organic Compounds in Soil, 1000 Turk Hill Road, Fairport, Monroe County, New York

Sample Designation: Field Sample Name: Sample Date: Normal or Field Duplicate: Sample Depth (ft bgs) Test Type:					MW-9S	MW-9S	MW-9S	MW-9S
					SB-9S_(10-12)	SB-9S_(6-8)	SB-9S_(6-8)DL	SB-9S_(8-10)
					10/07/2015	10/07/2015	10/07/2015	10/07/2015
					N	N	N	N
					10 - 12	6 - 8	6 - 8	8 - 10
					INITIAL	INITIAL	DILUTION1	INITIAL
Parameter	NYSDEC Unrestricted Use SCO	NYSDEC Commercial SCO	Site-Specific SCOs	Unit				
1,1,1-Trichloroethane (TCA)	680	500000	500000	UG/KG	1600 U	14000 U	28000 U	9000 U
1,1,2,2-Tetrachloroethane	--	--	--	UG/KG	1800 U	15000 U	30000 U	10000 U
1,1,2-Trichloroethane	--	--	--	UG/KG	1600 U	14000 U	28000 U	9000 U
1,1-Dichloroethane	270	240000	240000	UG/KG	2700 U	24000 U	47000 U	16000 U
1,1-Dichloroethene	330	500000	500000	UG/KG	2800 U	24000 U	48000 U	16000 U
1,2,3-Trichlorobenzene	--	--	--	UG/KG	1400 U	12000 U	23000 U	7600 U
1,2,4-Trichlorobenzene	--	--	--	UG/KG	1300 U	11000 U	22000 U	7300 U
1,2-Dibromo-3-Chloropropane	--	--	--	UG/KG	4000 U	35000 U	70000 U	23000 U
1,2-Dibromoethane (Ethylene Dibromide)	--	--	--	UG/KG	2600 U	23000 U	45000 U	15000 U
1,2-Dichlorobenzene	1100	500000	500000	UG/KG	1300 U	12000 U	23000 U	7500 U
1,2-Dichloroethane	20	30000	30000	UG/KG	1300 U	12000 U	23000 U	7500 U
1,2-Dichloropropane	--	--	--	UG/KG	2100 U	18000 U	36000 U	12000 U
1,3-Dichlorobenzene	2400	280000	280000	UG/KG	1400 U	12000 U	24000 U	7800 U
1,4-Dichlorobenzene	1800	130000	130000	UG/KG	1200 U	11000 U	21000 U	6900 U
1,4-Dioxane (P-Dioxane)	100	130000	130000	UG/KG	NA	NA	710000 U	NA
2-Hexanone	--	--	--	UG/KG	2600 U	23000 U	45000 U	15000 U
Acetone	50	500000	500000	UG/KG	6000 U	53000 U	110000 U	35000 U
Benzene	60	44000	44000	UG/KG	620 U	5400 U	11000 U	3600 U
Bromochloromethane	--	--	--	UG/KG	2900 U	26000 U	51000 U	17000 U
Bromodichloromethane	--	--	--	UG/KG	1300 U	12000 U	23000 U	7500 U
Bromoform	--	--	--	UG/KG	2000 U	18000 U	35000 U	12000 U
Bromomethane	--	--	--	UG/KG	3000 U	26000 U	52000 U	17000 U
Carbon Disulfide	--	--	--	UG/KG	2700 U	23000 U	46000 U	16000 U
Carbon Tetrachloride	760	22000	22000	UG/KG	2000 UJ	18000 U	35000 U	12000 U
Chlorobenzene	1100	500000	500000	UG/KG	620 U	5400 U	11000 U	3600 U
Chloroethane	--	--	--	UG/KG	6100 U	54000 U	110000 U	36000 U
Chloroform	370	350000	350000	UG/KG	2700 U	24000 U	47000 U	16000 U
Chloromethane	--	--	--	UG/KG	850 U	7500 U	15000 U	4900 U
Cis-1,2-Dichloroethylene	250	500000	250	UG/KG	290000	360000	360000 D	550000
Cis-1,3-Dichloropropene	--	--	--	UG/KG	2000 U	17000 U	34000 U	12000 U
Cyclohexane	--	--	--	UG/KG	3000 U	26000 U	52000 U	17000 U

Table 1. Summary of Volatile Organic Compounds in Soil, 1000 Turk Hill Road, Fairport, Monroe County, New York

					Sample Designation:	MW-9S	MW-9S	MW-9S	MW-9S
					Field Sample Name:	SB-9S_(10-12)	SB-9S_(6-8)	SB-9S_(6-8)DL	SB-9S_(8-10)
					Sample Date:	10/07/2015	10/07/2015	10/07/2015	10/07/2015
					Normal or Field Duplicate:	N	N	N	N
					Sample Depth (ft bgs)	10 - 12	6 - 8	6 - 8	8 - 10
					Test Type:	INITIAL	INITIAL	DILUTION1	INITIAL
Parameter	NYSDEC Unrestricted Use SCO	NYSDEC Commercial SCO	Site-Specific SCOs	Unit					
Dibromochloromethane	--	--	--	UG/KG	1600 U	14000 U	28000 U	9000 U	
Dichlorodifluoromethane	--	--	--	UG/KG	4100 U	35000 U	70000 U	24000 U	
Ethylbenzene	1000	390000	390000	UG/KG	2900 J	16000 J	11000 DJ	9500 J	
Isopropylbenzene (Cumene)	--	--	--	UG/KG	4900 J	20000 NJ	25000 U	15000 J	
M,P-Xylene (Sum Of Isomers)	--	--	--	UG/KG	12000 J	56000 J	41000 U	43000 J	
Methyl Acetate	--	--	--	UG/KG	3800 U	33000 U	65000 U	22000 U	
Methyl Ethyl Ketone (2-Butanone)	120	500000	500000	UG/KG	4900 U	43000 U	85000 U	29000 U	
Methyl Isobutyl Ketone (4-Methyl-2-Pentanone)	--	--	--	UG/KG	2100 U	19000 U	37000 U	12000 U	
Methylcyclohexane	--	--	--	UG/KG	2600 U	23000 U	45000 U	15000 U	
Methylene Chloride	50	500000	500000	UG/KG	1300 U	11000 U	22000 U	7000 U	
O-Xylene (1,2-Dimethylbenzene)	--	--	--	UG/KG	8100 J	46000 J	34000 DJ	26000 J	
Styrene	--	--	--	UG/KG	640 U	5600 U	12000 U	3700 U	
Tert-Butyl Methyl Ether	930	500000	500000	UG/KG	2000 U	18000 U	35000 U	12000 U	
Tetrachloroethylene (PCE)	1300	150000	150000	UG/KG	1900 U	19000 J	33000 U	12000 J	
Toluene	700	500000	500000	UG/KG	2200 U	19000 U	38000 U	13000 U	
Trans-1,2-Dichloroethene	190	500000	500000	UG/KG	1900 U	17000 J	32000 U	14000 J	
Trans-1,3-Dichloropropene	--	--	--	UG/KG	430 U	3800 U	7500 U	2500 U	
Trichloroethylene (TCE)	470	200000	470	UG/KG	15000	3300000	2600000 D	160000	
Trichlorofluoromethane	--	--	--	UG/KG	1500 U	13000 U	25000 U	8100 U	
Vinyl Chloride	20	13000	13000	UG/KG	4000 U	35000 U	69000 U	23000 U	

Table 1. Summary of Volatile Organic Compounds in Soil, 1000 Turk Hill Road, Fairport, Monroe County, New York

					Sample Designation:	MW-9S	SB-17	SB-17	SB-18
					Field Sample Name:	SB-9S_(8-10)DL	SB-17_(14-15)	SB-17_(4-6)	SB-18_(14-15)
					Sample Date:	10/07/2015	01/07/2016	01/07/2016	01/07/2016
					Normal or Field Duplicate:	N	N	N	N
					Sample Depth (ft bgs)	8 - 10	14 - 15	4 - 6	14 - 15
					Test Type:	DILUTION1	INITIAL	INITIAL	INITIAL
Parameter	NYSDEC Unrestricted Use SCO	NYSDEC Commercial SCO	Site-Specific SCOs	Unit					
1,1,1-Trichloroethane (TCA)	680	500000	500000	UG/KG	45000 U	0.93 U	1.1 U	0.82 U	
1,1,2,2-Tetrachloroethane	--	--	--	UG/KG	50000 U	1.1 U	1.2 U	0.91 U	
1,1,2-Trichloroethane	--	--	--	UG/KG	45000 U	0.93 U	1.1 U	0.82 U	
1,1-Dichloroethane	270	240000	240000	UG/KG	77000 U	1.6 U	1.9 U	1.4 U	
1,1-Dichloroethene	330	500000	500000	UG/KG	79000 U	1.7 U	1.9 U	1.5 U	
1,2,3-Trichlorobenzene	--	--	--	UG/KG	38000 U	0.79 U	0.91 U	0.69 U	
1,2,4-Trichlorobenzene	--	--	--	UG/KG	37000 U	0.75 U	0.87 U	0.66 U	
1,2-Dibromo-3-Chloropropane	--	--	--	UG/KG	120000 U	2.4 U	2.8 U	2.1 U	
1,2-Dibromoethane (Ethylene Dibromide)	--	--	--	UG/KG	75000 U	1.6 U	1.8 U	1.4 U	
1,2-Dichlorobenzene	1100	500000	500000	UG/KG	38000 U	0.77 U	0.9 U	0.68 U	
1,2-Dichloroethane	20	30000	30000	UG/KG	38000 U	0.77 U	0.9 U	0.68 U	
1,2-Dichloropropane	--	--	--	UG/KG	60000 U	1.3 U	1.5 U	1.1 U	
1,3-Dichlorobenzene	2400	280000	280000	UG/KG	39000 U	0.8 U	0.93 U	0.71 U	
1,4-Dichlorobenzene	1800	130000	130000	UG/KG	35000 U	0.71 U	0.82 U	0.63 U	
1,4-Dioxane (P-Dioxane)	100	130000	130000	UG/KG	1200000 U	NA	NA	NA	
2-Hexanone	--	--	--	UG/KG	75000 U	1.6 U	1.8 U	1.4 U	
Acetone	50	500000	500000	UG/KG	180000 U	13 U	4.7 U	12 U	
Benzene	60	44000	44000	UG/KG	18000 U	0.37 U	0.43 U	0.33 U	
Bromochloromethane	--	--	--	UG/KG	84000 U	1.8 U	2 U	1.6 U	
Bromodichloromethane	--	--	--	UG/KG	38000 U	0.77 U	0.9 U	0.68 U	
Bromoform	--	--	--	UG/KG	57000 U	1.2 U	1.4 U	1.1 U	
Bromomethane	--	--	--	UG/KG	85000 U	1.8 U	2.1 U	1.6 U	
Carbon Disulfide	--	--	--	UG/KG	76000 U	1.6 U	1.9 U	1.4 U	
Carbon Tetrachloride	760	22000	22000	UG/KG	57000 U	1.2 U	1.4 U	1.1 U	
Chlorobenzene	1100	500000	500000	UG/KG	18000 U	0.37 U	0.43 U	0.33 U	
Chloroethane	--	--	--	UG/KG	180000 U	3.7 U	4.2 U	3.2 U	
Chloroform	370	350000	350000	UG/KG	78000 U	1.6 U	1.9 U	1.5 U	
Chloromethane	--	--	--	UG/KG	25000 U	0.51 U	0.59 U	0.45 U	
Cis-1,2-Dichloroethylene	250	500000	250	UG/KG	550000 D	2.9 J	31	2.3 J	
Cis-1,3-Dichloropropene	--	--	--	UG/KG	56000 U	1.2 U	1.4 U	1.1 U	
Cyclohexane	--	--	--	UG/KG	85000 U	1.8 U	2.1 U	1.6 U	

Table 1. Summary of Volatile Organic Compounds in Soil, 1000 Turk Hill Road, Fairport, Monroe County, New York

					Sample Designation:	MW-9S	SB-17	SB-17	SB-18
					Field Sample Name:	SB-9S_(8-10)DL	SB-17_(14-15)	SB-17_(4-6)	SB-18_(14-15)
					Sample Date:	10/07/2015	01/07/2016	01/07/2016	01/07/2016
					Normal or Field Duplicate:	N	N	N	N
					Sample Depth (ft bgs)	8 - 10	14 - 15	4 - 6	14 - 15
					Test Type:	DILUTION1	INITIAL	INITIAL	INITIAL
Parameter	NYSDEC Unrestricted Use SCO	NYSDEC Commercial SCO	Site-Specific SCOs	Unit					
Dibromochloromethane	--	--	--	UG/KG	45000 U	0.93 U	1.1 U	0.82 U	
Dichlorodifluoromethane	--	--	--	UG/KG	120000 U	2.4 U	2.8 U	2.2 U	
Ethylbenzene	1000	390000	390000	UG/KG	15000 U	0.3 U	0.34 U	0.26 U	
Isopropylbenzene (Cumene)	--	--	--	UG/KG	42000 U	0.85 U	0.98 U	0.75 U	
M,P-Xylene (Sum Of Isomers)	--	--	--	UG/KG	67000 U	1.4 U	1.6 U	1.3 U	
Methyl Acetate	--	--	--	UG/KG	110000 U	2.3 U	2.6 U	2 U	
Methyl Ethyl Ketone (2-Butanone)	120	500000	500000	UG/KG	150000 U	6.7 U	3.4 U	5.2 U	
Methyl Isobutyl Ketone (4-Methyl-2-Pentanone)	--	--	--	UG/KG	60000 U	1.3 U	1.5 U	1.1 U	
Methylcyclohexane	--	--	--	UG/KG	74000 U	1.6 U	1.8 U	1.4 U	
Methylene Chloride	50	500000	500000	UG/KG	35000 U	1.5 J	1.4 J	1.2 J	
O-Xylene (1,2-Dimethylbenzene)	--	--	--	UG/KG	30000 U	0.61 U	0.71 U	0.54 U	
Styrene	--	--	--	UG/KG	19000 U	0.38 U	0.44 U	0.34 U	
Tert-Butyl Methyl Ether	930	500000	500000	UG/KG	58000 U	1.2 U	1.4 U	1.1 U	
Tetrachloroethylene (PCE)	1300	150000	150000	UG/KG	54000 U	1.2 U	1.3 U	0.98 U	
Toluene	700	500000	500000	UG/KG	62000 U	1.3 U	1.5 U	1.2 U	
Trans-1,2-Dichloroethene	190	500000	500000	UG/KG	53000 U	1.1 U	1.3 U	0.96 U	
Trans-1,3-Dichloropropene	--	--	--	UG/KG	13000 U	0.26 U	0.3 U	0.23 U	
Trichloroethylene (TCE)	470	200000	470	UG/KG	150000 DJ	38	7100 D	97	
Trichlorofluoromethane	--	--	--	UG/KG	41000 U	0.84 U	0.97 U	0.74 U	
Vinyl Chloride	20	13000	13000	UG/KG	120000 U	2.4 U	2.7 U	2.1 U	

Table 1. Summary of Volatile Organic Compounds in Soil, 1000 Turk Hill Road, Fairport, Monroe County, New York

					Sample Designation:	SB-18	SB-19	SB-19	SB-20
					Field Sample Name:	SB-18_(2-4)	SB-19_(12-14)	SB-19_(14-15.3)	SB-20_(10-12)
					Sample Date:	01/07/2016	01/07/2016	01/07/2016	10/12/2015
					Normal or Field Duplicate:	N	N	N	N
					Sample Depth (ft bgs)	2 - 4	12 - 14	14 - 15.3	10 - 12
					Test Type:	INITIAL	INITIAL	INITIAL	INITIAL
Parameter	NYSDEC Unrestricted Use SCO	NYSDEC Commercial SCO	Site-Specific SCOs	Unit					
1,1,1-Trichloroethane (TCA)	680	500000	500000	UG/KG	0.91 U	0.8 U	0.98 U	0.8 U	
1,1,2,2-Tetrachloroethane	--	--	--	UG/KG	1.1 U	0.89 U	1.1 U	0.89 U	
1,1,2-Trichloroethane	--	--	--	UG/KG	0.91 U	0.8 U	0.98 U	0.8 U	
1,1-Dichloroethane	270	240000	240000	UG/KG	1.6 U	1.4 U	1.7 U	1.4 U	
1,1-Dichloroethene	330	500000	500000	UG/KG	1.6 U	1.5 U	1.8 U	1.4 U	
1,2,3-Trichlorobenzene	--	--	--	UG/KG	0.77 U	0.68 U	0.83 U	0.68 U	
1,2,4-Trichlorobenzene	--	--	--	UG/KG	0.74 U	0.65 U	0.79 U	0.65 U	
1,2-Dibromo-3-Chloropropane	--	--	--	UG/KG	2.4 U	2.1 U	2.5 U	2.1 U	
1,2-Dibromoethane (Ethylene Dibromide)	--	--	--	UG/KG	1.6 U	1.4 U	1.7 U	1.4 U	
1,2-Dichlorobenzene	1100	500000	500000	UG/KG	0.76 U	0.67 U	0.82 U	0.67 U	
1,2-Dichloroethane	20	30000	30000	UG/KG	0.76 U	0.67 U	0.82 U	0.67 U	
1,2-Dichloropropane	--	--	--	UG/KG	1.3 U	1.1 U	1.3 U	1.1 U	
1,3-Dichlorobenzene	2400	280000	280000	UG/KG	0.79 U	0.7 U	0.85 U	0.69 U	
1,4-Dichlorobenzene	1800	130000	130000	UG/KG	0.7 U	0.62 U	0.75 U	0.62 U	
1,4-Dioxane (P-Dioxane)	100	130000	130000	UG/KG	NA	NA	NA	NA	
2-Hexanone	--	--	--	UG/KG	1.6 U	1.4 U	1.7 U	1.4 U	
Acetone	50	500000	500000	UG/KG	5.7 U	5.5 U	4.5 U	4.3 J	
Benzene	60	44000	44000	UG/KG	0.37 U	0.32 U	0.39 U	0.32 U	
Bromochloromethane	--	--	--	UG/KG	1.7 U	1.5 U	1.9 U	1.5 U	
Bromodichloromethane	--	--	--	UG/KG	0.76 U	0.67 U	0.82 U	0.67 U	
Bromoform	--	--	--	UG/KG	1.2 U	1.1 U	1.3 U	1.1 U	
Bromomethane	--	--	--	UG/KG	1.8 U	1.6 U	1.9 U	1.6 U	
Carbon Disulfide	--	--	--	UG/KG	1.6 U	1.4 U	1.7 U	1.4 U	
Carbon Tetrachloride	760	22000	22000	UG/KG	1.2 U	1.1 U	1.3 U	1.1 U	
Chlorobenzene	1100	500000	500000	UG/KG	0.37 U	0.32 U	0.39 U	0.32 U	
Chloroethane	--	--	--	UG/KG	3.6 U	3.2 U	3.9 U	3.2 U	
Chloroform	370	350000	350000	UG/KG	1.6 U	1.4 U	1.7 U	1.4 U	
Chloromethane	--	--	--	UG/KG	0.5 U	0.44 U	0.54 U	0.44 U	
Cis-1,2-Dichloroethylene	250	500000	250	UG/KG	13	1.1 U	1.3 U	1.1 U	
Cis-1,3-Dichloropropene	--	--	--	UG/KG	1.2 U	0.99 U	1.3 U	0.99 U	
Cyclohexane	--	--	--	UG/KG	1.8 U	1.6 U	1.9 U	1.6 U	

Table 1. Summary of Volatile Organic Compounds in Soil, 1000 Turk Hill Road, Fairport, Monroe County, New York

					Sample Designation:	SB-18	SB-19	SB-19	SB-20
					Field Sample Name:	SB-18_(2-4)	SB-19_(12-14)	SB-19_(14-15.3)	SB-20_(10-12)
					Sample Date:	01/07/2016	01/07/2016	01/07/2016	10/12/2015
					Normal or Field Duplicate:	N	N	N	N
					Sample Depth (ft bgs)	2 - 4	12 - 14	14 - 15.3	10 - 12
					Test Type:	INITIAL	INITIAL	INITIAL	INITIAL
Parameter	NYSDEC Unrestricted Use SCO	NYSDEC Commercial SCO	Site-Specific SCOs	Unit					
Dibromochloromethane	--	--	--	UG/KG	0.91 U	0.8 U	0.98 U	0.8 U	
Dichlorodifluoromethane	--	--	--	UG/KG	2.4 U	2.1 U	2.6 U	2.1 U	
Ethylbenzene	1000	390000	390000	UG/KG	0.29 U	0.26 U	0.31 U	0.26 U	
Isopropylbenzene (Cumene)	--	--	--	UG/KG	0.84 U	0.74 U	0.9 U	0.74 U	
M,P-Xylene (Sum Of Isomers)	--	--	--	UG/KG	1.4 U	1.2 U	1.5 U	1.2 U	
Methyl Acetate	--	--	--	UG/KG	2.2 U	2 U	2.4 U	2 U	
Methyl Ethyl Ketone (2-Butanone)	120	500000	500000	UG/KG	2.9 U	2.9 U	3.1 U	2.5 U	
Methyl Isobutyl Ketone (4-Methyl-2-Pentanone)	--	--	--	UG/KG	1.3 U	1.1 U	1.4 U	1.1 U	
Methylcyclohexane	--	--	--	UG/KG	1.5 U	1.4 U	1.7 U	1.4 U	
Methylene Chloride	50	500000	500000	UG/KG	3.3 J	1.4 J	2.3 J	2.4 J	
O-Xylene (1,2-Dimethylbenzene)	--	--	--	UG/KG	0.6 U	0.53 U	0.65 U	0.53 U	
Styrene	--	--	--	UG/KG	0.38 U	0.33 U	0.41 U	0.33 U	
Tert-Butyl Methyl Ether	930	500000	500000	UG/KG	1.2 U	1.1 U	1.3 U	1.1 U	
Tetrachloroethylene (PCE)	1300	150000	150000	UG/KG	1.1 U	0.97 U	1.2 U	0.96 U	
Toluene	700	500000	500000	UG/KG	1.3 U	1.1 U	1.4 U	1.1 U	
Trans-1,2-Dichloroethene	190	500000	500000	UG/KG	1.1 U	0.95 U	1.2 U	0.94 U	
Trans-1,3-Dichloropropene	--	--	--	UG/KG	0.25 U	0.22 U	0.27 U	0.22 U	
Trichloroethylene (TCE)	470	200000	470	UG/KG	10000 D	16	19	2.9 J	
Trichlorofluoromethane	--	--	--	UG/KG	0.82 U	0.73 U	0.89 U	0.72 U	
Vinyl Chloride	20	13000	13000	UG/KG	2.3 U	2.1 U	2.5 U	2.1 U	

Table 1. Summary of Volatile Organic Compounds in Soil, 1000 Turk Hill Road, Fairport, Monroe County, New York

					Sample Designation:	SB-20	SB-20	SB-21	SB-21
					Field Sample Name:	SB-20_(12-14)	SB-20_(14-16)	SB-21_(10-12)	SB-21_(8-10)
					Sample Date:	10/12/2015	10/12/2015	10/08/2015	10/08/2015
					Normal or Field Duplicate:	N	N	N	N
					Sample Depth (ft bgs)	12 - 14	14 - 16	10 - 12	8 - 10
					Test Type:	INITIAL	INITIAL	INITIAL	INITIAL
Parameter	NYSDEC Unrestricted Use SCO	NYSDEC Commercial SCO	Site-Specific SCOs	Unit					
1,1,1-Trichloroethane (TCA)	680	500000	500000	UG/KG	1.1 U	0.76 U	0.72 U	0.7 U	
1,1,2,2-Tetrachloroethane	--	--	--	UG/KG	1.2 U	0.85 U	0.8 U	0.77 U	
1,1,2-Trichloroethane	--	--	--	UG/KG	1.1 U	0.76 U	0.72 U	0.7 U	
1,1-Dichloroethane	270	240000	240000	UG/KG	1.8 U	1.4 U	1.3 U	1.2 U	
1,1-Dichloroethene	330	500000	500000	UG/KG	1.8 U	1.4 U	1.3 U	1.3 U	
1,2,3-Trichlorobenzene	--	--	--	UG/KG	0.87 U	0.65 U	0.61 U	0.59 U	
1,2,4-Trichlorobenzene	--	--	--	UG/KG	0.83 U	0.62 U	0.58 U	0.56 U	
1,2-Dibromo-3-Chloropropane	--	--	--	UG/KG	2.7 U	2 U	1.9 U	1.8 U	
1,2-Dibromoethane (Ethylene Dibromide)	--	--	--	UG/KG	1.7 U	1.3 U	1.2 U	1.2 U	
1,2-Dichlorobenzene	1100	500000	500000	UG/KG	0.86 U	0.64 U	0.6 U	0.58 U	
1,2-Dichloroethane	20	30000	30000	UG/KG	0.86 U	0.64 U	0.6 U	0.58 U	
1,2-Dichloropropane	--	--	--	UG/KG	1.4 U	1.1 U	0.95 U	0.92 U	
1,3-Dichlorobenzene	2400	280000	280000	UG/KG	0.89 U	0.66 U	0.62 U	0.6 U	
1,4-Dichlorobenzene	1800	130000	130000	UG/KG	0.79 U	0.59 U	0.55 U	0.54 U	
1,4-Dioxane (P-Dioxane)	100	130000	130000	UG/KG	NA	NA	NA	NA	
2-Hexanone	--	--	--	UG/KG	1.7 U	1.3 U	1.2 U	1.2 U	
Acetone	50	500000	500000	UG/KG	7.3	3.4 J	2.8 U	33	
Benzene	60	44000	44000	UG/KG	0.41 U	0.31 U	0.29 U	0.28 U	
Bromochloromethane	--	--	--	UG/KG	2 U	1.5 U	1.4 U	1.3 U	
Bromodichloromethane	--	--	--	UG/KG	0.86 U	0.64 U	0.6 U	0.58 U	
Bromoform	--	--	--	UG/KG	1.3 U	0.97 U	0.91 U	0.89 U	
Bromomethane	--	--	--	UG/KG	2 U	1.5 U	1.4 U	1.4 U	
Carbon Disulfide	--	--	--	UG/KG	1.8 U	1.3 U	1.3 U	1.2 U	
Carbon Tetrachloride	760	22000	22000	UG/KG	1.3 U	0.96 U	0.9 U	0.88 U	
Chlorobenzene	1100	500000	500000	UG/KG	0.41 U	0.31 U	0.29 U	0.28 U	
Chloroethane	--	--	--	UG/KG	4.1 U	3 U	2.9 U	2.8 U	
Chloroform	370	350000	350000	UG/KG	1.8 U	1.4 U	1.3 U	1.2 U	
Chloromethane	--	--	--	UG/KG	0.56 U	0.42 U	0.4 U	0.38 U	
Cis-1,2-Dichloroethylene	250	500000	250	UG/KG	1.4 U	0.99 U	0.93 U	1.3 J	
Cis-1,3-Dichloropropene	--	--	--	UG/KG	1.3 U	0.94 U	0.88 U	0.86 U	
Cyclohexane	--	--	--	UG/KG	2 U	1.5 U	1.4 U	1.4 U	

Table 1. Summary of Volatile Organic Compounds in Soil, 1000 Turk Hill Road, Fairport, Monroe County, New York

					Sample Designation:	SB-20	SB-20	SB-21	SB-21
					Field Sample Name:	SB-20_(12-14)	SB-20_(14-16)	SB-21_(10-12)	SB-21_(8-10)
					Sample Date:	10/12/2015	10/12/2015	10/08/2015	10/08/2015
					Normal or Field Duplicate:	N	N	N	N
					Sample Depth (ft bgs)	12 - 14	14 - 16	10 - 12	8 - 10
					Test Type:	INITIAL	INITIAL	INITIAL	INITIAL
Parameter	NYSDEC Unrestricted Use SCO	NYSDEC Commercial SCO	Site-Specific SCOs	Unit					
Dibromochloromethane	--	--	--	UG/KG	1.1 U	0.76 U	0.72 U	0.7 U	
Dichlorodifluoromethane	--	--	--	UG/KG	2.7 U	2 U	1.9 U	1.8 U	
Ethylbenzene	1000	390000	390000	UG/KG	0.33 U	0.24 U	0.23 U	0.22 U	
Isopropylbenzene (Cumene)	--	--	--	UG/KG	0.94 U	0.7 U	0.66 U	0.64 U	
M,P-Xylene (Sum Of Isomers)	--	--	--	UG/KG	1.6 U	1.2 U	1.1 U	1.1 U	
Methyl Acetate	--	--	--	UG/KG	2.5 U	1.9 U	1.8 U	1.7 U	
Methyl Ethyl Ketone (2-Butanone)	120	500000	500000	UG/KG	3.3 U	2.4 U	2.3 U	2.2 U	
Methyl Isobutyl Ketone (4-Methyl-2-Pentanone)	--	--	--	UG/KG	1.4 U	1.1 U	0.96 U	0.93 U	
Methylcyclohexane	--	--	--	UG/KG	1.7 U	1.3 U	1.2 U	1.2 U	
Methylene Chloride	50	500000	500000	UG/KG	3 J	2.3 J	1.5 J	1.2 J	
O-Xylene (1,2-Dimethylbenzene)	--	--	--	UG/KG	0.68 U	0.5 U	0.47 U	1.3 J	
Styrene	--	--	--	UG/KG	0.42 U	0.32 U	0.3 U	0.29 U	
Tert-Butyl Methyl Ether	930	500000	500000	UG/KG	1.4 U	0.98 U	0.92 U	0.89 U	
Tetrachloroethylene (PCE)	1300	150000	150000	UG/KG	1.3 U	0.92 U	0.86 U	0.84 U	
Toluene	700	500000	500000	UG/KG	1.4 U	1.1 U	0.98 U	0.95 U	
Trans-1,2-Dichloroethene	190	500000	500000	UG/KG	1.3 U	0.9 U	0.84 U	0.82 U	
Trans-1,3-Dichloropropene	--	--	--	UG/KG	0.28 U	0.21 U	0.2 U	0.19 U	
Trichloroethylene (TCE)	470	200000	470	UG/KG	4.8 J	5.2	0.99 U	0.96 U	
Trichlorofluoromethane	--	--	--	UG/KG	0.93 U	0.69 U	0.65 U	0.63 U	
Vinyl Chloride	20	13000	13000	UG/KG	2.6 U	2 U	1.8 U	1.8 U	

Table 1. Summary of Volatile Organic Compounds in Soil, 1000 Turk Hill Road, Fairport, Monroe County, New York

					Sample Designation:	SB-22	SB-22	SB-22	SB-23
					Field Sample Name:	SB-22_(10-12)	SB-22_(6-8)	SB-22_(8-10)	SB-23_(10-12)
					Sample Date:	10/08/2015	10/08/2015	10/08/2015	10/08/2015
					Normal or Field Duplicate:	N	N	N	N
					Sample Depth (ft bgs)	10 - 12	6 - 8	8 - 10	10 - 12
					Test Type:	INITIAL	INITIAL	INITIAL	INITIAL
Parameter	NYSDEC Unrestricted Use SCO	NYSDEC Commercial SCO	Site-Specific SCOs	Unit					
1,1,1-Trichloroethane (TCA)	680	500000	500000	UG/KG	140 U	0.93 U	130 U	0.76 U	
1,1,2,2-Tetrachloroethane	--	--	--	UG/KG	150 U	1.1 U	150 U	0.84 U	
1,1,2-Trichloroethane	--	--	--	UG/KG	140 U	0.93 U	130 U	0.76 U	
1,1-Dichloroethane	270	240000	240000	UG/KG	240 U	1.6 U	230 U	1.3 U	
1,1-Dichloroethene	330	500000	500000	UG/KG	240 U	1.7 U	230 U	1.4 U	
1,2,3-Trichlorobenzene	--	--	--	UG/KG	120 U	0.79 U	110 U	0.64 U	
1,2,4-Trichlorobenzene	--	--	--	UG/KG	110 U	0.76 U	110 U	0.61 U	
1,2-Dibromo-3-Chloropropane	--	--	--	UG/KG	350 U	2.4 U	340 U	2 U	
1,2-Dibromoethane (Ethylene Dibromide)	--	--	--	UG/KG	230 U	1.6 U	220 U	1.3 U	
1,2-Dichlorobenzene	1100	500000	500000	UG/KG	120 U	0.78 U	110 U	0.63 U	
1,2-Dichloroethane	20	30000	30000	UG/KG	120 U	0.78 U	110 U	0.63 U	
1,2-Dichloropropane	--	--	--	UG/KG	180 U	1.3 U	180 U	1.1 U	
1,3-Dichlorobenzene	2400	280000	280000	UG/KG	120 U	0.81 U	120 U	0.65 U	
1,4-Dichlorobenzene	1800	130000	130000	UG/KG	110 U	0.72 U	100 U	0.58 U	
1,4-Dioxane (P-Dioxane)	100	130000	130000	UG/KG	NA	NA	NA	NA	
2-Hexanone	--	--	--	UG/KG	230 U	1.6 U	220 U	1.3 U	
Acetone	50	500000	500000	UG/KG	520 U	34	500 U	6.2	
Benzene	60	44000	44000	UG/KG	54 U	0.37 U	52 U	0.3 U	
Bromochloromethane	--	--	--	UG/KG	260 U	1.8 U	250 U	1.5 U	
Bromodichloromethane	--	--	--	UG/KG	120 U	0.78 U	110 U	0.63 U	
Bromoform	--	--	--	UG/KG	180 U	1.2 U	170 U	0.96 U	
Bromomethane	--	--	--	UG/KG	260 U	1.8 U	250 U	1.5 U	
Carbon Disulfide	--	--	--	UG/KG	230 U	1.6 U	220 U	1.3 U	
Carbon Tetrachloride	760	22000	22000	UG/KG	170 UJ	1.2 U	170 UJ	0.95 U	
Chlorobenzene	1100	500000	500000	UG/KG	54 U	0.37 U	52 U	0.3 U	
Chloroethane	--	--	--	UG/KG	530 U	3.7 U	510 U	3 U	
Chloroform	370	350000	350000	UG/KG	240 U	1.7 U	230 U	1.3 U	
Chloromethane	--	--	--	UG/KG	74 U	0.51 U	71 U	0.42 U	
Cis-1,2-Dichloroethylene	250	500000	250	UG/KG	180 U	43	170 U	0.98 U	
Cis-1,3-Dichloropropene	--	--	--	UG/KG	170 U	1.2 U	160 U	0.93 U	
Cyclohexane	--	--	--	UG/KG	260 U	1.8 U	250 U	1.5 U	

Table 1. Summary of Volatile Organic Compounds in Soil, 1000 Turk Hill Road, Fairport, Monroe County, New York

					Sample Designation:	SB-22	SB-22	SB-22	SB-23
					Field Sample Name:	SB-22_(10-12)	SB-22_(6-8)	SB-22_(8-10)	SB-23_(10-12)
					Sample Date:	10/08/2015	10/08/2015	10/08/2015	10/08/2015
					Normal or Field Duplicate:	N	N	N	N
					Sample Depth (ft bgs)	10 - 12	6 - 8	8 - 10	10 - 12
					Test Type:	INITIAL	INITIAL	INITIAL	INITIAL
Parameter	NYSDEC Unrestricted Use SCO	NYSDEC Commercial SCO	Site-Specific SCOs	Unit					
Dibromochloromethane	--	--	--	UG/KG	140 U	0.93 U	130 U	0.76 U	
Dichlorodifluoromethane	--	--	--	UG/KG	350 U	2.5 U	340 U	2 U	
Ethylbenzene	1000	390000	390000	UG/KG	160 J	6.7	150 U	0.24 U	
Isopropylbenzene (Cumene)	--	--	--	UG/KG	460 J	31	960	0.7 U	
M,P-Xylene (Sum Of Isomers)	--	--	--	UG/KG	680 J	22	620 J	1.2 U	
Methyl Acetate	--	--	--	UG/KG	330 U	2.3 U	310 U	1.9 U	
Methyl Ethyl Ketone (2-Butanone)	120	500000	500000	UG/KG	430 U	3.5 J	410 U	2.4 U	
Methyl Isobutyl Ketone (4-Methyl-2-Pentanone)	--	--	--	UG/KG	190 U	1.3 U	180 U	1.1 U	
Methylcyclohexane	--	--	--	UG/KG	230 U	5.5 J	220 U	1.3 U	
Methylene Chloride	50	500000	500000	UG/KG	110 U	2 J	110 U	1.5 J	
O-Xylene (1,2-Dimethylbenzene)	--	--	--	UG/KG	500 J	38	390 J	0.5 U	
Styrene	--	--	--	UG/KG	56 U	0.39 U	54 U	0.31 U	
Tert-Butyl Methyl Ether	930	500000	500000	UG/KG	180 U	1.2 U	170 U	0.97 U	
Tetrachloroethylene (PCE)	1300	150000	150000	UG/KG	170 U	1.2 U	160 U	0.91 U	
Toluene	700	500000	500000	UG/KG	190 U	1.7 U	180 U	1.1 U	
Trans-1,2-Dichloroethene	190	500000	500000	UG/KG	160 U	1.1 U	160 U	0.89 U	
Trans-1,3-Dichloropropene	--	--	--	UG/KG	37 U	0.26 U	36 U	0.21 U	
Trichloroethylene (TCE)	470	200000	470	UG/KG	190 U	1.3 U	180 U	1.1 U	
Trichlorofluoromethane	--	--	--	UG/KG	130 U	0.84 U	120 U	0.69 U	
Vinyl Chloride	20	13000	13000	UG/KG	340 U	2.4 U	330 U	1.9 U	

Table 1. Summary of Volatile Organic Compounds in Soil, 1000 Turk Hill Road, Fairport, Monroe County, New York

					Sample Designation:	SB-23	SB-24	SB-24	SB-25
					Field Sample Name:	SB-23_(8-10)	SB-24_(14.5-16.5)	SB-24_(5-9)	SB-25_(13-14)
					Sample Date:	10/08/2015	12/31/2015	12/31/2015	12/31/2015
					Normal or Field Duplicate:	N	N	N	N
					Sample Depth (ft bgs)	8 - 10	14.5 - 16.5	5 - 9	13 - 14
					Test Type:	INITIAL	INITIAL	INITIAL	INITIAL
Parameter	NYSDEC Unrestricted Use SCO	NYSDEC Commercial SCO	Site-Specific SCOs	Unit					
1,1,1-Trichloroethane (TCA)	680	500000	500000	UG/KG	0.69 U	0.68 U	0.74 U	1.3 U	
1,1,2,2-Tetrachloroethane	--	--	--	UG/KG	0.77 U	0.75 U	0.82 U	1.5 U	
1,1,2-Trichloroethane	--	--	--	UG/KG	0.69 U	0.68 U	0.74 U	1.3 U	
1,1-Dichloroethane	270	240000	240000	UG/KG	1.2 U	1.2 U	1.3 U	2.2 U	
1,1-Dichloroethene	330	500000	500000	UG/KG	1.3 U	1.2 U	1.3 U	2.3 U	
1,2,3-Trichlorobenzene	--	--	--	UG/KG	0.59 U	0.58 U	0.63 U	1.1 U	
1,2,4-Trichlorobenzene	--	--	--	UG/KG	0.56 U	0.55 U	0.6 U	1.1 U	
1,2-Dibromo-3-Chloropropane	--	--	--	UG/KG	1.8 U	1.8 U	1.9 U	3.3 U	
1,2-Dibromoethane (Ethylene Dibromide)	--	--	--	UG/KG	1.2 U	1.2 U	1.3 U	2.2 U	
1,2-Dichlorobenzene	1100	500000	500000	UG/KG	0.58 U	0.57 U	0.62 U	1.1 U	
1,2-Dichloroethane	20	30000	30000	UG/KG	0.58 U	0.57 U	0.62 U	1.1 U	
1,2-Dichloropropane	--	--	--	UG/KG	0.92 U	0.9 U	0.98 U	1.8 U	
1,3-Dichlorobenzene	2400	280000	280000	UG/KG	0.6 U	0.59 U	0.64 U	1.2 U	
1,4-Dichlorobenzene	1800	130000	130000	UG/KG	0.53 U	0.52 U	0.57 U	0.99 U	
1,4-Dioxane (P-Dioxane)	100	130000	130000	UG/KG	NA	NA	NA	NA	
2-Hexanone	--	--	--	UG/KG	1.2 U	1.2 U	1.3 U	2.2 U	
Acetone	50	500000	500000	UG/KG	9.7	2.7 U	5.7	6.1 J	
Benzene	60	44000	44000	UG/KG	0.39 J	0.27 U	0.3 U	0.51 U	
Bromochloromethane	--	--	--	UG/KG	1.3 U	1.3 U	1.4 U	2.4 U	
Bromodichloromethane	--	--	--	UG/KG	0.58 U	0.57 U	0.62 U	1.1 U	
Bromoform	--	--	--	UG/KG	0.88 U	0.87 U	0.94 U	1.7 U	
Bromomethane	--	--	--	UG/KG	1.4 U	1.3 U	1.4 U	2.5 U	
Carbon Disulfide	--	--	--	UG/KG	1.2 U	1.2 U	1.3 U	2.2 U	
Carbon Tetrachloride	760	22000	22000	UG/KG	0.87 U	0.86 U	0.93 U	1.7 U	
Chlorobenzene	1100	500000	500000	UG/KG	0.28 U	0.27 U	0.3 U	0.51 U	
Chloroethane	--	--	--	UG/KG	2.8 U	2.7 U	2.9 U	5.1 U	
Chloroform	370	350000	350000	UG/KG	1.2 U	1.2 U	1.3 U	2.3 U	
Chloromethane	--	--	--	UG/KG	0.38 U	0.38 U	0.41 U	0.71 U	
Cis-1,2-Dichloroethylene	250	500000	250	UG/KG	28	0.88 U	0.96 U	1.7 U	
Cis-1,3-Dichloropropene	--	--	--	UG/KG	0.86 U	0.84 U	0.91 U	1.6 U	
Cyclohexane	--	--	--	UG/KG	1.4 U	1.3 U	1.4 U	2.5 U	

Table 1. Summary of Volatile Organic Compounds in Soil, 1000 Turk Hill Road, Fairport, Monroe County, New York

					Sample Designation:	SB-23	SB-24	SB-24	SB-25
					Field Sample Name:	SB-23_(8-10)	SB-24_(14.5-16.5)	SB-24_(5-9)	SB-25_(13-14)
					Sample Date:	10/08/2015	12/31/2015	12/31/2015	12/31/2015
					Normal or Field Duplicate:	N	N	N	N
					Sample Depth (ft bgs)	8 - 10	14.5 - 16.5	5 - 9	13 - 14
					Test Type:	INITIAL	INITIAL	INITIAL	INITIAL
Parameter	NYSDEC Unrestricted Use SCO	NYSDEC Commercial SCO	Site-Specific SCOs	Unit					
Dibromochloromethane	--	--	--	UG/KG	0.69 U	0.68 U	0.74 U	1.3 U	
Dichlorodifluoromethane	--	--	--	UG/KG	1.8 U	1.8 U	1.9 U	3.4 U	
Ethylbenzene	1000	390000	390000	UG/KG	0.68 J	0.22 U	0.24 U	0.41 U	
Isopropylbenzene (Cumene)	--	--	--	UG/KG	2.2 J	0.62 U	0.68 U	1.2 U	
M,P-Xylene (Sum Of Isomers)	--	--	--	UG/KG	3.7 J	1.1 U	1.1 U	2 U	
Methyl Acetate	--	--	--	UG/KG	1.7 U	1.7 U	1.8 U	3.1 U	
Methyl Ethyl Ketone (2-Butanone)	120	500000	500000	UG/KG	2.2 U	2.2 U	3.7 J	4.1 U	
Methyl Isobutyl Ketone (4-Methyl-2-Pentanone)	--	--	--	UG/KG	0.93 U	0.91 U	0.99 U	1.8 U	
Methylcyclohexane	--	--	--	UG/KG	1.2 J	1.2 U	1.3 U	2.2 U	
Methylene Chloride	50	500000	500000	UG/KG	1.4 J	0.53 U	0.58 U	1 U	
O-Xylene (1,2-Dimethylbenzene)	--	--	--	UG/KG	6.4	0.45 U	0.49 U	0.85 U	
Styrene	--	--	--	UG/KG	0.29 U	0.28 U	0.31 U	0.53 U	
Tert-Butyl Methyl Ether	930	500000	500000	UG/KG	0.89 U	0.87 U	0.95 U	1.7 U	
Tetrachloroethylene (PCE)	1300	150000	150000	UG/KG	0.84 U	0.82 U	0.89 U	1.6 U	
Toluene	700	500000	500000	UG/KG	1.7 J	0.93 U	1.1 U	1.8 U	
Trans-1,2-Dichloroethene	190	500000	500000	UG/KG	0.82 U	0.8 U	0.87 U	1.6 U	
Trans-1,3-Dichloropropene	--	--	--	UG/KG	0.19 U	0.19 U	0.21 U	0.36 U	
Trichloroethylene (TCE)	470	200000	470	UG/KG	8.8	0.94 U	1.1 U	1.8 U	
Trichlorofluoromethane	--	--	--	UG/KG	0.63 U	0.62 U	0.67 U	1.2 U	
Vinyl Chloride	20	13000	13000	UG/KG	1.8 U	1.8 U	1.9 U	3.3 U	

Table 1. Summary of Volatile Organic Compounds in Soil, 1000 Turk Hill Road, Fairport, Monroe County, New York

					Sample Designation:	SB-25	SB-26	SB-26	SB-30
					Field Sample Name:	SB-25_(9-10.5)	SB-26_(10-12)	SB-26_(7-9)	SB-30_12-14.5
					Sample Date:	12/31/2015	12/31/2015	12/31/2015	02/16/2017
					Normal or Field Duplicate:	N	N	N	N
					Sample Depth (ft bgs)	9 - 10.5	10 - 12	7 - 9	12 - 14.5
					Test Type:	INITIAL	INITIAL	INITIAL	INITIAL
Parameter	NYSDEC Unrestricted Use SCO	NYSDEC Commercial SCO	Site-Specific SCOs	Unit					
1,1,1-Trichloroethane (TCA)	680	500000	500000	UG/KG	0.86 U	0.73 U	0.79 U	140 U	
1,1,2,2-Tetrachloroethane	--	--	--	UG/KG	0.95 U	0.81 U	0.87 U	150 U	
1,1,2-Trichloroethane	--	--	--	UG/KG	0.86 U	0.73 U	0.79 U	140 U	
1,1-Dichloroethane	270	240000	240000	UG/KG	1.5 U	1.3 U	1.4 U	230 U	
1,1-Dichloroethene	330	500000	500000	UG/KG	1.5 U	1.3 U	1.4 U	230 U	
1,2,3-Trichlorobenzene	--	--	--	UG/KG	0.73 U	0.62 U	0.67 U	120 U	
1,2,4-Trichlorobenzene	--	--	--	UG/KG	0.69 U	0.59 U	0.64 U	110 U	
1,2-Dibromo-3-Chloropropane	--	--	--	UG/KG	2.2 U	1.9 U	2.1 U	340 U	
1,2-Dibromoethane (Ethylene Dibromide)	--	--	--	UG/KG	1.5 U	1.3 U	1.3 U	220 U	
1,2-Dichlorobenzene	1100	500000	500000	UG/KG	0.72 U	0.61 U	0.66 U	110 U	
1,2-Dichloroethane	20	30000	30000	UG/KG	0.72 U	0.61 U	0.66 U	110 U	
1,2-Dichloropropane	--	--	--	UG/KG	1.2 U	0.97 U	1.1 U	180 U	
1,3-Dichlorobenzene	2400	280000	280000	UG/KG	0.74 U	0.63 U	0.68 U	120 U	
1,4-Dichlorobenzene	1800	130000	130000	UG/KG	0.66 U	0.56 U	0.6 U	110 U	
1,4-Dioxane (P-Dioxane)	100	130000	130000	UG/KG	NA	NA	NA	NA	
2-Hexanone	--	--	--	UG/KG	1.5 U	1.3 U	1.3 U	220 U	
Acetone	50	500000	500000	UG/KG	3.3 U	3.1 J	3.7 J	510 U	
Benzene	60	44000	44000	UG/KG	0.34 U	0.29 U	0.32 U	52 U	
Bromochloromethane	--	--	--	UG/KG	1.6 U	1.4 U	1.5 U	250 U	
Bromodichloromethane	--	--	--	UG/KG	0.72 U	0.61 U	0.66 U	110 U	
Bromoform	--	--	--	UG/KG	1.1 U	0.93 U	1 U	170 U	
Bromomethane	--	--	--	UG/KG	1.7 U	1.4 U	1.5 U	250 U	
Carbon Disulfide	--	--	--	UG/KG	1.5 U	1.3 U	1.4 U	230 U	
Carbon Tetrachloride	760	22000	22000	UG/KG	1.1 U	0.92 U	0.99 U	170 U	
Chlorobenzene	1100	500000	500000	UG/KG	0.34 U	0.29 U	0.32 U	52 U	
Chloroethane	--	--	--	UG/KG	3.4 U	2.9 U	3.1 U	520 U	
Chloroform	370	350000	350000	UG/KG	1.5 U	1.3 U	1.4 U	230 U	
Chloromethane	--	--	--	UG/KG	0.47 U	0.4 U	0.43 U	72 U	
Cis-1,2-Dichloroethylene	250	500000	250	UG/KG	1.2 U	0.95 U	3.6 J	180 U	
Cis-1,3-Dichloropropene	--	--	--	UG/KG	1.1 U	0.9 U	0.97 U	170 U	
Cyclohexane	--	--	--	UG/KG	1.7 U	1.4 U	1.5 U	250 U	

Table 1. Summary of Volatile Organic Compounds in Soil, 1000 Turk Hill Road, Fairport, Monroe County, New York

					Sample Designation:	SB-25	SB-26	SB-26	SB-30
					Field Sample Name:	SB-25_(9-10.5)	SB-26_(10-12)	SB-26_(7-9)	SB-30_12-14.5
					Sample Date:	12/31/2015	12/31/2015	12/31/2015	02/16/2017
					Normal or Field Duplicate:	N	N	N	N
					Sample Depth (ft bgs)	9 - 10.5	10 - 12	7 - 9	12 - 14.5
					Test Type:	INITIAL	INITIAL	INITIAL	INITIAL
Parameter	NYSDEC Unrestricted Use SCO	NYSDEC Commercial SCO	Site-Specific SCOs	Unit					
Dibromochloromethane	--	--	--	UG/KG	0.86 U	0.73 U	0.79 U	140 U	
Dichlorodifluoromethane	--	--	--	UG/KG	2.3 U	1.9 U	2.1 U	340 U	
Ethylbenzene	1000	390000	390000	UG/KG	0.27 U	0.23 U	0.25 U	980	
Isopropylbenzene (Cumene)	--	--	--	UG/KG	0.79 U	0.67 U	0.72 U	2100 NJ	
M,P-Xylene (Sum Of Isomers)	--	--	--	UG/KG	1.3 U	1.1 U	1.2 U	4800	
Methyl Acetate	--	--	--	UG/KG	2.1 U	1.8 U	1.9 U	320 U	
Methyl Ethyl Ketone (2-Butanone)	120	500000	500000	UG/KG	2.7 U	2.3 U	2.5 U	420 U	
Methyl Isobutyl Ketone (4-Methyl-2-Pentanone)	--	--	--	UG/KG	1.2 U	0.98 U	1.1 U	180 U	
Methylcyclohexane	--	--	--	UG/KG	1.5 U	1.2 U	1.3 U	220 U	
Methylene Chloride	50	500000	500000	UG/KG	0.67 U	0.57 U	0.61 U	110 U	
O-Xylene (1,2-Dimethylbenzene)	--	--	--	UG/KG	0.57 U	0.48 U	0.52 U	3700	
Styrene	--	--	--	UG/KG	0.36 U	0.3 U	0.33 U	54 U	
Tert-Butyl Methyl Ether	930	500000	500000	UG/KG	1.1 U	0.94 U	1.1 U	170 U	
Tetrachloroethylene (PCE)	1300	150000	150000	UG/KG	1.1 U	0.88 U	0.95 U	160 U	
Toluene	700	500000	500000	UG/KG	1.2 U	1 U	1.1 U	200 J	
Trans-1,2-Dichloroethene	190	500000	500000	UG/KG	1.1 U	0.86 U	0.92 U	160 U	
Trans-1,3-Dichloropropene	--	--	--	UG/KG	0.24 U	0.2 U	0.22 U	36 U	
Trichloroethylene (TCE)	470	200000	470	UG/KG	1.2 U	5.6	20	190 U	
Trichlorofluoromethane	--	--	--	UG/KG	0.78 U	0.66 U	0.71 U	120 U	
Vinyl Chloride	20	13000	13000	UG/KG	2.2 U	1.9 U	2 U	330 U	

Table 1. Summary of Volatile Organic Compounds in Soil, 1000 Turk Hill Road, Fairport, Monroe County, New York

					Sample Designation:	SB-30	SB-31	SB-31	SB-32
					Field Sample Name:	SB-30_5-8	SB-31_(12-13.5)	SB-31_(9-11)	SB-32_(14-16)
					Sample Date:	02/16/2017	02/20/2017	02/20/2017	02/20/2017
					Normal or Field Duplicate:	N	N	N	N
					Sample Depth (ft bgs)	5 - 8	12 - 13.5	9 - 11	14 - 16
					Test Type:	INITIAL	INITIAL	INITIAL	INITIAL
Parameter	NYSDEC Unrestricted Use SCO	NYSDEC Commercial SCO	Site-Specific SCOs	Unit					
1,1,1-Trichloroethane (TCA)	680	500000	500000	UG/KG	150 U	0.72 U	280 U	4600 U	
1,1,2,2-Tetrachloroethane	--	--	--	UG/KG	170 U	0.79 U	310 U	5100 U	
1,1,2-Trichloroethane	--	--	--	UG/KG	150 U	0.72 U	280 U	4600 U	
1,1-Dichloroethane	270	240000	240000	UG/KG	260 U	1.3 U	480 U	7900 U	
1,1-Dichloroethene	330	500000	500000	UG/KG	260 U	1.3 U	490 U	8100 U	
1,2,3-Trichlorobenzene	--	--	--	UG/KG	130 U	0.61 U	240 U	3900 U	
1,2,4-Trichlorobenzene	--	--	--	UG/KG	120 U	0.58 U	230 U	3700 U	
1,2-Dibromo-3-Chloropropane	--	--	--	UG/KG	380 U	1.9 U	720 U	12000 U	
1,2-Dibromoethane (Ethylene Dibromide)	--	--	--	UG/KG	250 U	1.2 U	470 U	7600 U	
1,2-Dichlorobenzene	1100	500000	500000	UG/KG	130 U	0.6 U	240 U	3900 U	
1,2-Dichloroethane	20	30000	30000	UG/KG	130 U	0.6 U	240 U	3900 U	
1,2-Dichloropropane	--	--	--	UG/KG	200 U	0.95 U	380 U	6100 U	
1,3-Dichlorobenzene	2400	280000	280000	UG/KG	130 U	0.62 U	250 U	4000 U	
1,4-Dichlorobenzene	1800	130000	130000	UG/KG	120 U	0.55 U	220 U	3600 U	
1,4-Dioxane (P-Dioxane)	100	130000	130000	UG/KG	NA	NA	NA	NA	
2-Hexanone	--	--	--	UG/KG	250 U	1.2 U	470 U	7600 U	
Acetone	50	500000	500000	UG/KG	570 U	15	1100 U	18000 U	
Benzene	60	44000	44000	UG/KG	59 U	0.29 U	120 U	1900 U	
Bromochloromethane	--	--	--	UG/KG	280 U	1.4 U	520 U	8600 U	
Bromodichloromethane	--	--	--	UG/KG	130 U	0.6 U	240 U	3900 U	
Bromoform	--	--	--	UG/KG	190 U	0.91 U	360 U	5900 U	
Bromomethane	--	--	--	UG/KG	280 U	1.4 U	530 U	8700 U	
Carbon Disulfide	--	--	--	UG/KG	260 U	1.3 U	480 U	7800 U	
Carbon Tetrachloride	760	22000	22000	UG/KG	190 U	0.9 U	360 U	5800 U	
Chlorobenzene	1100	500000	500000	UG/KG	59 U	0.29 U	120 U	1900 U	
Chloroethane	--	--	--	UG/KG	580 U	2.8 U	1100 U	18000 U	
Chloroform	370	350000	350000	UG/KG	260 U	1.3 U	490 U	7900 U	
Chloromethane	--	--	--	UG/KG	81 U	0.39 U	160 U	2600 U	
Cis-1,2-Dichloroethylene	250	500000	250	UG/KG	200 U	1.8 J	370 U	49000	
Cis-1,3-Dichloropropene	--	--	--	UG/KG	190 U	0.88 U	350 U	5700 U	
Cyclohexane	--	--	--	UG/KG	280 U	1.6 J	530 U	8700 U	

Table 1. Summary of Volatile Organic Compounds in Soil, 1000 Turk Hill Road, Fairport, Monroe County, New York

					Sample Designation:	SB-30	SB-31	SB-31	SB-32
					Field Sample Name:	SB-30_5-8	SB-31_(12-13.5)	SB-31_(9-11)	SB-32_(14-16)
					Sample Date:	02/16/2017	02/20/2017	02/20/2017	02/20/2017
					Normal or Field Duplicate:	N	N	N	N
					Sample Depth (ft bgs)	5 - 8	12 - 13.5	9 - 11	14 - 16
					Test Type:	INITIAL	INITIAL	INITIAL	INITIAL
Parameter	NYSDEC Unrestricted Use SCO	NYSDEC Commercial SCO	Site-Specific SCOs	Unit					
Dibromochloromethane	--	--	--	UG/KG	150 U	0.72 U	280 U	4600 U	
Dichlorodifluoromethane	--	--	--	UG/KG	390 U	1.9 U	730 U	12000 U	
Ethylbenzene	1000	390000	390000	UG/KG	400 J	96	NA	1800 J	
Isopropylbenzene (Cumene)	--	--	--	UG/KG	1000 NJ	220 EJ	2100	4200 U	
M,P-Xylene (Sum Of Isomers)	--	--	--	UG/KG	2300	420 EJ	3400 J	6900 U	
Methyl Acetate	--	--	--	UG/KG	360 U	1.8 U	670 U	11000 U	
Methyl Ethyl Ketone (2-Butanone)	120	500000	500000	UG/KG	470 U	3.8 J	880 U	15000 U	
Methyl Isobutyl Ketone (4-Methyl-2-Pentanone)	--	--	--	UG/KG	200 U	4.3 J	380 U	6200 U	
Methylcyclohexane	--	--	--	UG/KG	250 U	14	460 U	7600 U	
Methylene Chloride	50	500000	500000	UG/KG	120 U	0.57 U	220 U	3600 U	
O-Xylene (1,2-Dimethylbenzene)	--	--	--	UG/KG	1800	360 EJ	2800	4400 J	
Styrene	--	--	--	UG/KG	61 U	0.3 U	120 U	1900 U	
Tert-Butyl Methyl Ether	930	500000	500000	UG/KG	190 U	0.92 U	360 U	5900 U	
Tetrachloroethylene (PCE)	1300	150000	150000	UG/KG	180 U	0.86 U	340 U	5600 U	
Toluene	700	500000	500000	UG/KG	210 U	5.4	390 U	6300 U	
Trans-1,2-Dichloroethene	190	500000	500000	UG/KG	180 U	0.84 U	330 U	5400 U	
Trans-1,3-Dichloropropene	--	--	--	UG/KG	41 U	0.2 U	77 U	1300 U	
Trichloroethylene (TCE)	470	200000	470	UG/KG	210 U	0.99 U	390 U	6400 U	
Trichlorofluoromethane	--	--	--	UG/KG	140 U	0.65 U	260 U	4200 U	
Vinyl Chloride	20	13000	13000	UG/KG	380 U	1.8 U	710 U	12000 U	

Table 1. Summary of Volatile Organic Compounds in Soil, 1000 Turk Hill Road, Fairport, Monroe County, New York

					Sample Designation:	SB-32	SB-33	SB-33	SB-33
					Field Sample Name:	SB-32_(16-17)	DUP-20170216	SB-33_16-19	SB-33_8-11
					Sample Date:	02/20/2017	02/16/2017	02/16/2017	02/16/2017
					Normal or Field Duplicate:	N	FD	N	N
					Sample Depth (ft bgs)	16 - 17	16 - 19	16 - 19	8 - 11
					Test Type:	INITIAL	INITIAL	INITIAL	INITIAL
Parameter	NYSDEC Unrestricted Use SCO	NYSDEC Commercial SCO	Site-Specific SCOs	Unit					
1,1,1-Trichloroethane (TCA)	680	500000	500000	UG/KG	390 U	340 U	190 U	170 U	
1,1,2,2-Tetrachloroethane	--	--	--	UG/KG	430 U	380 U	210 U	190 U	
1,1,2-Trichloroethane	--	--	--	UG/KG	390 U	340 U	190 U	170 U	
1,1-Dichloroethane	270	240000	240000	UG/KG	660 U	580 U	320 U	290 U	
1,1-Dichloroethene	330	500000	500000	UG/KG	670 U	600 U	330 U	300 U	
1,2,3-Trichlorobenzene	--	--	--	UG/KG	330 U	290 U	160 U	150 U	
1,2,4-Trichlorobenzene	--	--	--	UG/KG	310 U	280 U	150 U	140 U	
1,2-Dibromo-3-Chloropropane	--	--	--	UG/KG	980 U	870 U	480 U	430 U	
1,2-Dibromoethane (Ethylene Dibromide)	--	--	--	UG/KG	640 U	560 U	310 U	280 U	
1,2-Dichlorobenzene	1100	500000	500000	UG/KG	320 U	290 U	160 U	140 U	
1,2-Dichloroethane	20	30000	30000	UG/KG	320 U	290 U	160 U	140 U	
1,2-Dichloropropane	--	--	--	UG/KG	510 U	450 U	250 U	230 U	
1,3-Dichlorobenzene	2400	280000	280000	UG/KG	330 U	300 U	160 U	150 U	
1,4-Dichlorobenzene	1800	130000	130000	UG/KG	300 U	260 U	150 U	130 U	
1,4-Dioxane (P-Dioxane)	100	130000	130000	UG/KG	NA	NA	NA	NA	
2-Hexanone	--	--	--	UG/KG	640 U	560 U	310 U	280 U	
Acetone	50	500000	500000	UG/KG	1500 U	1300 U	720 U	640 U	
Benzene	60	44000	44000	UG/KG	160 U	140 U	74 U	67 U	
Bromochloromethane	--	--	--	UG/KG	710 U	630 U	350 U	310 U	
Bromodichloromethane	--	--	--	UG/KG	320 U	290 U	160 U	140 U	
Bromoform	--	--	--	UG/KG	490 U	430 U	240 U	220 U	
Bromomethane	--	--	--	UG/KG	720 U	640 U	360 U	320 U	
Carbon Disulfide	--	--	--	UG/KG	650 U	580 U	320 U	290 U	
Carbon Tetrachloride	760	22000	22000	UG/KG	480 U	430 U	240 U	210 U	
Chlorobenzene	1100	500000	500000	UG/KG	160 U	140 U	74 U	67 U	
Chloroethane	--	--	--	UG/KG	1500 U	1400 U	730 U	660 U	
Chloroform	370	350000	350000	UG/KG	660 U	590 U	320 U	290 U	
Chloromethane	--	--	--	UG/KG	210 U	190 U	110 U	92 U	
Cis-1,2-Dichloroethylene	250	500000	250	UG/KG	160000	58000 J	30000 J	220 U	
Cis-1,3-Dichloropropene	--	--	--	UG/KG	470 U	420 U	230 U	210 U	
Cyclohexane	--	--	--	UG/KG	720 U	640 U	360 U	320 U	

Table 1. Summary of Volatile Organic Compounds in Soil, 1000 Turk Hill Road, Fairport, Monroe County, New York

					Sample Designation:	SB-32	SB-33	SB-33	SB-33
					Field Sample Name:	SB-32_(16-17)	DUP-20170216	SB-33_16-19	SB-33_8-11
					Sample Date:	02/20/2017	02/16/2017	02/16/2017	02/16/2017
					Normal or Field Duplicate:	N	FD	N	N
					Sample Depth (ft bgs)	16 - 17	16 - 19	16 - 19	8 - 11
					Test Type:	INITIAL	INITIAL	INITIAL	INITIAL
Parameter	NYSDEC Unrestricted Use SCO	NYSDEC Commercial SCO	Site-Specific SCOs	Unit					
Dibromochloromethane	--	--	--	UG/KG	390 U	340 U	190 U	170 U	
Dichlorodifluoromethane	--	--	--	UG/KG	990 U	880 U	480 U	440 U	
Ethylbenzene	1000	390000	390000	UG/KG	610 J	710 J	470 J	1700	
Isopropylbenzene (Cumene)	--	--	--	UG/KG	1100 J	840 J	720 J	6400	
M,P-Xylene (Sum Of Isomers)	--	--	--	UG/KG	2500 J	1800 J	1400 J	6500	
Methyl Acetate	--	--	--	UG/KG	920 U	810 U	450 U	400 U	
Methyl Ethyl Ketone (2-Butanone)	120	500000	500000	UG/KG	1200 U	1100 U	590 U	530 U	
Methyl Isobutyl Ketone (4-Methyl-2-Pentanone)	--	--	--	UG/KG	520 U	460 U	250 U	230 U	
Methylcyclohexane	--	--	--	UG/KG	630 U	560 U	310 U	600 J	
Methylene Chloride	50	500000	500000	UG/KG	300 U	270 U	150 U	130 U	
O-Xylene (1,2-Dimethylbenzene)	--	--	--	UG/KG	1800 J	2700	1900	5200	
Styrene	--	--	--	UG/KG	160 U	140 U	77 U	69 U	
Tert-Butyl Methyl Ether	930	500000	500000	UG/KG	490 U	440 U	240 U	220 U	
Tetrachloroethylene (PCE)	1300	150000	150000	UG/KG	460 U	410 U	230 U	210 U	
Toluene	700	500000	500000	UG/KG	530 U	470 U	260 U	230 U	
Trans-1,2-Dichloroethene	190	500000	500000	UG/KG	460 J	400 U	220 U	200 U	
Trans-1,3-Dichloropropene	--	--	--	UG/KG	110 U	93 U	51 U	46 U	
Trichloroethylene (TCE)	470	200000	470	UG/KG	530 U	2900	1400	230 U	
Trichlorofluoromethane	--	--	--	UG/KG	350 U	310 U	170 U	160 U	
Vinyl Chloride	20	13000	13000	UG/KG	960 U	850 U	470 U	420 U	

Table 1. Summary of Volatile Organic Compounds in Soil, 1000 Turk Hill Road, Fairport, Monroe County, New York

					Sample Designation:	SB-34	SB-34	TP-1	TP-1
					Field Sample Name:	SB-34_10-12	SB-34_12-13.5	TP-1_(0-0.5)V	TP-1_(7-8)V
					Sample Date:	02/16/2017	02/16/2017	01/06/2016	01/06/2016
					Normal or Field Duplicate:	N	N	N	N
					Sample Depth (ft bgs)	10 - 12	12 - 13.5	0 - 0.5	7 - 8
					Test Type:	INITIAL	INITIAL	INITIAL	INITIAL
Parameter	NYSDEC Unrestricted Use SCO	NYSDEC Commercial SCO	Site-Specific SCOs	Unit					
1,1,1-Trichloroethane (TCA)	680	500000	500000	UG/KG	310 U	79 U	0.83 U	0.73 U	
1,1,2,2-Tetrachloroethane	--	--	--	UG/KG	340 U	87 U	0.92 U	0.81 U	
1,1,2-Trichloroethane	--	--	--	UG/KG	310 U	79 U	0.83 U	0.73 U	
1,1-Dichloroethane	270	240000	240000	UG/KG	520 U	140 U	1.5 U	1.3 U	
1,1-Dichloroethene	330	500000	500000	UG/KG	530 U	140 U	1.5 U	1.3 U	
1,2,3-Trichlorobenzene	--	--	--	UG/KG	260 U	67 U	0.71 U	0.62 U	
1,2,4-Trichlorobenzene	--	--	--	UG/KG	250 U	64 U	0.67 U	0.59 U	
1,2-Dibromo-3-Chloropropane	--	--	--	UG/KG	780 U	210 U	2.2 U	1.9 U	
1,2-Dibromoethane (Ethylene Dibromide)	--	--	--	UG/KG	510 U	130 U	1.4 U	1.2 U	
1,2-Dichlorobenzene	1100	500000	500000	UG/KG	260 U	66 U	0.7 U	0.61 U	
1,2-Dichloroethane	20	30000	30000	UG/KG	260 U	66 U	0.7 U	0.61 U	
1,2-Dichloropropane	--	--	--	UG/KG	410 U	110 U	1.2 U	0.97 U	
1,3-Dichlorobenzene	2400	280000	280000	UG/KG	270 U	68 U	0.72 U	0.63 U	
1,4-Dichlorobenzene	1800	130000	130000	UG/KG	240 U	60 U	0.64 U	0.56 U	
1,4-Dioxane (P-Dioxane)	100	130000	130000	UG/KG	NA	NA	NA	NA	
2-Hexanone	--	--	--	UG/KG	510 U	130 U	1.4 U	1.2 U	
Acetone	50	500000	500000	UG/KG	1200 U	310 U	3.2 U	34	
Benzene	60	44000	44000	UG/KG	130 U	32 U	0.33 U	0.29 U	
Bromochloromethane	--	--	--	UG/KG	570 U	150 U	1.6 U	1.4 U	
Bromodichloromethane	--	--	--	UG/KG	260 U	66 U	0.7 U	0.61 U	
Bromoform	--	--	--	UG/KG	390 U	100 U	1.1 U	0.93 U	
Bromomethane	--	--	--	UG/KG	580 U	150 U	1.6 U	1.4 U	
Carbon Disulfide	--	--	--	UG/KG	520 U	140 U	1.5 U	1.3 U	
Carbon Tetrachloride	760	22000	22000	UG/KG	390 U	99 U	1.1 U	0.92 U	
Chlorobenzene	1100	500000	500000	UG/KG	130 U	32 U	0.33 U	0.29 U	
Chloroethane	--	--	--	UG/KG	1200 U	310 U	3.3 U	2.9 U	
Chloroform	370	350000	350000	UG/KG	530 U	140 U	1.5 U	1.3 U	
Chloromethane	--	--	--	UG/KG	170 U	43 U	0.46 U	0.4 U	
Cis-1,2-Dichloroethylene	250	500000	250	UG/KG	400 U	110 U	1.1 U	0.95 U	
Cis-1,3-Dichloropropene	--	--	--	UG/KG	380 U	97 U	1.1 U	0.9 U	
Cyclohexane	--	--	--	UG/KG	580 U	150 U	1.6 U	1.4 U	

Table 1. Summary of Volatile Organic Compounds in Soil, 1000 Turk Hill Road, Fairport, Monroe County, New York

					Sample Designation:	SB-34	SB-34	TP-1	TP-1
					Field Sample Name:	SB-34_10-12	SB-34_12-13.5	TP-1_(0-0.5)V	TP-1_(7-8)V
					Sample Date:	02/16/2017	02/16/2017	01/06/2016	01/06/2016
					Normal or Field Duplicate:	N	N	N	N
					Sample Depth (ft bgs)	10 - 12	12 - 13.5	0 - 0.5	7 - 8
					Test Type:	INITIAL	INITIAL	INITIAL	INITIAL
Parameter	NYSDEC Unrestricted Use SCO	NYSDEC Commercial SCO	Site-Specific SCOs	Unit					
Dibromochloromethane	--	--	--	UG/KG	310 U	79 U	0.83 U	0.73 U	
Dichlorodifluoromethane	--	--	--	UG/KG	790 U	210 U	2.2 U	1.9 U	
Ethylbenzene	1000	390000	390000	UG/KG	790 J	40 J	0.27 U	0.23 U	
Isopropylbenzene (Cumene)	--	--	--	UG/KG	3200	110 J	0.77 U	0.67 U	
M,P-Xylene (Sum Of Isomers)	--	--	--	UG/KG	1800 NJ	120 U	1.3 U	1.1 U	
Methyl Acetate	--	--	--	UG/KG	730 U	190 U	2 U	1.8 U	
Methyl Ethyl Ketone (2-Butanone)	120	500000	500000	UG/KG	950 U	250 U	2.6 U	9.6	
Methyl Isobutyl Ketone (4-Methyl-2-Pentanone)	--	--	--	UG/KG	410 U	110 U	1.2 U	0.97 U	
Methylcyclohexane	--	--	--	UG/KG	500 U	130 U	1.4 U	1.2 U	
Methylene Chloride	50	500000	500000	UG/KG	240 U	61 U	0.65 U	0.57 U	
O-Xylene (1,2-Dimethylbenzene)	--	--	--	UG/KG	1700 J	83 J	0.55 U	0.48 U	
Styrene	--	--	--	UG/KG	130 U	33 U	0.35 U	0.3 U	
Tert-Butyl Methyl Ether	930	500000	500000	UG/KG	390 U	110 U	1.1 U	0.94 U	
Tetrachloroethylene (PCE)	1300	150000	150000	UG/KG	370 U	95 U	1 U	0.88 U	
Toluene	700	500000	500000	UG/KG	420 U	110 U	1.2 U	0.99 U	
Trans-1,2-Dichloroethene	190	500000	500000	UG/KG	360 U	92 U	0.98 U	0.86 U	
Trans-1,3-Dichloropropene	--	--	--	UG/KG	83 U	22 U	0.23 U	0.2 U	
Trichloroethylene (TCE)	470	200000	470	UG/KG	420 U	110 U	1.2 U	1 U	
Trichlorofluoromethane	--	--	--	UG/KG	280 U	71 U	0.75 U	0.66 U	
Vinyl Chloride	20	13000	13000	UG/KG	770 U	200 U	2.1 U	1.9 U	

Table 1. Summary of Volatile Organic Compounds in Soil, 1000 Turk Hill Road, Fairport, Monroe County, New York

					Sample Designation:	TP-10	TP-10	TP-10	TP-2
					Field Sample Name:	TP-10_(0-0.5)V	TP-10_(7-8)V	TP-Y_(7-8)	TP-2_(0-0.5)V
					Sample Date:	01/07/2016	01/07/2016	01/07/2016	01/06/2016
					Normal or Field Duplicate:	N	N	FD	N
					Sample Depth (ft bgs)	0 - 0.5	7 - 8	7 - 8	0 - 0.5
					Test Type:	INITIAL	INITIAL	INITIAL	INITIAL
Parameter	NYSDEC Unrestricted Use SCO	NYSDEC Commercial SCO	Site-Specific SCOs	Unit					
1,1,1-Trichloroethane (TCA)	680	500000	500000	UG/KG	0.94 U	0.74 U	0.75 U	0.67 U	
1,1,2,2-Tetrachloroethane	--	--	--	UG/KG	1.1 U	0.82 U	0.84 U	0.75 U	
1,1,2-Trichloroethane	--	--	--	UG/KG	0.94 U	0.74 U	0.75 U	0.67 U	
1,1-Dichloroethane	270	240000	240000	UG/KG	1.6 U	1.3 U	1.3 U	1.2 U	
1,1-Dichloroethene	330	500000	500000	UG/KG	1.7 U	1.3 U	1.4 U	1.2 U	
1,2,3-Trichlorobenzene	--	--	--	UG/KG	0.8 U	0.63 U	0.64 U	0.57 U	
1,2,4-Trichlorobenzene	--	--	--	UG/KG	0.76 U	0.6 U	0.61 U	0.54 U	
1,2-Dibromo-3-Chloropropane	--	--	--	UG/KG	2.4 U	1.9 U	2 U	1.8 U	
1,2-Dibromoethane (Ethylene Dibromide)	--	--	--	UG/KG	1.6 U	1.3 U	1.3 U	1.2 U	
1,2-Dichlorobenzene	1100	500000	500000	UG/KG	0.79 U	0.62 U	0.63 U	0.56 U	
1,2-Dichloroethane	20	30000	30000	UG/KG	0.79 U	0.62 U	0.63 U	0.56 U	
1,2-Dichloropropane	--	--	--	UG/KG	1.3 U	0.98 U	1 U	0.89 U	
1,3-Dichlorobenzene	2400	280000	280000	UG/KG	0.81 U	0.64 U	0.65 U	0.58 U	
1,4-Dichlorobenzene	1800	130000	130000	UG/KG	0.72 U	0.57 U	0.58 U	0.52 U	
1,4-Dioxane (P-Dioxane)	100	130000	130000	UG/KG	NA	NA	NA	NA	
2-Hexanone	--	--	--	UG/KG	1.6 U	1.3 U	1.3 U	1.2 U	
Acetone	50	500000	500000	UG/KG	5.2 J	11	3.8 J	2.6 U	
Benzene	60	44000	44000	UG/KG	0.38 U	0.3 U	0.3 U	0.27 U	
Bromochloromethane	--	--	--	UG/KG	1.8 U	1.4 U	1.4 U	1.3 U	
Bromodichloromethane	--	--	--	UG/KG	0.79 U	0.62 U	0.63 U	0.56 U	
Bromoform	--	--	--	UG/KG	1.2 U	0.94 U	0.96 U	0.86 U	
Bromomethane	--	--	--	UG/KG	1.8 U	1.4 U	1.5 U	1.3 U	
Carbon Disulfide	--	--	--	UG/KG	1.6 U	1.3 U	1.3 U	1.2 U	
Carbon Tetrachloride	760	22000	22000	UG/KG	1.2 U	0.93 U	0.95 U	0.85 U	
Chlorobenzene	1100	500000	500000	UG/KG	0.38 U	0.3 U	0.3 U	0.27 U	
Chloroethane	--	--	--	UG/KG	3.7 U	2.9 U	3 U	2.7 U	
Chloroform	370	350000	350000	UG/KG	1.7 U	1.3 U	1.3 U	1.2 U	
Chloromethane	--	--	--	UG/KG	0.52 U	0.41 U	0.42 U	0.37 U	
Cis-1,2-Dichloroethylene	250	500000	250	UG/KG	1.3 U	0.96 U	0.98 U	0.87 U	
Cis-1,3-Dichloropropene	--	--	--	UG/KG	1.2 U	0.91 U	0.93 U	0.83 U	
Cyclohexane	--	--	--	UG/KG	1.8 U	1.4 U	1.5 U	1.3 U	

Table 1. Summary of Volatile Organic Compounds in Soil, 1000 Turk Hill Road, Fairport, Monroe County, New York

					Sample Designation:	TP-10	TP-10	TP-10	TP-2
					Field Sample Name:	TP-10_(0-0.5)V	TP-10_(7-8)V	TP-Y_(7-8)	TP-2_(0-0.5)V
					Sample Date:	01/07/2016	01/07/2016	01/07/2016	01/06/2016
					Normal or Field Duplicate:	N	N	FD	N
					Sample Depth (ft bgs)	0 - 0.5	7 - 8	7 - 8	0 - 0.5
					Test Type:	INITIAL	INITIAL	INITIAL	INITIAL
Parameter	NYSDEC Unrestricted Use SCO	NYSDEC Commercial SCO	Site-Specific SCOs	Unit					
Dibromochloromethane	--	--	--	UG/KG	0.94 U	0.74 U	0.75 U	0.67 U	
Dichlorodifluoromethane	--	--	--	UG/KG	2.5 U	1.9 U	2 U	1.8 U	
Ethylbenzene	1000	390000	390000	UG/KG	0.3 U	0.24 U	0.24 U	0.22 U	
Isopropylbenzene (Cumene)	--	--	--	UG/KG	0.86 U	0.68 U	0.69 U	0.62 U	
M,P-Xylene (Sum Of Isomers)	--	--	--	UG/KG	1.4 U	1.1 U	1.2 U	1 U	
Methyl Acetate	--	--	--	UG/KG	2.3 U	1.8 U	1.8 U	1.6 U	
Methyl Ethyl Ketone (2-Butanone)	120	500000	500000	UG/KG	3 U	4.7 J	2.4 U	2.1 U	
Methyl Isobutyl Ketone (4-Methyl-2-Pentanone)	--	--	--	UG/KG	1.3 U	0.99 U	1.1 U	0.9 U	
Methylcyclohexane	--	--	--	UG/KG	1.6 U	1.3 U	1.3 U	1.1 U	
Methylene Chloride	50	500000	500000	UG/KG	0.73 U	0.61 J	0.59 U	0.53 U	
O-Xylene (1,2-Dimethylbenzene)	--	--	--	UG/KG	0.62 U	0.49 U	0.5 U	0.44 U	
Styrene	--	--	--	UG/KG	0.39 U	0.31 U	0.31 U	0.28 U	
Tert-Butyl Methyl Ether	930	500000	500000	UG/KG	1.3 U	0.95 U	0.97 U	0.86 U	
Tetrachloroethylene (PCE)	1300	150000	150000	UG/KG	1.2 U	0.89 U	0.91 U	0.81 U	
Toluene	700	500000	500000	UG/KG	1.3 U	1.1 U	1.1 U	0.92 U	
Trans-1,2-Dichloroethene	190	500000	500000	UG/KG	1.1 U	0.87 U	0.89 U	0.79 U	
Trans-1,3-Dichloropropene	--	--	--	UG/KG	0.26 U	0.21 U	0.21 U	0.19 U	
Trichloroethylene (TCE)	470	200000	470	UG/KG	1.3 U	1.1 U	3.1 J	0.93 U	
Trichlorofluoromethane	--	--	--	UG/KG	0.85 U	0.67 U	0.68 U	0.61 U	
Vinyl Chloride	20	13000	13000	UG/KG	2.4 U	1.9 U	1.9 U	1.7 U	

Table 1. Summary of Volatile Organic Compounds in Soil, 1000 Turk Hill Road, Fairport, Monroe County, New York

					Sample Designation:	TP-2	TP-3	TP-3	TP-4
					Field Sample Name:	TP-2_(7-8)V	TP-3_(0-0.5)V	TP-3_(7-8)V	TP-4_(0-0.5)V
					Sample Date:	01/06/2016	01/07/2016	01/07/2016	01/07/2016
					Normal or Field Duplicate:	N	N	N	N
					Sample Depth (ft bgs)	7 - 8	0 - 0.5	7 - 8	0 - 0.5
					Test Type:	INITIAL	INITIAL	INITIAL	INITIAL
Parameter	NYSDEC Unrestricted Use SCO	NYSDEC Commercial SCO	Site-Specific SCOs	Unit					
1,1,1-Trichloroethane (TCA)	680	500000	500000	UG/KG	0.7 U	0.77 U	0.81 U	0.96 U	
1,1,2,2-Tetrachloroethane	--	--	--	UG/KG	0.77 U	0.85 U	0.9 U	1.1 U	
1,1,2-Trichloroethane	--	--	--	UG/KG	0.7 U	0.77 U	0.81 U	0.96 U	
1,1-Dichloroethane	270	240000	240000	UG/KG	1.2 U	1.4 U	1.4 U	1.7 U	
1,1-Dichloroethene	330	500000	500000	UG/KG	1.3 U	1.4 U	1.5 U	1.7 U	
1,2,3-Trichlorobenzene	--	--	--	UG/KG	0.59 U	0.65 U	0.69 U	0.82 U	
1,2,4-Trichlorobenzene	--	--	--	UG/KG	0.56 U	0.62 U	0.66 U	0.78 U	
1,2-Dibromo-3-Chloropropane	--	--	--	UG/KG	1.8 U	2 U	2.1 U	2.5 U	
1,2-Dibromoethane (Ethylene Dibromide)	--	--	--	UG/KG	1.2 U	1.3 U	1.4 U	1.6 U	
1,2-Dichlorobenzene	1100	500000	500000	UG/KG	0.58 U	0.64 U	0.68 U	0.81 U	
1,2-Dichloroethane	20	30000	30000	UG/KG	0.58 U	0.64 U	0.68 U	0.81 U	
1,2-Dichloropropane	--	--	--	UG/KG	0.92 U	1.1 U	1.1 U	1.3 U	
1,3-Dichlorobenzene	2400	280000	280000	UG/KG	0.6 U	0.66 U	0.7 U	0.83 U	
1,4-Dichlorobenzene	1800	130000	130000	UG/KG	0.54 U	0.59 U	0.62 U	0.74 U	
1,4-Dioxane (P-Dioxane)	100	130000	130000	UG/KG	NA	NA	NA	NA	
2-Hexanone	--	--	--	UG/KG	1.2 U	1.3 U	1.4 U	1.6 U	
Acetone	50	500000	500000	UG/KG	2.7 U	3 U	49	3.7 U	
Benzene	60	44000	44000	UG/KG	0.28 U	0.31 U	0.33 U	0.39 U	
Bromochloromethane	--	--	--	UG/KG	1.3 U	1.5 U	1.6 U	1.8 U	
Bromodichloromethane	--	--	--	UG/KG	0.58 U	0.64 U	0.68 U	0.81 U	
Bromoform	--	--	--	UG/KG	0.89 U	0.98 U	1.1 U	1.3 U	
Bromomethane	--	--	--	UG/KG	1.4 U	1.5 U	1.6 U	1.9 U	
Carbon Disulfide	--	--	--	UG/KG	1.2 U	1.3 U	1.4 U	1.7 U	
Carbon Tetrachloride	760	22000	22000	UG/KG	0.88 U	0.97 U	1.1 U	1.3 U	
Chlorobenzene	1100	500000	500000	UG/KG	0.28 U	0.31 U	0.33 U	0.39 U	
Chloroethane	--	--	--	UG/KG	2.8 U	3.1 U	3.2 U	3.8 U	
Chloroform	370	350000	350000	UG/KG	1.2 U	1.4 U	1.4 U	1.7 U	
Chloromethane	--	--	--	UG/KG	0.38 U	0.42 U	0.45 U	0.53 U	
Cis-1,2-Dichloroethylene	250	500000	250	UG/KG	0.9 U	1 U	1.1 U	1.3 U	
Cis-1,3-Dichloropropene	--	--	--	UG/KG	0.86 U	0.95 U	1 U	1.2 U	
Cyclohexane	--	--	--	UG/KG	1.4 U	1.5 U	1.6 U	1.9 U	

Table 1. Summary of Volatile Organic Compounds in Soil, 1000 Turk Hill Road, Fairport, Monroe County, New York

					Sample Designation:	TP-2	TP-3	TP-3	TP-4
					Field Sample Name:	TP-2_(7-8)V	TP-3_(0-0.5)V	TP-3_(7-8)V	TP-4_(0-0.5)V
					Sample Date:	01/06/2016	01/07/2016	01/07/2016	01/07/2016
					Normal or Field Duplicate:	N	N	N	N
					Sample Depth (ft bgs)	7 - 8	0 - 0.5	7 - 8	0 - 0.5
					Test Type:	INITIAL	INITIAL	INITIAL	INITIAL
Parameter	NYSDEC Unrestricted Use SCO	NYSDEC Commercial SCO	Site-Specific SCOs	Unit					
Dibromochloromethane	--	--	--	UG/KG	0.7 U	0.77 U	0.81 U	0.96 U	
Dichlorodifluoromethane	--	--	--	UG/KG	1.8 U	2 U	2.1 U	2.5 U	
Ethylbenzene	1000	390000	390000	UG/KG	0.22 U	0.25 U	0.26 U	0.31 U	
Isopropylbenzene (Cumene)	--	--	--	UG/KG	0.64 U	0.71 U	0.75 U	0.89 U	
M,P-Xylene (Sum Of Isomers)	--	--	--	UG/KG	1.1 U	1.2 U	1.3 U	1.5 U	
Methyl Acetate	--	--	--	UG/KG	1.7 U	1.9 U	2 U	2.3 U	
Methyl Ethyl Ketone (2-Butanone)	120	500000	500000	UG/KG	2.2 U	2.4 U	16	3.1 U	
Methyl Isobutyl Ketone (4-Methyl-2-Pentanone)	--	--	--	UG/KG	0.93 U	1.1 U	1.1 U	1.3 U	
Methylcyclohexane	--	--	--	UG/KG	1.2 U	1.3 U	1.4 U	1.6 U	
Methylene Chloride	50	500000	500000	UG/KG	0.54 U	0.6 U	0.64 U	0.75 U	
O-Xylene (1,2-Dimethylbenzene)	--	--	--	UG/KG	0.46 U	0.51 U	0.54 U	0.64 U	
Styrene	--	--	--	UG/KG	0.29 U	0.32 U	0.34 U	0.4 U	
Tert-Butyl Methyl Ether	930	500000	500000	UG/KG	0.9 U	0.99 U	1.1 U	1.3 U	
Tetrachloroethylene (PCE)	1300	150000	150000	UG/KG	0.84 U	0.93 U	0.98 U	1.2 U	
Toluene	700	500000	500000	UG/KG	0.95 U	1.1 U	1.2 U	1.4 U	
Trans-1,2-Dichloroethene	190	500000	500000	UG/KG	0.82 U	0.91 U	0.96 U	1.2 U	
Trans-1,3-Dichloropropene	--	--	--	UG/KG	0.19 U	0.21 U	0.23 U	0.27 U	
Trichloroethylene (TCE)	470	200000	470	UG/KG	0.96 U	1.1 U	1.2 U	1.4 U	
Trichlorofluoromethane	--	--	--	UG/KG	0.63 U	0.7 U	0.74 U	0.87 U	
Vinyl Chloride	20	13000	13000	UG/KG	1.8 U	2 U	2.1 U	2.5 U	

Table 1. Summary of Volatile Organic Compounds in Soil, 1000 Turk Hill Road, Fairport, Monroe County, New York

					Sample Designation:	TP-4	TP-5	TP-5	TP-6
					Field Sample Name:	TP-4_(7-8)V	TP-5_(0-0.5)V	TP-5_(7-8)V	TP-6_(0-0.5)V
					Sample Date:	01/07/2016	01/07/2016	01/07/2016	01/07/2016
					Normal or Field Duplicate:	N	N	N	N
					Sample Depth (ft bgs)	7 - 8	0 - 0.5	7 - 8	0 - 0.5
					Test Type:	INITIAL	INITIAL	INITIAL	INITIAL
Parameter	NYSDEC Unrestricted Use SCO	NYSDEC Commercial SCO	Site-Specific SCOs	Unit					
1,1,1-Trichloroethane (TCA)	680	500000	500000	UG/KG	0.79 U	0.82 U	0.83 U	0.82 U	
1,1,2,2-Tetrachloroethane	--	--	--	UG/KG	0.87 U	0.91 U	0.92 U	0.91 U	
1,1,2-Trichloroethane	--	--	--	UG/KG	0.79 U	0.82 U	0.83 U	0.82 U	
1,1-Dichloroethane	270	240000	240000	UG/KG	1.4 U	1.4 U	1.5 U	1.5 U	
1,1-Dichloroethene	330	500000	500000	UG/KG	1.4 U	1.5 U	1.5 U	1.5 U	
1,2,3-Trichlorobenzene	--	--	--	UG/KG	0.67 U	0.7 U	0.71 U	0.7 U	
1,2,4-Trichlorobenzene	--	--	--	UG/KG	0.64 U	0.66 U	0.67 U	0.67 U	
1,2-Dibromo-3-Chloropropane	--	--	--	UG/KG	2.1 U	2.1 U	2.2 U	2.1 U	
1,2-Dibromoethane (Ethylene Dibromide)	--	--	--	UG/KG	1.3 U	1.4 U	1.4 U	1.4 U	
1,2-Dichlorobenzene	1100	500000	500000	UG/KG	0.66 U	0.69 U	0.7 U	0.69 U	
1,2-Dichloroethane	20	30000	30000	UG/KG	0.66 U	0.69 U	0.7 U	0.69 U	
1,2-Dichloropropane	--	--	--	UG/KG	1.1 U	1.1 U	1.1 U	1.1 U	
1,3-Dichlorobenzene	2400	280000	280000	UG/KG	0.68 U	0.71 U	0.72 U	0.71 U	
1,4-Dichlorobenzene	1800	130000	130000	UG/KG	0.61 U	0.63 U	0.64 U	0.63 U	
1,4-Dioxane (P-Dioxane)	100	130000	130000	UG/KG	NA	NA	NA	NA	
2-Hexanone	--	--	--	UG/KG	1.3 U	1.4 U	1.4 U	1.4 U	
Acetone	50	500000	500000	UG/KG	9.2	3.2 U	3.9 J	3.2 U	
Benzene	60	44000	44000	UG/KG	0.32 U	0.33 U	0.33 U	0.33 U	
Bromochloromethane	--	--	--	UG/KG	1.5 U	1.6 U	1.6 U	1.6 U	
Bromodichloromethane	--	--	--	UG/KG	0.66 U	0.69 U	0.7 U	0.69 U	
Bromoform	--	--	--	UG/KG	1 U	1.1 U	1.1 U	1.1 U	
Bromomethane	--	--	--	UG/KG	1.5 U	1.6 U	1.6 U	1.6 U	
Carbon Disulfide	--	--	--	UG/KG	1.4 U	1.4 U	1.5 U	1.4 U	
Carbon Tetrachloride	760	22000	22000	UG/KG	0.99 U	1.1 U	1.1 U	1.1 U	
Chlorobenzene	1100	500000	500000	UG/KG	0.32 U	0.33 U	0.33 U	0.33 U	
Chloroethane	--	--	--	UG/KG	3.1 U	3.3 U	3.3 U	3.3 U	
Chloroform	370	350000	350000	UG/KG	1.4 U	1.5 U	1.5 U	1.5 U	
Chloromethane	--	--	--	UG/KG	0.43 U	0.45 U	0.46 U	0.45 U	
Cis-1,2-Dichloroethylene	250	500000	250	UG/KG	1.1 U	1.1 U	1.1 U	1.1 U	
Cis-1,3-Dichloropropene	--	--	--	UG/KG	0.97 U	1.1 U	1.1 U	1.1 U	
Cyclohexane	--	--	--	UG/KG	1.5 U	1.6 U	1.6 U	1.6 U	

Table 1. Summary of Volatile Organic Compounds in Soil, 1000 Turk Hill Road, Fairport, Monroe County, New York

					Sample Designation:	TP-4	TP-5	TP-5	TP-6
					Field Sample Name:	TP-4_(7-8)V	TP-5_(0-0.5)V	TP-5_(7-8)V	TP-6_(0-0.5)V
					Sample Date:	01/07/2016	01/07/2016	01/07/2016	01/07/2016
					Normal or Field Duplicate:	N	N	N	N
					Sample Depth (ft bgs)	7 - 8	0 - 0.5	7 - 8	0 - 0.5
					Test Type:	INITIAL	INITIAL	INITIAL	INITIAL
Parameter	NYSDEC Unrestricted Use SCO	NYSDEC Commercial SCO	Site-Specific SCOs	Unit					
Dibromochloromethane	--	--	--	UG/KG	0.79 U	0.82 U	0.83 U	0.82 U	
Dichlorodifluoromethane	--	--	--	UG/KG	2.1 U	2.2 U	2.2 U	2.2 U	
Ethylbenzene	1000	390000	390000	UG/KG	0.25 U	0.26 U	0.27 U	0.26 U	
Isopropylbenzene (Cumene)	--	--	--	UG/KG	0.72 U	0.75 U	0.76 U	0.76 U	
M,P-Xylene (Sum Of Isomers)	--	--	--	UG/KG	1.2 U	1.3 U	1.3 U	1.3 U	
Methyl Acetate	--	--	--	UG/KG	1.9 U	2 U	2 U	2 U	
Methyl Ethyl Ketone (2-Butanone)	120	500000	500000	UG/KG	2.7 J	2.6 U	2.6 U	2.6 U	
Methyl Isobutyl Ketone (4-Methyl-2-Pentanone)	--	--	--	UG/KG	1.1 U	1.1 U	1.2 U	1.1 U	
Methylcyclohexane	--	--	--	UG/KG	1.3 U	1.4 U	1.4 U	1.4 U	
Methylene Chloride	50	500000	500000	UG/KG	0.62 U	0.64 U	0.65 U	0.64 U	
O-Xylene (1,2-Dimethylbenzene)	--	--	--	UG/KG	0.52 U	0.54 U	0.55 U	0.54 U	
Styrene	--	--	--	UG/KG	0.33 U	0.34 U	0.34 U	0.34 U	
Tert-Butyl Methyl Ether	930	500000	500000	UG/KG	1.1 U	1.1 U	1.1 U	1.1 U	
Tetrachloroethylene (PCE)	1300	150000	150000	UG/KG	0.95 U	0.99 U	1 U	0.99 U	
Toluene	700	500000	500000	UG/KG	1.1 U	1.2 U	1.2 U	1.2 U	
Trans-1,2-Dichloroethene	190	500000	500000	UG/KG	0.93 U	0.96 U	0.98 U	0.97 U	
Trans-1,3-Dichloropropene	--	--	--	UG/KG	0.22 U	0.23 U	0.23 U	0.23 U	
Trichloroethylene (TCE)	470	200000	470	UG/KG	1.1 U	1.2 U	1.2 U	1.2 U	
Trichlorofluoromethane	--	--	--	UG/KG	0.71 U	0.74 U	0.75 U	0.74 U	
Vinyl Chloride	20	13000	13000	UG/KG	2 U	2.1 U	2.1 U	2.1 U	

Table 1. Summary of Volatile Organic Compounds in Soil, 1000 Turk Hill Road, Fairport, Monroe County, New York

					Sample Designation:	TP-6	TP-7	TP-7	TP-7
					Field Sample Name:	TP-6_(7-8)V	TP-7_(0-0.5)V	TP-7_(7-8)V	TP-X_(7-8)
					Sample Date:	01/07/2016	01/07/2016	01/07/2016	01/07/2016
					Normal or Field Duplicate:	N	N	N	FD
					Sample Depth (ft bgs)	7 - 8	0 - 0.5	7 - 8	7 - 8
					Test Type:	INITIAL	INITIAL	INITIAL	INITIAL
Parameter	NYSDEC Unrestricted Use SCO	NYSDEC Commercial SCO	Site-Specific SCOs	Unit					
1,1,1-Trichloroethane (TCA)	680	500000	500000	UG/KG	0.91 U	0.86 U	0.78 U	0.77 U	
1,1,2,2-Tetrachloroethane	--	--	--	UG/KG	1.1 U	0.95 U	0.86 U	0.85 U	
1,1,2-Trichloroethane	--	--	--	UG/KG	0.91 U	0.86 U	0.78 U	0.77 U	
1,1-Dichloroethane	270	240000	240000	UG/KG	1.6 U	1.5 U	1.4 U	1.4 U	
1,1-Dichloroethene	330	500000	500000	UG/KG	1.6 U	1.5 U	1.4 U	1.4 U	
1,2,3-Trichlorobenzene	--	--	--	UG/KG	0.77 U	0.73 U	0.66 U	0.65 U	
1,2,4-Trichlorobenzene	--	--	--	UG/KG	0.73 U	0.7 U	0.63 U	0.62 U	
1,2-Dibromo-3-Chloropropane	--	--	--	UG/KG	2.4 U	2.2 U	2 U	2 U	
1,2-Dibromoethane (Ethylene Dibromide)	--	--	--	UG/KG	1.5 U	1.5 U	1.3 U	1.3 U	
1,2-Dichlorobenzene	1100	500000	500000	UG/KG	0.76 U	0.72 U	0.65 U	0.64 U	
1,2-Dichloroethane	20	30000	30000	UG/KG	0.76 U	0.72 U	0.65 U	0.64 U	
1,2-Dichloropropane	--	--	--	UG/KG	1.2 U	1.2 U	1.1 U	1.1 U	
1,3-Dichlorobenzene	2400	280000	280000	UG/KG	0.78 U	0.74 U	0.67 U	0.66 U	
1,4-Dichlorobenzene	1800	130000	130000	UG/KG	0.7 U	0.66 U	0.6 U	0.59 U	
1,4-Dioxane (P-Dioxane)	100	130000	130000	UG/KG	NA	NA	NA	NA	
2-Hexanone	--	--	--	UG/KG	1.5 U	1.5 U	1.3 U	1.3 U	
Acetone	50	500000	500000	UG/KG	3.6 J	3.3 U	3 U	6	
Benzene	60	44000	44000	UG/KG	0.36 U	0.34 U	0.31 U	0.31 U	
Bromochloromethane	--	--	--	UG/KG	1.7 U	1.6 U	1.5 U	1.5 U	
Bromodichloromethane	--	--	--	UG/KG	0.76 U	0.72 U	0.65 U	0.64 U	
Bromoform	--	--	--	UG/KG	1.2 U	1.1 U	0.99 U	0.98 U	
Bromomethane	--	--	--	UG/KG	1.8 U	1.7 U	1.5 U	1.5 U	
Carbon Disulfide	--	--	--	UG/KG	1.6 U	1.5 U	1.4 U	1.3 U	
Carbon Tetrachloride	760	22000	22000	UG/KG	1.2 U	1.1 U	0.98 U	0.96 U	
Chlorobenzene	1100	500000	500000	UG/KG	0.36 U	0.34 U	0.31 U	0.31 U	
Chloroethane	--	--	--	UG/KG	3.6 U	3.4 U	3.1 U	3 U	
Chloroform	370	350000	350000	UG/KG	1.6 U	1.5 U	1.4 U	1.4 U	
Chloromethane	--	--	--	UG/KG	0.5 U	0.47 U	0.43 U	0.42 U	
Cis-1,2-Dichloroethylene	250	500000	250	UG/KG	1.2 U	1.2 U	1.1 U	1 U	
Cis-1,3-Dichloropropene	--	--	--	UG/KG	1.2 U	1.1 U	0.96 U	0.94 U	
Cyclohexane	--	--	--	UG/KG	1.8 U	1.7 U	1.5 U	1.5 U	

Table 1. Summary of Volatile Organic Compounds in Soil, 1000 Turk Hill Road, Fairport, Monroe County, New York

					Sample Designation:	TP-6	TP-7	TP-7	TP-7
					Field Sample Name:	TP-6_(7-8)V	TP-7_(0-0.5)V	TP-7_(7-8)V	TP-X_(7-8)
					Sample Date:	01/07/2016	01/07/2016	01/07/2016	01/07/2016
					Normal or Field Duplicate:	N	N	N	FD
					Sample Depth (ft bgs)	7 - 8	0 - 0.5	7 - 8	7 - 8
					Test Type:	INITIAL	INITIAL	INITIAL	INITIAL
Parameter	NYSDEC Unrestricted Use SCO	NYSDEC Commercial SCO	Site-Specific SCOs	Unit					
Dibromochloromethane	--	--	--	UG/KG	0.91 U	0.86 U	0.78 U	0.77 U	
Dichlorodifluoromethane	--	--	--	UG/KG	2.4 U	2.3 U	2.1 U	2 U	
Ethylbenzene	1000	390000	390000	UG/KG	0.29 U	0.27 U	0.25 U	0.24 U	
Isopropylbenzene (Cumene)	--	--	--	UG/KG	0.83 U	0.79 U	0.72 U	0.7 U	
M,P-Xylene (Sum Of Isomers)	--	--	--	UG/KG	1.4 U	1.3 U	1.2 U	1.2 U	
Methyl Acetate	--	--	--	UG/KG	2.2 U	2.1 U	1.9 U	1.9 U	
Methyl Ethyl Ketone (2-Butanone)	120	500000	500000	UG/KG	2.9 U	2.7 U	2.5 U	3.1 J	
Methyl Isobutyl Ketone (4-Methyl-2-Pentanone)	--	--	--	UG/KG	1.3 U	1.2 U	1.1 U	1.1 U	
Methylcyclohexane	--	--	--	UG/KG	1.5 U	1.5 U	1.3 U	1.3 U	
Methylene Chloride	50	500000	500000	UG/KG	0.71 U	0.67 U	0.61 U	0.6 U	
O-Xylene (1,2-Dimethylbenzene)	--	--	--	UG/KG	0.6 U	0.57 U	0.51 U	0.51 U	
Styrene	--	--	--	UG/KG	0.38 U	0.36 U	0.32 U	0.32 U	
Tert-Butyl Methyl Ether	930	500000	500000	UG/KG	1.2 U	1.2 U	1 U	0.99 U	
Tetrachloroethylene (PCE)	1300	150000	150000	UG/KG	1.1 U	1.1 U	0.94 U	0.92 U	
Toluene	700	500000	500000	UG/KG	1.3 U	1.2 U	1.1 U	1.1 U	
Trans-1,2-Dichloroethene	190	500000	500000	UG/KG	1.1 U	1.1 U	0.92 U	0.9 U	
Trans-1,3-Dichloropropene	--	--	--	UG/KG	0.25 U	0.24 U	0.22 U	0.21 U	
Trichloroethylene (TCE)	470	200000	470	UG/KG	1.3 U	1.2 U	1.1 U	1.1 U	
Trichlorofluoromethane	--	--	--	UG/KG	0.82 U	0.78 U	0.71 U	0.69 U	
Vinyl Chloride	20	13000	13000	UG/KG	2.3 U	2.2 U	2 U	2 U	

Table 1. Summary of Volatile Organic Compounds in Soil, 1000 Turk Hill Road, Fairport, Monroe County, New York

					Sample Designation:	TP-8	TP-8	TP-9	TP-9
					Field Sample Name:	TP-8_(0-0.5)V	TP-8_(7-8)V	TP-9_(0-0.5)V	TP-9_(7-8)V
					Sample Date:	01/07/2016	01/07/2016	01/07/2016	01/07/2016
					Normal or Field Duplicate:	N	N	N	N
					Sample Depth (ft bgs)	0 - 0.5	7 - 8	0 - 0.5	7 - 8
					Test Type:	INITIAL	INITIAL	INITIAL	INITIAL
Parameter	NYSDEC Unrestricted Use SCO	NYSDEC Commercial SCO	Site-Specific SCOs	Unit					
1,1,1-Trichloroethane (TCA)	680	500000	500000	UG/KG	1.1 U	0.68 U	0.72 U	0.75 U	
1,1,2,2-Tetrachloroethane	--	--	--	UG/KG	1.2 U	0.75 U	0.8 U	0.83 U	
1,1,2-Trichloroethane	--	--	--	UG/KG	1.1 U	0.68 U	0.72 U	0.75 U	
1,1-Dichloroethane	270	240000	240000	UG/KG	1.9 U	1.2 U	1.3 U	1.3 U	
1,1-Dichloroethene	330	500000	500000	UG/KG	1.9 U	1.2 U	1.3 U	1.4 U	
1,2,3-Trichlorobenzene	--	--	--	UG/KG	0.9 U	0.58 U	0.61 U	0.64 U	
1,2,4-Trichlorobenzene	--	--	--	UG/KG	0.86 U	0.55 U	0.58 U	0.61 U	
1,2-Dibromo-3-Chloropropane	--	--	--	UG/KG	2.8 U	1.8 U	1.9 U	2 U	
1,2-Dibromoethane (Ethylene Dibromide)	--	--	--	UG/KG	1.8 U	1.2 U	1.2 U	1.3 U	
1,2-Dichlorobenzene	1100	500000	500000	UG/KG	0.89 U	0.57 U	0.6 U	0.63 U	
1,2-Dichloroethane	20	30000	30000	UG/KG	0.89 U	0.57 U	0.6 U	0.63 U	
1,2-Dichloropropane	--	--	--	UG/KG	1.5 U	0.9 U	0.95 U	0.99 U	
1,3-Dichlorobenzene	2400	280000	280000	UG/KG	0.92 U	0.59 U	0.62 U	0.65 U	
1,4-Dichlorobenzene	1800	130000	130000	UG/KG	0.82 U	0.52 U	0.55 U	0.58 U	
1,4-Dioxane (P-Dioxane)	100	130000	130000	UG/KG	NA	NA	NA	NA	
2-Hexanone	--	--	--	UG/KG	1.8 U	1.2 U	1.2 U	1.3 U	
Acetone	50	500000	500000	UG/KG	4.1 U	2.7 J	2.8 U	4.2 J	
Benzene	60	44000	44000	UG/KG	0.43 U	0.27 U	0.29 U	0.3 U	
Bromochloromethane	--	--	--	UG/KG	2 U	1.3 U	1.4 U	1.4 U	
Bromodichloromethane	--	--	--	UG/KG	0.89 U	0.57 U	0.6 U	0.63 U	
Bromoform	--	--	--	UG/KG	1.4 U	0.86 U	0.92 U	0.95 U	
Bromomethane	--	--	--	UG/KG	2 U	1.3 U	1.4 U	1.5 U	
Carbon Disulfide	--	--	--	UG/KG	1.8 U	1.2 U	1.3 U	1.3 U	
Carbon Tetrachloride	760	22000	22000	UG/KG	1.4 U	0.85 U	0.91 U	0.94 U	
Chlorobenzene	1100	500000	500000	UG/KG	0.43 U	0.27 U	0.29 U	0.3 U	
Chloroethane	--	--	--	UG/KG	4.2 U	2.7 U	2.9 U	3 U	
Chloroform	370	350000	350000	UG/KG	1.9 U	1.2 U	1.3 U	1.3 U	
Chloromethane	--	--	--	UG/KG	0.58 U	0.37 U	0.4 U	0.41 U	
Cis-1,2-Dichloroethylene	250	500000	250	UG/KG	1.4 U	0.88 U	0.93 U	0.97 U	
Cis-1,3-Dichloropropene	--	--	--	UG/KG	1.4 U	0.84 U	0.89 U	0.92 U	
Cyclohexane	--	--	--	UG/KG	2 U	1.3 U	1.4 U	1.5 U	

Table 1. Summary of Volatile Organic Compounds in Soil, 1000 Turk Hill Road, Fairport, Monroe County, New York

					Sample Designation:	TP-8	TP-8	TP-9	TP-9
					Field Sample Name:	TP-8_(0-0.5)V	TP-8_(7-8)V	TP-9_(0-0.5)V	TP-9_(7-8)V
					Sample Date:	01/07/2016	01/07/2016	01/07/2016	01/07/2016
					Normal or Field Duplicate:	N	N	N	N
					Sample Depth (ft bgs)	0 - 0.5	7 - 8	0 - 0.5	7 - 8
					Test Type:	INITIAL	INITIAL	INITIAL	INITIAL
Parameter	NYSDEC Unrestricted Use SCO	NYSDEC Commercial SCO	Site-Specific SCOs	Unit					
Dibromochloromethane	--	--	--	UG/KG	1.1 U	0.68 U	0.72 U	0.75 U	
Dichlorodifluoromethane	--	--	--	UG/KG	2.8 U	1.8 U	1.9 U	2 U	
Ethylbenzene	1000	390000	390000	UG/KG	0.34 U	0.22 U	0.23 U	0.24 U	
Isopropylbenzene (Cumene)	--	--	--	UG/KG	0.98 U	0.62 U	0.66 U	0.69 U	
M,P-Xylene (Sum Of Isomers)	--	--	--	UG/KG	1.6 U	1.1 U	1.1 U	1.2 U	
Methyl Acetate	--	--	--	UG/KG	2.6 U	1.7 U	1.8 U	1.8 U	
Methyl Ethyl Ketone (2-Butanone)	120	500000	500000	UG/KG	3.4 U	2.2 U	2.3 U	2.4 U	
Methyl Isobutyl Ketone (4-Methyl-2-Pentanone)	--	--	--	UG/KG	1.5 U	0.91 U	0.96 U	1 U	
Methylcyclohexane	--	--	--	UG/KG	1.8 U	1.2 U	1.2 U	1.3 U	
Methylene Chloride	50	500000	500000	UG/KG	0.83 U	0.53 U	0.56 U	0.59 U	
O-Xylene (1,2-Dimethylbenzene)	--	--	--	UG/KG	0.7 U	0.45 U	0.47 U	0.49 U	
Styrene	--	--	--	UG/KG	0.44 U	0.28 U	0.3 U	0.31 U	
Tert-Butyl Methyl Ether	930	500000	500000	UG/KG	1.4 U	0.87 U	0.93 U	0.96 U	
Tetrachloroethylene (PCE)	1300	150000	150000	UG/KG	1.3 U	0.82 U	0.87 U	0.9 U	
Toluene	700	500000	500000	UG/KG	1.5 U	0.93 U	0.98 U	1.1 U	
Trans-1,2-Dichloroethene	190	500000	500000	UG/KG	1.3 U	0.8 U	0.85 U	0.88 U	
Trans-1,3-Dichloropropene	--	--	--	UG/KG	0.29 U	0.19 U	0.2 U	0.21 U	
Trichloroethylene (TCE)	470	200000	470	UG/KG	1.5 U	0.94 U	0.99 U	1.1 U	
Trichlorofluoromethane	--	--	--	UG/KG	0.96 U	0.61 U	0.65 U	0.68 U	
Vinyl Chloride	20	13000	13000	UG/KG	2.7 U	1.7 U	1.9 U	1.9 U	

Table 2. Summary of Semivolatile Organic Compounds in Soil, 1000 Turk Hill Road, Fairport, Monroe County, New York

				Sample Designation:	MW-10S	MW-10S	MW-10S	MW-10S
				Field Sample Name:	DUPLICATE-02	SB-10S_(10-12)	SB-10S_(14-16)	SB-10S_(16-18)
				Sample Date:	10/07/2015	10/07/2015	10/07/2015	10/07/2015
				Normal or Field Duplicate:	FD	N	N	N
				Sample Depth (ft bgs)	16 - 18	10 - 12	14 - 16	16 - 18
				Test Type:	INITIAL	INITIAL	INITIAL	INITIAL
Parameter	NYSDEC Unrestricted Use SCO	NYSDEC Commercial SCO	Unit					
1,2,4,5-Tetrachlorobenzene	--	--	UG/KG	88 U	89 U	88 U	88 U	
2,3,4,6-Tetrachlorophenol	--	--	UG/KG	95 U	96 U	95 U	96 U	
2,4,5-Trichlorophenol	--	--	UG/KG	67 U	67 U	66 U	67 U	
2,4,6-Trichlorophenol	--	--	UG/KG	44 U	44 U	43 U	44 U	
2,4-Dichlorophenol	--	--	UG/KG	65 U	65 U	64 U	65 U	
2,4-Dimethylphenol	--	--	UG/KG	68 U	68 U	68 U	68 U	
2,4-Dinitrophenol	--	--	UG/KG	280 U	290 U	NA	290 U	
2,4-Dinitrotoluene	--	--	UG/KG	70 U	70 U	70 U	70 U	
2,6-Dinitrotoluene	--	--	UG/KG	92 U	93 U	92 U	92 U	
2-Chloronaphthalene	--	--	UG/KG	58 U	58 U	57 U	58 U	
2-Chlorophenol	--	--	UG/KG	48 U	49 U	48 U	48 U	
2-Methylnaphthalene	--	--	UG/KG	60 U	61 U	60 U	61 U	
2-Methylphenol (O-Cresol)	330	500000	UG/KG	77 U	77 U	76 U	77 U	
2-Nitroaniline	--	--	UG/KG	240 U	250 U	240 U	250 U	
2-Nitrophenol	--	--	UG/KG	52 U	52 U	51 U	52 U	
3- And 4- Methylphenol (Total)	330	500000	UG/KG	140 U	140 U	140 U	140 U	
3,3'-Dichlorobenzidine	--	--	UG/KG	72 U	72 U	71 U	72 U	
3-Nitroaniline	--	--	UG/KG	370 U	370 U	370 U	370 U	
4,6-Dinitro-2-Methylphenol	--	--	UG/KG	380 U	390 U	380 U	380 U	
4-Bromophenyl Phenyl Ether	--	--	UG/KG	70 U	71 U	70 U	70 U	
4-Chloro-3-Methylphenol	--	--	UG/KG	58 U	59 U	58 U	59 U	
4-Chloroaniline	--	--	UG/KG	72 U	72 U	71 U	72 U	
4-Chlorophenyl Phenyl Ether	--	--	UG/KG	65 U	65 U	65 U	65 U	
4-Nitroaniline	--	--	UG/KG	280 U	280 U	280 U	280 U	
4-Nitrophenol	--	--	UG/KG	240 U	240 U	230 U	240 U	
Acenaphthene	20000	500000	UG/KG	62 U	63 U	62 U	62 U	
Acenaphthylene	100000	500000	UG/KG	62 U	62 U	61 U	62 U	
Acetophenone	--	--	UG/KG	110 U	110 U	110 U	110 U	
Anthracene	100000	500000	UG/KG	69 U	69 U	68 U	69 U	
Atrazine	--	--	UG/KG	210 U	210 U	210 U	210 U	
Benzaldehyde	--	--	UG/KG	150 U	150 U	150 U	150 U	

Table 2. Summary of Semivolatile Organic Compounds in Soil, 1000 Turk Hill Road, Fairport, Monroe County, New York

				Sample Designation:	MW-10S	MW-10S	MW-10S	MW-10S
				Field Sample Name:	DUPLICATE-02	SB-10S_(10-12)	SB-10S_(14-16)	SB-10S_(16-18)
				Sample Date:	10/07/2015	10/07/2015	10/07/2015	10/07/2015
				Normal or Field Duplicate:	FD	N	N	N
				Sample Depth (ft bgs)	16 - 18	10 - 12	14 - 16	16 - 18
				Test Type:	INITIAL	INITIAL	INITIAL	INITIAL
Parameter	NYSDEC Unrestricted Use SCO	NYSDEC Commercial SCO	Unit					
Benzo(A)Anthracene	1000	5600	UG/KG	55 U	55 U	54 U	55 U	55 U
Benzo(A)Pyrene	1000	1000	UG/KG	64 U	64 U	64 U	64 U	64 U
Benzo(B)Fluoranthene	1000	5600	UG/KG	55 U	56 U	55 U	55 U	55 U
Benzo(G,H,I)Perylene	100000	500000	UG/KG	59 U	60 U	59 U	59 U	59 U
Benzo(K)Fluoranthene	800	56000	UG/KG	62 U	62 U	61 U	62 U	62 U
Benzyl Butyl Phthalate	--	--	UG/KG	73 U	73 U	72 U	73 U	73 U
Biphenyl (Diphenyl)	--	--	UG/KG	75 U	75 U	74 U	75 U	75 U
Bis(2-Chloroethoxy) Methane	--	--	UG/KG	43 U	43 U	43 U	43 U	43 U
Bis(2-Chloroethyl) Ether (2-Chloroethyl Ether)	--	--	UG/KG	68 U	68 U	68 U	68 U	68 U
Bis(2-Chloroisopropyl) Ether	--	--	UG/KG	65 U	66 U	65 U	65 U	65 U
Bis(2-Ethylhexyl) Phthalate	--	--	UG/KG	54 U	100 J	54 U	55 U	55 U
Caprolactam	--	--	UG/KG	90 U	90 U	89 U	90 U	90 U
Carbazole	--	--	UG/KG	63 U	64 U	63 U	63 U	63 U
Chrysene	1000	56000	UG/KG	57 U	57 U	57 U	57 U	57 U
Dibenz(A,H)Anthracene	330	560	UG/KG	56 U	56 U	55 U	56 U	56 U
Dibenzofuran	7000	350000	UG/KG	64 U	64 U	63 U	64 U	64 U
Diethyl Phthalate	--	--	UG/KG	72 U	72 U	71 U	72 U	72 U
Dimethyl Phthalate	--	--	UG/KG	67 U	68 U	67 U	67 U	67 U
Di-N-Butyl Phthalate	--	--	UG/KG	89 U	90 U	89 U	89 U	89 U
Di-N-Octylphthalate	--	--	UG/KG	70 U	70 U	69 U	70 U	70 U
Fluoranthene	100000	500000	UG/KG	76 U	77 U	76 U	77 U	77 U
Fluorene	30000	500000	UG/KG	59 U	60 U	59 U	59 U	59 U
Hexachlorobenzene	330	6000	UG/KG	68 U	68 U	68 U	68 U	68 U
Hexachlorobutadiene	--	--	UG/KG	41 U	41 U	40 U	41 U	41 U
Hexachlorocyclopentadiene	--	--	UG/KG	81 U	82 U	81 U	81 U	81 U
Hexachloroethane	--	--	UG/KG	49 U	49 U	48 U	49 U	49 U
Indeno(1,2,3-C,D)Pyrene	500	5600	UG/KG	61 U	62 U	61 U	61 U	61 U
Isophorone	--	--	UG/KG	58 U	58 U	58 U	58 U	58 U
Naphthalene	12000	500000	UG/KG	52 U	52 U	52 U	52 U	52 U
Nitrobenzene	--	--	UG/KG	56 U	56 U	55 U	56 U	56 U
N-Nitrosodi-N-Propylamine	--	--	UG/KG	84 U	84 U	83 U	84 U	84 U

Table 2. Summary of Semivolatile Organic Compounds in Soil, 1000 Turk Hill Road, Fairport, Monroe County, New York

				Sample Designation:	MW-10S	MW-10S	MW-10S	MW-10S
				Field Sample Name:	DUPLICATE-02	SB-10S_(10-12)	SB-10S_(14-16)	SB-10S_(16-18)
				Sample Date:	10/07/2015	10/07/2015	10/07/2015	10/07/2015
				Normal or Field Duplicate:	FD	N	N	N
				Sample Depth (ft bgs)	16 - 18	10 - 12	14 - 16	16 - 18
				Test Type:	INITIAL	INITIAL	INITIAL	INITIAL
Parameter	NYSDEC Unrestricted Use SCO	NYSDEC Commercial SCO	Unit					
N-Nitrosodiphenylamine	--	--	UG/KG	64 U	64 U	63 U	64 U	64 U
Pentachlorophenol	800	6700	UG/KG	300 U	310 U	300 U	310 U	310 U
Phenanthrene	100000	500000	UG/KG	77 U	77 U	76 U	77 U	77 U
Phenol	330	500000	UG/KG	130 U	130 U	130 U	130 U	130 U
Pyrene	100000	500000	UG/KG	78 U	79 U	78 U	79 U	79 U

Table 2. Summary of Semivolatile Organic Compounds in Soil, 1000 Turk Hill Road, Fairport, Monroe County, New York

				Sample Designation:	MW-11D	MW-11M	MW-11S	MW-11S
				Field Sample Name:	MW-11D_(28-30)	MW-11M_(20-22)	DUPLICATE-01	MW-11S_(20-22)
				Sample Date:	09/29/2015	10/01/2015	10/02/2015	10/02/2015
				Normal or Field Duplicate:	N	N	FD	N
				Sample Depth (ft bgs)	28 - 30	20 - 22	22 - 24	20 - 22
				Test Type:	INITIAL	INITIAL	INITIAL	INITIAL
Parameter	NYSDEC Unrestricted Use SCO	NYSDEC Commercial SCO	Unit					
1,2,4,5-Tetrachlorobenzene	--	--	UG/KG	90 U	91 U	88 U	86 U	
2,3,4,6-Tetrachlorophenol	--	--	UG/KG	98 U	98 U	96 U	93 U	
2,4,5-Trichlorophenol	--	--	UG/KG	68 U	68 U	67 U	65 U	
2,4,6-Trichlorophenol	--	--	UG/KG	45 U	45 U	44 U	43 U	
2,4-Dichlorophenol	--	--	UG/KG	66 U	66 U	65 U	63 U	
2,4-Dimethylphenol	--	--	UG/KG	70 U	70 U	68 U	66 U	
2,4-Dinitrophenol	--	--	UG/KG	290 U	NA	NA	NA	
2,4-Dinitrotoluene	--	--	UG/KG	72 U	72 U	70 U	68 U	
2,6-Dinitrotoluene	--	--	UG/KG	94 U	95 U	92 U	90 U	
2-Chloronaphthalene	--	--	UG/KG	59 U	59 U	58 U	56 U	
2-Chlorophenol	--	--	UG/KG	49 U	50 U	48 U	47 U	
2-Methylnaphthalene	--	--	UG/KG	62 U	62 U	61 U	59 U	
2-Methylphenol (O-Cresol)	330	500000	UG/KG	79 U	79 U	77 U	75 U	
2-Nitroaniline	--	--	UG/KG	250 U	250 U	250 U	240 U	
2-Nitrophenol	--	--	UG/KG	53 U	53 U	52 U	50 U	
3- And 4- Methylphenol (Total)	330	500000	UG/KG	150 U	150 U	140 U	140 U	
3,3'-Dichlorobenzidine	--	--	UG/KG	74 U	74 U	72 U	70 U	
3-Nitroaniline	--	--	UG/KG	380 U	380 U	370 U	360 U	
4,6-Dinitro-2-Methylphenol	--	--	UG/KG	390 U	390 U	380 U	370 U	
4-Bromophenyl Phenyl Ether	--	--	UG/KG	72 U	72 U	70 U	68 U	
4-Chloro-3-Methylphenol	--	--	UG/KG	60 U	60 U	59 U	57 U	
4-Chloroaniline	--	--	UG/KG	73 U	74 U	72 U	70 U	
4-Chlorophenyl Phenyl Ether	--	--	UG/KG	67 U	67 U	65 U	63 U	
4-Nitroaniline	--	--	UG/KG	280 U	280 U	280 U	270 U	
4-Nitrophenol	--	--	UG/KG	240 U	240 U	240 U	230 U	
Acenaphthene	20000	500000	UG/KG	64 U	64 U	63 U	61 U	
Acenaphthylene	100000	500000	UG/KG	63 U	63 U	62 U	60 U	
Acetophenone	--	--	UG/KG	110 U	110 U	110 U	110 U	
Anthracene	100000	500000	UG/KG	70 U	70 U	69 U	67 U	
Atrazine	--	--	UG/KG	210 U	210 U	210 U	200 U	
Benzaldehyde	--	--	UG/KG	150 U	150 U	150 U	150 U	

Table 2. Summary of Semivolatile Organic Compounds in Soil, 1000 Turk Hill Road, Fairport, Monroe County, New York

				Sample Designation:	MW-11D	MW-11M	MW-11S	MW-11S
				Field Sample Name:	MW-11D_(28-30)	MW-11M_(20-22)	DUPLICATE-01	MW-11S_(20-22)
				Sample Date:	09/29/2015	10/01/2015	10/02/2015	10/02/2015
				Normal or Field Duplicate:	N	N	FD	N
				Sample Depth (ft bgs)	28 - 30	20 - 22	22 - 24	20 - 22
				Test Type:	INITIAL	INITIAL	INITIAL	INITIAL
Parameter	NYSDEC Unrestricted Use SCO	NYSDEC Commercial SCO	Unit					
Benzo(A)Anthracene	1000	5600	UG/KG	56 U	56 U	55 U	53 U	
Benzo(A)Pyrene	1000	1000	UG/KG	65 U	66 U	64 U	62 U	
Benzo(B)Fluoranthene	1000	5600	UG/KG	57 U	57 U	55 U	54 U	
Benzo(G,H,I)Perylene	100000	500000	UG/KG	61 U	61 U	59 U	58 U	
Benzo(K)Fluoranthene	800	56000	UG/KG	63 U	63 U	62 U	60 U	
Benzyl Butyl Phthalate	--	--	UG/KG	74 U	74 U	73 U	71 U	
Biphenyl (Diphenyl)	--	--	UG/KG	77 U	77 U	75 U	73 U	
Bis(2-Chloroethoxy) Methane	--	--	UG/KG	44 U	44 U	43 U	42 U	
Bis(2-Chloroethyl) Ether (2-Chloroethyl Ether)	--	--	UG/KG	70 U	70 U	68 U	66 U	
Bis(2-Chloroisopropyl) Ether	--	--	UG/KG	67 U	67 U	65 U	64 U	
Bis(2-Ethylhexyl) Phthalate	--	--	UG/KG	100 NJ	56 U	55 U	110 J	
Caprolactam	--	--	UG/KG	92 U	92 U	90 U	87 U	
Carbazole	--	--	UG/KG	65 U	65 U	64 U	62 U	
Chrysene	1000	56000	UG/KG	59 U	59 U	57 U	56 U	
Dibenz(A,H)Anthracene	330	560	UG/KG	57 U	57 U	56 U	54 U	
Dibenzofuran	7000	350000	UG/KG	65 U	65 U	64 U	62 U	
Diethyl Phthalate	--	--	UG/KG	73 U	74 U	72 U	70 U	
Dimethyl Phthalate	--	--	UG/KG	69 U	69 U	68 U	66 U	
Di-N-Butyl Phthalate	--	--	UG/KG	91 U	92 U	90 U	87 U	
Di-N-Octylphthalate	--	--	UG/KG	71 U	72 U	70 U	68 U	
Fluoranthene	100000	500000	UG/KG	78 U	78 U	77 U	74 U	
Fluorene	30000	500000	UG/KG	61 U	61 U	59 U	58 U	
Hexachlorobenzene	330	6000	UG/KG	70 U	70 U	68 U	66 U	
Hexachlorobutadiene	--	--	UG/KG	42 U	42 U	41 U	40 U	
Hexachlorocyclopentadiene	--	--	UG/KG	83 U	83 U	81 U	79 U	
Hexachloroethane	--	--	UG/KG	50 U	50 U	49 U	47 U	
Indeno(1,2,3-C,D)Pyrene	500	5600	UG/KG	63 U	63 U	61 U	60 U	
Isophorone	--	--	UG/KG	59 U	60 U	58 U	57 U	
Naphthalene	12000	500000	UG/KG	53 U	54 U	52 U	51 U	
Nitrobenzene	--	--	UG/KG	57 U	57 U	56 U	54 U	
N-Nitrosodi-N-Propylamine	--	--	UG/KG	86 U	86 U	84 U	82 U	

Table 2. Summary of Semivolatile Organic Compounds in Soil, 1000 Turk Hill Road, Fairport, Monroe County, New York

				Sample Designation:	MW-11D	MW-11M	MW-11S	MW-11S
				Field Sample Name:	MW-11D_(28-30)	MW-11M_(20-22)	DUPLICATE-01	MW-11S_(20-22)
				Sample Date:	09/29/2015	10/01/2015	10/02/2015	10/02/2015
				Normal or Field Duplicate:	N	N	FD	N
				Sample Depth (ft bgs)	28 - 30	20 - 22	22 - 24	20 - 22
				Test Type:	INITIAL	INITIAL	INITIAL	INITIAL
Parameter	NYSDEC Unrestricted Use SCO	NYSDEC Commercial SCO	Unit					
N-Nitrosodiphenylamine	--	--	UG/KG	65 U	66 U	64 U	62 U	
Pentachlorophenol	800	6700	UG/KG	310 U	310 U	310 U	300 U	
Phenanthrene	100000	500000	UG/KG	78 U	79 U	77 U	75 U	
Phenol	330	500000	UG/KG	140 U	140 U	130 U	130 U	
Pyrene	100000	500000	UG/KG	80 U	80 U	79 U	76 U	

Table 2. Summary of Semivolatile Organic Compounds in Soil, 1000 Turk Hill Road, Fairport, Monroe County, New York

				Sample Designation:	MW-11S	MW-12S	MW-14S	MW-15S	MW-16S
				Field Sample Name:	MW-11S_(22-24)	SB-12S_(8-10)	SB-14S_(8-10)	SB-15S_(5-8)	SB-16S_(6-8)
				Sample Date:	10/02/2015	10/06/2015	10/13/2015	12/17/2015	10/12/2015
				Normal or Field Duplicate:	N	N	N	N	N
				Sample Depth (ft bgs)	22 - 24	8 - 10	8 - 10	5 - 8	6 - 8
				Test Type:	INITIAL	INITIAL	INITIAL	INITIAL	INITIAL
Parameter	NYSDEC Unrestricted Use SCO	NYSDEC Commercial SCO	Unit						
1,2,4,5-Tetrachlorobenzene	--	--	UG/KG	88 U	91 U	85 U	94 U	92 U	
2,3,4,6-Tetrachlorophenol	--	--	UG/KG	95 U	99 U	92 U	110 U	99 U	
2,4,5-Trichlorophenol	--	--	UG/KG	66 U	69 U	64 U	71 U	69 U	
2,4,6-Trichlorophenol	--	--	UG/KG	44 U	45 U	42 U	46 U	45 U	
2,4-Dichlorophenol	--	--	UG/KG	64 U	67 U	62 U	69 U	67 U	
2,4-Dimethylphenol	--	--	UG/KG	68 U	71 U	66 U	72 U	71 U	
2,4-Dinitrophenol	--	--	UG/KG	NA	300 U	280 U	300 U	300 U	
2,4-Dinitrotoluene	--	--	UG/KG	70 U	73 U	68 U	75 U	73 U	
2,6-Dinitrotoluene	--	--	UG/KG	92 U	96 U	89 U	98 U	96 U	
2-Chloronaphthalene	--	--	UG/KG	58 U	60 U	56 U	61 U	60 U	
2-Chlorophenol	--	--	UG/KG	48 U	50 U	47 U	51 U	50 U	
2-Methylnaphthalene	--	--	UG/KG	60 U	63 U	58 U	64 U	63 U	
2-Methylphenol (O-Cresol)	330	500000	UG/KG	77 U	80 U	74 U	82 U	80 U	
2-Nitroaniline	--	--	UG/KG	240 U	250 U	240 U	260 U	250 U	
2-Nitrophenol	--	--	UG/KG	51 U	53 U	50 U	55 U	54 U	
3- And 4- Methylphenol (Total)	330	500000	UG/KG	140 U	150 U	140 U	150 U	150 U	
3,3'-Dichlorobenzidine	--	--	UG/KG	72 U	75 U	70 U	76 U	75 U	
3-Nitroaniline	--	--	UG/KG	370 U	390 U	360 U	390 U	390 U	
4,6-Dinitro-2-Methylphenol	--	--	UG/KG	380 U	400 U	370 U	410 U	400 U	
4-Bromophenyl Phenyl Ether	--	--	UG/KG	70 U	73 U	68 U	75 U	73 U	
4-Chloro-3-Methylphenol	--	--	UG/KG	58 U	61 U	57 U	62 U	61 U	
4-Chloroaniline	--	--	UG/KG	72 U	74 U	69 U	76 U	75 U	
4-Chlorophenyl Phenyl Ether	--	--	UG/KG	65 U	67 U	63 U	69 U	68 U	
4-Nitroaniline	--	--	UG/KG	280 U	290 U	270 U	290 U	290 U	
4-Nitrophenol	--	--	UG/KG	240 U	240 U	230 U	250 U	250 U	
Acenaphthene	20000	500000	UG/KG	62 U	65 U	60 U	66 U	65 U	
Acenaphthylene	100000	500000	UG/KG	61 U	64 U	60 U	65 U	64 U	
Acetophenone	--	--	UG/KG	110 U	110 U	110 U	120 U	110 U	
Anthracene	100000	500000	UG/KG	68 U	71 U	66 U	73 U	71 U	
Atrazine	--	--	UG/KG	210 U	220 U	200 U	220 U	220 U	
Benzaldehyde	--	--	UG/KG	150 U	150 U	140 U	160 U	160 U	

Table 2. Summary of Semivolatile Organic Compounds in Soil, 1000 Turk Hill Road, Fairport, Monroe County, New York

				Sample Designation:	MW-11S	MW-12S	MW-14S	MW-15S	MW-16S
				Field Sample Name:	MW-11S_(22-24)	SB-12S_(8-10)	SB-14S_(8-10)	SB-15S_(5-8)	SB-16S_(6-8)
				Sample Date:	10/02/2015	10/06/2015	10/13/2015	12/17/2015	10/12/2015
				Normal or Field Duplicate:	N	N	N	N	N
				Sample Depth (ft bgs)	22 - 24	8 - 10	8 - 10	5 - 8	6 - 8
				Test Type:	INITIAL	INITIAL	INITIAL	INITIAL	INITIAL
Parameter	NYSDEC Unrestricted Use SCO	NYSDEC Commercial SCO	Unit						
Benzo(A)Anthracene	1000	5600	UG/KG	55 U	57 U	53 U	58 U	57 U	
Benzo(A)Pyrene	1000	1000	UG/KG	64 U	66 U	62 U	68 U	66 U	
Benzo(B)Fluoranthene	1000	5600	UG/KG	55 U	57 U	54 U	59 U	69 J	
Benzo(G,H,I)Perylene	100000	500000	UG/KG	59 U	62 U	57 U	63 U	62 U	
Benzo(K)Fluoranthene	800	56000	UG/KG	61 U	64 U	60 U	65 U	64 U	
Benzyl Butyl Phthalate	--	--	UG/KG	72 U	75 U	70 U	77 U	75 U	
Biphenyl (Diphenyl)	--	--	UG/KG	75 U	78 U	73 U	80 U	78 U	
Bis(2-Chloroethoxy) Methane	--	--	UG/KG	43 U	45 U	42 U	46 U	45 U	
Bis(2-Chloroethyl) Ether (2-Chloroethyl Ether)	--	--	UG/KG	68 U	70 U	66 U	72 U	71 U	
Bis(2-Chloroisopropyl) Ether	--	--	UG/KG	65 U	68 U	63 U	69 U	68 U	
Bis(2-Ethylhexyl) Phthalate	--	--	UG/KG	54 U	160 J	210 U	160 U	240 U	
Caprolactam	--	--	UG/KG	89 U	93 U	87 U	95 U	350 J	
Carbazole	--	--	UG/KG	63 U	66 U	61 U	67 U	66 U	
Chrysene	1000	56000	UG/KG	57 U	59 U	55 U	61 U	60 U	
Dibenz(A,H)Anthracene	330	560	UG/KG	55 U	58 U	54 U	59 U	58 U	
Dibenzofuran	7000	350000	UG/KG	63 U	66 U	62 U	68 U	66 U	
Diethyl Phthalate	--	--	UG/KG	72 U	74 U	69 U	76 U	75 U	
Dimethyl Phthalate	--	--	UG/KG	67 U	70 U	65 U	72 U	70 U	
Di-N-Butyl Phthalate	--	--	UG/KG	89 U	93 U	86 U	95 U	110 U	
Di-N-Octylphthalate	--	--	UG/KG	70 U	72 U	68 U	74 U	73 U	
Fluoranthene	100000	500000	UG/KG	76 U	79 U	74 U	81 U	110 J	
Fluorene	30000	500000	UG/KG	59 U	62 U	57 U	63 U	62 U	
Hexachlorobenzene	330	6000	UG/KG	68 U	70 U	66 U	72 U	71 U	
Hexachlorobutadiene	--	--	UG/KG	41 U	42 U	39 U	43 U	42 U	
Hexachlorocyclopentadiene	--	--	UG/KG	81 U	84 U	79 U	86 U	84 U	
Hexachloroethane	--	--	UG/KG	48 U	50 U	47 U	52 U	50 U	
Indeno(1,2,3-C,D)Pyrene	500	5600	UG/KG	61 U	63 U	59 U	65 U	64 U	
Isophorone	--	--	UG/KG	58 U	60 U	5400 U	62 U	3300 U	
Naphthalene	12000	500000	UG/KG	52 U	54 U	51 U	55 U	54 U	
Nitrobenzene	--	--	UG/KG	56 U	58 U	54 U	59 U	58 U	
N-Nitrosodi-N-Propylamine	--	--	UG/KG	83 U	87 U	81 U	89 U	87 U	

Table 2. Summary of Semivolatile Organic Compounds in Soil, 1000 Turk Hill Road, Fairport, Monroe County, New York

				Sample Designation:	MW-11S	MW-12S	MW-14S	MW-15S	MW-16S
				Field Sample Name:	MW-11S_(22-24)	SB-12S_(8-10)	SB-14S_(8-10)	SB-15S_(5-8)	SB-16S_(6-8)
				Sample Date:	10/02/2015	10/06/2015	10/13/2015	12/17/2015	10/12/2015
				Normal or Field Duplicate:	N	N	N	N	N
				Sample Depth (ft bgs)	22 - 24	8 - 10	8 - 10	5 - 8	6 - 8
				Test Type:	INITIAL	INITIAL	INITIAL	INITIAL	INITIAL
Parameter	NYSDEC Unrestricted Use SCO	NYSDEC Commercial SCO	Unit						
N-Nitrosodiphenylamine	--	--	UG/KG	64 U	66 U	62 U	68 U	66 U	
Pentachlorophenol	800	6700	UG/KG	300 U	320 U	290 U	320 U	320 U	
Phenanthrene	100000	500000	UG/KG	76 U	79 U	74 U	81 U	80 U	
Phenol	330	500000	UG/KG	130 U	140 U	130 U	140 U	140 U	
Pyrene	100000	500000	UG/KG	78 U	81 U	76 U	83 U	92 J	

Table 2. Summary of Semivolatile Organic Compounds in Soil, 1000 Turk Hill Road, Fairport, Monroe County, New York

Sample Designation: Field Sample Name: Sample Date: Normal or Field Duplicate: Sample Depth (ft bgs) Test Type:				MW-1S	MW-2D	MW-2M	MW-2S
				SB-1-S_(6.4-8)	SB_MW-2-D_(13-15)	SB_MW-2-M_(11-13)	SB_MW-2-S_(9-11)
				12/17/2015	12/29/2015	12/28/2015	12/28/2015
				N	N	N	N
				6.4 - 8	13 - 15	11 - 13	9 - 11
				INITIAL	INITIAL	INITIAL	INITIAL
Parameter	NYSDEC Unrestricted Use SCO	NYSDEC Commercial SCO	Unit				
1,2,4,5-Tetrachlorobenzene	--	--	UG/KG	91 U	88 U	94 U	94 U
2,3,4,6-Tetrachlorophenol	--	--	UG/KG	99 U	95 U	110 U	110 U
2,4,5-Trichlorophenol	--	--	UG/KG	69 U	66 U	71 U	71 U
2,4,6-Trichlorophenol	--	--	UG/KG	45 U	43 U	46 U	47 U
2,4-Dichlorophenol	--	--	UG/KG	67 U	64 U	69 U	69 U
2,4-Dimethylphenol	--	--	UG/KG	70 U	68 U	72 U	73 U
2,4-Dinitrophenol	--	--	UG/KG	290 U	280 U	300 U	300 U
2,4-Dinitrotoluene	--	--	UG/KG	73 U	70 U	75 U	75 U
2,6-Dinitrotoluene	--	--	UG/KG	95 U	92 U	98 U	99 U
2-Chloronaphthalene	--	--	UG/KG	60 U	58 U	62 U	62 U
2-Chlorophenol	--	--	UG/KG	50 U	48 U	51 U	52 U
2-Methylnaphthalene	--	--	UG/KG	63 U	60 U	64 U	65 U
2-Methylphenol (O-Cresol)	330	500000	UG/KG	79 U	76 U	82 U	82 U
2-Nitroaniline	--	--	UG/KG	250 U	240 U	260 U	260 U
2-Nitrophenol	--	--	UG/KG	53 U	51 U	55 U	55 U
3- And 4- Methylphenol (Total)	330	500000	UG/KG	150 U	140 U	150 U	150 U
3,3'-Dichlorobenzidine	--	--	UG/KG	74 U	72 U	77 U	77 U
3-Nitroaniline	--	--	UG/KG	380 U	370 U	400 U	400 U
4,6-Dinitro-2-Methylphenol	--	--	UG/KG	400 U	380 U	410 U	410 U
4-Bromophenyl Phenyl Ether	--	--	UG/KG	73 U	70 U	75 U	75 U
4-Chloro-3-Methylphenol	--	--	UG/KG	60 U	58 U	62 U	62 U
4-Chloroaniline	--	--	UG/KG	74 U	71 U	76 U	77 U
4-Chlorophenyl Phenyl Ether	--	--	UG/KG	67 U	65 U	69 U	69 U
4-Nitroaniline	--	--	UG/KG	290 U	280 U	290 U	300 U
4-Nitrophenol	--	--	UG/KG	240 U	230 U	250 U	250 U
Acenaphthene	20000	500000	UG/KG	64 U	62 U	66 U	67 U
Acenaphthylene	100000	500000	UG/KG	64 U	61 U	66 U	66 U
Acetophenone	--	--	UG/KG	110 U	110 U	120 U	120 U
Anthracene	100000	500000	UG/KG	71 U	68 U	73 U	73 U
Atrazine	--	--	UG/KG	220 U	210 U	220 U	220 U
Benzaldehyde	--	--	UG/KG	150 U	150 UJ	160 UJ	160 UJ

Table 2. Summary of Semivolatile Organic Compounds in Soil, 1000 Turk Hill Road, Fairport, Monroe County, New York

				Sample Designation:	MW-1S	MW-2D	MW-2M	MW-2S
				Field Sample Name:	SB-1-S_(6.4-8)	SB_MW-2-D_(13-15)	SB_MW-2-M_(11-13)	SB_MW-2-S_(9-11)
				Sample Date:	12/17/2015	12/29/2015	12/28/2015	12/28/2015
				Normal or Field Duplicate:	N	N	N	N
				Sample Depth (ft bgs)	6.4 - 8	13 - 15	11 - 13	9 - 11
				Test Type:	INITIAL	INITIAL	INITIAL	INITIAL
Parameter	NYSDEC Unrestricted Use SCO	NYSDEC Commercial SCO	Unit					
Benzo(A)Anthracene	1000	5600	UG/KG	57 U	55 U	58 U	59 U	
Benzo(A)Pyrene	1000	1000	UG/KG	66 U	64 U	68 U	68 U	
Benzo(B)Fluoranthene	1000	5600	UG/KG	57 U	55 U	59 U	59 U	
Benzo(G,H,I)Perylene	100000	500000	UG/KG	61 U	59 U	63 U	63 U	
Benzo(K)Fluoranthene	800	56000	UG/KG	64 U	61 U	66 U	66 U	
Benzyl Butyl Phthalate	--	--	UG/KG	75 U	72 U	77 U	77 U	
Biphenyl (Diphenyl)	--	--	UG/KG	77 U	75 U	80 U	80 U	
Bis(2-Chloroethoxy) Methane	--	--	UG/KG	45 U	43 U	46 U	46 U	
Bis(2-Chloroethyl) Ether (2-Chloroethyl Ether)	--	--	UG/KG	70 U	68 U	72 U	73 U	
Bis(2-Chloroisopropyl) Ether	--	--	UG/KG	67 U	65 U	69 U	70 U	
Bis(2-Ethylhexyl) Phthalate	--	--	UG/KG	130 U	660 U	210 U	170 U	
Caprolactam	--	--	UG/KG	93 U	89 U	95 U	96 U	
Carbazole	--	--	UG/KG	66 U	63 U	67 U	68 U	
Chrysene	1000	56000	UG/KG	59 U	57 U	61 U	61 U	
Dibenz(A,H)Anthracene	330	560	UG/KG	57 U	55 U	59 U	59 U	
Dibenzofuran	7000	350000	UG/KG	66 U	63 U	68 U	68 U	
Diethyl Phthalate	--	--	UG/KG	74 U	71 U	76 U	77 U	
Dimethyl Phthalate	--	--	UG/KG	70 U	67 U	72 U	72 U	
Di-N-Butyl Phthalate	--	--	UG/KG	95 U	170 U	100 U	96 U	
Di-N-Octylphthalate	--	--	UG/KG	72 U	69 U	74 U	75 U	
Fluoranthene	100000	500000	UG/KG	79 U	76 U	81 U	82 U	
Fluorene	30000	500000	UG/KG	61 U	59 U	63 U	63 U	
Hexachlorobenzene	330	6000	UG/KG	70 U	68 U	72 U	73 U	
Hexachlorobutadiene	--	--	UG/KG	42 U	40 U	43 U	43 U	
Hexachlorocyclopentadiene	--	--	UG/KG	84 U	81 U	86 U	87 U	
Hexachloroethane	--	--	UG/KG	50 U	48 U	52 U	52 U	
Indeno(1,2,3-C,D)Pyrene	500	5600	UG/KG	63 U	61 U	65 U	65 U	
Isophorone	--	--	UG/KG	60 U	58 U	62 U	62 U	
Naphthalene	12000	500000	UG/KG	54 U	52 U	56 U	56 U	
Nitrobenzene	--	--	UG/KG	58 U	55 U	59 U	59 U	
N-Nitrosodi-N-Propylamine	--	--	UG/KG	86 U	83 U	89 U	89 U	

Table 2. Summary of Semivolatile Organic Compounds in Soil, 1000 Turk Hill Road, Fairport, Monroe County, New York

				Sample Designation:	MW-1S	MW-2D	MW-2M	MW-2S
				Field Sample Name:	SB-1-S_(6.4-8)	SB_MW-2-D_(13-15)	SB_MW-2-M_(11-13)	SB_MW-2-S_(9-11)
				Sample Date:	12/17/2015	12/29/2015	12/28/2015	12/28/2015
				Normal or Field Duplicate:	N	N	N	N
				Sample Depth (ft bgs)	6.4 - 8	13 - 15	11 - 13	9 - 11
				Test Type:	INITIAL	INITIAL	INITIAL	INITIAL
Parameter	NYSDEC Unrestricted Use SCO	NYSDEC Commercial SCO	Unit					
N-Nitrosodiphenylamine	--	--	UG/KG	66 U	63 U	68 U	68 U	
Pentachlorophenol	800	6700	UG/KG	320 U	300 UJ	320 UJ	330 UJ	
Phenanthrene	100000	500000	UG/KG	79 U	76 U	82 U	82 U	
Phenol	330	500000	UG/KG	140 U	130 U	140 U	140 U	
Pyrene	100000	500000	UG/KG	81 U	78 U	83 U	84 U	

Table 2. Summary of Semivolatile Organic Compounds in Soil, 1000 Turk Hill Road, Fairport, Monroe County, New York

				Sample Designation:	MW-3S	MW-4S	MW-5S	MW-6D	MW-6D
				Field Sample Name:	SB-3_(5-8)	SB-04S_(7-9)	SB-5S_(8-9)	DUPLICATE_03	SB-06D_(9-11)
				Sample Date:	12/17/2015	01/05/2016	10/05/2015	01/07/2016	01/06/2016
				Normal or Field Duplicate:	N	N	N	FD	N
				Sample Depth (ft bgs)	5 - 8	7 - 9	8 - 9	9 - 11	9 - 11
				Test Type:	INITIAL	INITIAL	INITIAL	INITIAL	INITIAL
Parameter	NYSDEC Unrestricted Use SCO	NYSDEC Commercial SCO	Unit						
1,2,4,5-Tetrachlorobenzene	--	--	UG/KG	95 U	99 U	99 U	91 U	92 U	
2,3,4,6-Tetrachlorophenol	--	--	UG/KG	110 U	110 U	110 U	99 U	99 U	
2,4,5-Trichlorophenol	--	--	UG/KG	72 U	74 U	74 U	69 U	69 U	
2,4,6-Trichlorophenol	--	--	UG/KG	47 U	49 U	49 U	45 U	45 U	
2,4-Dichlorophenol	--	--	UG/KG	70 U	72 U	72 U	67 U	67 U	
2,4-Dimethylphenol	--	--	UG/KG	73 U	76 U	76 U	71 U	71 U	
2,4-Dinitrophenol	--	--	UG/KG	310 U	320 U	320 U	290 U	300 U	
2,4-Dinitrotoluene	--	--	UG/KG	76 U	79 U	78 U	73 U	73 U	
2,6-Dinitrotoluene	--	--	UG/KG	99 U	110 U	110 U	96 U	96 U	
2-Chloronaphthalene	--	--	UG/KG	62 U	65 U	65 U	60 U	60 U	
2-Chlorophenol	--	--	UG/KG	52 U	54 U	54 U	50 U	50 U	
2-Methylnaphthalene	--	--	UG/KG	65 U	68 U	68 U	63 U	63 U	
2-Methylphenol (O-Cresol)	330	500000	UG/KG	83 U	86 U	86 U	80 U	80 U	
2-Nitroaniline	--	--	UG/KG	260 U	270 U	270 U	250 U	250 U	
2-Nitrophenol	--	--	UG/KG	55 U	58 U	58 U	53 U	54 U	
3- And 4- Methylphenol (Total)	330	500000	UG/KG	150 U	160 U	160 U	150 U	150 U	
3,3'-Dichlorobenzidine	--	--	UG/KG	77 U	81 U	80 U	75 U	75 U	
3-Nitroaniline	--	--	UG/KG	400 U	420 U	410 U	390 U	390 U	
4,6-Dinitro-2-Methylphenol	--	--	UG/KG	410 U	430 U	430 U	400 U	400 U	
4-Bromophenyl Phenyl Ether	--	--	UG/KG	76 U	79 U	79 U	73 U	73 U	
4-Chloro-3-Methylphenol	--	--	UG/KG	63 U	65 U	65 U	61 U	61 U	
4-Chloroaniline	--	--	UG/KG	77 U	80 U	80 U	74 U	75 U	
4-Chlorophenyl Phenyl Ether	--	--	UG/KG	70 U	73 U	73 U	67 U	68 U	
4-Nitroaniline	--	--	UG/KG	300 U	310 U	310 U	290 U	290 U	
4-Nitrophenol	--	--	UG/KG	250 U	260 U	260 U	240 U	250 U	
Acenaphthene	20000	500000	UG/KG	67 U	70 U	70 U	65 U	65 U	
Acenaphthylene	100000	500000	UG/KG	66 U	69 U	69 U	64 U	64 U	
Acetophenone	--	--	UG/KG	120 U	120 U	120 U	110 U	110 U	
Anthracene	100000	500000	UG/KG	74 U	79 J	77 U	71 U	71 U	
Atrazine	--	--	UG/KG	220 U	230 U	230 U	220 U	220 U	
Benzaldehyde	--	--	UG/KG	160 U	170 U	170 U	150 UJ	160 UJ	

Table 2. Summary of Semivolatile Organic Compounds in Soil, 1000 Turk Hill Road, Fairport, Monroe County, New York

				Sample Designation:	MW-3S	MW-4S	MW-5S	MW-6D	MW-6D
				Field Sample Name:	SB-3_(5-8)	SB-04S_(7-9)	SB-5S_(8-9)	DUPLICATE_03	SB-06D_(9-11)
				Sample Date:	12/17/2015	01/05/2016	10/05/2015	01/07/2016	01/06/2016
				Normal or Field Duplicate:	N	N	N	FD	N
				Sample Depth (ft bgs)	5 - 8	7 - 9	8 - 9	9 - 11	9 - 11
				Test Type:	INITIAL	INITIAL	INITIAL	INITIAL	INITIAL
Parameter	NYSDEC Unrestricted Use SCO	NYSDEC Commercial SCO	Unit						
Benzo(A)Anthracene	1000	5600	UG/KG	59 U	250 J	61 U	57 U	57 U	
Benzo(A)Pyrene	1000	1000	UG/KG	69 U	260 J	71 U	66 U	67 U	
Benzo(B)Fluoranthene	1000	5600	UG/KG	60 U	380 J	62 U	57 U	58 U	
Benzo(G,H,I)Perylene	100000	500000	UG/KG	64 U	160 J	66 U	61 U	62 U	
Benzo(K)Fluoranthene	800	56000	UG/KG	66 U	130 J	69 U	64 U	64 U	
Benzyl Butyl Phthalate	--	--	UG/KG	78 U	81 U	81 U	75 U	76 U	
Biphenyl (Diphenyl)	--	--	UG/KG	81 U	84 U	84 U	78 U	78 U	
Bis(2-Chloroethoxy) Methane	--	--	UG/KG	47 U	48 U	48 U	45 U	45 U	
Bis(2-Chloroethyl) Ether (2-Chloroethyl Ether)	--	--	UG/KG	73 U	76 U	76 U	70 U	71 U	
Bis(2-Chloroisopropyl) Ether	--	--	UG/KG	70 U	73 U	73 U	68 U	68 U	
Bis(2-Ethylhexyl) Phthalate	--	--	UG/KG	100 U	370 U	73 J	290 U	280 U	
Caprolactam	--	--	UG/KG	96 U	100 U	100 U	93 U	93 U	
Carbazole	--	--	UG/KG	68 U	71 U	71 U	66 U	66 U	
Chrysene	1000	56000	UG/KG	62 U	270 J	64 U	59 U	60 U	
Dibenz(A,H)Anthracene	330	560	UG/KG	60 U	62 U	62 U	58 U	58 U	
Dibenzofuran	7000	350000	UG/KG	68 U	71 U	71 U	66 U	66 U	
Diethyl Phthalate	--	--	UG/KG	77 U	80 U	80 U	110 J	75 U	
Dimethyl Phthalate	--	--	UG/KG	73 U	75 U	75 U	70 U	70 U	
Di-N-Butyl Phthalate	--	--	UG/KG	96 U	150 U	100 U	270 U	180 U	
Di-N-Octylphthalate	--	--	UG/KG	75 U	78 U	78 U	72 U	73 U	
Fluoranthene	100000	500000	UG/KG	82 U	520	85 U	79 U	80 U	
Fluorene	30000	500000	UG/KG	64 U	66 U	66 U	61 U	62 U	
Hexachlorobenzene	330	6000	UG/KG	73 U	76 U	76 U	70 U	71 U	
Hexachlorobutadiene	--	--	UG/KG	44 U	45 U	45 U	42 U	42 U	
Hexachlorocyclopentadiene	--	--	UG/KG	87 U	91 U	91 U	84 U	85 U	
Hexachloroethane	--	--	UG/KG	52 U	54 U	54 U	50 U	51 U	
Indeno(1,2,3-C,D)Pyrene	500	5600	UG/KG	66 U	170 J	68 U	63 U	64 U	
Isophorone	--	--	UG/KG	62 U	65 U	65 U	60 U	60 U	
Naphthalene	12000	500000	UG/KG	56 U	58 U	58 U	54 U	54 U	
Nitrobenzene	--	--	UG/KG	60 U	62 U	62 U	58 U	58 U	
N-Nitrosodi-N-Propylamine	--	--	UG/KG	90 U	94 U	93 U	87 U	87 U	

Table 2. Summary of Semivolatile Organic Compounds in Soil, 1000 Turk Hill Road, Fairport, Monroe County, New York

				Sample Designation:	MW-3S	MW-4S	MW-5S	MW-6D	MW-6D
				Field Sample Name:	SB-3_(5-8)	SB-04S_(7-9)	SB-5S_(8-9)	DUPLICATE_03	SB-06D_(9-11)
				Sample Date:	12/17/2015	01/05/2016	10/05/2015	01/07/2016	01/06/2016
				Normal or Field Duplicate:	N	N	N	FD	N
				Sample Depth (ft bgs)	5 - 8	7 - 9	8 - 9	9 - 11	9 - 11
				Test Type:	INITIAL	INITIAL	INITIAL	INITIAL	INITIAL
Parameter	NYSDEC Unrestricted Use SCO	NYSDEC Commercial SCO	Unit						
N-Nitrosodiphenylamine	--	--	UG/KG	69 U	71 U	71 U	66 U	66 U	
Pentachlorophenol	800	6700	UG/KG	330 U	340 U	340 U	320 U	320 U	
Phenanthrene	100000	500000	UG/KG	83 U	340 J	86 U	79 U	80 U	
Phenol	330	500000	UG/KG	140 U	150 U	150 U	140 U	140 U	
Pyrene	100000	500000	UG/KG	84 U	460	88 U	81 U	82 U	

Table 2. Summary of Semivolatile Organic Compounds in Soil, 1000 Turk Hill Road, Fairport, Monroe County, New York

				Sample Designation:	MW-6M	MW-6S	MW-7S	MW-7S	MW-8S
				Field Sample Name:	SB-06M_(9-11)	SB-06S_(11-13)	Duplicate_02	SB-07S_(9-11)	SB-8S_(5-8)
				Sample Date:	01/05/2016	01/04/2016	01/05/2016	01/04/2016	12/14/2015
				Normal or Field Duplicate:	N	N	N	N	N
				Sample Depth (ft bgs)	9 - 11	11 - 13	9 - 11	9 - 11	5 - 8
				Test Type:	INITIAL	INITIAL	INITIAL	INITIAL	INITIAL
Parameter	NYSDEC Unrestricted Use SCO	NYSDEC Commercial SCO	Unit						
1,2,4,5-Tetrachlorobenzene	--	--	UG/KG	92 U	88 U	91 U	93 U	97 U	
2,3,4,6-Tetrachlorophenol	--	--	UG/KG	99 U	96 U	98 U	100 U	110 U	
2,4,5-Trichlorophenol	--	--	UG/KG	69 U	67 U	68 U	70 U	73 U	
2,4,6-Trichlorophenol	--	--	UG/KG	45 U	44 U	45 U	46 U	48 U	
2,4-Dichlorophenol	--	--	UG/KG	67 U	65 U	67 U	68 U	71 U	
2,4-Dimethylphenol	--	--	UG/KG	71 U	68 U	70 U	71 U	75 U	
2,4-Dinitrophenol	--	--	UG/KG	300 U	290 U	290 U	300 U	310 U	
2,4-Dinitrotoluene	--	--	UG/KG	73 U	70 U	72 U	74 U	77 U	
2,6-Dinitrotoluene	--	--	UG/KG	96 U	92 U	95 U	97 U	110 U	
2-Chloronaphthalene	--	--	UG/KG	60 U	58 U	60 U	61 U	64 U	
2-Chlorophenol	--	--	UG/KG	50 U	48 U	50 U	51 U	53 U	
2-Methylnaphthalene	--	--	UG/KG	63 U	61 U	62 U	63 U	67 U	
2-Methylphenol (O-Cresol)	330	500000	UG/KG	80 U	77 U	79 U	81 U	85 U	
2-Nitroaniline	--	--	UG/KG	250 U	250 U	250 U	260 U	270 U	
2-Nitrophenol	--	--	UG/KG	53 U	52 U	53 U	54 U	57 U	
3- And 4- Methylphenol (Total)	330	500000	UG/KG	150 U	140 U	150 U	150 U	160 U	
3,3'-Dichlorobenzidine	--	--	UG/KG	75 U	72 U	74 U	75 U	79 U	
3-Nitroaniline	--	--	UG/KG	390 U	370 U	380 U	390 U	410 U	
4,6-Dinitro-2-Methylphenol	--	--	UG/KG	400 U	380 U	400 U	400 U	420 U	
4-Bromophenyl Phenyl Ether	--	--	UG/KG	73 U	70 U	72 U	74 U	77 U	
4-Chloro-3-Methylphenol	--	--	UG/KG	61 U	59 U	60 U	61 U	64 U	
4-Chloroaniline	--	--	UG/KG	74 U	72 U	74 U	75 U	79 U	
4-Chlorophenyl Phenyl Ether	--	--	UG/KG	67 U	65 U	67 U	68 U	72 U	
4-Nitroaniline	--	--	UG/KG	290 U	280 U	290 U	290 U	300 U	
4-Nitrophenol	--	--	UG/KG	240 U	240 U	240 U	250 U	260 U	
Acenaphthene	20000	500000	UG/KG	65 U	63 U	64 U	65 U	69 U	
Acenaphthylene	100000	500000	UG/KG	73 J	62 U	63 U	65 U	68 U	
Acetophenone	--	--	UG/KG	110 U	110 U	110 U	110 U	120 U	
Anthracene	100000	500000	UG/KG	71 U	69 U	71 U	72 U	76 U	
Atrazine	--	--	UG/KG	220 U	210 U	210 U	220 U	230 U	
Benzaldehyde	--	--	UG/KG	160 U	150 U	150 U	160 U	160 U	

Table 2. Summary of Semivolatile Organic Compounds in Soil, 1000 Turk Hill Road, Fairport, Monroe County, New York

				Sample Designation:	MW-6M	MW-6S	MW-7S	MW-7S	MW-8S
				Field Sample Name:	SB-06M_(9-11)	SB-06S_(11-13)	Duplicate_02	SB-07S_(9-11)	SB-8S_(5-8)
				Sample Date:	01/05/2016	01/04/2016	01/05/2016	01/04/2016	12/14/2015
				Normal or Field Duplicate:	N	N	N	N	N
				Sample Depth (ft bgs)	9 - 11	11 - 13	9 - 11	9 - 11	5 - 8
				Test Type:	INITIAL	INITIAL	INITIAL	INITIAL	INITIAL
Parameter	NYSDEC Unrestricted Use SCO	NYSDEC Commercial SCO	Unit						
Benzo(A)Anthracene	1000	5600	UG/KG	57 U	55 U	56 U	57 U	60 U	
Benzo(A)Pyrene	1000	1000	UG/KG	66 U	64 U	66 U	67 U	70 U	
Benzo(B)Fluoranthene	1000	5600	UG/KG	57 U	55 U	57 U	58 U	61 U	
Benzo(G,H,I)Perylene	100000	500000	UG/KG	62 U	60 U	61 U	62 U	65 U	
Benzo(K)Fluoranthene	800	56000	UG/KG	64 U	62 U	63 U	65 U	68 U	
Benzyl Butyl Phthalate	--	--	UG/KG	75 U	73 U	75 U	76 U	80 U	
Biphenyl (Diphenyl)	--	--	UG/KG	78 U	75 U	77 U	79 U	83 U	
Bis(2-Chloroethoxy) Methane	--	--	UG/KG	45 U	43 U	45 U	45 U	48 U	
Bis(2-Chloroethyl) Ether (2-Chloroethyl Ether)	--	--	UG/KG	70 U	68 U	70 U	71 U	75 U	
Bis(2-Chloroisopropyl) Ether	--	--	UG/KG	68 U	65 U	67 U	68 U	72 U	
Bis(2-Ethylhexyl) Phthalate	--	--	UG/KG	300 U	410 U	200 U	270 U	150 U	
Caprolactam	--	--	UG/KG	93 U	90 U	92 U	94 U	99 U	
Carbazole	--	--	UG/KG	66 U	64 U	65 U	66 U	70 U	
Chrysene	1000	56000	UG/KG	59 U	57 U	59 U	60 U	63 U	
Dibenz(A,H)Anthracene	330	560	UG/KG	58 U	56 U	57 U	58 U	61 U	
Dibenzofuran	7000	350000	UG/KG	66 U	64 U	65 U	67 U	70 U	
Diethyl Phthalate	--	--	UG/KG	74 U	72 U	74 U	75 U	79 U	
Dimethyl Phthalate	--	--	UG/KG	70 U	68 U	69 U	71 U	74 U	
Di-N-Butyl Phthalate	--	--	UG/KG	150 U	160 U	92 U	150 U	130 U	
Di-N-Octylphthalate	--	--	UG/KG	72 U	70 U	72 U	73 U	77 U	
Fluoranthene	100000	500000	UG/KG	87 J	77 U	79 U	80 U	84 U	
Fluorene	30000	500000	UG/KG	62 U	60 U	61 U	62 U	65 U	
Hexachlorobenzene	330	6000	UG/KG	70 U	68 U	70 U	71 U	75 U	
Hexachlorobutadiene	--	--	UG/KG	42 U	41 U	42 U	43 U	45 U	
Hexachlorocyclopentadiene	--	--	UG/KG	84 U	81 U	84 U	85 U	89 U	
Hexachloroethane	--	--	UG/KG	50 U	49 U	50 U	51 U	53 U	
Indeno(1,2,3-C,D)Pyrene	500	5600	UG/KG	64 U	61 U	63 U	64 U	67 U	
Isophorone	--	--	UG/KG	60 U	58 U	60 U	61 U	64 U	
Naphthalene	12000	500000	UG/KG	54 U	52 U	54 U	55 U	57 U	
Nitrobenzene	--	--	UG/KG	58 U	56 U	57 U	58 U	61 U	
N-Nitrosodi-N-Propylamine	--	--	UG/KG	87 U	84 U	86 U	88 U	92 U	

Table 2. Summary of Semivolatile Organic Compounds in Soil, 1000 Turk Hill Road, Fairport, Monroe County, New York

				Sample Designation:	MW-6M	MW-6S	MW-7S	MW-7S	MW-8S
				Field Sample Name:	SB-06M_(9-11)	SB-06S_(11-13)	Duplicate_02	SB-07S_(9-11)	SB-8S_(5-8)
				Sample Date:	01/05/2016	01/04/2016	01/05/2016	01/04/2016	12/14/2015
				Normal or Field Duplicate:	N	N	N	N	N
				Sample Depth (ft bgs)	9 - 11	11 - 13	9 - 11	9 - 11	5 - 8
				Test Type:	INITIAL	INITIAL	INITIAL	INITIAL	INITIAL
Parameter	NYSDEC Unrestricted Use SCO	NYSDEC Commercial SCO	Unit						
N-Nitrosodiphenylamine	--	--	UG/KG	66 U	64 U	66 U	67 U	70 U	
Pentachlorophenol	800	6700	UG/KG	320 U	310 U	310 U	320 U	340 U	
Phenanthrene	100000	500000	UG/KG	87 J	77 U	79 U	80 U	84 U	
Phenol	330	500000	UG/KG	140 U	130 U	140 U	140 U	150 U	
Pyrene	100000	500000	UG/KG	100 J	79 U	81 U	82 U	86 U	

Table 2. Summary of Semivolatile Organic Compounds in Soil, 1000 Turk Hill Road, Fairport, Monroe County, New York

				Sample Designation:	MW-9S	MW-9S	SB-17	SB-18	SB-19
				Field Sample Name:	SB-9S_(6-8)	SB-9S_(6-8)DL	SB-17_(14-15)	SB-18_(2-4)	SB-19_(14-15.3)
				Sample Date:	10/07/2015	10/07/2015	01/07/2016	01/07/2016	01/07/2016
				Normal or Field Duplicate:	N	N	N	N	N
				Sample Depth (ft bgs)	6 - 8	6 - 8	14 - 15	2 - 4	14 - 15.3
				Test Type:	INITIAL	DILUTION1	INITIAL	INITIAL	INITIAL
Parameter	NYSDEC Unrestricted Use SCO	NYSDEC Commercial SCO	Unit						
1,2,4,5-Tetrachlorobenzene	--	--	UG/KG	540 U	1100 U	95 U	91 U	90 U	
2,3,4,6-Tetrachlorophenol	--	--	UG/KG	580 U	1200 U	110 U	98 U	98 U	
2,4,5-Trichlorophenol	--	--	UG/KG	410 U	800 U	72 U	69 U	68 U	
2,4,6-Trichlorophenol	--	--	UG/KG	270 U	530 U	47 U	45 U	45 U	
2,4-Dichlorophenol	--	--	UG/KG	400 U	780 U	70 U	67 U	66 U	
2,4-Dimethylphenol	--	--	UG/KG	420 U	820 U	73 U	70 U	70 U	
2,4-Dinitrophenol	--	--	UG/KG	NA	3400 U	310 U	290 U	290 U	
2,4-Dinitrotoluene	--	--	UG/KG	430 U	850 U	76 U	72 U	72 U	
2,6-Dinitrotoluene	--	--	UG/KG	570 U	1200 U	99 U	95 U	94 U	
2-Chloronaphthalene	--	--	UG/KG	350 U	700 U	62 U	60 U	59 U	
2-Chlorophenol	--	--	UG/KG	300 U	580 U	52 U	50 U	49 U	
2-Methylnaphthalene	--	--	UG/KG	3100	3700 J	65 U	68 J	62 U	
2-Methylphenol (O-Cresol)	330	500000	UG/KG	470 U	930 U	83 U	79 U	79 U	
2-Nitroaniline	--	--	UG/KG	1500 U	3000 U	260 U	250 U	250 U	
2-Nitrophenol	--	--	UG/KG	320 U	620 U	56 U	53 U	53 U	
3- And 4- Methylphenol (Total)	330	500000	UG/KG	840 U	1700 U	150 U	150 U	150 U	
3,3'-Dichlorobenzidine	--	--	UG/KG	440 U	870 U	78 U	74 U	74 U	
3-Nitroaniline	--	--	UG/KG	2300 U	4500 U	400 U	380 U	380 U	
4,6-Dinitro-2-Methylphenol	--	--	UG/KG	2400 U	4600 U	410 U	400 U	390 U	
4-Bromophenyl Phenyl Ether	--	--	UG/KG	430 U	850 U	76 U	72 U	72 U	
4-Chloro-3-Methylphenol	--	--	UG/KG	6900 NJ	8000	63 U	60 U	60 U	
4-Chloroaniline	--	--	UG/KG	440 U	870 U	77 U	74 U	73 U	
4-Chlorophenyl Phenyl Ether	--	--	UG/KG	400 U	790 U	70 U	67 U	67 U	
4-Nitroaniline	--	--	UG/KG	1700 U	3300 U	300 U	290 U	280 U	
4-Nitrophenol	--	--	UG/KG	1500 U	2800 U	250 U	240 U	240 U	
Acenaphthene	20000	500000	UG/KG	380 U	750 U	67 U	64 U	64 U	
Acenaphthylene	100000	500000	UG/KG	380 U	750 U	66 U	74 J	63 U	
Acetophenone	--	--	UG/KG	640 U	1300 U	120 U	110 U	110 U	
Anthracene	100000	500000	UG/KG	420 U	830 U	74 U	71 U	70 U	
Atrazine	--	--	UG/KG	1300 U	2500 U	220 U	210 U	210 U	
Benzaldehyde	--	--	UG/KG	890 U	1800 U	160 U	150 UJ	150 UJ	

Table 2. Summary of Semivolatile Organic Compounds in Soil, 1000 Turk Hill Road, Fairport, Monroe County, New York

				Sample Designation:	MW-9S	MW-9S	SB-17	SB-18	SB-19
				Field Sample Name:	SB-9S_(6-8)	SB-9S_(6-8)DL	SB-17_(14-15)	SB-18_(2-4)	SB-19_(14-15.3)
				Sample Date:	10/07/2015	10/07/2015	01/07/2016	01/07/2016	01/07/2016
				Normal or Field Duplicate:	N	N	N	N	N
				Sample Depth (ft bgs)	6 - 8	6 - 8	14 - 15	2 - 4	14 - 15.3
				Test Type:	INITIAL	DILUTION1	INITIAL	INITIAL	INITIAL
Parameter	NYSDEC Unrestricted Use SCO	NYSDEC Commercial SCO	Unit						
Benzo(A)Anthracene	1000	5600	UG/KG	420 NJ	660 U	59 U	200 J	56 U	
Benzo(A)Pyrene	1000	1000	UG/KG	390 U	770 U	69 U	220 J	65 U	
Benzo(B)Fluoranthene	1000	5600	UG/KG	420 J	670 U	60 U	330 J	57 U	
Benzo(G,H,I)Perylene	100000	500000	UG/KG	360 U	720 U	64 U	190 J	61 U	
Benzo(K)Fluoranthene	800	56000	UG/KG	380 U	750 U	66 U	110 J	63 U	
Benzyl Butyl Phthalate	--	--	UG/KG	440 U	880 U	78 U	75 U	74 U	
Biphenyl (Diphenyl)	--	--	UG/KG	460 U	910 U	81 U	77 U	77 U	
Bis(2-Chloroethoxy) Methane	--	--	UG/KG	270 U	520 U	47 U	45 U	44 U	
Bis(2-Chloroethyl) Ether (2-Chloroethyl Ether)	--	--	UG/KG	420 U	820 U	73 U	70 U	70 U	
Bis(2-Chloroisopropyl) Ether	--	--	UG/KG	400 U	790 U	70 U	67 U	67 U	
Bis(2-Ethylhexyl) Phthalate	--	--	UG/KG	2500	3500 J	320 U	220 U	260 U	
Caprolactam	--	--	UG/KG	550 U	1100 U	97 U	92 U	92 U	
Carbazole	--	--	UG/KG	390 U	770 U	68 U	65 U	65 U	
Chrysene	1000	56000	UG/KG	2200	690 U	62 U	240 J	59 U	
Dibenz(A,H)Anthracene	330	560	UG/KG	340 U	670 U	60 U	57 U	57 U	
Dibenzofuran	7000	350000	UG/KG	390 U	770 U	69 U	66 U	65 U	
Diethyl Phthalate	--	--	UG/KG	440 U	870 U	77 U	74 U	73 U	
Dimethyl Phthalate	--	--	UG/KG	410 U	820 U	73 U	69 U	69 U	
Di-N-Butyl Phthalate	--	--	UG/KG	1600 U	2400 J	160 U	100 U	100 U	
Di-N-Octylphthalate	--	--	UG/KG	430 U	850 U	75 U	72 U	72 U	
Fluoranthene	100000	500000	UG/KG	1400 U	1700 J	82 U	340 J	78 U	
Fluorene	30000	500000	UG/KG	960 J	1100 J	64 U	61 U	61 U	
Hexachlorobenzene	330	6000	UG/KG	420 U	820 U	73 U	70 U	70 U	
Hexachlorobutadiene	--	--	UG/KG	250 U	490 U	44 U	42 U	42 U	
Hexachlorocyclopentadiene	--	--	UG/KG	500 U	980 U	87 U	84 U	83 U	
Hexachloroethane	--	--	UG/KG	300 U	590 U	52 U	50 U	50 U	
Indeno(1,2,3-C,D)Pyrene	500	5600	UG/KG	380 U	740 U	66 U	200 J	63 U	
Isophorone	--	--	UG/KG	8900 U	700 U	62 U	60 U	59 U	
Naphthalene	12000	500000	UG/KG	14000	16000	56 U	54 U	53 U	
Nitrobenzene	--	--	UG/KG	340 U	670 U	60 U	57 U	57 U	
N-Nitrosodi-N-Propylamine	--	--	UG/KG	510 U	1100 U	90 U	86 U	86 U	

Table 2. Summary of Semivolatile Organic Compounds in Soil, 1000 Turk Hill Road, Fairport, Monroe County, New York

				Sample Designation:	MW-9S	MW-9S	SB-17	SB-18	SB-19
				Field Sample Name:	SB-9S_(6-8)	SB-9S_(6-8)DL	SB-17_(14-15)	SB-18_(2-4)	SB-19_(14-15.3)
				Sample Date:	10/07/2015	10/07/2015	01/07/2016	01/07/2016	01/07/2016
				Normal or Field Duplicate:	N	N	N	N	N
				Sample Depth (ft bgs)	6 - 8	6 - 8	14 - 15	2 - 4	14 - 15.3
				Test Type:	INITIAL	DILUTION1	INITIAL	INITIAL	INITIAL
Parameter	NYSDEC Unrestricted Use SCO	NYSDEC Commercial SCO	Unit						
N-Nitrosodiphenylamine	--	--	UG/KG	390 U	770 U	69 U	66 U	65 U	
Pentachlorophenol	800	6700	UG/KG	1900 U	3700 U	330 U	310 U	310 U	
Phenanthrene	100000	500000	UG/KG	6400	7600	83 U	200 J	78 U	
Phenol	330	500000	UG/KG	790 U	1600 U	140 U	140 U	140 U	
Pyrene	100000	500000	UG/KG	2400 NJ	2800 J	84 U	330 J	80 U	

Table 2. Summary of Semivolatile Organic Compounds in Soil, 1000 Turk Hill Road, Fairport, Monroe County, New York

Sample Designation: Field Sample Name: Sample Date: Normal or Field Duplicate: Sample Depth (ft bgs) Test Type:				SB-20	SB-21	SB-22	SB-23	SB-24
				SB-20_(10-12)	SB-21_(10-12)	SB-22_(10-12)	SB-23_(8-10)	SB-24_(14.5-16.5)
				10/12/2015	10/08/2015	10/08/2015	10/08/2015	12/31/2015
				N	N	N	N	N
				10 - 12	10 - 12	10 - 12	8 - 10	14.5 - 16.5
				INITIAL	INITIAL	INITIAL	INITIAL	INITIAL
Parameter	NYSDEC Unrestricted Use SCO	NYSDEC Commercial SCO	Unit					
1,2,4,5-Tetrachlorobenzene	--	--	UG/KG	87 U	88 U	85 U	88 U	88 U
2,3,4,6-Tetrachlorophenol	--	--	UG/KG	94 U	96 U	92 U	95 U	95 U
2,4,5-Trichlorophenol	--	--	UG/KG	65 U	67 U	64 U	66 U	66 U
2,4,6-Trichlorophenol	--	--	UG/KG	43 U	44 U	42 U	44 U	44 U
2,4-Dichlorophenol	--	--	UG/KG	64 U	65 U	62 U	64 U	65 U
2,4-Dimethylphenol	--	--	UG/KG	67 U	68 U	66 U	68 U	68 U
2,4-Dinitrophenol	--	--	UG/KG	280 U	NA	NA	NA	280 U
2,4-Dinitrotoluene	--	--	UG/KG	69 U	70 U	68 U	70 U	70 U
2,6-Dinitrotoluene	--	--	UG/KG	91 U	92 U	89 U	92 U	92 U
2-Chloronaphthalene	--	--	UG/KG	57 U	58 U	56 U	58 U	58 U
2-Chlorophenol	--	--	UG/KG	48 U	48 U	47 U	48 U	48 U
2-Methylnaphthalene	--	--	UG/KG	60 U	61 U	79 J	60 U	60 U
2-Methylphenol (O-Cresol)	330	500000	UG/KG	76 U	77 U	74 U	77 U	77 U
2-Nitroaniline	--	--	UG/KG	240 U	250 U	240 U	240 U	240 U
2-Nitrophenol	--	--	UG/KG	51 U	52 U	50 U	51 U	52 U
3- And 4- Methylphenol (Total)	330	500000	UG/KG	140 U	140 U	140 U	140 U	140 U
3,3'-Dichlorobenzidine	--	--	UG/KG	71 U	72 U	69 U	72 U	72 U
3-Nitroaniline	--	--	UG/KG	370 U	370 U	360 U	370 U	370 U
4,6-Dinitro-2-Methylphenol	--	--	UG/KG	380 U	390 U	370 U	380 U	380 U
4-Bromophenyl Phenyl Ether	--	--	UG/KG	69 U	70 U	68 U	70 U	70 U
4-Chloro-3-Methylphenol	--	--	UG/KG	58 U	59 U	56 U	58 U	58 U
4-Chloroaniline	--	--	UG/KG	71 U	72 U	69 U	72 U	72 U
4-Chlorophenyl Phenyl Ether	--	--	UG/KG	64 U	65 U	63 U	65 U	65 U
4-Nitroaniline	--	--	UG/KG	270 U	280 U	270 U	280 U	280 U
4-Nitrophenol	--	--	UG/KG	230 U	240 U	230 U	240 U	240 U
Acenaphthene	20000	500000	UG/KG	61 U	63 U	60 U	62 U	62 U
Acenaphthylene	100000	500000	UG/KG	61 U	62 U	59 U	61 U	62 U
Acetophenone	--	--	UG/KG	110 U	110 U	110 U	110 U	110 U
Anthracene	100000	500000	UG/KG	68 U	69 U	66 U	69 U	69 U
Atrazine	--	--	UG/KG	200 U	210 U	200 U	210 U	210 U
Benzaldehyde	--	--	UG/KG	150 U	150 U	140 U	150 U	150 UJ

Table 2. Summary of Semivolatile Organic Compounds in Soil, 1000 Turk Hill Road, Fairport, Monroe County, New York

				Sample Designation:	SB-20	SB-21	SB-22	SB-23	SB-24
				Field Sample Name:	SB-20_(10-12)	SB-21_(10-12)	SB-22_(10-12)	SB-23_(8-10)	SB-24_(14.5-16.5)
				Sample Date:	10/12/2015	10/08/2015	10/08/2015	10/08/2015	12/31/2015
				Normal or Field Duplicate:	N	N	N	N	N
				Sample Depth (ft bgs)	10 - 12	10 - 12	10 - 12	8 - 10	14.5 - 16.5
				Test Type:	INITIAL	INITIAL	INITIAL	INITIAL	INITIAL
Parameter	NYSDEC Unrestricted Use SCO	NYSDEC Commercial SCO	Unit						
Benzo(A)Anthracene	1000	5600	UG/KG	54 U	55 U	53 U	76 J	55 U	
Benzo(A)Pyrene	1000	1000	UG/KG	63 U	64 U	62 U	81 J	64 U	
Benzo(B)Fluoranthene	1000	5600	UG/KG	55 U	55 U	53 U	140 J	55 U	
Benzo(G,H,I)Perylene	100000	500000	UG/KG	58 U	60 U	57 U	76 J	59 U	
Benzo(K)Fluoranthene	800	56000	UG/KG	61 U	62 U	59 U	61 U	62 U	
Benzyl Butyl Phthalate	--	--	UG/KG	71 U	73 U	70 U	72 U	72 U	
Biphenyl (Diphenyl)	--	--	UG/KG	74 U	75 U	72 U	75 U	75 U	
Bis(2-Chloroethoxy) Methane	--	--	UG/KG	43 U	43 U	42 U	43 U	43 U	
Bis(2-Chloroethyl) Ether (2-Chloroethyl Ether)	--	--	UG/KG	67 U	68 U	65 U	68 U	68 U	
Bis(2-Chloroisopropyl) Ether	--	--	UG/KG	64 U	65 U	63 U	65 U	65 U	
Bis(2-Ethylhexyl) Phthalate	--	--	UG/KG	190 BJ	55 U	180 J	170 J	180 U	
Caprolactam	--	--	UG/KG	88 U	90 U	86 U	89 U	90 U	
Carbazole	--	--	UG/KG	62 U	64 U	61 U	63 U	63 U	
Chrysene	1000	56000	UG/KG	56 U	57 U	55 U	120 J	57 U	
Dibenz(A,H)Anthracene	330	560	UG/KG	55 U	56 U	54 U	55 U	56 U	
Dibenzofuran	7000	350000	UG/KG	63 U	64 U	61 U	63 U	64 U	
Diethyl Phthalate	--	--	UG/KG	71 U	72 U	69 U	72 U	72 U	
Dimethyl Phthalate	--	--	UG/KG	66 U	68 U	65 U	67 U	67 U	
Di-N-Butyl Phthalate	--	--	UG/KG	130 U	90 U	86 U	94 J	89 U	
Di-N-Octylphthalate	--	--	UG/KG	69 U	70 U	67 U	70 U	70 U	
Fluoranthene	100000	500000	UG/KG	75 U	77 U	74 U	180 J	76 U	
Fluorene	30000	500000	UG/KG	58 U	60 U	57 U	59 U	59 U	
Hexachlorobenzene	330	6000	UG/KG	67 U	68 U	65 U	68 U	68 U	
Hexachlorobutadiene	--	--	UG/KG	40 U	41 U	39 U	41 U	41 U	
Hexachlorocyclopentadiene	--	--	UG/KG	80 U	81 U	78 U	81 U	81 U	
Hexachloroethane	--	--	UG/KG	48 U	49 U	47 U	48 U	49 U	
Indeno(1,2,3-C,D)Pyrene	500	5600	UG/KG	60 U	61 U	59 U	66 J	61 U	
Isophorone	--	--	UG/KG	5000 U	58 U	56 U	58 U	58 U	
Naphthalene	12000	500000	UG/KG	51 U	52 U	230 J	52 U	52 U	
Nitrobenzene	--	--	UG/KG	55 U	56 U	54 U	56 U	56 U	
N-Nitrosodi-N-Propylamine	--	--	UG/KG	82 U	84 U	81 U	84 U	84 U	

Table 2. Summary of Semivolatile Organic Compounds in Soil, 1000 Turk Hill Road, Fairport, Monroe County, New York

				Sample Designation:	SB-20	SB-21	SB-22	SB-23	SB-24
				Field Sample Name:	SB-20_(10-12)	SB-21_(10-12)	SB-22_(10-12)	SB-23_(8-10)	SB-24_(14.5-16.5)
				Sample Date:	10/12/2015	10/08/2015	10/08/2015	10/08/2015	12/31/2015
				Normal or Field Duplicate:	N	N	N	N	N
				Sample Depth (ft bgs)	10 - 12	10 - 12	10 - 12	8 - 10	14.5 - 16.5
				Test Type:	INITIAL	INITIAL	INITIAL	INITIAL	INITIAL
Parameter	NYSDEC Unrestricted Use SCO	NYSDEC Commercial SCO	Unit						
N-Nitrosodiphenylamine	--	--	UG/KG	63 U	64 U	62 U	64 U	64 U	
Pentachlorophenol	800	6700	UG/KG	300 U	310 U	290 U	300 U	300 UJ	
Phenanthrene	100000	500000	UG/KG	75 U	77 U	140 J	210 J	77 U	
Phenol	330	500000	UG/KG	130 U	130 U	130 U	130 U	130 U	
Pyrene	100000	500000	UG/KG	77 U	79 U	76 U	200 J	78 U	

Table 2. Summary of Semivolatile Organic Compounds in Soil, 1000 Turk Hill Road, Fairport, Monroe County, New York

				Sample Designation:	SB-25	SB-26	TP-1	TP-1	TP-1
				Field Sample Name:	SB-25_(9-10.5)	SB-26_(7-9)	TP-1_(0-0.5)	TP-1_(7-8)	TP-1_(7-8)
				Sample Date:	12/31/2015	12/31/2015	01/06/2016	01/06/2016	01/06/2016
				Normal or Field Duplicate:	N	N	N	N	N
				Sample Depth (ft bgs)	9 - 10.5	7 - 9	0 - 0.5	7 - 8	7 - 8
				Test Type:	INITIAL	INITIAL	INITIAL	INITIAL	REEXTRACT1
Parameter	NYSDEC Unrestricted Use SCO	NYSDEC Commercial SCO	Unit						
1,2,4,5-Tetrachlorobenzene	--	--	UG/KG	98 U	95 U	97 U	90 U	90 U	
2,3,4,6-Tetrachlorophenol	--	--	UG/KG	110 U	110 U	110 U	98 U	98 U	
2,4,5-Trichlorophenol	--	--	UG/KG	74 U	72 U	73 U	68 U	68 U	
2,4,6-Trichlorophenol	--	--	UG/KG	49 U	47 U	48 U	45 U	45 U	
2,4-Dichlorophenol	--	--	UG/KG	72 U	70 U	71 U	66 U	66 U	
2,4-Dimethylphenol	--	--	UG/KG	76 U	73 U	75 U	70 U	70 U	
2,4-Dinitrophenol	--	--	UG/KG	320 U	310 U	310 U	290 U	290 U	
2,4-Dinitrotoluene	--	--	UG/KG	78 U	76 U	77 U	72 U	72 U	
2,6-Dinitrotoluene	--	--	UG/KG	110 U	99 U	110 U	94 U	94 U	
2-Chloronaphthalene	--	--	UG/KG	64 U	62 U	63 U	59 U	59 U	
2-Chlorophenol	--	--	UG/KG	54 U	52 U	53 U	49 U	49 U	
2-Methylnaphthalene	--	--	UG/KG	67 U	65 U	66 U	62 U	62 U	
2-Methylphenol (O-Cresol)	330	500000	UG/KG	85 U	83 U	84 U	79 U	79 U	
2-Nitroaniline	--	--	UG/KG	270 U	260 U	270 U	250 U	250 U	
2-Nitrophenol	--	--	UG/KG	57 U	56 U	56 U	53 U	53 U	
3- And 4- Methylphenol (Total)	330	500000	UG/KG	160 U	150 U	160 U	150 U	150 U	
3,3'-Dichlorobenzidine	--	--	UG/KG	80 U	77 U	79 U	74 U	74 U	
3-Nitroaniline	--	--	UG/KG	410 U	400 U	410 U	380 U	380 U	
4,6-Dinitro-2-Methylphenol	--	--	UG/KG	430 U	410 U	420 U	390 U	390 U	
4-Bromophenyl Phenyl Ether	--	--	UG/KG	78 U	76 U	77 U	72 U	72 U	
4-Chloro-3-Methylphenol	--	--	UG/KG	65 U	63 U	64 U	60 U	60 U	
4-Chloroaniline	--	--	UG/KG	80 U	77 U	79 U	73 U	73 U	
4-Chlorophenyl Phenyl Ether	--	--	UG/KG	72 U	70 U	71 U	67 U	67 U	
4-Nitroaniline	--	--	UG/KG	310 U	300 U	300 U	280 U	280 U	
4-Nitrophenol	--	--	UG/KG	260 U	250 U	260 U	240 U	240 U	
Acenaphthene	20000	500000	UG/KG	75 J	67 U	68 U	64 U	64 U	
Acenaphthylene	100000	500000	UG/KG	140 J	66 U	67 U	63 U	63 U	
Acetophenone	--	--	UG/KG	120 U	120 U	120 U	110 U	110 U	
Anthracene	100000	500000	UG/KG	330 J	74 U	75 U	70 U	70 U	
Atrazine	--	--	UG/KG	230 U	220 U	230 U	210 U	210 U	
Benzaldehyde	--	--	UG/KG	170 UJ	160 UJ	160 U	150 U	150 U	

Table 2. Summary of Semivolatile Organic Compounds in Soil, 1000 Turk Hill Road, Fairport, Monroe County, New York

				Sample Designation:	SB-25	SB-26	TP-1	TP-1	TP-1
				Field Sample Name:	SB-25_(9-10.5)	SB-26_(7-9)	TP-1_(0-0.5)	TP-1_(7-8)	TP-1_(7-8)
				Sample Date:	12/31/2015	12/31/2015	01/06/2016	01/06/2016	01/06/2016
				Normal or Field Duplicate:	N	N	N	N	N
				Sample Depth (ft bgs)	9 - 10.5	7 - 9	0 - 0.5	7 - 8	7 - 8
				Test Type:	INITIAL	INITIAL	INITIAL	INITIAL	REEXTRACT1
Parameter	NYSDEC Unrestricted Use SCO	NYSDEC Commercial SCO	Unit						
Benzo(A)Anthracene	1000	5600	UG/KG	1400	59 U	60 J	56 U	56 U	
Benzo(A)Pyrene	1000	1000	UG/KG	1600	69 U	73 J	65 U	65 U	
Benzo(B)Fluoranthene	1000	5600	UG/KG	2500	60 U	110 J	57 U	57 U	
Benzo(G,H,I)Perylene	100000	500000	UG/KG	1200	64 U	65 U	61 U	61 U	
Benzo(K)Fluoranthene	800	56000	UG/KG	850	66 U	67 U	63 U	63 U	
Benzyl Butyl Phthalate	--	--	UG/KG	81 U	78 U	79 U	74 U	74 U	
Biphenyl (Diphenyl)	--	--	UG/KG	83 U	81 U	82 U	77 U	77 U	
Bis(2-Chloroethoxy) Methane	--	--	UG/KG	48 U	47 U	47 U	44 U	44 U	
Bis(2-Chloroethyl) Ether (2-Chloroethyl Ether)	--	--	UG/KG	76 U	73 U	74 U	70 U	69 U	
Bis(2-Chloroisopropyl) Ether	--	--	UG/KG	73 U	70 U	71 U	67 U	67 U	
Bis(2-Ethylhexyl) Phthalate	--	--	UG/KG	550 U	350 U	690 U	120 BJ	200 U	
Caprolactam	--	--	UG/KG	100 U	96 U	98 U	92 U	92 U	
Carbazole	--	--	UG/KG	160 J	68 U	69 U	65 U	65 U	
Chrysene	1000	56000	UG/KG	1700	62 U	80 J	59 U	59 U	
Dibenz(A,H)Anthracene	330	560	UG/KG	270 J	60 U	61 U	57 U	57 U	
Dibenzofuran	7000	350000	UG/KG	71 U	68 U	70 U	65 U	65 U	
Diethyl Phthalate	--	--	UG/KG	80 U	77 U	79 U	73 U	73 U	
Dimethyl Phthalate	--	--	UG/KG	75 U	73 U	74 U	69 U	69 U	
Di-N-Butyl Phthalate	--	--	UG/KG	310 U	240 U	270 U	92 U	140 U	
Di-N-Octylphthalate	--	--	UG/KG	78 U	75 U	76 U	72 U	71 U	
Fluoranthene	100000	500000	UG/KG	3200	82 U	110 J	78 U	78 U	
Fluorene	30000	500000	UG/KG	87 J	64 U	65 U	61 U	61 U	
Hexachlorobenzene	330	6000	UG/KG	76 U	73 U	74 U	70 U	69 U	
Hexachlorobutadiene	--	--	UG/KG	45 U	44 U	44 U	42 U	42 U	
Hexachlorocyclopentadiene	--	--	UG/KG	90 U	87 U	89 U	83 U	83 U	
Hexachloroethane	--	--	UG/KG	54 U	52 U	53 U	50 U	50 U	
Indeno(1,2,3-C,D)Pyrene	500	5600	UG/KG	1400	66 U	67 U	63 U	63 U	
Isophorone	--	--	UG/KG	65 U	62 U	64 U	59 U	59 U	
Naphthalene	12000	500000	UG/KG	58 U	56 U	57 U	53 U	53 U	
Nitrobenzene	--	--	UG/KG	62 U	60 U	61 U	57 U	57 U	
N-Nitrosodi-N-Propylamine	--	--	UG/KG	93 U	90 U	92 U	86 U	86 U	

Table 2. Summary of Semivolatile Organic Compounds in Soil, 1000 Turk Hill Road, Fairport, Monroe County, New York

				Sample Designation:	SB-25	SB-26	TP-1	TP-1	TP-1
				Field Sample Name:	SB-25_(9-10.5)	SB-26_(7-9)	TP-1_(0-0.5)	TP-1_(7-8)	TP-1_(7-8)
				Sample Date:	12/31/2015	12/31/2015	01/06/2016	01/06/2016	01/06/2016
				Normal or Field Duplicate:	N	N	N	N	N
				Sample Depth (ft bgs)	9 - 10.5	7 - 9	0 - 0.5	7 - 8	7 - 8
				Test Type:	INITIAL	INITIAL	INITIAL	INITIAL	REEXTRACT1
Parameter	NYSDEC Unrestricted Use SCO	NYSDEC Commercial SCO	Unit						
N-Nitrosodiphenylamine	--	--	UG/KG	71 U	69 U	70 U	65 U	65 U	
Pentachlorophenol	800	6700	UG/KG	340 UJ	330 UJ	330 U	310 U	310 U	
Phenanthrene	100000	500000	UG/KG	1300	83 U	84 U	78 U	78 U	
Phenol	330	500000	UG/KG	150 U	140 U	150 U	140 U	140 U	
Pyrene	100000	500000	UG/KG	2800	84 U	120 J	80 U	80 U	

Table 2. Summary of Semivolatile Organic Compounds in Soil, 1000 Turk Hill Road, Fairport, Monroe County, New York

Sample Designation: Field Sample Name: Sample Date: Normal or Field Duplicate: Sample Depth (ft bgs) Test Type:				TP-10	TP-10	TP-2	TP-2	TP-3	TP-3
				TP-10_(0-0.5)	TP-10_(7-8)	TP-2_(0-0.5)	TP-2_(7-8)	TP-3_(0-0.5)	TP-3_(7-8)
				01/07/2016	01/07/2016	01/06/2016	01/06/2016	01/07/2016	01/07/2016
				N	N	N	N	N	N
				0 - 0.5	7 - 8	0 - 0.5	7 - 8	0 - 0.5	7 - 8
				INITIAL	INITIAL	INITIAL	INITIAL	INITIAL	INITIAL
Parameter	NYSDEC Unrestricted Use SCO	NYSDEC Commercial SCO	Unit						
1,2,4,5-Tetrachlorobenzene	--	--	UG/KG	330 U	90 U	89 U	87 U	92 U	87 U
2,3,4,6-Tetrachlorophenol	--	--	UG/KG	360 U	97 U	96 U	94 U	99 U	95 U
2,4,5-Trichlorophenol	--	--	UG/KG	250 U	68 U	67 U	65 U	69 U	66 U
2,4,6-Trichlorophenol	--	--	UG/KG	170 U	44 U	44 U	43 U	45 U	43 U
2,4-Dichlorophenol	--	--	UG/KG	240 U	66 U	65 U	63 U	67 U	64 U
2,4-Dimethylphenol	--	--	UG/KG	260 U	69 U	69 U	67 U	71 U	67 U
2,4-Dinitrophenol	--	--	UG/KG	1100 U	290 U	290 U	280 U	300 U	280 U
2,4-Dinitrotoluene	--	--	UG/KG	260 U	71 U	71 U	69 U	73 U	70 U
2,6-Dinitrotoluene	--	--	UG/KG	350 U	94 U	93 U	91 U	96 U	91 U
2-Chloronaphthalene	--	--	UG/KG	220 U	59 U	58 U	57 U	60 U	57 U
2-Chlorophenol	--	--	UG/KG	180 U	49 U	49 U	47 U	50 U	48 U
2-Methylnaphthalene	--	--	UG/KG	230 U	61 U	61 U	59 U	63 U	60 U
2-Methylphenol (O-Cresol)	330	500000	UG/KG	290 U	78 U	77 U	75 U	80 U	76 U
2-Nitroaniline	--	--	UG/KG	900 U	250 U	250 U	240 U	250 U	240 U
2-Nitrophenol	--	--	UG/KG	200 U	52 U	52 U	51 U	54 U	51 U
3- And 4- Methylphenol (Total)	330	500000	UG/KG	520 U	140 U	140 U	140 U	150 U	140 U
3,3'-Dichlorobenzidine	--	--	UG/KG	270 U	73 U	72 U	71 U	75 U	71 U
3-Nitroaniline	--	--	UG/KG	1400 U	380 U	370 U	360 U	390 U	370 U
4,6-Dinitro-2-Methylphenol	--	--	UG/KG	1500 U	390 U	390 U	380 U	400 U	380 U
4-Bromophenyl Phenyl Ether	--	--	UG/KG	260 U	71 U	71 U	69 U	73 U	70 U
4-Chloro-3-Methylphenol	--	--	UG/KG	220 U	59 U	59 U	57 U	61 U	58 U
4-Chloroaniline	--	--	UG/KG	270 U	73 U	72 U	70 U	75 U	71 U
4-Chlorophenyl Phenyl Ether	--	--	UG/KG	250 U	66 U	65 U	64 U	68 U	64 U
4-Nitroaniline	--	--	UG/KG	1100 U	280 U	280 U	270 U	290 U	270 U
4-Nitrophenol	--	--	UG/KG	860 U	240 U	240 U	230 U	250 U	230 U
Acenaphthene	20000	500000	UG/KG	240 U	63 U	63 U	61 U	75 J	62 U
Acenaphthylene	100000	500000	UG/KG	230 U	63 U	62 U	60 U	64 U	61 U
Acetophenone	--	--	UG/KG	390 U	110 U	110 U	110 U	110 U	110 U
Anthracene	100000	500000	UG/KG	1200 J	70 U	69 U	67 U	330 J	68 U
Atrazine	--	--	UG/KG	760 U	210 U	210 U	200 U	220 U	210 U
Benzaldehyde	--	--	UG/KG	540 UJ	150 UJ	150 U	150 U	160 UJ	150 U

Table 2. Summary of Semivolatile Organic Compounds in Soil, 1000 Turk Hill Road, Fairport, Monroe County, New York

				Sample Designation:	TP-10	TP-10	TP-2	TP-2	TP-3	TP-3
				Field Sample Name:	TP-10_(0-0.5)	TP-10_(7-8)	TP-2_(0-0.5)	TP-2_(7-8)	TP-3_(0-0.5)	TP-3_(7-8)
				Sample Date:	01/07/2016	01/07/2016	01/06/2016	01/06/2016	01/07/2016	01/07/2016
				Normal or Field Duplicate:	N	N	N	N	N	N
				Sample Depth (ft bgs)	0 - 0.5	7 - 8	0 - 0.5	7 - 8	0 - 0.5	7 - 8
				Test Type:	INITIAL	INITIAL	INITIAL	INITIAL	INITIAL	INITIAL
Parameter	NYSDEC Unrestricted Use SCO	NYSDEC Commercial SCO	Unit							
Benzo(A)Anthracene	1000	5600	UG/KG	3000	140 J	55 U	54 U	1300	88 J	
Benzo(A)Pyrene	1000	1000	UG/KG	2800	120 J	64 U	63 U	1100	89 J	
Benzo(B)Fluoranthene	1000	5600	UG/KG	3600	170 J	56 U	54 U	1500	130 J	
Benzo(G,H,I)Perylene	100000	500000	UG/KG	2500	110 J	60 U	58 U	830	76 J	
Benzo(K)Fluoranthene	800	56000	UG/KG	1300 J	63 U	62 U	60 U	500	61 U	
Benzyl Butyl Phthalate	--	--	UG/KG	270 U	74 U	73 U	71 U	75 U	72 U	
Biphenyl (Diphenyl)	--	--	UG/KG	280 U	76 U	75 U	74 U	78 U	74 U	
Bis(2-Chloroethoxy) Methane	--	--	UG/KG	160 U	44 U	44 U	43 U	45 U	43 U	
Bis(2-Chloroethyl) Ether (2-Chloroethyl Ether)	--	--	UG/KG	260 U	69 U	68 U	67 U	71 U	67 U	
Bis(2-Chloroisopropyl) Ether	--	--	UG/KG	250 U	66 U	66 U	64 U	68 U	65 U	
Bis(2-Ethylhexyl) Phthalate	--	--	UG/KG	1800 U	320 U	220 U	300 U	240 U	400 U	
Caprolactam	--	--	UG/KG	340 U	91 U	90 U	88 U	93 U	89 U	
Carbazole	--	--	UG/KG	260 J	64 U	64 U	62 U	130 J	63 U	
Chrysene	1000	56000	UG/KG	3100	140 J	58 U	56 U	1300	120 J	
Dibenz(A,H)Anthracene	330	560	UG/KG	480 J	56 U	56 U	55 U	200 J	55 U	
Dibenzofuran	7000	350000	UG/KG	240 U	65 U	64 U	62 U	66 U	63 U	
Diethyl Phthalate	--	--	UG/KG	270 U	73 U	72 U	74 J	75 U	71 U	
Dimethyl Phthalate	--	--	UG/KG	250 U	68 U	68 U	66 U	70 U	67 U	
Di-N-Butyl Phthalate	--	--	UG/KG	340 U	160 U	140 U	110 U	160 U	140 U	
Di-N-Octylphthalate	--	--	UG/KG	260 U	71 U	70 U	69 U	73 U	69 U	
Fluoranthene	100000	500000	UG/KG	7300	250 J	77 U	75 U	2500	260 J	
Fluorene	30000	500000	UG/KG	290 J	60 U	60 U	58 U	79 J	59 U	
Hexachlorobenzene	330	6000	UG/KG	260 U	69 U	68 U	67 U	71 U	67 U	
Hexachlorobutadiene	--	--	UG/KG	150 U	41 U	41 U	40 U	42 U	40 U	
Hexachlorocyclopentadiene	--	--	UG/KG	310 U	83 U	82 U	80 U	85 U	80 U	
Hexachloroethane	--	--	UG/KG	180 U	49 U	49 U	48 U	51 U	48 U	
Indeno(1,2,3-C,D)Pyrene	500	5600	UG/KG	2500	110 J	62 U	60 U	900	83 J	
Isophorone	--	--	UG/KG	220 U	59 U	58 U	57 U	60 U	58 U	
Naphthalene	12000	500000	UG/KG	200 U	53 U	53 U	51 U	54 U	52 U	
Nitrobenzene	--	--	UG/KG	210 U	57 U	56 U	55 U	58 U	55 U	
N-Nitrosodi-N-Propylamine	--	--	UG/KG	310 U	85 U	84 U	82 U	87 U	83 U	

Table 2. Summary of Semivolatile Organic Compounds in Soil, 1000 Turk Hill Road, Fairport, Monroe County, New York

				Sample Designation:	TP-10	TP-10	TP-2	TP-2	TP-3	TP-3
				Field Sample Name:	TP-10_(0-0.5)	TP-10_(7-8)	TP-2_(0-0.5)	TP-2_(7-8)	TP-3_(0-0.5)	TP-3_(7-8)
				Sample Date:	01/07/2016	01/07/2016	01/06/2016	01/06/2016	01/07/2016	01/07/2016
				Normal or Field Duplicate:	N	N	N	N	N	N
				Sample Depth (ft bgs)	0 - 0.5	7 - 8	0 - 0.5	7 - 8	0 - 0.5	7 - 8
				Test Type:	INITIAL	INITIAL	INITIAL	INITIAL	INITIAL	INITIAL
Parameter	NYSDEC Unrestricted Use SCO	NYSDEC Commercial SCO	Unit							
N-Nitrosodiphenylamine	--	--	UG/KG	240 U	65 U	64 U	63 U	66 U	63 U	
Pentachlorophenol	800	6700	UG/KG	1200 U	310 U	310 U	300 U	320 U	300 U	
Phenanthrene	100000	500000	UG/KG	4200	130 J	77 U	75 U	1200	230 J	
Phenol	330	500000	UG/KG	490 U	140 U	140 U	130 U	140 U	130 U	
Pyrene	100000	500000	UG/KG	6200	250 J	79 U	77 U	2200	230 J	

Table 2. Summary of Semivolatile Organic Compounds in Soil, 1000 Turk Hill Road, Fairport, Monroe County, New York

				Sample Designation:	TP-4	TP-4	TP-5	TP-5	TP-6	TP-6
				Field Sample Name:	TP-4_(0-0.5)	TP-4_(7-8)	TP-5_(0-0.5)	TP-5_(7-8)	TP-6_(0-0.5)	TP-6_(7-8)
				Sample Date:	01/07/2016	01/07/2016	01/07/2016	01/07/2016	01/07/2016	01/07/2016
				Normal or Field Duplicate:	N	N	N	N	N	N
				Sample Depth (ft bgs)	0 - 0.5	7 - 8	0 - 0.5	7 - 8	0 - 0.5	7 - 8
				Test Type:	INITIAL	INITIAL	INITIAL	INITIAL	INITIAL	INITIAL
Parameter	NYSDEC Unrestricted Use SCO	NYSDEC Commercial SCO	Unit							
1,2,4,5-Tetrachlorobenzene	--	--	UG/KG	96 U	88 U	99 U	87 U	92 U	87 U	
2,3,4,6-Tetrachlorophenol	--	--	UG/KG	110 U	95 U	110 U	94 U	99 U	94 U	
2,4,5-Trichlorophenol	--	--	UG/KG	73 U	66 U	75 U	65 U	69 U	65 U	
2,4,6-Trichlorophenol	--	--	UG/KG	48 U	43 U	49 U	43 U	45 U	43 U	
2,4-Dichlorophenol	--	--	UG/KG	70 U	64 U	73 U	64 U	67 U	63 U	
2,4-Dimethylphenol	--	--	UG/KG	74 U	68 U	77 U	67 U	71 U	67 U	
2,4-Dinitrophenol	--	--	UG/KG	310 U	280 U	320 U	280 U	300 U	280 U	
2,4-Dinitrotoluene	--	--	UG/KG	77 U	70 U	79 U	69 U	73 U	69 U	
2,6-Dinitrotoluene	--	--	UG/KG	110 U	92 U	110 U	91 U	96 U	91 U	
2-Chloronaphthalene	--	--	UG/KG	63 U	58 U	65 U	57 U	60 U	57 U	
2-Chlorophenol	--	--	UG/KG	53 U	48 U	54 U	48 U	50 U	47 U	
2-Methylnaphthalene	--	--	UG/KG	66 U	60 U	68 U	60 U	63 U	59 U	
2-Methylphenol (O-Cresol)	330	500000	UG/KG	84 U	77 U	86 U	76 U	80 U	75 U	
2-Nitroaniline	--	--	UG/KG	270 U	240 U	270 U	240 U	250 U	240 U	
2-Nitrophenol	--	--	UG/KG	56 U	51 U	58 U	51 U	54 U	51 U	
3- And 4- Methylphenol (Total)	330	500000	UG/KG	150 U	140 U	160 U	140 U	150 U	140 U	
3,3'-Dichlorobenzidine	--	--	UG/KG	78 U	72 U	81 U	71 U	75 U	71 U	
3-Nitroaniline	--	--	UG/KG	410 U	370 U	420 U	370 U	390 U	360 U	
4,6-Dinitro-2-Methylphenol	--	--	UG/KG	420 U	380 U	430 U	380 U	400 U	380 U	
4-Bromophenyl Phenyl Ether	--	--	UG/KG	77 U	70 U	79 U	69 U	73 U	69 U	
4-Chloro-3-Methylphenol	--	--	UG/KG	64 U	58 U	66 U	58 U	61 U	57 U	
4-Chloroaniline	--	--	UG/KG	78 U	71 U	81 U	71 U	75 U	70 U	
4-Chlorophenyl Phenyl Ether	--	--	UG/KG	71 U	65 U	73 U	64 U	68 U	64 U	
4-Nitroaniline	--	--	UG/KG	300 U	280 U	310 U	270 U	290 U	270 U	
4-Nitrophenol	--	--	UG/KG	260 U	230 U	260 U	230 U	250 U	230 U	
Acenaphthene	20000	500000	UG/KG	77 J	62 U	70 U	61 U	65 U	61 U	
Acenaphthylene	100000	500000	UG/KG	67 U	61 U	71 J	61 U	80 J	60 U	
Acetophenone	--	--	UG/KG	120 U	110 U	120 U	110 U	110 U	110 U	
Anthracene	100000	500000	UG/KG	360 J	68 U	77 U	68 U	71 U	67 U	
Atrazine	--	--	UG/KG	230 U	210 U	230 U	200 U	220 U	200 U	
Benzaldehyde	--	--	UG/KG	160 UJ	150 UJ	190 J	150 UJ	160 UJ	150 UJ	

Table 2. Summary of Semivolatile Organic Compounds in Soil, 1000 Turk Hill Road, Fairport, Monroe County, New York

				Sample Designation:	TP-4	TP-4	TP-5	TP-5	TP-6	TP-6
				Field Sample Name:	TP-4_(0-0.5)	TP-4_(7-8)	TP-5_(0-0.5)	TP-5_(7-8)	TP-6_(0-0.5)	TP-6_(7-8)
				Sample Date:	01/07/2016	01/07/2016	01/07/2016	01/07/2016	01/07/2016	01/07/2016
				Normal or Field Duplicate:	N	N	N	N	N	N
				Sample Depth (ft bgs)	0 - 0.5	7 - 8	0 - 0.5	7 - 8	0 - 0.5	7 - 8
				Test Type:	INITIAL	INITIAL	INITIAL	INITIAL	INITIAL	INITIAL
Parameter	NYSDEC Unrestricted Use SCO	NYSDEC Commercial SCO	Unit							
Benzo(A)Anthracene	1000	5600	UG/KG	1400	84 J	240 J	54 U	290 J	54 U	
Benzo(A)Pyrene	1000	1000	UG/KG	1300	74 J	290 J	63 U	330 J	63 U	
Benzo(B)Fluoranthene	1000	5600	UG/KG	1600	100 J	370 J	54 U	430	59 J	
Benzo(G,H,I)Perylene	100000	500000	UG/KG	950	62 J	240 J	58 U	270 J	58 U	
Benzo(K)Fluoranthene	800	56000	UG/KG	580	61 U	130 J	61 U	140 J	60 U	
Benzyl Butyl Phthalate	--	--	UG/KG	79 U	72 U	82 U	71 U	76 U	71 U	
Biphenyl (Diphenyl)	--	--	UG/KG	82 U	75 U	84 U	74 U	78 U	74 U	
Bis(2-Chloroethoxy) Methane	--	--	UG/KG	47 U	43 U	49 U	43 U	45 U	43 U	
Bis(2-Chloroethyl) Ether (2-Chloroethyl Ether)	--	--	UG/KG	74 U	68 U	76 U	67 U	71 U	67 U	
Bis(2-Chloroisopropyl) Ether	--	--	UG/KG	71 U	65 U	73 U	64 U	68 U	64 U	
Bis(2-Ethylhexyl) Phthalate	--	--	UG/KG	250 U	170 U	340 U	280 U	320 U	210 U	
Caprolactam	--	--	UG/KG	98 U	89 U	110 U	88 U	93 U	88 U	
Carbazole	--	--	UG/KG	150 J	63 U	71 U	62 U	66 U	62 U	
Chrysene	1000	56000	UG/KG	1400	99 J	240 J	56 U	310 J	56 U	
Dibenz(A,H)Anthracene	330	560	UG/KG	240 J	55 U	62 U	55 U	68 J	55 U	
Dibenzofuran	7000	350000	UG/KG	69 U	63 U	72 U	63 U	66 U	62 U	
Diethyl Phthalate	--	--	UG/KG	78 U	71 U	81 U	71 U	75 U	70 U	
Dimethyl Phthalate	--	--	UG/KG	73 U	67 U	76 U	66 U	70 U	66 U	
Di-N-Butyl Phthalate	--	--	UG/KG	110 U	110 U	130 U	350 U	190 U	110 U	
Di-N-Octylphthalate	--	--	UG/KG	76 U	70 U	79 U	69 U	73 U	69 U	
Fluoranthene	100000	500000	UG/KG	2700	180 J	340 J	75 U	490	75 U	
Fluorene	30000	500000	UG/KG	97 J	59 U	67 U	58 U	62 U	58 U	
Hexachlorobenzene	330	6000	UG/KG	74 U	68 U	76 U	67 U	71 U	67 U	
Hexachlorobutadiene	--	--	UG/KG	44 U	40 U	46 U	40 U	42 U	40 U	
Hexachlorocyclopentadiene	--	--	UG/KG	89 U	81 U	91 U	80 U	85 U	80 U	
Hexachloroethane	--	--	UG/KG	53 U	48 U	55 U	48 U	51 U	48 U	
Indeno(1,2,3-C,D)Pyrene	500	5600	UG/KG	1000	71 J	260 J	60 U	300 J	60 U	
Isophorone	--	--	UG/KG	63 U	58 U	65 U	57 U	60 U	57 U	
Naphthalene	12000	500000	UG/KG	57 U	52 U	59 U	51 U	54 U	51 U	
Nitrobenzene	--	--	UG/KG	61 U	55 U	63 U	55 U	58 U	55 U	
N-Nitrosodi-N-Propylamine	--	--	UG/KG	91 U	83 U	94 U	82 U	87 U	82 U	

Table 2. Summary of Semivolatile Organic Compounds in Soil, 1000 Turk Hill Road, Fairport, Monroe County, New York

				Sample Designation:	TP-4	TP-4	TP-5	TP-5	TP-6	TP-6
				Field Sample Name:	TP-4_(0-0.5)	TP-4_(7-8)	TP-5_(0-0.5)	TP-5_(7-8)	TP-6_(0-0.5)	TP-6_(7-8)
				Sample Date:	01/07/2016	01/07/2016	01/07/2016	01/07/2016	01/07/2016	01/07/2016
				Normal or Field Duplicate:	N	N	N	N	N	N
				Sample Depth (ft bgs)	0 - 0.5	7 - 8	0 - 0.5	7 - 8	0 - 0.5	7 - 8
				Test Type:	INITIAL	INITIAL	INITIAL	INITIAL	INITIAL	INITIAL
Parameter	NYSDEC Unrestricted Use SCO	NYSDEC Commercial SCO	Unit							
N-Nitrosodiphenylamine	--	--	UG/KG	70 U	64 U	72 U	63 U	66 U	63 U	
Pentachlorophenol	800	6700	UG/KG	330 U	300 U	340 U	300 U	320 U	300 U	
Phenanthrene	100000	500000	UG/KG	1300	110 J	140 J	75 U	240 J	75 U	
Phenol	330	500000	UG/KG	150 U	130 U	150 U	130 U	140 U	130 U	
Pyrene	100000	500000	UG/KG	2500	170 J	350 J	77 U	480	77 U	

Table 2. Summary of Semivolatile Organic Compounds in Soil, 1000 Turk Hill Road, Fairport, Monroe County, New York

				Sample Designation:	TP-7	TP-7	TP-8	TP-8	TP-9	TP-9
				Field Sample Name:	TP-7_(0-0.5)	TP-7_(7-8)	TP-8_(0-0.5)	TP-8_(7-8)	TP-9_(0-0.5)	TP-9_(7-8)
				Sample Date:	01/07/2016	01/07/2016	01/07/2016	01/07/2016	01/07/2016	01/07/2016
				Normal or Field Duplicate:	N	N	N	N	N	N
				Sample Depth (ft bgs)	0 - 0.5	7 - 8	0 - 0.5	7 - 8	0 - 0.5	7 - 8
				Test Type:	INITIAL	INITIAL	INITIAL	INITIAL	INITIAL	INITIAL
Parameter	NYSDEC Unrestricted Use SCO	NYSDEC Commercial SCO	Unit							
1,2,4,5-Tetrachlorobenzene	--	--	UG/KG	110 U	93 U	110 U	88 U	92 U	84 U	
2,3,4,6-Tetrachlorophenol	--	--	UG/KG	120 U	100 U	120 U	95 U	100 U	91 U	
2,4,5-Trichlorophenol	--	--	UG/KG	78 U	70 U	81 U	66 U	70 U	63 U	
2,4,6-Trichlorophenol	--	--	UG/KG	51 U	46 U	53 U	44 U	46 U	41 U	
2,4-Dichlorophenol	--	--	UG/KG	76 U	68 U	79 U	65 U	68 U	61 U	
2,4-Dimethylphenol	--	--	UG/KG	80 U	71 U	83 U	68 U	71 U	65 U	
2,4-Dinitrophenol	--	--	UG/KG	330 U	300 U	350 U	280 U	300 U	270 U	
2,4-Dinitrotoluene	--	--	UG/KG	82 U	74 U	86 U	70 U	73 U	67 U	
2,6-Dinitrotoluene	--	--	UG/KG	110 U	97 U	120 U	92 U	97 U	88 U	
2-Chloronaphthalene	--	--	UG/KG	68 U	61 U	71 U	58 U	60 U	55 U	
2-Chlorophenol	--	--	UG/KG	57 U	51 U	59 U	48 U	51 U	46 U	
2-Methylnaphthalene	--	--	UG/KG	120 J	64 U	74 U	60 U	63 U	57 U	
2-Methylphenol (O-Cresol)	330	500000	UG/KG	90 U	81 U	94 U	77 U	80 U	73 U	
2-Nitroaniline	--	--	UG/KG	290 U	260 U	300 U	240 U	260 U	230 U	
2-Nitrophenol	--	--	UG/KG	60 U	54 U	63 U	52 U	54 U	49 U	
3- And 4- Methylphenol (Total)	330	500000	UG/KG	170 U	150 U	170 U	140 U	150 U	140 U	
3,3'-Dichlorobenzidine	--	--	UG/KG	84 U	76 U	88 U	72 U	75 U	68 U	
3-Nitroaniline	--	--	UG/KG	440 U	390 U	450 U	370 U	390 U	350 U	
4,6-Dinitro-2-Methylphenol	--	--	UG/KG	450 U	400 U	470 U	380 U	400 U	360 U	
4-Bromophenyl Phenyl Ether	--	--	UG/KG	82 U	74 U	86 U	70 U	74 U	67 U	
4-Chloro-3-Methylphenol	--	--	UG/KG	69 U	61 U	71 U	58 U	61 U	55 U	
4-Chloroaniline	--	--	UG/KG	84 U	75 U	88 U	72 U	75 U	68 U	
4-Chlorophenyl Phenyl Ether	--	--	UG/KG	76 U	68 U	80 U	65 U	68 U	62 U	
4-Nitroaniline	--	--	UG/KG	320 U	290 U	340 U	280 U	290 U	260 U	
4-Nitrophenol	--	--	UG/KG	280 U	250 U	290 U	240 U	250 U	220 U	
Acenaphthene	20000	500000	UG/KG	320 J	65 U	76 U	62 U	65 U	59 U	
Acenaphthylene	100000	500000	UG/KG	89 J	65 U	75 U	62 U	64 U	58 U	
Acetophenone	--	--	UG/KG	130 U	110 U	130 U	110 U	110 U	99 U	
Anthracene	100000	500000	UG/KG	1300	72 U	84 U	69 U	72 U	65 U	
Atrazine	--	--	UG/KG	240 U	220 U	250 U	210 U	220 U	200 U	
Benzaldehyde	--	--	UG/KG	170 UJ	160 UJ	180 UJ	150 UJ	160 UJ	140 UJ	

Table 2. Summary of Semivolatile Organic Compounds in Soil, 1000 Turk Hill Road, Fairport, Monroe County, New York

				Sample Designation:	TP-7	TP-7	TP-8	TP-8	TP-9	TP-9
				Field Sample Name:	TP-7_(0-0.5)	TP-7_(7-8)	TP-8_(0-0.5)	TP-8_(7-8)	TP-9_(0-0.5)	TP-9_(7-8)
				Sample Date:	01/07/2016	01/07/2016	01/07/2016	01/07/2016	01/07/2016	01/07/2016
				Normal or Field Duplicate:	N	N	N	N	N	N
				Sample Depth (ft bgs)	0 - 0.5	7 - 8	0 - 0.5	7 - 8	0 - 0.5	7 - 8
				Test Type:	INITIAL	INITIAL	INITIAL	INITIAL	INITIAL	INITIAL
Parameter	NYSDEC Unrestricted Use SCO	NYSDEC Commercial SCO	Unit							
Benzo(A)Anthracene	1000	5600	UG/KG	3600	250 J	67 U	55 U	57 U	60 J	
Benzo(A)Pyrene	1000	1000	UG/KG	3000	230 J	78 U	64 U	67 U	61 U	
Benzo(B)Fluoranthene	1000	5600	UG/KG	4000	310 J	68 U	55 U	58 U	61 J	
Benzo(G,H,I)Perylene	100000	500000	UG/KG	2100	190 J	73 U	59 U	62 U	56 U	
Benzo(K)Fluoranthene	800	56000	UG/KG	1300	100 J	75 U	62 U	64 U	58 U	
Benzyl Butyl Phthalate	--	--	UG/KG	85 U	76 U	89 U	72 U	76 U	69 U	
Biphenyl (Diphenyl)	--	--	UG/KG	88 U	79 U	92 U	75 U	78 U	71 U	
Bis(2-Chloroethoxy) Methane	--	--	UG/KG	51 U	45 U	53 U	43 U	45 U	41 U	
Bis(2-Chloroethyl) Ether (2-Chloroethyl Ether)	--	--	UG/KG	80 U	71 U	83 U	68 U	71 U	64 U	
Bis(2-Chloroisopropyl) Ether	--	--	UG/KG	77 U	69 U	80 U	65 U	68 U	62 U	
Bis(2-Ethylhexyl) Phthalate	--	--	UG/KG	330 U	230 U	330 U	240 U	280 U	220 U	
Caprolactam	--	--	UG/KG	110 U	94 U	110 U	89 U	94 U	85 U	
Carbazole	--	--	UG/KG	510	67 U	77 U	63 U	66 U	60 U	
Chrysene	1000	56000	UG/KG	3500	260 J	70 U	57 U	60 U	57 J	
Dibenz(A,H)Anthracene	330	560	UG/KG	540	58 U	68 U	56 U	58 U	53 U	
Dibenzofuran	7000	350000	UG/KG	250 J	67 U	78 U	64 U	67 U	60 U	
Diethyl Phthalate	--	--	UG/KG	84 U	75 U	88 U	72 U	75 U	68 U	
Dimethyl Phthalate	--	--	UG/KG	79 U	71 U	82 U	67 U	71 U	64 U	
Di-N-Butyl Phthalate	--	--	UG/KG	170 U	100 U	170 U	180 U	190 U	92 U	
Di-N-Octylphthalate	--	--	UG/KG	82 U	73 U	85 U	70 U	73 U	66 U	
Fluoranthene	100000	500000	UG/KG	6000	550	93 U	76 U	80 U	100 J	
Fluorene	30000	500000	UG/KG	390 J	62 U	73 U	59 U	62 U	56 U	
Hexachlorobenzene	330	6000	UG/KG	80 U	71 U	83 U	68 U	71 U	64 U	
Hexachlorobutadiene	--	--	UG/KG	48 U	43 U	50 U	41 U	43 U	39 U	
Hexachlorocyclopentadiene	--	--	UG/KG	95 U	85 U	99 U	81 U	85 U	77 U	
Hexachloroethane	--	--	UG/KG	57 U	51 U	59 U	49 U	51 U	46 U	
Indeno(1,2,3-C,D)Pyrene	500	5600	UG/KG	2300	190 J	75 U	61 U	64 U	58 U	
Isophorone	--	--	UG/KG	68 U	61 U	71 U	58 U	61 U	55 U	
Naphthalene	12000	500000	UG/KG	230 J	55 U	64 U	52 U	55 U	50 U	
Nitrobenzene	--	--	UG/KG	65 U	58 U	68 U	56 U	58 U	53 U	
N-Nitrosodi-N-Propylamine	--	--	UG/KG	98 U	88 U	110 U	84 U	88 U	79 U	

Table 2. Summary of Semivolatile Organic Compounds in Soil, 1000 Turk Hill Road, Fairport, Monroe County, New York

				Sample Designation:	TP-7	TP-7	TP-8	TP-8	TP-9	TP-9
				Field Sample Name:	TP-7_(0-0.5)	TP-7_(7-8)	TP-8_(0-0.5)	TP-8_(7-8)	TP-9_(0-0.5)	TP-9_(7-8)
				Sample Date:	01/07/2016	01/07/2016	01/07/2016	01/07/2016	01/07/2016	01/07/2016
				Normal or Field Duplicate:	N	N	N	N	N	N
				Sample Depth (ft bgs)	0 - 0.5	7 - 8	0 - 0.5	7 - 8	0 - 0.5	7 - 8
				Test Type:	INITIAL	INITIAL	INITIAL	INITIAL	INITIAL	INITIAL
Parameter	NYSDEC Unrestricted Use SCO	NYSDEC Commercial SCO	Unit							
N-Nitrosodiphenylamine	--	--	UG/KG	75 U	67 U	78 U	64 U	67 U	61 U	
Pentachlorophenol	800	6700	UG/KG	360 U	320 U	370 U	300 U	320 U	290 U	
Phenanthrene	100000	500000	UG/KG	4100	330 J	94 U	77 U	80 U	73 U	
Phenol	330	500000	UG/KG	160 U	140 U	160 U	130 U	140 U	130 U	
Pyrene	100000	500000	UG/KG	5800	490	96 U	78 U	82 U	110 J	

Table 3. Summary of Metals in Soil, 1000 Turk Hill Road, Fairport, Monroe County, New York

				Sample Designation:	MW-10S	MW-10S	MW-10S	MW-10S	MW-11D	MW-11M
				Field Sample Name:	DUPLICATE-02	SB-10S_(10-12)	SB-10S_(14-16)	SB-10S_(16-18)	MW-11D_(28-30)	MW-11M_(20-22)
				Sample Date:	10/07/2015	10/07/2015	10/07/2015	10/07/2015	09/29/2015	10/01/2015
				Normal or Field Duplicate:	FD	N	N	N	N	N
				Sample Depth (ft bgs)	16 - 18	10 - 12	14 - 16	16 - 18	28 - 30	20 - 22
				Test Type:	INITIAL	INITIAL	INITIAL	INITIAL	INITIAL	INITIAL
Parameter	NYSDEC Unrestricted Use SCO	NYSDEC Commercial SCO	Unit							
Aluminum	--	--	MG/KG	8660	3850	9470	8900	6360	5900	
Antimony	--	--	MG/KG	0.131 UN	0.129 UN	0.126 UJ	0.133 UN	0.917 J	1.1 J	
Arsenic	13	16	MG/KG	3.9 J	2.6	1.2 J	1.8	1.1	31	
Barium	350	400	MG/KG	112 NJ	22.1 N	253 NJ	82.3 N	281 E	24 E	
Beryllium	7.2	590	MG/KG	0.451	0.218 J	0.507	0.473	0.38	0.354	
Cadmium	2.5	9.3	MG/KG	0.018 U	0.018 U	0.018 U	0.019 U	0.018 U	0.018 U	
Calcium	--	--	MG/KG	67000	75300	41300	51600	96700	78700	
Chromium, Total	30	1500	MG/KG	11.7	6.1	12.7	12.3	10.6	10.6	
Cobalt	--	--	MG/KG	11.4	4.3 J	12.3	10	3.5 EJ	31.1 E	
Copper	50	270	MG/KG	17.7	11.5	12.4	11.3	3.3	114	
Iron	--	--	MG/KG	14900	10500	16700	18200	15500	14100	
Lead	63	1000	MG/KG	8.9	4.9 J	4 J	3.2 J	1.2 J	33.3	
Magnesium	--	--	MG/KG	32500	31300	23900	30000	29000 E	36100 E	
Manganese	1600	10000	MG/KG	344	392	259	308	319	346	
Mercury	0.18	2.8	MG/KG	0.005 J	0.004 J	0.005 J	0.003 U	0.003 U	0.005 J	
Nickel	30	310	MG/KG	21.9	8.2	22.3	21.2	13.2 E	34.3 E	
Potassium	--	--	MG/KG	4340 E	1340 E	4360 E	4490 E	4080	2970	
Selenium	3.9	1500	MG/KG	0.461 J	0.712 J	0.313 J	0.252 J	0.994 J	0.735 J	
Silver	2	1500	MG/KG	0.076 J	0.108 J	0.201 J	0.107 J	0.066 U	0.065 U	
Sodium	--	--	MG/KG	317	235	309	322	276	310	
Thallium	--	--	MG/KG	0.294 U	0.29 U	0.284 U	0.3 U	0.294 U	0.292 U	
Vanadium	--	--	MG/KG	11.3	11	11.1	11.1	10.6	8	
Zinc	109	10000	MG/KG	25.4 E	32.8 E	24.6 EL	23.5 E	15.6 E	29.6 E	

Table 3. Summary of Metals in Soil, 1000 Turk Hill Road, Fairport, Monroe County, New York

Sample Designation: MW-11S Field Sample Name: DUPLICATE-01 Sample Date: 10/02/2015 Normal or Field Duplicate: FD Sample Depth (ft bgs): 22 - 24 Test Type: INITIAL				MW-11S	MW-11S	MW-11S	MW-12S	MW-14S	MW-15S
				DUPLICATE-01	MW-11S_(20-22)	MW-11S_(22-24)	SB-12S_(8-10)	SB-14S_(8-10)	SB-15S_(5-8)
				10/02/2015	10/02/2015	10/02/2015	10/06/2015	10/13/2015	12/17/2015
				N	N	N	N	N	N
				22 - 24	20 - 22	22 - 24	8 - 10	8 - 10	5 - 8
				INITIAL	INITIAL	INITIAL	INITIAL	INITIAL	INITIAL
Parameter	NYSDEC Unrestricted Use SCO	NYSDEC Commercial SCO	Unit						
Aluminum	--	--	MG/KG	7550	3730	7510	2890	8060	5810
Antimony	--	--	MG/KG	1.2 J	1.2 J	1.2 J	0.132 UN	0.286 U	0.2 U
Arsenic	13	16	MG/KG	3.3	9.5	13.7	2.1	12.8 EL	2.4
Barium	350	400	MG/KG	191 E	18.8 E	223 E	23.9 N	24.5	25.5
Beryllium	7.2	590	MG/KG	0.451	0.246 J	0.447	0.158 J	0.48	0.225 J
Cadmium	2.5	9.3	MG/KG	0.019 U	0.017 U	0.019 U	0.019 U	0.04 J	0.486 J
Calcium	--	--	MG/KG	50600	58300	55900	55400	51500	2360
Chromium, Total	30	1500	MG/KG	11	7.3	11.2	5.9	13.2	9.2
Cobalt	--	--	MG/KG	13.6 EJ	12.4 E	25.1 EJ	2.6 J	23.6	2 J
Copper	50	270	MG/KG	19.6	22.8	25.3	6.3	70.2	13.7
Iron	--	--	MG/KG	13800	9110	13700	8970	16100	9570
Lead	63	1000	MG/KG	5.1 J	6.4	15.7 J	4.8 J	19.9	12
Magnesium	--	--	MG/KG	24300 E	30800 E	28900 E	14500	28600	2010 E
Manganese	1600	10000	MG/KG	248	268	266	298	322	64.7 E
Mercury	0.18	2.8	MG/KG	0.004 J	0.006 J	0.006 J	0.005 J	0.011 J	0.096
Nickel	30	310	MG/KG	23.5 EL	24.4 E	29.2 E	5.3	37.9	7.9 E
Potassium	--	--	MG/KG	4220	1560	4020	648 E	3680	501
Selenium	3.9	1500	MG/KG	0.199 U	0.813 J	0.562 J	0.591 J	0.726 J	0.38 J
Silver	2	1500	MG/KG	0.066 U	0.062 U	0.067 U	0.188 J	0.65 J	0.052 U
Sodium	--	--	MG/KG	311	273	311	204	247	151
Thallium	--	--	MG/KG	0.297 U	0.278 U	0.301 U	0.297 U	0.282 U	0.594 U
Vanadium	--	--	MG/KG	9.2	5.1 J	9.4	9.3	9.6	15.2
Zinc	109	10000	MG/KG	23.3 EL	21.8 E	21.8 E	34.2 E	23.6	299 E

Table 3. Summary of Metals in Soil, 1000 Turk Hill Road, Fairport, Monroe County, New York

Sample Designation: MW-16S MW-1S MW-2D MW-2M MW-2S MW-3S Field Sample Name: SB-16S_(6-8) SB-1-S_(6.4-8) SB_MW-2-D_(13-15) SB_MW-2-M_(11-13) SB_MW-2-S_(9-11) SB-3_(5-8) Sample Date: 10/12/2015 12/17/2015 12/29/2015 12/28/2015 12/28/2015 12/17/2015 Normal or Field Duplicate: N N N N N N Sample Depth (ft bgs) 6 - 8 6.4 - 8 13 - 15 11 - 13 9 - 11 5 - 8 Test Type: INITIAL INITIAL INITIAL INITIAL INITIAL INITIAL													
				Parameter	NYSDEC Unrestricted Use SCO	NYSDEC Commercial SCO	Unit						
				Aluminum	--	--	MG/KG	4550	4600	7820	7720	7760	6950
				Antimony	--	--	MG/KG	0.758 J	0.242 J	0.576 J	2 J	0.642 J	0.202 U
				Arsenic	13	16	MG/KG	6.3 E	3.2	1.5 E	3.8 E	25.6 E	4.7
				Barium	350	400	MG/KG	29.6	28.1	54.6	41.8	46.1	54.1
Beryllium	7.2	590	MG/KG	0.527	0.173 J	0.37	0.361	0.401	0.336 J				
Cadmium	2.5	9.3	MG/KG	0.635	0.115 J	0.054 J	0.57 J	0.183 J	0.192 J				
Calcium	--	--	MG/KG	29800	17000	81500	23400	2010	9610				
Chromium, Total	30	1500	MG/KG	9.4	6.4	13.5	15.4	12.9	10.2				
Cobalt	--	--	MG/KG	3.9 J	2.8 J	3.5 EL	4.2 EJ	4.2 EJ	4.2 J				
Copper	50	270	MG/KG	17.8	12	5.3	463	8.3	6.7				
Iron	--	--	MG/KG	27100	11400	21600	22200	20200	15100				
Lead	63	1000	MG/KG	31	3.6 J	4.4 J	801	3.6 J	21.6				
Magnesium	--	--	MG/KG	16200	4510 E	31600	13600	3130	5310 E				
Manganese	1600	10000	MG/KG	341	451 E	368	187	164	201 E				
Mercury	0.18	2.8	MG/KG	0.028 J	0.006 J	0.003 U	0.714	0.017 J	0.024 J				
Nickel	30	310	MG/KG	9.3	8.6 E	15 E	14.2 E	15.7 E	11.2 E				
Potassium	--	--	MG/KG	658	707	3650	2780	2860	1670				
Selenium	3.9	1500	MG/KG	1.3	0.299 J	0.642 U	0.687 U	0.951 J	0.217 U				
Silver	2	1500	MG/KG	1.1 J	0.051 U	0.048 U	0.128 J	0.05 U	0.053 U				
Sodium	--	--	MG/KG	900	82.3 J	203	178	83.2 J	56.5 J				
Thallium	--	--	MG/KG	0.31 U	0.578 U	0.545 U	0.583 U	0.574 U	0.601 U				
Vanadium	--	--	MG/KG	16.5	11.6	11	12.8	13.3	14				
Zinc	109	10000	MG/KG	135	39.3 E	22.5 E	427 E	36.1 E	35.6 E				

Table 3. Summary of Metals in Soil, 1000 Turk Hill Road, Fairport, Monroe County, New York

				MW-4S	MW-5S	MW-6D	MW-6D	MW-6M	MW-6S
Sample Designation:									
Field Sample Name:				SB-04S (7-9)	SB-5S (8-9)	DUPLICATE_03	SB-06D (9-11)	SB-06M (9-11)	SB-06S (11-13)
Sample Date:				01/05/2016	10/05/2015	01/07/2016	01/06/2016	01/05/2016	01/04/2016
Normal or Field Duplicate:				N	N	FD	N	N	N
Sample Depth (ft bgs)				7 - 9	8 - 9	9 - 11	9 - 11	9 - 11	11 - 13
Test Type:				INITIAL	INITIAL	INITIAL	INITIAL	INITIAL	INITIAL
Parameter	NYSDEC Unrestricted Use SCO	NYSDEC Commercial SCO	Unit						
Aluminum	--	--	MG/KG	7460 E	10400	6750	8110	5690 E	4880 E
Antimony	--	--	MG/KG	0.145 UN	0.147 UN	0.133 UN	0.201 NJ	0.132 UN	0.132 UN
Arsenic	13	16	MG/KG	5.1	2.4	2.9 NJ	8.9 NJ	2.9	3.6
Barium	350	400	MG/KG	78.5	78.6 N	26.3	29.6	26.2	32.1
Beryllium	7.2	590	MG/KG	0.375	0.575	0.388	0.42	0.323 J	0.283 J
Cadmium	2.5	9.3	MG/KG	1.3	0.159 J	0.178 J	0.337 J	0.019 U	0.019 U
Calcium	--	--	MG/KG	13900	31000	59200	38100	45600	49300
Chromium, Total	30	1500	MG/KG	15.9	14.7	12.5 N	13.7 N	10.2	8.2
Cobalt	--	--	MG/KG	5.8 J	7.5	7.1 EJ	16.6 EJ	5 J	5.7
Copper	50	270	MG/KG	97.7 E	13	12.4 NJ	21 NJ	11.9 E	12.5 E
Iron	--	--	MG/KG	22800	23300	18000 J	34400 J	13100	15400
Lead	63	1000	MG/KG	1120	3 J	8 NJ	21.5 NJ	33.3	12.1
Magnesium	--	--	MG/KG	5800 E	20300	32300	22900	23800 E	25300 E
Manganese	1600	10000	MG/KG	1030	436	723	733	494	1110
Mercury	0.18	2.8	MG/KG	0.073	0.009 J	0.01 J	0.008 J	0.011 J	0.009 J
Nickel	30	310	MG/KG	14	29.1	17.4	24.3	12.2	12.1
Potassium	--	--	MG/KG	1620	5230 E	3320 N	3210 N	2300	1780
Selenium	3.9	1500	MG/KG	0.716 U	0.439 J	0.201 U	0.363 J	0.651 U	0.648 U
Silver	2	1500	MG/KG	1.4	0.273 J	0.067 U	0.07 U	0.066 U	0.066 U
Sodium	--	--	MG/KG	441	296	344	311	246	179
Thallium	--	--	MG/KG	0.655 U	0.33 U	0.6 U	0.314 U	0.298 U	0.592 U
Vanadium	--	--	MG/KG	15.4	14.4	12.4	16.1	10.7	11
Zinc	109	10000	MG/KG	816	358 E	88.4	103	129 E	81.3 E

Table 3. Summary of Metals in Soil, 1000 Turk Hill Road, Fairport, Monroe County, New York

				Sample Designation:	MW-7S	MW-7S	MW-8S	MW-9S	SB-17	SB-18	SB-19
				Field Sample Name:	Duplicate_02	SB-07S_(9-11)	SB-8S_(5-8)	SB-9S_(6-8)	SB-17_(14-15)	SB-18_(2-4)	SB-19_(14-15.3)
				Sample Date:	01/05/2016	01/04/2016	12/14/2015	10/07/2015	01/07/2016	01/07/2016	01/07/2016
				Normal or Field Duplicate:	N	N	N	N	N	N	N
				Sample Depth (ft bgs)	9 - 11	9 - 11	5 - 8	6 - 8	14 - 15	2 - 4	14 - 15.3
				Test Type:	INITIAL	INITIAL	INITIAL	INITIAL	INITIAL	INITIAL	INITIAL
Parameter	NYSDEC Unrestricted Use SCO	NYSDEC Commercial SCO	Unit								
Aluminum	--	--	MG/KG	5930 E	6210 E	5640	3960	9930	5760	10700	
Antimony	--	--	MG/KG	0.138 UN	0.14 UN	0.207 U	0.201 NJ	0.141 UN	0.411 NJ	0.134 UN	
Arsenic	13	16	MG/KG	2.4	2.3	1.6	1.4	2.6 N	11.8 NJ	2.2 N	
Barium	350	400	MG/KG	31.7	26.5	50.5	30.8 N	38.6	74.6	43.8	
Beryllium	7.2	590	MG/KG	0.329 J	0.334 J	0.196 J	0.175 J	0.589	0.345	0.599	
Cadmium	2.5	9.3	MG/KG	0.019 U	0.02 U	0.16 J	0.396 J	0.13 J	0.296 J	0.09 J	
Calcium	--	--	MG/KG	40600	43400	5630	115000	17900	24800	35800	
Chromium, Total	30	1500	MG/KG	9.4	9.6	6.9	18.6	16.6 N	9.8 NJ	15.6 N	
Cobalt	--	--	MG/KG	5.4 J	5.1 J	2.6 J	3.2 J	10.2 E	4.7 EJ	15.6 E	
Copper	50	270	MG/KG	9.8 E	8.7 E	4.6	122	13.1 N	53.3 NJ	17.5 N	
Iron	--	--	MG/KG	16500	16500	9170	12500	23100	14900	30900	
Lead	63	1000	MG/KG	1.8 J	2.1 J	4.1 J	216	6.7 NE	153 NJ	6.3 NE	
Magnesium	--	--	MG/KG	23100 E	24600 E	1370 E	17400	12400	10400	12600	
Manganese	1600	10000	MG/KG	595	553	293 E	395	619	507 J	285	
Mercury	0.18	2.8	MG/KG	0.008 J	0.012 J	0.027 J	0.121	0.018 J	0.147	0.021 J	
Nickel	30	310	MG/KG	13.3	13.1	7 E	9.2	20.7	14.3 J	27.7	
Potassium	--	--	MG/KG	2710	3520	396	805 E	5600 N	1060 N	6220 N	
Selenium	3.9	1500	MG/KG	0.679 U	0.69 U	0.545 J	2	0.213 U	0.503 J	0.267 J	
Silver	2	1500	MG/KG	0.069 U	0.07 U	0.054 U	0.421 J	0.071 U	0.143 J	0.067 U	
Sodium	--	--	MG/KG	201	237	61.9 J	245	329	136	152	
Thallium	--	--	MG/KG	0.31 U	0.315 U	0.615 U	0.365 U	0.318 U	0.615 U	0.302 U	
Vanadium	--	--	MG/KG	10.6	10.6	11.6	9.3	15.3	14	12.4	
Zinc	109	10000	MG/KG	40 E	39.4 E	26.8 E	228 E	74.2	146	47.1	

Table 3. Summary of Metals in Soil, 1000 Turk Hill Road, Fairport, Monroe County, New York

				SB-20	SB-21	SB-22	SB-23	SB-24	SB-25
Sample Designation:				SB-20	SB-21	SB-22	SB-23	SB-24	SB-25
Field Sample Name:				SB-20_(10-12)	SB-21_(10-12)	SB-22_(10-12)	SB-23_(8-10)	SB-24_(14.5-16.5)	SB-25_(9-10.5)
Sample Date:				10/12/2015	10/08/2015	10/08/2015	10/08/2015	12/31/2015	12/31/2015
Normal or Field Duplicate:				N	N	N	N	N	N
Sample Depth (ft bgs)				10 - 12	10 - 12	10 - 12	8 - 10	14.5 - 16.5	9 - 10.5
Test Type:				INITIAL	INITIAL	INITIAL	INITIAL	INITIAL	INITIAL
Parameter	NYSDEC Unrestricted Use SCO	NYSDEC Commercial SCO	Unit						
Aluminum	--	--	MG/KG	7160	4760	3180	4210	4610	5820
Antimony	--	--	MG/KG	0.351 J	0.127 UN	0.123 UN	0.133 UN	1.2 J	0.887 J
Arsenic	13	16	MG/KG	2.1 E	2.6	2.1	2.6	2.9 E	5.3 E
Barium	350	400	MG/KG	41.9	22.3 N	19.8 N	29.2 N	23.4	43.8
Beryllium	7.2	590	MG/KG	0.418	0.23 J	0.184 J	0.22 J	0.173 J	0.284 J
Cadmium	2.5	9.3	MG/KG	0.018 U	0.018 U	0.017 U	0.019 U	0.076 J	0.319 J
Calcium	--	--	MG/KG	49800	45600	87500	54100	42700	10500
Chromium, Total	30	1500	MG/KG	10.8	6.7	7.4	9.8	10.3	12.1
Cobalt	--	--	MG/KG	9	3.7 J	2.6 J	3.5 J	3.5 EJ	3.3 EJ
Copper	50	270	MG/KG	16.7	10.3	7.6	10.6	9.8	42.5
Iron	--	--	MG/KG	13200	11800	9490	11600	12000	13000
Lead	63	1000	MG/KG	4.9 J	11.1	6.7	9.2	4.3 J	170
Magnesium	--	--	MG/KG	24200	17400	37400	20000	13200	6230
Manganese	1600	10000	MG/KG	314	444	472	489	428	346
Mercury	0.18	2.8	MG/KG	0.008 J	0.004 J	0.003 U	0.004 J	0.004 J	0.058
Nickel	30	310	MG/KG	21.8	8.7	5.2	7	10 E	9.1 E
Potassium	--	--	MG/KG	3390	1020 E	834 E	1030 E	921	997
Selenium	3.9	1500	MG/KG	0.921 J	0.328 J	0.802 J	0.625 J	0.639 U	0.699 U
Silver	2	1500	MG/KG	0.521 J	0.195 J	0.062 U	0.162 J	0.048 U	0.052 U
Sodium	--	--	MG/KG	521	252	215	237	686	545
Thallium	--	--	MG/KG	0.292 U	0.285 U	0.278 U	0.3 U	0.542 U	0.593 U
Vanadium	--	--	MG/KG	8.5	11.3	9.8	11.8	12.8	13.1
Zinc	109	10000	MG/KG	25.8	38.8 E	28.1 E	43.2 E	32.4 E	161 E

Table 3. Summary of Metals in Soil, 1000 Turk Hill Road, Fairport, Monroe County, New York

				Sample Designation:	SB-26	TP-1	TP-1	TP-10	TP-10	TP-2	TP-2	TP-3
				Field Sample Name:	SB-26_(7-9)	TP-1_(0-0.5)	TP-1_(7-8)	TP-10_(0-0.5)	TP-10_(7-8)	TP-2_(0-0.5)	TP-2_(7-8)	TP-3_(0-0.5)
				Sample Date:	12/31/2015	01/06/2016	01/06/2016	01/07/2016	01/07/2016	01/06/2016	01/06/2016	01/07/2016
				Normal or Field Duplicate:	N	N	N	N	N	N	N	N
				Sample Depth (ft bgs)	7-9	0-0.5	7-8	0-0.5	7-8	0-0.5	7-8	0-0.5
				Test Type:	INITIAL	INITIAL	INITIAL	INITIAL	INITIAL	INITIAL	INITIAL	INITIAL
Parameter	NYSDEC Unrestricted Use SCO	NYSDEC Commercial SCO	Unit									
Aluminum	--	--	MG/KG	5740	4460 E	6910 E	5790	6830	4520 E	5400 E	5110	
Antimony	--	--	MG/KG	0.84 J	0.145 UN	0.136 UJ	0.227 J	0.736 J	0.133 UN	0.127 UN	1.3 J	
Arsenic	13	16	MG/KG	4 E	2.9	3.3	5.2 J	4	2.9	3.3	4	
Barium	350	400	MG/KG	42.1	30.3	50.1	53.6	47.1	33.9	35.5	45.9	
Beryllium	7.2	590	MG/KG	0.222 J	0.233 J	0.372	0.267 J	0.26 J	0.225 J	0.261 J	0.197 J	
Cadmium	2.5	9.3	MG/KG	0.163 J	0.02 U	0.019 U	0.588 J	0.136 J	0.019 U	0.018 U	0.186 J	
Calcium	--	--	MG/KG	8650	42200	4850	28600	7000	45500	27700	36600	
Chromium, Total	30	1500	MG/KG	8.5	6.7	9.9	17.8 J	10	6.5	7.6	8.6	
Cobalt	--	--	MG/KG	4.3 EJ	3.6 J	4.7 J	8.4 E	4.4 EJ	3.5 J	4.1 J	3.9 EJ	
Copper	50	270	MG/KG	10.8	9.9 E	8.8 EL	98.8 NJ	14.3 N	8.6 E	10.9 E	14.6 N	
Iron	--	--	MG/KG	12900	10700	16100	20100 J	14500	11100	12800	13900	
Lead	63	1000	MG/KG	15.9	9.1	12.2	99.1	19.1	5.6	10.5	37.2	
Magnesium	--	--	MG/KG	4780	14200 E	3260 EL	10200	4220	13800 E	10700 E	12800	
Manganese	1600	10000	MG/KG	224	381	1000 J	510	601	384	480	373	
Mercury	0.18	2.8	MG/KG	0.033 J	0.028 J	0.034 J	1.4	0.055	0.012 J	0.017 J	0.06	
Nickel	30	310	MG/KG	8.1 E	7.6	9.3	14 J	9.1	7.3	8.6	7.8	
Potassium	--	--	MG/KG	759	1130	629	1160	807	1010	920	1080	
Selenium	3.9	1500	MG/KG	0.689 U	0.715 U	0.668 U	0.79 U	0.669 U	0.657 U	0.628 U	0.686 U	
Silver	2	1500	MG/KG	0.051 U	0.073 U	0.068 U	0.059 U	0.05 U	0.067 U	0.064 U	0.051 U	
Sodium	--	--	MG/KG	715	90.3 J	50.2 J	134	102 J	93.6 J	74.5 J	158	
Thallium	--	--	MG/KG	0.585 U	0.327 U	0.61 U	0.67 U	0.567 U	0.3 U	0.287 U	0.582 U	
Vanadium	--	--	MG/KG	13.7	11.4	15.8	19.3	16.4	11.5	12.9	13.3	
Zinc	109	10000	MG/KG	49.4 E	57.1 E	51.3 E	319 J	62.8	43.9 E	48.8 E	93.2	

Table 3. Summary of Metals in Soil, 1000 Turk Hill Road, Fairport, Monroe County, New York

				TP-3	TP-4	TP-4	TP-5	TP-5	TP-6	TP-6	TP-7
Sample Designation:				TP-3	TP-4	TP-4	TP-5	TP-5	TP-6	TP-6	TP-7
Field Sample Name:				TP-3_(7-8)	TP-4_(0-0.5)	TP-4_(7-8)	TP-5_(0-0.5)	TP-5_(7-8)	TP-6_(0-0.5)	TP-6_(7-8)	TP-7_(0-0.5)
Sample Date:				01/07/2016	01/07/2016	01/07/2016	01/07/2016	01/07/2016	01/07/2016	01/07/2016	01/07/2016
Normal or Field Duplicate:				N	N	N	N	N	N	N	N
Sample Depth (ft bgs)				7 - 8	0 - 0.5	7 - 8	0 - 0.5	7 - 8	0 - 0.5	7 - 8	0 - 0.5
Test Type:				INITIAL	INITIAL	INITIAL	INITIAL	INITIAL	INITIAL	INITIAL	INITIAL
Parameter	NYSDEC Unrestricted Use SCO	NYSDEC Commercial SCO	Unit								
Aluminum	--	--	MG/KG	4680	5100	7830	5240	7470	5220	5860	4410
Antimony	--	--	MG/KG	0.492 J	0.26 J	0.418 J	0.208 U	0.571 J	0.534 J	0.185 U	0.218 U
Arsenic	13	16	MG/KG	3.5	3.4	2.9	6	3.8	3.4	4.8	4.6
Barium	350	400	MG/KG	32	43.4	38	39.5	34.4	35.9	32	40.5
Beryllium	7.2	590	MG/KG	0.175 J	0.201 J	0.242 J	0.259 J	0.285 J	0.209 J	0.23 J	0.181 J
Cadmium	2.5	9.3	MG/KG	0.12 J	0.154 J	0.077 J	0.185 J	0.099 J	0.081 J	0.088 J	0.233 J
Calcium	--	--	MG/KG	30700	38000	9600	29400	2510	26400	13500	32000
Chromium, Total	30	1500	MG/KG	7.1	8.8	8.8	8.5	9.4	7.6	8.5	8.5
Cobalt	--	--	MG/KG	3.1 EJ	3.9 EJ	3.9 EJ	5.7 EJ	4.3 EJ	4.7 EJ	4.5 EJ	3.4 EJ
Copper	50	270	MG/KG	11.3 N	16.3 N	8 N	22.1 N	10.8 N	15.5 N	15 N	17 N
Iron	--	--	MG/KG	12000	17600	11600	23000	15400	13100	19300	13200
Lead	63	1000	MG/KG	22.5	30.5	11.9	29.9	9.5	29.9	69.3	44.8
Magnesium	--	--	MG/KG	7670	13900	4410	11400	2330	9130	6610	11600
Manganese	1600	10000	MG/KG	385	418	244	518	393	486	452	357
Mercury	0.18	2.8	MG/KG	0.039	0.051	0.029 J	0.043	0.039	0.066	0.026 J	0.091
Nickel	30	310	MG/KG	6.4	8.3	7.7	9.7	9	8.8	8.8	7.3
Potassium	--	--	MG/KG	768	1150	605	1190	746	880	832	1030
Selenium	3.9	1500	MG/KG	0.646 U	0.699 U	0.649 U	0.728 U	0.649 U	0.686 U	0.647 U	0.766 U
Silver	2	1500	MG/KG	0.048 U	0.052 U	0.048 U	0.054 U	0.048 U	0.051 U	0.048 U	0.057 U
Sodium	--	--	MG/KG	124	126	92.3 J	147	78.4 J	108 J	96.4 J	147
Thallium	--	--	MG/KG	0.548 U	0.593 U	0.551 U	0.617 U	0.55 U	0.582 U	0.549 U	0.649 U
Vanadium	--	--	MG/KG	12.2	13.2	16.4	13.1	15.9	12.4	14.6	11.8
Zinc	109	10000	MG/KG	65.1	77	55.4	78	50.7	82.6	69	84.1

Table 3. Summary of Metals in Soil, 1000 Turk Hill Road, Fairport, Monroe County, New York

				TP-7	TP-8	TP-8	TP-9	TP-9
Sample Designation:				TP-7	TP-8	TP-8	TP-9	TP-9
Field Sample Name:				TP-7_(7-8)	TP-8_(0-0.5)	TP-8_(7-8)	TP-9_(0-0.5)	TP-9_(7-8)
Sample Date:				01/07/2016	01/07/2016	01/07/2016	01/07/2016	01/07/2016
Normal or Field Duplicate:				N	N	N	N	N
Sample Depth (ft bgs)				7 - 8	0 - 0.5	7 - 8	0 - 0.5	7 - 8
Test Type:				INITIAL	INITIAL	INITIAL	INITIAL	INITIAL
Parameter	NYSDEC Unrestricted Use SCO	NYSDEC Commercial SCO	Unit					
Aluminum	--	--	MG/KG	6830	4930	4260	3680	6180
Antimony	--	--	MG/KG	0.198 U	0.42 J	0.43 J	0.648 J	0.178 U
Arsenic	13	16	MG/KG	5.1	2.7	4	2.9	5.2
Barium	350	400	MG/KG	43.6	35.2	33.6	25.9	33.1
Beryllium	7.2	590	MG/KG	0.246 J	0.184 J	0.143 J	0.127 J	0.254 J
Cadmium	2.5	9.3	MG/KG	0.199 J	0.276 J	0.066 J	0.127 J	0.159 J
Calcium	--	--	MG/KG	19700	17500	21600	33800	2530
Chromium, Total	30	1500	MG/KG	9.3	7.4	7.1	5.8	10.5
Cobalt	--	--	MG/KG	4.2 EJ	3.5 EJ	3.1 EJ	3 EJ	4.6 EJ
Copper	50	270	MG/KG	14.2 N	12.5 N	11.7 N	9.9 N	10.9 N
Iron	--	--	MG/KG	14100	10900	11300	8930	18400
Lead	63	1000	MG/KG	35.3	10.9	5.8	7.6	22.4
Magnesium	--	--	MG/KG	9420	7580	7810	11900	2280
Manganese	1600	10000	MG/KG	455	385	474	343	215
Mercury	0.18	2.8	MG/KG	0.047	0.033 J	0.009 J	0.02 J	0.037
Nickel	30	310	MG/KG	8	7.2	7.3	5.6	10
Potassium	--	--	MG/KG	757	1080	686	875	684
Selenium	3.9	1500	MG/KG	0.693 U	0.776 U	0.652 U	0.683 U	0.625 U
Silver	2	1500	MG/KG	0.051 U	0.058 U	0.048 U	0.051 U	0.046 U
Sodium	--	--	MG/KG	111 J	130 J	124	120	84.3 J
Thallium	--	--	MG/KG	0.587 U	0.658 U	0.553 U	0.58 U	0.53 U
Vanadium	--	--	MG/KG	15.1	12.7	12.6	10.2	20.6
Zinc	109	10000	MG/KG	70	58.5	53.7	51.2	61.8

Table 4. Summary of Polychlorinated Biphenyls in Soil, 1000 Turk Hill Road, Fairport, Monroe County, New York

				Sample Designation:	MW-10S	MW-10S	MW-10S	MW-10S	MW-11D
				Field Sample Name:	SB-10S_(10-12)	SB-10S_(14-16)	SB-10S_(16-18)	DUPLICATE-02	MW-11D_(28-30)
				Sample Date:	10/07/2015	10/07/2015	10/07/2015	10/07/2015	09/29/2015
				Normal or Field Duplicate:	N	N	N	FD	N
				Sample Depth (ft bgs)	10 - 12	14 - 16	16 - 18	16 - 18	28 - 30
				Test Type:	INITIAL	INITIAL	INITIAL	INITIAL	INITIAL
Parameter	NYSDEC Unrestricted Use SCO	NYSDEC Commercial SCO	Unit						
PCB-1016 (Aroclor 1016)	--	--	UG/KG	19 U	19 U	19 U	19 U	19 U	20 U
PCB-1221 (Aroclor 1221)	--	--	UG/KG	38 U	38 U	38 U	38 U	38 U	39 U
PCB-1232 (Aroclor 1232)	--	--	UG/KG	19 U	19 U	19 U	19 U	19 U	20 U
PCB-1242 (Aroclor 1242)	--	--	UG/KG	19 U	19 U	19 U	19 U	19 U	20 U
PCB-1248 (Aroclor 1248)	--	--	UG/KG	19 U	19 U	19 U	19 U	19 U	20 U
PCB-1254 (Aroclor 1254)	--	--	UG/KG	22 U	21 U	22 U	22 U	22 U	22 U
PCB-1260 (Aroclor 1260)	--	--	UG/KG	19 U	19 U	19 U	19 U	19 U	20 U
Total PCBs	100	1000	UG/KG	19 U	19 U	19 U	19 U	19 U	20 U

Table 4. Summary of Polychlorinated Biphenyls in Soil, 1000 Turk Hill Road, Fairport, Monroe County, New York

				MW-11M	MW-11S	MW-11S	MW-11S	MW-12S
Sample Designation:				MW-11M_(20-22)	MW-11S_(20-22)	MW-11S_(22-24)	DUPLICATE-01	SB-12S_(8-10)
Field Sample Name:				10/01/2015	10/02/2015	10/02/2015	10/02/2015	10/06/2015
Sample Date:				N	N	N	FD	N
Normal or Field Duplicate:				20 - 22	20 - 22	22 - 24	22 - 24	8 - 10
Sample Depth (ft bgs):				INITIAL	INITIAL	INITIAL	INITIAL	INITIAL
Test Type:								
Parameter	NYSDEC Unrestricted Use SCO	NYSDEC Commercial SCO	Unit					
PCB-1016 (Aroclor 1016)	--	--	UG/KG	20 U	19 U	19 U	19 U	20 U
PCB-1221 (Aroclor 1221)	--	--	UG/KG	39 U	37 U	38 U	38 U	40 U
PCB-1232 (Aroclor 1232)	--	--	UG/KG	20 U	19 U	19 U	19 U	20 U
PCB-1242 (Aroclor 1242)	--	--	UG/KG	20 U	19 U	19 U	19 U	20 U
PCB-1248 (Aroclor 1248)	--	--	UG/KG	20 U	19 U	19 U	19 U	20 U
PCB-1254 (Aroclor 1254)	--	--	UG/KG	22 U	21 U	22 U	22 U	22 U
PCB-1260 (Aroclor 1260)	--	--	UG/KG	20 U	19 U	19 U	19 U	20 U
Total PCBs	100	1000	UG/KG	20 U	19 U	19 U	19 U	20 U

Table 4. Summary of Polychlorinated Biphenyls in Soil, 1000 Turk Hill Road, Fairport, Monroe County, New York

				MW-14S	MW-15S	MW-16S	MW-1S	MW-2D
Sample Designation:								
Field Sample Name:				SB-14S_(8-10)	SB-15S_(5-8)	SB-16S_(6-8)	SB-1-S_(6.4-8)	SB_MW-2-D_(13-15)
Sample Date:				10/13/2015	12/17/2015	10/12/2015	12/17/2015	12/29/2015
Normal or Field Duplicate:				N	N	N	N	N
Sample Depth (ft bgs)				8 - 10	5 - 8	6 - 8	6.4 - 8	13 - 15
Test Type:				INITIAL	INITIAL	INITIAL	INITIAL	INITIAL
Parameter	NYSDEC Unrestricted Use SCO	NYSDEC Commercial SCO	Unit					
PCB-1016 (Aroclor 1016)	--	--	UG/KG	19 U	21 U	20 U	20 U	19 U
PCB-1221 (Aroclor 1221)	--	--	UG/KG	37 U	41 U	40 U	40 U	38 U
PCB-1232 (Aroclor 1232)	--	--	UG/KG	19 U	21 U	20 U	20 U	19 U
PCB-1242 (Aroclor 1242)	--	--	UG/KG	19 U	21 U	20 U	20 U	19 U
PCB-1248 (Aroclor 1248)	--	--	UG/KG	19 U	21 U	20 U	20 U	19 U
PCB-1254 (Aroclor 1254)	--	--	UG/KG	21 U	23 U	23 U	22 U	22 U
PCB-1260 (Aroclor 1260)	--	--	UG/KG	19 U	21 U	20 U	20 U	19 U
Total PCBs	100	1000	UG/KG	19 U	21 U	20 U	20 U	19 U

Table 4. Summary of Polychlorinated Biphenyls in Soil, 1000 Turk Hill Road, Fairport, Monroe County, New York

Sample Designation: Field Sample Name: Sample Date: Normal or Field Duplicate: Sample Depth (ft bgs) Test Type:				MW-2M	MW-2S	MW-3S	MW-4S	MW-5S
				SB_MW-2-M_(11-13)	SB_MW-2-S_(9-11)	SB-3_(5-8)	SB-04S_(7-9)	SB-5S_(8-9)
				12/28/2015	12/28/2015	12/17/2015	01/05/2016	10/05/2015
				N	N	N	N	N
				11 - 13	9 - 11	5 - 8	7 - 9	8 - 9
				INITIAL	INITIAL	INITIAL	INITIAL	INITIAL
Parameter	NYSDEC Unrestricted Use SCO	NYSDEC Commercial SCO	Unit					
PCB-1016 (Aroclor 1016)	--	--	UG/KG	21 U	21 U	21 U	22 U	22 U
PCB-1221 (Aroclor 1221)	--	--	UG/KG	41 U	41 U	41 U	43 U	43 U
PCB-1232 (Aroclor 1232)	--	--	UG/KG	21 U	21 U	21 U	22 U	22 U
PCB-1242 (Aroclor 1242)	--	--	UG/KG	21 U	21 U	21 U	22 U	22 U
PCB-1248 (Aroclor 1248)	--	--	UG/KG	21 U	21 U	21 U	22 U	22 U
PCB-1254 (Aroclor 1254)	--	--	UG/KG	23 U	23 U	23 U	24 U	24 U
PCB-1260 (Aroclor 1260)	--	--	UG/KG	27 J	21 U	21 U	22 U	22 U
Total PCBs	100	1000	UG/KG	27 J	21 U	21 U	22 U	22 U

Table 4. Summary of Polychlorinated Biphenyls in Soil, 1000 Turk Hill Road, Fairport, Monroe County, New York

				MW-6D	MW-6D	MW-6M	MW-6S	MW-7S
Sample Designation:								
Field Sample Name:				SB-06D_(9-11)	DUPLICATE_03	SB-06M_(9-11)	SB-06S_(11-13)	Duplicate_02
Sample Date:				01/06/2016	01/07/2016	01/05/2016	01/04/2016	01/05/2016
Normal or Field Duplicate:				N	FD	N	N	N
Sample Depth (ft bgs)				9 - 11	9 - 11	9 - 11	11 - 13	9 - 11
Test Type:				INITIAL	INITIAL	INITIAL	INITIAL	INITIAL
Parameter	NYSDEC Unrestricted Use SCO	NYSDEC Commercial SCO	Unit					
PCB-1016 (Aroclor 1016)	--	--	UG/KG	20 U	20 U	20 U	20 U	20 U
PCB-1221 (Aroclor 1221)	--	--	UG/KG	40 U	40 U	40 U	39 U	40 U
PCB-1232 (Aroclor 1232)	--	--	UG/KG	20 U	20 U	20 U	20 U	20 U
PCB-1242 (Aroclor 1242)	--	--	UG/KG	20 U	20 U	20 U	20 U	20 U
PCB-1248 (Aroclor 1248)	--	--	UG/KG	20 U	20 U	20 U	20 U	20 U
PCB-1254 (Aroclor 1254)	--	--	UG/KG	23 U	22 U	22 U	22 U	22 U
PCB-1260 (Aroclor 1260)	--	--	UG/KG	20 U	20 U	20 U	20 U	20 U
Total PCBs	100	1000	UG/KG	20 U	20 U	20 U	20 U	20 U

Table 4. Summary of Polychlorinated Biphenyls in Soil, 1000 Turk Hill Road, Fairport, Monroe County, New York

Sample Designation: Field Sample Name: Sample Date: Normal or Field Duplicate: Sample Depth (ft bgs) Test Type:				MW-7S	MW-8S	MW-9S	SB-17	SB-18	SB-19
				SB-07S_(9-11)	SB-8S_(5-8)	SB-9S_(6-8)	SB-17_(14-15)	SB-18_(2-4)	SB-19_(14-15.3)
				01/04/2016	12/14/2015	10/07/2015	01/07/2016	01/07/2016	01/07/2016
				N	N	N	N	N	N
				9 - 11	5 - 8	6 - 8	14 - 15	2 - 4	14 - 15.3
				INITIAL	INITIAL	INITIAL	INITIAL	INITIAL	INITIAL
Parameter	NYSDEC Unrestricted Use SCO	NYSDEC Commercial SCO	Unit						
PCB-1016 (Aroclor 1016)	--	--	UG/KG	20 U	21 U	24 U	21 U	20 U	20 U
PCB-1221 (Aroclor 1221)	--	--	UG/KG	40 U	42 U	47 U	41 U	40 U	39 U
PCB-1232 (Aroclor 1232)	--	--	UG/KG	20 U	21 U	24 U	21 U	20 U	20 U
PCB-1242 (Aroclor 1242)	--	--	UG/KG	20 U	21 U	24 U	21 U	20 U	20 U
PCB-1248 (Aroclor 1248)	--	--	UG/KG	20 U	21 U	24 U	21 U	20 U	20 U
PCB-1254 (Aroclor 1254)	--	--	UG/KG	23 U	24 U	26 U	23 U	22 U	22 U
PCB-1260 (Aroclor 1260)	--	--	UG/KG	20 U	21 U	24 U	21 U	20 U	20 U
Total PCBs	100	1000	UG/KG	20 U	21 U	24 U	21 U	20 U	20 U

Table 4. Summary of Polychlorinated Biphenyls in Soil, 1000 Turk Hill Road, Fairport, Monroe County, New York

				SB-20	SB-21	SB-22	SB-23	SB-24
Sample Designation:				SB-20	SB-21	SB-22	SB-23	SB-24
Field Sample Name:				SB-20_(10-12)	SB-21_(10-12)	SB-22_(10-12)	SB-23_(8-10)	SB-24_(14.5-16.5)
Sample Date:				10/12/2015	10/08/2015	10/08/2015	10/08/2015	12/31/2015
Normal or Field Duplicate:				N	N	N	N	N
Sample Depth (ft bgs)				10 - 12	10 - 12	10 - 12	8 - 10	14.5 - 16.5
Test Type:				INITIAL	INITIAL	INITIAL	INITIAL	INITIAL
Parameter	NYSDEC Unrestricted Use SCO	NYSDEC Commercial SCO	Unit					
PCB-1016 (Aroclor 1016)	--	--	UG/KG	19 U	19 U	19 U	19 U	19 U
PCB-1221 (Aroclor 1221)	--	--	UG/KG	38 U	38 U	37 U	38 U	38 U
PCB-1232 (Aroclor 1232)	--	--	UG/KG	19 U	19 U	19 U	19 U	19 U
PCB-1242 (Aroclor 1242)	--	--	UG/KG	19 U	19 U	19 U	19 U	19 U
PCB-1248 (Aroclor 1248)	--	--	UG/KG	19 U	19 U	19 U	19 U	19 U
PCB-1254 (Aroclor 1254)	--	--	UG/KG	22 U	22 U	21 U	22 U	22 U
PCB-1260 (Aroclor 1260)	--	--	UG/KG	19 U	19 U	19 U	19 U	19 U
Total PCBs	100	1000	UG/KG	19 U	19 U	19 U	19 U	19 U

Table 4. Summary of Polychlorinated Biphenyls in Soil, 1000 Turk Hill Road, Fairport, Monroe County, New York

				SB-25	SB-26	TP-1	TP-1	TP-10	TP-10
Sample Designation:				SB-25	SB-26	TP-1	TP-1	TP-10	TP-10
Field Sample Name:				SB-25_(9-10.5)	SB-26_(7-9)	TP-1_(0-0.5)	TP-1_(7-8)	TP-10_(0-0.5)	TP-10_(7-8)
Sample Date:				12/31/2015	12/31/2015	01/06/2016	01/06/2016	01/07/2016	01/07/2016
Normal or Field Duplicate:				N	N	N	N	N	N
Sample Depth (ft bgs)				9 - 10.5	7 - 9	0 - 0.5	7 - 8	0 - 0.5	7 - 8
Test Type:				INITIAL	INITIAL	INITIAL	INITIAL	INITIAL	INITIAL
Parameter	NYSDEC Unrestricted Use SCO	NYSDEC Commercial SCO	Unit						
PCB-1016 (Aroclor 1016)	--	--	UG/KG	22 U	21 U	21 U	20 U	23 U	20 U
PCB-1221 (Aroclor 1221)	--	--	UG/KG	43 U	41 U	42 U	39 U	46 U	39 U
PCB-1232 (Aroclor 1232)	--	--	UG/KG	22 U	21 U	21 U	20 U	23 U	20 U
PCB-1242 (Aroclor 1242)	--	--	UG/KG	22 U	21 U	21 U	20 U	23 U	20 U
PCB-1248 (Aroclor 1248)	--	--	UG/KG	22 U	21 U	21 U	20 U	23 U	20 U
PCB-1254 (Aroclor 1254)	--	--	UG/KG	24 U	23 U	24 U	22 U	26 U	22 U
PCB-1260 (Aroclor 1260)	--	--	UG/KG	24 J	21 U	21 U	20 U	39 J	20 U
Total PCBs	100	1000	UG/KG	24 J	21 U	21 U	20 U	39 J	20 U

Table 4. Summary of Polychlorinated Biphenyls in Soil, 1000 Turk Hill Road, Fairport, Monroe County, New York

				TP-2	TP-2	TP-3	TP-3	TP-4	TP-4	TP-5
Sample Designation:				TP-2_(0-0.5)	TP-2_(7-8)	TP-3_(0-0.5)	TP-3_(7-8)	TP-4_(0-0.5)	TP-4_(7-8)	TP-5_(0-0.5)
Field Sample Name:				01/06/2016	01/06/2016	01/07/2016	01/07/2016	01/07/2016	01/07/2016	01/07/2016
Sample Date:				N	N	N	N	N	N	N
Normal or Field Duplicate:				0 - 0.5	7 - 8	0 - 0.5	7 - 8	0 - 0.5	7 - 8	0 - 0.5
Sample Depth (ft bgs):				INITIAL	INITIAL	INITIAL	INITIAL	INITIAL	INITIAL	INITIAL
Test Type:										
Parameter	NYSDEC Unrestricted Use SCO	NYSDEC Commercial SCO	Unit							
PCB-1016 (Aroclor 1016)	--	--	UG/KG	20 U	19 U	20 U	19 U	21 U	19 U	22 U
PCB-1221 (Aroclor 1221)	--	--	UG/KG	39 U	38 U	40 U	38 U	42 U	38 U	43 U
PCB-1232 (Aroclor 1232)	--	--	UG/KG	20 U	19 U	20 U	19 U	21 U	19 U	22 U
PCB-1242 (Aroclor 1242)	--	--	UG/KG	20 U	19 U	20 U	19 U	21 U	19 U	22 U
PCB-1248 (Aroclor 1248)	--	--	UG/KG	20 U	19 U	20 U	19 U	21 U	19 U	22 U
PCB-1254 (Aroclor 1254)	--	--	UG/KG	22 U	21 U	23 U	21 U	24 U	22 U	24 U
PCB-1260 (Aroclor 1260)	--	--	UG/KG	20 U	19 U	20 U	19 U	21 U	19 U	22 U
Total PCBs	100	1000	UG/KG	20 U	19 U	20 U	19 U	21 U	19 U	22 U

Table 4. Summary of Polychlorinated Biphenyls in Soil, 1000 Turk Hill Road, Fairport, Monroe County, New York

				TP-5	TP-6	TP-6	TP-7	TP-7	TP-8	TP-8
Sample Designation:				TP-5	TP-6	TP-6	TP-7	TP-7	TP-8	TP-8
Field Sample Name:				TP-5_(7-8)	TP-6_(0-0.5)	TP-6_(7-8)	TP-7_(0-0.5)	TP-7_(7-8)	TP-8_(0-0.5)	TP-8_(7-8)
Sample Date:				01/07/2016	01/07/2016	01/07/2016	01/07/2016	01/07/2016	01/07/2016	01/07/2016
Normal or Field Duplicate:				N	N	N	N	N	N	N
Sample Depth (ft bgs)				7 - 8	0 - 0.5	7 - 8	0 - 0.5	7 - 8	0 - 0.5	7 - 8
Test Type:				INITIAL	INITIAL	INITIAL	INITIAL	INITIAL	INITIAL	INITIAL
Parameter	NYSDEC Unrestricted Use SCO	NYSDEC Commercial SCO	Unit							
PCB-1016 (Aroclor 1016)	--	--	UG/KG	19 U	20 U	19 U	23 U	20 U	24 U	19 U
PCB-1221 (Aroclor 1221)	--	--	UG/KG	38 U	40 U	38 U	45 U	40 U	47 U	38 U
PCB-1232 (Aroclor 1232)	--	--	UG/KG	19 U	20 U	19 U	23 U	20 U	24 U	19 U
PCB-1242 (Aroclor 1242)	--	--	UG/KG	19 U	20 U	19 U	23 U	20 U	24 U	19 U
PCB-1248 (Aroclor 1248)	--	--	UG/KG	19 U	20 U	19 U	23 U	20 U	24 U	19 U
PCB-1254 (Aroclor 1254)	--	--	UG/KG	21 U	23 U	21 U	25 U	23 U	26 U	22 U
PCB-1260 (Aroclor 1260)	--	--	UG/KG	19 U	20 U	19 U	23 U	20 U	24 U	19 U
Total PCBs	100	1000	UG/KG	19 U	20 U	19 U	23 U	20 U	24 U	19 U

Table 4. Summary of Polychlorinated Biphenyls in Soil, 1000 Turk Hill Road, Fairport, Monroe County, New York

				TP-9	TP-9
Sample Designation:				TP-9	TP-9
Field Sample Name:				TP-9_(0-0.5)	TP-9_(7-8)
Sample Date:				01/07/2016	01/07/2016
Normal or Field Duplicate:				N	N
Sample Depth (ft bgs)				0 - 0.5	7 - 8
Test Type:				INITIAL	INITIAL
Parameter	NYSDEC Unrestricted Use SCO	NYSDEC Commercial SCO	Unit		
PCB-1016 (Aroclor 1016)	--	--	UG/KG	20 U	18 U
PCB-1221 (Aroclor 1221)	--	--	UG/KG	40 U	36 U
PCB-1232 (Aroclor 1232)	--	--	UG/KG	20 U	18 U
PCB-1242 (Aroclor 1242)	--	--	UG/KG	20 U	18 U
PCB-1248 (Aroclor 1248)	--	--	UG/KG	20 U	18 U
PCB-1254 (Aroclor 1254)	--	--	UG/KG	23 U	21 U
PCB-1260 (Aroclor 1260)	--	--	UG/KG	20 U	18 U
Total PCBs	100	1000	UG/KG	20 U	18 U

Table 5. Summary of Pesticides in Soil, 1000 Turk Hill Road, Fairport, Monroe County, New York

				Sample Designation:	MW-10S	MW-10S	MW-10S	MW-10S
				Field Sample Name:	DUPLICATE-02	SB-10S_(10-12)	SB-10S_(14-16)	SB-10S_(16-18)
				Sample Date:	10/07/2015	10/07/2015	10/07/2015	10/07/2015
				Normal or Field Duplicate:	FD	N	N	N
				Sample Depth (ft bgs)	16 - 18	10 - 12	14 - 16	16 - 18
				Test Type:	INITIAL	INITIAL	INITIAL	INITIAL
Parameter	NYSDEC Unrestricted Use SCO	NYSDEC Commercial SCO	Unit					
Aldrin	5	680	UG/KG	0.94 U	0.94 U	0.93 U	0.94 U	
Alpha Bhc (Alpha Hexachlorocyclohexane)	20	3400	UG/KG	0.94 U	0.94 U	0.93 U	0.94 U	
Alpha Endosulfan	2400	200000	UG/KG	0.94 U	0.94 U	0.93 U	0.94 U	
Beta Bhc (Beta Hexachlorocyclohexane)	36	3000	UG/KG	0.94 U	0.94 U	0.93 U	0.94 U	
Beta Endosulfan	2400	200000	UG/KG	0.94 U	0.94 U	0.93 U	0.94 U	
cis-Chlordane	94	24000	UG/KG	0.94 U	0.94 U	0.93 U	0.94 U	
Delta BHC (Delta Hexachlorocyclohexane)	40	500000	UG/KG	0.94 U	0.94 U	0.93 U	0.94 U	
Dieldrin	5	1400	UG/KG	1.2 U	1.2 U	1.2 U	1.2 U	
Endosulfan Sulfate	2400	200000	UG/KG	0.94 U	0.94 U	0.93 U	0.94 U	
Endrin	14	89000	UG/KG	1.6 U	1.6 U	1.6 U	1.6 U	
Endrin Aldehyde	--	--	UG/KG	0.94 U	0.94 U	NA	0.94 U	
Endrin Ketone	--	--	UG/KG	0.94 U	0.94 U	0.93 U	0.94 U	
Gamma Bhc (Lindane)	100	9200	UG/KG	0.94 U	0.94 U	0.93 U	0.94 U	
Heptachlor	42	15000	UG/KG	0.94 U	0.94 U	0.93 U	0.94 U	
Heptachlor Epoxide	--	--	UG/KG	0.94 U	0.94 U	0.93 U	0.94 U	
Methoxychlor	--	--	UG/KG	0.94 U	0.94 U	0.93 U	0.94 U	
P,P'-DDD	3.3	92000	UG/KG	0.94 U	0.94 U	0.93 U	0.94 U	
P,P'-DDE	3.3	62000	UG/KG	0.94 U	0.94 U	0.93 U	0.94 U	
P,P'-DDT	3.3	47000	UG/KG	0.94 U	0.94 U	0.93 U	0.94 U	
Pentachlorophenol	800	6700	UG/KG	300 U	310 U	300 U	310 U	
Toxaphene	--	--	UG/KG	9.4 U	9.4 U	9.3 U	9.4 U	

Table 5. Summary of Pesticides in Soil, 1000 Turk Hill Road, Fairport, Monroe County, New York

				Sample Designation:	MW-11D	MW-11M	MW-11S	MW-11S
				Field Sample Name:	MW-11D_(28-30)	MW-11M_(20-22)	DUPLICATE-01	MW-11S_(20-22)
				Sample Date:	09/29/2015	10/01/2015	10/02/2015	10/02/2015
				Normal or Field Duplicate:	N	N	FD	N
				Sample Depth (ft bgs)	28 - 30	20 - 22	22 - 24	20 - 22
				Test Type:	INITIAL	INITIAL	INITIAL	INITIAL
Parameter	NYSDEC Unrestricted Use SCO	NYSDEC Commercial SCO	Unit					
Aldrin	5	680	UG/KG	0.97 U	0.96 U	0.94 U	0.92 U	
Alpha Bhc (Alpha Hexachlorocyclohexane)	20	3400	UG/KG	0.97 U	0.96 U	0.94 U	0.92 U	
Alpha Endosulfan	2400	200000	UG/KG	0.97 U	0.96 U	0.94 U	0.92 U	
Beta Bhc (Beta Hexachlorocyclohexane)	36	3000	UG/KG	0.97 U	0.96 U	0.94 U	0.92 U	
Beta Endosulfan	2400	200000	UG/KG	0.97 U	0.96 U	0.94 U	0.92 U	
cis-Chlordane	94	24000	UG/KG	0.97 U	0.96 U	0.94 U	0.92 U	
Delta BHC (Delta Hexachlorocyclohexane)	40	500000	UG/KG	0.97 U	0.96 U	0.94 U	0.92 U	
Dieldrin	5	1400	UG/KG	1.2 U	1.2 U	1.2 U	1.1 U	
Endosulfan Sulfate	2400	200000	UG/KG	0.97 U	0.96 U	0.94 U	0.92 U	
Endrin	14	89000	UG/KG	1.7 U	1.7 U	1.6 U	1.6 U	
Endrin Aldehyde	--	--	UG/KG	0.97 U	0.96 U	0.94 U	0.92 U	
Endrin Ketone	--	--	UG/KG	0.97 U	0.96 U	0.94 U	0.92 U	
Gamma Bhc (Lindane)	100	9200	UG/KG	0.97 U	0.96 U	0.94 U	0.92 U	
Heptachlor	42	15000	UG/KG	0.97 U	0.96 U	0.94 U	0.92 U	
Heptachlor Epoxide	--	--	UG/KG	0.97 U	0.96 U	0.94 U	0.92 U	
Methoxychlor	--	--	UG/KG	0.97 U	0.96 U	0.94 U	0.92 U	
P,P'-DDD	3.3	92000	UG/KG	0.97 U	0.96 U	0.94 U	0.92 U	
P,P'-DDE	3.3	62000	UG/KG	0.97 U	0.96 U	0.94 U	0.92 U	
P,P'-DDT	3.3	47000	UG/KG	0.97 U	0.96 U	0.94 U	0.92 U	
Pentachlorophenol	800	6700	UG/KG	310 U	310 U	310 U	300 U	
Toxaphene	--	--	UG/KG	9.7 U	9.6 U	9.4 U	9.2 U	

Table 5. Summary of Pesticides in Soil, 1000 Turk Hill Road, Fairport, Monroe County, New York

				Sample Designation:	MW-11S	MW-12S	MW-14S	MW-15S	MW-16S
				Field Sample Name:	MW-11S_(22-24)	SB-12S_(8-10)	SB-14S_(8-10)	SB-15S_(5-8)	SB-16S_(6-8)
				Sample Date:	10/02/2015	10/06/2015	10/13/2015	12/17/2015	10/12/2015
				Normal or Field Duplicate:	N	N	N	N	N
				Sample Depth (ft bgs)	22 - 24	8 - 10	8 - 10	5 - 8	6 - 8
				Test Type:	INITIAL	INITIAL	INITIAL	INITIAL	INITIAL
Parameter	NYSDEC Unrestricted Use SCO	NYSDEC Commercial SCO	Unit						
Aldrin	5	680	UG/KG	0.94 U	0.97 U	0.91 U	5 U	0.98 U	
Alpha Bhc (Alpha Hexachlorocyclohexane)	20	3400	UG/KG	0.94 U	0.97 U	0.91 U	5 U	0.98 U	
Alpha Endosulfan	2400	200000	UG/KG	0.94 U	0.97 U	0.91 U	5 U	0.98 U	
Beta Bhc (Beta Hexachlorocyclohexane)	36	3000	UG/KG	0.94 U	0.97 U	0.91 U	5 U	0.98 U	
Beta Endosulfan	2400	200000	UG/KG	0.94 U	0.97 U	0.91 U	5 U	0.98 U	
cis-Chlordane	94	24000	UG/KG	0.94 U	0.97 U	0.91 U	5 U	0.98 U	
Delta BHC (Delta Hexachlorocyclohexane)	40	500000	UG/KG	0.94 U	0.97 U	0.91 U	5 U	0.98 U	
Dieldrin	5	1400	UG/KG	1.2 U	1.2 U	1.1 U	6 U	1.2 U	
Endosulfan Sulfate	2400	200000	UG/KG	0.94 U	0.97 U	0.91 U	5 U	0.98 U	
Endrin	14	89000	UG/KG	1.6 U	1.7 U	1.6 U	8.5 U	1.7 U	
Endrin Aldehyde	--	--	UG/KG	0.94 U	0.97 U	0.91 U	NA	0.98 U	
Endrin Ketone	--	--	UG/KG	0.94 U	0.97 U	0.91 U	5 U	0.98 U	
Gamma Bhc (Lindane)	100	9200	UG/KG	0.94 U	0.97 U	0.91 U	5 U	0.98 U	
Heptachlor	42	15000	UG/KG	0.94 U	0.97 U	0.91 U	5 U	0.98 U	
Heptachlor Epoxide	--	--	UG/KG	0.94 U	0.97 U	0.91 U	5 U	0.98 U	
Methoxychlor	--	--	UG/KG	0.94 U	0.97 U	0.91 U	5 U	0.98 U	
P,P'-DDD	3.3	92000	UG/KG	0.94 U	0.97 U	0.91 U	5 U	0.98 U	
P,P'-DDE	3.3	62000	UG/KG	0.94 U	0.97 U	0.91 U	5 U	0.98 U	
P,P'-DDT	3.3	47000	UG/KG	0.94 U	0.97 U	0.91 U	5 U	0.98 U	
Pentachlorophenol	800	6700	UG/KG	300 U	320 U	290 U	320 U	320 U	
Toxaphene	--	--	UG/KG	9.4 U	9.7 U	9.1 U	50 U	9.8 U	

Table 5. Summary of Pesticides in Soil, 1000 Turk Hill Road, Fairport, Monroe County, New York

				Sample Designation:	MW-1S	MW-2D	MW-2M
				Field Sample Name:	SB-1-S_(6.4-8)	SB_MW-2-D_(13-15)	SB_MW-2-M_(11-13)
				Sample Date:	12/17/2015	12/29/2015	12/28/2015
				Normal or Field Duplicate:	N	N	N
				Sample Depth (ft bgs)	6.4 - 8	13 - 15	11 - 13
				Test Type:	INITIAL	INITIAL	INITIAL
Parameter	NYSDEC Unrestricted Use SCO	NYSDEC Commercial SCO	Unit				
Aldrin	5	680	UG/KG	4.9 U	0.94 U	1 U	
Alpha Bhc (Alpha Hexachlorocyclohexane)	20	3400	UG/KG	4.9 U	0.94 U	1 U	
Alpha Endosulfan	2400	200000	UG/KG	4.9 U	0.94 U	1 U	
Beta Bhc (Beta Hexachlorocyclohexane)	36	3000	UG/KG	4.9 U	0.94 U	1 U	
Beta Endosulfan	2400	200000	UG/KG	4.9 U	0.94 U	1 U	
cis-Chlordane	94	24000	UG/KG	4.9 U	0.94 U	1 U	
Delta BHC (Delta Hexachlorocyclohexane)	40	500000	UG/KG	4.9 U	0.94 U	1 U	
Dieldrin	5	1400	UG/KG	5.9 U	1.2 U	1.2 U	
Endosulfan Sulfate	2400	200000	UG/KG	4.9 U	0.94 U	1 U	
Endrin	14	89000	UG/KG	8.2 U	1.6 U	1.7 U	
Endrin Aldehyde	--	--	UG/KG	NA	0.94 U	1 U	
Endrin Ketone	--	--	UG/KG	4.9 U	0.94 U	1 U	
Gamma Bhc (Lindane)	100	9200	UG/KG	4.9 U	0.94 U	1 U	
Heptachlor	42	15000	UG/KG	4.9 U	0.94 U	1 U	
Heptachlor Epoxide	--	--	UG/KG	4.9 U	0.94 U	1 U	
Methoxychlor	--	--	UG/KG	4.9 U	0.94 U	1 U	
P,P'-DDD	3.3	92000	UG/KG	4.9 U	0.94 U	1 U	
P,P'-DDE	3.3	62000	UG/KG	4.9 U	0.94 U	1 U	
P,P'-DDT	3.3	47000	UG/KG	4.9 U	0.94 U	1 U	
Pentachlorophenol	800	6700	UG/KG	320 U	300 UJ	320 UJ	
Toxaphene	--	--	UG/KG	49 U	9.4 U	10 U	

Table 5. Summary of Pesticides in Soil, 1000 Turk Hill Road, Fairport, Monroe County, New York

				Sample Designation:	MW-2S	MW-3S	MW-4S	MW-5S	MW-6D
				Field Sample Name:	SB_MW-2-S_(9-11)	SB-3_(5-8)	SB-04S_(7-9)	SB-5S_(8-9)	DUPLICATE_03
				Sample Date:	12/28/2015	12/17/2015	01/05/2016	10/05/2015	01/07/2016
				Normal or Field Duplicate:	N	N	N	N	FD
				Sample Depth (ft bgs)	9 - 11	5 - 8	7 - 9	8 - 9	9 - 11
				Test Type:	INITIAL	INITIAL	INITIAL	INITIAL	INITIAL
Parameter	NYSDEC Unrestricted Use SCO	NYSDEC Commercial SCO	Unit						
Aldrin	5	680	UG/KG	1.1 U	5.1 U	5.3 U	1.1 U	0.97 U	
Alpha Bhc (Alpha Hexachlorocyclohexane)	20	3400	UG/KG	1.1 U	5.1 U	5.3 U	1.1 U	0.97 U	
Alpha Endosulfan	2400	200000	UG/KG	1.1 U	5.1 U	5.3 U	1.1 U	0.97 U	
Beta Bhc (Beta Hexachlorocyclohexane)	36	3000	UG/KG	1.1 U	5.1 U	5.3 U	1.1 U	0.97 U	
Beta Endosulfan	2400	200000	UG/KG	1.1 U	5.1 U	5.3 U	1.1 U	0.97 U	
cis-Chlordane	94	24000	UG/KG	1.1 U	5.1 U	5.3 U	1.1 U	0.97 U	
Delta BHC (Delta Hexachlorocyclohexane)	40	500000	UG/KG	1.1 U	5.1 U	5.3 U	1.1 U	0.97 U	
Dieldrin	5	1400	UG/KG	1.3 U	6.1 U	6.4 U	1.3 U	1.2 U	
Endosulfan Sulfate	2400	200000	UG/KG	1.1 U	5.1 U	5.3 U	1.1 U	0.97 U	
Endrin	14	89000	UG/KG	1.7 U	8.6 U	8.9 U	1.8 U	1.7 U	
Endrin Aldehyde	--	--	UG/KG	1.1 U	NA	NA	1.1 U	NA	
Endrin Ketone	--	--	UG/KG	1.1 U	5.1 U	5.3 U	1.1 U	0.97 U	
Gamma Bhc (Lindane)	100	9200	UG/KG	1.1 U	5.1 U	5.3 U	1.1 U	0.97 U	
Heptachlor	42	15000	UG/KG	1.1 U	5.1 U	5.3 U	1.1 U	0.97 U	
Heptachlor Epoxide	--	--	UG/KG	1.1 U	5.1 U	5.3 U	1.1 U	0.97 U	
Methoxychlor	--	--	UG/KG	1.1 U	5.1 U	5.3 U	1.1 U	0.97 U	
P,P'-DDD	3.3	92000	UG/KG	1.1 U	5.1 U	5.3 U	1.1 U	0.97 U	
P,P'-DDE	3.3	62000	UG/KG	1.1 U	5.1 U	5.3 U	1.1 U	0.97 U	
P,P'-DDT	3.3	47000	UG/KG	1.1 U	5.1 U	5.3 U	1.1 U	0.97 U	
Pentachlorophenol	800	6700	UG/KG	330 UJ	330 U	340 U	340 U	320 U	
Toxaphene	--	--	UG/KG	11 U	51 U	53 U	11 U	9.7 U	

Table 5. Summary of Pesticides in Soil, 1000 Turk Hill Road, Fairport, Monroe County, New York

				Sample Designation:	MW-6D	MW-6M	MW-6S	MW-7S	MW-7S
				Field Sample Name:	SB-06D_(9-11)	SB-06M_(9-11)	SB-06S_(11-13)	Duplicate_02	SB-07S_(9-11)
				Sample Date:	01/06/2016	01/05/2016	01/04/2016	01/05/2016	01/04/2016
				Normal or Field Duplicate:	N	N	N	N	N
				Sample Depth (ft bgs)	9 - 11	9 - 11	11 - 13	9 - 11	9 - 11
				Test Type:	INITIAL	INITIAL	INITIAL	INITIAL	INITIAL
Parameter	NYSDEC Unrestricted Use SCO	NYSDEC Commercial SCO	Unit						
Aldrin	5	680	UG/KG	0.98 U	0.98 U	0.94 U	0.97 U	0.99 U	
Alpha Bhc (Alpha Hexachlorocyclohexane)	20	3400	UG/KG	0.98 U	0.98 U	0.94 U	0.97 U	0.99 U	
Alpha Endosulfan	2400	200000	UG/KG	0.98 U	0.98 U	0.94 U	0.97 U	0.99 U	
Beta Bhc (Beta Hexachlorocyclohexane)	36	3000	UG/KG	0.98 U	0.98 U	0.94 U	0.97 U	0.99 U	
Beta Endosulfan	2400	200000	UG/KG	0.98 U	0.98 U	0.94 U	0.97 U	0.99 U	
cis-Chlordane	94	24000	UG/KG	0.98 U	0.98 U	0.94 U	0.97 U	0.99 U	
Delta BHC (Delta Hexachlorocyclohexane)	40	500000	UG/KG	0.98 U	0.98 U	0.94 U	0.97 U	0.99 U	
Dieldrin	5	1400	UG/KG	1.2 U	1.2 U	1.2 U	1.2 U	1.2 U	
Endosulfan Sulfate	2400	200000	UG/KG	0.98 U	0.98 U	0.94 U	0.97 U	0.99 U	
Endrin	14	89000	UG/KG	1.7 U	1.7 U	1.6 U	1.7 U	1.7 U	
Endrin Aldehyde	--	--	UG/KG	NA	NA	NA	NA	NA	
Endrin Ketone	--	--	UG/KG	0.98 U	0.98 U	0.94 U	0.97 U	0.99 U	
Gamma Bhc (Lindane)	100	9200	UG/KG	0.98 U	0.98 U	0.94 U	0.97 U	0.99 U	
Heptachlor	42	15000	UG/KG	0.98 U	0.98 U	0.94 U	0.97 U	0.99 U	
Heptachlor Epoxide	--	--	UG/KG	0.98 U	0.98 U	0.94 U	0.97 U	0.99 U	
Methoxychlor	--	--	UG/KG	0.98 U	0.98 U	0.94 U	0.97 U	0.99 U	
P,P'-DDD	3.3	92000	UG/KG	0.98 U	0.98 U	0.94 U	0.97 U	0.99 U	
P,P'-DDE	3.3	62000	UG/KG	0.98 U	0.98 U	0.94 U	0.97 U	0.99 U	
P,P'-DDT	3.3	47000	UG/KG	0.98 U	0.98 U	0.94 U	0.97 U	0.99 U	
Pentachlorophenol	800	6700	UG/KG	320 U	320 U	310 U	310 U	320 U	
Toxaphene	--	--	UG/KG	9.8 U	9.8 U	9.4 U	9.7 U	9.9 U	

Table 5. Summary of Pesticides in Soil, 1000 Turk Hill Road, Fairport, Monroe County, New York

				Sample Designation:	MW-8S	MW-9S	MW-9S	SB-17	SB-18
				Field Sample Name:	SB-8S_(5-8)	SB-9S_(6-8)	SB-9S_(6-8)DL	SB-17_(14-15)	SB-18_(2-4)
				Sample Date:	12/14/2015	10/07/2015	10/07/2015	01/07/2016	01/07/2016
				Normal or Field Duplicate:	N	N	N	N	N
				Sample Depth (ft bgs)	5 - 8	6 - 8	6 - 8	14 - 15	2 - 4
				Test Type:	INITIAL	INITIAL	DILUTION1	INITIAL	INITIAL
Parameter	NYSDEC Unrestricted Use SCO	NYSDEC Commercial SCO	Unit						
Aldrin	5	680	UG/KG	5.2 U	5.7 U	NA	1.1 U	0.97 U	
Alpha Bhc (Alpha Hexachlorocyclohexane)	20	3400	UG/KG	5.2 U	5.7 U	NA	1.1 U	0.97 U	
Alpha Endosulfan	2400	200000	UG/KG	5.2 U	5.7 U	NA	1.1 U	0.97 U	
Beta Bhc (Beta Hexachlorocyclohexane)	36	3000	UG/KG	5.2 U	5.7 U	NA	1.1 U	0.97 U	
Beta Endosulfan	2400	200000	UG/KG	5.2 U	5.7 U	NA	1.1 U	0.97 U	
cis-Chlordane	94	24000	UG/KG	5.2 U	5.7 U	NA	1.1 U	0.97 U	
Delta BHC (Delta Hexachlorocyclohexane)	40	500000	UG/KG	5.2 U	5.7 U	NA	1.1 U	0.97 U	
Dieldrin	5	1400	UG/KG	6.2 U	6.9 U	NA	1.3 U	1.2 U	
Endosulfan Sulfate	2400	200000	UG/KG	5.2 U	5.7 U	NA	1.1 U	0.97 U	
Endrin	14	89000	UG/KG	8.8 U	9.7 U	NA	1.8 U	1.7 U	
Endrin Aldehyde	--	--	UG/KG	NA	5.7 U	NA	NA	NA	
Endrin Ketone	--	--	UG/KG	5.2 U	5.7 U	NA	1.1 U	0.97 U	
Gamma Bhc (Lindane)	100	9200	UG/KG	5.2 U	5.7 U	NA	1.1 U	0.97 U	
Heptachlor	42	15000	UG/KG	5.2 U	5.7 U	NA	1.1 U	0.97 U	
Heptachlor Epoxide	--	--	UG/KG	5.2 U	5.7 U	NA	1.1 U	0.97 U	
Methoxychlor	--	--	UG/KG	5.2 U	5.7 U	NA	1.1 U	0.97 U	
P,P'-DDD	3.3	92000	UG/KG	5.2 U	5.7 U	NA	1.1 U	0.97 U	
P,P'-DDE	3.3	62000	UG/KG	5.2 U	5.7 U	NA	1.1 U	1.5 J	
P,P'-DDT	3.3	47000	UG/KG	5.2 U	5.7 U	NA	1.1 U	1.2 J	
Pentachlorophenol	800	6700	UG/KG	340 U	1900 U	3700 U	330 U	310 U	
Toxaphene	--	--	UG/KG	52 U	57 U	NA	11 U	9.7 U	

Table 5. Summary of Pesticides in Soil, 1000 Turk Hill Road, Fairport, Monroe County, New York

				Sample Designation:	SB-19	SB-20	SB-21	SB-22	SB-23
				Field Sample Name:	SB-19_(14-15.3)	SB-20_(10-12)	SB-21_(10-12)	SB-22_(10-12)	SB-23_(8-10)
				Sample Date:	01/07/2016	10/12/2015	10/08/2015	10/08/2015	10/08/2015
				Normal or Field Duplicate:	N	N	N	N	N
				Sample Depth (ft bgs)	14 - 15.3	10 - 12	10 - 12	10 - 12	8 - 10
				Test Type:	INITIAL	INITIAL	INITIAL	INITIAL	INITIAL
Parameter	NYSDEC Unrestricted Use SCO	NYSDEC Commercial SCO	Unit						
Aldrin	5	680	UG/KG	0.96 U	0.93 U	0.94 U	0.91 U	0.93 U	
Alpha Bhc (Alpha Hexachlorocyclohexane)	20	3400	UG/KG	0.96 U	0.93 U	0.94 U	0.91 U	0.93 U	
Alpha Endosulfan	2400	200000	UG/KG	0.96 U	0.93 U	0.94 U	0.91 U	0.93 U	
Beta Bhc (Beta Hexachlorocyclohexane)	36	3000	UG/KG	0.96 U	0.93 U	0.94 U	0.91 U	0.93 U	
Beta Endosulfan	2400	200000	UG/KG	0.96 U	0.93 U	0.94 U	0.91 U	0.93 U	
cis-Chlordane	94	24000	UG/KG	0.96 U	0.93 U	0.94 U	0.91 U	0.93 U	
Delta BHC (Delta Hexachlorocyclohexane)	40	500000	UG/KG	0.96 U	0.93 U	0.94 U	0.91 U	0.93 U	
Dieldrin	5	1400	UG/KG	1.2 U	1.2 U	1.2 U	1.1 U	1.2 U	
Endosulfan Sulfate	2400	200000	UG/KG	0.96 U	0.93 U	0.94 U	0.91 U	0.93 U	
Endrin	14	89000	UG/KG	1.7 U	1.6 U	1.6 U	1.6 U	1.6 U	
Endrin Aldehyde	--	--	UG/KG	NA	0.93 U	0.94 U	0.91 U	0.93 U	
Endrin Ketone	--	--	UG/KG	0.96 U	0.93 U	0.94 U	0.91 U	0.93 U	
Gamma Bhc (Lindane)	100	9200	UG/KG	0.96 U	0.93 U	0.94 U	0.91 U	0.93 U	
Heptachlor	42	15000	UG/KG	0.96 U	0.93 U	0.94 U	0.91 U	0.93 U	
Heptachlor Epoxide	--	--	UG/KG	0.96 U	0.93 U	0.94 U	0.91 U	0.93 U	
Methoxychlor	--	--	UG/KG	0.96 U	0.93 U	0.94 U	0.91 U	0.93 U	
P,P'-DDD	3.3	92000	UG/KG	0.96 U	0.93 U	0.94 U	0.91 U	0.93 U	
P,P'-DDE	3.3	62000	UG/KG	1.4 J	0.93 U	0.94 U	0.91 U	0.93 U	
P,P'-DDT	3.3	47000	UG/KG	1.4 J	0.93 U	0.94 U	0.91 U	0.93 U	
Pentachlorophenol	800	6700	UG/KG	310 U	300 U	310 U	290 U	300 U	
Toxaphene	--	--	UG/KG	9.6 U	9.3 U	9.4 U	9.1 U	9.3 U	

Table 5. Summary of Pesticides in Soil, 1000 Turk Hill Road, Fairport, Monroe County, New York

				Sample Designation:	SB-24	SB-25	SB-26	TP-1	TP-1
				Field Sample Name:	SB-24_(14.5-16.5)	SB-25_(9-10.5)	SB-26_(7-9)	TP-1_(0-0.5)	TP-1_(7-8)
				Sample Date:	12/31/2015	12/31/2015	12/31/2015	01/06/2016	01/06/2016
				Normal or Field Duplicate:	N	N	N	N	N
				Sample Depth (ft bgs)	14.5 - 16.5	9 - 10.5	7 - 9	0 - 0.5	7 - 8
				Test Type:	INITIAL	INITIAL	INITIAL	INITIAL	INITIAL
Parameter	NYSDEC Unrestricted Use SCO	NYSDEC Commercial SCO	Unit						
Aldrin	5	680	UG/KG	0.94 U	5.3 U	1.1 U	1.1 U	0.96 U	
Alpha Bhc (Alpha Hexachlorocyclohexane)	20	3400	UG/KG	0.94 U	5.3 U	1.1 U	1.1 U	0.96 U	
Alpha Endosulfan	2400	200000	UG/KG	0.94 U	5.3 U	1.1 U	1.1 U	0.96 U	
Beta Bhc (Beta Hexachlorocyclohexane)	36	3000	UG/KG	0.94 U	5.3 U	1.1 U	1.1 U	0.96 U	
Beta Endosulfan	2400	200000	UG/KG	0.94 U	5.3 U	1.1 U	1.1 U	0.96 U	
cis-Chlordane	94	24000	UG/KG	0.94 U	5.3 U	1.1 U	1.1 U	0.96 U	
Delta BHC (Delta Hexachlorocyclohexane)	40	500000	UG/KG	0.94 U	5.3 U	1.1 U	1.1 U	0.96 U	
Dieldrin	5	1400	UG/KG	1.2 U	6.3 U	1.3 U	1.3 U	1.2 U	
Endosulfan Sulfate	2400	200000	UG/KG	0.94 U	5.3 U	1.1 U	1.1 U	0.96 U	
Endrin	14	89000	UG/KG	1.6 U	8.9 U	1.8 U	1.8 U	1.7 U	
Endrin Aldehyde	--	--	UG/KG	NA	5.3 U	1.1 U	NA	NA	
Endrin Ketone	--	--	UG/KG	0.94 U	5.3 U	1.1 U	1.1 U	0.96 U	
Gamma Bhc (Lindane)	100	9200	UG/KG	0.94 U	5.3 U	1.1 U	1.1 U	0.96 U	
Heptachlor	42	15000	UG/KG	0.94 U	5.3 U	1.1 U	1.1 U	0.96 U	
Heptachlor Epoxide	--	--	UG/KG	0.94 U	5.3 U	1.1 U	1.1 U	0.96 U	
Methoxychlor	--	--	UG/KG	0.94 U	5.3 U	1.1 U	1.1 U	0.96 U	
P,P'-DDD	3.3	92000	UG/KG	0.94 U	5.3 U	1.1 U	1.1 U	0.96 U	
P,P'-DDE	3.3	62000	UG/KG	0.94 U	5.3 U	1.1 U	1.1 U	0.96 U	
P,P'-DDT	3.3	47000	UG/KG	0.94 U	5.3 U	1.1 U	1.1 U	0.96 U	
Pentachlorophenol	800	6700	UG/KG	300 UJ	340 UJ	330 UJ	330 U	310 U	
Toxaphene	--	--	UG/KG	9.4 U	53 U	11 U	11 U	9.6 U	

Table 5. Summary of Pesticides in Soil, 1000 Turk Hill Road, Fairport, Monroe County, New York

				Sample Designation:	TP-1	TP-10	TP-10	TP-2	TP-2
				Field Sample Name:	TP-1_(7-8)	TP-10_(0-0.5)	TP-10_(7-8)	TP-2_(0-0.5)	TP-2_(7-8)
				Sample Date:	01/06/2016	01/07/2016	01/07/2016	01/06/2016	01/06/2016
				Normal or Field Duplicate:	N	N	N	N	N
				Sample Depth (ft bgs)	7 - 8	0 - 0.5	7 - 8	0 - 0.5	7 - 8
				Test Type:	REEXTRACT1	INITIAL	INITIAL	INITIAL	INITIAL
Parameter	NYSDEC Unrestricted Use SCO	NYSDEC Commercial SCO	Unit						
Aldrin	5	680	UG/KG	NA	1.2 U	0.96 U	0.95 U	0.92 U	
Alpha Bhc (Alpha Hexachlorocyclohexane)	20	3400	UG/KG	NA	1.2 U	0.96 U	0.95 U	0.92 U	
Alpha Endosulfan	2400	200000	UG/KG	NA	1.2 U	0.96 U	0.95 U	0.92 U	
Beta Bhc (Beta Hexachlorocyclohexane)	36	3000	UG/KG	NA	1.2 U	0.96 U	0.95 U	0.92 U	
Beta Endosulfan	2400	200000	UG/KG	NA	1.2 U	0.96 U	0.95 U	0.92 U	
cis-Chlordane	94	24000	UG/KG	NA	1.2 U	0.96 U	0.95 U	0.92 U	
Delta BHC (Delta Hexachlorocyclohexane)	40	500000	UG/KG	NA	1.2 U	0.96 U	0.95 U	0.92 U	
Dieldrin	5	1400	UG/KG	NA	1.4 U	1.2 U	1.2 U	1.2 U	
Endosulfan Sulfate	2400	200000	UG/KG	NA	1.2 U	0.96 U	0.95 U	0.92 U	
Endrin	14	89000	UG/KG	NA	1.9 U	1.7 U	1.6 U	1.6 U	
Endrin Aldehyde	--	--	UG/KG	NA	NA	NA	NA	NA	
Endrin Ketone	--	--	UG/KG	NA	1.2 U	0.96 U	0.95 U	0.92 U	
Gamma Bhc (Lindane)	100	9200	UG/KG	NA	1.2 U	0.96 U	0.95 U	0.92 U	
Heptachlor	42	15000	UG/KG	NA	1.2 U	0.96 U	0.95 U	0.92 U	
Heptachlor Epoxide	--	--	UG/KG	NA	1.2 U	0.96 U	0.95 U	0.92 U	
Methoxychlor	--	--	UG/KG	NA	1.2 U	0.96 U	0.95 U	0.92 U	
P,P'-DDD	3.3	92000	UG/KG	NA	1.2 U	0.96 U	0.95 U	0.92 U	
P,P'-DDE	3.3	62000	UG/KG	NA	1.2 U	0.96 U	0.95 U	0.92 U	
P,P'-DDT	3.3	47000	UG/KG	NA	2.9	0.96 U	0.95 U	0.92 U	
Pentachlorophenol	800	6700	UG/KG	310 U	1200 U	310 U	310 U	300 U	
Toxaphene	--	--	UG/KG	NA	12 U	9.6 U	9.5 U	9.2 U	

Table 5. Summary of Pesticides in Soil, 1000 Turk Hill Road, Fairport, Monroe County, New York

				Sample Designation:	TP-3	TP-3	TP-4	TP-4	TP-5	TP-5
				Field Sample Name:	TP-3_(0-0.5)	TP-3_(7-8)	TP-4_(0-0.5)	TP-4_(7-8)	TP-5_(0-0.5)	TP-5_(7-8)
				Sample Date:	01/07/2016	01/07/2016	01/07/2016	01/07/2016	01/07/2016	01/07/2016
				Normal or Field Duplicate:	N	N	N	N	N	N
				Sample Depth (ft bgs)	0 - 0.5	7 - 8	0 - 0.5	7 - 8	0 - 0.5	7 - 8
				Test Type:	INITIAL	INITIAL	INITIAL	INITIAL	INITIAL	INITIAL
Parameter	NYSDEC Unrestricted Use SCO	NYSDEC Commercial SCO	Unit							
Aldrin	5	680	UG/KG	0.98 U	0.93 U	1.1 U	0.94 U	1.1 U	0.93 U	
Alpha Bhc (Alpha Hexachlorocyclohexane)	20	3400	UG/KG	0.98 U	0.93 U	1.1 U	0.94 U	1.1 U	0.93 U	
Alpha Endosulfan	2400	200000	UG/KG	0.98 U	0.93 U	1.1 U	0.94 U	1.1 U	0.93 U	
Beta Bhc (Beta Hexachlorocyclohexane)	36	3000	UG/KG	0.98 U	0.93 U	1.1 U	0.94 U	1.1 U	0.93 U	
Beta Endosulfan	2400	200000	UG/KG	0.98 U	0.93 U	1.1 U	0.94 U	1.1 U	0.93 U	
cis-Chlordane	94	24000	UG/KG	0.98 U	0.93 U	1.1 U	0.94 U	1.1 U	0.93 U	
Delta BHC (Delta Hexachlorocyclohexane)	40	500000	UG/KG	0.98 U	0.93 U	1.1 U	0.94 U	1.1 U	0.93 U	
Dieldrin	5	1400	UG/KG	1.2 U	1.2 U	1.3 U	1.2 U	1.3 U	1.2 U	
Endosulfan Sulfate	2400	200000	UG/KG	0.98 U	0.93 U	1.1 U	0.94 U	1.1 U	0.93 U	
Endrin	14	89000	UG/KG	1.7 U	1.6 U	1.8 U	1.6 U	1.8 U	1.6 U	
Endrin Aldehyde	--	--	UG/KG	NA	NA	NA	NA	NA	NA	
Endrin Ketone	--	--	UG/KG	0.98 U	0.93 U	1.1 U	0.94 U	1.1 U	0.93 U	
Gamma Bhc (Lindane)	100	9200	UG/KG	0.98 U	0.93 U	1.1 U	0.94 U	1.1 U	0.93 U	
Heptachlor	42	15000	UG/KG	0.98 U	0.93 U	1.1 U	0.94 U	2 J	0.93 U	
Heptachlor Epoxide	--	--	UG/KG	0.98 U	0.93 U	1.1 U	0.94 U	1.1 U	0.93 U	
Methoxychlor	--	--	UG/KG	0.98 U	0.93 U	1.1 U	0.94 U	1.1 U	0.93 U	
P,P'-DDD	3.3	92000	UG/KG	0.98 U	0.93 U	1.1 U	0.94 U	1.1 U	0.93 U	
P,P'-DDE	3.3	62000	UG/KG	0.98 U	0.93 U	1.1 U	0.94 U	1.1 U	0.93 U	
P,P'-DDT	3.3	47000	UG/KG	0.98 U	0.93 U	1.1 U	0.94 U	1.1 U	0.93 U	
Pentachlorophenol	800	6700	UG/KG	320 U	300 U	330 U	300 U	340 U	300 U	
Toxaphene	--	--	UG/KG	9.8 U	9.3 U	11 U	9.4 U	11 U	9.3 U	

Table 5. Summary of Pesticides in Soil, 1000 Turk Hill Road, Fairport, Monroe County, New York

				Sample Designation:	TP-6	TP-6	TP-7	TP-7	TP-8	TP-8
				Field Sample Name:	TP-6_(0-0.5)	TP-6_(7-8)	TP-7_(0-0.5)	TP-7_(7-8)	TP-8_(0-0.5)	TP-8_(7-8)
				Sample Date:	01/07/2016	01/07/2016	01/07/2016	01/07/2016	01/07/2016	01/07/2016
				Normal or Field Duplicate:	N	N	N	N	N	N
				Sample Depth (ft bgs)	0 - 0.5	7 - 8	0 - 0.5	7 - 8	0 - 0.5	7 - 8
				Test Type:	INITIAL	INITIAL	INITIAL	INITIAL	INITIAL	INITIAL
Parameter	NYSDEC Unrestricted Use SCO	NYSDEC Commercial SCO	Unit							
Aldrin	5	680	UG/KG	0.98 U	0.92 U	1.1 U	0.99 U	1.2 U	0.94 U	
Alpha Bhc (Alpha Hexachlorocyclohexane)	20	3400	UG/KG	0.98 U	0.92 U	1.1 U	0.99 U	1.2 U	0.94 U	
Alpha Endosulfan	2400	200000	UG/KG	0.98 U	0.92 U	1.1 U	0.99 U	1.2 U	0.94 U	
Beta Bhc (Beta Hexachlorocyclohexane)	36	3000	UG/KG	0.98 U	0.92 U	1.1 U	0.99 U	1.2 U	0.94 U	
Beta Endosulfan	2400	200000	UG/KG	0.98 U	0.92 U	1.1 U	0.99 U	1.2 U	0.94 U	
cis-Chlordane	94	24000	UG/KG	0.98 U	0.92 U	1.1 U	0.99 U	1.2 U	0.94 U	
Delta BHC (Delta Hexachlorocyclohexane)	40	500000	UG/KG	0.98 U	0.92 U	1.1 U	0.99 U	1.2 U	0.94 U	
Dieldrin	5	1400	UG/KG	1.2 U	1.2 U	1.4 U	1.2 U	1.4 U	1.2 U	
Endosulfan Sulfate	2400	200000	UG/KG	0.98 U	0.92 U	1.1 U	0.99 U	1.2 U	0.94 U	
Endrin	14	89000	UG/KG	1.7 U	1.6 U	1.9 U	1.7 U	2 U	1.6 U	
Endrin Aldehyde	--	--	UG/KG	NA	NA	NA	NA	NA	NA	
Endrin Ketone	--	--	UG/KG	0.98 U	0.92 U	1.1 U	0.99 U	1.2 U	0.94 U	
Gamma Bhc (Lindane)	100	9200	UG/KG	0.98 U	0.92 U	1.1 U	0.99 U	1.2 U	0.94 U	
Heptachlor	42	15000	UG/KG	0.98 U	0.92 U	1.1 U	0.99 U	1.2 U	0.94 U	
Heptachlor Epoxide	--	--	UG/KG	0.98 U	0.92 U	1.1 U	0.99 U	1.2 U	0.94 U	
Methoxychlor	--	--	UG/KG	0.98 U	0.92 U	1.1 U	0.99 U	1.2 U	0.94 U	
P,P'-DDD	3.3	92000	UG/KG	0.98 U	0.92 U	1.1 U	1.9 J	1.2 U	0.94 U	
P,P'-DDE	3.3	62000	UG/KG	0.98 U	0.92 U	1.1 U	1.1 J	1.2 U	0.94 U	
P,P'-DDT	3.3	47000	UG/KG	0.98 U	0.92 U	1.1 U	0.99 U	1.2 U	0.94 U	
Pentachlorophenol	800	6700	UG/KG	320 U	300 U	360 U	320 U	370 U	300 U	
Toxaphene	--	--	UG/KG	9.8 U	9.2 U	11 U	9.9 U	12 U	9.4 U	

Table 5. Summary of Pesticides in Soil, 1000 Turk Hill Road, Fairport, Monroe County, New York

				Sample Designation:	TP-9	TP-9
				Field Sample Name:	TP-9_(0-0.5)	TP-9_(7-8)
				Sample Date:	01/07/2016	01/07/2016
				Normal or Field Duplicate:	N	N
				Sample Depth (ft bgs)	0 - 0.5	7 - 8
				Test Type:	INITIAL	INITIAL
Parameter	NYSDEC Unrestricted Use SCO	NYSDEC Commercial SCO	Unit			
Aldrin	5	680	UG/KG	0.99 U	0.89 U	
Alpha Bhc (Alpha Hexachlorocyclohexane)	20	3400	UG/KG	0.99 U	0.89 U	
Alpha Endosulfan	2400	200000	UG/KG	0.99 U	0.89 U	
Beta Bhc (Beta Hexachlorocyclohexane)	36	3000	UG/KG	0.99 U	0.89 U	
Beta Endosulfan	2400	200000	UG/KG	0.99 U	0.89 U	
cis-Chlordane	94	24000	UG/KG	0.99 U	0.89 U	
Delta BHC (Delta Hexachlorocyclohexane)	40	500000	UG/KG	0.99 U	0.89 U	
Dieldrin	5	1400	UG/KG	1.2 U	1.1 U	
Endosulfan Sulfate	2400	200000	UG/KG	0.99 U	0.89 U	
Endrin	14	89000	UG/KG	1.7 U	1.6 U	
Endrin Aldehyde	--	--	UG/KG	NA	NA	
Endrin Ketone	--	--	UG/KG	0.99 U	0.89 U	
Gamma Bhc (Lindane)	100	9200	UG/KG	0.99 U	0.89 U	
Heptachlor	42	15000	UG/KG	0.99 U	0.89 U	
Heptachlor Epoxide	--	--	UG/KG	0.99 U	0.89 U	
Methoxychlor	--	--	UG/KG	0.99 U	0.89 U	
P,P'-DDD	3.3	92000	UG/KG	0.99 U	0.89 U	
P,P'-DDE	3.3	62000	UG/KG	0.99 U	0.89 U	
P,P'-DDT	3.3	47000	UG/KG	0.99 U	0.89 U	
Pentachlorophenol	800	6700	UG/KG	320 U	290 U	
Toxaphene	--	--	UG/KG	9.9 U	8.9 U	

Table 6. Summary of Volatile Organic Compounds in Sediment, 1000 Turk Hill Road, Fairport, Monroe County, New York

				Sample Designation:				
				SED-1	SED-2	SED-3	SED-4	SED-4
				02/04/2016	02/04/2016	02/04/2016	02/04/2016	02/04/2016
				Normal or Field Duplicate:				
				N	N	N	N	FD
				Sample Depth (ft bgs)				
				0 - 4	0 - 4	0 - 4	0 - 4	0 - 4
Parameter	NYSDEC Freshwater Sediment Guidance Values Class B	NYSDEC Freshwater Sediment Guidance Values Class C	Unit					
1,1,1-Trichloroethane (TCA)	1900	3500	UG/KG	1.1 U	1.2 U	1.5 U	1.2 U	1.1 U
1,1,2,2-Tetrachloroethane	2800	5400	UG/KG	1.3 U	1.3 U	1.6 U	1.3 U	1.2 U
1,1,2-Trichloroethane	--	--	UG/KG	1.1 U	1.2 U	1.5 U	1.2 U	1.1 U
1,1-Dichloroethane	--	--	UG/KG	1.9 U	2 U	2.5 U	2 U	1.9 U
1,1-Dichloroethene	520	4700	UG/KG	2 U	2.1 U	2.5 U	2 U	1.9 U
1,2,3-Trichlorobenzene	230	2800	UG/KG	0.93 U	0.99 U	1.3 U	0.95 U	0.91 U
1,2,4-Trichlorobenzene	35000	55000	UG/KG	0.89 U	0.94 U	1.2 U	0.91 U	0.87 U
1,2-Dibromo-3-Chloropropane	--	--	UG/KG	2.8 U	3 U	3.7 U	2.9 U	2.8 U
1,2-Dibromoethane (Ethylene Dibromide)	--	--	UG/KG	1.9 U	2 U	2.4 U	1.9 U	1.8 U
1,2-Dichlorobenzene	280	2500	UG/KG	0.92 U	0.97 U	1.2 U	0.94 U	0.9 U
1,2-Dichloroethane	--	--	UG/KG	0.92 U	0.97 U	1.2 U	0.94 U	0.9 U
1,2-Dichloropropane	--	--	UG/KG	1.5 U	1.6 U	1.9 U	1.5 U	1.5 U
1,3-Dichlorobenzene	1800	7100	UG/KG	0.95 U	1.1 U	1.3 U	0.97 U	0.93 U
1,4-Dichlorobenzene	720	3300	UG/KG	0.84 U	0.89 U	1.1 U	0.86 U	0.83 U
2-Hexanone	--	--	UG/KG	1.9 U	2 U	2.4 U	1.9 U	1.8 U
Acetone	--	--	UG/KG	8.1 U	5.2 U	15 U	5 U	4.8 U
Benzene	530	1900	UG/KG	0.44 U	0.47 U	0.57 U	0.45 U	0.43 U
Bromochloromethane	--	--	UG/KG	2.1 U	2.2 U	2.7 U	2.1 U	2 U
Bromodichloromethane	--	--	UG/KG	0.92 U	0.97 U	1.2 U	0.94 U	0.9 U
Bromoform	--	--	UG/KG	1.4 UJ	1.5 UJ	1.9 UJ	1.5 UJ	1.4 UJ
Bromomethane	--	--	UG/KG	2.1 U	2.2 U	2.7 U	2.2 U	2.1 U
Carbon Disulfide	--	--	UG/KG	1.9 U	2 U	2.5 U	1.9 U	1.9 U
Carbon Tetrachloride	1070	9600	UG/KG	1.4 UJ	1.5 UJ	1.8 UJ	1.5 UJ	1.4 UJ
Chlorobenzene	200	1700	UG/KG	0.44 U	0.47 U	0.57 U	0.45 U	0.43 U
Chloroethane	--	--	UG/KG	4.3 U	4.6 U	5.6 U	4.4 U	4.3 U
Chloroform	--	--	UG/KG	1.9 U	2.1 U	2.5 U	2 U	1.9 U
Chloromethane	--	--	UG/KG	0.6 U	0.64 U	0.78 U	0.62 U	0.59 U
Cis-1,2-Dichloroethylene	--	--	UG/KG	1.5 U	1.6 U	2.1 J	1.5 U	1.4 U
Cis-1,3-Dichloropropene	--	--	UG/KG	1.4 U	1.5 U	1.8 U	1.4 U	1.4 U
Cyclohexane	--	--	UG/KG	2.1 U	2.2 U	2.7 U	2.2 U	2.1 U

Table 6. Summary of Volatile Organic Compounds in Sediment, 1000 Turk Hill Road, Fairport, Monroe County, New York

				Sample Designation:				
				SED-1	SED-2	SED-3	SED-4	SED-4
				02/04/2016	02/04/2016	02/04/2016	02/04/2016	02/04/2016
				N	N	N	N	FD
				0 - 4	0 - 4	0 - 4	0 - 4	0 - 4
				Sample Depth (ft bgs)				
Parameter	NYSDEC Freshwater Sediment Guidance Values Class B	NYSDEC Freshwater Sediment Guidance Values Class C	Unit					
Dibromochloromethane	--	--	UG/KG	1.1 U	1.2 U	1.5 U	1.2 U	1.1 U
Dichlorodifluoromethane	--	--	UG/KG	2.9 U	3.1 U	3.7 U	2.9 U	2.8 U
Ethylbenzene	430	3700	UG/KG	0.35 U	0.37 U	0.45 U	0.36 U	0.34 U
Hexachlorobutadiene	1200	12000	UG/KG	210 U	220 U	230 U	200 U	200 U
Isopropylbenzene (Cumene)	210	1800	UG/KG	1.1 U	1.1 U	1.4 U	1.1 U	0.99 U
M,P-Xylene (Sum Of Isomers)	480	4200	UG/KG	1.7 U	1.8 U	2.2 U	1.7 U	1.6 U
Methyl Acetate	--	--	UG/KG	2.7 U	2.8 U	3.5 U	2.7 U	2.6 U
Methyl Ethyl Ketone (2-Butanone)	--	--	UG/KG	3.5 U	3.7 U	4.5 U	3.6 U	3.4 U
Methyl Isobutyl Ketone (4-Methyl-2-Pentanone)	--	--	UG/KG	1.5 U	1.6 U	2 U	1.5 U	1.5 U
Methylcyclohexane	--	--	UG/KG	1.8 U	2 U	2.4 U	1.9 U	1.8 U
Methylene Chloride	--	--	UG/KG	1.1 J	1 J	1.2 U	0.96 J	0.84 U
O-Xylene (1,2-Dimethylbenzene)	820	7240	UG/KG	0.72 U	0.77 U	0.94 U	0.74 U	0.71 U
Styrene	--	--	UG/KG	0.45 U	0.48 U	0.59 U	0.46 U	0.44 U
Tert-Butyl Methyl Ether	--	--	UG/KG	1.5 U	1.5 U	1.9 U	1.5 U	1.4 U
Tetrachloroethylene (PCE)	16000	57000	UG/KG	1.4 U	1.4 U	1.8 U	1.4 U	1.3 U
Toluene	930	4500	UG/KG	1.5 U	1.6 U	2 U	1.6 U	1.5 U
Trans-1,2-Dichloroethene	1200	11000	UG/KG	1.3 U	1.4 U	1.7 U	1.4 U	1.3 U
Trans-1,3-Dichloropropene	--	--	UG/KG	0.3 U	0.32 U	0.39 U	0.31 U	0.3 U
Trichloroethylene (TCE)	1800	8600	UG/KG	1.6 U	1.7 U	7.7 J	1.6 U	1.5 U
Trichlorofluoromethane	--	--	UG/KG	0.99 U	1.1 U	1.3 U	1.1 U	0.97 U
Vinyl Chloride	--	--	UG/KG	2.8 U	3 U	3.6 U	2.9 U	2.7 U

Table 7. Summary of Semivolatile Organic Compounds in Sediment, 1000 Turk Hill Road, Fairport, Monroe County, New York

				Sample Designation:				
				SED-1	SED-2	SED-3	SED-4	SED-4
				02/04/2016	02/04/2016	02/04/2016	02/04/2016	02/04/2016
				Normal or Field Duplicate:				
				N	N	N	N	FD
				Sample Depth (ft bgs)				
				0 - 4	0 - 4	0 - 4	0 - 4	0 - 4
Parameter	NYSDEC Freshwater Sediment Guidance Values Class B	NYSDEC Freshwater Sediment Guidance Values Class C	Unit					
1,2,4,5-Tetrachlorobenzene	3000	14000	UG/KG	460 U	470 U	500 U	430 U	430 U
2,3,4,6-Tetrachlorophenol	--	--	UG/KG	500 U	500 U	540 U	460 U	460 U
2,4,5-Trichlorophenol	--	--	UG/KG	350 U	350 U	380 U	320 U	320 U
2,4,6-Trichlorophenol	--	--	UG/KG	230 U	230 U	250 U	210 U	210 U
2,4-Dichlorophenol	--	--	UG/KG	340 U	340 U	370 U	310 U	310 U
2,4-Dimethylphenol	--	--	UG/KG	360 U	360 U	390 U	330 U	330 U
2,4-Dinitrophenol	--	--	UG/KG	1500 U	1500 U	1600 U	1400 UJ	1400 U
2,4-Dinitrotoluene	--	--	UG/KG	370 U	370 U	400 U	340 U	340 U
2,6-Dinitrotoluene	--	--	UG/KG	480 U	490 U	530 U	450 U	450 U
2-Chloronaphthalene	--	--	UG/KG	300 U	310 U	330 U	280 U	280 U
2-Chlorophenol	--	--	UG/KG	250 U	260 U	280 U	240 U	240 U
2-Methylnaphthalene	--	--	UG/KG	320 U	320 U	460 J	290 U	290 U
2-Methylphenol (O-Cresol)	--	--	UG/KG	400 U	410 U	440 U	370 U	370 U
2-Nitroaniline	--	--	UG/KG	1300 U	1300 U	1400 U	1200 UJ	1200 U
2-Nitrophenol	--	--	UG/KG	270 U	270 U	290 U	250 U	250 U
3- And 4- Methylphenol (Total)	--	--	UG/KG	720 U	720 U	780 U	670 U	670 U
3,3'-Dichlorobenzidine	--	--	UG/KG	380 U	380 U	410 U	350 U	350 U
3-Nitroaniline	--	--	UG/KG	2000 U	2000 U	2100 U	1800 UJ	1800 U
4,6-Dinitro-2-Methylphenol	--	--	UG/KG	2000 U	2000 U	2200 U	1900 U	1900 U
4-Bromophenyl Phenyl Ether	--	--	UG/KG	370 U	370 U	400 U	340 U	340 U
4-Chloro-3-Methylphenol	--	--	UG/KG	310 U	310 U	330 U	280 U	280 U
4-Chloroaniline	--	--	UG/KG	370 U	380 U	410 U	350 U	350 U
4-Chlorophenyl Phenyl Ether	--	--	UG/KG	340 U	340 U	370 U	320 U	320 U
4-Nitroaniline	--	--	UG/KG	1500 U	1500 U	1600 U	1400 UJ	1400 U
4-Nitrophenol	--	--	UG/KG	1200 U	1300 U	1400 U	1200 UJ	1200 U
Acenaphthene	--	--	UG/KG	330 U	330 U	1300 J	300 U	300 U
Acenaphthylene	--	--	UG/KG	320 U	330 U	460 J	300 U	300 U
Acetophenone	--	--	UG/KG	540 U	550 U	590 U	510 U	510 U
Anthracene	--	--	UG/KG	360 U	580 J	4800	330 U	330 U
Atrazine	--	--	UG/KG	1100 U	1100 U	1200 U	990 U	990 U

Table 7. Summary of Semivolatile Organic Compounds in Sediment, 1000 Turk Hill Road, Fairport, Monroe County, New York

				Sample Designation:				
				SED-1	SED-2	SED-3	SED-4	SED-4
				Sample Date:				
				02/04/2016	02/04/2016	02/04/2016	02/04/2016	02/04/2016
				Normal or Field Duplicate:				
				N	N	N	N	FD
				Sample Depth (ft bgs)				
				0 - 4	0 - 4	0 - 4	0 - 4	0 - 4
Parameter	NYSDEC Freshwater Sediment Guidance Values Class B	NYSDEC Freshwater Sediment Guidance Values Class C	Unit					
Benzaldehyde	--	--	UG/KG	750 U	760 U	830 U	700 U	700 U
Benzo(A)Anthracene	--	--	UG/KG	1500 J	1900 J	9100	1300 J	840 J
Benzo(A)Pyrene	--	--	UG/KG	1700 J	1800 J	8000	1400 J	930 J
Benzo(B)Fluoranthene	--	--	UG/KG	2900	2700	11000	2400	1600 J
Benzo(G,H,I)Perylene	--	--	UG/KG	1400 J	1200 J	4200	930 J	710 J
Benzo(K)Fluoranthene	--	--	UG/KG	930 J	880 J	3500	810 J	560 J
Benzyl Butyl Phthalate	--	--	UG/KG	380 U	380 U	410 U	350 U	350 U
Biphenyl (Diphenyl)	--	--	UG/KG	390 U	400 U	430 U	360 U	360 U
Bis(2-Chloroethoxy) Methane	--	--	UG/KG	230 U	230 U	250 U	210 U	210 U
Bis(2-Chloroethyl) Ether (2-Chloroethyl Ether)	--	--	UG/KG	350 U	360 U	390 U	330 U	330 U
Bis(2-Chloroisopropyl) Ether	--	--	UG/KG	340 U	340 U	370 U	320 U	320 U
Bis(2-Ethylhexyl) Phthalate	360000	--	UG/KG	1000 U	310 U	2100 U	270 U	270 U
Caprolactam	--	--	UG/KG	470 U	470 U	510 U	430 U	440 U
Carbazole	--	--	UG/KG	370 J	540 J	2500	310 U	310 U
Chrysene	--	--	UG/KG	2400	2200	9200	1800 J	1300 J
Dibenz(A,H)Anthracene	--	--	UG/KG	340 J	350 J	1200 J	270 U	270 U
Dibenzofuran	--	--	UG/KG	330 U	340 U	1300 J	310 U	310 U
Diethyl Phthalate	--	--	UG/KG	370 U	380 U	410 U	350 U	350 U
Dimethyl Phthalate	--	--	UG/KG	350 U	360 U	380 U	330 U	330 U
Di-N-Butyl Phthalate	--	--	UG/KG	470 U	470 U	510 U	430 U	430 U
Di-N-Octylphthalate	--	--	UG/KG	360 U	370 U	400 U	340 U	340 U
Fluoranthene	--	--	UG/KG	4700	4800	21000	3400	2300
Fluorene	--	--	UG/KG	310 U	310 U	1900 J	290 U	290 U
Hexachlorobenzene	--	--	UG/KG	350 U	360 U	390 U	330 U	330 U
Hexachlorobutadiene	1200	12000	UG/KG	210 U	220 U	230 U	200 U	200 U
Hexachlorocyclopentadiene	810	8100	UG/KG	420 U	430 U	460 U	390 UJ	390 U
Hexachloroethane	--	--	UG/KG	250 U	260 U	280 U	240 U	240 U
Indeno(1,2,3-C,D)Pyrene	--	--	UG/KG	1500 J	1300 J	4800	1000 J	740 J
Isophorone	--	--	UG/KG	300 U	310 U	330 U	280 U	280 U
Naphthalene	--	--	UG/KG	270 U	280 U	750 J	250 U	250 U

Table 7. Summary of Semivolatile Organic Compounds in Sediment, 1000 Turk Hill Road, Fairport, Monroe County, New York

				Sample Designation:	SED-1	SED-2	SED-3	SED-4	SED-4
				Sample Date:	02/04/2016	02/04/2016	02/04/2016	02/04/2016	02/04/2016
				Normal or Field Duplicate:	N	N	N	N	FD
				Sample Depth (ft bgs)	0 - 4	0 - 4	0 - 4	0 - 4	0 - 4
Parameter	NYSDEC Freshwater Sediment Guidance Values Class B	NYSDEC Freshwater Sediment Guidance Values Class C	Unit						
Nitrobenzene	--	--	UG/KG	290 U	290 U	320 U	270 U	270 U	
N-Nitrosodi-N-Propylamine	--	--	UG/KG	440 U	440 U	480 U	410 U	410 U	
N-Nitrosodiphenylamine	--	--	UG/KG	330 U	340 U	360 U	310 U	310 U	
Pentachlorophenol	14000	19000	UG/KG	1600 U	1600 U	1800 U	1500 U	1500 U	
Phenanthrene	--	--	UG/KG	2400	3600	20000	1700 J	1100 J	
Phenol	--	--	UG/KG	680 U	680 U	740 U	630 U	630 U	
Pyrene	--	--	UG/KG	3700	4000	18000	2700	1900	

Table 8. Summary of Metals in Sediment, 1000 Turk Hill Road, Fairport, Monroe County, New York

				Sample Designation:				
				Sample Date:				
				Normal or Field Duplicate:				
				Sample Depth (ft bgs)				
				SED-1	SED-2	SED-3	SED-4	SED-4
				02/04/2016	02/04/2016	02/04/2016	02/04/2016	02/04/2016
				N	N	N	N	FD
				0 - 4	0 - 4	0 - 4	0 - 4	0 - 4
Parameter	NYSDEC Freshwater Sediment Guidance Values Class B	NYSDEC Freshwater Sediment Guidance Values Class C	Unit					
Aluminum	--	--	MG/KG	5190	4950	9660	2260	2520
Antimony	--	--	MG/KG	0.189 U	0.195 U	1.3 J	0.182 U	0.176 U
Arsenic	10	33	MG/KG	5.9	6.6	10.6	5.3	4.9
Barium	--	--	MG/KG	32.9	34.3	169	48.9 J	24 J
Beryllium	--	--	MG/KG	0.169 J	0.173 J	0.774	0.065 J	0.073 J
Cadmium	1	5	MG/KG	0.719	0.058 J	1	0.172 J	0.188 J
Calcium	--	--	MG/KG	56200	94000	49100	121000	119000
Chromium, Total	43	110	MG/KG	14.4	9.7	25.4	4.4 J	6.4
Cobalt	--	--	MG/KG	4.1 EJ	3.7 EJ	6.3 E	5.4 EL	3.5 EJ
Copper	32	150	MG/KG	58.6 N	33.6 N	790 N	43.1 NJ	58.1 N
Iron	--	--	MG/KG	29000	14800	34800	12200	9830
Lead	36	130	MG/KG	215 N	25.1 N	1680 N	26.2 NJ	31.4 N
Magnesium	--	--	MG/KG	23800	44800	19000	36900 J	26700
Manganese	--	--	MG/KG	400	608	403	6450	3950
Mercury	0.2	1	MG/KG	0.031 NJ	0.042 N	0.178 N	0.018 NJ	0.019 NJ
Nickel	23	49	MG/KG	10.4 NE	7.9 NE	19.4 NE	10.7 NJ	7.5 NE
Potassium	--	--	MG/KG	1110	1360	2380	745	1000
Selenium	--	--	MG/KG	0.664 U	0.683 U	0.75 J	0.862 J	0.618 U
Silver	1	2.2	MG/KG	1.3	0.312 J	0.676 J	0.334 J	0.293 J
Sodium	--	--	MG/KG	331	54.2 J	313	37.9 J	46.7 J
Thallium	--	--	MG/KG	0.563 U	0.58 U	0.616 U	0.733 J	0.628 J
Vanadium	--	--	MG/KG	13.4	11.7	17	10.5	10.7
Zinc	120	460	MG/KG	429 N	78.8 N	790 N	155 NJ	224 N

Table 9. Summary of Polychlorinated Biphenyls in Sediment, 1000 Turk Hill Road, Fairport, Monroe County, New York

Sample Designation:				SED-1	SED-2	SED-3	SED-4	SED-4
Sample Date:				02/04/2016	02/04/2016	02/04/2016	02/04/2016	02/04/2016
Normal or Field Duplicate:				N	N	N	N	FD
Sample Depth (ft bgs)				0 - 4	0 - 4	0 - 4	0 - 4	0 - 4
Parameter	NYSDEC Freshwater Sediment Guidance Values Class B	NYSDEC Freshwater Sediment Guidance Values Class C	Unit					
PCB-1016 (Aroclor 1016)	--	--	UG/KG	20 U	20 U	110 U	19 U	19 U
PCB-1221 (Aroclor 1221)	--	--	UG/KG	40 U	40 U	220 U	37 U	37 U
PCB-1232 (Aroclor 1232)	--	--	UG/KG	20 U	20 U	110 U	19 U	19 U
PCB-1242 (Aroclor 1242)	--	--	UG/KG	20 U	20 U	110 U	19 U	19 U
PCB-1248 (Aroclor 1248)	--	--	UG/KG	20 U	20 U	110 U	19 U	19 U
PCB-1254 (Aroclor 1254)	--	--	UG/KG	22 U	23 U	130 U	21 U	21 U
PCB-1260 (Aroclor 1260)	--	--	UG/KG	20 U	20 U	1300	19 U	19 U
Total PCBs	100	1000	UG/KG	20 U	20 U	1300	19 U	19 U

Table 10. Summary of Pesticides in Sediment, 1000 Turk Hill Road, Fairport, Monroe County, New York

				Sample Designation:	SED-1	SED-2	SED-3	SED-4	SED-4
				Sample Date:	02/04/2016	02/04/2016	02/04/2016	02/04/2016	02/04/2016
				Normal or Field Duplicate:	N	N	N	N	FD
				Sample Depth (ft bgs)	0 - 4	0 - 4	0 - 4	0 - 4	0 - 4
Parameter	NYSDEC Freshwater Sediment Guidance Values Class B	NYSDEC Freshwater Sediment Guidance Values Class C	Unit						
Aldrin	--	--	UG/KG	4.9 U	5 U	5.4 U	4.6 U	4.6 U	
Alpha Bhc (Alpha Hexachlorocyclohexane)	--	--	UG/KG	4.9 U	5 U	5.4 U	4.6 UJ	4.6 U	
Alpha Endosulfan	1	20	UG/KG	4.9 U	5 U	5.4 U	4.6 U	4.6 U	
Beta Bhc (Beta Hexachlorocyclohexane)	--	--	UG/KG	4.9 U	5 U	5.4 U	4.6 U	4.6 U	
Beta Endosulfan	1	20	UG/KG	4.9 U	5 U	5.4 U	4.6 UJ	4.6 U	
cis-Chlordane	--	--	UG/KG	4.9 U	5 U	5.4 U	4.6 UJ	4.6 U	
Delta BHC (Delta Hexachlorocyclohexane)	--	--	UG/KG	4.9 U	5 U	5.4 U	4.6 UJ	4.6 U	
Dieldrin	180	780	UG/KG	5.9 U	5.9 U	15 NJ	5.5 UJ	5.5 U	
Endosulfan Sulfate	--	--	UG/KG	4.9 U	5 U	5.4 U	4.6 UJ	4.6 U	
Endrin	90	220	UG/KG	8.3 U	8.3 U	9 U	7.7 UJ	7.7 U	
Endrin Aldehyde	--	--	UG/KG	4.9 U	5 U	35 NJ	4.6 UJ	4.6 U	
Endrin Ketone	--	--	UG/KG	4.9 U	5 U	5.4 U	4.6 U	4.6 U	
Gamma Bhc (Lindane)	47	78	UG/KG	4.9 U	5 U	5.4 U	4.6 UJ	4.6 U	
Heptachlor	75	10000	UG/KG	4.9 U	5 U	5.4 U	4.6 UJ	4.6 U	
Heptachlor Epoxide	15	2100	UG/KG	4.9 U	5 U	5.4 U	4.6 UJ	4.6 U	
Methoxychlor	59	--	UG/KG	4.9 U	5 U	5.4 U	4.6 U	4.6 U	
P,P'-DDD	--	--	UG/KG	4.9 U	5 U	5.4 U	4.6 U	4.6 U	
P,P'-DDE	--	--	UG/KG	4.9 U	5 U	5.4 U	4.6 U	4.6 U	
P,P'-DDT	44	48000	UG/KG	4.9 U	5 U	21	4.6 UJ	4.6 U	
Pentachlorophenol	14000	19000	UG/KG	1600 U	1600 U	1800 U	1500 U	1500 U	
Toxaphene	6	250	UG/KG	49 U	50 U	54 U	46 UJ	46 U	

Table 11. Summary of Volatile Organic Compounds in Groundwater, 1000 Turk Hill Road, Fairport, Monroe County, New York

				Sample Designation:	MW-10S	MW-10S	MW-10S	MW-10S
				Sample Date:	03/06/2018	05/11/2016	05/16/2017	05/16/2017
				Sample Depth (ft bgs)	16.57 - 17.53	11.1 - 17.4	11.21 - 17.61	11.21 - 17.61
				Normal or Field Duplicate:	N	N	N	N
				Test Type:	INITIAL	INITIAL	DILUTION1	INITIAL
Parameter	NYSDEC Ambient Water-Quality Standards	NYSDEC Ambient Water-Quality Guidance Values	Unit					
1,1,1-Trichloroethane (TCA)	5	--	UG/L	0.36 U	0.36 U	NA	18 U	
1,1,2,2-Tetrachloroethane	5	--	UG/L	0.25 U	0.25 U	NA	13 U	
1,1,2-Trichloroethane	1	--	UG/L	0.34 U	0.34 U	NA	17 U	
1,1-Dichloroethane	5	--	UG/L	0.2 U	0.2 U	NA	10 U	
1,1-Dichloroethene	5	--	UG/L	0.57 U	0.57 U	NA	29 U	
1,2,3-Trichlorobenzene	5	--	UG/L	0.82 U	0.82 U	NA	41 U	
1,2,4-Trichlorobenzene	5	--	UG/L	0.23 U	0.23 U	NA	12 U	
1,2-Dibromo-3-Chloropropane	0.04	--	UG/L	0.74 U	0.74 U	NA	37 U	
1,2-Dibromoethane (Ethylene Dibromide)	--	--	UG/L	0.24 U	0.24 U	NA	12 U	
1,2-Dichlorobenzene	3	--	UG/L	0.21 U	0.21 U	NA	11 U	
1,2-Dichloroethane	0.6	--	UG/L	0.36 U	0.36 U	NA	18 U	
1,2-Dichloropropane	1	--	UG/L	0.2 U	0.2 U	NA	10 U	
1,3-Dichlorobenzene	3	--	UG/L	0.2 U	0.2 U	NA	10 U	
1,4-Dichlorobenzene	3	--	UG/L	0.2 U	0.2 U	NA	10 U	
1,4-Dioxane (P-Dioxane)	--	--	UG/L	NA	NA	NA	NA	
2-Hexanone	--	50	UG/L	1.7 U	1.7 U	NA	83 U	
Acetone	--	50	UG/L	13 U	1.3 U	NA	62 U	
Benzene	1	--	UG/L	0.2 U	0.2 U	NA	10 U	
Bromochloromethane	5	--	UG/L	0.32 U	0.32 U	NA	16 U	
Bromodichloromethane	--	50	UG/L	0.32 U	0.32 U	NA	16 U	
Bromoform	--	50	UG/L	0.42 U	0.42 U	NA	21 U	
Bromomethane	5	--	UG/L	0.29 U	0.29 U	NA	15 U	
Carbon Disulfide	--	60	UG/L	0.62 J	0.22 U	NA	11 U	
Carbon Tetrachloride	5	--	UG/L	0.45 U	0.45 U	NA	23 U	
Chlorobenzene	5	--	UG/L	0.29 U	0.29 U	NA	15 U	
Chloroethane	5	--	UG/L	0.24 U	0.24 U	NA	12 U	
Chloroform	7	--	UG/L	0.25 U	0.25 U	NA	13 U	

Table 11. Summary of Volatile Organic Compounds in Groundwater, 1000 Turk Hill Road, Fairport, Monroe County, New York

				Sample Designation:	MW-10S	MW-10S	MW-10S	MW-10S
				Sample Date:	03/06/2018	05/11/2016	05/16/2017	05/16/2017
				Sample Depth (ft bgs)	16.57 - 17.53	11.1 - 17.4	11.21 - 17.61	11.21 - 17.61
				Normal or Field Duplicate:	N	N	N	N
				Test Type:	INITIAL	INITIAL	DILUTION1	INITIAL
Parameter	NYSDEC Ambient Water-Quality Standards	NYSDEC Ambient Water-Quality Guidance Values	Unit					
Chloromethane	--	--	UG/L	0.21 U	0.21 U	NA	11 U	
Cis-1,2-Dichloroethylene	5	--	UG/L	130	62	29000	NA	
Cis-1,3-Dichloropropene	--	5	UG/L	0.24 U	0.24 U	NA	12 U	
Cyclohexane	--	--	UG/L	0.25 U	0.25 U	NA	13 U	
Dibromochloromethane	--	50	UG/L	0.31 U	0.31 U	NA	16 U	
Dichlorodifluoromethane	5	--	UG/L	0.46 U	0.46 U	NA	23 U	
Ethylbenzene	5	--	UG/L	0.2 U	0.2 U	NA	10 U	
Hexachlorobutadiene	0.5	--	UG/L	NA	6.1 U	NA	NA	
Isopropylbenzene (Cumene)	5	--	UG/L	0.2 U	0.2 U	NA	10 U	
M,P-Xylene (Sum Of Isomers)	5	--	UG/L	0.33 U	0.33 U	NA	17 U	
Methyl Acetate	--	--	UG/L	0.43 U	0.43 U	NA	22 U	
Methyl Ethyl Ketone (2-Butanone)	--	50	UG/L	3.4 J	0.81 U	NA	41 U	
Methyl Isobutyl Ketone (4-Methyl-2-Pentanone)	--	--	UG/L	1.4 J	0.67 U	NA	34 U	
Methylcyclohexane	--	--	UG/L	0.27 U	0.27 U	NA	14 U	
Methylene Chloride	5	--	UG/L	0.6 U	0.6 U	NA	30 U	
O-Xylene (1,2-Dimethylbenzene)	5	--	UG/L	0.2 U	0.2 U	NA	23 J	
Styrene	5	--	UG/L	0.2 U	0.2 U	NA	10 U	
Tert-Butyl Methyl Ether	--	10	UG/L	0.29 U	0.29 U	NA	15 U	
Tetrachloroethylene (PCE)	5	--	UG/L	0.3 U	0.3 U	NA	15 U	
Toluene	5	--	UG/L	0.2 U	0.2 U	NA	10 U	
Trans-1,2-Dichloroethene	5	--	UG/L	0.73 J	0.44 J	NA	56	
Trans-1,3-Dichloropropene	--	--	UG/L	0.2 U	0.2 U	NA	10 U	
Trichloroethylene (TCE)	5	--	UG/L	0.22 U	0.22 U	NA	250	
Trichlorofluoromethane	5	--	UG/L	0.2 U	0.2 U	NA	10 U	
Vinyl Chloride	2	--	UG/L	20	4.4	NA	560	

Table 11. Summary of Volatile Organic Compounds in Groundwater, 1000 Turk Hill Road, Fairport, Monroe County, New York

				Sample Designation:	MW-10S	MW-10S	MW-10S	MW-10S
				Sample Date:	08/08/2017	08/08/2017	08/09/2016	11/07/2017
				Sample Depth (ft bgs)	10.79 - 17.65	10.79 - 17.65	10.76 - 17.5	10.42 - 17.6
				Normal or Field Duplicate:	N	N	N	N
				Test Type:	DILUTION1	INITIAL	INITIAL	INITIAL
Parameter	NYSDEC Ambient Water-Quality Standards	NYSDEC Ambient Water-Quality Guidance Values	Unit					
1,1,1-Trichloroethane (TCA)	5	--	UG/L	NA	18 U	0.36 U	36 U	
1,1,2,2-Tetrachloroethane	5	--	UG/L	NA	13 U	0.25 U	25 U	
1,1,2-Trichloroethane	1	--	UG/L	NA	17 U	0.87 J	34 U	
1,1-Dichloroethane	5	--	UG/L	NA	10 U	0.25 J	20 U	
1,1-Dichloroethene	5	--	UG/L	NA	29 U	14	57 U	
1,2,3-Trichlorobenzene	5	--	UG/L	NA	41 U	0.82 U	82 U	
1,2,4-Trichlorobenzene	5	--	UG/L	NA	12 U	0.23 U	23 U	
1,2-Dibromo-3-Chloropropane	0.04	--	UG/L	NA	37 U	0.74 U	74 U	
1,2-Dibromoethane (Ethylene Dibromide)	--	--	UG/L	NA	12 U	0.24 U	24 U	
1,2-Dichlorobenzene	3	--	UG/L	NA	11 U	0.21 U	21 U	
1,2-Dichloroethane	0.6	--	UG/L	NA	18 U	0.6 J	36 U	
1,2-Dichloropropane	1	--	UG/L	NA	10 U	0.2 U	20 U	
1,3-Dichlorobenzene	3	--	UG/L	NA	10 U	0.2 U	20 U	
1,4-Dichlorobenzene	3	--	UG/L	NA	10 U	0.2 U	20 U	
1,4-Dioxane (P-Dioxane)	--	--	UG/L	NA	NA	NA	NA	
2-Hexanone	--	50	UG/L	NA	83 U	1.7 U	170 U	
Acetone	--	50	UG/L	NA	62 U	1.8 U	130 U	
Benzene	1	--	UG/L	NA	10 U	0.36 J	20 U	
Bromochloromethane	5	--	UG/L	NA	16 U	0.32 U	32 U	
Bromodichloromethane	--	50	UG/L	NA	16 U	0.32 U	32 U	
Bromoform	--	50	UG/L	NA	21 U	0.42 U	42 U	
Bromomethane	5	--	UG/L	NA	15 U	0.29 UJ	29 U	
Carbon Disulfide	--	60	UG/L	NA	11 U	0.22 U	22 U	
Carbon Tetrachloride	5	--	UG/L	NA	23 U	0.45 U	45 U	
Chlorobenzene	5	--	UG/L	NA	15 U	0.29 U	29 U	
Chloroethane	5	--	UG/L	NA	12 U	0.24 U	24 U	
Chloroform	7	--	UG/L	NA	13 U	0.25 U	25 U	

Table 11. Summary of Volatile Organic Compounds in Groundwater, 1000 Turk Hill Road, Fairport, Monroe County, New York

				Sample Designation:	MW-10S	MW-10S	MW-10S	MW-10S
				Sample Date:	08/08/2017	08/08/2017	08/09/2016	11/07/2017
				Sample Depth (ft bgs)	10.79 - 17.65	10.79 - 17.65	10.76 - 17.5	10.42 - 17.6
				Normal or Field Duplicate:	N	N	N	N
				Test Type:	DILUTION1	INITIAL	INITIAL	INITIAL
Parameter	NYSDEC Ambient Water-Quality Standards	NYSDEC Ambient Water-Quality Guidance Values	Unit					
Chloromethane	--	--	UG/L	NA	11 U	0.21 U	21 U	
Cis-1,2-Dichloroethylene	5	--	UG/L	12000	NA	12000 D	16000	
Cis-1,3-Dichloropropene	--	5	UG/L	NA	12 U	0.24 U	24 U	
Cyclohexane	--	--	UG/L	NA	13 U	0.25 U	25 U	
Dibromochloromethane	--	50	UG/L	NA	16 U	0.31 U	31 U	
Dichlorodifluoromethane	5	--	UG/L	NA	23 U	0.46 U	46 U	
Ethylbenzene	5	--	UG/L	NA	10 U	0.2 U	20 U	
Hexachlorobutadiene	0.5	--	UG/L	NA	NA	NA	NA	
Isopropylbenzene (Cumene)	5	--	UG/L	NA	10 U	1.3	20 U	
M,P-Xylene (Sum Of Isomers)	5	--	UG/L	NA	17 U	0.33 U	33 U	
Methyl Acetate	--	--	UG/L	NA	22 U	0.43 U	43 U	
Methyl Ethyl Ketone (2-Butanone)	--	50	UG/L	NA	41 U	0.81 U	81 U	
Methyl Isobutyl Ketone (4-Methyl-2-Pentanone)	--	--	UG/L	NA	34 U	0.67 U	67 U	
Methylcyclohexane	--	--	UG/L	NA	14 U	0.27 U	27 U	
Methylene Chloride	5	--	UG/L	NA	30 U	0.6 U	60 U	
O-Xylene (1,2-Dimethylbenzene)	5	--	UG/L	NA	10 U	3.2	20 U	
Styrene	5	--	UG/L	NA	10 U	0.2 U	20 U	
Tert-Butyl Methyl Ether	--	10	UG/L	NA	15 U	0.29 U	29 U	
Tetrachloroethylene (PCE)	5	--	UG/L	NA	15 U	0.3 U	30 U	
Toluene	5	--	UG/L	NA	10 U	1.5	20 U	
Trans-1,2-Dichloroethene	5	--	UG/L	NA	17 U	190	33 U	
Trans-1,3-Dichloropropene	--	--	UG/L	NA	10 U	0.2 U	20 U	
Trichloroethylene (TCE)	5	--	UG/L	NA	11 U	14	22 U	
Trichlorofluoromethane	5	--	UG/L	NA	10 U	0.2 U	20 U	
Vinyl Chloride	2	--	UG/L	NA	1200	910 D	3700	

Table 11. Summary of Volatile Organic Compounds in Groundwater, 1000 Turk Hill Road, Fairport, Monroe County, New York

				Sample Designation:	MW-10S	MW-10S	MW-10S	MW-11D	MW-11D
				Sample Date:	11/07/2017	11/07/2017	11/08/2016	02/01/2016	02/07/2017
				Sample Depth (ft bgs)	10.42 - 17.6	10.42 - 17.6	11 - 17.7	26.1 - 43.8	27.8 - 42.9
				Normal or Field Duplicate:	FD	FD	N	N	N
				Test Type:	DILUTION1	INITIAL	INITIAL	INITIAL	INITIAL
Parameter	NYSDEC Ambient Water-Quality Standards	NYSDEC Ambient Water-Quality Guidance Values	Unit						
1,1,1-Trichloroethane (TCA)	5	--	UG/L	NA	18 U	18 U	0.36 U	0.36 U	
1,1,2,2-Tetrachloroethane	5	--	UG/L	NA	13 U	13 U	0.25 U	0.25 U	
1,1,2-Trichloroethane	1	--	UG/L	NA	17 U	17 U	0.34 U	0.34 U	
1,1-Dichloroethane	5	--	UG/L	NA	10 U	10 U	0.2 U	0.2 U	
1,1-Dichloroethene	5	--	UG/L	NA	29 U	29 U	0.57 U	0.57 U	
1,2,3-Trichlorobenzene	5	--	UG/L	NA	41 U	41 U	0.82 U	0.82 U	
1,2,4-Trichlorobenzene	5	--	UG/L	NA	12 U	12 U	0.23 U	0.23 U	
1,2-Dibromo-3-Chloropropane	0.04	--	UG/L	NA	37 U	37 U	0.74 U	0.74 U	
1,2-Dibromoethane (Ethylene Dibromide)	--	--	UG/L	NA	12 U	12 U	0.24 U	0.24 U	
1,2-Dichlorobenzene	3	--	UG/L	NA	11 U	11 U	0.21 U	0.21 U	
1,2-Dichloroethane	0.6	--	UG/L	NA	18 U	18 U	0.36 U	0.36 U	
1,2-Dichloropropane	1	--	UG/L	NA	10 U	10 U	0.2 U	0.2 U	
1,3-Dichlorobenzene	3	--	UG/L	NA	10 U	10 U	0.2 U	0.2 U	
1,4-Dichlorobenzene	3	--	UG/L	NA	10 U	10 U	0.2 U	0.2 U	
1,4-Dioxane (P-Dioxane)	--	--	UG/L	NA	NA	NA	NA	NA	
2-Hexanone	--	50	UG/L	NA	83 U	83 U	1.7 U	1.7 U	
Acetone	--	50	UG/L	NA	62 U	62 U	1.3 U	1.4 J	
Benzene	1	--	UG/L	NA	10 U	10 U	0.2 U	0.2 U	
Bromochloromethane	5	--	UG/L	NA	16 U	16 U	0.32 U	0.32 U	
Bromodichloromethane	--	50	UG/L	NA	16 U	16 U	0.32 U	0.32 U	
Bromoform	--	50	UG/L	NA	21 U	21 U	0.42 U	0.42 U	
Bromomethane	5	--	UG/L	NA	15 U	15 U	0.29 U	0.29 U	
Carbon Disulfide	--	60	UG/L	NA	11 U	11 U	0.22 U	0.22 U	
Carbon Tetrachloride	5	--	UG/L	NA	23 U	23 U	0.45 U	0.45 U	
Chlorobenzene	5	--	UG/L	NA	15 U	15 U	0.29 U	0.29 U	
Chloroethane	5	--	UG/L	NA	12 U	12 U	0.24 U	0.24 U	
Chloroform	7	--	UG/L	NA	13 U	13 U	0.25 U	0.25 U	

Table 11. Summary of Volatile Organic Compounds in Groundwater, 1000 Turk Hill Road, Fairport, Monroe County, New York

				Sample Designation:	MW-10S	MW-10S	MW-10S	MW-11D	MW-11D
				Sample Date:	11/07/2017	11/07/2017	11/08/2016	02/01/2016	02/07/2017
				Sample Depth (ft bgs)	10.42 - 17.6	10.42 - 17.6	11 - 17.7	26.1 - 43.8	27.8 - 42.9
				Normal or Field Duplicate:	FD	FD	N	N	N
				Test Type:	DILUTION1	INITIAL	INITIAL	INITIAL	INITIAL
Parameter	NYSDEC Ambient Water-Quality Standards	NYSDEC Ambient Water-Quality Guidance Values	Unit						
Chloromethane	--	--	UG/L	NA	11 U	11 U	0.21 U	0.21 U	
Cis-1,2-Dichloroethylene	5	--	UG/L	16000	NA	6400	23	7	
Cis-1,3-Dichloropropene	--	5	UG/L	NA	12 U	12 U	0.24 U	0.24 U	
Cyclohexane	--	--	UG/L	NA	13 U	13 U	0.25 U	0.25 U	
Dibromochloromethane	--	50	UG/L	NA	16 U	16 U	0.31 U	0.31 U	
Dichlorodifluoromethane	5	--	UG/L	NA	23 U	23 U	0.46 U	0.46 U	
Ethylbenzene	5	--	UG/L	NA	10 U	10 U	0.2 U	0.2 U	
Hexachlorobutadiene	0.5	--	UG/L	NA	NA	NA	1.3 U	NA	
Isopropylbenzene (Cumene)	5	--	UG/L	NA	10 U	10 U	0.2 U	0.2 U	
M,P-Xylene (Sum Of Isomers)	5	--	UG/L	NA	17 U	17 U	0.33 U	0.33 U	
Methyl Acetate	--	--	UG/L	NA	22 U	22 U	0.43 U	0.43 U	
Methyl Ethyl Ketone (2-Butanone)	--	50	UG/L	NA	41 U	41 U	0.81 U	0.81 U	
Methyl Isobutyl Ketone (4-Methyl-2-Pentanone)	--	--	UG/L	NA	34 U	34 U	0.67 U	0.67 U	
Methylcyclohexane	--	--	UG/L	NA	14 U	14 U	0.27 U	0.27 U	
Methylene Chloride	5	--	UG/L	NA	30 U	30 U	0.6 U	0.6 U	
O-Xylene (1,2-Dimethylbenzene)	5	--	UG/L	NA	13 J	14 J	0.2 U	0.2 U	
Styrene	5	--	UG/L	NA	10 U	10 U	0.2 U	0.2 U	
Tert-Butyl Methyl Ether	--	10	UG/L	NA	15 U	15 U	0.29 U	0.29 U	
Tetrachloroethylene (PCE)	5	--	UG/L	NA	15 U	15 U	0.3 U	0.3 U	
Toluene	5	--	UG/L	NA	10 U	10 U	0.2 U	0.2 U	
Trans-1,2-Dichloroethene	5	--	UG/L	NA	17 U	17 U	0.92 J	0.33 U	
Trans-1,3-Dichloropropene	--	--	UG/L	NA	10 U	10 U	0.2 U	0.2 U	
Trichloroethylene (TCE)	5	--	UG/L	NA	11 U	11 U	16	26	
Trichlorofluoromethane	5	--	UG/L	NA	10 U	10 U	0.2 U	0.2 U	
Vinyl Chloride	2	--	UG/L	NA	3700	2100	0.32 U	0.32 U	

Table 11. Summary of Volatile Organic Compounds in Groundwater, 1000 Turk Hill Road, Fairport, Monroe County, New York

				Sample Designation:	MW-11D	MW-11D	MW-11D	MW-11D	MW-11D
				Sample Date:	03/05/2018	05/10/2016	05/17/2017	08/07/2017	08/12/2016
				Sample Depth (ft bgs)	25.53 - 42.7	20.3 - 43	19.98 - 42.73	19.53 - 42.77	19.52 - 45
				Normal or Field Duplicate:	N	N	N	N	N
				Test Type:	INITIAL	INITIAL	INITIAL	INITIAL	INITIAL
Parameter	NYSDEC Ambient Water-Quality Standards	NYSDEC Ambient Water-Quality Guidance Values	Unit						
1,1,1-Trichloroethane (TCA)	5	--	UG/L	0.36 U	0.36 U	0.36 U	0.36 UJ	0.36 U	
1,1,2,2-Tetrachloroethane	5	--	UG/L	0.25 U	0.25 U	0.25 U	0.25 UJ	0.25 U	
1,1,2-Trichloroethane	1	--	UG/L	0.34 U	0.34 U	0.34 U	0.34 UJ	0.34 U	
1,1-Dichloroethane	5	--	UG/L	0.2 U	0.2 U	0.2 U	0.2 UJ	0.2 U	
1,1-Dichloroethene	5	--	UG/L	0.57 U	0.57 U	0.57 U	0.57 UJ	0.57 U	
1,2,3-Trichlorobenzene	5	--	UG/L	0.82 U	0.82 U	0.82 U	0.82 UJ	0.82 U	
1,2,4-Trichlorobenzene	5	--	UG/L	0.23 U	0.23 U	0.23 U	0.23 UJ	0.23 U	
1,2-Dibromo-3-Chloropropane	0.04	--	UG/L	0.74 U	0.74 U	0.74 U	0.74 UJ	0.74 U	
1,2-Dibromoethane (Ethylene Dibromide)	--	--	UG/L	0.24 U	0.24 U	0.24 U	0.24 UJ	0.24 U	
1,2-Dichlorobenzene	3	--	UG/L	0.21 U	0.21 U	0.21 U	0.21 UJ	0.21 U	
1,2-Dichloroethane	0.6	--	UG/L	0.36 U	0.36 U	0.36 U	0.36 UJ	0.36 U	
1,2-Dichloropropane	1	--	UG/L	0.2 U	0.2 U	0.2 U	0.2 UJ	0.2 U	
1,3-Dichlorobenzene	3	--	UG/L	0.2 U	0.2 U	0.2 U	0.2 UJ	0.2 U	
1,4-Dichlorobenzene	3	--	UG/L	0.2 U	0.2 U	0.2 U	0.2 UJ	0.2 U	
1,4-Dioxane (P-Dioxane)	--	--	UG/L	NA	NA	NA	NA	NA	
2-Hexanone	--	50	UG/L	1.7 U	1.7 U	1.7 U	1.7 UJ	1.7 U	
Acetone	--	50	UG/L	2.1 U	1.3 U	1.3 U	1.8 UJ	1.3 U	
Benzene	1	--	UG/L	0.2 U	0.2 U	0.2 U	0.2 UJ	0.2 U	
Bromochloromethane	5	--	UG/L	0.32 U	0.32 U	0.32 U	0.32 UJ	0.32 U	
Bromodichloromethane	--	50	UG/L	0.32 U	0.32 U	0.32 U	0.32 UJ	0.32 U	
Bromoform	--	50	UG/L	0.42 U	0.42 U	0.42 U	0.42 UJ	0.42 U	
Bromomethane	5	--	UG/L	0.29 U	0.29 UJ	0.29 U	0.29 UJ	0.29 U	
Carbon Disulfide	--	60	UG/L	0.22 U	0.22 U	0.22 U	0.22 UJ	0.22 U	
Carbon Tetrachloride	5	--	UG/L	0.45 U	0.45 UJ	0.45 U	0.45 UJ	0.45 U	
Chlorobenzene	5	--	UG/L	0.29 U	0.29 U	0.29 U	0.29 UJ	0.29 U	
Chloroethane	5	--	UG/L	0.24 U	0.24 U	0.24 U	0.24 UJ	0.24 U	
Chloroform	7	--	UG/L	0.25 U	0.25 U	0.25 U	0.28 L	0.25 U	

Table 11. Summary of Volatile Organic Compounds in Groundwater, 1000 Turk Hill Road, Fairport, Monroe County, New York

				Sample Designation:	MW-11D	MW-11D	MW-11D	MW-11D	MW-11D
				Sample Date:	03/05/2018	05/10/2016	05/17/2017	08/07/2017	08/12/2016
				Sample Depth (ft bgs)	25.53 - 42.7	20.3 - 43	19.98 - 42.73	19.53 - 42.77	19.52 - 45
				Normal or Field Duplicate:	N	N	N	N	N
				Test Type:	INITIAL	INITIAL	INITIAL	INITIAL	INITIAL
Parameter	NYSDEC Ambient Water-Quality Standards	NYSDEC Ambient Water-Quality Guidance Values	Unit						
Chloromethane	--	--	UG/L	0.21 U	0.21 U	0.21 U	0.21 UJ	0.21 U	
Cis-1,2-Dichloroethylene	5	--	UG/L	1.3	2.5	1.5	2 L	2.1	
Cis-1,3-Dichloropropene	--	5	UG/L	0.24 U	0.24 U	0.24 U	0.24 UJ	0.24 U	
Cyclohexane	--	--	UG/L	0.25 U	0.25 U	0.25 U	0.25 UJ	0.25 U	
Dibromochloromethane	--	50	UG/L	0.31 U	0.31 U	0.31 U	0.31 UJ	0.31 U	
Dichlorodifluoromethane	5	--	UG/L	0.46 U	0.46 U	0.46 U	0.46 UJ	0.46 U	
Ethylbenzene	5	--	UG/L	0.2 U	0.2 U	0.2 U	0.2 UJ	0.2 U	
Hexachlorobutadiene	0.5	--	UG/L	NA	1.3 U	NA	NA	NA	
Isopropylbenzene (Cumene)	5	--	UG/L	0.2 U	0.2 U	0.2 U	0.2 UJ	0.2 U	
M,P-Xylene (Sum Of Isomers)	5	--	UG/L	0.33 U	0.33 U	0.33 U	0.33 UJ	0.33 U	
Methyl Acetate	--	--	UG/L	0.43 U	0.43 U	0.43 U	0.43 UJ	0.43 U	
Methyl Ethyl Ketone (2-Butanone)	--	50	UG/L	0.81 U	0.81 U	0.81 U	0.81 UJ	1.2 J	
Methyl Isobutyl Ketone (4-Methyl-2-Pentanone)	--	--	UG/L	0.67 U	0.67 U	0.67 U	0.67 UJ	0.67 U	
Methylcyclohexane	--	--	UG/L	0.27 U	0.27 U	0.27 U	0.27 UJ	0.27 U	
Methylene Chloride	5	--	UG/L	0.6 U	0.6 U	0.6 U	0.6 UJ	0.6 U	
O-Xylene (1,2-Dimethylbenzene)	5	--	UG/L	0.2 U	0.2 U	0.2 U	0.2 UJ	0.2 U	
Styrene	5	--	UG/L	0.2 U	0.2 U	0.2 U	0.2 UJ	0.2 U	
Tert-Butyl Methyl Ether	--	10	UG/L	0.29 U	0.29 U	0.29 U	0.29 UJ	0.29 U	
Tetrachloroethylene (PCE)	5	--	UG/L	0.3 U	0.3 U	0.3 U	0.3 UJ	0.3 U	
Toluene	5	--	UG/L	0.2 U	0.2 U	0.2 U	0.2 UJ	0.2 U	
Trans-1,2-Dichloroethene	5	--	UG/L	0.33 U	0.33 U	0.33 U	0.33 UJ	0.33 U	
Trans-1,3-Dichloropropene	--	--	UG/L	0.2 U	0.2 U	0.2 U	0.2 UJ	0.2 U	
Trichloroethylene (TCE)	5	--	UG/L	13	22	14	19 L	24	
Trichlorofluoromethane	5	--	UG/L	0.2 U	0.2 U	0.2 U	0.2 UJ	0.2 U	
Vinyl Chloride	2	--	UG/L	0.32 U	0.32 U	0.32 U	0.32 UJ	0.32 U	

Table 11. Summary of Volatile Organic Compounds in Groundwater, 1000 Turk Hill Road, Fairport, Monroe County, New York

				Sample Designation:	MW-11D	MW-11D	MW-11M	MW-11M
				Sample Date:	11/06/2017	11/07/2016	02/01/2016	02/07/2017
				Sample Depth (ft bgs)	19.24 - 42.69	19.72 - 42.81	26.15 - 36.66	27.86 - 36.4
				Normal or Field Duplicate:	N	N	N	N
				Test Type:	INITIAL	INITIAL	INITIAL	INITIAL
Parameter	NYSDEC Ambient Water-Quality Standards	NYSDEC Ambient Water-Quality Guidance Values	Unit					
1,1,1-Trichloroethane (TCA)	5	--	UG/L	0.36 U	0.36 U	0.36 U	0.36 U	0.36 U
1,1,2,2-Tetrachloroethane	5	--	UG/L	0.25 U	0.25 U	0.25 U	0.25 U	0.25 U
1,1,2-Trichloroethane	1	--	UG/L	0.34 U	0.34 U	0.34 U	0.34 U	0.34 U
1,1-Dichloroethane	5	--	UG/L	0.2 U	0.2 U	0.2 U	0.2 U	0.2 U
1,1-Dichloroethene	5	--	UG/L	0.57 U	0.57 U	0.57 U	0.57 U	0.57 U
1,2,3-Trichlorobenzene	5	--	UG/L	0.82 U	0.82 U	0.82 U	0.82 U	0.82 U
1,2,4-Trichlorobenzene	5	--	UG/L	0.23 U	0.23 U	0.23 U	0.23 U	0.23 U
1,2-Dibromo-3-Chloropropane	0.04	--	UG/L	0.74 U	0.74 U	0.74 U	0.74 U	0.74 U
1,2-Dibromoethane (Ethylene Dibromide)	--	--	UG/L	0.24 U	0.24 U	0.24 U	0.24 U	0.24 U
1,2-Dichlorobenzene	3	--	UG/L	0.21 U	0.21 U	0.21 U	0.21 U	0.21 U
1,2-Dichloroethane	0.6	--	UG/L	0.36 U	0.36 U	0.36 U	0.36 U	0.36 U
1,2-Dichloropropane	1	--	UG/L	0.2 U	0.2 U	0.2 U	0.2 U	0.2 U
1,3-Dichlorobenzene	3	--	UG/L	0.2 U	0.2 U	0.2 U	0.2 U	0.2 U
1,4-Dichlorobenzene	3	--	UG/L	0.2 U	0.2 U	0.2 U	0.2 U	0.2 U
1,4-Dioxane (P-Dioxane)	--	--	UG/L	NA	NA	NA	NA	NA
2-Hexanone	--	50	UG/L	1.7 U	1.7 U	1.7 U	1.7 U	1.7 U
Acetone	--	50	UG/L	1.6 J	1.3 U	1.7 J	1.3 U	1.3 U
Benzene	1	--	UG/L	0.2 U	0.2 U	0.2 U	0.2 U	0.2 U
Bromochloromethane	5	--	UG/L	0.32 U	0.32 U	0.32 U	0.32 U	0.32 U
Bromodichloromethane	--	50	UG/L	0.32 U	0.32 U	0.32 U	0.32 U	0.32 U
Bromoform	--	50	UG/L	0.42 U	0.42 U	0.42 U	0.42 U	0.42 U
Bromomethane	5	--	UG/L	0.29 U	0.29 U	0.29 U	0.29 U	0.29 U
Carbon Disulfide	--	60	UG/L	0.22 U	0.22 U	0.22 U	0.22 U	0.22 U
Carbon Tetrachloride	5	--	UG/L	0.45 U	0.45 U	0.45 U	0.45 U	0.45 U
Chlorobenzene	5	--	UG/L	0.29 U	0.29 U	0.29 U	0.29 U	0.29 U
Chloroethane	5	--	UG/L	0.24 U	0.24 U	0.24 U	0.24 U	0.24 U
Chloroform	7	--	UG/L	0.25 U	0.33 J	0.29 J	0.27 J	0.27 J

Table 11. Summary of Volatile Organic Compounds in Groundwater, 1000 Turk Hill Road, Fairport, Monroe County, New York

				Sample Designation:	MW-11D	MW-11D	MW-11M	MW-11M
				Sample Date:	11/06/2017	11/07/2016	02/01/2016	02/07/2017
				Sample Depth (ft bgs)	19.24 - 42.69	19.72 - 42.81	26.15 - 36.66	27.86 - 36.4
				Normal or Field Duplicate:	N	N	N	N
				Test Type:	INITIAL	INITIAL	INITIAL	INITIAL
Parameter	NYSDEC Ambient Water-Quality Standards	NYSDEC Ambient Water-Quality Guidance Values	Unit					
Chloromethane	--	--	UG/L	0.21 U	0.21 U	0.21 U	0.21 U	0.21 U
Cis-1,2-Dichloroethylene	5	--	UG/L	0.3 U	2	2.2	2.4	2.4
Cis-1,3-Dichloropropene	--	5	UG/L	0.24 U	0.24 U	0.24 U	0.24 U	0.24 U
Cyclohexane	--	--	UG/L	0.25 U	0.25 U	0.25 U	0.25 U	0.25 U
Dibromochloromethane	--	50	UG/L	0.31 U	0.31 U	0.31 U	0.31 U	0.31 U
Dichlorodifluoromethane	5	--	UG/L	0.46 U	0.46 U	0.46 U	0.46 U	0.46 U
Ethylbenzene	5	--	UG/L	0.2 U	0.2 U	0.2 U	0.2 U	0.2 U
Hexachlorobutadiene	0.5	--	UG/L	NA	NA	1.3 U	NA	NA
Isopropylbenzene (Cumene)	5	--	UG/L	0.2 U	0.2 U	0.2 U	0.2 U	0.2 U
M,P-Xylene (Sum Of Isomers)	5	--	UG/L	0.33 U	0.33 U	0.33 U	0.33 U	0.33 U
Methyl Acetate	--	--	UG/L	0.43 U	0.43 U	0.43 U	0.43 U	0.43 U
Methyl Ethyl Ketone (2-Butanone)	--	50	UG/L	0.81 U	0.81 U	0.81 U	0.81 U	0.81 U
Methyl Isobutyl Ketone (4-Methyl-2-Pentanone)	--	--	UG/L	0.67 U	0.67 U	0.67 U	0.67 U	0.67 U
Methylcyclohexane	--	--	UG/L	0.27 U	0.27 U	0.27 U	0.27 U	0.27 U
Methylene Chloride	5	--	UG/L	0.6 U	0.6 U	0.6 U	0.6 U	0.6 U
O-Xylene (1,2-Dimethylbenzene)	5	--	UG/L	0.2 U	0.2 U	0.2 U	0.2 U	0.2 U
Styrene	5	--	UG/L	0.2 U	0.2 U	0.2 U	0.2 U	0.2 U
Tert-Butyl Methyl Ether	--	10	UG/L	0.29 U	0.29 U	0.29 U	0.29 U	0.29 U
Tetrachloroethylene (PCE)	5	--	UG/L	0.3 U	0.3 U	0.3 U	0.3 U	0.3 U
Toluene	5	--	UG/L	0.2 U	0.2 U	0.2 U	0.2 U	0.2 U
Trans-1,2-Dichloroethene	5	--	UG/L	0.33 U	0.33 U	0.33 U	0.33 U	0.33 U
Trans-1,3-Dichloropropene	--	--	UG/L	0.2 U	0.2 U	0.2 U	0.2 U	0.2 U
Trichloroethylene (TCE)	5	--	UG/L	8.9	29	25	35	35
Trichlorofluoromethane	5	--	UG/L	0.2 U	0.2 U	0.2 U	0.2 U	0.2 U
Vinyl Chloride	2	--	UG/L	0.32 U	0.32 U	0.32 U	0.32 U	0.32 U

Table 11. Summary of Volatile Organic Compounds in Groundwater, 1000 Turk Hill Road, Fairport, Monroe County, New York

				Sample Designation:	MW-11M	MW-11M	MW-11M	MW-11M
				Sample Date:	03/05/2018	03/05/2018	05/10/2016	05/17/2017
				Sample Depth (ft bgs)	25.58 - 31.81	25.58 - 31.81	19.95 - 36.4	19.88 - 36.66
				Normal or Field Duplicate:	N	FD	N	N
				Test Type:	INITIAL	INITIAL	INITIAL	INITIAL
Parameter	NYSDEC Ambient Water-Quality Standards	NYSDEC Ambient Water-Quality Guidance Values	Unit					
1,1,1-Trichloroethane (TCA)	5	--	UG/L	0.36 U	0.36 U	0.36 U	0.36 U	0.36 U
1,1,2,2-Tetrachloroethane	5	--	UG/L	0.25 U	0.25 U	0.25 U	0.25 U	0.25 U
1,1,2-Trichloroethane	1	--	UG/L	0.34 U	0.34 U	0.34 U	0.34 U	0.34 U
1,1-Dichloroethane	5	--	UG/L	0.2 U	0.2 U	0.2 U	0.2 U	0.2 U
1,1-Dichloroethene	5	--	UG/L	0.57 U	0.57 U	0.57 U	0.57 U	0.57 U
1,2,3-Trichlorobenzene	5	--	UG/L	0.82 U	0.82 U	0.82 U	0.82 U	0.82 U
1,2,4-Trichlorobenzene	5	--	UG/L	0.23 U	0.23 U	0.23 U	0.23 U	0.23 U
1,2-Dibromo-3-Chloropropane	0.04	--	UG/L	0.74 U	0.74 U	0.74 U	0.74 U	0.74 U
1,2-Dibromoethane (Ethylene Dibromide)	--	--	UG/L	0.24 U	0.24 U	0.24 U	0.24 U	0.24 U
1,2-Dichlorobenzene	3	--	UG/L	0.21 U	0.21 U	0.21 U	0.21 U	0.21 U
1,2-Dichloroethane	0.6	--	UG/L	0.36 U	0.36 U	0.36 U	0.36 U	0.36 U
1,2-Dichloropropane	1	--	UG/L	0.2 U	0.2 U	0.2 U	0.2 U	0.2 U
1,3-Dichlorobenzene	3	--	UG/L	0.2 U	0.2 U	0.2 U	0.2 U	0.2 U
1,4-Dichlorobenzene	3	--	UG/L	0.2 U	0.2 U	0.2 U	0.2 U	0.2 U
1,4-Dioxane (P-Dioxane)	--	--	UG/L	NA	NA	NA	NA	NA
2-Hexanone	--	50	UG/L	1.7 U	1.7 U	1.7 U	1.7 U	1.7 U
Acetone	--	50	UG/L	2.3 U	2.2 U	1.3 U	1.3 U	1.3 U
Benzene	1	--	UG/L	0.2 U	0.2 U	0.2 U	0.2 U	0.2 U
Bromochloromethane	5	--	UG/L	0.32 U	0.32 U	0.32 U	0.32 U	0.32 U
Bromodichloromethane	--	50	UG/L	0.32 U	0.32 U	0.32 U	0.32 U	0.32 U
Bromoform	--	50	UG/L	0.42 U	0.42 U	0.42 U	0.42 U	0.42 U
Bromomethane	5	--	UG/L	0.29 U	0.29 U	0.29 U	0.29 U	0.29 U
Carbon Disulfide	--	60	UG/L	0.22 U	0.22 U	0.22 U	0.22 U	0.22 U
Carbon Tetrachloride	5	--	UG/L	0.45 U	0.45 U	0.45 U	0.45 U	0.45 U
Chlorobenzene	5	--	UG/L	0.29 U	0.29 U	0.29 U	0.29 U	0.29 U
Chloroethane	5	--	UG/L	0.24 U	0.24 U	0.24 U	0.24 U	0.24 U
Chloroform	7	--	UG/L	0.28 J	0.25 U	0.25 U	0.25 U	0.25 U

Table 11. Summary of Volatile Organic Compounds in Groundwater, 1000 Turk Hill Road, Fairport, Monroe County, New York

				Sample Designation:	MW-11M	MW-11M	MW-11M	MW-11M
				Sample Date:	03/05/2018	03/05/2018	05/10/2016	05/17/2017
				Sample Depth (ft bgs)	25.58 - 31.81	25.58 - 31.81	19.95 - 36.4	19.88 - 36.66
				Normal or Field Duplicate:	N	FD	N	N
				Test Type:	INITIAL	INITIAL	INITIAL	INITIAL
Parameter	NYSDEC Ambient Water-Quality Standards	NYSDEC Ambient Water-Quality Guidance Values	Unit					
Chloromethane	--	--	UG/L	0.21 U	0.21 U	0.21 U	0.21 U	0.21 U
Cis-1,2-Dichloroethylene	5	--	UG/L	1.5	1.7	0.3 U	0.3 U	0.3 U
Cis-1,3-Dichloropropene	--	5	UG/L	0.24 U	0.24 U	0.24 U	0.24 U	0.24 U
Cyclohexane	--	--	UG/L	0.25 U	0.25 U	0.25 U	0.25 U	0.25 U
Dibromochloromethane	--	50	UG/L	0.31 U	0.31 U	0.31 U	0.31 U	0.31 U
Dichlorodifluoromethane	5	--	UG/L	0.46 U	0.46 U	0.46 U	0.46 U	0.46 U
Ethylbenzene	5	--	UG/L	0.2 U	0.2 U	0.2 U	0.2 U	0.2 U
Hexachlorobutadiene	0.5	--	UG/L	NA	NA	1.3 U	NA	NA
Isopropylbenzene (Cumene)	5	--	UG/L	0.2 U	0.2 U	0.2 U	0.2 U	0.2 U
M,P-Xylene (Sum Of Isomers)	5	--	UG/L	0.33 U	0.33 U	0.33 U	0.33 U	0.33 U
Methyl Acetate	--	--	UG/L	0.43 U	0.43 U	0.43 U	0.43 U	0.43 U
Methyl Ethyl Ketone (2-Butanone)	--	50	UG/L	0.81 U	0.81 U	0.81 U	0.81 U	0.81 U
Methyl Isobutyl Ketone (4-Methyl-2-Pentanone)	--	--	UG/L	0.67 U	0.67 U	0.67 U	0.67 U	0.67 U
Methylcyclohexane	--	--	UG/L	0.27 U	0.27 U	0.27 U	0.27 U	0.27 U
Methylene Chloride	5	--	UG/L	0.6 U	0.6 U	0.6 U	0.6 U	0.6 U
O-Xylene (1,2-Dimethylbenzene)	5	--	UG/L	0.2 U	0.2 U	0.2 U	0.2 U	0.2 U
Styrene	5	--	UG/L	0.2 U	0.2 U	0.2 U	0.2 U	0.2 U
Tert-Butyl Methyl Ether	--	10	UG/L	0.29 U	0.29 U	0.29 U	0.29 U	0.29 U
Tetrachloroethylene (PCE)	5	--	UG/L	0.3 U	0.3 U	0.3 U	0.3 U	0.3 U
Toluene	5	--	UG/L	0.2 U	0.2 U	0.2 U	0.2 U	0.2 U
Trans-1,2-Dichloroethene	5	--	UG/L	0.33 U	0.33 U	0.33 U	0.33 U	0.33 U
Trans-1,3-Dichloropropene	--	--	UG/L	0.2 U	0.2 U	0.2 U	0.2 U	0.2 U
Trichloroethylene (TCE)	5	--	UG/L	32	33	5	4.7	4.7
Trichlorofluoromethane	5	--	UG/L	0.2 U	0.2 U	0.2 U	0.2 U	0.2 U
Vinyl Chloride	2	--	UG/L	0.32 U	0.32 U	0.32 U	0.32 U	0.32 U

Table 11. Summary of Volatile Organic Compounds in Groundwater, 1000 Turk Hill Road, Fairport, Monroe County, New York

				Sample Designation:	MW-11M	MW-11M	MW-11M	MW-11M
				Sample Date:	08/07/2017	08/12/2016	11/06/2017	11/07/2016
				Sample Depth (ft bgs)	19.51 - 36.59	19.45 - 36.65	19.16 - 36.63	19.71 - 36.75
				Normal or Field Duplicate:	N	N	N	N
				Test Type:	INITIAL	INITIAL	INITIAL	INITIAL
Parameter	NYSDEC Ambient Water-Quality Standards	NYSDEC Ambient Water-Quality Guidance Values	Unit					
1,1,1-Trichloroethane (TCA)	5	--	UG/L	0.36 U	0.36 U	0.36 U	0.36 U	0.36 U
1,1,2,2-Tetrachloroethane	5	--	UG/L	0.25 U	0.25 U	0.25 U	0.25 U	0.25 U
1,1,2-Trichloroethane	1	--	UG/L	0.34 U	0.34 U	0.34 U	0.34 U	0.34 U
1,1-Dichloroethane	5	--	UG/L	0.2 U	0.2 U	0.2 U	0.2 U	0.2 U
1,1-Dichloroethene	5	--	UG/L	0.57 U	0.57 U	0.57 U	0.57 U	0.57 U
1,2,3-Trichlorobenzene	5	--	UG/L	0.82 U	0.82 U	0.82 U	0.82 U	0.82 U
1,2,4-Trichlorobenzene	5	--	UG/L	0.23 U	0.23 U	0.23 U	0.23 U	0.23 U
1,2-Dibromo-3-Chloropropane	0.04	--	UG/L	0.74 U	0.74 U	0.74 U	0.74 U	0.74 U
1,2-Dibromoethane (Ethylene Dibromide)	--	--	UG/L	0.24 U	0.24 U	0.24 U	0.24 U	0.24 U
1,2-Dichlorobenzene	3	--	UG/L	0.21 U	0.21 U	0.21 U	0.21 U	0.21 U
1,2-Dichloroethane	0.6	--	UG/L	0.36 U	0.36 U	0.36 U	0.36 U	0.36 U
1,2-Dichloropropane	1	--	UG/L	0.2 U	0.2 U	0.2 U	0.2 U	0.2 U
1,3-Dichlorobenzene	3	--	UG/L	0.2 U	0.2 U	0.2 U	0.2 U	0.2 U
1,4-Dichlorobenzene	3	--	UG/L	0.2 U	0.2 U	0.2 U	0.2 U	0.2 U
1,4-Dioxane (P-Dioxane)	--	--	UG/L	NA	NA	NA	NA	NA
2-Hexanone	--	50	UG/L	1.7 U	1.7 U	1.7 U	1.7 U	1.7 U
Acetone	--	50	UG/L	1.5 U	1.3 U	1.4 J	1.4 J	1.4 J
Benzene	1	--	UG/L	0.2 U	0.2 U	0.2 U	0.2 U	0.2 U
Bromochloromethane	5	--	UG/L	0.32 U	0.32 U	0.32 U	0.32 U	0.32 U
Bromodichloromethane	--	50	UG/L	0.32 U	0.32 U	0.32 U	0.32 U	0.32 U
Bromoform	--	50	UG/L	0.42 U	0.42 U	0.42 U	0.42 U	0.42 U
Bromomethane	5	--	UG/L	0.29 U	0.29 U	0.29 U	0.29 U	0.29 U
Carbon Disulfide	--	60	UG/L	0.22 U	0.22 U	0.22 U	0.22 U	0.22 U
Carbon Tetrachloride	5	--	UG/L	0.45 U	0.45 U	0.45 U	0.45 U	0.45 U
Chlorobenzene	5	--	UG/L	0.29 U	0.29 U	0.29 U	0.29 U	0.29 U
Chloroethane	5	--	UG/L	0.24 U	0.24 U	0.24 U	0.24 U	0.24 U
Chloroform	7	--	UG/L	0.25 U	0.25 U	0.25 U	0.25 U	0.25 U

Table 11. Summary of Volatile Organic Compounds in Groundwater, 1000 Turk Hill Road, Fairport, Monroe County, New York

				Sample Designation:	MW-11M	MW-11M	MW-11M	MW-11M
				Sample Date:	08/07/2017	08/12/2016	11/06/2017	11/07/2016
				Sample Depth (ft bgs)	19.51 - 36.59	19.45 - 36.65	19.16 - 36.63	19.71 - 36.75
				Normal or Field Duplicate:	N	N	N	N
				Test Type:	INITIAL	INITIAL	INITIAL	INITIAL
Parameter	NYSDEC Ambient Water-Quality Standards	NYSDEC Ambient Water-Quality Guidance Values	Unit					
Chloromethane	--	--	UG/L	0.21 U	0.21 U	0.21 U	0.21 U	0.21 U
Cis-1,2-Dichloroethylene	5	--	UG/L	0.59 J	0.3 U	0.3 U	0.3 U	0.3 U
Cis-1,3-Dichloropropene	--	5	UG/L	0.24 U	0.24 U	0.24 U	0.24 U	0.24 U
Cyclohexane	--	--	UG/L	0.25 U	0.25 U	0.25 U	0.25 U	0.25 U
Dibromochloromethane	--	50	UG/L	0.31 U	0.31 U	0.31 U	0.31 U	0.31 U
Dichlorodifluoromethane	5	--	UG/L	0.46 U	0.46 U	0.46 U	0.46 U	0.46 U
Ethylbenzene	5	--	UG/L	0.2 U	0.2 U	0.2 U	0.2 U	0.2 U
Hexachlorobutadiene	0.5	--	UG/L	NA	NA	NA	NA	NA
Isopropylbenzene (Cumene)	5	--	UG/L	0.2 U	0.2 U	0.2 U	0.2 U	0.2 U
M,P-Xylene (Sum Of Isomers)	5	--	UG/L	0.33 U	0.33 U	0.33 U	0.33 U	0.33 U
Methyl Acetate	--	--	UG/L	0.43 U	0.43 U	0.43 U	0.43 U	0.43 U
Methyl Ethyl Ketone (2-Butanone)	--	50	UG/L	0.81 U	0.81 U	0.81 U	0.81 U	0.81 U
Methyl Isobutyl Ketone (4-Methyl-2-Pentanone)	--	--	UG/L	0.67 U	0.67 U	0.67 U	0.67 U	0.67 U
Methylcyclohexane	--	--	UG/L	0.27 U	0.27 U	0.27 U	0.27 U	0.27 U
Methylene Chloride	5	--	UG/L	0.6 U	0.6 U	0.6 U	0.6 U	0.6 U
O-Xylene (1,2-Dimethylbenzene)	5	--	UG/L	0.2 U	0.2 U	0.2 U	0.2 U	0.2 U
Styrene	5	--	UG/L	0.2 U	0.2 U	0.2 U	0.2 U	0.2 U
Tert-Butyl Methyl Ether	--	10	UG/L	0.29 U	0.29 U	0.29 U	0.29 U	0.29 U
Tetrachloroethylene (PCE)	5	--	UG/L	0.3 U	0.3 U	0.3 U	0.3 U	0.3 U
Toluene	5	--	UG/L	0.2 U	0.2 U	0.2 U	0.2 U	0.2 U
Trans-1,2-Dichloroethene	5	--	UG/L	0.33 U	0.33 U	0.33 U	0.33 U	0.33 U
Trans-1,3-Dichloropropene	--	--	UG/L	0.2 U	0.2 U	0.2 U	0.2 U	0.2 U
Trichloroethylene (TCE)	5	--	UG/L	16	5.1	6.3	6.3	6.3
Trichlorofluoromethane	5	--	UG/L	0.2 U	0.2 U	0.2 U	0.2 U	0.2 U
Vinyl Chloride	2	--	UG/L	0.32 U	0.32 U	0.32 U	0.32 U	0.32 U

Table 11. Summary of Volatile Organic Compounds in Groundwater, 1000 Turk Hill Road, Fairport, Monroe County, New York

				Sample Designation:	MW-11S	MW-11S	MW-11S	MW-11S
				Sample Date:	05/10/2016	05/17/2017	08/07/2017	08/12/2016
				Sample Depth (ft bgs)	19.5 - 24	19.57 - 24.65	19.19 - 24.61	19.14 - 24.01
				Normal or Field Duplicate:	N	N	N	N
				Test Type:	INITIAL	INITIAL	INITIAL	INITIAL
Parameter	NYSDEC Ambient Water-Quality Standards	NYSDEC Ambient Water-Quality Guidance Values	Unit					
1,1,1-Trichloroethane (TCA)	5	--	UG/L	0.36 U	0.36 U	0.36 U	0.36 U	0.36 U
1,1,2,2-Tetrachloroethane	5	--	UG/L	0.25 U	0.25 U	0.25 U	0.25 U	0.25 U
1,1,2-Trichloroethane	1	--	UG/L	0.34 U	0.34 U	0.34 U	0.34 U	0.34 U
1,1-Dichloroethane	5	--	UG/L	0.2 U	0.2 U	0.2 U	0.2 U	0.2 U
1,1-Dichloroethene	5	--	UG/L	0.57 U	0.57 U	0.57 U	0.57 U	0.57 U
1,2,3-Trichlorobenzene	5	--	UG/L	0.82 U	0.82 U	0.82 U	0.82 U	0.82 U
1,2,4-Trichlorobenzene	5	--	UG/L	0.23 U	0.23 U	0.23 U	0.23 U	0.23 U
1,2-Dibromo-3-Chloropropane	0.04	--	UG/L	0.74 U	0.74 U	0.74 U	0.74 U	0.74 U
1,2-Dibromoethane (Ethylene Dibromide)	--	--	UG/L	0.24 U	0.24 U	0.24 U	0.24 U	0.24 U
1,2-Dichlorobenzene	3	--	UG/L	0.21 U	0.21 U	0.21 U	0.21 U	0.21 U
1,2-Dichloroethane	0.6	--	UG/L	0.36 U	0.36 U	0.36 U	0.36 U	0.36 U
1,2-Dichloropropane	1	--	UG/L	0.2 U	0.2 U	0.2 U	0.2 U	0.2 U
1,3-Dichlorobenzene	3	--	UG/L	0.2 U	0.2 U	0.2 U	0.2 U	0.2 U
1,4-Dichlorobenzene	3	--	UG/L	0.2 U	0.2 U	0.2 U	0.2 U	0.2 U
1,4-Dioxane (P-Dioxane)	--	--	UG/L	NA	NA	NA	NA	NA
2-Hexanone	--	50	UG/L	1.7 U	1.7 U	1.7 U	1.7 U	1.7 U
Acetone	--	50	UG/L	1.3 U	1.3 U	1.3 U	1.3 U	5.5
Benzene	1	--	UG/L	0.2 U	0.2 U	0.2 U	0.2 U	0.2 U
Bromochloromethane	5	--	UG/L	0.32 U	0.32 U	0.32 U	0.32 U	0.32 U
Bromodichloromethane	--	50	UG/L	0.32 U	0.32 U	0.32 U	0.32 U	0.32 U
Bromoform	--	50	UG/L	0.42 U	0.42 U	0.42 U	0.42 U	0.42 U
Bromomethane	5	--	UG/L	0.29 UJ	0.29 U	0.29 UJ	0.29 U	0.29 U
Carbon Disulfide	--	60	UG/L	0.22 U	0.22 U	0.22 U	0.22 U	0.22 U
Carbon Tetrachloride	5	--	UG/L	0.45 UJ	0.45 U	0.45 U	0.45 U	0.45 U
Chlorobenzene	5	--	UG/L	0.29 U	0.29 U	0.29 U	0.29 U	0.29 U
Chloroethane	5	--	UG/L	0.24 U	0.24 U	0.24 U	0.24 U	0.24 U
Chloroform	7	--	UG/L	0.25 U	0.25 U	0.25 U	0.25 U	0.25 U

Table 11. Summary of Volatile Organic Compounds in Groundwater, 1000 Turk Hill Road, Fairport, Monroe County, New York

				Sample Designation:	MW-11S	MW-11S	MW-11S	MW-11S
				Sample Date:	05/10/2016	05/17/2017	08/07/2017	08/12/2016
				Sample Depth (ft bgs)	19.5 - 24	19.57 - 24.65	19.19 - 24.61	19.14 - 24.01
				Normal or Field Duplicate:	N	N	N	N
				Test Type:	INITIAL	INITIAL	INITIAL	INITIAL
Parameter	NYSDEC Ambient Water-Quality Standards	NYSDEC Ambient Water-Quality Guidance Values	Unit					
Chloromethane	--	--	UG/L	0.21 U	0.21 U	0.21 U	0.21 U	0.21 U
Cis-1,2-Dichloroethylene	5	--	UG/L	0.67 J	0.3 J	0.3 U	0.31 J	0.31 J
Cis-1,3-Dichloropropene	--	5	UG/L	0.24 U	0.24 U	0.24 U	0.24 U	0.24 U
Cyclohexane	--	--	UG/L	0.25 U	0.25 U	0.25 U	0.25 U	0.25 U
Dibromochloromethane	--	50	UG/L	0.31 U	0.31 U	0.31 U	0.31 U	0.31 U
Dichlorodifluoromethane	5	--	UG/L	0.46 U	0.46 U	0.46 U	0.46 U	0.46 U
Ethylbenzene	5	--	UG/L	0.2 U	0.2 U	0.2 U	0.2 U	0.2 U
Hexachlorobutadiene	0.5	--	UG/L	1.3 U	NA	NA	NA	NA
Isopropylbenzene (Cumene)	5	--	UG/L	0.2 U	0.2 U	0.2 U	0.2 U	0.2 U
M,P-Xylene (Sum Of Isomers)	5	--	UG/L	0.33 U	0.33 U	0.33 U	0.33 U	0.33 U
Methyl Acetate	--	--	UG/L	0.43 U	0.43 U	0.43 U	0.43 U	0.43 U
Methyl Ethyl Ketone (2-Butanone)	--	50	UG/L	0.81 U	0.81 U	0.81 U	0.81 U	0.81 U
Methyl Isobutyl Ketone (4-Methyl-2-Pentanone)	--	--	UG/L	0.67 U	0.67 U	0.67 U	0.67 U	0.67 U
Methylcyclohexane	--	--	UG/L	0.27 U	0.27 U	0.27 U	0.27 U	0.27 U
Methylene Chloride	5	--	UG/L	0.6 U	0.6 U	0.6 U	0.6 U	0.6 U
O-Xylene (1,2-Dimethylbenzene)	5	--	UG/L	0.2 U	0.2 U	0.2 U	0.2 U	0.2 U
Styrene	5	--	UG/L	0.2 U	0.2 U	0.2 U	0.2 U	0.2 U
Tert-Butyl Methyl Ether	--	10	UG/L	0.29 U	0.29 U	0.29 U	0.29 U	0.29 U
Tetrachloroethylene (PCE)	5	--	UG/L	0.3 U	0.3 U	0.3 U	0.3 U	0.3 U
Toluene	5	--	UG/L	0.2 U	0.2 U	0.2 U	0.2 U	0.2 U
Trans-1,2-Dichloroethene	5	--	UG/L	0.33 U	0.33 U	0.33 U	0.33 U	0.33 U
Trans-1,3-Dichloropropene	--	--	UG/L	0.2 U	0.2 U	0.2 U	0.2 U	0.2 U
Trichloroethylene (TCE)	5	--	UG/L	14	12	10	15	15
Trichlorofluoromethane	5	--	UG/L	0.2 U	0.2 U	0.2 U	0.2 U	0.2 U
Vinyl Chloride	2	--	UG/L	0.32 U	0.32 U	0.32 U	0.32 U	0.32 U

Table 11. Summary of Volatile Organic Compounds in Groundwater, 1000 Turk Hill Road, Fairport, Monroe County, New York

				Sample Designation:	MW-11S	MW-11S	MW-11S	MW-12S
				Sample Date:	11/06/2017	11/07/2016	11/07/2016	02/02/2016
				Sample Depth (ft bgs)	18.84 - 24.65	19.36 - 24.65	19.36 - 24.65	3.16 - 17.36
				Normal or Field Duplicate:	N	N	FD	N
				Test Type:	INITIAL	INITIAL	INITIAL	INITIAL
Parameter	NYSDEC Ambient Water-Quality Standards	NYSDEC Ambient Water-Quality Guidance Values	Unit					
1,1,1-Trichloroethane (TCA)	5	--	UG/L	0.36 U	0.36 U	0.36 U	0.36 U	0.36 U
1,1,2,2-Tetrachloroethane	5	--	UG/L	0.25 U	0.25 U	0.25 U	0.25 U	0.25 U
1,1,2-Trichloroethane	1	--	UG/L	0.34 U	0.34 U	0.34 U	0.34 U	0.34 U
1,1-Dichloroethane	5	--	UG/L	0.2 U	0.2 U	0.2 U	0.2 U	0.2 U
1,1-Dichloroethene	5	--	UG/L	0.57 U	0.57 U	0.57 U	0.57 U	0.57 U
1,2,3-Trichlorobenzene	5	--	UG/L	0.82 U	0.82 U	0.82 U	0.82 U	0.82 U
1,2,4-Trichlorobenzene	5	--	UG/L	0.23 U	0.23 U	0.23 U	0.23 U	0.23 U
1,2-Dibromo-3-Chloropropane	0.04	--	UG/L	0.74 U	0.74 U	0.74 U	0.74 U	0.74 U
1,2-Dibromoethane (Ethylene Dibromide)	--	--	UG/L	0.24 U	0.24 U	0.24 U	0.24 U	0.24 U
1,2-Dichlorobenzene	3	--	UG/L	0.21 U	0.21 U	0.21 U	0.21 U	0.21 U
1,2-Dichloroethane	0.6	--	UG/L	0.36 U	0.36 U	0.36 U	0.36 U	0.36 U
1,2-Dichloropropane	1	--	UG/L	0.2 U	0.2 U	0.2 U	0.2 U	0.2 U
1,3-Dichlorobenzene	3	--	UG/L	0.2 U	0.2 U	0.2 U	0.2 U	0.2 U
1,4-Dichlorobenzene	3	--	UG/L	0.2 U	0.2 U	0.2 U	0.2 U	0.2 U
1,4-Dioxane (P-Dioxane)	--	--	UG/L	NA	NA	NA	NA	NA
2-Hexanone	--	50	UG/L	1.7 U	1.7 U	1.7 U	1.7 U	1.7 U
Acetone	--	50	UG/L	2 J	1.3 U	1.3 U	1.3 U	1.3 U
Benzene	1	--	UG/L	0.2 U	0.2 U	0.2 U	0.2 U	0.2 U
Bromochloromethane	5	--	UG/L	0.32 U	0.32 U	0.32 U	0.32 U	0.32 U
Bromodichloromethane	--	50	UG/L	0.32 U	0.32 U	0.32 U	0.32 U	0.32 U
Bromoform	--	50	UG/L	0.42 U	0.42 U	0.42 U	0.42 U	0.42 U
Bromomethane	5	--	UG/L	0.29 U	0.29 U	0.29 U	0.29 U	0.29 U
Carbon Disulfide	--	60	UG/L	0.22 U	0.22 U	0.22 U	0.22 U	0.22 U
Carbon Tetrachloride	5	--	UG/L	0.45 U	0.45 U	0.45 U	0.45 U	0.45 U
Chlorobenzene	5	--	UG/L	0.29 U	0.29 U	0.29 U	0.29 U	0.29 U
Chloroethane	5	--	UG/L	0.24 U	0.24 U	0.24 U	0.24 U	0.24 U
Chloroform	7	--	UG/L	0.25 U	0.25 U	0.25 U	0.25 U	0.25 U

Table 11. Summary of Volatile Organic Compounds in Groundwater, 1000 Turk Hill Road, Fairport, Monroe County, New York

				Sample Designation:	MW-11S	MW-11S	MW-11S	MW-12S
				Sample Date:	11/06/2017	11/07/2016	11/07/2016	02/02/2016
				Sample Depth (ft bgs)	18.84 - 24.65	19.36 - 24.65	19.36 - 24.65	3.16 - 17.36
				Normal or Field Duplicate:	N	N	FD	N
				Test Type:	INITIAL	INITIAL	INITIAL	INITIAL
Parameter	NYSDEC Ambient Water-Quality Standards	NYSDEC Ambient Water-Quality Guidance Values	Unit					
Chloromethane	--	--	UG/L	0.21 U	0.21 U	0.21 U	0.21 U	0.21 U
Cis-1,2-Dichloroethylene	5	--	UG/L	1.2	0.3 U	0.3 U	0.3 U	0.3 U
Cis-1,3-Dichloropropene	--	5	UG/L	0.24 U	0.24 U	0.24 U	0.24 U	0.24 U
Cyclohexane	--	--	UG/L	0.25 U	0.25 U	0.25 U	0.25 U	0.25 U
Dibromochloromethane	--	50	UG/L	0.31 U	0.31 U	0.31 U	0.31 U	0.31 U
Dichlorodifluoromethane	5	--	UG/L	0.46 U	0.46 U	0.46 U	0.46 U	0.46 U
Ethylbenzene	5	--	UG/L	0.2 U	0.2 U	0.2 U	0.2 U	0.2 U
Hexachlorobutadiene	0.5	--	UG/L	NA	NA	NA	NA	1.3 U
Isopropylbenzene (Cumene)	5	--	UG/L	0.2 U	0.2 U	0.2 U	0.2 U	0.2 U
M,P-Xylene (Sum Of Isomers)	5	--	UG/L	0.33 U	0.33 U	0.33 U	0.33 U	0.33 U
Methyl Acetate	--	--	UG/L	0.43 U	0.43 U	0.43 U	0.43 U	0.43 U
Methyl Ethyl Ketone (2-Butanone)	--	50	UG/L	0.81 U	0.81 U	0.81 U	0.81 U	0.81 U
Methyl Isobutyl Ketone (4-Methyl-2-Pentanone)	--	--	UG/L	0.67 U	0.67 U	0.67 U	0.67 U	0.67 U
Methylcyclohexane	--	--	UG/L	0.27 U	0.27 U	0.27 U	0.27 U	0.27 U
Methylene Chloride	5	--	UG/L	0.6 U	0.6 U	0.6 U	0.6 U	0.6 U
O-Xylene (1,2-Dimethylbenzene)	5	--	UG/L	0.2 U	0.2 U	0.2 U	0.2 U	0.2 U
Styrene	5	--	UG/L	0.2 U	0.2 U	0.2 U	0.2 U	0.2 U
Tert-Butyl Methyl Ether	--	10	UG/L	0.29 U	0.29 U	0.29 U	0.29 U	0.29 U
Tetrachloroethylene (PCE)	5	--	UG/L	0.3 U	0.3 U	0.3 U	0.3 U	0.3 U
Toluene	5	--	UG/L	0.2 U	0.2 U	0.2 U	0.2 U	0.2 U
Trans-1,2-Dichloroethene	5	--	UG/L	0.33 U	0.33 U	0.33 U	0.33 U	0.33 U
Trans-1,3-Dichloropropene	--	--	UG/L	0.2 U	0.2 U	0.2 U	0.2 U	0.2 U
Trichloroethylene (TCE)	5	--	UG/L	14	15	15	15	0.22 U
Trichlorofluoromethane	5	--	UG/L	0.2 U	0.2 U	0.2 U	0.2 U	0.2 U
Vinyl Chloride	2	--	UG/L	0.32 U	0.32 U	0.32 U	0.32 U	0.32 U

Table 11. Summary of Volatile Organic Compounds in Groundwater, 1000 Turk Hill Road, Fairport, Monroe County, New York

				Sample Designation:	MW-12S	MW-12S	MW-12S	MW-12S	MW-12S
				Sample Date:	05/10/2016	05/15/2017	08/07/2017	08/08/2016	11/07/2016
				Sample Depth (ft bgs)	3.55 - 17.4	2.47 - 17.56	4.57 - 17.7	8.11 - 17.41	5.93 - 17.65
				Normal or Field Duplicate:	N	N	N	N	N
				Test Type:	INITIAL	INITIAL	INITIAL	INITIAL	INITIAL
Parameter	NYSDEC Ambient Water-Quality Standards	NYSDEC Ambient Water-Quality Guidance Values	Unit						
1,1,1-Trichloroethane (TCA)	5	--	UG/L	0.36 U	0.36 U	0.36 U	0.36 U	0.36 U	0.36 U
1,1,2,2-Tetrachloroethane	5	--	UG/L	0.25 U	0.25 U	0.25 U	0.25 U	0.25 U	0.25 U
1,1,2-Trichloroethane	1	--	UG/L	0.34 U	0.34 U	0.34 U	0.34 U	0.34 U	0.34 U
1,1-Dichloroethane	5	--	UG/L	0.2 U	0.2 U	0.2 U	0.2 U	0.2 U	0.2 U
1,1-Dichloroethene	5	--	UG/L	0.57 U	0.57 U	0.57 U	0.57 U	0.57 U	0.57 U
1,2,3-Trichlorobenzene	5	--	UG/L	0.82 U	0.82 U	0.82 U	0.82 U	0.82 U	0.82 U
1,2,4-Trichlorobenzene	5	--	UG/L	0.23 U	0.23 U	0.23 U	0.23 U	0.23 U	0.23 U
1,2-Dibromo-3-Chloropropane	0.04	--	UG/L	0.74 U	0.74 U	0.74 U	0.74 U	0.74 U	0.74 U
1,2-Dibromoethane (Ethylene Dibromide)	--	--	UG/L	0.24 U	0.24 U	0.24 U	0.24 U	0.24 U	0.24 U
1,2-Dichlorobenzene	3	--	UG/L	0.21 U	0.21 U	0.21 U	0.21 U	0.21 U	0.21 U
1,2-Dichloroethane	0.6	--	UG/L	0.36 U	0.36 U	0.36 U	0.36 U	0.36 U	0.36 U
1,2-Dichloropropane	1	--	UG/L	0.2 U	0.2 U	0.2 U	0.2 U	0.2 U	0.2 U
1,3-Dichlorobenzene	3	--	UG/L	0.2 U	0.2 U	0.2 U	0.2 U	0.2 U	0.2 U
1,4-Dichlorobenzene	3	--	UG/L	0.2 U	0.2 U	0.2 U	0.2 U	0.2 U	0.2 U
1,4-Dioxane (P-Dioxane)	--	--	UG/L	NA	NA	NA	NA	NA	NA
2-Hexanone	--	50	UG/L	1.7 U	1.7 U	1.7 U	1.7 U	1.7 U	1.7 U
Acetone	--	50	UG/L	1.3 U	1.3 U	2.8 U	1.3 U	1.3 U	1.3 U
Benzene	1	--	UG/L	0.2 U	0.2 U	0.2 U	0.2 U	0.2 U	0.2 U
Bromochloromethane	5	--	UG/L	0.32 U	0.32 U	0.32 U	0.32 U	0.32 U	0.32 U
Bromodichloromethane	--	50	UG/L	0.32 U	0.32 U	0.32 U	0.32 U	0.32 U	0.32 U
Bromoform	--	50	UG/L	0.42 U	0.42 U	0.42 U	0.42 U	0.42 U	0.42 U
Bromomethane	5	--	UG/L	0.29 UJ	0.29 U	0.29 UJ	0.29 UJ	0.29 UJ	0.29 U
Carbon Disulfide	--	60	UG/L	0.22 U	0.22 U	0.22 U	0.22 U	0.22 U	0.22 U
Carbon Tetrachloride	5	--	UG/L	0.45 UJ	0.45 U	0.45 U	0.45 U	0.45 U	0.45 U
Chlorobenzene	5	--	UG/L	0.29 U	0.29 U	0.29 U	0.29 U	0.29 U	0.29 U
Chloroethane	5	--	UG/L	0.24 U	0.24 U	0.24 U	0.24 U	0.24 U	0.24 U
Chloroform	7	--	UG/L	0.25 U	0.25 U	0.25 U	0.25 U	0.25 U	0.25 U

Table 11. Summary of Volatile Organic Compounds in Groundwater, 1000 Turk Hill Road, Fairport, Monroe County, New York

				Sample Designation:	MW-12S	MW-12S	MW-12S	MW-12S	MW-12S
				Sample Date:	05/10/2016	05/15/2017	08/07/2017	08/08/2016	11/07/2016
				Sample Depth (ft bgs)	3.55 - 17.4	2.47 - 17.56	4.57 - 17.7	8.11 - 17.41	5.93 - 17.65
				Normal or Field Duplicate:	N	N	N	N	N
				Test Type:	INITIAL	INITIAL	INITIAL	INITIAL	INITIAL
Parameter	NYSDEC Ambient Water-Quality Standards	NYSDEC Ambient Water-Quality Guidance Values	Unit						
Chloromethane	--	--	UG/L	0.21 U	0.21 U	0.21 U	0.21 U	0.21 U	0.21 U
Cis-1,2-Dichloroethylene	5	--	UG/L	0.3 U	0.3 U	0.3 U	0.3 U	0.3 U	0.3 U
Cis-1,3-Dichloropropene	--	5	UG/L	0.24 U	0.24 U	0.24 U	0.24 U	0.24 U	0.24 U
Cyclohexane	--	--	UG/L	0.25 U	0.25 U	0.25 U	0.25 U	0.25 U	0.25 U
Dibromochloromethane	--	50	UG/L	0.31 U	0.31 U	0.31 U	0.31 U	0.31 U	0.31 U
Dichlorodifluoromethane	5	--	UG/L	0.46 U	0.46 U	0.46 U	0.46 U	0.46 U	0.46 U
Ethylbenzene	5	--	UG/L	0.2 U	0.2 U	0.2 U	0.2 U	0.2 U	0.2 U
Hexachlorobutadiene	0.5	--	UG/L	1.3 U	NA	NA	NA	NA	NA
Isopropylbenzene (Cumene)	5	--	UG/L	0.2 U	0.2 U	0.2 U	0.2 U	0.2 U	0.2 U
M,P-Xylene (Sum Of Isomers)	5	--	UG/L	0.33 U	0.33 U	0.33 U	0.33 U	0.33 U	0.33 U
Methyl Acetate	--	--	UG/L	0.43 U	0.43 U	0.43 U	0.43 U	0.43 U	0.43 U
Methyl Ethyl Ketone (2-Butanone)	--	50	UG/L	0.81 U	0.81 U	0.81 U	0.81 U	0.81 U	0.81 U
Methyl Isobutyl Ketone (4-Methyl-2-Pentanone)	--	--	UG/L	0.67 U	0.67 U	0.67 U	0.67 U	0.67 U	0.67 U
Methylcyclohexane	--	--	UG/L	0.27 U	0.27 U	0.27 U	0.27 U	0.27 U	0.27 U
Methylene Chloride	5	--	UG/L	0.6 U	0.6 U	0.6 U	0.6 U	0.6 U	0.6 U
O-Xylene (1,2-Dimethylbenzene)	5	--	UG/L	0.2 U	0.2 U	0.2 U	0.2 U	0.2 U	0.2 U
Styrene	5	--	UG/L	0.2 U	0.2 U	0.2 U	0.2 U	0.2 U	0.2 U
Tert-Butyl Methyl Ether	--	10	UG/L	0.29 U	0.29 U	0.29 U	0.29 U	0.29 U	0.29 U
Tetrachloroethylene (PCE)	5	--	UG/L	0.3 U	0.3 U	0.3 U	0.3 U	0.3 U	0.3 U
Toluene	5	--	UG/L	0.2 U	0.2 U	0.2 U	0.2 U	0.2 U	0.2 U
Trans-1,2-Dichloroethene	5	--	UG/L	0.33 U	0.33 U	0.33 U	0.33 U	0.33 U	0.33 U
Trans-1,3-Dichloropropene	--	--	UG/L	0.2 U	0.2 U	0.2 U	0.2 U	0.2 U	0.2 U
Trichloroethylene (TCE)	5	--	UG/L	0.22 U	0.22 U	0.22 U	0.22 U	0.22 U	0.22 U
Trichlorofluoromethane	5	--	UG/L	0.2 U	0.2 U	0.2 U	0.2 U	0.2 U	0.2 U
Vinyl Chloride	2	--	UG/L	0.32 U	0.32 U	0.32 U	0.32 U	0.32 U	0.32 U

Table 11. Summary of Volatile Organic Compounds in Groundwater, 1000 Turk Hill Road, Fairport, Monroe County, New York

				Sample Designation:	MW-12S	MW-14S	MW-14S	MW-14S	MW-14S
				Sample Date:	11/09/2017	05/11/2016	05/18/2017	08/08/2017	08/08/2017
				Sample Depth (ft bgs)	3.65 - 17.67	9.36 - 15.3	9.39 - 15.3	9.19 - 15.3	9.19 - 15.3
				Normal or Field Duplicate:	N	N	N	N	FD
				Test Type:	INITIAL	INITIAL	INITIAL	INITIAL	INITIAL
Parameter	NYSDEC Ambient Water-Quality Standards	NYSDEC Ambient Water-Quality Guidance Values	Unit						
1,1,1-Trichloroethane (TCA)	5	--	UG/L	0.36 U	0.36 U	0.36 U	0.36 U	0.36 U	0.36 U
1,1,2,2-Tetrachloroethane	5	--	UG/L	0.25 U	0.25 U	0.25 U	0.25 U	0.25 U	0.25 U
1,1,2-Trichloroethane	1	--	UG/L	0.34 U	0.34 U	0.34 U	0.34 U	0.34 U	0.34 U
1,1-Dichloroethane	5	--	UG/L	0.2 U	0.2 U	0.2 U	0.2 U	0.2 U	0.2 U
1,1-Dichloroethene	5	--	UG/L	0.57 U	0.57 U	0.57 U	0.57 U	0.57 U	0.57 U
1,2,3-Trichlorobenzene	5	--	UG/L	0.82 U	0.82 U	0.82 U	0.82 U	0.82 U	0.82 U
1,2,4-Trichlorobenzene	5	--	UG/L	0.23 U	0.23 U	0.23 U	0.23 U	0.23 U	0.23 U
1,2-Dibromo-3-Chloropropane	0.04	--	UG/L	0.74 U	0.74 U	0.74 U	0.74 U	0.74 U	0.74 U
1,2-Dibromoethane (Ethylene Dibromide)	--	--	UG/L	0.24 U	0.24 U	0.24 U	0.24 U	0.24 U	0.24 U
1,2-Dichlorobenzene	3	--	UG/L	0.21 U	0.21 U	0.21 U	0.21 U	0.21 U	0.21 U
1,2-Dichloroethane	0.6	--	UG/L	0.36 U	0.36 U	0.36 U	0.36 U	0.36 U	0.36 U
1,2-Dichloropropane	1	--	UG/L	0.2 U	0.2 U	0.2 U	0.2 U	0.2 U	0.2 U
1,3-Dichlorobenzene	3	--	UG/L	0.2 U	0.2 U	0.2 U	0.2 U	0.2 U	0.2 U
1,4-Dichlorobenzene	3	--	UG/L	0.2 U	0.2 U	0.2 U	0.2 U	0.2 U	0.2 U
1,4-Dioxane (P-Dioxane)	--	--	UG/L	NA	NA	NA	NA	NA	NA
2-Hexanone	--	50	UG/L	1.7 U	1.7 U	1.7 U	1.7 U	1.7 U	1.7 U
Acetone	--	50	UG/L	1.3 U	3.5 J	2.5 J	2 U	2.7 U	
Benzene	1	--	UG/L	0.2 U	0.2 U	0.2 U	0.2 U	0.2 U	0.2 U
Bromochloromethane	5	--	UG/L	0.32 U	0.32 U	0.32 U	0.32 U	0.32 U	0.32 U
Bromodichloromethane	--	50	UG/L	0.32 U	0.32 U	0.32 U	0.32 U	0.32 U	0.32 U
Bromoform	--	50	UG/L	0.42 U	0.42 U	0.42 U	0.42 U	0.42 U	0.42 U
Bromomethane	5	--	UG/L	0.29 U	0.29 U	0.29 U	0.31 J	0.29 U	
Carbon Disulfide	--	60	UG/L	0.22 U	0.22 U	0.22 U	0.22 U	0.22 U	0.22 U
Carbon Tetrachloride	5	--	UG/L	0.45 U	0.45 U	0.45 U	0.45 U	0.45 U	0.45 U
Chlorobenzene	5	--	UG/L	0.29 U	0.29 U	0.29 U	0.29 U	0.29 U	0.29 U
Chloroethane	5	--	UG/L	0.24 U	0.24 U	0.24 U	0.24 U	0.24 U	0.24 U
Chloroform	7	--	UG/L	0.25 U	0.25 U	0.25 U	0.25 U	0.25 U	0.25 U

Table 11. Summary of Volatile Organic Compounds in Groundwater, 1000 Turk Hill Road, Fairport, Monroe County, New York

				Sample Designation:	MW-12S	MW-14S	MW-14S	MW-14S	MW-14S
				Sample Date:	11/09/2017	05/11/2016	05/18/2017	08/08/2017	08/08/2017
				Sample Depth (ft bgs)	3.65 - 17.67	9.36 - 15.3	9.39 - 15.3	9.19 - 15.3	9.19 - 15.3
				Normal or Field Duplicate:	N	N	N	N	FD
				Test Type:	INITIAL	INITIAL	INITIAL	INITIAL	INITIAL
Parameter	NYSDEC Ambient Water-Quality Standards	NYSDEC Ambient Water-Quality Guidance Values	Unit						
Chloromethane	--	--	UG/L	0.21 U	0.21 U	0.21 U	0.21 U	0.21 U	0.21 U
Cis-1,2-Dichloroethylene	5	--	UG/L	0.3 U	0.3 U	0.3 U	0.3 U	0.3 U	0.3 U
Cis-1,3-Dichloropropene	--	5	UG/L	0.24 U	0.24 U	0.24 U	0.24 U	0.24 U	0.24 U
Cyclohexane	--	--	UG/L	0.25 U	0.25 U	0.25 U	0.25 U	0.25 U	0.25 U
Dibromochloromethane	--	50	UG/L	0.31 U	0.31 U	0.31 U	0.31 U	0.31 U	0.31 U
Dichlorodifluoromethane	5	--	UG/L	0.46 U	0.46 U	0.46 U	0.46 U	0.46 U	0.46 U
Ethylbenzene	5	--	UG/L	0.2 U	0.2 U	0.2 U	0.2 U	0.2 U	0.2 U
Hexachlorobutadiene	0.5	--	UG/L	NA	1.3 U	NA	NA	NA	NA
Isopropylbenzene (Cumene)	5	--	UG/L	0.2 U	0.2 U	0.2 U	0.2 U	0.2 U	0.2 U
M,P-Xylene (Sum Of Isomers)	5	--	UG/L	0.33 U	0.33 U	0.33 U	0.33 U	0.33 U	0.33 U
Methyl Acetate	--	--	UG/L	0.43 U	0.43 U	0.43 U	0.43 U	0.43 U	0.43 U
Methyl Ethyl Ketone (2-Butanone)	--	50	UG/L	0.81 U	0.81 U	0.81 U	0.81 U	0.81 U	0.81 U
Methyl Isobutyl Ketone (4-Methyl-2-Pentanone)	--	--	UG/L	0.67 U	0.67 U	0.67 U	0.67 U	0.67 U	0.67 U
Methylcyclohexane	--	--	UG/L	0.27 U	0.27 U	0.27 U	0.27 U	0.27 U	0.27 U
Methylene Chloride	5	--	UG/L	0.6 U	0.6 U	0.6 U	0.6 U	0.6 U	0.6 U
O-Xylene (1,2-Dimethylbenzene)	5	--	UG/L	0.2 U	0.2 U	0.2 U	0.2 U	0.2 U	0.2 U
Styrene	5	--	UG/L	0.2 U	0.2 U	0.2 U	0.2 U	0.2 U	0.2 U
Tert-Butyl Methyl Ether	--	10	UG/L	0.29 U	0.29 U	0.29 U	0.29 U	0.29 U	0.29 U
Tetrachloroethylene (PCE)	5	--	UG/L	0.3 U	0.3 U	0.3 U	0.3 U	0.3 U	0.3 U
Toluene	5	--	UG/L	0.2 U	0.2 U	0.2 U	0.2 U	0.2 U	0.2 U
Trans-1,2-Dichloroethene	5	--	UG/L	0.33 U	0.33 U	0.33 U	0.33 U	0.33 U	0.33 U
Trans-1,3-Dichloropropene	--	--	UG/L	0.2 U	0.2 U	0.2 U	0.2 U	0.2 U	0.2 U
Trichloroethylene (TCE)	5	--	UG/L	0.22 U	5.7	2.7	2.9	2.7	2.7
Trichlorofluoromethane	5	--	UG/L	0.2 U	0.2 U	0.2 U	0.2 U	0.2 U	0.2 U
Vinyl Chloride	2	--	UG/L	0.32 U	0.32 U	0.32 U	0.32 U	0.32 U	0.32 U

Table 11. Summary of Volatile Organic Compounds in Groundwater, 1000 Turk Hill Road, Fairport, Monroe County, New York

				Sample Designation:	MW-14S	MW-14S	MW-14S	MW-14S	MW-15S
				Sample Date:	08/09/2016	11/09/2016	11/09/2017	11/09/2017	05/09/2016
				Sample Depth (ft bgs)	9.02 - 15.05	9.4 - 15.3	9.32 - 15.31	9.32 - 15.31	9.08 - 12.97
				Normal or Field Duplicate:	N	N	N	FD	N
				Test Type:	INITIAL	INITIAL	INITIAL	INITIAL	INITIAL
Parameter	NYSDEC Ambient Water-Quality Standards	NYSDEC Ambient Water-Quality Guidance Values	Unit						
1,1,1-Trichloroethane (TCA)	5	--	UG/L	0.36 U	0.36 U	0.36 U	0.36 U	0.36 U	0.36 U
1,1,2,2-Tetrachloroethane	5	--	UG/L	0.25 U	0.25 U	0.25 U	0.25 U	0.25 U	0.25 U
1,1,2-Trichloroethane	1	--	UG/L	0.34 U	0.34 U	0.34 U	0.34 U	0.34 U	0.34 U
1,1-Dichloroethane	5	--	UG/L	0.2 U	0.2 U	0.2 U	0.2 U	0.2 U	0.2 U
1,1-Dichloroethene	5	--	UG/L	0.57 U	0.57 U	0.57 U	0.57 U	0.57 U	0.57 U
1,2,3-Trichlorobenzene	5	--	UG/L	0.82 U	0.82 U	0.82 U	0.82 U	0.82 U	0.82 U
1,2,4-Trichlorobenzene	5	--	UG/L	0.23 U	0.23 U	0.23 U	0.23 U	0.23 U	0.23 U
1,2-Dibromo-3-Chloropropane	0.04	--	UG/L	0.74 U	0.74 U	0.74 U	0.74 U	0.74 U	0.74 U
1,2-Dibromoethane (Ethylene Dibromide)	--	--	UG/L	0.24 U	0.24 U	0.24 U	0.24 U	0.24 U	0.24 U
1,2-Dichlorobenzene	3	--	UG/L	0.21 U	0.21 U	0.21 U	0.21 U	0.21 U	0.21 U
1,2-Dichloroethane	0.6	--	UG/L	0.36 U	0.36 U	0.36 U	0.36 U	0.36 U	0.36 U
1,2-Dichloropropane	1	--	UG/L	0.2 U	0.2 U	0.2 U	0.2 U	0.2 U	0.2 U
1,3-Dichlorobenzene	3	--	UG/L	0.2 U	0.2 U	0.2 U	0.2 U	0.2 U	0.2 U
1,4-Dichlorobenzene	3	--	UG/L	0.2 U	0.2 U	0.2 U	0.2 U	0.2 U	0.2 U
1,4-Dioxane (P-Dioxane)	--	--	UG/L	NA	NA	NA	NA	NA	NA
2-Hexanone	--	50	UG/L	1.7 U	1.7 U	1.7 U	1.7 U	1.7 U	1.7 U
Acetone	--	50	UG/L	1.3 U	1.3 U	1.5 J	1.3 U	1.3 U	1.3 U
Benzene	1	--	UG/L	0.2 U	0.2 U	0.2 U	0.2 U	0.2 U	0.2 U
Bromochloromethane	5	--	UG/L	0.32 U	0.32 U	0.32 U	0.32 U	0.32 U	0.32 U
Bromodichloromethane	--	50	UG/L	0.32 U	0.32 U	0.32 U	0.32 U	0.32 U	0.32 U
Bromoform	--	50	UG/L	0.42 U	0.42 U	0.42 U	0.42 U	0.42 U	0.42 U
Bromomethane	5	--	UG/L	0.29 UJ	0.29 U	0.29 U	0.29 U	0.29 U	0.29 U
Carbon Disulfide	--	60	UG/L	0.22 U	0.22 U	0.22 U	0.22 U	0.22 U	0.22 U
Carbon Tetrachloride	5	--	UG/L	0.45 U	0.45 U	0.45 U	0.45 U	0.45 U	0.45 U
Chlorobenzene	5	--	UG/L	0.29 U	0.29 U	0.29 U	0.29 U	0.29 U	0.29 U
Chloroethane	5	--	UG/L	0.24 U	0.24 U	0.24 U	0.24 U	0.24 U	0.24 U
Chloroform	7	--	UG/L	0.25 U	0.25 U	0.25 U	0.25 U	0.25 U	0.25 U

Table 11. Summary of Volatile Organic Compounds in Groundwater, 1000 Turk Hill Road, Fairport, Monroe County, New York

				Sample Designation:	MW-14S	MW-14S	MW-14S	MW-14S	MW-15S
				Sample Date:	08/09/2016	11/09/2016	11/09/2017	11/09/2017	05/09/2016
				Sample Depth (ft bgs)	9.02 - 15.05	9.4 - 15.3	9.32 - 15.31	9.32 - 15.31	9.08 - 12.97
				Normal or Field Duplicate:	N	N	N	FD	N
				Test Type:	INITIAL	INITIAL	INITIAL	INITIAL	INITIAL
Parameter	NYSDEC Ambient Water-Quality Standards	NYSDEC Ambient Water-Quality Guidance Values	Unit						
Chloromethane	--	--	UG/L	0.21 U	0.21 U	0.21 U	0.21 U	0.21 U	0.21 U
Cis-1,2-Dichloroethylene	5	--	UG/L	0.3 U	0.3 U	0.3 U	0.3 U	0.3 U	0.3 U
Cis-1,3-Dichloropropene	--	5	UG/L	0.24 U	0.24 U	0.24 U	0.24 U	0.24 U	0.24 U
Cyclohexane	--	--	UG/L	0.25 U	0.25 U	0.25 U	0.25 U	0.25 U	0.25 U
Dibromochloromethane	--	50	UG/L	0.31 U	0.31 U	0.31 U	0.31 U	0.31 U	0.31 U
Dichlorodifluoromethane	5	--	UG/L	0.46 U	0.46 U	0.46 U	0.46 U	0.46 U	0.46 U
Ethylbenzene	5	--	UG/L	0.2 U	0.2 U	0.2 U	0.2 U	0.2 U	0.2 U
Hexachlorobutadiene	0.5	--	UG/L	NA	NA	NA	NA	NA	1.3 U
Isopropylbenzene (Cumene)	5	--	UG/L	0.2 U	0.2 U	0.2 U	0.2 U	0.2 U	0.2 U
M,P-Xylene (Sum Of Isomers)	5	--	UG/L	0.33 U	0.33 U	0.33 U	0.33 U	0.33 U	0.33 U
Methyl Acetate	--	--	UG/L	0.43 U	0.43 U	0.43 U	0.43 U	0.43 U	0.43 U
Methyl Ethyl Ketone (2-Butanone)	--	50	UG/L	0.81 U	0.81 U	0.81 U	0.81 U	0.81 U	0.81 U
Methyl Isobutyl Ketone (4-Methyl-2-Pentanone)	--	--	UG/L	0.67 U	0.67 U	0.67 U	0.67 U	0.67 U	0.67 U
Methylcyclohexane	--	--	UG/L	0.27 U	0.27 U	0.27 U	0.27 U	0.27 U	0.27 U
Methylene Chloride	5	--	UG/L	0.6 U	0.6 U	0.6 U	0.6 U	0.6 U	0.6 U
O-Xylene (1,2-Dimethylbenzene)	5	--	UG/L	0.2 U	0.2 U	0.2 U	0.2 U	0.2 U	0.2 U
Styrene	5	--	UG/L	0.2 U	0.2 U	0.2 U	0.2 U	0.2 U	0.2 U
Tert-Butyl Methyl Ether	--	10	UG/L	0.29 U	0.29 U	0.29 U	0.29 U	0.29 U	0.29 U
Tetrachloroethylene (PCE)	5	--	UG/L	0.3 U	0.3 U	0.3 U	0.3 U	0.3 U	0.3 U
Toluene	5	--	UG/L	0.2 U	0.2 U	0.2 U	0.2 U	0.2 U	0.2 U
Trans-1,2-Dichloroethene	5	--	UG/L	0.33 U	0.33 U	0.33 U	0.33 U	0.33 U	0.33 U
Trans-1,3-Dichloropropene	--	--	UG/L	0.2 U	0.2 U	0.2 U	0.2 U	0.2 U	0.2 U
Trichloroethylene (TCE)	5	--	UG/L	6.7	5	3.1	2.8	0.32 J	
Trichlorofluoromethane	5	--	UG/L	0.2 U	0.2 U	0.2 U	0.2 U	0.2 U	0.2 U
Vinyl Chloride	2	--	UG/L	0.32 U	0.32 U	0.32 U	0.32 U	0.32 U	0.32 U

Table 11. Summary of Volatile Organic Compounds in Groundwater, 1000 Turk Hill Road, Fairport, Monroe County, New York

				Sample Designation:	MW-15S	MW-15S	MW-15S	MW-15S
				Sample Date:	05/19/2017	08/11/2016	08/11/2017	11/09/2017
				Sample Depth (ft bgs)	9.41 - 13.07	9.03 - 12.83	9.22 - 12.99	9.97 - 12.99
				Normal or Field Duplicate:	N	N	N	N
				Test Type:	INITIAL	INITIAL	INITIAL	INITIAL
Parameter	NYSDEC Ambient Water-Quality Standards	NYSDEC Ambient Water-Quality Guidance Values	Unit					
1,1,1-Trichloroethane (TCA)	5	--	UG/L	0.36 U	0.36 U	0.36 U	0.36 U	0.36 U
1,1,2,2-Tetrachloroethane	5	--	UG/L	0.25 U	0.25 U	0.25 U	0.25 U	0.25 U
1,1,2-Trichloroethane	1	--	UG/L	0.34 U	0.34 U	0.34 U	0.34 U	0.34 U
1,1-Dichloroethane	5	--	UG/L	0.2 U	0.2 U	0.2 U	0.2 U	0.2 U
1,1-Dichloroethene	5	--	UG/L	0.57 U	0.57 U	0.57 U	0.57 U	0.57 U
1,2,3-Trichlorobenzene	5	--	UG/L	0.82 U	0.82 U	0.82 U	0.82 U	0.82 U
1,2,4-Trichlorobenzene	5	--	UG/L	0.23 U	0.23 U	0.23 U	0.23 U	0.23 U
1,2-Dibromo-3-Chloropropane	0.04	--	UG/L	0.74 U	0.74 U	0.74 U	0.74 U	0.74 U
1,2-Dibromoethane (Ethylene Dibromide)	--	--	UG/L	0.24 U	0.24 U	0.24 U	0.24 U	0.24 U
1,2-Dichlorobenzene	3	--	UG/L	0.21 U	0.21 U	0.21 U	0.21 U	0.21 U
1,2-Dichloroethane	0.6	--	UG/L	0.36 U	0.36 U	0.36 U	0.36 U	0.36 U
1,2-Dichloropropane	1	--	UG/L	0.2 U	0.2 U	0.2 U	0.2 U	0.2 U
1,3-Dichlorobenzene	3	--	UG/L	0.2 U	0.2 U	0.2 U	0.2 U	0.2 U
1,4-Dichlorobenzene	3	--	UG/L	0.2 U	0.2 U	0.2 U	0.2 U	0.2 U
1,4-Dioxane (P-Dioxane)	--	--	UG/L	NA	NA	NA	NA	NA
2-Hexanone	--	50	UG/L	1.7 U	1.7 U	1.7 U	1.7 U	1.7 U
Acetone	--	50	UG/L	1.9 J	3.1 J	1.6 U	1.3 J	1.3 J
Benzene	1	--	UG/L	0.2 U	0.2 U	0.2 U	0.2 U	0.2 U
Bromochloromethane	5	--	UG/L	0.32 U	0.32 U	0.32 U	0.32 U	0.32 U
Bromodichloromethane	--	50	UG/L	0.32 U	0.32 U	0.32 U	0.32 U	0.32 U
Bromoform	--	50	UG/L	0.42 U	0.42 U	0.42 U	0.42 U	0.42 U
Bromomethane	5	--	UG/L	0.29 U	0.29 U	0.29 U	0.29 U	0.29 U
Carbon Disulfide	--	60	UG/L	0.22 U	0.22 U	0.22 U	0.22 U	0.22 U
Carbon Tetrachloride	5	--	UG/L	0.45 U	0.45 U	0.45 U	0.45 U	0.45 U
Chlorobenzene	5	--	UG/L	0.29 U	0.29 U	0.29 U	0.29 U	0.29 U
Chloroethane	5	--	UG/L	0.24 U	0.24 U	0.24 U	0.24 U	0.24 U
Chloroform	7	--	UG/L	0.25 U	0.25 U	0.25 U	0.25 U	0.25 U

Table 11. Summary of Volatile Organic Compounds in Groundwater, 1000 Turk Hill Road, Fairport, Monroe County, New York

				Sample Designation:	MW-15S	MW-15S	MW-15S	MW-15S
				Sample Date:	05/19/2017	08/11/2016	08/11/2017	11/09/2017
				Sample Depth (ft bgs)	9.41 - 13.07	9.03 - 12.83	9.22 - 12.99	9.97 - 12.99
				Normal or Field Duplicate:	N	N	N	N
				Test Type:	INITIAL	INITIAL	INITIAL	INITIAL
Parameter	NYSDEC Ambient Water-Quality Standards	NYSDEC Ambient Water-Quality Guidance Values	Unit					
Chloromethane	--	--	UG/L	0.21 U	0.21 U	0.21 U	0.21 U	0.21 U
Cis-1,2-Dichloroethylene	5	--	UG/L	0.3 U	2.1	0.58 J	0.76 J	0.76 J
Cis-1,3-Dichloropropene	--	5	UG/L	0.24 U	0.24 U	0.24 U	0.24 U	0.24 U
Cyclohexane	--	--	UG/L	0.25 U	0.25 U	0.25 U	0.25 U	0.25 U
Dibromochloromethane	--	50	UG/L	0.31 U	0.31 U	0.31 U	0.31 U	0.31 U
Dichlorodifluoromethane	5	--	UG/L	0.46 U	0.46 U	0.46 U	0.46 U	0.46 U
Ethylbenzene	5	--	UG/L	0.2 U	0.2 U	0.2 U	0.2 U	0.2 U
Hexachlorobutadiene	0.5	--	UG/L	NA	NA	NA	NA	NA
Isopropylbenzene (Cumene)	5	--	UG/L	0.2 U	0.2 U	0.2 U	0.2 U	0.2 U
M,P-Xylene (Sum Of Isomers)	5	--	UG/L	0.33 U	0.33 U	0.33 U	0.33 U	0.33 U
Methyl Acetate	--	--	UG/L	0.43 U	0.43 U	0.43 U	0.43 U	0.43 U
Methyl Ethyl Ketone (2-Butanone)	--	50	UG/L	0.81 U	0.81 U	0.81 U	0.81 U	0.81 U
Methyl Isobutyl Ketone (4-Methyl-2-Pentanone)	--	--	UG/L	0.67 U	0.67 U	0.67 U	0.67 U	0.67 U
Methylcyclohexane	--	--	UG/L	0.27 U	0.27 U	0.27 U	0.27 U	0.27 U
Methylene Chloride	5	--	UG/L	0.6 U	0.6 U	0.6 U	0.6 U	0.6 U
O-Xylene (1,2-Dimethylbenzene)	5	--	UG/L	0.2 U	0.2 U	0.2 U	0.2 U	0.2 U
Styrene	5	--	UG/L	0.2 U	0.2 U	0.2 U	0.2 U	0.2 U
Tert-Butyl Methyl Ether	--	10	UG/L	0.29 U	0.29 U	0.29 U	0.29 U	0.29 U
Tetrachloroethylene (PCE)	5	--	UG/L	0.3 U	0.3 U	0.3 U	0.3 U	0.3 U
Toluene	5	--	UG/L	0.2 U	0.2 U	0.2 U	0.2 U	0.2 U
Trans-1,2-Dichloroethene	5	--	UG/L	0.33 U	0.33 U	0.33 U	0.33 U	0.33 U
Trans-1,3-Dichloropropene	--	--	UG/L	0.2 U	0.2 U	0.2 U	0.2 U	0.2 U
Trichloroethylene (TCE)	5	--	UG/L	0.38 J	1.7	0.92 J	2.4	2.4
Trichlorofluoromethane	5	--	UG/L	0.2 U	0.2 U	0.2 U	0.2 U	0.2 U
Vinyl Chloride	2	--	UG/L	0.32 U	0.32 U	0.32 U	0.32 U	0.32 U

Table 11. Summary of Volatile Organic Compounds in Groundwater, 1000 Turk Hill Road, Fairport, Monroe County, New York

				Sample Designation:	MW-15S	MW-16S	MW-16S	MW-16S	MW-16S
				Sample Date:	11/10/2016	05/11/2016	05/18/2017	08/08/2017	08/09/2016
				Sample Depth (ft bgs)	9.44 - 13.08	8.97 - 14.4	9.06 - 14.66	8.74 - 15.45	8.63 - 14.42
				Normal or Field Duplicate:	N	N	N	N	N
				Test Type:	INITIAL	INITIAL	INITIAL	INITIAL	INITIAL
Parameter	NYSDEC Ambient Water-Quality Standards	NYSDEC Ambient Water-Quality Guidance Values	Unit						
1,1,1-Trichloroethane (TCA)	5	--	UG/L	0.36 U	0.36 U	0.36 U	0.36 U	0.36 U	0.36 U
1,1,2,2-Tetrachloroethane	5	--	UG/L	0.25 U	0.25 U	0.25 U	0.25 U	0.25 U	0.25 U
1,1,2-Trichloroethane	1	--	UG/L	0.34 U	0.34 U	0.34 U	0.34 U	0.34 U	0.34 U
1,1-Dichloroethane	5	--	UG/L	0.2 U	0.2 U	0.2 U	0.2 U	0.2 U	0.2 U
1,1-Dichloroethene	5	--	UG/L	0.57 U	0.57 U	0.57 U	0.57 U	0.57 U	0.59 J
1,2,3-Trichlorobenzene	5	--	UG/L	0.82 U	0.82 U	0.82 U	0.82 U	0.82 U	0.82 U
1,2,4-Trichlorobenzene	5	--	UG/L	0.23 U	0.23 U	0.23 U	0.23 U	0.23 U	0.23 U
1,2-Dibromo-3-Chloropropane	0.04	--	UG/L	0.74 U	0.74 U	0.74 U	0.74 U	0.74 U	0.74 U
1,2-Dibromoethane (Ethylene Dibromide)	--	--	UG/L	0.24 U	0.24 U	0.24 U	0.24 U	0.24 U	0.24 U
1,2-Dichlorobenzene	3	--	UG/L	0.21 U	0.21 U	0.21 U	0.21 U	0.21 U	0.21 U
1,2-Dichloroethane	0.6	--	UG/L	0.36 U	0.36 U	0.36 U	0.36 U	0.36 U	0.36 U
1,2-Dichloropropane	1	--	UG/L	0.2 U	0.2 U	0.2 U	0.2 U	0.2 U	0.2 U
1,3-Dichlorobenzene	3	--	UG/L	0.2 U	0.2 U	0.2 U	0.2 U	0.2 U	0.2 U
1,4-Dichlorobenzene	3	--	UG/L	0.2 U	0.27 U	0.21 J	0.39 J	0.32 J	0.32 J
1,4-Dioxane (P-Dioxane)	--	--	UG/L	NA	NA	NA	NA	NA	NA
2-Hexanone	--	50	UG/L	1.7 U	1.7 U	1.7 U	1.7 U	1.7 U	1.7 U
Acetone	--	50	UG/L	1.3 U	1.3 U	2.1 U	2 U	1.6 U	1.6 U
Benzene	1	--	UG/L	0.2 U	0.2 U	0.2 U	0.2 U	0.2 U	0.2 U
Bromochloromethane	5	--	UG/L	0.32 U	0.32 U	0.32 U	0.32 U	0.32 U	0.32 U
Bromodichloromethane	--	50	UG/L	0.32 U	0.32 U	0.32 UJ	0.32 U	0.32 U	0.32 U
Bromoform	--	50	UG/L	0.42 U	0.42 U	0.42 U	0.42 U	0.42 U	0.42 U
Bromomethane	5	--	UG/L	0.29 U	0.29 U	0.29 U	0.29 U	0.29 UJ	0.29 UJ
Carbon Disulfide	--	60	UG/L	0.22 U	0.22 U	0.22 U	0.22 U	0.22 U	0.22 U
Carbon Tetrachloride	5	--	UG/L	0.45 U	0.45 U	0.45 U	0.45 U	0.45 U	0.45 U
Chlorobenzene	5	--	UG/L	0.29 U	0.29 U	0.29 U	0.29 U	0.29 U	0.29 U
Chloroethane	5	--	UG/L	0.24 U	0.24 U	0.24 U	0.24 U	0.24 U	0.24 U
Chloroform	7	--	UG/L	0.25 U	0.4 J	1.5	0.28 J	0.3 J	0.3 J

Table 11. Summary of Volatile Organic Compounds in Groundwater, 1000 Turk Hill Road, Fairport, Monroe County, New York

				Sample Designation:	MW-15S	MW-16S	MW-16S	MW-16S	MW-16S
				Sample Date:	11/10/2016	05/11/2016	05/18/2017	08/08/2017	08/09/2016
				Sample Depth (ft bgs)	9.44 - 13.08	8.97 - 14.4	9.06 - 14.66	8.74 - 15.45	8.63 - 14.42
				Normal or Field Duplicate:	N	N	N	N	N
				Test Type:	INITIAL	INITIAL	INITIAL	INITIAL	INITIAL
Parameter	NYSDEC Ambient Water-Quality Standards	NYSDEC Ambient Water-Quality Guidance Values	Unit						
Chloromethane	--	--	UG/L	0.21 U	0.21 U	0.21 U	0.21 U	0.21 U	0.21 U
Cis-1,2-Dichloroethylene	5	--	UG/L	0.58 J	57	63	63	63	60
Cis-1,3-Dichloropropene	--	5	UG/L	0.24 U	0.24 U	0.24 U	0.24 U	0.24 U	0.24 U
Cyclohexane	--	--	UG/L	0.25 U	0.25 U	0.25 U	0.25 U	0.25 U	0.25 U
Dibromochloromethane	--	50	UG/L	0.31 U	0.31 U	0.31 U	0.31 U	0.31 U	0.31 U
Dichlorodifluoromethane	5	--	UG/L	0.46 U	0.46 U	0.46 U	0.46 U	0.46 U	0.46 U
Ethylbenzene	5	--	UG/L	0.2 U	0.2 U	0.2 U	0.2 U	0.2 U	0.2 U
Hexachlorobutadiene	0.5	--	UG/L	NA	1.3 U	NA	NA	NA	NA
Isopropylbenzene (Cumene)	5	--	UG/L	0.2 U	0.2 U	0.2 U	0.2 U	0.2 U	0.2 U
M,P-Xylene (Sum Of Isomers)	5	--	UG/L	0.33 U	0.33 U	0.33 U	0.33 U	0.33 U	0.33 U
Methyl Acetate	--	--	UG/L	0.43 U	0.43 U	0.43 U	0.43 U	0.43 U	0.43 U
Methyl Ethyl Ketone (2-Butanone)	--	50	UG/L	0.81 U	0.81 U	0.81 U	0.81 U	0.81 U	0.81 U
Methyl Isobutyl Ketone (4-Methyl-2-Pentanone)	--	--	UG/L	0.67 U	0.67 U	0.67 U	0.67 U	0.67 U	0.67 U
Methylcyclohexane	--	--	UG/L	0.27 U	0.27 U	0.27 U	0.27 U	0.27 U	0.27 U
Methylene Chloride	5	--	UG/L	0.6 U	0.6 U	0.6 U	0.6 U	0.6 U	0.6 U
O-Xylene (1,2-Dimethylbenzene)	5	--	UG/L	0.2 U	0.2 U	0.2 U	0.2 U	0.2 U	0.2 U
Styrene	5	--	UG/L	0.2 U	0.2 U	0.2 U	0.2 U	0.2 U	0.2 U
Tert-Butyl Methyl Ether	--	10	UG/L	0.29 U	0.29 U	0.29 U	0.29 U	0.29 U	0.29 U
Tetrachloroethylene (PCE)	5	--	UG/L	0.3 U	0.3 U	0.3 U	0.3 U	0.3 U	0.3 U
Toluene	5	--	UG/L	0.2 U	0.2 U	0.2 U	0.2 U	0.2 U	0.2 U
Trans-1,2-Dichloroethene	5	--	UG/L	0.33 U	1.6	1.4	1.4	1.7	1.7
Trans-1,3-Dichloropropene	--	--	UG/L	0.2 U	0.2 U	0.2 U	0.2 U	0.2 U	0.2 U
Trichloroethylene (TCE)	5	--	UG/L	1.5	95	60	87	110	110
Trichlorofluoromethane	5	--	UG/L	0.2 U	0.2 U	0.2 U	0.2 U	0.2 U	0.2 U
Vinyl Chloride	2	--	UG/L	0.32 U	0.32 U	0.35 J	0.32 U	1.9	1.9

Table 11. Summary of Volatile Organic Compounds in Groundwater, 1000 Turk Hill Road, Fairport, Monroe County, New York

				Sample Designation:	MW-16S	MW-16S	MW-1S	MW-1S
				Sample Date:	11/09/2016	11/09/2017	05/09/2016	05/19/2017
				Sample Depth (ft bgs)	9.03 - 14.66	8.97 - 14.65	9.45 - 11.97	9.94 - 11.97
				Normal or Field Duplicate:	N	N	N	N
				Test Type:	INITIAL	INITIAL	INITIAL	INITIAL
Parameter	NYSDEC Ambient Water-Quality Standards	NYSDEC Ambient Water-Quality Guidance Values	Unit					
1,1,1-Trichloroethane (TCA)	5	--	UG/L	0.36 J	0.59 J	0.36 U	0.36 U	
1,1,2,2-Tetrachloroethane	5	--	UG/L	0.25 U	0.25 U	0.25 U	0.25 U	
1,1,2-Trichloroethane	1	--	UG/L	0.34 U	0.34 U	0.34 U	0.34 U	
1,1-Dichloroethane	5	--	UG/L	0.22 J	0.2 U	0.2 U	0.2 U	
1,1-Dichloroethene	5	--	UG/L	0.57 U	0.57 U	0.57 U	0.57 U	
1,2,3-Trichlorobenzene	5	--	UG/L	0.82 U	0.82 U	0.82 U	0.82 U	
1,2,4-Trichlorobenzene	5	--	UG/L	0.23 U	0.23 U	0.23 U	0.23 U	
1,2-Dibromo-3-Chloropropane	0.04	--	UG/L	0.74 U	0.74 U	0.74 U	0.74 U	
1,2-Dibromoethane (Ethylene Dibromide)	--	--	UG/L	0.24 U	0.24 U	0.24 U	0.24 U	
1,2-Dichlorobenzene	3	--	UG/L	0.21 U	0.21 U	0.21 U	0.21 U	
1,2-Dichloroethane	0.6	--	UG/L	0.36 U	0.36 U	0.36 U	0.36 U	
1,2-Dichloropropane	1	--	UG/L	0.2 U	0.2 U	0.2 U	0.2 U	
1,3-Dichlorobenzene	3	--	UG/L	0.2 U	0.2 U	0.2 U	0.2 U	
1,4-Dichlorobenzene	3	--	UG/L	0.79 J	0.52 J	0.2 U	0.2 U	
1,4-Dioxane (P-Dioxane)	--	--	UG/L	NA	NA	NA	NA	
2-Hexanone	--	50	UG/L	1.7 U	1.7 U	1.7 U	1.7 U	
Acetone	--	50	UG/L	1.3 U	1.3 U	1.4 J	1.3 U	
Benzene	1	--	UG/L	0.2 U	0.2 U	0.2 U	0.2 U	
Bromochloromethane	5	--	UG/L	0.32 U	0.32 U	0.32 U	0.32 U	
Bromodichloromethane	--	50	UG/L	0.32 U	0.32 U	0.32 U	0.32 U	
Bromoform	--	50	UG/L	0.42 U	0.42 U	0.42 U	0.42 U	
Bromomethane	5	--	UG/L	0.29 UJ	0.29 U	0.29 U	0.29 U	
Carbon Disulfide	--	60	UG/L	0.22 U	0.22 U	0.22 U	0.22 U	
Carbon Tetrachloride	5	--	UG/L	0.45 U	0.45 U	0.45 U	0.45 U	
Chlorobenzene	5	--	UG/L	0.29 U	0.29 U	0.29 U	0.29 U	
Chloroethane	5	--	UG/L	0.24 U	0.24 U	0.24 U	0.24 U	
Chloroform	7	--	UG/L	0.42 J	0.25 U	0.25 U	0.25 U	

Table 11. Summary of Volatile Organic Compounds in Groundwater, 1000 Turk Hill Road, Fairport, Monroe County, New York

				Sample Designation:	MW-16S	MW-16S	MW-1S	MW-1S
				Sample Date:	11/09/2016	11/09/2017	05/09/2016	05/19/2017
				Sample Depth (ft bgs)	9.03 - 14.66	8.97 - 14.65	9.45 - 11.97	9.94 - 11.97
				Normal or Field Duplicate:	N	N	N	N
				Test Type:	INITIAL	INITIAL	INITIAL	INITIAL
Parameter	NYSDEC Ambient Water-Quality Standards	NYSDEC Ambient Water-Quality Guidance Values	Unit					
Chloromethane	--	--	UG/L	0.21 U	0.21 U	0.21 U	0.21 U	0.21 U
Cis-1,2-Dichloroethylene	5	--	UG/L	83	78	0.3 U	0.3 U	0.3 U
Cis-1,3-Dichloropropene	--	5	UG/L	0.24 U	0.24 U	0.24 U	0.24 U	0.24 U
Cyclohexane	--	--	UG/L	0.25 U	0.25 U	0.25 U	0.25 U	0.25 U
Dibromochloromethane	--	50	UG/L	0.31 U	0.31 U	0.31 U	0.31 U	0.31 U
Dichlorodifluoromethane	5	--	UG/L	0.46 U	0.46 U	0.46 U	0.46 U	0.46 U
Ethylbenzene	5	--	UG/L	0.2 U	0.2 U	0.2 U	0.2 U	0.2 U
Hexachlorobutadiene	0.5	--	UG/L	NA	NA	1.3 U	NA	NA
Isopropylbenzene (Cumene)	5	--	UG/L	0.2 U	0.2 U	0.2 U	0.2 U	0.2 U
M,P-Xylene (Sum Of Isomers)	5	--	UG/L	0.33 U	0.33 U	0.33 U	0.33 U	0.33 U
Methyl Acetate	--	--	UG/L	0.43 U	0.43 U	0.43 U	0.43 U	0.43 U
Methyl Ethyl Ketone (2-Butanone)	--	50	UG/L	0.81 U	0.81 U	0.81 U	0.81 U	0.81 U
Methyl Isobutyl Ketone (4-Methyl-2-Pentanone)	--	--	UG/L	0.67 U	0.67 U	0.67 U	0.67 U	0.67 U
Methylcyclohexane	--	--	UG/L	0.27 U	0.27 U	0.27 U	0.27 U	0.27 U
Methylene Chloride	5	--	UG/L	0.6 U	0.6 U	0.6 U	0.6 U	0.6 U
O-Xylene (1,2-Dimethylbenzene)	5	--	UG/L	0.2 U	0.2 U	0.2 U	0.2 U	0.2 U
Styrene	5	--	UG/L	0.2 U	0.2 U	0.2 U	0.2 U	0.2 U
Tert-Butyl Methyl Ether	--	10	UG/L	0.29 U	0.29 U	0.29 U	0.29 U	0.29 U
Tetrachloroethylene (PCE)	5	--	UG/L	0.3 U	0.3 U	0.3 U	0.3 U	0.3 U
Toluene	5	--	UG/L	0.2 U	0.2 U	0.2 U	0.2 U	0.2 U
Trans-1,2-Dichloroethene	5	--	UG/L	2	1.7	0.33 U	0.33 U	0.33 U
Trans-1,3-Dichloropropene	--	--	UG/L	0.2 U	0.2 U	0.2 U	0.2 U	0.2 U
Trichloroethylene (TCE)	5	--	UG/L	130	97	0.99 J	0.49 J	0.49 J
Trichlorofluoromethane	5	--	UG/L	0.2 U	0.2 U	0.2 U	0.2 U	0.2 U
Vinyl Chloride	2	--	UG/L	2.2	0.98 J	0.32 U	0.32 U	0.32 U

Table 11. Summary of Volatile Organic Compounds in Groundwater, 1000 Turk Hill Road, Fairport, Monroe County, New York

				Sample Designation:	MW-1S	MW-1S	MW-1S	MW-1S
				Sample Date:	08/11/2016	08/11/2017	11/10/2016	11/10/2017
				Sample Depth (ft bgs)	9.56 - 11.72	9.71 - 11.97	9.95 - 11.98	10.44 - 11.99
				Normal or Field Duplicate:	N	N	N	N
				Test Type:	INITIAL	INITIAL	INITIAL	INITIAL
Parameter	NYSDEC Ambient Water-Quality Standards	NYSDEC Ambient Water-Quality Guidance Values	Unit					
1,1,1-Trichloroethane (TCA)	5	--	UG/L	0.36 U	0.36 U	0.36 U	0.36 U	0.36 U
1,1,2,2-Tetrachloroethane	5	--	UG/L	0.25 U	0.25 U	0.25 U	0.25 U	0.25 U
1,1,2-Trichloroethane	1	--	UG/L	0.34 U	0.34 U	0.34 U	0.34 U	0.34 U
1,1-Dichloroethane	5	--	UG/L	0.2 U	0.2 U	0.2 U	0.2 U	0.2 U
1,1-Dichloroethene	5	--	UG/L	0.57 U	0.57 U	0.57 U	0.57 U	0.57 U
1,2,3-Trichlorobenzene	5	--	UG/L	0.82 U	0.82 U	0.82 U	0.82 U	0.82 U
1,2,4-Trichlorobenzene	5	--	UG/L	0.23 U	0.23 U	0.23 U	0.23 U	0.23 U
1,2-Dibromo-3-Chloropropane	0.04	--	UG/L	0.74 U	0.74 U	0.74 U	0.74 U	0.74 U
1,2-Dibromoethane (Ethylene Dibromide)	--	--	UG/L	0.24 U	0.24 U	0.24 U	0.24 U	0.24 U
1,2-Dichlorobenzene	3	--	UG/L	0.21 U	0.21 U	0.21 U	0.21 U	0.21 U
1,2-Dichloroethane	0.6	--	UG/L	0.36 U	0.36 U	0.36 U	0.36 U	0.36 U
1,2-Dichloropropane	1	--	UG/L	0.2 U	0.2 U	0.2 U	0.2 U	0.2 U
1,3-Dichlorobenzene	3	--	UG/L	0.2 U	0.2 U	0.2 U	0.2 U	0.2 U
1,4-Dichlorobenzene	3	--	UG/L	0.2 U	0.2 U	0.2 U	0.2 U	0.2 U
1,4-Dioxane (P-Dioxane)	--	--	UG/L	NA	NA	NA	NA	NA
2-Hexanone	--	50	UG/L	1.7 U	1.7 U	1.7 U	1.7 U	1.7 U
Acetone	--	50	UG/L	4.4 J	1.3 U	1.3 U	1.3 U	1.5 J
Benzene	1	--	UG/L	0.2 U	0.2 U	0.2 U	0.2 U	0.2 U
Bromochloromethane	5	--	UG/L	0.32 U	0.32 U	0.32 U	0.32 U	0.32 U
Bromodichloromethane	--	50	UG/L	0.32 U	0.32 U	0.32 U	0.32 U	0.32 U
Bromoform	--	50	UG/L	0.42 U	0.42 U	0.42 U	0.42 U	0.42 U
Bromomethane	5	--	UG/L	0.29 U	0.29 U	0.29 U	0.29 U	0.29 U
Carbon Disulfide	--	60	UG/L	0.22 U	0.22 U	0.22 U	0.22 U	0.22 U
Carbon Tetrachloride	5	--	UG/L	0.45 U	0.45 U	0.45 U	0.45 U	0.45 U
Chlorobenzene	5	--	UG/L	0.29 U	0.29 U	0.29 U	0.29 U	0.29 U
Chloroethane	5	--	UG/L	0.24 U	0.24 U	0.24 U	0.24 U	0.24 U
Chloroform	7	--	UG/L	0.25 U	0.25 U	0.25 U	0.25 U	0.25 U

Table 11. Summary of Volatile Organic Compounds in Groundwater, 1000 Turk Hill Road, Fairport, Monroe County, New York

				Sample Designation:	MW-1S	MW-1S	MW-1S	MW-1S
				Sample Date:	08/11/2016	08/11/2017	11/10/2016	11/10/2017
				Sample Depth (ft bgs)	9.56 - 11.72	9.71 - 11.97	9.95 - 11.98	10.44 - 11.99
				Normal or Field Duplicate:	N	N	N	N
				Test Type:	INITIAL	INITIAL	INITIAL	INITIAL
Parameter	NYSDEC Ambient Water-Quality Standards	NYSDEC Ambient Water-Quality Guidance Values	Unit					
Chloromethane	--	--	UG/L	0.21 U	0.21 U	0.21 U	0.21 U	0.21 U
Cis-1,2-Dichloroethylene	5	--	UG/L	2.8	0.3 U	0.43 J	0.3 U	0.3 U
Cis-1,3-Dichloropropene	--	5	UG/L	0.24 U	0.24 U	0.24 U	0.24 U	0.24 U
Cyclohexane	--	--	UG/L	0.25 U	0.25 U	0.25 U	0.25 U	0.25 U
Dibromochloromethane	--	50	UG/L	0.31 U	0.31 U	0.31 U	0.31 U	0.31 U
Dichlorodifluoromethane	5	--	UG/L	0.46 U	0.46 U	0.46 U	0.46 U	0.46 U
Ethylbenzene	5	--	UG/L	0.2 U	0.2 U	0.2 U	0.2 U	0.2 U
Hexachlorobutadiene	0.5	--	UG/L	NA	NA	NA	NA	NA
Isopropylbenzene (Cumene)	5	--	UG/L	0.2 U	0.2 U	0.2 U	0.2 U	0.2 U
M,P-Xylene (Sum Of Isomers)	5	--	UG/L	0.33 U	0.33 U	0.33 U	0.33 U	0.33 U
Methyl Acetate	--	--	UG/L	0.43 U	0.43 U	0.43 U	0.43 U	0.43 U
Methyl Ethyl Ketone (2-Butanone)	--	50	UG/L	0.81 U	0.81 U	0.81 U	0.81 U	0.81 U
Methyl Isobutyl Ketone (4-Methyl-2-Pentanone)	--	--	UG/L	0.67 U	0.67 U	0.67 U	0.67 U	0.67 U
Methylcyclohexane	--	--	UG/L	0.27 U	0.27 U	0.27 U	0.27 U	0.27 U
Methylene Chloride	5	--	UG/L	0.6 U	0.6 U	0.6 U	0.6 U	0.6 U
O-Xylene (1,2-Dimethylbenzene)	5	--	UG/L	0.2 U	0.2 U	0.2 U	0.2 U	0.2 U
Styrene	5	--	UG/L	0.2 U	0.2 U	0.2 U	0.2 U	0.2 U
Tert-Butyl Methyl Ether	--	10	UG/L	0.29 U	0.29 U	0.29 U	0.29 U	0.29 U
Tetrachloroethylene (PCE)	5	--	UG/L	0.3 U	0.3 U	0.3 U	0.3 U	0.3 U
Toluene	5	--	UG/L	0.2 U	0.2 U	0.2 U	0.2 U	0.2 U
Trans-1,2-Dichloroethene	5	--	UG/L	0.67 J	0.33 U	0.33 U	0.33 U	0.33 U
Trans-1,3-Dichloropropene	--	--	UG/L	0.2 U	0.2 U	0.2 U	0.2 U	0.2 U
Trichloroethylene (TCE)	5	--	UG/L	2	1.1	0.76 J	0.91 J	0.91 J
Trichlorofluoromethane	5	--	UG/L	0.2 U	0.2 U	0.2 U	0.2 U	0.2 U
Vinyl Chloride	2	--	UG/L	0.32 U	0.32 U	0.32 U	0.32 U	0.32 U

Table 11. Summary of Volatile Organic Compounds in Groundwater, 1000 Turk Hill Road, Fairport, Monroe County, New York

				Sample Designation:	MW-27S	MW-27S	MW-27S	MW-27S	MW-27S
				Sample Date:	03/05/2018	03/09/2017	05/16/2017	08/09/2017	08/09/2017
				Sample Depth (ft bgs)	13.18 - 14.21	11.63 - 14.19	6.82 - 14.2	6.63 - 14.2	6.63 - 14.2
				Normal or Field Duplicate:	N	N	N	N	FD
				Test Type:	INITIAL	INITIAL	INITIAL	INITIAL	INITIAL
Parameter	NYSDEC Ambient Water-Quality Standards	NYSDEC Ambient Water-Quality Guidance Values	Unit						
1,1,1-Trichloroethane (TCA)	5	--	UG/L	0.36 U	0.36 U	0.36 U	0.36 U	0.36 U	0.36 U
1,1,2,2-Tetrachloroethane	5	--	UG/L	0.25 U	0.25 U	0.25 U	0.25 U	0.25 U	0.25 U
1,1,2-Trichloroethane	1	--	UG/L	0.34 U	0.34 U	0.34 U	0.34 U	0.34 U	0.34 U
1,1-Dichloroethane	5	--	UG/L	0.2 U	0.2 U	0.2 U	0.2 U	0.2 U	0.2 U
1,1-Dichloroethene	5	--	UG/L	0.57 U	0.57 U	0.57 U	0.57 U	0.57 U	0.57 U
1,2,3-Trichlorobenzene	5	--	UG/L	0.82 U	0.82 U	0.82 U	0.82 U	0.82 U	0.82 U
1,2,4-Trichlorobenzene	5	--	UG/L	0.23 U	0.23 U	0.23 U	0.23 U	0.23 U	0.23 U
1,2-Dibromo-3-Chloropropane	0.04	--	UG/L	0.74 U	0.74 U	0.74 U	0.74 U	0.74 U	0.74 U
1,2-Dibromoethane (Ethylene Dibromide)	--	--	UG/L	0.24 U	0.24 U	0.24 U	0.24 U	0.24 U	0.24 U
1,2-Dichlorobenzene	3	--	UG/L	0.21 U	0.21 U	0.21 U	0.21 U	0.21 U	0.21 U
1,2-Dichloroethane	0.6	--	UG/L	0.36 U	0.36 U	0.36 U	0.36 U	0.36 U	0.36 U
1,2-Dichloropropane	1	--	UG/L	0.2 U	0.2 U	0.2 U	0.2 U	0.2 U	0.2 U
1,3-Dichlorobenzene	3	--	UG/L	0.2 U	0.2 U	0.2 U	0.2 U	0.2 U	0.2 U
1,4-Dichlorobenzene	3	--	UG/L	0.2 U	0.2 U	0.2 U	0.2 U	0.2 U	0.2 U
1,4-Dioxane (P-Dioxane)	--	--	UG/L	NA	NA	NA	NA	NA	NA
2-Hexanone	--	50	UG/L	1.7 U	1.7 U	1.7 U	1.7 U	1.7 U	1.7 U
Acetone	--	50	UG/L	2.4 U	1.3 U	1.3 U	2.9 U	4.4 U	
Benzene	1	--	UG/L	0.2 U	0.2 U	0.2 U	0.2 U	0.2 U	0.2 U
Bromochloromethane	5	--	UG/L	0.32 U	0.32 U	0.32 U	0.32 U	0.32 U	0.32 U
Bromodichloromethane	--	50	UG/L	0.32 U	0.32 U	0.32 U	0.32 U	0.32 U	0.32 U
Bromoform	--	50	UG/L	0.42 U	0.42 U	0.42 U	0.42 U	0.42 U	0.42 U
Bromomethane	5	--	UG/L	0.29 U	0.29 U	0.29 U	0.29 U	0.29 U	0.29 U
Carbon Disulfide	--	60	UG/L	0.22 U	0.22 U	0.22 U	0.22 U	0.22 U	0.22 U
Carbon Tetrachloride	5	--	UG/L	0.45 U	0.45 U	0.45 U	0.45 U	0.45 U	0.45 U
Chlorobenzene	5	--	UG/L	0.29 U	0.29 U	0.29 U	0.29 U	0.29 U	0.29 U
Chloroethane	5	--	UG/L	0.24 U	0.24 U	0.24 U	0.24 U	0.24 U	0.24 U
Chloroform	7	--	UG/L	0.25 U	0.25 U	0.25 U	0.25 U	0.25 U	0.25 U

Table 11. Summary of Volatile Organic Compounds in Groundwater, 1000 Turk Hill Road, Fairport, Monroe County, New York

				Sample Designation:	MW-27S	MW-27S	MW-27S	MW-27S	MW-27S
				Sample Date:	03/05/2018	03/09/2017	05/16/2017	08/09/2017	08/09/2017
				Sample Depth (ft bgs)	13.18 - 14.21	11.63 - 14.19	6.82 - 14.2	6.63 - 14.2	6.63 - 14.2
				Normal or Field Duplicate:	N	N	N	N	FD
				Test Type:	INITIAL	INITIAL	INITIAL	INITIAL	INITIAL
Parameter	NYSDEC Ambient Water-Quality Standards	NYSDEC Ambient Water-Quality Guidance Values	Unit						
Chloromethane	--	--	UG/L	0.21 U	0.21 U	0.21 U	0.21 U	0.21 U	0.21 U
Cis-1,2-Dichloroethylene	5	--	UG/L	1.1	1.8	2	6.9	8.7	
Cis-1,3-Dichloropropene	--	5	UG/L	0.24 U	0.24 U	0.24 U	0.24 U	0.24 U	0.24 U
Cyclohexane	--	--	UG/L	0.25 U	0.25 U	0.25 U	0.25 U	0.25 U	0.25 U
Dibromochloromethane	--	50	UG/L	0.31 U	0.31 U	0.31 U	0.31 U	0.31 U	0.31 U
Dichlorodifluoromethane	5	--	UG/L	0.46 U	0.46 U	0.46 U	0.46 U	0.46 U	0.46 U
Ethylbenzene	5	--	UG/L	0.2 U	0.2 U	0.2 U	0.2 U	0.2 U	0.2 U
Hexachlorobutadiene	0.5	--	UG/L	NA	NA	NA	NA	NA	NA
Isopropylbenzene (Cumene)	5	--	UG/L	0.2 U	0.2 U	0.2 U	0.2 U	0.2 U	0.2 U
M,P-Xylene (Sum Of Isomers)	5	--	UG/L	0.33 U	0.33 U	0.33 U	0.33 U	0.33 U	0.33 U
Methyl Acetate	--	--	UG/L	0.43 U	0.43 U	0.43 U	0.43 U	0.43 U	0.43 U
Methyl Ethyl Ketone (2-Butanone)	--	50	UG/L	0.81 U	0.81 U	0.81 U	0.81 U	0.81 U	0.81 U
Methyl Isobutyl Ketone (4-Methyl-2-Pentanone)	--	--	UG/L	0.67 U	0.67 U	0.67 U	0.67 U	0.67 U	0.67 U
Methylcyclohexane	--	--	UG/L	0.27 U	0.27 U	0.27 U	0.27 U	0.27 U	0.27 U
Methylene Chloride	5	--	UG/L	0.6 U	1.4 U	0.6 U	0.6 U	0.6 U	0.6 U
O-Xylene (1,2-Dimethylbenzene)	5	--	UG/L	0.2 U	0.2 U	0.2 U	0.2 U	0.2 U	0.2 U
Styrene	5	--	UG/L	0.2 U	0.2 U	0.2 U	0.2 U	0.2 U	0.2 U
Tert-Butyl Methyl Ether	--	10	UG/L	0.29 U	0.29 U	0.29 U	0.29 U	0.29 U	0.29 U
Tetrachloroethylene (PCE)	5	--	UG/L	0.3 U	0.3 U	0.3 U	0.3 U	0.3 U	0.3 U
Toluene	5	--	UG/L	0.2 U	0.2 U	0.2 U	0.2 U	0.2 U	0.2 U
Trans-1,2-Dichloroethene	5	--	UG/L	0.33 U	0.33 U	0.33 U	0.33 U	0.33 U	0.33 U
Trans-1,3-Dichloropropene	--	--	UG/L	0.2 U	0.2 U	0.2 U	0.2 U	0.2 U	0.2 U
Trichloroethylene (TCE)	5	--	UG/L	0.78 J	0.41 J	1.4	1.9	2.4	
Trichlorofluoromethane	5	--	UG/L	0.2 U	0.2 U	0.2 U	0.2 U	0.2 U	0.2 U
Vinyl Chloride	2	--	UG/L	0.32 U	0.32 U	0.32 U	0.32 U	0.39 J	

Table 11. Summary of Volatile Organic Compounds in Groundwater, 1000 Turk Hill Road, Fairport, Monroe County, New York

				Sample Designation:	MW-27S	MW-28S	MW-28S	MW-28S	MW-28S
				Sample Date:	11/08/2017	03/09/2017	05/15/2017	08/08/2017	11/07/2017
				Sample Depth (ft bgs)	5.33 - 14.2	6.98 - 14.46	4.13 - 14.46	6.75 - 14.98	5.09 - 14.46
				Normal or Field Duplicate:	N	N	N	N	N
				Test Type:	INITIAL	INITIAL	INITIAL	INITIAL	INITIAL
Parameter	NYSDEC Ambient Water-Quality Standards	NYSDEC Ambient Water-Quality Guidance Values	Unit						
1,1,1-Trichloroethane (TCA)	5	--	UG/L	0.36 U	0.36 U	0.36 U	0.36 U	0.36 U	0.36 U
1,1,2,2-Tetrachloroethane	5	--	UG/L	0.25 U	0.25 U	0.25 U	0.25 U	0.25 U	0.25 U
1,1,2-Trichloroethane	1	--	UG/L	0.34 U	0.34 U	0.34 U	0.34 U	0.34 U	0.34 U
1,1-Dichloroethane	5	--	UG/L	0.2 U	0.2 U	0.2 U	0.2 U	0.2 U	0.2 U
1,1-Dichloroethene	5	--	UG/L	0.57 U	0.57 U	0.57 U	0.57 U	0.57 U	0.57 U
1,2,3-Trichlorobenzene	5	--	UG/L	0.82 U	0.82 U	0.82 U	0.82 U	0.82 U	0.82 U
1,2,4-Trichlorobenzene	5	--	UG/L	0.23 U	0.23 U	0.23 U	0.23 U	0.23 U	0.23 U
1,2-Dibromo-3-Chloropropane	0.04	--	UG/L	0.74 U	0.74 U	0.74 U	0.74 U	0.74 U	0.74 U
1,2-Dibromoethane (Ethylene Dibromide)	--	--	UG/L	0.24 U	0.24 U	0.24 U	0.24 U	0.24 U	0.24 U
1,2-Dichlorobenzene	3	--	UG/L	0.21 U	0.21 U	0.21 U	0.21 U	0.21 U	0.21 U
1,2-Dichloroethane	0.6	--	UG/L	0.36 U	0.36 U	0.36 U	0.36 U	0.36 U	0.36 U
1,2-Dichloropropane	1	--	UG/L	0.2 U	0.2 U	0.2 U	0.2 U	0.2 U	0.2 U
1,3-Dichlorobenzene	3	--	UG/L	0.2 U	0.2 U	0.2 U	0.2 U	0.2 U	0.2 U
1,4-Dichlorobenzene	3	--	UG/L	0.2 U	0.2 U	0.2 U	0.2 U	0.2 U	0.2 U
1,4-Dioxane (P-Dioxane)	--	--	UG/L	NA	NA	NA	NA	NA	NA
2-Hexanone	--	50	UG/L	1.7 U	1.7 U	1.7 U	1.7 U	1.7 U	1.7 U
Acetone	--	50	UG/L	1.4 J	1.3 J	1.7 J	3.4 U	1.3 U	1.3 U
Benzene	1	--	UG/L	0.2 U	0.2 U	0.2 U	0.2 U	0.2 U	0.2 U
Bromochloromethane	5	--	UG/L	0.32 U	0.32 U	0.32 U	0.32 U	0.32 U	0.32 U
Bromodichloromethane	--	50	UG/L	0.32 U	0.32 U	0.32 U	0.32 U	0.32 U	0.32 U
Bromoform	--	50	UG/L	0.42 U	0.42 U	0.42 U	0.42 U	0.42 U	0.42 U
Bromomethane	5	--	UG/L	0.29 U	0.29 U	0.29 U	0.29 U	0.29 U	0.29 U
Carbon Disulfide	--	60	UG/L	0.22 U	0.22 U	0.22 U	0.22 U	0.22 U	0.22 U
Carbon Tetrachloride	5	--	UG/L	0.45 U	0.45 U	0.45 U	0.45 U	0.45 U	0.45 U
Chlorobenzene	5	--	UG/L	0.29 U	0.29 U	0.29 U	0.29 U	0.29 U	0.29 U
Chloroethane	5	--	UG/L	0.24 U	0.24 U	0.24 U	0.24 U	0.24 U	0.24 U
Chloroform	7	--	UG/L	0.25 U	0.25 U	0.25 U	0.25 U	0.25 U	0.25 U

Table 11. Summary of Volatile Organic Compounds in Groundwater, 1000 Turk Hill Road, Fairport, Monroe County, New York

				Sample Designation:	MW-27S	MW-28S	MW-28S	MW-28S	MW-28S
				Sample Date:	11/08/2017	03/09/2017	05/15/2017	08/08/2017	11/07/2017
				Sample Depth (ft bgs)	5.33 - 14.2	6.98 - 14.46	4.13 - 14.46	6.75 - 14.98	5.09 - 14.46
				Normal or Field Duplicate:	N	N	N	N	N
				Test Type:	INITIAL	INITIAL	INITIAL	INITIAL	INITIAL
Parameter	NYSDEC Ambient Water-Quality Standards	NYSDEC Ambient Water-Quality Guidance Values	Unit						
Chloromethane	--	--	UG/L	0.21 U	0.21 U	0.21 U	0.21 U	0.21 U	0.21 U
Cis-1,2-Dichloroethylene	5	--	UG/L	44	0.3 U	0.3 U	0.3 U	0.3 U	0.3 U
Cis-1,3-Dichloropropene	--	5	UG/L	0.24 U	0.24 U	0.24 U	0.24 U	0.24 U	0.24 U
Cyclohexane	--	--	UG/L	0.25 U	0.25 U	0.25 U	0.25 U	0.25 U	0.25 U
Dibromochloromethane	--	50	UG/L	0.31 U	0.31 U	0.31 U	0.31 U	0.31 U	0.31 U
Dichlorodifluoromethane	5	--	UG/L	0.46 U	0.46 U	0.46 U	0.46 U	0.46 U	0.46 U
Ethylbenzene	5	--	UG/L	0.2 U	0.2 U	0.2 U	0.2 U	0.2 U	0.2 U
Hexachlorobutadiene	0.5	--	UG/L	NA	NA	NA	NA	NA	NA
Isopropylbenzene (Cumene)	5	--	UG/L	0.2 U	0.2 U	0.2 U	0.2 U	0.2 U	0.2 U
M,P-Xylene (Sum Of Isomers)	5	--	UG/L	0.33 U	0.33 U	0.33 U	0.33 U	0.33 U	0.33 U
Methyl Acetate	--	--	UG/L	0.43 U	0.43 U	0.43 U	0.43 U	0.43 U	0.43 U
Methyl Ethyl Ketone (2-Butanone)	--	50	UG/L	0.81 U	0.81 U	0.81 U	0.81 U	0.81 U	0.81 U
Methyl Isobutyl Ketone (4-Methyl-2-Pentanone)	--	--	UG/L	0.67 U	0.67 U	0.67 U	0.67 U	0.67 U	0.67 U
Methylcyclohexane	--	--	UG/L	0.27 U	0.27 U	0.27 U	0.27 U	0.27 U	0.27 U
Methylene Chloride	5	--	UG/L	0.6 U	0.71 U	0.6 U	0.6 U	0.6 U	0.6 U
O-Xylene (1,2-Dimethylbenzene)	5	--	UG/L	0.2 U	0.2 U	0.2 U	0.2 U	0.2 U	0.2 U
Styrene	5	--	UG/L	0.2 U	0.2 U	0.2 U	0.2 U	0.2 U	0.2 U
Tert-Butyl Methyl Ether	--	10	UG/L	0.29 U	0.29 U	0.29 U	0.29 U	0.29 U	0.29 U
Tetrachloroethylene (PCE)	5	--	UG/L	0.3 U	0.3 U	0.3 U	0.3 U	0.3 U	0.3 U
Toluene	5	--	UG/L	0.2 U	0.2 U	0.2 U	0.2 U	0.2 U	0.2 U
Trans-1,2-Dichloroethene	5	--	UG/L	0.33 U	0.33 U	0.33 U	0.33 U	0.33 U	0.33 U
Trans-1,3-Dichloropropene	--	--	UG/L	0.2 U	0.2 U	0.2 U	0.2 U	0.2 U	0.2 U
Trichloroethylene (TCE)	5	--	UG/L	0.94 J	0.22 U	0.22 U	0.22 U	0.22 U	0.22 U
Trichlorofluoromethane	5	--	UG/L	0.2 U	0.2 U	0.2 U	0.2 U	0.2 U	0.2 U
Vinyl Chloride	2	--	UG/L	8.6	0.32 U	0.32 U	0.32 U	0.32 U	0.32 U

Table 11. Summary of Volatile Organic Compounds in Groundwater, 1000 Turk Hill Road, Fairport, Monroe County, New York

				Sample Designation:	MW-29S	MW-29S	MW-29S	MW-2D	MW-2D
				Sample Date:	05/17/2017	08/08/2017	11/07/2017	02/01/2016	02/01/2016
				Sample Depth (ft bgs)	8.55 - 14.2	9.23 - 14.25	8.74 - 14.26	13.88 - 28.7	13.88 - 28.7
				Normal or Field Duplicate:	N	N	N	N	FD
				Test Type:	INITIAL	INITIAL	INITIAL	INITIAL	DILUTION1
Parameter	NYSDEC Ambient Water-Quality Standards	NYSDEC Ambient Water-Quality Guidance Values	Unit						
1,1,1-Trichloroethane (TCA)	5	--	UG/L	0.36 U	0.36 U	0.36 U	1.8 U	1.8 U	
1,1,2,2-Tetrachloroethane	5	--	UG/L	0.25 U	0.25 U	0.25 U	1.3 U	1.3 U	
1,1,2-Trichloroethane	1	--	UG/L	0.34 U	0.34 U	0.34 U	1.8 U	1.8 U	
1,1-Dichloroethane	5	--	UG/L	0.2 U	0.2 U	0.2 U	1 U	1 U	
1,1-Dichloroethene	5	--	UG/L	0.57 U	0.57 U	0.57 U	2.9 U	2.9 U	
1,2,3-Trichlorobenzene	5	--	UG/L	0.82 U	0.82 U	0.82 U	4.1 U	4.1 U	
1,2,4-Trichlorobenzene	5	--	UG/L	0.23 U	0.23 U	0.23 U	1.2 U	1.2 U	
1,2-Dibromo-3-Chloropropane	0.04	--	UG/L	0.74 U	0.74 U	0.74 U	3.7 U	3.7 U	
1,2-Dibromoethane (Ethylene Dibromide)	--	--	UG/L	0.24 U	0.24 U	0.24 U	1.2 U	1.2 U	
1,2-Dichlorobenzene	3	--	UG/L	0.21 U	0.21 U	0.21 U	1.1 U	1.1 U	
1,2-Dichloroethane	0.6	--	UG/L	0.36 U	0.36 U	0.36 U	1.8 U	1.8 U	
1,2-Dichloropropane	1	--	UG/L	0.2 U	0.2 U	0.2 U	1 U	1 U	
1,3-Dichlorobenzene	3	--	UG/L	0.2 U	0.2 U	0.2 U	1 U	1 U	
1,4-Dichlorobenzene	3	--	UG/L	0.2 U	0.2 U	0.2 U	1 U	1 U	
1,4-Dioxane (P-Dioxane)	--	--	UG/L	NA	NA	NA	NA	100 U	
2-Hexanone	--	50	UG/L	1.7 U	1.7 U	1.7 U	8.3 U	8.3 U	
Acetone	--	50	UG/L	3.9 J	2.1 U	3.1 J	6.2 U	6.2 U	
Benzene	1	--	UG/L	0.2 U	0.2 U	0.2 U	1.4 J	1.6 DJ	
Bromochloromethane	5	--	UG/L	0.32 U	0.32 U	0.32 U	1.6 U	1.6 U	
Bromodichloromethane	--	50	UG/L	0.32 U	0.32 U	0.32 U	1.6 U	1.6 U	
Bromoform	--	50	UG/L	0.42 U	0.42 U	0.42 U	2.1 U	2.1 U	
Bromomethane	5	--	UG/L	0.29 U	0.29 U	0.29 U	1.5 U	1.5 U	
Carbon Disulfide	--	60	UG/L	0.22 U	0.22 U	0.22 U	1.1 U	1.1 U	
Carbon Tetrachloride	5	--	UG/L	0.45 U	0.45 U	0.45 U	2.3 U	2.3 U	
Chlorobenzene	5	--	UG/L	0.29 U	0.29 U	0.29 U	1.5 U	1.5 U	
Chloroethane	5	--	UG/L	0.24 U	0.24 U	0.24 U	1.2 U	1.2 U	
Chloroform	7	--	UG/L	0.25 U	0.25 U	0.25 U	1.3 U	1.3 U	

Table 11. Summary of Volatile Organic Compounds in Groundwater, 1000 Turk Hill Road, Fairport, Monroe County, New York

				Sample Designation:	MW-29S	MW-29S	MW-29S	MW-2D	MW-2D
				Sample Date:	05/17/2017	08/08/2017	11/07/2017	02/01/2016	02/01/2016
				Sample Depth (ft bgs)	8.55 - 14.2	9.23 - 14.25	8.74 - 14.26	13.88 - 28.7	13.88 - 28.7
				Normal or Field Duplicate:	N	N	N	N	FD
				Test Type:	INITIAL	INITIAL	INITIAL	INITIAL	DILUTION1
Parameter	NYSDEC Ambient Water-Quality Standards	NYSDEC Ambient Water-Quality Guidance Values	Unit						
Chloromethane	--	--	UG/L	0.21 U	0.21 U	0.21 U	1.1 U	1.1 U	
Cis-1,2-Dichloroethylene	5	--	UG/L	0.33 J	0.34 J	0.3 U	570	580 D	
Cis-1,3-Dichloropropene	--	5	UG/L	0.24 U	0.24 U	0.24 U	1.2 U	1.2 U	
Cyclohexane	--	--	UG/L	0.25 U	0.25 U	0.25 U	1.3 U	1.3 U	
Dibromochloromethane	--	50	UG/L	0.31 U	0.31 U	0.31 U	1.6 U	1.6 U	
Dichlorodifluoromethane	5	--	UG/L	0.46 U	0.46 U	0.46 U	2.4 U	2.4 U	
Ethylbenzene	5	--	UG/L	0.2 U	0.2 U	0.2 U	1 U	1 U	
Hexachlorobutadiene	0.5	--	UG/L	NA	NA	NA	1.3 U	NA	
Isopropylbenzene (Cumene)	5	--	UG/L	0.2 U	0.2 U	0.2 U	1 U	1 U	
M,P-Xylene (Sum Of Isomers)	5	--	UG/L	0.33 U	0.33 U	0.33 U	1.7 U	1.7 U	
Methyl Acetate	--	--	UG/L	0.43 U	0.43 U	0.43 U	2.2 U	2.2 U	
Methyl Ethyl Ketone (2-Butanone)	--	50	UG/L	0.81 U	0.81 U	0.81 U	4.1 U	4.1 U	
Methyl Isobutyl Ketone (4-Methyl-2-Pentanone)	--	--	UG/L	0.67 U	0.67 U	0.67 U	3.4 U	3.4 U	
Methylcyclohexane	--	--	UG/L	0.27 U	0.27 U	0.27 U	1.4 U	1.4 U	
Methylene Chloride	5	--	UG/L	0.6 U	0.6 U	0.6 U	3 U	3 U	
O-Xylene (1,2-Dimethylbenzene)	5	--	UG/L	0.2 U	0.2 U	0.2 U	1 U	1 U	
Styrene	5	--	UG/L	0.2 U	0.2 U	0.2 U	1 U	1 U	
Tert-Butyl Methyl Ether	--	10	UG/L	0.29 U	0.29 U	0.29 U	1.5 U	1.5 U	
Tetrachloroethylene (PCE)	5	--	UG/L	0.3 U	0.3 U	0.3 U	1.5 U	1.5 U	
Toluene	5	--	UG/L	0.2 U	0.2 U	0.2 U	1 U	1 U	
Trans-1,2-Dichloroethene	5	--	UG/L	0.33 U	0.33 U	0.33 U	5.9	6.4 D	
Trans-1,3-Dichloropropene	--	--	UG/L	0.2 U	0.2 U	0.2 U	1 U	1 U	
Trichloroethylene (TCE)	5	--	UG/L	0.77 J	0.71 J	0.46 J	24	26 D	
Trichlorofluoromethane	5	--	UG/L	0.2 U	0.2 U	0.2 U	1 U	1 U	
Vinyl Chloride	2	--	UG/L	0.32 U	0.32 U	0.32 U	2.4 J	2 DJ	

Table 11. Summary of Volatile Organic Compounds in Groundwater, 1000 Turk Hill Road, Fairport, Monroe County, New York

				Sample Designation:	MW-2D	MW-2D	MW-2D	MW-2D
				Sample Date:	02/01/2016	02/06/2017	02/08/2017	03/08/2018
				Sample Depth (ft bgs)	13.88 - 28.7	16.48 - 28.7	16.48 - 28.7	14.83 - 28.72
				Normal or Field Duplicate:	FD	N	FD	N
				Test Type:	INITIAL	INITIAL	INITIAL	INITIAL
Parameter	NYSDEC Ambient Water-Quality Standards	NYSDEC Ambient Water-Quality Guidance Values	Unit					
1,1,1-Trichloroethane (TCA)	5	--	UG/L	0.9 U	0.36 U	0.36 U	0.36 U	0.36 U
1,1,2,2-Tetrachloroethane	5	--	UG/L	0.63 U	0.25 U	0.25 U	0.25 U	0.25 U
1,1,2-Trichloroethane	1	--	UG/L	0.86 U	0.34 U	0.34 U	0.34 U	0.34 U
1,1-Dichloroethane	5	--	UG/L	0.5 U	0.2 U	0.2 U	0.2 U	0.2 U
1,1-Dichloroethene	5	--	UG/L	1.7 J	1.1	1.3	0.57 U	0.57 U
1,2,3-Trichlorobenzene	5	--	UG/L	2.1 U	0.82 U	0.82 U	0.82 U	0.82 U
1,2,4-Trichlorobenzene	5	--	UG/L	0.58 U	0.23 U	0.23 U	0.23 U	0.23 U
1,2-Dibromo-3-Chloropropane	0.04	--	UG/L	1.9 U	0.74 U	0.74 U	0.74 U	0.74 U
1,2-Dibromoethane (Ethylene Dibromide)	--	--	UG/L	0.6 U	0.24 U	0.24 U	0.24 U	0.24 U
1,2-Dichlorobenzene	3	--	UG/L	0.53 U	0.21 U	0.21 U	0.21 U	0.21 U
1,2-Dichloroethane	0.6	--	UG/L	0.9 U	0.36 U	0.36 U	0.36 U	0.36 U
1,2-Dichloropropane	1	--	UG/L	0.5 U	0.2 U	0.2 U	0.2 U	0.2 U
1,3-Dichlorobenzene	3	--	UG/L	0.5 U	0.2 U	0.2 U	0.2 U	0.2 U
1,4-Dichlorobenzene	3	--	UG/L	0.5 U	0.2 U	0.2 U	0.2 U	0.2 U
1,4-Dioxane (P-Dioxane)	--	--	UG/L	NA	NA	NA	NA	NA
2-Hexanone	--	50	UG/L	4.2 U	1.7 U	1.7 U	1.7 U	1.7 U
Acetone	--	50	UG/L	3.1 U	1.3 U	1.3 U	1.3 U	1.3 U
Benzene	1	--	UG/L	1.4 J	0.2 U	0.2 U	0.2 U	0.2 U
Bromochloromethane	5	--	UG/L	0.8 U	0.32 U	0.32 U	0.32 U	0.32 U
Bromodichloromethane	--	50	UG/L	0.8 U	0.32 U	0.32 U	0.32 U	0.32 U
Bromoform	--	50	UG/L	1.1 U	0.42 U	0.42 U	0.42 U	0.42 U
Bromomethane	5	--	UG/L	0.73 U	0.29 U	0.29 U	0.29 U	0.29 U
Carbon Disulfide	--	60	UG/L	0.55 U	0.22 U	0.22 U	0.22 U	0.22 U
Carbon Tetrachloride	5	--	UG/L	1.2 U	0.45 U	0.45 U	0.45 U	0.45 U
Chlorobenzene	5	--	UG/L	0.73 U	0.29 U	0.29 U	0.29 U	0.29 U
Chloroethane	5	--	UG/L	0.6 U	0.24 U	0.24 U	0.24 U	0.24 U
Chloroform	7	--	UG/L	0.63 U	0.31 J	0.25 J	0.25 U	0.25 U

Table 11. Summary of Volatile Organic Compounds in Groundwater, 1000 Turk Hill Road, Fairport, Monroe County, New York

				Sample Designation:	MW-2D	MW-2D	MW-2D	MW-2D
				Sample Date:	02/01/2016	02/06/2017	02/08/2017	03/08/2018
				Sample Depth (ft bgs)	13.88 - 28.7	16.48 - 28.7	16.48 - 28.7	14.83 - 28.72
				Normal or Field Duplicate:	FD	N	FD	N
				Test Type:	INITIAL	INITIAL	INITIAL	INITIAL
Parameter	NYSDEC Ambient Water-Quality Standards	NYSDEC Ambient Water-Quality Guidance Values	Unit					
Chloromethane	--	--	UG/L	0.53 U	0.21 U	0.21 U	0.21 U	0.21 U
Cis-1,2-Dichloroethylene	5	--	UG/L	580	410 D	460 D	11	
Cis-1,3-Dichloropropene	--	5	UG/L	0.6 U	0.24 U	0.24 U	0.24 U	0.24 U
Cyclohexane	--	--	UG/L	0.63 U	0.25 U	0.25 U	0.25 U	0.25 U
Dibromochloromethane	--	50	UG/L	0.78 U	0.31 U	0.31 U	0.31 U	0.31 U
Dichlorodifluoromethane	5	--	UG/L	1.2 U	0.46 U	0.46 U	0.46 U	0.46 U
Ethylbenzene	5	--	UG/L	0.5 U	0.2 U	0.2 U	0.2 U	0.2 U
Hexachlorobutadiene	0.5	--	UG/L	1.3 U	NA	NA	NA	NA
Isopropylbenzene (Cumene)	5	--	UG/L	0.5 U	0.2 U	0.2 U	0.2 U	0.2 U
M,P-Xylene (Sum Of Isomers)	5	--	UG/L	0.83 U	0.33 U	0.33 U	0.33 U	0.33 U
Methyl Acetate	--	--	UG/L	1.1 U	0.43 U	0.43 U	0.43 U	0.43 U
Methyl Ethyl Ketone (2-Butanone)	--	50	UG/L	2.1 U	0.81 U	0.81 U	0.81 U	0.81 U
Methyl Isobutyl Ketone (4-Methyl-2-Pentanone)	--	--	UG/L	1.7 U	0.67 U	0.67 U	0.67 U	0.67 U
Methylcyclohexane	--	--	UG/L	0.68 U	0.27 U	0.27 U	0.27 U	0.27 U
Methylene Chloride	5	--	UG/L	1.5 U	0.6 U	0.6 U	0.6 U	0.6 U
O-Xylene (1,2-Dimethylbenzene)	5	--	UG/L	0.5 U	0.2 U	0.2 U	0.2 U	0.2 U
Styrene	5	--	UG/L	0.5 U	0.2 U	0.2 U	0.2 U	0.2 U
Tert-Butyl Methyl Ether	--	10	UG/L	0.73 U	0.29 U	0.29 U	0.29 U	0.29 U
Tetrachloroethylene (PCE)	5	--	UG/L	0.75 U	0.3 U	0.3 U	0.3 U	0.3 U
Toluene	5	--	UG/L	0.5 U	0.2 U	0.2 U	0.2 U	0.2 U
Trans-1,2-Dichloroethene	5	--	UG/L	9.9	12	14		0.33 U
Trans-1,3-Dichloropropene	--	--	UG/L	0.5 U	0.2 U	0.2 U	0.2 U	0.2 U
Trichloroethylene (TCE)	5	--	UG/L	26	45	44		45
Trichlorofluoromethane	5	--	UG/L	0.5 U	0.2 U	0.2 U	0.2 U	0.2 U
Vinyl Chloride	2	--	UG/L	2.2 J	2	2.2		0.32 U

Table 11. Summary of Volatile Organic Compounds in Groundwater, 1000 Turk Hill Road, Fairport, Monroe County, New York

				Sample Designation:	MW-2D	MW-2D	MW-2D	MW-2D	MW-2D
				Sample Date:	05/10/2016	05/18/2017	08/10/2017	08/11/2016	11/08/2017
				Sample Depth (ft bgs)	7.43 - 28.75	7.54 - 28.72	7.28 - 28.73	7.11 - 21.36	6.7 - 28.67
				Normal or Field Duplicate:	N	N	N	N	N
				Test Type:	INITIAL	INITIAL	INITIAL	INITIAL	INITIAL
Parameter	NYSDEC Ambient Water-Quality Standards	NYSDEC Ambient Water-Quality Guidance Values	Unit						
1,1,1-Trichloroethane (TCA)	5	--	UG/L	0.36 U	0.9 U	0.36 U	0.36 U	0.36 U	
1,1,2,2-Tetrachloroethane	5	--	UG/L	0.25 U	0.63 U	0.25 U	0.25 U	0.25 U	
1,1,2-Trichloroethane	1	--	UG/L	0.34 U	0.85 U	0.34 U	0.34 U	0.34 U	
1,1-Dichloroethane	5	--	UG/L	0.2 U	0.5 U	0.2 U	0.2 U	0.2 U	
1,1-Dichloroethene	5	--	UG/L	0.57 U	1.5 U	0.57 U	0.57 U	0.57 U	
1,2,3-Trichlorobenzene	5	--	UG/L	0.82 U	2.1 U	0.82 U	0.82 U	0.82 U	
1,2,4-Trichlorobenzene	5	--	UG/L	0.23 U	0.58 U	0.23 U	0.23 U	0.23 U	
1,2-Dibromo-3-Chloropropane	0.04	--	UG/L	0.74 U	1.9 U	0.74 U	0.74 U	0.74 U	
1,2-Dibromoethane (Ethylene Dibromide)	--	--	UG/L	0.24 U	0.6 U	0.24 U	0.24 U	0.24 U	
1,2-Dichlorobenzene	3	--	UG/L	0.21 U	0.53 U	0.21 U	0.21 U	0.21 U	
1,2-Dichloroethane	0.6	--	UG/L	0.36 U	0.9 U	0.36 U	0.36 U	0.36 U	
1,2-Dichloropropane	1	--	UG/L	0.2 U	0.5 U	0.2 U	0.2 U	0.2 U	
1,3-Dichlorobenzene	3	--	UG/L	0.2 U	0.5 U	0.2 U	0.2 U	0.2 U	
1,4-Dichlorobenzene	3	--	UG/L	0.2 U	0.5 U	0.2 U	0.2 U	0.2 U	
1,4-Dioxane (P-Dioxane)	--	--	UG/L	NA	NA	NA	NA	NA	
2-Hexanone	--	50	UG/L	1.7 U	4.2 U	1.7 U	1.7 U	1.7 U	
Acetone	--	50	UG/L	1.3 U	4.4 J	4.3 U	1.3 U	1.4 J	
Benzene	1	--	UG/L	0.2 U	0.5 U	0.2 U	0.2 U	0.2 U	
Bromochloromethane	5	--	UG/L	0.32 U	0.8 U	0.32 U	0.32 U	0.32 U	
Bromodichloromethane	--	50	UG/L	0.32 U	0.8 U	0.32 U	0.32 U	0.32 U	
Bromoform	--	50	UG/L	0.42 U	1.1 U	0.42 U	0.42 U	0.42 U	
Bromomethane	5	--	UG/L	0.29 UJ	0.73 U	0.29 UJ	0.29 U	0.29 U	
Carbon Disulfide	--	60	UG/L	0.22 U	0.55 U	0.22 U	0.22 U	0.22 U	
Carbon Tetrachloride	5	--	UG/L	0.45 UJ	1.2 U	0.45 U	0.45 U	0.45 U	
Chlorobenzene	5	--	UG/L	0.29 U	0.73 U	0.29 U	0.29 U	0.29 U	
Chloroethane	5	--	UG/L	0.24 U	0.6 U	0.24 U	0.24 U	0.24 U	
Chloroform	7	--	UG/L	0.25 U	0.63 U	0.25 U	0.25 U	0.25 U	

Table 11. Summary of Volatile Organic Compounds in Groundwater, 1000 Turk Hill Road, Fairport, Monroe County, New York

				Sample Designation:	MW-2D	MW-2D	MW-2D	MW-2D	MW-2D
				Sample Date:	05/10/2016	05/18/2017	08/10/2017	08/11/2016	11/08/2017
				Sample Depth (ft bgs)	7.43 - 28.75	7.54 - 28.72	7.28 - 28.73	7.11 - 21.36	6.7 - 28.67
				Normal or Field Duplicate:	N	N	N	N	N
				Test Type:	INITIAL	INITIAL	INITIAL	INITIAL	INITIAL
Parameter	NYSDEC Ambient Water-Quality Standards	NYSDEC Ambient Water-Quality Guidance Values	Unit						
Chloromethane	--	--	UG/L	0.21 U	0.53 U	0.21 U	0.21 U	0.21 U	
Cis-1,2-Dichloroethylene	5	--	UG/L	30	380	190	54	90	
Cis-1,3-Dichloropropene	--	5	UG/L	0.24 U	0.6 U	0.24 U	0.24 U	0.24 U	
Cyclohexane	--	--	UG/L	0.25 U	0.63 U	0.25 U	0.25 U	0.25 U	
Dibromochloromethane	--	50	UG/L	0.31 U	0.78 U	0.31 U	0.31 U	0.31 U	
Dichlorodifluoromethane	5	--	UG/L	0.46 U	1.2 U	0.46 U	0.46 U	0.46 U	
Ethylbenzene	5	--	UG/L	0.2 U	0.5 U	0.2 U	0.2 U	0.2 U	
Hexachlorobutadiene	0.5	--	UG/L	1.3 U	NA	NA	NA	NA	
Isopropylbenzene (Cumene)	5	--	UG/L	0.2 U	0.5 U	0.2 U	0.2 U	0.2 U	
M,P-Xylene (Sum Of Isomers)	5	--	UG/L	0.33 U	0.83 U	0.33 U	0.33 U	0.33 U	
Methyl Acetate	--	--	UG/L	0.43 U	1.1 U	0.43 U	0.43 U	0.43 U	
Methyl Ethyl Ketone (2-Butanone)	--	50	UG/L	0.81 U	2.1 U	0.81 U	0.81 U	0.81 U	
Methyl Isobutyl Ketone (4-Methyl-2-Pentanone)	--	--	UG/L	0.67 U	1.7 U	0.67 U	0.67 U	0.67 U	
Methylcyclohexane	--	--	UG/L	0.27 U	0.68 U	0.27 U	0.27 U	0.27 U	
Methylene Chloride	5	--	UG/L	0.6 U	1.5 U	0.6 U	0.6 U	0.6 U	
O-Xylene (1,2-Dimethylbenzene)	5	--	UG/L	0.2 U	0.5 U	0.2 U	0.2 U	0.2 U	
Styrene	5	--	UG/L	0.2 U	0.5 U	0.2 U	0.2 U	0.2 U	
Tert-Butyl Methyl Ether	--	10	UG/L	0.29 U	0.73 U	0.29 U	0.29 U	0.29 U	
Tetrachloroethylene (PCE)	5	--	UG/L	0.3 U	0.75 U	0.3 U	0.3 U	0.3 U	
Toluene	5	--	UG/L	0.2 U	0.5 U	0.2 U	0.2 U	0.2 U	
Trans-1,2-Dichloroethene	5	--	UG/L	0.38 J	1.4 J	0.99 J	1.7	1.3	
Trans-1,3-Dichloropropene	--	--	UG/L	0.2 U	0.5 U	0.2 U	0.2 U	0.2 U	
Trichloroethylene (TCE)	5	--	UG/L	15	64	44	30	38	
Trichlorofluoromethane	5	--	UG/L	0.2 U	0.5 U	0.2 U	0.2 U	0.2 U	
Vinyl Chloride	2	--	UG/L	0.32 U	0.8 U	0.32 U	0.69 J	0.32 U	

Table 11. Summary of Volatile Organic Compounds in Groundwater, 1000 Turk Hill Road, Fairport, Monroe County, New York

				Sample Designation:	MW-2D	MW-2M	MW-2M	MW-2M
				Sample Date:	11/10/2016	02/01/2016	02/06/2017	03/07/2018
				Sample Depth (ft bgs)	7.57 - 28.72	13.75 - 19.6	16.36 - 19.61	14.72 - 19.4
				Normal or Field Duplicate:	N	N	N	N
				Test Type:	INITIAL	INITIAL	INITIAL	DILUTION1
Parameter	NYSDEC Ambient Water-Quality Standards	NYSDEC Ambient Water-Quality Guidance Values	Unit					
1,1,1-Trichloroethane (TCA)	5	--	UG/L	0.36 U	0.36 U	0.36 U	NA	
1,1,2,2-Tetrachloroethane	5	--	UG/L	0.25 U	0.25 U	0.25 U	NA	
1,1,2-Trichloroethane	1	--	UG/L	0.34 U	0.34 U	0.34 U	NA	
1,1-Dichloroethane	5	--	UG/L	0.2 U	0.2 U	0.2 U	NA	
1,1-Dichloroethene	5	--	UG/L	0.57 U	0.57 U	0.57 U	NA	
1,2,3-Trichlorobenzene	5	--	UG/L	0.82 U	0.82 U	0.82 U	NA	
1,2,4-Trichlorobenzene	5	--	UG/L	0.23 U	0.23 U	0.23 U	NA	
1,2-Dibromo-3-Chloropropane	0.04	--	UG/L	0.74 U	0.74 U	0.74 U	NA	
1,2-Dibromoethane (Ethylene Dibromide)	--	--	UG/L	0.24 U	0.24 U	0.24 U	NA	
1,2-Dichlorobenzene	3	--	UG/L	0.21 U	0.21 U	0.21 U	NA	
1,2-Dichloroethane	0.6	--	UG/L	0.36 U	0.36 U	0.36 U	NA	
1,2-Dichloropropane	1	--	UG/L	0.2 U	0.2 U	0.2 U	NA	
1,3-Dichlorobenzene	3	--	UG/L	0.2 U	0.2 U	0.2 U	NA	
1,4-Dichlorobenzene	3	--	UG/L	0.2 U	0.2 U	0.2 U	NA	
1,4-Dioxane (P-Dioxane)	--	--	UG/L	NA	NA	NA	NA	
2-Hexanone	--	50	UG/L	1.7 U	1.7 U	1.7 U	NA	
Acetone	--	50	UG/L	1.3 U	1.3 U	1.3 U	NA	
Benzene	1	--	UG/L	0.2 U	0.2 U	0.2 U	NA	
Bromochloromethane	5	--	UG/L	0.32 U	0.32 U	0.32 U	NA	
Bromodichloromethane	--	50	UG/L	0.32 U	0.32 U	0.32 U	NA	
Bromoform	--	50	UG/L	0.42 U	0.42 U	0.42 U	NA	
Bromomethane	5	--	UG/L	0.29 U	0.29 U	0.29 U	NA	
Carbon Disulfide	--	60	UG/L	0.22 U	0.22 U	0.22 U	NA	
Carbon Tetrachloride	5	--	UG/L	0.45 U	0.45 U	0.45 U	NA	
Chlorobenzene	5	--	UG/L	0.29 U	0.29 U	0.29 U	NA	
Chloroethane	5	--	UG/L	0.24 U	0.24 U	0.24 U	NA	
Chloroform	7	--	UG/L	0.25 U	0.55 J	0.71 J	NA	

Table 11. Summary of Volatile Organic Compounds in Groundwater, 1000 Turk Hill Road, Fairport, Monroe County, New York

				Sample Designation:	MW-2D	MW-2M	MW-2M	MW-2M
				Sample Date:	11/10/2016	02/01/2016	02/06/2017	03/07/2018
				Sample Depth (ft bgs)	7.57 - 28.72	13.75 - 19.6	16.36 - 19.61	14.72 - 19.4
				Normal or Field Duplicate:	N	N	N	N
				Test Type:	INITIAL	INITIAL	INITIAL	DILUTION1
Parameter	NYSDEC Ambient Water-Quality Standards	NYSDEC Ambient Water-Quality Guidance Values	Unit					
Chloromethane	--	--	UG/L	0.21 U	0.21 U	0.42 J	NA	
Cis-1,2-Dichloroethylene	5	--	UG/L	84	39	30	NA	
Cis-1,3-Dichloropropene	--	5	UG/L	0.24 U	0.24 U	0.24 U	NA	
Cyclohexane	--	--	UG/L	0.25 U	0.25 U	0.25 U	NA	
Dibromochloromethane	--	50	UG/L	0.31 U	0.31 U	0.31 U	NA	
Dichlorodifluoromethane	5	--	UG/L	0.46 U	0.46 U	0.46 U	NA	
Ethylbenzene	5	--	UG/L	0.2 U	0.2 U	0.2 U	NA	
Hexachlorobutadiene	0.5	--	UG/L	NA	1.3 U	NA	NA	
Isopropylbenzene (Cumene)	5	--	UG/L	0.2 U	0.2 U	0.2 U	NA	
M,P-Xylene (Sum Of Isomers)	5	--	UG/L	0.33 U	0.33 U	0.33 U	NA	
Methyl Acetate	--	--	UG/L	0.43 U	0.43 U	0.43 U	NA	
Methyl Ethyl Ketone (2-Butanone)	--	50	UG/L	0.81 U	0.81 U	0.81 U	NA	
Methyl Isobutyl Ketone (4-Methyl-2-Pentanone)	--	--	UG/L	0.67 U	0.67 U	0.67 U	NA	
Methylcyclohexane	--	--	UG/L	0.27 U	0.27 U	0.27 U	NA	
Methylene Chloride	5	--	UG/L	0.6 U	0.6 U	0.6 U	NA	
O-Xylene (1,2-Dimethylbenzene)	5	--	UG/L	0.2 U	0.2 U	0.2 U	NA	
Styrene	5	--	UG/L	0.2 U	0.2 U	0.2 U	NA	
Tert-Butyl Methyl Ether	--	10	UG/L	0.29 U	0.29 U	0.29 U	NA	
Tetrachloroethylene (PCE)	5	--	UG/L	0.3 U	0.3 U	0.3 U	NA	
Toluene	5	--	UG/L	0.2 U	0.2 U	0.2 U	NA	
Trans-1,2-Dichloroethene	5	--	UG/L	3	0.55 J	0.7 J	NA	
Trans-1,3-Dichloropropene	--	--	UG/L	0.2 U	0.2 U	0.2 U	NA	
Trichloroethylene (TCE)	5	--	UG/L	35	170	74	710	
Trichlorofluoromethane	5	--	UG/L	0.2 U	0.2 U	0.2 U	NA	
Vinyl Chloride	2	--	UG/L	1.4	0.32 U	0.32 U	NA	

Table 11. Summary of Volatile Organic Compounds in Groundwater, 1000 Turk Hill Road, Fairport, Monroe County, New York

				Sample Designation:	MW-2M	MW-2M	MW-2M	MW-2M	MW-2M
				Sample Date:	03/07/2018	05/10/2016	05/10/2016	05/19/2017	08/10/2017
				Sample Depth (ft bgs)	14.72 - 19.4	7.23 - 19.61	7.23 - 19.61	7.34 - 19.61	7.16 - 19.6
				Normal or Field Duplicate:	N	N	FD	N	N
				Test Type:	INITIAL	INITIAL	INITIAL	INITIAL	INITIAL
Parameter	NYSDEC Ambient Water-Quality Standards	NYSDEC Ambient Water-Quality Guidance Values	Unit						
1,1,1-Trichloroethane (TCA)	5	--	UG/L	0.36 U	0.36 U	0.36 U	0.36 U	0.36 U	0.36 U
1,1,2,2-Tetrachloroethane	5	--	UG/L	0.25 U	0.25 U	0.25 U	0.25 U	0.25 U	0.25 U
1,1,2-Trichloroethane	1	--	UG/L	0.34 U	0.34 U	0.34 U	0.34 U	0.34 U	0.34 U
1,1-Dichloroethane	5	--	UG/L	0.2 U	0.2 U	0.2 U	0.2 U	0.2 U	0.2 U
1,1-Dichloroethene	5	--	UG/L	0.57 U	0.57 U	0.57 U	0.57 U	0.57 U	0.57 U
1,2,3-Trichlorobenzene	5	--	UG/L	0.82 U	0.82 U	0.82 U	0.82 U	0.82 U	0.82 U
1,2,4-Trichlorobenzene	5	--	UG/L	0.23 U	0.23 U	0.3 J	0.23 U	0.23 U	0.23 U
1,2-Dibromo-3-Chloropropane	0.04	--	UG/L	0.74 U	0.74 U	0.74 U	0.74 U	0.74 U	0.74 U
1,2-Dibromoethane (Ethylene Dibromide)	--	--	UG/L	0.24 U	0.24 U	0.24 U	0.24 U	0.24 U	0.24 U
1,2-Dichlorobenzene	3	--	UG/L	0.21 U	0.21 U	0.21 U	0.21 U	0.21 U	0.21 U
1,2-Dichloroethane	0.6	--	UG/L	0.36 U	0.36 U	0.36 U	0.36 U	0.36 U	0.36 U
1,2-Dichloropropane	1	--	UG/L	0.2 U	0.2 U	0.2 U	0.2 U	0.2 U	0.2 U
1,3-Dichlorobenzene	3	--	UG/L	0.2 U	0.2 U	0.2 U	0.2 U	0.2 U	0.2 U
1,4-Dichlorobenzene	3	--	UG/L	0.2 U	0.2 U	0.25 J	0.2 U	0.2 U	0.2 U
1,4-Dioxane (P-Dioxane)	--	--	UG/L	NA	NA	NA	NA	NA	NA
2-Hexanone	--	50	UG/L	1.7 U	1.7 U	1.7 U	1.7 U	1.7 U	1.7 U
Acetone	--	50	UG/L	1.3 U	1.6 J	1.3 U	1.9 J	1.7 U	1.7 U
Benzene	1	--	UG/L	0.2 U	0.2 U	0.2 U	0.2 U	0.2 U	0.2 U
Bromochloromethane	5	--	UG/L	0.32 U	0.32 U	0.32 U	0.32 U	0.32 U	0.32 U
Bromodichloromethane	--	50	UG/L	0.32 U	0.32 U	0.32 U	0.32 U	0.32 U	0.32 U
Bromoform	--	50	UG/L	0.42 U	0.42 U	0.42 U	0.42 U	0.42 U	0.42 U
Bromomethane	5	--	UG/L	0.29 U	0.29 UJ	0.29 UJ	0.29 U	0.29 U	0.29 U
Carbon Disulfide	--	60	UG/L	0.22 U	0.22 U	0.22 U	0.22 U	0.22 U	0.22 U
Carbon Tetrachloride	5	--	UG/L	0.45 U	0.45 UJ	0.45 UJ	0.45 U	0.45 U	0.45 U
Chlorobenzene	5	--	UG/L	0.29 U	0.29 U	0.29 U	0.29 U	0.29 U	0.29 U
Chloroethane	5	--	UG/L	0.24 U	0.24 U	0.24 U	0.24 U	0.24 U	0.24 U
Chloroform	7	--	UG/L	0.44 J	0.25 U	0.25 U	0.25 U	0.25 U	0.25 U

Table 11. Summary of Volatile Organic Compounds in Groundwater, 1000 Turk Hill Road, Fairport, Monroe County, New York

				Sample Designation:	MW-2M	MW-2M	MW-2M	MW-2M	MW-2M
				Sample Date:	03/07/2018	05/10/2016	05/10/2016	05/19/2017	08/10/2017
				Sample Depth (ft bgs)	14.72 - 19.4	7.23 - 19.61	7.23 - 19.61	7.34 - 19.61	7.16 - 19.6
				Normal or Field Duplicate:	N	N	FD	N	N
				Test Type:	INITIAL	INITIAL	INITIAL	INITIAL	INITIAL
Parameter	NYSDEC Ambient Water-Quality Standards	NYSDEC Ambient Water-Quality Guidance Values	Unit						
Chloromethane	--	--	UG/L	0.21 U	0.21 U	0.21 U	0.21 U	0.21 U	0.21 U
Cis-1,2-Dichloroethylene	5	--	UG/L	55	10	9.6	9.8	23	
Cis-1,3-Dichloropropene	--	5	UG/L	0.24 U	0.24 U	0.24 U	0.24 U	0.24 U	0.24 U
Cyclohexane	--	--	UG/L	0.25 U	0.25 U	0.25 U	0.25 U	0.25 U	0.25 U
Dibromochloromethane	--	50	UG/L	0.31 U	0.31 U	0.31 U	0.31 U	0.31 U	0.31 U
Dichlorodifluoromethane	5	--	UG/L	0.46 U	0.46 U	0.46 U	0.46 U	0.46 U	0.46 U
Ethylbenzene	5	--	UG/L	0.2 U	0.2 U	0.2 U	0.2 U	0.2 U	0.2 U
Hexachlorobutadiene	0.5	--	UG/L	NA	1.3 U	1.3 U	NA	NA	NA
Isopropylbenzene (Cumene)	5	--	UG/L	0.2 U	0.2 U	0.2 U	0.2 U	0.2 U	0.2 U
M,P-Xylene (Sum Of Isomers)	5	--	UG/L	0.33 U	0.33 U	0.33 U	0.33 U	0.33 U	0.33 U
Methyl Acetate	--	--	UG/L	0.43 U	0.43 U	0.43 U	0.43 U	0.43 U	0.43 U
Methyl Ethyl Ketone (2-Butanone)	--	50	UG/L	0.81 U	0.81 U	0.81 U	0.81 U	0.81 U	0.81 U
Methyl Isobutyl Ketone (4-Methyl-2-Pentanone)	--	--	UG/L	0.67 U	0.67 U	0.67 U	0.67 U	0.67 U	0.67 U
Methylcyclohexane	--	--	UG/L	0.27 U	0.27 U	0.27 U	0.27 U	0.27 U	0.27 U
Methylene Chloride	5	--	UG/L	0.6 U	0.6 U	0.6 U	0.6 U	0.6 U	0.6 U
O-Xylene (1,2-Dimethylbenzene)	5	--	UG/L	0.2 U	0.2 U	0.2 U	0.2 U	0.2 U	0.2 U
Styrene	5	--	UG/L	0.2 U	0.2 U	0.2 U	0.2 U	0.2 U	0.2 U
Tert-Butyl Methyl Ether	--	10	UG/L	0.29 U	0.29 U	0.29 U	0.29 U	0.29 U	0.29 U
Tetrachloroethylene (PCE)	5	--	UG/L	0.3 U	0.3 U	0.3 U	0.3 U	0.3 U	0.3 U
Toluene	5	--	UG/L	0.2 U	0.2 U	0.2 U	0.2 U	0.2 U	0.28 J
Trans-1,2-Dichloroethene	5	--	UG/L	0.85 J	0.38 J	0.33 U	0.4 J	0.74 J	
Trans-1,3-Dichloropropene	--	--	UG/L	0.2 U	0.2 U	0.2 U	0.2 U	0.2 U	0.2 U
Trichloroethylene (TCE)	5	--	UG/L	NA	47	46	31	82	
Trichlorofluoromethane	5	--	UG/L	0.2 U	0.2 U	0.2 U	0.2 U	0.2 U	0.2 U
Vinyl Chloride	2	--	UG/L	0.84 J	0.32 U	0.32 U	0.32 U	0.55 J	

Table 11. Summary of Volatile Organic Compounds in Groundwater, 1000 Turk Hill Road, Fairport, Monroe County, New York

				Sample Designation:	MW-2M	MW-2M	MW-2M	MW-2M	MW-2S
				Sample Date:	08/11/2016	11/10/2016	11/10/2016	11/10/2017	05/10/2016
				Sample Depth (ft bgs)	6.87 - 19.34	7.34 - 19.62	7.34 - 19.62	7.3 - 19.6	7.29 - 12.71
				Normal or Field Duplicate:	N	N	FD	N	N
				Test Type:	INITIAL	INITIAL	INITIAL	INITIAL	INITIAL
Parameter	NYSDEC Ambient Water-Quality Standards	NYSDEC Ambient Water-Quality Guidance Values	Unit						
1,1,1-Trichloroethane (TCA)	5	--	UG/L	0.36 U	0.36 U	0.36 U	0.36 U	0.36 U	0.36 U
1,1,2,2-Tetrachloroethane	5	--	UG/L	0.25 U	0.25 U	0.25 U	0.25 U	0.25 U	0.25 U
1,1,2-Trichloroethane	1	--	UG/L	0.34 U	0.34 U	0.34 U	0.34 U	0.34 U	0.34 U
1,1-Dichloroethane	5	--	UG/L	0.2 U	0.2 U	0.2 U	0.2 U	0.2 U	0.2 U
1,1-Dichloroethene	5	--	UG/L	0.57 U	0.57 U	0.57 U	0.57 U	0.57 U	0.57 U
1,2,3-Trichlorobenzene	5	--	UG/L	0.82 U	0.82 U	0.82 U	0.82 U	0.82 U	0.82 U
1,2,4-Trichlorobenzene	5	--	UG/L	0.23 U	0.23 U	0.23 U	0.23 U	0.23 U	0.23 U
1,2-Dibromo-3-Chloropropane	0.04	--	UG/L	0.74 U	0.74 U	0.74 U	0.74 U	0.74 U	0.74 U
1,2-Dibromoethane (Ethylene Dibromide)	--	--	UG/L	0.24 U	0.24 U	0.24 U	0.24 U	0.24 U	0.24 U
1,2-Dichlorobenzene	3	--	UG/L	0.21 U	0.21 U	0.21 U	0.21 U	0.21 U	0.21 U
1,2-Dichloroethane	0.6	--	UG/L	0.36 U	0.36 U	0.36 U	0.36 U	0.36 U	0.36 U
1,2-Dichloropropane	1	--	UG/L	0.2 U	0.2 U	0.2 U	0.2 U	0.2 U	0.2 U
1,3-Dichlorobenzene	3	--	UG/L	0.2 U	0.2 U	0.2 U	0.2 U	0.2 U	0.2 U
1,4-Dichlorobenzene	3	--	UG/L	0.2 U	0.2 U	0.2 U	0.2 U	0.2 U	0.2 U
1,4-Dioxane (P-Dioxane)	--	--	UG/L	NA	NA	NA	NA	NA	NA
2-Hexanone	--	50	UG/L	1.7 U	1.7 U	1.7 U	1.7 U	1.7 U	1.7 U
Acetone	--	50	UG/L	1.6 J	1.3 U	1.3 U	1.3 U	1.3 U	3.2 J
Benzene	1	--	UG/L	0.2 U	0.2 U	0.2 U	0.2 U	0.2 U	0.2 U
Bromochloromethane	5	--	UG/L	0.32 U	0.32 U	0.32 U	0.32 U	0.32 U	0.32 U
Bromodichloromethane	--	50	UG/L	0.32 U	0.32 U	0.32 U	0.32 U	0.32 U	0.32 U
Bromoform	--	50	UG/L	0.42 U	0.42 U	0.42 U	0.42 U	0.42 U	0.42 U
Bromomethane	5	--	UG/L	0.29 U	0.29 UJ	0.29 UJ	0.29 U	0.29 U	0.29 UJ
Carbon Disulfide	--	60	UG/L	0.22 U	0.22 U	0.22 U	0.22 U	0.22 U	0.22 U
Carbon Tetrachloride	5	--	UG/L	0.45 U	0.45 U	0.45 U	0.45 U	0.45 U	0.45 UJ
Chlorobenzene	5	--	UG/L	0.29 U	0.29 U	0.29 U	0.29 U	0.29 U	0.29 U
Chloroethane	5	--	UG/L	0.24 U	0.24 U	0.24 U	0.24 U	0.24 U	0.24 U
Chloroform	7	--	UG/L	0.25 U	0.25 U	0.25 U	0.25 U	0.25 U	0.25 U

Table 11. Summary of Volatile Organic Compounds in Groundwater, 1000 Turk Hill Road, Fairport, Monroe County, New York

				Sample Designation:	MW-2M	MW-2M	MW-2M	MW-2M	MW-2S
				Sample Date:	08/11/2016	11/10/2016	11/10/2016	11/10/2017	05/10/2016
				Sample Depth (ft bgs)	6.87 - 19.34	7.34 - 19.62	7.34 - 19.62	7.3 - 19.6	7.29 - 12.71
				Normal or Field Duplicate:	N	N	FD	N	N
				Test Type:	INITIAL	INITIAL	INITIAL	INITIAL	INITIAL
Parameter	NYSDEC Ambient Water-Quality Standards	NYSDEC Ambient Water-Quality Guidance Values	Unit						
Chloromethane	--	--	UG/L	0.21 U	0.21 U	0.21 U	0.21 U	0.21 U	0.21 U
Cis-1,2-Dichloroethylene	5	--	UG/L	29	44	44	50		1.9
Cis-1,3-Dichloropropene	--	5	UG/L	0.24 U	0.24 U	0.24 U	0.24 U	0.24 U	0.24 U
Cyclohexane	--	--	UG/L	0.25 U	0.25 U	0.25 U	0.25 U	0.25 U	0.25 U
Dibromochloromethane	--	50	UG/L	0.31 U	0.31 U	0.31 U	0.31 U	0.31 U	0.31 U
Dichlorodifluoromethane	5	--	UG/L	0.46 U	0.46 U	0.46 U	0.46 U	0.46 U	0.46 U
Ethylbenzene	5	--	UG/L	0.2 U	0.2 U	0.2 U	0.2 U	0.2 U	0.2 U
Hexachlorobutadiene	0.5	--	UG/L	NA	NA	NA	NA	NA	1.3 U
Isopropylbenzene (Cumene)	5	--	UG/L	0.2 U	0.2 U	0.2 U	0.2 U	0.2 U	0.2 U
M,P-Xylene (Sum Of Isomers)	5	--	UG/L	0.33 U	0.33 U	0.33 U	0.33 U	0.33 U	0.33 U
Methyl Acetate	--	--	UG/L	0.43 U	0.43 U	0.43 U	0.43 U	0.43 U	0.43 U
Methyl Ethyl Ketone (2-Butanone)	--	50	UG/L	0.81 U	0.81 U	0.81 U	0.81 U	0.81 U	0.81 U
Methyl Isobutyl Ketone (4-Methyl-2-Pentanone)	--	--	UG/L	0.67 U	0.67 U	0.67 U	0.67 U	0.67 U	0.67 U
Methylcyclohexane	--	--	UG/L	0.27 U	0.27 U	0.27 U	0.27 U	0.27 U	0.27 U
Methylene Chloride	5	--	UG/L	0.6 U	0.6 U	0.6 U	0.6 U	0.6 U	0.6 U
O-Xylene (1,2-Dimethylbenzene)	5	--	UG/L	0.2 U	0.2 U	0.2 U	0.2 U	0.2 U	0.2 U
Styrene	5	--	UG/L	0.2 U	0.2 U	0.2 U	0.2 U	0.2 U	0.2 U
Tert-Butyl Methyl Ether	--	10	UG/L	0.29 U	0.29 U	0.29 U	0.29 U	0.29 U	0.29 U
Tetrachloroethylene (PCE)	5	--	UG/L	0.3 U	0.3 U	0.3 U	0.3 U	0.3 U	0.3 U
Toluene	5	--	UG/L	0.2 U	0.2 U	0.2 U	0.2 U	0.2 U	0.2 U
Trans-1,2-Dichloroethene	5	--	UG/L	1.2	4.1	3.9	1.1		0.33 U
Trans-1,3-Dichloropropene	--	--	UG/L	0.2 U	0.2 U	0.2 U	0.2 U	0.2 U	0.2 U
Trichloroethylene (TCE)	5	--	UG/L	65	65	63	140		5.1
Trichlorofluoromethane	5	--	UG/L	0.2 U	0.2 U	0.2 U	0.2 U	0.2 U	0.2 U
Vinyl Chloride	2	--	UG/L	0.63 J	2.2	2	0.53 J		0.32 U

Table 11. Summary of Volatile Organic Compounds in Groundwater, 1000 Turk Hill Road, Fairport, Monroe County, New York

				Sample Designation:	MW-2S	MW-2S	MW-2S	MW-2S	MW-2S
				Sample Date:	05/19/2017	08/10/2017	08/11/2016	11/10/2016	11/10/2017
				Sample Depth (ft bgs)	7.49 - 12.7	7.32 - 12.72	6.95 - 12.46	7.51 - 12.71	8.24 - 12.71
				Normal or Field Duplicate:	N	N	N	N	N
				Test Type:	INITIAL	INITIAL	INITIAL	INITIAL	INITIAL
Parameter	NYSDEC Ambient Water-Quality Standards	NYSDEC Ambient Water-Quality Guidance Values	Unit						
1,1,1-Trichloroethane (TCA)	5	--	UG/L	0.36 U	0.36 U	0.36 U	0.36 U	0.36 U	0.36 U
1,1,2,2-Tetrachloroethane	5	--	UG/L	0.25 U	0.25 U	0.25 U	0.25 U	0.25 U	0.25 U
1,1,2-Trichloroethane	1	--	UG/L	0.34 U	0.34 U	0.34 U	0.34 U	0.34 U	0.34 U
1,1-Dichloroethane	5	--	UG/L	0.2 U	0.2 U	0.2 U	0.2 U	0.2 U	0.2 U
1,1-Dichloroethene	5	--	UG/L	0.57 U	0.57 U	0.57 U	0.57 U	0.57 U	0.57 U
1,2,3-Trichlorobenzene	5	--	UG/L	0.82 U	0.82 U	0.82 U	0.82 U	0.82 U	0.82 U
1,2,4-Trichlorobenzene	5	--	UG/L	0.23 U	0.23 U	0.23 U	0.23 U	0.23 U	0.23 U
1,2-Dibromo-3-Chloropropane	0.04	--	UG/L	0.74 U	0.74 U	0.74 U	0.74 U	0.74 U	0.74 U
1,2-Dibromoethane (Ethylene Dibromide)	--	--	UG/L	0.24 U	0.24 U	0.24 U	0.24 U	0.24 U	0.24 U
1,2-Dichlorobenzene	3	--	UG/L	0.21 U	0.21 U	0.21 U	0.21 U	0.21 U	0.21 U
1,2-Dichloroethane	0.6	--	UG/L	0.36 U	0.36 U	0.36 U	0.36 U	0.36 U	0.36 U
1,2-Dichloropropane	1	--	UG/L	0.2 U	0.2 U	0.2 U	0.2 U	0.2 U	0.2 U
1,3-Dichlorobenzene	3	--	UG/L	0.2 U	0.2 U	0.2 U	0.2 U	0.2 U	0.2 U
1,4-Dichlorobenzene	3	--	UG/L	0.2 U	0.2 U	0.2 U	0.2 U	0.2 U	0.2 U
1,4-Dioxane (P-Dioxane)	--	--	UG/L	NA	NA	NA	NA	NA	NA
2-Hexanone	--	50	UG/L	1.7 U	1.7 U	1.7 U	1.7 U	1.7 U	1.7 U
Acetone	--	50	UG/L	1.3 U	1.6 U	2.2 J	1.3 U	1.9 J	
Benzene	1	--	UG/L	0.2 U	0.2 U	0.2 U	0.2 U	0.2 U	0.2 U
Bromochloromethane	5	--	UG/L	0.32 U	0.32 U	0.32 U	0.32 U	0.32 U	0.32 U
Bromodichloromethane	--	50	UG/L	0.32 U	0.32 U	0.32 U	0.32 U	0.32 U	0.32 U
Bromoform	--	50	UG/L	0.42 U	0.42 U	0.42 U	0.42 U	0.42 U	0.42 U
Bromomethane	5	--	UG/L	0.29 U	0.29 U	0.29 U	0.29 U	0.29 U	0.29 U
Carbon Disulfide	--	60	UG/L	0.22 U	0.22 U	0.22 U	0.22 U	0.22 U	0.22 U
Carbon Tetrachloride	5	--	UG/L	0.45 U	0.45 U	0.45 U	0.45 U	0.45 U	0.45 U
Chlorobenzene	5	--	UG/L	0.29 U	0.29 U	0.29 U	0.29 U	0.29 U	0.29 U
Chloroethane	5	--	UG/L	0.24 U	0.24 U	0.24 U	0.24 U	0.24 U	0.24 U
Chloroform	7	--	UG/L	0.25 U	0.25 U	0.25 U	0.25 U	0.25 U	0.25 U

Table 11. Summary of Volatile Organic Compounds in Groundwater, 1000 Turk Hill Road, Fairport, Monroe County, New York

				Sample Designation:	MW-2S	MW-2S	MW-2S	MW-2S	MW-2S
				Sample Date:	05/19/2017	08/10/2017	08/11/2016	11/10/2016	11/10/2017
				Sample Depth (ft bgs)	7.49 - 12.7	7.32 - 12.72	6.95 - 12.46	7.51 - 12.71	8.24 - 12.71
				Normal or Field Duplicate:	N	N	N	N	N
				Test Type:	INITIAL	INITIAL	INITIAL	INITIAL	INITIAL
Parameter	NYSDEC Ambient Water-Quality Standards	NYSDEC Ambient Water-Quality Guidance Values	Unit						
Chloromethane	--	--	UG/L	0.21 U	0.21 U	0.21 U	0.21 U	0.21 U	0.21 U
Cis-1,2-Dichloroethylene	5	--	UG/L	2.7	8.3	14	12	33	
Cis-1,3-Dichloropropene	--	5	UG/L	0.24 U	0.24 U	0.24 U	0.24 U	0.24 U	0.24 U
Cyclohexane	--	--	UG/L	0.25 U	0.25 U	0.25 U	0.25 U	0.25 U	0.25 U
Dibromochloromethane	--	50	UG/L	0.31 U	0.31 U	0.31 U	0.31 U	0.31 U	0.31 U
Dichlorodifluoromethane	5	--	UG/L	0.46 U	0.46 U	0.46 U	0.46 U	0.46 U	0.46 U
Ethylbenzene	5	--	UG/L	0.2 U	0.2 U	0.2 U	0.2 U	0.2 U	0.2 U
Hexachlorobutadiene	0.5	--	UG/L	NA	NA	NA	NA	NA	NA
Isopropylbenzene (Cumene)	5	--	UG/L	0.2 U	0.2 U	0.2 U	0.2 U	0.2 U	0.2 U
M,P-Xylene (Sum Of Isomers)	5	--	UG/L	0.33 U	0.33 U	0.33 U	0.33 U	0.33 U	0.33 U
Methyl Acetate	--	--	UG/L	0.43 U	0.43 U	0.43 U	0.43 U	0.43 U	0.43 U
Methyl Ethyl Ketone (2-Butanone)	--	50	UG/L	0.81 U	0.81 U	0.81 U	0.81 U	0.81 U	0.81 U
Methyl Isobutyl Ketone (4-Methyl-2-Pentanone)	--	--	UG/L	0.67 U	0.67 U	0.67 U	0.67 U	0.67 U	0.67 U
Methylcyclohexane	--	--	UG/L	0.27 U	0.27 U	0.27 U	0.27 U	0.27 U	0.27 U
Methylene Chloride	5	--	UG/L	0.6 U	0.6 U	0.6 U	0.6 U	0.6 U	0.6 U
O-Xylene (1,2-Dimethylbenzene)	5	--	UG/L	0.2 U	0.2 U	0.2 U	0.2 U	0.2 U	0.2 U
Styrene	5	--	UG/L	0.2 U	0.2 U	0.2 U	0.2 U	0.2 U	0.2 U
Tert-Butyl Methyl Ether	--	10	UG/L	0.29 U	0.29 U	0.29 U	0.29 U	0.29 U	0.29 U
Tetrachloroethylene (PCE)	5	--	UG/L	0.3 U	0.3 U	0.3 U	0.3 U	0.3 U	0.3 U
Toluene	5	--	UG/L	0.2 U	0.2 U	0.2 U	0.23 J	0.2 U	0.2 U
Trans-1,2-Dichloroethene	5	--	UG/L	0.33 U	0.41 J	0.64 J	0.89 J	0.44 J	
Trans-1,3-Dichloropropene	--	--	UG/L	0.2 U	0.2 U	0.2 U	0.2 U	0.2 U	0.2 U
Trichloroethylene (TCE)	5	--	UG/L	4.5	27	23	11	100	
Trichlorofluoromethane	5	--	UG/L	0.2 U	0.2 U	0.2 U	0.2 U	0.2 U	0.2 U
Vinyl Chloride	2	--	UG/L	0.32 U	0.32 U	0.32 U	0.32 U	0.39 J	

Table 11. Summary of Volatile Organic Compounds in Groundwater, 1000 Turk Hill Road, Fairport, Monroe County, New York

				Sample Designation:	MW-35M	MW-35M	MW-35M	MW-35M
				Sample Date:	03/06/2018	03/09/2017	03/09/2017	05/16/2017
				Sample Depth (ft bgs)	12.69 - 23.76	14.16 - 21.76	14.16 - 21.76	6.53 - 21.77
				Normal or Field Duplicate:	N	N	FD	N
				Test Type:	INITIAL	INITIAL	INITIAL	INITIAL
Parameter	NYSDEC Ambient Water-Quality Standards	NYSDEC Ambient Water-Quality Guidance Values	Unit					
1,1,1-Trichloroethane (TCA)	5	--	UG/L	0.36 U	0.36 U	0.36 U	0.36 U	0.36 U
1,1,2,2-Tetrachloroethane	5	--	UG/L	0.25 U	0.25 U	0.25 U	0.25 U	0.25 U
1,1,2-Trichloroethane	1	--	UG/L	0.34 U	0.34 U	0.34 U	0.34 U	0.34 U
1,1-Dichloroethane	5	--	UG/L	0.2 U	0.2 U	0.2 U	0.2 U	0.2 U
1,1-Dichloroethene	5	--	UG/L	0.57 U	0.57 U	0.57 U	0.57 U	0.57 U
1,2,3-Trichlorobenzene	5	--	UG/L	0.82 U	0.82 U	0.82 U	0.82 U	0.82 U
1,2,4-Trichlorobenzene	5	--	UG/L	0.23 U	0.23 U	0.23 U	0.23 U	0.23 U
1,2-Dibromo-3-Chloropropane	0.04	--	UG/L	0.74 U	0.74 U	0.74 U	0.74 U	0.74 U
1,2-Dibromoethane (Ethylene Dibromide)	--	--	UG/L	0.24 U	0.24 U	0.24 U	0.24 U	0.24 U
1,2-Dichlorobenzene	3	--	UG/L	0.21 U	0.21 U	0.21 U	0.21 U	0.21 U
1,2-Dichloroethane	0.6	--	UG/L	0.36 U	0.36 U	0.36 U	0.36 U	0.36 U
1,2-Dichloropropane	1	--	UG/L	0.2 U	0.2 U	0.2 U	0.2 U	0.2 U
1,3-Dichlorobenzene	3	--	UG/L	0.2 U	0.2 U	0.2 U	0.2 U	0.2 U
1,4-Dichlorobenzene	3	--	UG/L	0.2 U	0.2 U	0.2 U	0.2 U	0.2 U
1,4-Dioxane (P-Dioxane)	--	--	UG/L	NA	NA	NA	NA	NA
2-Hexanone	--	50	UG/L	1.7 U	1.7 U	1.7 U	1.7 U	1.7 U
Acetone	--	50	UG/L	2.3 U	1.3 U	1.3 U	1.3 U	1.3 U
Benzene	1	--	UG/L	0.2 U	0.2 U	0.2 U	0.2 U	0.2 U
Bromochloromethane	5	--	UG/L	0.32 U	0.32 U	0.32 U	0.32 U	0.32 U
Bromodichloromethane	--	50	UG/L	0.32 U	0.32 U	0.32 U	0.32 U	0.32 U
Bromoform	--	50	UG/L	0.42 U	0.42 U	0.42 U	0.42 U	0.42 U
Bromomethane	5	--	UG/L	0.29 U	0.29 U	0.29 U	0.29 U	0.29 U
Carbon Disulfide	--	60	UG/L	0.22 U	0.22 U	0.22 U	0.22 U	0.22 U
Carbon Tetrachloride	5	--	UG/L	0.45 U	0.45 U	0.45 U	0.45 U	0.45 U
Chlorobenzene	5	--	UG/L	0.29 U	0.29 U	0.29 U	0.29 U	0.29 U
Chloroethane	5	--	UG/L	0.24 U	0.24 U	0.24 U	0.24 U	0.24 U
Chloroform	7	--	UG/L	0.25 U	0.25 U	0.25 U	0.25 U	0.25 U

Table 11. Summary of Volatile Organic Compounds in Groundwater, 1000 Turk Hill Road, Fairport, Monroe County, New York

				Sample Designation:	MW-35M	MW-35M	MW-35M	MW-35M
				Sample Date:	03/06/2018	03/09/2017	03/09/2017	05/16/2017
				Sample Depth (ft bgs)	12.69 - 23.76	14.16 - 21.76	14.16 - 21.76	6.53 - 21.77
				Normal or Field Duplicate:	N	N	FD	N
				Test Type:	INITIAL	INITIAL	INITIAL	INITIAL
Parameter	NYSDEC Ambient Water-Quality Standards	NYSDEC Ambient Water-Quality Guidance Values	Unit					
Chloromethane	--	--	UG/L	0.21 U	0.21 U	0.21 U	0.21 U	0.21 U
Cis-1,2-Dichloroethylene	5	--	UG/L	7.6	5	5.8	5.8	5.8
Cis-1,3-Dichloropropene	--	5	UG/L	0.24 U	0.24 U	0.24 U	0.24 U	0.24 U
Cyclohexane	--	--	UG/L	0.25 U	0.25 U	0.25 U	0.25 U	0.25 U
Dibromochloromethane	--	50	UG/L	0.31 U	0.31 U	0.31 U	0.31 U	0.31 U
Dichlorodifluoromethane	5	--	UG/L	0.46 U	0.46 U	0.46 U	0.46 U	0.46 U
Ethylbenzene	5	--	UG/L	0.2 U	0.2 U	0.2 U	0.2 U	0.2 U
Hexachlorobutadiene	0.5	--	UG/L	NA	NA	NA	NA	NA
Isopropylbenzene (Cumene)	5	--	UG/L	0.2 U	0.2 U	0.2 U	0.2 U	0.2 U
M,P-Xylene (Sum Of Isomers)	5	--	UG/L	0.33 U	0.33 U	0.33 U	0.33 U	0.33 U
Methyl Acetate	--	--	UG/L	0.43 U	0.43 U	0.43 U	0.43 U	0.43 U
Methyl Ethyl Ketone (2-Butanone)	--	50	UG/L	0.81 U	0.81 U	0.81 U	0.81 U	0.81 U
Methyl Isobutyl Ketone (4-Methyl-2-Pentanone)	--	--	UG/L	0.67 U	0.67 U	0.67 U	0.67 U	0.67 U
Methylcyclohexane	--	--	UG/L	0.27 U	0.27 U	0.27 U	0.27 U	0.27 U
Methylene Chloride	5	--	UG/L	0.6 U	1.3 U	0.6 U	0.6 U	0.6 U
O-Xylene (1,2-Dimethylbenzene)	5	--	UG/L	0.2 U	0.2 U	0.2 U	0.2 U	0.2 U
Styrene	5	--	UG/L	0.2 U	0.2 U	0.2 U	0.2 U	0.2 U
Tert-Butyl Methyl Ether	--	10	UG/L	0.29 U	0.29 U	0.29 U	0.29 U	0.29 U
Tetrachloroethylene (PCE)	5	--	UG/L	0.3 U	0.3 U	0.3 U	0.3 U	0.3 U
Toluene	5	--	UG/L	0.2 U	0.2 U	0.2 U	0.2 U	0.2 U
Trans-1,2-Dichloroethene	5	--	UG/L	0.33 U	0.33 U	0.33 U	0.33 U	0.33 U
Trans-1,3-Dichloropropene	--	--	UG/L	0.2 U	0.2 U	0.2 U	0.2 U	0.2 U
Trichloroethylene (TCE)	5	--	UG/L	2.6	6	5.9	0.74 J	0.74 J
Trichlorofluoromethane	5	--	UG/L	0.2 U	0.2 U	0.2 U	0.2 U	0.2 U
Vinyl Chloride	2	--	UG/L	0.32 U	0.32 U	0.32 U	0.32 U	0.32 U

Table 11. Summary of Volatile Organic Compounds in Groundwater, 1000 Turk Hill Road, Fairport, Monroe County, New York

				Sample Designation:	MW-35M	MW-35M	MW-35M	MW-3S
				Sample Date:	08/09/2017	08/09/2017	11/08/2017	02/03/2016
				Sample Depth (ft bgs)	6.31 - 21.78	6.31 - 21.78	6.11 - 21.78	9.79 - 12.45
				Normal or Field Duplicate:	N	N	N	N
				Test Type:	DILUTION1	INITIAL	INITIAL	INITIAL
Parameter	NYSDEC Ambient Water-Quality Standards	NYSDEC Ambient Water-Quality Guidance Values	Unit					
1,1,1-Trichloroethane (TCA)	5	--	UG/L	NA	0.36 U	1.8 U	0.36 U	
1,1,2,2-Tetrachloroethane	5	--	UG/L	NA	0.25 U	1.3 U	0.25 U	
1,1,2-Trichloroethane	1	--	UG/L	NA	0.34 U	1.7 U	0.34 U	
1,1-Dichloroethane	5	--	UG/L	NA	0.2 U	1 U	0.2 U	
1,1-Dichloroethene	5	--	UG/L	NA	0.9 J	2.9 U	0.57 U	
1,2,3-Trichlorobenzene	5	--	UG/L	NA	0.82 U	4.1 U	0.82 U	
1,2,4-Trichlorobenzene	5	--	UG/L	NA	0.23 U	1.2 U	0.23 U	
1,2-Dibromo-3-Chloropropane	0.04	--	UG/L	NA	0.74 U	3.7 U	0.74 U	
1,2-Dibromoethane (Ethylene Dibromide)	--	--	UG/L	NA	0.24 U	1.2 U	0.24 U	
1,2-Dichlorobenzene	3	--	UG/L	NA	0.21 U	1.1 U	0.21 U	
1,2-Dichloroethane	0.6	--	UG/L	NA	0.36 U	1.8 U	0.36 U	
1,2-Dichloropropane	1	--	UG/L	NA	0.2 U	1 U	0.2 U	
1,3-Dichlorobenzene	3	--	UG/L	NA	0.2 U	1 U	0.2 U	
1,4-Dichlorobenzene	3	--	UG/L	NA	0.2 U	1 U	0.2 U	
1,4-Dioxane (P-Dioxane)	--	--	UG/L	NA	NA	NA	NA	
2-Hexanone	--	50	UG/L	NA	1.7 U	8.3 U	1.7 U	
Acetone	--	50	UG/L	NA	1.9 U	6.2 U	1.9 J	
Benzene	1	--	UG/L	NA	0.2 U	1 U	0.2 U	
Bromochloromethane	5	--	UG/L	NA	0.32 U	1.6 U	0.32 U	
Bromodichloromethane	--	50	UG/L	NA	0.32 U	1.6 U	0.32 U	
Bromoform	--	50	UG/L	NA	0.42 U	2.1 U	0.42 U	
Bromomethane	5	--	UG/L	NA	0.29 UJ	1.5 U	0.29 U	
Carbon Disulfide	--	60	UG/L	NA	0.22 U	1.1 U	0.22 U	
Carbon Tetrachloride	5	--	UG/L	NA	0.45 U	2.3 U	0.45 U	
Chlorobenzene	5	--	UG/L	NA	0.29 U	1.5 U	0.29 U	
Chloroethane	5	--	UG/L	NA	0.24 U	1.2 U	0.24 U	
Chloroform	7	--	UG/L	NA	0.25 U	1.3 U	0.25 U	

Table 11. Summary of Volatile Organic Compounds in Groundwater, 1000 Turk Hill Road, Fairport, Monroe County, New York

				Sample Designation:	MW-35M	MW-35M	MW-35M	MW-3S
				Sample Date:	08/09/2017	08/09/2017	11/08/2017	02/03/2016
				Sample Depth (ft bgs)	6.31 - 21.78	6.31 - 21.78	6.11 - 21.78	9.79 - 12.45
				Normal or Field Duplicate:	N	N	N	N
				Test Type:	DILUTION1	INITIAL	INITIAL	INITIAL
Parameter	NYSDEC Ambient Water-Quality Standards	NYSDEC Ambient Water-Quality Guidance Values	Unit					
Chloromethane	--	--	UG/L	NA	0.21 U	1.1 U	0.21 U	
Cis-1,2-Dichloroethylene	5	--	UG/L	910 D	NA	850	0.31 J	
Cis-1,3-Dichloropropene	--	5	UG/L	NA	0.24 U	1.2 U	0.24 U	
Cyclohexane	--	--	UG/L	NA	0.25 U	1.3 U	0.25 U	
Dibromochloromethane	--	50	UG/L	NA	0.31 U	1.6 U	0.31 U	
Dichlorodifluoromethane	5	--	UG/L	NA	0.46 U	2.3 U	0.46 U	
Ethylbenzene	5	--	UG/L	NA	0.2 U	1 U	0.2 U	
Hexachlorobutadiene	0.5	--	UG/L	NA	NA	NA	1.3 U	
Isopropylbenzene (Cumene)	5	--	UG/L	NA	0.2 U	1 U	0.2 U	
M,P-Xylene (Sum Of Isomers)	5	--	UG/L	NA	0.53 J	1.7 U	0.33 U	
Methyl Acetate	--	--	UG/L	NA	0.43 U	2.2 U	0.43 U	
Methyl Ethyl Ketone (2-Butanone)	--	50	UG/L	NA	0.81 U	4.1 U	0.81 U	
Methyl Isobutyl Ketone (4-Methyl-2-Pentanone)	--	--	UG/L	NA	0.67 U	3.4 U	0.67 U	
Methylcyclohexane	--	--	UG/L	NA	0.27 U	1.4 U	0.27 U	
Methylene Chloride	5	--	UG/L	NA	0.6 U	3 U	0.6 U	
O-Xylene (1,2-Dimethylbenzene)	5	--	UG/L	NA	0.39 J	1 U	0.2 U	
Styrene	5	--	UG/L	NA	0.2 U	1 U	0.2 U	
Tert-Butyl Methyl Ether	--	10	UG/L	NA	0.29 U	1.5 U	0.29 U	
Tetrachloroethylene (PCE)	5	--	UG/L	NA	0.3 U	1.5 U	0.3 U	
Toluene	5	--	UG/L	NA	0.51 J	1 U	0.2 U	
Trans-1,2-Dichloroethene	5	--	UG/L	NA	1.2	1.7 U	0.33 U	
Trans-1,3-Dichloropropene	--	--	UG/L	NA	0.2 U	1 U	0.2 U	
Trichloroethylene (TCE)	5	--	UG/L	NA	3	2 J	0.28 J	
Trichlorofluoromethane	5	--	UG/L	NA	0.2 U	1 U	0.2 U	
Vinyl Chloride	2	--	UG/L	220 D	NA	310	0.32 U	

Table 11. Summary of Volatile Organic Compounds in Groundwater, 1000 Turk Hill Road, Fairport, Monroe County, New York

				Sample Designation:	MW-3S	MW-3S	MW-3S	MW-3S	MW-3S
				Sample Date:	05/09/2016	05/18/2017	08/10/2016	08/10/2017	11/09/2016
				Sample Depth (ft bgs)	6.15 - 12.44	6.5 - 12.42	6.1 - 12.17	6.35 - 12.43	6.62 - 12.44
				Normal or Field Duplicate:	N	N	N	N	N
				Test Type:	INITIAL	INITIAL	INITIAL	INITIAL	INITIAL
Parameter	NYSDEC Ambient Water-Quality Standards	NYSDEC Ambient Water-Quality Guidance Values	Unit						
1,1,1-Trichloroethane (TCA)	5	--	UG/L	0.36 U	0.36 U	0.36 U	0.36 U	0.36 U	0.36 U
1,1,2,2-Tetrachloroethane	5	--	UG/L	0.25 U	0.25 U	0.25 U	0.25 U	0.25 U	0.25 U
1,1,2-Trichloroethane	1	--	UG/L	0.34 U	0.34 U	0.34 U	0.34 U	0.34 U	0.34 U
1,1-Dichloroethane	5	--	UG/L	0.2 U	0.2 U	0.2 U	0.2 U	0.2 U	0.2 U
1,1-Dichloroethene	5	--	UG/L	0.57 U	0.57 U	0.57 U	0.57 U	0.57 U	0.57 U
1,2,3-Trichlorobenzene	5	--	UG/L	0.82 U	0.82 U	0.82 U	0.82 U	0.82 U	0.82 U
1,2,4-Trichlorobenzene	5	--	UG/L	0.23 U	0.23 U	0.23 U	0.23 U	0.23 U	0.23 U
1,2-Dibromo-3-Chloropropane	0.04	--	UG/L	0.74 U	0.74 U	0.74 U	0.74 U	0.74 U	0.74 U
1,2-Dibromoethane (Ethylene Dibromide)	--	--	UG/L	0.24 U	0.24 U	0.24 U	0.24 U	0.24 U	0.24 U
1,2-Dichlorobenzene	3	--	UG/L	0.21 U	0.21 U	0.21 U	0.21 U	0.21 U	0.21 U
1,2-Dichloroethane	0.6	--	UG/L	0.36 U	0.36 U	0.36 U	0.36 U	0.36 U	0.36 U
1,2-Dichloropropane	1	--	UG/L	0.2 U	0.2 U	0.2 U	0.2 U	0.2 U	0.2 U
1,3-Dichlorobenzene	3	--	UG/L	0.2 U	0.2 U	0.2 U	0.2 U	0.2 U	0.2 U
1,4-Dichlorobenzene	3	--	UG/L	0.2 U	0.2 U	0.2 U	0.2 U	0.2 U	0.2 U
1,4-Dioxane (P-Dioxane)	--	--	UG/L	NA	NA	NA	NA	NA	NA
2-Hexanone	--	50	UG/L	1.7 U	1.7 U	1.7 U	1.7 U	1.7 U	1.7 U
Acetone	--	50	UG/L	1.3 U	1.3 U	1.3 U	1.3 U	1.3 U	1.3 U
Benzene	1	--	UG/L	0.2 U	0.2 U	0.2 U	0.2 U	0.2 U	0.2 U
Bromochloromethane	5	--	UG/L	0.32 U	0.32 U	0.32 U	0.32 U	0.32 U	0.32 U
Bromodichloromethane	--	50	UG/L	0.32 U	0.32 U	0.32 U	0.32 U	0.32 U	0.32 U
Bromoform	--	50	UG/L	0.42 U	0.42 U	0.42 U	0.42 U	0.42 U	0.42 U
Bromomethane	5	--	UG/L	0.29 U	0.29 U	0.29 U	0.29 U	0.29 U	0.29 U
Carbon Disulfide	--	60	UG/L	0.22 U	0.22 U	0.22 U	0.22 U	0.22 U	0.22 U
Carbon Tetrachloride	5	--	UG/L	0.45 U	0.45 U	0.45 U	0.45 U	0.45 U	0.45 U
Chlorobenzene	5	--	UG/L	0.29 U	0.29 U	0.29 U	0.29 U	0.29 U	0.29 U
Chloroethane	5	--	UG/L	0.24 U	0.24 U	0.24 U	0.24 U	0.24 U	0.24 U
Chloroform	7	--	UG/L	0.25 U	0.25 U	0.25 U	0.25 U	0.25 U	0.25 U

Table 11. Summary of Volatile Organic Compounds in Groundwater, 1000 Turk Hill Road, Fairport, Monroe County, New York

				Sample Designation:	MW-3S	MW-3S	MW-3S	MW-3S	MW-3S
				Sample Date:	05/09/2016	05/18/2017	08/10/2016	08/10/2017	11/09/2016
				Sample Depth (ft bgs)	6.15 - 12.44	6.5 - 12.42	6.1 - 12.17	6.35 - 12.43	6.62 - 12.44
				Normal or Field Duplicate:	N	N	N	N	N
				Test Type:	INITIAL	INITIAL	INITIAL	INITIAL	INITIAL
Parameter	NYSDEC Ambient Water-Quality Standards	NYSDEC Ambient Water-Quality Guidance Values	Unit						
Chloromethane	--	--	UG/L	0.21 U	0.21 U	0.21 U	0.21 U	0.21 U	0.21 U
Cis-1,2-Dichloroethylene	5	--	UG/L	0.3 U	0.3 U	5.2	0.59 J	0.3 U	0.3 U
Cis-1,3-Dichloropropene	--	5	UG/L	0.24 U	0.24 U	0.24 U	0.24 U	0.24 U	0.24 U
Cyclohexane	--	--	UG/L	0.25 U	0.25 U	0.25 U	0.25 U	0.25 U	0.25 U
Dibromochloromethane	--	50	UG/L	0.31 U	0.31 U	0.31 U	0.31 U	0.31 U	0.31 U
Dichlorodifluoromethane	5	--	UG/L	0.46 U	0.46 U	0.46 U	0.46 U	0.46 U	0.46 U
Ethylbenzene	5	--	UG/L	0.2 U	0.2 U	0.2 U	0.2 U	0.2 U	0.2 U
Hexachlorobutadiene	0.5	--	UG/L	1.3 U	NA	NA	NA	NA	NA
Isopropylbenzene (Cumene)	5	--	UG/L	0.2 U	0.2 U	0.2 U	0.2 U	0.2 U	0.2 U
M,P-Xylene (Sum Of Isomers)	5	--	UG/L	0.33 U	0.33 U	0.33 U	0.33 U	0.33 U	0.33 U
Methyl Acetate	--	--	UG/L	0.43 U	0.43 U	0.43 U	0.43 U	0.43 U	0.43 U
Methyl Ethyl Ketone (2-Butanone)	--	50	UG/L	0.81 U	0.81 U	0.81 U	0.81 U	0.81 U	0.81 U
Methyl Isobutyl Ketone (4-Methyl-2-Pentanone)	--	--	UG/L	0.67 U	0.67 U	0.67 U	0.67 U	0.67 U	0.67 U
Methylcyclohexane	--	--	UG/L	0.27 U	0.27 U	0.27 U	0.27 U	0.27 U	0.27 U
Methylene Chloride	5	--	UG/L	0.6 U	0.6 U	0.6 U	0.6 U	0.6 U	0.6 U
O-Xylene (1,2-Dimethylbenzene)	5	--	UG/L	0.2 U	0.2 U	0.2 U	0.2 U	0.2 U	0.2 U
Styrene	5	--	UG/L	0.2 U	0.2 U	0.2 U	0.2 U	0.2 U	0.2 U
Tert-Butyl Methyl Ether	--	10	UG/L	0.29 U	0.29 U	0.29 U	0.29 U	0.29 U	0.29 U
Tetrachloroethylene (PCE)	5	--	UG/L	0.3 U	0.3 U	0.3 U	0.3 U	0.3 U	0.3 U
Toluene	5	--	UG/L	0.2 U	0.2 U	0.2 U	0.2 U	0.2 U	0.2 U
Trans-1,2-Dichloroethene	5	--	UG/L	0.33 U	0.33 U	0.33 U	0.33 U	0.33 U	0.33 U
Trans-1,3-Dichloropropene	--	--	UG/L	0.2 U	0.2 U	0.2 U	0.2 U	0.2 U	0.2 U
Trichloroethylene (TCE)	5	--	UG/L	0.35 J	0.63 J	0.98 J	1.3	0.44 J	0.44 J
Trichlorofluoromethane	5	--	UG/L	0.2 U	0.2 U	0.2 U	0.2 U	0.2 U	0.2 U
Vinyl Chloride	2	--	UG/L	0.32 U	0.32 U	0.32 U	0.32 U	0.32 U	0.32 U

Table 11. Summary of Volatile Organic Compounds in Groundwater, 1000 Turk Hill Road, Fairport, Monroe County, New York

				Sample Designation:	MW-3S	MW-4S	MW-4S	MW-4S	MW-4S
				Sample Date:	11/09/2017	02/03/2016	03/07/2018	03/07/2018	05/11/2016
				Sample Depth (ft bgs)	6.99 - 12.42	4.26 - 13.56	6.96 - 13.9	6.96 - 13.9	6.49 - 13.89
				Normal or Field Duplicate:	N	N	N	FD	N
				Test Type:	INITIAL	INITIAL	INITIAL	INITIAL	INITIAL
Parameter	NYSDEC Ambient Water-Quality Standards	NYSDEC Ambient Water-Quality Guidance Values	Unit						
1,1,1-Trichloroethane (TCA)	5	--	UG/L	0.36 U	0.36 U	0.36 U	0.36 U	0.36 U	0.36 U
1,1,2,2-Tetrachloroethane	5	--	UG/L	0.25 U	0.25 U	0.25 U	0.25 U	0.25 U	0.25 U
1,1,2-Trichloroethane	1	--	UG/L	0.34 U	0.34 U	0.34 U	0.34 U	0.34 U	0.34 U
1,1-Dichloroethane	5	--	UG/L	0.2 U	0.2 U	0.2 U	0.2 U	0.2 U	0.2 U
1,1-Dichloroethene	5	--	UG/L	0.57 U	0.57 U	0.57 U	0.57 U	0.57 U	0.57 U
1,2,3-Trichlorobenzene	5	--	UG/L	0.82 U	0.82 U	0.82 U	0.82 U	0.82 U	0.82 U
1,2,4-Trichlorobenzene	5	--	UG/L	0.23 U	0.23 U	0.23 U	0.34 J	0.23 U	0.23 U
1,2-Dibromo-3-Chloropropane	0.04	--	UG/L	0.74 U	0.74 U	0.74 U	0.74 U	0.74 U	0.74 U
1,2-Dibromoethane (Ethylene Dibromide)	--	--	UG/L	0.24 U	0.24 U	0.24 U	0.24 U	0.24 U	0.24 U
1,2-Dichlorobenzene	3	--	UG/L	0.21 U	0.21 U	0.21 U	0.21 U	0.21 U	0.21 U
1,2-Dichloroethane	0.6	--	UG/L	0.36 U	0.36 U	0.36 U	0.36 U	0.36 U	0.36 U
1,2-Dichloropropane	1	--	UG/L	0.2 U	0.2 U	0.2 U	0.2 U	0.2 U	0.2 U
1,3-Dichlorobenzene	3	--	UG/L	0.2 U	0.2 U	0.2 U	0.2 U	0.2 U	0.2 U
1,4-Dichlorobenzene	3	--	UG/L	0.2 U	0.2 U	0.2 U	0.22 J	0.2 U	0.2 U
1,4-Dioxane (P-Dioxane)	--	--	UG/L	NA	NA	NA	NA	NA	NA
2-Hexanone	--	50	UG/L	1.7 U	1.7 U	1.7 U	1.7 U	1.7 U	1.7 U
Acetone	--	50	UG/L	1.3 U	3.1 J	2.3 U	2.7 U	1.5 J	1.5 J
Benzene	1	--	UG/L	0.2 U	0.2 U	0.2 U	0.2 U	0.2 U	0.2 U
Bromochloromethane	5	--	UG/L	0.32 U	0.32 U	0.32 U	0.32 U	0.32 U	0.32 U
Bromodichloromethane	--	50	UG/L	0.32 U	0.32 U	0.32 U	0.32 U	0.32 U	0.32 U
Bromoform	--	50	UG/L	0.42 U	0.42 U	0.42 U	0.42 U	0.42 U	0.42 U
Bromomethane	5	--	UG/L	0.29 U	0.29 U	0.29 U	0.29 U	0.29 U	0.29 U
Carbon Disulfide	--	60	UG/L	0.22 U	0.22 U	0.22 U	0.22 U	0.22 U	0.22 U
Carbon Tetrachloride	5	--	UG/L	0.45 U	0.45 U	0.45 U	0.45 U	0.45 U	0.45 U
Chlorobenzene	5	--	UG/L	0.29 U	0.29 U	0.29 U	0.29 U	0.29 U	0.29 U
Chloroethane	5	--	UG/L	0.24 U	0.24 U	0.24 U	0.24 U	0.24 U	0.24 U
Chloroform	7	--	UG/L	0.25 U	0.25 U	0.25 U	0.25 U	0.25 U	0.25 U

Table 11. Summary of Volatile Organic Compounds in Groundwater, 1000 Turk Hill Road, Fairport, Monroe County, New York

				Sample Designation:	MW-3S	MW-4S	MW-4S	MW-4S	MW-4S
				Sample Date:	11/09/2017	02/03/2016	03/07/2018	03/07/2018	05/11/2016
				Sample Depth (ft bgs)	6.99 - 12.42	4.26 - 13.56	6.96 - 13.9	6.96 - 13.9	6.49 - 13.89
				Normal or Field Duplicate:	N	N	N	FD	N
				Test Type:	INITIAL	INITIAL	INITIAL	INITIAL	INITIAL
Parameter	NYSDEC Ambient Water-Quality Standards	NYSDEC Ambient Water-Quality Guidance Values	Unit						
Chloromethane	--	--	UG/L	0.21 U	0.21 U	0.21 U	0.21 U	0.21 U	0.21 U
Cis-1,2-Dichloroethylene	5	--	UG/L	0.63 J	0.3 U	0.3 U	0.3 U	0.3 U	0.3 U
Cis-1,3-Dichloropropene	--	5	UG/L	0.24 U	0.24 U	0.24 U	0.24 U	0.24 U	0.24 U
Cyclohexane	--	--	UG/L	0.25 U	0.25 U	0.25 U	0.25 U	0.25 U	0.25 U
Dibromochloromethane	--	50	UG/L	0.31 U	0.31 U	0.31 U	0.31 U	0.31 U	0.31 U
Dichlorodifluoromethane	5	--	UG/L	0.46 U	0.46 U	0.46 U	0.46 U	0.46 U	0.46 U
Ethylbenzene	5	--	UG/L	0.2 U	0.2 U	0.2 U	0.2 U	0.2 U	0.2 U
Hexachlorobutadiene	0.5	--	UG/L	NA	1.3 U	NA	NA	NA	1.3 U
Isopropylbenzene (Cumene)	5	--	UG/L	0.2 U	0.2 U	0.2 U	0.2 U	0.2 U	0.2 U
M,P-Xylene (Sum Of Isomers)	5	--	UG/L	0.33 U	0.33 U	0.33 U	0.33 U	0.33 U	0.33 U
Methyl Acetate	--	--	UG/L	0.43 U	0.43 U	0.43 U	0.43 U	0.43 U	0.43 U
Methyl Ethyl Ketone (2-Butanone)	--	50	UG/L	0.81 U	0.81 U	0.81 U	0.81 U	0.81 U	0.81 U
Methyl Isobutyl Ketone (4-Methyl-2-Pentanone)	--	--	UG/L	0.67 U	0.67 U	0.67 U	0.67 U	0.67 U	0.67 U
Methylcyclohexane	--	--	UG/L	0.27 U	0.27 U	0.27 U	0.27 U	0.27 U	0.27 U
Methylene Chloride	5	--	UG/L	0.6 U	0.6 U	0.6 U	0.6 U	0.6 U	0.6 U
O-Xylene (1,2-Dimethylbenzene)	5	--	UG/L	0.2 U	0.2 U	0.2 U	0.2 U	0.2 U	0.2 U
Styrene	5	--	UG/L	0.2 U	0.2 U	0.2 U	0.2 U	0.2 U	0.2 U
Tert-Butyl Methyl Ether	--	10	UG/L	0.29 U	0.29 U	0.29 U	0.29 U	0.29 U	0.29 U
Tetrachloroethylene (PCE)	5	--	UG/L	0.3 U	0.3 U	0.3 U	0.3 U	0.3 U	0.3 U
Toluene	5	--	UG/L	0.2 U	0.2 U	0.2 U	0.2 U	0.2 U	0.2 U
Trans-1,2-Dichloroethene	5	--	UG/L	0.33 U	0.33 U	0.33 U	0.33 U	0.33 U	0.33 U
Trans-1,3-Dichloropropene	--	--	UG/L	0.2 U	0.2 U	0.2 U	0.2 U	0.2 U	0.2 U
Trichloroethylene (TCE)	5	--	UG/L	6.3	0.22 U	0.22 U	0.22 U	0.22 U	0.22 U
Trichlorofluoromethane	5	--	UG/L	0.2 U	0.2 U	0.2 U	0.2 U	0.2 U	0.2 U
Vinyl Chloride	2	--	UG/L	0.32 U	0.32 U	0.32 U	0.32 U	0.32 U	0.32 U

Table 11. Summary of Volatile Organic Compounds in Groundwater, 1000 Turk Hill Road, Fairport, Monroe County, New York

				Sample Designation:	MW-4S	MW-4S	MW-4S	MW-4S	MW-4S
				Sample Date:	05/18/2017	08/09/2017	08/10/2016	11/09/2016	11/09/2017
				Sample Depth (ft bgs)	6.68 - 13.89	5.51 - 13.9	7.08 - 13.63	5.43 - 13.79	4.7 - 13.88
				Normal or Field Duplicate:	N	N	N	N	N
				Test Type:	INITIAL	INITIAL	INITIAL	INITIAL	INITIAL
Parameter	NYSDEC Ambient Water-Quality Standards	NYSDEC Ambient Water-Quality Guidance Values	Unit						
1,1,1-Trichloroethane (TCA)	5	--	UG/L	0.36 U	0.36 U	0.36 U	0.36 U	0.36 U	0.36 U
1,1,2,2-Tetrachloroethane	5	--	UG/L	0.25 U	0.25 U	0.25 U	0.25 U	0.25 U	0.25 U
1,1,2-Trichloroethane	1	--	UG/L	0.34 U	0.34 U	0.34 U	0.34 U	0.34 U	0.34 U
1,1-Dichloroethane	5	--	UG/L	0.2 U	0.2 U	0.2 U	0.2 U	0.2 U	0.2 U
1,1-Dichloroethene	5	--	UG/L	0.57 U	0.57 U	0.57 U	0.57 U	0.57 U	0.57 U
1,2,3-Trichlorobenzene	5	--	UG/L	0.82 U	0.82 U	0.82 U	0.82 U	0.82 U	0.82 U
1,2,4-Trichlorobenzene	5	--	UG/L	0.23 U	0.23 U	0.23 U	0.23 U	0.23 U	0.23 U
1,2-Dibromo-3-Chloropropane	0.04	--	UG/L	0.74 U	0.74 U	0.74 U	0.74 U	0.74 U	0.74 U
1,2-Dibromoethane (Ethylene Dibromide)	--	--	UG/L	0.24 U	0.24 U	0.24 U	0.24 U	0.24 U	0.24 U
1,2-Dichlorobenzene	3	--	UG/L	0.21 U	0.21 U	0.21 U	0.21 U	0.21 U	0.21 U
1,2-Dichloroethane	0.6	--	UG/L	0.36 U	0.36 U	0.36 U	0.36 U	0.36 U	0.36 U
1,2-Dichloropropane	1	--	UG/L	0.2 U	0.2 U	0.2 U	0.2 U	0.2 U	0.2 U
1,3-Dichlorobenzene	3	--	UG/L	0.2 U	0.2 U	0.2 U	0.2 U	0.2 U	0.2 U
1,4-Dichlorobenzene	3	--	UG/L	0.2 U	0.2 U	0.2 U	0.2 U	0.2 U	0.2 U
1,4-Dioxane (P-Dioxane)	--	--	UG/L	NA	NA	NA	NA	NA	NA
2-Hexanone	--	50	UG/L	1.7 U	1.7 U	1.7 U	1.7 U	1.7 U	1.7 U
Acetone	--	50	UG/L	1.6 J	1.6 U	1.3 U	1.3 U	2.4 J	
Benzene	1	--	UG/L	0.2 U	0.2 U	0.2 U	0.2 U	0.2 U	0.2 U
Bromochloromethane	5	--	UG/L	0.32 U	0.32 U	0.32 U	0.32 U	0.32 U	0.32 U
Bromodichloromethane	--	50	UG/L	0.32 U	0.32 U	0.32 U	0.32 U	0.32 U	0.32 U
Bromoform	--	50	UG/L	0.42 U	0.42 U	0.42 U	0.42 U	0.42 U	0.42 U
Bromomethane	5	--	UG/L	0.29 U	0.29 U	0.29 U	0.29 U	0.29 U	0.29 U
Carbon Disulfide	--	60	UG/L	0.22 U	0.22 U	0.22 U	0.22 U	0.22 U	0.22 U
Carbon Tetrachloride	5	--	UG/L	0.45 U	0.45 U	0.45 U	0.45 U	0.45 U	0.45 U
Chlorobenzene	5	--	UG/L	0.29 U	0.29 U	0.29 U	0.29 U	0.29 U	0.29 U
Chloroethane	5	--	UG/L	0.24 U	0.24 U	0.24 U	0.24 U	0.24 U	0.24 U
Chloroform	7	--	UG/L	0.25 U	0.25 U	0.25 U	0.25 U	0.25 U	0.25 U

Table 11. Summary of Volatile Organic Compounds in Groundwater, 1000 Turk Hill Road, Fairport, Monroe County, New York

				Sample Designation:	MW-4S	MW-4S	MW-4S	MW-4S	MW-4S
				Sample Date:	05/18/2017	08/09/2017	08/10/2016	11/09/2016	11/09/2017
				Sample Depth (ft bgs)	6.68 - 13.89	5.51 - 13.9	7.08 - 13.63	5.43 - 13.79	4.7 - 13.88
				Normal or Field Duplicate:	N	N	N	N	N
				Test Type:	INITIAL	INITIAL	INITIAL	INITIAL	INITIAL
Parameter	NYSDEC Ambient Water-Quality Standards	NYSDEC Ambient Water-Quality Guidance Values	Unit						
Chloromethane	--	--	UG/L	0.21 U	0.21 U	0.21 U	0.21 U	0.21 U	0.21 U
Cis-1,2-Dichloroethylene	5	--	UG/L	0.3 U	0.41 J	2.9	0.3 U	0.3 U	0.3 U
Cis-1,3-Dichloropropene	--	5	UG/L	0.24 U	0.24 U	0.24 U	0.24 U	0.24 U	0.24 U
Cyclohexane	--	--	UG/L	0.25 U	0.25 U	0.25 U	0.25 U	0.25 U	0.25 U
Dibromochloromethane	--	50	UG/L	0.31 U	0.31 U	0.31 U	0.31 U	0.31 U	0.31 U
Dichlorodifluoromethane	5	--	UG/L	0.46 U	0.46 U	0.46 U	0.46 U	0.46 U	0.46 U
Ethylbenzene	5	--	UG/L	0.2 U	0.2 U	0.2 U	0.2 U	0.2 U	0.2 U
Hexachlorobutadiene	0.5	--	UG/L	NA	NA	NA	NA	NA	NA
Isopropylbenzene (Cumene)	5	--	UG/L	0.2 U	0.2 U	0.2 U	0.2 U	0.2 U	0.2 U
M,P-Xylene (Sum Of Isomers)	5	--	UG/L	0.33 U	0.33 U	0.33 U	0.33 U	0.33 U	0.33 U
Methyl Acetate	--	--	UG/L	0.43 U	0.43 U	0.43 U	0.43 U	0.43 U	0.43 U
Methyl Ethyl Ketone (2-Butanone)	--	50	UG/L	0.81 U	0.81 U	0.81 U	0.81 U	0.81 U	0.81 U
Methyl Isobutyl Ketone (4-Methyl-2-Pentanone)	--	--	UG/L	0.67 U	0.67 U	0.67 U	0.67 U	0.67 U	0.67 U
Methylcyclohexane	--	--	UG/L	0.27 U	0.27 U	0.27 U	0.27 U	0.27 U	0.27 U
Methylene Chloride	5	--	UG/L	0.6 U	0.6 U	0.6 U	0.6 U	0.6 U	0.6 U
O-Xylene (1,2-Dimethylbenzene)	5	--	UG/L	0.2 U	0.2 U	0.2 U	0.2 U	0.2 U	0.2 U
Styrene	5	--	UG/L	0.2 U	0.2 U	0.2 U	0.2 U	0.2 U	0.2 U
Tert-Butyl Methyl Ether	--	10	UG/L	0.29 U	0.29 U	0.29 U	0.29 U	0.29 U	0.29 U
Tetrachloroethylene (PCE)	5	--	UG/L	0.3 U	0.3 U	0.3 U	0.3 U	0.3 U	0.3 U
Toluene	5	--	UG/L	0.2 U	0.2 U	0.2 U	0.2 U	0.2 U	0.2 U
Trans-1,2-Dichloroethene	5	--	UG/L	0.33 U	0.33 U	0.33 U	0.33 U	0.33 U	0.33 U
Trans-1,3-Dichloropropene	--	--	UG/L	0.2 U	0.2 U	0.2 U	0.2 U	0.2 U	0.2 U
Trichloroethylene (TCE)	5	--	UG/L	0.25 J	0.22 U	0.74 J	0.22 U	0.22 U	0.22 U
Trichlorofluoromethane	5	--	UG/L	0.2 U	0.2 U	0.2 U	0.2 U	0.2 U	0.2 U
Vinyl Chloride	2	--	UG/L	0.32 U	0.32 U	0.32 U	0.32 U	0.32 U	0.32 U

Table 11. Summary of Volatile Organic Compounds in Groundwater, 1000 Turk Hill Road, Fairport, Monroe County, New York

				Sample Designation:	MW-5S	MW-5S	MW-5S	MW-5S	MW-5S
				Sample Date:	02/02/2016	02/06/2017	03/06/2018	05/11/2016	05/18/2017
				Sample Depth (ft bgs)	13.6 - 21.6	15.13 - 21.9	13.37 - 21.9	6.69 - 21.9	6.68 - 21.9
				Normal or Field Duplicate:	N	N	N	N	N
				Test Type:	INITIAL	INITIAL	INITIAL	INITIAL	INITIAL
Parameter	NYSDEC Ambient Water-Quality Standards	NYSDEC Ambient Water-Quality Guidance Values	Unit						
1,1,1-Trichloroethane (TCA)	5	--	UG/L	0.36 U	0.36 U	0.36 U	0.36 U	0.36 U	0.36 U
1,1,2,2-Tetrachloroethane	5	--	UG/L	0.25 U	0.25 U	0.25 U	0.25 U	0.25 U	0.25 U
1,1,2-Trichloroethane	1	--	UG/L	0.34 U	0.34 U	0.34 U	0.34 U	0.34 U	0.34 U
1,1-Dichloroethane	5	--	UG/L	0.2 U	0.2 U	0.2 U	0.2 U	0.2 U	0.2 U
1,1-Dichloroethene	5	--	UG/L	0.57 U	0.57 U	0.57 U	0.57 U	0.57 U	0.57 U
1,2,3-Trichlorobenzene	5	--	UG/L	0.82 U	0.82 U	0.82 U	0.82 U	0.82 U	0.82 U
1,2,4-Trichlorobenzene	5	--	UG/L	0.23 U	0.23 U	0.23 U	0.23 U	0.23 U	0.23 U
1,2-Dibromo-3-Chloropropane	0.04	--	UG/L	0.74 U	0.74 U	0.74 U	0.74 U	0.74 U	0.74 U
1,2-Dibromoethane (Ethylene Dibromide)	--	--	UG/L	0.24 U	0.24 U	0.24 U	0.24 U	0.24 U	0.24 U
1,2-Dichlorobenzene	3	--	UG/L	0.21 U	0.21 U	0.21 U	0.21 U	0.21 U	0.21 U
1,2-Dichloroethane	0.6	--	UG/L	0.36 U	0.36 U	0.36 U	0.36 U	0.36 U	0.36 U
1,2-Dichloropropane	1	--	UG/L	0.2 U	0.2 U	0.2 U	0.2 U	0.2 U	0.2 U
1,3-Dichlorobenzene	3	--	UG/L	0.2 U	0.2 U	0.2 U	0.2 U	0.2 U	0.2 U
1,4-Dichlorobenzene	3	--	UG/L	0.2 U	0.2 U	0.2 U	0.2 U	0.2 U	0.2 U
1,4-Dioxane (P-Dioxane)	--	--	UG/L	NA	NA	NA	NA	NA	NA
2-Hexanone	--	50	UG/L	1.7 U	1.7 U	1.7 U	1.7 U	1.7 U	1.7 U
Acetone	--	50	UG/L	1.3 U	1.3 U	1.7 U	1.3 U	1.3 U	2 J
Benzene	1	--	UG/L	0.2 U	0.2 U	0.2 U	0.2 U	0.2 U	0.2 U
Bromochloromethane	5	--	UG/L	0.32 U	0.32 U	0.32 U	0.32 U	0.32 U	0.32 U
Bromodichloromethane	--	50	UG/L	0.32 U	0.32 U	0.32 U	0.32 U	0.32 U	0.32 U
Bromoform	--	50	UG/L	0.42 U	0.42 U	0.42 U	0.42 U	0.42 U	0.42 U
Bromomethane	5	--	UG/L	0.29 U	0.29 U	0.29 U	0.29 U	0.29 U	0.29 U
Carbon Disulfide	--	60	UG/L	0.22 U	0.22 U	0.22 U	0.22 U	0.22 U	0.22 U
Carbon Tetrachloride	5	--	UG/L	0.45 U	0.45 U	0.45 U	0.45 U	0.45 U	0.45 U
Chlorobenzene	5	--	UG/L	0.29 U	0.29 U	0.29 U	0.29 U	0.29 U	0.29 U
Chloroethane	5	--	UG/L	0.24 U	0.24 U	0.24 U	0.24 U	0.24 U	0.24 U
Chloroform	7	--	UG/L	0.27 J	0.25 U	0.25 U	0.25 U	0.25 U	0.25 U

Table 11. Summary of Volatile Organic Compounds in Groundwater, 1000 Turk Hill Road, Fairport, Monroe County, New York

				Sample Designation:	MW-5S	MW-5S	MW-5S	MW-5S	MW-5S
				Sample Date:	02/02/2016	02/06/2017	03/06/2018	05/11/2016	05/18/2017
				Sample Depth (ft bgs)	13.6 - 21.6	15.13 - 21.9	13.37 - 21.9	6.69 - 21.9	6.68 - 21.9
				Normal or Field Duplicate:	N	N	N	N	N
				Test Type:	INITIAL	INITIAL	INITIAL	INITIAL	INITIAL
Parameter	NYSDEC Ambient Water-Quality Standards	NYSDEC Ambient Water-Quality Guidance Values	Unit						
Chloromethane	--	--	UG/L	0.21 U	0.21 U	0.21 U	0.21 U	0.21 U	0.21 U
Cis-1,2-Dichloroethylene	5	--	UG/L	1.1	1.3	0.84 J	0.3 U	0.3 U	0.3 U
Cis-1,3-Dichloropropene	--	5	UG/L	0.24 U	0.24 U	0.24 U	0.24 U	0.24 U	0.24 U
Cyclohexane	--	--	UG/L	0.25 U	0.25 U	0.25 U	0.25 U	0.25 U	0.25 U
Dibromochloromethane	--	50	UG/L	0.31 U	0.31 U	0.31 U	0.31 U	0.31 U	0.31 U
Dichlorodifluoromethane	5	--	UG/L	0.46 U	0.46 U	0.46 U	0.46 U	0.46 U	0.46 U
Ethylbenzene	5	--	UG/L	0.2 U	0.2 U	0.2 U	0.2 U	0.2 U	0.2 U
Hexachlorobutadiene	0.5	--	UG/L	1.3 U	NA	NA	1.3 U	NA	NA
Isopropylbenzene (Cumene)	5	--	UG/L	0.2 U	0.2 U	0.2 U	0.2 U	0.2 U	0.2 U
M,P-Xylene (Sum Of Isomers)	5	--	UG/L	0.33 U	0.33 U	0.33 U	0.33 U	0.33 U	0.33 U
Methyl Acetate	--	--	UG/L	0.43 U	0.43 U	0.43 U	0.43 U	0.43 U	0.43 U
Methyl Ethyl Ketone (2-Butanone)	--	50	UG/L	0.81 U	0.81 U	0.81 U	0.81 U	0.81 U	0.81 U
Methyl Isobutyl Ketone (4-Methyl-2-Pentanone)	--	--	UG/L	0.67 U	0.67 U	0.67 U	0.67 U	0.67 U	0.67 U
Methylcyclohexane	--	--	UG/L	0.27 U	0.27 U	0.27 U	0.27 U	0.27 U	0.27 U
Methylene Chloride	5	--	UG/L	0.6 U	0.6 U	0.6 U	0.6 U	0.6 U	0.6 U
O-Xylene (1,2-Dimethylbenzene)	5	--	UG/L	0.2 U	0.2 U	0.2 U	0.2 U	0.2 U	0.2 U
Styrene	5	--	UG/L	0.2 U	0.2 U	0.2 U	0.2 U	0.2 U	0.2 U
Tert-Butyl Methyl Ether	--	10	UG/L	0.29 U	0.29 U	0.29 U	0.29 U	0.29 U	0.29 U
Tetrachloroethylene (PCE)	5	--	UG/L	0.3 U	0.3 U	0.3 U	0.3 U	0.3 U	0.3 U
Toluene	5	--	UG/L	0.2 U	0.2 U	0.2 U	0.2 U	0.2 U	0.2 U
Trans-1,2-Dichloroethene	5	--	UG/L	0.33 U	0.33 U	0.33 U	0.33 U	0.33 U	0.33 U
Trans-1,3-Dichloropropene	--	--	UG/L	0.2 U	0.2 U	0.2 U	0.2 U	0.2 U	0.2 U
Trichloroethylene (TCE)	5	--	UG/L	18	20	19	2.2	2.1	2.1
Trichlorofluoromethane	5	--	UG/L	0.2 U	0.2 U	0.2 U	0.2 U	0.2 U	0.2 U
Vinyl Chloride	2	--	UG/L	0.32 U	0.32 U	0.32 U	0.32 U	0.32 U	0.32 U

Table 11. Summary of Volatile Organic Compounds in Groundwater, 1000 Turk Hill Road, Fairport, Monroe County, New York

				Sample Designation:	MW-5S	MW-5S	MW-5S	MW-5S	MW-6D
				Sample Date:	08/09/2016	08/09/2017	11/09/2016	11/09/2017	02/01/2016
				Sample Depth (ft bgs)	6.31 - 21.63	6.39 - 21.9	6.72 - 21.92	6.82 - 21.91	12.7 - 33.78
				Normal or Field Duplicate:	N	N	N	N	N
				Test Type:	INITIAL	INITIAL	INITIAL	INITIAL	DILUTION1
Parameter	NYSDEC Ambient Water-Quality Standards	NYSDEC Ambient Water-Quality Guidance Values	Unit						
1,1,1-Trichloroethane (TCA)	5	--	UG/L	0.36 U	0.36 U	0.36 U	0.36 U	0.36 U	1.8 U
1,1,2,2-Tetrachloroethane	5	--	UG/L	0.25 U	0.25 U	0.25 U	0.25 U	0.25 U	1.3 U
1,1,2-Trichloroethane	1	--	UG/L	0.34 U	0.34 U	0.34 U	0.34 U	0.34 U	1.8 U
1,1-Dichloroethane	5	--	UG/L	0.2 U	0.2 U	0.2 U	0.2 U	0.2 U	1 U
1,1-Dichloroethene	5	--	UG/L	0.57 U	0.57 U	0.57 U	0.57 U	0.57 U	2.9 U
1,2,3-Trichlorobenzene	5	--	UG/L	0.82 U	0.82 U	0.82 U	0.82 U	0.82 U	4.1 U
1,2,4-Trichlorobenzene	5	--	UG/L	0.23 U	0.23 U	0.23 U	0.23 U	0.23 U	1.2 U
1,2-Dibromo-3-Chloropropane	0.04	--	UG/L	0.74 U	0.74 U	0.74 U	0.74 U	0.74 U	3.7 U
1,2-Dibromoethane (Ethylene Dibromide)	--	--	UG/L	0.24 U	0.24 U	0.24 U	0.24 U	0.24 U	1.2 U
1,2-Dichlorobenzene	3	--	UG/L	0.21 U	0.21 U	0.21 U	0.21 U	0.21 U	1.1 U
1,2-Dichloroethane	0.6	--	UG/L	0.36 U	0.36 U	0.36 U	0.36 U	0.36 U	1.8 U
1,2-Dichloropropane	1	--	UG/L	0.2 U	0.2 U	0.2 U	0.2 U	0.2 U	1 U
1,3-Dichlorobenzene	3	--	UG/L	0.2 U	0.2 U	0.2 U	0.2 U	0.2 U	1 U
1,4-Dichlorobenzene	3	--	UG/L	0.2 U	0.2 U	0.2 U	0.2 U	0.2 U	1 U
1,4-Dioxane (P-Dioxane)	--	--	UG/L	NA	NA	NA	NA	NA	100 U
2-Hexanone	--	50	UG/L	1.7 U	1.7 U	1.7 U	1.7 U	1.7 U	8.3 U
Acetone	--	50	UG/L	4.6 U	1.3 U	1.3 U	1.3 U	1.3 U	6.2 U
Benzene	1	--	UG/L	0.2 U	0.2 U	0.2 U	0.2 U	0.2 U	1 U
Bromochloromethane	5	--	UG/L	0.32 U	0.32 U	0.32 U	0.32 U	0.32 U	1.6 U
Bromodichloromethane	--	50	UG/L	0.32 U	0.32 U	0.32 U	0.32 U	0.32 U	1.6 U
Bromoform	--	50	UG/L	0.42 U	0.42 U	0.42 U	0.42 U	0.42 U	2.1 U
Bromomethane	5	--	UG/L	0.29 U	0.29 U	0.29 U	0.29 U	0.29 U	1.5 U
Carbon Disulfide	--	60	UG/L	0.22 U	0.22 U	0.22 U	0.22 U	0.22 U	1.1 U
Carbon Tetrachloride	5	--	UG/L	0.45 U	0.45 U	0.45 U	0.45 U	0.45 U	2.3 U
Chlorobenzene	5	--	UG/L	0.29 U	0.29 U	0.29 U	0.29 U	0.29 U	1.5 U
Chloroethane	5	--	UG/L	0.24 U	0.24 U	0.24 U	0.24 U	0.24 U	1.2 U
Chloroform	7	--	UG/L	0.25 U	0.25 U	0.25 U	0.25 U	0.25 U	1.3 U

Table 11. Summary of Volatile Organic Compounds in Groundwater, 1000 Turk Hill Road, Fairport, Monroe County, New York

				Sample Designation:	MW-5S	MW-5S	MW-5S	MW-5S	MW-6D
				Sample Date:	08/09/2016	08/09/2017	11/09/2016	11/09/2017	02/01/2016
				Sample Depth (ft bgs)	6.31 - 21.63	6.39 - 21.9	6.72 - 21.92	6.82 - 21.91	12.7 - 33.78
				Normal or Field Duplicate:	N	N	N	N	N
				Test Type:	INITIAL	INITIAL	INITIAL	INITIAL	DILUTION1
Parameter	NYSDEC Ambient Water-Quality Standards	NYSDEC Ambient Water-Quality Guidance Values	Unit						
Chloromethane	--	--	UG/L	0.21 U	0.21 U	0.21 U	0.21 U	0.21 U	1.1 U
Cis-1,2-Dichloroethylene	5	--	UG/L	91	0.3 U	0.42 J	0.5 J	760 D	
Cis-1,3-Dichloropropene	--	5	UG/L	0.24 U	0.24 U	0.24 U	0.24 U	0.24 U	1.2 U
Cyclohexane	--	--	UG/L	0.25 U	0.25 U	0.25 U	0.25 U	0.25 U	1.3 U
Dibromochloromethane	--	50	UG/L	0.31 U	0.31 U	0.31 U	0.31 U	0.31 U	1.6 U
Dichlorodifluoromethane	5	--	UG/L	0.46 U	0.46 U	0.46 U	0.46 U	0.46 U	2.4 U
Ethylbenzene	5	--	UG/L	0.2 U	0.2 U	0.2 U	0.2 U	0.2 U	1 U
Hexachlorobutadiene	0.5	--	UG/L	NA	NA	NA	NA	NA	NA
Isopropylbenzene (Cumene)	5	--	UG/L	0.2 U	0.2 U	0.2 U	0.2 U	0.2 U	1 U
M,P-Xylene (Sum Of Isomers)	5	--	UG/L	0.33 U	0.33 U	0.33 U	0.33 U	0.33 U	1.7 U
Methyl Acetate	--	--	UG/L	0.43 U	0.43 U	0.43 U	0.43 U	0.43 U	2.2 U
Methyl Ethyl Ketone (2-Butanone)	--	50	UG/L	0.81 U	0.81 U	0.81 U	0.81 U	0.81 U	4.1 U
Methyl Isobutyl Ketone (4-Methyl-2-Pentanone)	--	--	UG/L	0.67 U	0.67 U	0.67 U	0.67 U	0.67 U	3.4 U
Methylcyclohexane	--	--	UG/L	0.27 U	0.27 U	0.27 U	0.27 U	0.27 U	1.4 U
Methylene Chloride	5	--	UG/L	0.6 U	0.6 U	0.6 U	0.6 U	0.6 U	3 U
O-Xylene (1,2-Dimethylbenzene)	5	--	UG/L	0.2 U	0.2 U	0.2 U	0.2 U	0.2 U	1 U
Styrene	5	--	UG/L	0.2 U	0.2 U	0.2 U	0.2 U	0.2 U	1 U
Tert-Butyl Methyl Ether	--	10	UG/L	0.29 U	0.29 U	0.29 U	0.29 U	0.29 U	1.5 U
Tetrachloroethylene (PCE)	5	--	UG/L	0.3 U	0.3 U	0.3 U	0.3 U	0.3 U	1.5 U
Toluene	5	--	UG/L	0.25 J	0.2 U	0.2 U	0.2 U	0.2 U	1 U
Trans-1,2-Dichloroethene	5	--	UG/L	0.52 J	0.33 U	0.33 U	0.33 U	0.33 U	11 D
Trans-1,3-Dichloropropene	--	--	UG/L	0.2 U	0.2 U	0.2 U	0.2 U	0.2 U	1 U
Trichloroethylene (TCE)	5	--	UG/L	3.2	4.2	3.2	9.7	98 D	
Trichlorofluoromethane	5	--	UG/L	0.2 U	0.2 U	0.2 U	0.2 U	0.2 U	1 U
Vinyl Chloride	2	--	UG/L	6.2	0.32 U	0.32 U	0.32 U	0.32 U	11 D

Table 11. Summary of Volatile Organic Compounds in Groundwater, 1000 Turk Hill Road, Fairport, Monroe County, New York

				Sample Designation:	MW-6D	MW-6D	MW-6D	MW-6D
				Sample Date:	02/01/2016	02/08/2017	03/06/2018	05/09/2016
				Sample Depth (ft bgs)	12.7 - 33.78	14.28 - 33.38	12.74 - 33.33	8.1 - 32.95
				Normal or Field Duplicate:	N	N	N	N
				Test Type:	INITIAL	INITIAL	INITIAL	INITIAL
Parameter	NYSDEC Ambient Water-Quality Standards	NYSDEC Ambient Water-Quality Guidance Values	Unit					
1,1,1-Trichloroethane (TCA)	5	--	UG/L	0.72 U	0.36 U	0.36 U	0.36 U	0.36 U
1,1,2,2-Tetrachloroethane	5	--	UG/L	0.5 U	0.25 U	0.25 U	0.25 U	0.25 U
1,1,2-Trichloroethane	1	--	UG/L	0.68 U	0.34 U	0.34 U	0.34 U	0.34 U
1,1-Dichloroethane	5	--	UG/L	0.4 U	0.2 U	0.2 U	0.2 U	0.2 U
1,1-Dichloroethene	5	--	UG/L	1.7 J	0.77 J	0.57 U	0.57 U	0.57 U
1,2,3-Trichlorobenzene	5	--	UG/L	1.7 U	0.82 U	0.82 U	0.82 U	0.82 U
1,2,4-Trichlorobenzene	5	--	UG/L	0.46 U	0.23 U	0.23 U	0.23 U	0.23 U
1,2-Dibromo-3-Chloropropane	0.04	--	UG/L	1.5 U	0.74 U	0.74 U	0.74 U	0.74 U
1,2-Dibromoethane (Ethylene Dibromide)	--	--	UG/L	0.48 U	0.24 U	0.24 U	0.24 U	0.24 U
1,2-Dichlorobenzene	3	--	UG/L	0.42 U	0.21 U	0.21 U	0.21 U	0.21 U
1,2-Dichloroethane	0.6	--	UG/L	0.72 U	0.36 U	0.36 U	0.36 U	0.36 U
1,2-Dichloropropane	1	--	UG/L	0.4 U	0.2 U	0.2 U	0.2 U	0.2 U
1,3-Dichlorobenzene	3	--	UG/L	0.4 U	0.2 U	0.2 U	0.2 U	0.2 U
1,4-Dichlorobenzene	3	--	UG/L	0.4 U	0.2 U	0.2 U	0.2 U	0.2 U
1,4-Dioxane (P-Dioxane)	--	--	UG/L	NA	NA	NA	NA	NA
2-Hexanone	--	50	UG/L	3.4 U	1.7 U	1.7 U	1.7 U	1.7 U
Acetone	--	50	UG/L	2.7 J	1.3 U	1.3 U	1.3 U	1.3 U
Benzene	1	--	UG/L	0.4 U	0.2 U	0.2 U	0.2 U	0.2 U
Bromochloromethane	5	--	UG/L	0.64 U	0.32 U	0.32 U	0.32 U	0.32 U
Bromodichloromethane	--	50	UG/L	0.64 U	0.32 U	0.32 U	0.32 U	0.32 U
Bromoform	--	50	UG/L	0.84 U	0.42 U	0.42 U	0.42 U	0.42 U
Bromomethane	5	--	UG/L	0.58 U	0.29 U	0.29 U	0.29 U	0.29 U
Carbon Disulfide	--	60	UG/L	0.44 U	0.22 U	0.22 U	0.22 U	0.22 U
Carbon Tetrachloride	5	--	UG/L	0.9 U	0.45 U	0.45 U	0.45 U	0.45 U
Chlorobenzene	5	--	UG/L	0.58 U	0.29 U	0.29 U	0.29 U	0.29 U
Chloroethane	5	--	UG/L	0.48 U	0.24 U	0.24 U	0.24 U	0.24 U
Chloroform	7	--	UG/L	0.5 U	0.25 U	0.25 U	0.25 U	0.25 U

Table 11. Summary of Volatile Organic Compounds in Groundwater, 1000 Turk Hill Road, Fairport, Monroe County, New York

				Sample Designation:	MW-6D	MW-6D	MW-6D	MW-6D
				Sample Date:	02/01/2016	02/08/2017	03/06/2018	05/09/2016
				Sample Depth (ft bgs)	12.7 - 33.78	14.28 - 33.38	12.74 - 33.33	8.1 - 32.95
				Normal or Field Duplicate:	N	N	N	N
				Test Type:	INITIAL	INITIAL	INITIAL	INITIAL
Parameter	NYSDEC Ambient Water-Quality Standards	NYSDEC Ambient Water-Quality Guidance Values	Unit					
Chloromethane	--	--	UG/L	0.42 U	0.21 U	0.21 U	0.21 U	0.21 U
Cis-1,2-Dichloroethylene	5	--	UG/L	760	220 D	17	93	
Cis-1,3-Dichloropropene	--	5	UG/L	0.48 U	0.24 U	0.24 U	0.24 U	0.24 U
Cyclohexane	--	--	UG/L	0.5 U	0.25 U	0.25 U	0.25 U	0.25 U
Dibromochloromethane	--	50	UG/L	0.62 U	0.31 U	0.31 U	0.31 U	0.31 U
Dichlorodifluoromethane	5	--	UG/L	0.92 U	0.46 U	0.46 U	0.46 U	0.46 U
Ethylbenzene	5	--	UG/L	0.4 U	0.2 U	0.2 U	0.2 U	0.2 U
Hexachlorobutadiene	0.5	--	UG/L	1.3 U	NA	NA	1.3 U	1.3 U
Isopropylbenzene (Cumene)	5	--	UG/L	0.4 U	0.2 U	0.2 U	0.2 U	0.2 U
M,P-Xylene (Sum Of Isomers)	5	--	UG/L	0.66 U	0.33 U	0.33 U	0.33 U	0.33 U
Methyl Acetate	--	--	UG/L	0.86 U	0.43 U	0.43 U	0.43 U	0.43 U
Methyl Ethyl Ketone (2-Butanone)	--	50	UG/L	1.7 U	0.81 U	0.81 U	0.81 U	0.81 U
Methyl Isobutyl Ketone (4-Methyl-2-Pentanone)	--	--	UG/L	1.4 U	0.67 U	0.67 U	0.67 U	0.67 U
Methylcyclohexane	--	--	UG/L	0.54 U	0.27 U	0.27 U	0.27 U	0.27 U
Methylene Chloride	5	--	UG/L	1.2 U	0.6 U	0.6 U	0.6 U	0.6 U
O-Xylene (1,2-Dimethylbenzene)	5	--	UG/L	0.4 U	0.2 U	0.2 U	0.2 U	0.2 U
Styrene	5	--	UG/L	0.4 U	0.2 U	0.2 U	0.2 U	0.2 U
Tert-Butyl Methyl Ether	--	10	UG/L	0.58 U	0.29 U	0.29 U	0.29 U	0.29 U
Tetrachloroethylene (PCE)	5	--	UG/L	0.6 U	0.3 U	0.3 U	0.3 U	0.3 U
Toluene	5	--	UG/L	0.4 U	0.2 U	0.2 U	0.2 U	0.2 U
Trans-1,2-Dichloroethene	5	--	UG/L	30	1.5	0.33 U	1.3	
Trans-1,3-Dichloropropene	--	--	UG/L	0.4 U	0.2 U	0.2 U	0.2 U	0.2 U
Trichloroethylene (TCE)	5	--	UG/L	98	55	21	40	
Trichlorofluoromethane	5	--	UG/L	0.4 U	0.2 U	0.2 U	0.2 U	0.2 U
Vinyl Chloride	2	--	UG/L	11	2.8	0.32 U	0.39 J	

Table 11. Summary of Volatile Organic Compounds in Groundwater, 1000 Turk Hill Road, Fairport, Monroe County, New York

				Sample Designation:	MW-6D	MW-6D	MW-6D	MW-6D	MW-6D
				Sample Date:	05/16/2017	05/16/2017	08/10/2016	08/10/2016	08/10/2017
				Sample Depth (ft bgs)	7.97 - 33.33	7.97 - 33.33	8.07 - 33.05	8.07 - 33.05	7.59 - 33.3
				Normal or Field Duplicate:	N	FD	N	FD	N
				Test Type:	INITIAL	INITIAL	INITIAL	INITIAL	INITIAL
Parameter	NYSDEC Ambient Water-Quality Standards	NYSDEC Ambient Water-Quality Guidance Values	Unit						
1,1,1-Trichloroethane (TCA)	5	--	UG/L	0.36 U	0.36 U	0.36 U	0.36 U	0.36 U	0.36 U
1,1,2,2-Tetrachloroethane	5	--	UG/L	0.25 U	0.25 U	0.25 U	0.25 U	0.25 U	0.25 U
1,1,2-Trichloroethane	1	--	UG/L	0.34 U	0.34 U	0.34 U	0.34 U	0.34 U	0.34 U
1,1-Dichloroethane	5	--	UG/L	0.2 U	0.2 U	0.2 U	0.2 U	0.2 U	0.2 U
1,1-Dichloroethene	5	--	UG/L	0.57 U	0.57 U	0.57 U	0.57 U	0.57 U	0.57 U
1,2,3-Trichlorobenzene	5	--	UG/L	0.82 U	0.82 U	0.82 U	0.82 U	0.82 U	0.82 U
1,2,4-Trichlorobenzene	5	--	UG/L	0.23 U	0.23 U	0.23 U	0.23 U	0.23 U	0.23 U
1,2-Dibromo-3-Chloropropane	0.04	--	UG/L	0.74 U	0.74 U	0.74 U	0.74 U	0.74 U	0.74 U
1,2-Dibromoethane (Ethylene Dibromide)	--	--	UG/L	0.24 U	0.24 U	0.24 U	0.24 U	0.24 U	0.24 U
1,2-Dichlorobenzene	3	--	UG/L	0.21 U	0.21 U	0.21 U	0.21 U	0.21 U	0.21 U
1,2-Dichloroethane	0.6	--	UG/L	0.36 U	0.36 U	0.36 U	0.36 U	0.36 U	0.36 U
1,2-Dichloropropane	1	--	UG/L	0.2 U	0.2 U	0.2 U	0.2 U	0.2 U	0.2 U
1,3-Dichlorobenzene	3	--	UG/L	0.2 U	0.2 U	0.2 U	0.2 U	0.2 U	0.2 U
1,4-Dichlorobenzene	3	--	UG/L	0.2 U	0.2 U	0.2 U	0.2 U	0.2 U	0.2 U
1,4-Dioxane (P-Dioxane)	--	--	UG/L	NA	NA	NA	NA	NA	NA
2-Hexanone	--	50	UG/L	1.7 U	1.7 U	1.7 U	1.7 U	1.7 U	1.7 U
Acetone	--	50	UG/L	1.3 U	1.3 U	1.3 U	1.3 U	1.3 U	2.9 U
Benzene	1	--	UG/L	0.2 U	0.2 U	0.2 U	0.2 U	0.2 U	0.2 U
Bromochloromethane	5	--	UG/L	0.32 U	0.32 U	0.32 U	0.32 U	0.32 U	0.32 U
Bromodichloromethane	--	50	UG/L	0.32 U	0.32 U	0.32 U	0.32 U	0.32 U	0.32 U
Bromoform	--	50	UG/L	0.42 U	0.42 U	0.42 U	0.42 U	0.42 U	0.42 U
Bromomethane	5	--	UG/L	0.29 U	0.29 U	0.29 U	0.29 U	0.29 U	0.29 U
Carbon Disulfide	--	60	UG/L	0.22 U	0.22 U	0.22 U	0.22 U	0.22 U	0.22 U
Carbon Tetrachloride	5	--	UG/L	0.45 U	0.45 U	0.45 U	0.45 U	0.45 U	0.45 U
Chlorobenzene	5	--	UG/L	0.29 U	0.29 U	0.29 U	0.29 U	0.29 U	0.29 U
Chloroethane	5	--	UG/L	0.24 U	0.24 U	0.24 U	0.24 U	0.24 U	0.24 U
Chloroform	7	--	UG/L	0.25 U	0.25 U	0.25 U	0.25 U	0.25 U	0.38 U

Table 11. Summary of Volatile Organic Compounds in Groundwater, 1000 Turk Hill Road, Fairport, Monroe County, New York

				Sample Designation:	MW-6D	MW-6D	MW-6D	MW-6D	MW-6D
				Sample Date:	05/16/2017	05/16/2017	08/10/2016	08/10/2016	08/10/2017
				Sample Depth (ft bgs)	7.97 - 33.33	7.97 - 33.33	8.07 - 33.05	8.07 - 33.05	7.59 - 33.3
				Normal or Field Duplicate:	N	FD	N	FD	N
				Test Type:	INITIAL	INITIAL	INITIAL	INITIAL	INITIAL
Parameter	NYSDEC Ambient Water-Quality Standards	NYSDEC Ambient Water-Quality Guidance Values	Unit						
Chloromethane	--	--	UG/L	0.21 U	0.21 U	0.21 U	0.21 U	0.21 U	0.21 U
Cis-1,2-Dichloroethylene	5	--	UG/L	35	35	14	14	2.6	
Cis-1,3-Dichloropropene	--	5	UG/L	0.24 U	0.24 U	0.24 U	0.24 U	0.24 U	0.24 U
Cyclohexane	--	--	UG/L	0.25 U	0.25 U	0.25 U	0.25 U	0.25 U	0.25 U
Dibromochloromethane	--	50	UG/L	0.31 U	0.31 U	0.31 U	0.31 U	0.31 U	0.31 U
Dichlorodifluoromethane	5	--	UG/L	0.46 U	0.46 U	0.46 U	0.46 U	0.46 U	0.46 U
Ethylbenzene	5	--	UG/L	0.2 U	0.2 U	0.2 U	0.2 U	0.2 U	0.2 U
Hexachlorobutadiene	0.5	--	UG/L	NA	NA	NA	NA	NA	NA
Isopropylbenzene (Cumene)	5	--	UG/L	0.2 U	0.2 U	0.2 U	0.2 U	0.2 U	0.2 U
M,P-Xylene (Sum Of Isomers)	5	--	UG/L	0.33 U	0.33 U	0.33 U	0.33 U	0.33 U	0.33 U
Methyl Acetate	--	--	UG/L	0.43 U	0.43 U	0.43 U	0.43 U	0.43 U	0.43 U
Methyl Ethyl Ketone (2-Butanone)	--	50	UG/L	0.81 U	0.81 U	0.81 U	0.81 U	0.81 U	0.81 U
Methyl Isobutyl Ketone (4-Methyl-2-Pentanone)	--	--	UG/L	0.67 U	0.67 U	0.67 U	0.67 U	0.67 U	0.67 U
Methylcyclohexane	--	--	UG/L	0.27 U	0.27 U	0.27 U	0.27 U	0.27 U	0.27 U
Methylene Chloride	5	--	UG/L	0.6 U	0.6 U	0.6 U	0.6 U	0.6 U	0.6 U
O-Xylene (1,2-Dimethylbenzene)	5	--	UG/L	0.2 U	0.2 U	0.2 U	0.2 U	0.2 U	0.2 U
Styrene	5	--	UG/L	0.2 U	0.2 U	0.2 U	0.2 U	0.2 U	0.2 U
Tert-Butyl Methyl Ether	--	10	UG/L	0.29 U	0.29 U	0.29 U	0.29 U	0.29 U	0.29 U
Tetrachloroethylene (PCE)	5	--	UG/L	0.3 U	0.3 U	0.3 U	0.3 U	0.3 U	0.3 U
Toluene	5	--	UG/L	0.2 U	0.2 U	0.2 U	0.2 U	0.2 U	0.2 U
Trans-1,2-Dichloroethene	5	--	UG/L	0.44 J	0.43 J	0.33 U	0.33 U	0.33 U	0.33 U
Trans-1,3-Dichloropropene	--	--	UG/L	0.2 U	0.2 U	0.2 U	0.2 U	0.2 U	0.2 U
Trichloroethylene (TCE)	5	--	UG/L	30	30	24	24	19	
Trichlorofluoromethane	5	--	UG/L	0.2 U	0.2 U	0.2 U	0.2 U	0.2 U	0.2 U
Vinyl Chloride	2	--	UG/L	0.32 U	0.32 U	0.32 U	0.32 U	0.32 U	0.32 U

Table 11. Summary of Volatile Organic Compounds in Groundwater, 1000 Turk Hill Road, Fairport, Monroe County, New York

				Sample Designation:	MW-6D	MW-6D	MW-6M	MW-6M
				Sample Date:	11/08/2016	11/08/2017	02/01/2016	02/07/2017
				Sample Depth (ft bgs)	8.1 - 33.17	7.29 - 33.29	12.65 - 21.6	14.82 - 21.77
				Normal or Field Duplicate:	N	N	N	N
				Test Type:	INITIAL	INITIAL	INITIAL	INITIAL
Parameter	NYSDEC Ambient Water-Quality Standards	NYSDEC Ambient Water-Quality Guidance Values	Unit					
1,1,1-Trichloroethane (TCA)	5	--	UG/L	0.36 U	0.36 U	0.36 U	0.36 U	0.36 U
1,1,2,2-Tetrachloroethane	5	--	UG/L	0.25 U	0.25 U	0.25 U	0.25 U	0.25 U
1,1,2-Trichloroethane	1	--	UG/L	0.34 U	0.34 U	0.34 U	0.34 U	0.34 U
1,1-Dichloroethane	5	--	UG/L	0.2 U	0.2 U	0.2 U	0.2 U	0.2 U
1,1-Dichloroethene	5	--	UG/L	0.57 U	0.57 U	0.57 U	0.57 U	0.57 U
1,2,3-Trichlorobenzene	5	--	UG/L	0.82 U	0.82 U	0.82 U	0.82 U	0.82 U
1,2,4-Trichlorobenzene	5	--	UG/L	0.23 U	0.23 U	0.23 U	0.23 U	0.23 U
1,2-Dibromo-3-Chloropropane	0.04	--	UG/L	0.74 U	0.74 U	0.74 U	0.74 U	0.74 U
1,2-Dibromoethane (Ethylene Dibromide)	--	--	UG/L	0.24 U	0.24 U	0.24 U	0.24 U	0.24 U
1,2-Dichlorobenzene	3	--	UG/L	0.21 U	0.21 U	0.21 U	0.21 U	0.21 U
1,2-Dichloroethane	0.6	--	UG/L	0.36 U	0.36 U	0.36 U	0.36 U	0.36 U
1,2-Dichloropropane	1	--	UG/L	0.2 U	0.2 U	0.2 U	0.2 U	0.2 U
1,3-Dichlorobenzene	3	--	UG/L	0.2 U	0.2 U	0.2 U	0.2 U	0.2 U
1,4-Dichlorobenzene	3	--	UG/L	0.2 U	0.2 U	0.2 U	0.2 U	0.2 U
1,4-Dioxane (P-Dioxane)	--	--	UG/L	NA	NA	NA	NA	NA
2-Hexanone	--	50	UG/L	1.7 U	1.7 U	1.7 U	1.7 U	1.7 U
Acetone	--	50	UG/L	1.3 U	1.3 U	1.5 J	1.3 U	1.3 U
Benzene	1	--	UG/L	0.2 U	0.2 U	0.2 U	0.2 U	0.2 U
Bromochloromethane	5	--	UG/L	0.32 U	0.32 U	0.32 U	0.32 U	0.32 U
Bromodichloromethane	--	50	UG/L	0.32 U	0.32 U	0.32 U	0.32 U	0.32 U
Bromoform	--	50	UG/L	0.42 U	0.42 U	0.42 U	0.42 U	0.42 U
Bromomethane	5	--	UG/L	0.29 U	0.29 U	0.29 U	0.29 U	0.29 U
Carbon Disulfide	--	60	UG/L	0.22 U	0.22 U	0.22 U	0.22 U	0.22 U
Carbon Tetrachloride	5	--	UG/L	0.45 U	0.45 U	0.45 U	0.45 U	0.45 U
Chlorobenzene	5	--	UG/L	0.29 U	0.29 U	0.29 U	0.29 U	0.29 U
Chloroethane	5	--	UG/L	0.24 U	0.24 U	0.24 U	0.24 U	0.24 U
Chloroform	7	--	UG/L	0.25 J	0.28 J	0.25 U	0.25 U	0.25 U

Table 11. Summary of Volatile Organic Compounds in Groundwater, 1000 Turk Hill Road, Fairport, Monroe County, New York

				Sample Designation:	MW-6D	MW-6D	MW-6M	MW-6M
				Sample Date:	11/08/2016	11/08/2017	02/01/2016	02/07/2017
				Sample Depth (ft bgs)	8.1 - 33.17	7.29 - 33.29	12.65 - 21.6	14.82 - 21.77
				Normal or Field Duplicate:	N	N	N	N
				Test Type:	INITIAL	INITIAL	INITIAL	INITIAL
Parameter	NYSDEC Ambient Water-Quality Standards	NYSDEC Ambient Water-Quality Guidance Values	Unit					
Chloromethane	--	--	UG/L	0.21 U	0.21 U	0.21 U	0.21 U	0.21 U
Cis-1,2-Dichloroethylene	5	--	UG/L	7.1	2.2	12	1.8	
Cis-1,3-Dichloropropene	--	5	UG/L	0.24 U	0.24 U	0.24 U	0.24 U	0.24 U
Cyclohexane	--	--	UG/L	0.25 U	0.25 U	0.25 U	0.25 U	0.25 U
Dibromochloromethane	--	50	UG/L	0.31 U	0.31 U	0.31 U	0.31 U	0.31 U
Dichlorodifluoromethane	5	--	UG/L	0.46 U	0.46 U	0.46 U	0.46 U	0.46 U
Ethylbenzene	5	--	UG/L	0.2 U	0.2 U	0.2 U	0.2 U	0.2 U
Hexachlorobutadiene	0.5	--	UG/L	NA	NA	1.3 U	NA	
Isopropylbenzene (Cumene)	5	--	UG/L	0.2 U	0.2 U	0.2 U	0.2 U	0.2 U
M,P-Xylene (Sum Of Isomers)	5	--	UG/L	0.33 U	0.33 U	0.33 U	0.33 U	0.33 U
Methyl Acetate	--	--	UG/L	0.43 U	0.43 U	0.43 U	0.43 U	0.43 U
Methyl Ethyl Ketone (2-Butanone)	--	50	UG/L	0.81 U	0.81 U	0.81 U	0.81 U	0.81 U
Methyl Isobutyl Ketone (4-Methyl-2-Pentanone)	--	--	UG/L	0.67 U	0.67 U	0.67 U	0.67 U	0.67 U
Methylcyclohexane	--	--	UG/L	0.27 U	0.27 U	0.27 U	0.27 U	0.27 U
Methylene Chloride	5	--	UG/L	0.6 U	0.6 U	0.6 U	0.6 U	0.6 U
O-Xylene (1,2-Dimethylbenzene)	5	--	UG/L	0.2 U	0.2 U	0.2 U	0.2 U	0.2 U
Styrene	5	--	UG/L	0.2 U	0.2 U	0.2 U	0.2 U	0.2 U
Tert-Butyl Methyl Ether	--	10	UG/L	0.29 U	0.29 U	0.29 U	0.29 U	0.29 U
Tetrachloroethylene (PCE)	5	--	UG/L	0.3 U	0.3 U	0.3 U	0.3 U	0.3 U
Toluene	5	--	UG/L	0.2 U	0.2 U	0.2 U	0.2 U	0.2 U
Trans-1,2-Dichloroethene	5	--	UG/L	0.33 U	0.33 U	0.33 U	0.33 U	0.33 U
Trans-1,3-Dichloropropene	--	--	UG/L	0.2 U	0.2 U	0.2 U	0.2 U	0.2 U
Trichloroethylene (TCE)	5	--	UG/L	26	20	16	18	
Trichlorofluoromethane	5	--	UG/L	0.2 U	0.2 U	0.2 U	0.2 U	0.2 U
Vinyl Chloride	2	--	UG/L	0.32 U	0.32 U	0.32 U	0.32 U	0.32 U

Table 11. Summary of Volatile Organic Compounds in Groundwater, 1000 Turk Hill Road, Fairport, Monroe County, New York

				Sample Designation:	MW-6M	MW-6M	MW-6M	MW-6M	MW-6M
				Sample Date:	03/06/2018	05/09/2016	05/16/2017	08/10/2016	08/10/2017
				Sample Depth (ft bgs)	13.14 - 21.86	6.3 - 21.6	6.51 - 21.9	6.1 - 21.69	6.19 - 21.79
				Normal or Field Duplicate:	N	N	N	N	N
				Test Type:	INITIAL	INITIAL	INITIAL	INITIAL	INITIAL
Parameter	NYSDEC Ambient Water-Quality Standards	NYSDEC Ambient Water-Quality Guidance Values	Unit						
1,1,1-Trichloroethane (TCA)	5	--	UG/L	0.36 U	0.36 U	0.36 U	0.36 U	0.36 U	0.36 U
1,1,2,2-Tetrachloroethane	5	--	UG/L	0.25 U	0.25 U	0.25 U	0.25 U	0.25 U	0.25 U
1,1,2-Trichloroethane	1	--	UG/L	0.34 U	0.34 U	0.34 U	0.34 U	0.34 U	0.34 U
1,1-Dichloroethane	5	--	UG/L	0.2 U	0.2 U	0.2 U	0.2 U	0.2 U	0.2 U
1,1-Dichloroethene	5	--	UG/L	0.57 U	0.57 U	0.57 U	0.57 U	0.57 U	0.57 U
1,2,3-Trichlorobenzene	5	--	UG/L	0.82 U	0.82 U	0.82 U	0.82 U	0.82 U	0.82 U
1,2,4-Trichlorobenzene	5	--	UG/L	0.23 U	0.23 U	0.23 U	0.23 U	0.23 U	0.23 U
1,2-Dibromo-3-Chloropropane	0.04	--	UG/L	0.74 U	0.74 U	0.74 U	0.74 U	0.74 U	0.74 U
1,2-Dibromoethane (Ethylene Dibromide)	--	--	UG/L	0.24 U	0.24 U	0.24 U	0.24 U	0.24 U	0.24 U
1,2-Dichlorobenzene	3	--	UG/L	0.21 U	0.21 U	0.21 U	0.21 U	0.21 U	0.21 U
1,2-Dichloroethane	0.6	--	UG/L	0.36 U	0.36 U	0.36 U	0.36 U	0.36 U	0.36 U
1,2-Dichloropropane	1	--	UG/L	0.2 U	0.2 U	0.2 U	0.2 U	0.2 U	0.2 U
1,3-Dichlorobenzene	3	--	UG/L	0.2 U	0.2 U	0.2 U	0.2 U	0.2 U	0.2 U
1,4-Dichlorobenzene	3	--	UG/L	0.2 U	0.2 U	0.2 U	0.2 U	0.2 U	0.2 U
1,4-Dioxane (P-Dioxane)	--	--	UG/L	NA	NA	NA	NA	NA	NA
2-Hexanone	--	50	UG/L	1.7 U	1.7 U	1.7 U	1.7 U	1.7 U	1.7 U
Acetone	--	50	UG/L	1.7 U	1.3 U	1.3 U	1.3 U	1.3 U	1.3 U
Benzene	1	--	UG/L	0.2 U	0.2 U	0.2 U	0.2 U	0.2 U	0.2 U
Bromochloromethane	5	--	UG/L	0.32 U	0.32 U	0.32 U	0.32 U	0.32 U	0.32 U
Bromodichloromethane	--	50	UG/L	0.32 U	0.32 U	0.32 U	0.32 U	0.32 U	0.32 U
Bromoform	--	50	UG/L	0.42 U	0.42 U	0.42 U	0.42 U	0.42 U	0.42 U
Bromomethane	5	--	UG/L	0.29 U	0.29 U	0.29 U	0.29 U	0.29 U	0.29 U
Carbon Disulfide	--	60	UG/L	0.22 U	0.22 U	0.22 U	0.22 U	0.22 U	0.22 U
Carbon Tetrachloride	5	--	UG/L	0.45 U	0.45 U	0.45 U	0.45 U	0.45 U	0.45 U
Chlorobenzene	5	--	UG/L	0.29 U	0.29 U	0.29 U	0.29 U	0.29 U	0.29 U
Chloroethane	5	--	UG/L	0.24 U	0.24 U	0.24 U	0.24 U	0.24 U	0.24 U
Chloroform	7	--	UG/L	0.25 U	0.25 U	0.25 U	0.25 U	0.25 U	0.25 U

Table 11. Summary of Volatile Organic Compounds in Groundwater, 1000 Turk Hill Road, Fairport, Monroe County, New York

				Sample Designation:	MW-6M	MW-6M	MW-6M	MW-6M	MW-6M
				Sample Date:	03/06/2018	05/09/2016	05/16/2017	08/10/2016	08/10/2017
				Sample Depth (ft bgs)	13.14 - 21.86	6.3 - 21.6	6.51 - 21.9	6.1 - 21.69	6.19 - 21.79
				Normal or Field Duplicate:	N	N	N	N	N
				Test Type:	INITIAL	INITIAL	INITIAL	INITIAL	INITIAL
Parameter	NYSDEC Ambient Water-Quality Standards	NYSDEC Ambient Water-Quality Guidance Values	Unit						
Chloromethane	--	--	UG/L	0.21 U	0.21 U	0.21 U	0.21 U	0.21 U	0.21 U
Cis-1,2-Dichloroethylene	5	--	UG/L	0.92 J	0.36 J	0.75 J	1.9	0.43 J	0.43 J
Cis-1,3-Dichloropropene	--	5	UG/L	0.24 U	0.24 U	0.24 U	0.24 U	0.24 U	0.24 U
Cyclohexane	--	--	UG/L	0.25 U	0.25 U	0.25 U	0.25 U	0.25 U	0.25 U
Dibromochloromethane	--	50	UG/L	0.31 U	0.31 U	0.31 U	0.31 U	0.31 U	0.31 U
Dichlorodifluoromethane	5	--	UG/L	0.46 U	0.46 U	0.46 U	0.46 U	0.46 U	0.46 U
Ethylbenzene	5	--	UG/L	0.2 U	0.2 U	0.2 U	0.2 U	0.2 U	0.27 J
Hexachlorobutadiene	0.5	--	UG/L	NA	1.3 U	NA	NA	NA	NA
Isopropylbenzene (Cumene)	5	--	UG/L	0.2 U	0.2 U	0.2 U	0.2 U	0.2 U	0.2 U
M,P-Xylene (Sum Of Isomers)	5	--	UG/L	0.33 U	0.33 U	0.33 U	0.33 U	0.33 U	1 J
Methyl Acetate	--	--	UG/L	0.43 U	0.43 U	0.43 U	0.43 U	0.43 U	0.43 U
Methyl Ethyl Ketone (2-Butanone)	--	50	UG/L	0.81 U	0.81 U	0.81 U	0.81 U	0.81 U	0.81 U
Methyl Isobutyl Ketone (4-Methyl-2-Pentanone)	--	--	UG/L	0.67 U	0.67 U	0.67 U	0.67 U	0.67 U	0.67 U
Methylcyclohexane	--	--	UG/L	0.27 U	0.27 U	0.27 U	0.27 U	0.27 U	0.27 U
Methylene Chloride	5	--	UG/L	0.6 U	0.6 U	0.6 U	0.6 U	0.6 U	0.6 U
O-Xylene (1,2-Dimethylbenzene)	5	--	UG/L	0.2 U	0.2 U	0.2 U	0.2 U	0.2 U	0.45 J
Styrene	5	--	UG/L	0.2 U	0.2 U	0.2 U	0.2 U	0.2 U	0.2 U
Tert-Butyl Methyl Ether	--	10	UG/L	0.29 U	0.29 U	0.29 U	0.29 U	0.29 U	0.29 U
Tetrachloroethylene (PCE)	5	--	UG/L	0.3 U	0.3 U	0.3 U	0.3 U	0.3 U	0.3 U
Toluene	5	--	UG/L	0.2 U	0.2 U	0.2 U	0.2 U	0.2 U	1.1
Trans-1,2-Dichloroethene	5	--	UG/L	0.33 U	0.33 U	0.33 U	0.33 U	0.33 U	0.33 U
Trans-1,3-Dichloropropene	--	--	UG/L	0.2 U	0.2 U	0.2 U	0.2 U	0.2 U	0.2 U
Trichloroethylene (TCE)	5	--	UG/L	19	1.4	5.2	4.8	5.8	5.8
Trichlorofluoromethane	5	--	UG/L	0.2 U	0.2 U	0.2 U	0.2 U	0.2 U	0.2 U
Vinyl Chloride	2	--	UG/L	0.32 U	0.32 U	0.32 U	0.32 U	0.32 U	0.32 U

Table 11. Summary of Volatile Organic Compounds in Groundwater, 1000 Turk Hill Road, Fairport, Monroe County, New York

				Sample Designation:	MW-6M	MW-6M	MW-6S	MW-6S	MW-6S
				Sample Date:	11/08/2016	11/08/2017	05/09/2016	05/16/2017	08/10/2016
				Sample Depth (ft bgs)	6.49 - 21.91	6.18 - 21.82	6 - 13.7	6.47 - 13.99	5.88 - 13.77
				Normal or Field Duplicate:	N	N	N	N	N
				Test Type:	INITIAL	INITIAL	INITIAL	INITIAL	INITIAL
Parameter	NYSDEC Ambient Water-Quality Standards	NYSDEC Ambient Water-Quality Guidance Values	Unit						
1,1,1-Trichloroethane (TCA)	5	--	UG/L	0.36 U	0.36 U	0.36 U	0.36 U	0.36 U	0.36 U
1,1,2,2-Tetrachloroethane	5	--	UG/L	0.25 U	0.25 U	0.25 U	0.25 U	0.25 U	0.25 U
1,1,2-Trichloroethane	1	--	UG/L	0.34 U	0.34 U	0.34 U	0.34 U	0.34 U	0.34 U
1,1-Dichloroethane	5	--	UG/L	0.2 U	0.2 U	0.2 U	0.2 U	0.2 U	0.2 U
1,1-Dichloroethene	5	--	UG/L	0.57 U	0.57 U	0.57 U	0.57 U	0.57 U	0.57 U
1,2,3-Trichlorobenzene	5	--	UG/L	0.82 U	0.82 U	0.82 U	0.82 U	0.82 U	0.82 U
1,2,4-Trichlorobenzene	5	--	UG/L	0.23 U	0.23 U	0.23 U	0.23 U	0.23 U	0.23 U
1,2-Dibromo-3-Chloropropane	0.04	--	UG/L	0.74 U	0.74 U	0.74 U	0.74 U	0.74 U	0.74 U
1,2-Dibromoethane (Ethylene Dibromide)	--	--	UG/L	0.24 U	0.24 U	0.24 U	0.24 U	0.24 U	0.24 U
1,2-Dichlorobenzene	3	--	UG/L	0.21 U	0.21 U	0.21 U	0.21 U	0.21 U	0.21 U
1,2-Dichloroethane	0.6	--	UG/L	0.36 U	0.36 U	0.36 U	0.36 U	0.36 U	0.36 U
1,2-Dichloropropane	1	--	UG/L	0.2 U	0.2 U	0.2 U	0.2 U	0.2 U	0.2 U
1,3-Dichlorobenzene	3	--	UG/L	0.2 U	0.2 U	0.2 U	0.2 U	0.2 U	0.2 U
1,4-Dichlorobenzene	3	--	UG/L	0.2 U	0.2 U	0.2 U	0.2 U	0.2 U	0.2 U
1,4-Dioxane (P-Dioxane)	--	--	UG/L	NA	NA	NA	NA	NA	NA
2-Hexanone	--	50	UG/L	1.7 U	1.7 U	1.7 U	1.7 U	1.7 U	1.7 U
Acetone	--	50	UG/L	1.3 U	1.3 U	1.3 U	1.6 J	1.3 U	1.3 U
Benzene	1	--	UG/L	0.2 U	0.2 U	0.2 U	0.2 U	0.2 U	0.2 U
Bromochloromethane	5	--	UG/L	0.32 U	0.32 U	0.32 U	0.32 U	0.32 U	0.32 U
Bromodichloromethane	--	50	UG/L	0.32 U	0.32 U	0.32 U	0.32 U	0.32 U	0.32 U
Bromoform	--	50	UG/L	0.42 U	0.42 U	0.42 U	0.42 U	0.42 U	0.42 U
Bromomethane	5	--	UG/L	0.29 U	0.29 U	0.29 U	0.29 U	0.29 U	0.29 U
Carbon Disulfide	--	60	UG/L	0.22 U	0.22 U	0.22 U	0.22 U	0.22 U	0.22 U
Carbon Tetrachloride	5	--	UG/L	0.45 U	0.45 U	0.45 U	0.45 U	0.45 U	0.45 U
Chlorobenzene	5	--	UG/L	0.29 U	0.29 U	0.29 U	0.29 U	0.29 U	0.29 U
Chloroethane	5	--	UG/L	0.24 U	0.24 U	0.24 U	0.24 U	0.24 U	0.24 U
Chloroform	7	--	UG/L	0.25 U	0.25 U	0.25 U	0.25 U	0.25 U	0.25 U

Table 11. Summary of Volatile Organic Compounds in Groundwater, 1000 Turk Hill Road, Fairport, Monroe County, New York

				Sample Designation:	MW-6M	MW-6M	MW-6S	MW-6S	MW-6S
				Sample Date:	11/08/2016	11/08/2017	05/09/2016	05/16/2017	08/10/2016
				Sample Depth (ft bgs)	6.49 - 21.91	6.18 - 21.82	6 - 13.7	6.47 - 13.99	5.88 - 13.77
				Normal or Field Duplicate:	N	N	N	N	N
				Test Type:	INITIAL	INITIAL	INITIAL	INITIAL	INITIAL
Parameter	NYSDEC Ambient Water-Quality Standards	NYSDEC Ambient Water-Quality Guidance Values	Unit						
Chloromethane	--	--	UG/L	0.21 U	0.21 U	0.21 U	0.21 U	0.21 U	0.21 U
Cis-1,2-Dichloroethylene	5	--	UG/L	0.51 J	0.3 U	0.3 U	0.3 U	0.3 U	3.5
Cis-1,3-Dichloropropene	--	5	UG/L	0.24 U	0.24 U	0.24 U	0.24 U	0.24 U	0.24 U
Cyclohexane	--	--	UG/L	0.25 U	0.25 U	0.25 U	0.25 U	0.25 U	0.25 U
Dibromochloromethane	--	50	UG/L	0.31 U	0.31 U	0.31 U	0.31 U	0.31 U	0.31 U
Dichlorodifluoromethane	5	--	UG/L	0.46 U	0.46 U	0.46 U	0.46 U	0.46 U	0.46 U
Ethylbenzene	5	--	UG/L	0.2 U	0.2 U	0.2 U	0.2 U	0.2 U	0.2 U
Hexachlorobutadiene	0.5	--	UG/L	NA	NA	1.3 U	NA	NA	NA
Isopropylbenzene (Cumene)	5	--	UG/L	0.2 U	0.2 U	0.2 U	0.2 U	0.2 U	0.2 U
M,P-Xylene (Sum Of Isomers)	5	--	UG/L	0.33 U	0.33 U	0.33 U	0.33 U	0.33 U	0.33 U
Methyl Acetate	--	--	UG/L	0.43 U	0.43 U	0.43 U	0.43 U	0.43 U	0.43 U
Methyl Ethyl Ketone (2-Butanone)	--	50	UG/L	0.81 U	0.81 U	0.81 U	0.81 U	0.81 U	0.81 U
Methyl Isobutyl Ketone (4-Methyl-2-Pentanone)	--	--	UG/L	0.67 U	0.67 U	0.67 U	0.67 U	0.67 U	0.67 U
Methylcyclohexane	--	--	UG/L	0.27 U	0.27 U	0.27 U	0.27 U	0.27 U	0.27 U
Methylene Chloride	5	--	UG/L	0.6 U	0.6 U	0.6 U	0.6 U	0.6 U	0.6 U
O-Xylene (1,2-Dimethylbenzene)	5	--	UG/L	0.2 U	0.2 U	0.2 U	0.2 U	0.2 U	0.2 U
Styrene	5	--	UG/L	0.2 U	0.2 U	0.2 U	0.2 U	0.2 U	0.2 U
Tert-Butyl Methyl Ether	--	10	UG/L	0.29 U	0.29 U	0.29 U	0.29 U	0.29 U	0.29 U
Tetrachloroethylene (PCE)	5	--	UG/L	0.3 U	0.3 U	0.3 U	0.3 U	0.3 U	0.3 U
Toluene	5	--	UG/L	0.2 U	0.2 U	0.2 U	0.2 U	0.2 U	0.2 U
Trans-1,2-Dichloroethene	5	--	UG/L	0.33 U	0.33 U	0.33 U	0.33 U	0.33 U	0.33 U
Trans-1,3-Dichloropropene	--	--	UG/L	0.2 U	0.2 U	0.2 U	0.2 U	0.2 U	0.2 U
Trichloroethylene (TCE)	5	--	UG/L	5.4	6.3	0.91 J	0.3 J	1.9	1.9
Trichlorofluoromethane	5	--	UG/L	0.2 U	0.2 U	0.2 U	0.2 U	0.2 U	0.2 U
Vinyl Chloride	2	--	UG/L	0.32 U	0.32 U	0.32 U	0.32 U	0.32 U	0.32 U

Table 11. Summary of Volatile Organic Compounds in Groundwater, 1000 Turk Hill Road, Fairport, Monroe County, New York

				Sample Designation:	MW-6S	MW-6S	MW-6S	MW-7S	MW-7S
				Sample Date:	08/10/2017	11/07/2017	11/08/2016	05/09/2016	05/15/2017
				Sample Depth (ft bgs)	6.03 - 13.99	5.67 - 13.99	6.34 - 14.01	6.3 - 13.9	6.72 - 14.15
				Normal or Field Duplicate:	N	N	N	N	N
				Test Type:	INITIAL	INITIAL	INITIAL	INITIAL	INITIAL
Parameter	NYSDEC Ambient Water-Quality Standards	NYSDEC Ambient Water-Quality Guidance Values	Unit						
1,1,1-Trichloroethane (TCA)	5	--	UG/L	0.36 U	0.36 U	0.36 U	0.36 U	0.36 U	0.36 U
1,1,2,2-Tetrachloroethane	5	--	UG/L	0.25 U	0.25 U	0.25 U	0.25 U	0.25 U	0.25 U
1,1,2-Trichloroethane	1	--	UG/L	0.34 U	0.34 U	0.34 U	0.34 U	0.34 U	0.34 U
1,1-Dichloroethane	5	--	UG/L	0.2 U	0.2 U	0.2 U	0.2 U	0.2 U	0.2 U
1,1-Dichloroethene	5	--	UG/L	0.57 U	0.57 U	0.57 U	0.57 U	0.57 U	0.57 U
1,2,3-Trichlorobenzene	5	--	UG/L	0.82 U	0.82 U	0.82 U	0.82 U	0.82 U	0.82 U
1,2,4-Trichlorobenzene	5	--	UG/L	0.23 U	0.23 U	0.23 U	0.23 U	0.23 U	0.23 U
1,2-Dibromo-3-Chloropropane	0.04	--	UG/L	0.74 U	0.74 U	0.74 U	0.74 U	0.74 U	0.74 U
1,2-Dibromoethane (Ethylene Dibromide)	--	--	UG/L	0.24 U	0.24 U	0.24 U	0.24 U	0.24 U	0.24 U
1,2-Dichlorobenzene	3	--	UG/L	0.21 U	0.21 U	0.21 U	0.21 U	0.21 U	0.21 U
1,2-Dichloroethane	0.6	--	UG/L	0.36 U	0.36 U	0.36 U	0.36 U	0.36 U	0.36 U
1,2-Dichloropropane	1	--	UG/L	0.2 U	0.2 U	0.2 U	0.2 U	0.2 U	0.2 U
1,3-Dichlorobenzene	3	--	UG/L	0.2 U	0.2 U	0.2 U	0.2 U	0.2 U	0.2 U
1,4-Dichlorobenzene	3	--	UG/L	0.2 U	0.2 U	0.2 U	0.2 U	0.2 U	0.2 U
1,4-Dioxane (P-Dioxane)	--	--	UG/L	NA	NA	NA	NA	NA	NA
2-Hexanone	--	50	UG/L	1.7 U	1.7 U	1.7 U	1.7 U	1.7 U	1.7 U
Acetone	--	50	UG/L	3.2 U	1.3 U	1.3 U	1.3 U	1.3 U	1.3 U
Benzene	1	--	UG/L	0.2 U	0.2 U	0.2 U	0.2 U	0.2 U	0.2 U
Bromochloromethane	5	--	UG/L	0.32 U	0.32 U	0.32 U	0.32 U	0.32 U	0.32 U
Bromodichloromethane	--	50	UG/L	0.32 U	0.32 U	0.32 U	0.32 U	0.32 U	0.32 U
Bromoform	--	50	UG/L	0.42 U	0.42 U	0.42 U	0.42 U	0.42 U	0.42 U
Bromomethane	5	--	UG/L	0.29 U	0.29 U	0.29 U	0.29 U	0.29 U	0.29 U
Carbon Disulfide	--	60	UG/L	0.22 U	0.22 U	0.22 U	0.22 U	0.22 U	0.22 U
Carbon Tetrachloride	5	--	UG/L	0.45 U	0.45 U	0.45 U	0.45 U	0.45 U	0.45 U
Chlorobenzene	5	--	UG/L	0.29 U	0.29 U	0.29 U	0.29 U	0.29 U	0.29 U
Chloroethane	5	--	UG/L	0.24 U	0.24 U	0.24 U	0.24 U	0.24 U	0.24 U
Chloroform	7	--	UG/L	0.25 U	0.25 U	0.25 U	0.25 U	0.25 U	0.25 U

Table 11. Summary of Volatile Organic Compounds in Groundwater, 1000 Turk Hill Road, Fairport, Monroe County, New York

				Sample Designation:	MW-6S	MW-6S	MW-6S	MW-7S	MW-7S
				Sample Date:	08/10/2017	11/07/2017	11/08/2016	05/09/2016	05/15/2017
				Sample Depth (ft bgs)	6.03 - 13.99	5.67 - 13.99	6.34 - 14.01	6.3 - 13.9	6.72 - 14.15
				Normal or Field Duplicate:	N	N	N	N	N
				Test Type:	INITIAL	INITIAL	INITIAL	INITIAL	INITIAL
Parameter	NYSDEC Ambient Water-Quality Standards	NYSDEC Ambient Water-Quality Guidance Values	Unit						
Chloromethane	--	--	UG/L	0.21 U	0.21 U	0.21 U	0.21 U	0.21 U	0.21 U
Cis-1,2-Dichloroethylene	5	--	UG/L	0.3 U	0.3 U	0.3 U	5.3	1.1	
Cis-1,3-Dichloropropene	--	5	UG/L	0.24 U	0.24 U	0.24 U	0.24 U	0.24 U	0.24 U
Cyclohexane	--	--	UG/L	0.25 U	0.25 U	0.25 U	0.25 U	0.25 U	0.25 U
Dibromochloromethane	--	50	UG/L	0.31 U	0.31 U	0.31 U	0.31 U	0.31 U	0.31 U
Dichlorodifluoromethane	5	--	UG/L	0.46 U	0.46 U	0.46 U	0.46 U	0.46 U	0.46 U
Ethylbenzene	5	--	UG/L	0.2 U	0.2 U	0.2 U	0.2 U	0.2 U	0.2 U
Hexachlorobutadiene	0.5	--	UG/L	NA	NA	NA	1.3 U	NA	
Isopropylbenzene (Cumene)	5	--	UG/L	0.2 U	0.2 U	0.2 U	0.2 U	0.2 U	0.2 U
M,P-Xylene (Sum Of Isomers)	5	--	UG/L	0.33 U	0.33 U	0.33 U	0.33 U	0.33 U	0.33 U
Methyl Acetate	--	--	UG/L	0.43 U	0.43 U	0.43 U	0.43 U	0.43 U	0.43 U
Methyl Ethyl Ketone (2-Butanone)	--	50	UG/L	0.81 U	0.81 U	0.81 U	0.81 U	0.81 U	0.81 U
Methyl Isobutyl Ketone (4-Methyl-2-Pentanone)	--	--	UG/L	0.67 U	0.67 U	0.67 U	0.67 U	0.67 U	0.67 U
Methylcyclohexane	--	--	UG/L	0.27 U	0.27 U	0.27 U	0.27 U	0.27 U	0.27 U
Methylene Chloride	5	--	UG/L	0.6 U	0.6 U	0.6 U	0.6 U	0.6 U	0.6 U
O-Xylene (1,2-Dimethylbenzene)	5	--	UG/L	0.2 U	0.2 U	0.2 U	0.2 U	0.2 U	0.2 U
Styrene	5	--	UG/L	0.2 U	0.2 U	0.2 U	0.2 U	0.2 U	0.2 U
Tert-Butyl Methyl Ether	--	10	UG/L	0.29 U	0.29 U	0.29 U	0.29 U	0.29 U	0.29 U
Tetrachloroethylene (PCE)	5	--	UG/L	0.3 U	0.3 U	0.3 U	0.3 U	0.3 U	0.3 U
Toluene	5	--	UG/L	0.2 U	0.2 U	0.2 U	0.2 U	0.2 U	0.2 U
Trans-1,2-Dichloroethene	5	--	UG/L	0.33 U	0.33 U	0.33 U	0.33 U	0.33 U	0.33 U
Trans-1,3-Dichloropropene	--	--	UG/L	0.2 U	0.2 U	0.2 U	0.2 U	0.2 U	0.2 U
Trichloroethylene (TCE)	5	--	UG/L	0.53 J	0.49 J	1.1	5.6	4	
Trichlorofluoromethane	5	--	UG/L	0.2 U	0.2 U	0.2 U	0.2 U	0.2 U	0.2 U
Vinyl Chloride	2	--	UG/L	0.32 U	0.32 U	0.32 U	0.32 U	0.32 U	0.32 U

Table 11. Summary of Volatile Organic Compounds in Groundwater, 1000 Turk Hill Road, Fairport, Monroe County, New York

				Sample Designation:	MW-7S	MW-7S	MW-7S	MW-7S
				Sample Date:	08/09/2016	08/09/2017	11/07/2017	11/08/2016
				Sample Depth (ft bgs)	6.37 - 14.15	6.38 - 14.07	5.97 - 14.16	6.76 - 14.07
				Normal or Field Duplicate:	N	N	N	N
				Test Type:	INITIAL	INITIAL	INITIAL	INITIAL
Parameter	NYSDEC Ambient Water-Quality Standards	NYSDEC Ambient Water-Quality Guidance Values	Unit					
1,1,1-Trichloroethane (TCA)	5	--	UG/L	0.36 U	0.36 U	0.36 U	0.36 U	0.36 U
1,1,2,2-Tetrachloroethane	5	--	UG/L	0.25 U	0.25 U	0.25 U	0.25 U	0.25 U
1,1,2-Trichloroethane	1	--	UG/L	0.34 U	0.34 U	0.34 U	0.34 U	0.34 U
1,1-Dichloroethane	5	--	UG/L	0.2 U	0.2 U	0.2 U	0.2 U	0.2 U
1,1-Dichloroethene	5	--	UG/L	0.57 U	0.57 U	0.57 U	0.57 U	0.57 U
1,2,3-Trichlorobenzene	5	--	UG/L	0.82 U	0.82 U	0.82 U	0.82 U	0.82 U
1,2,4-Trichlorobenzene	5	--	UG/L	0.23 U	0.23 U	0.23 U	0.23 U	0.23 U
1,2-Dibromo-3-Chloropropane	0.04	--	UG/L	0.74 U	0.74 U	0.74 U	0.74 U	0.74 U
1,2-Dibromoethane (Ethylene Dibromide)	--	--	UG/L	0.24 U	0.24 U	0.24 U	0.24 U	0.24 U
1,2-Dichlorobenzene	3	--	UG/L	0.21 U	0.21 U	0.21 U	0.21 U	0.21 U
1,2-Dichloroethane	0.6	--	UG/L	0.36 U	0.36 U	0.36 U	0.36 U	0.36 U
1,2-Dichloropropane	1	--	UG/L	0.2 U	0.2 U	0.2 U	0.2 U	0.2 U
1,3-Dichlorobenzene	3	--	UG/L	0.2 U	0.2 U	0.2 U	0.2 U	0.2 U
1,4-Dichlorobenzene	3	--	UG/L	0.2 U	0.2 U	0.2 U	0.2 U	0.2 U
1,4-Dioxane (P-Dioxane)	--	--	UG/L	NA	NA	NA	NA	NA
2-Hexanone	--	50	UG/L	1.7 U	1.7 U	1.7 U	1.7 U	1.7 U
Acetone	--	50	UG/L	1.3 U	1.3 U	2.1 J	1.3 U	1.3 U
Benzene	1	--	UG/L	0.2 U	0.2 U	0.2 U	0.2 U	0.2 U
Bromochloromethane	5	--	UG/L	0.32 U	0.32 U	0.32 U	0.32 U	0.32 U
Bromodichloromethane	--	50	UG/L	0.32 U	0.32 U	0.32 U	0.32 U	0.32 U
Bromoform	--	50	UG/L	0.42 U	0.42 U	0.42 U	0.42 U	0.42 U
Bromomethane	5	--	UG/L	0.29 U	0.29 U	0.29 U	0.29 U	0.29 U
Carbon Disulfide	--	60	UG/L	0.22 U	0.22 U	0.22 U	0.22 U	0.22 U
Carbon Tetrachloride	5	--	UG/L	0.45 U	0.45 U	0.45 U	0.45 U	0.45 U
Chlorobenzene	5	--	UG/L	0.29 U	0.29 U	0.29 U	0.29 U	0.29 U
Chloroethane	5	--	UG/L	0.24 U	0.24 U	0.24 U	0.24 U	0.24 U
Chloroform	7	--	UG/L	0.25 U	0.25 U	0.25 U	0.25 U	0.25 U

Table 11. Summary of Volatile Organic Compounds in Groundwater, 1000 Turk Hill Road, Fairport, Monroe County, New York

				Sample Designation:	MW-7S	MW-7S	MW-7S	MW-7S
				Sample Date:	08/09/2016	08/09/2017	11/07/2017	11/08/2016
				Sample Depth (ft bgs)	6.37 - 14.15	6.38 - 14.07	5.97 - 14.16	6.76 - 14.07
				Normal or Field Duplicate:	N	N	N	N
				Test Type:	INITIAL	INITIAL	INITIAL	INITIAL
Parameter	NYSDEC Ambient Water-Quality Standards	NYSDEC Ambient Water-Quality Guidance Values	Unit					
Chloromethane	--	--	UG/L	0.21 U	0.21 U	0.21 U	0.21 U	0.21 U
Cis-1,2-Dichloroethylene	5	--	UG/L	30	2.6	1.8	5.5	5.5
Cis-1,3-Dichloropropene	--	5	UG/L	0.24 U	0.24 U	0.24 U	0.24 U	0.24 U
Cyclohexane	--	--	UG/L	0.25 U	0.25 U	0.25 U	0.25 U	0.25 U
Dibromochloromethane	--	50	UG/L	0.31 U	0.31 U	0.31 U	0.31 U	0.31 U
Dichlorodifluoromethane	5	--	UG/L	0.46 U	0.46 U	0.46 U	0.46 U	0.46 U
Ethylbenzene	5	--	UG/L	0.2 U	0.2 U	0.2 U	0.2 U	0.2 U
Hexachlorobutadiene	0.5	--	UG/L	NA	NA	NA	NA	NA
Isopropylbenzene (Cumene)	5	--	UG/L	0.2 U	0.2 U	0.2 U	0.2 U	0.2 U
M,P-Xylene (Sum Of Isomers)	5	--	UG/L	0.33 U	0.33 U	0.33 U	0.33 U	0.33 U
Methyl Acetate	--	--	UG/L	0.43 U	0.43 U	0.43 U	0.43 U	0.43 U
Methyl Ethyl Ketone (2-Butanone)	--	50	UG/L	0.81 U	0.81 U	0.81 U	0.81 U	0.81 U
Methyl Isobutyl Ketone (4-Methyl-2-Pentanone)	--	--	UG/L	0.67 U	0.67 U	0.67 U	0.67 U	0.67 U
Methylcyclohexane	--	--	UG/L	0.27 U	0.27 U	0.27 U	0.27 U	0.27 U
Methylene Chloride	5	--	UG/L	0.6 U	0.6 U	0.6 U	0.6 U	0.6 U
O-Xylene (1,2-Dimethylbenzene)	5	--	UG/L	0.2 U	0.2 U	0.2 U	0.2 U	0.2 U
Styrene	5	--	UG/L	0.2 U	0.2 U	0.2 U	0.2 U	0.2 U
Tert-Butyl Methyl Ether	--	10	UG/L	0.29 U	0.29 U	0.29 U	0.29 U	0.29 U
Tetrachloroethylene (PCE)	5	--	UG/L	0.3 U	0.3 U	0.3 U	0.3 U	0.3 U
Toluene	5	--	UG/L	0.2 U	0.2 U	0.2 U	0.2 U	0.2 U
Trans-1,2-Dichloroethene	5	--	UG/L	0.33 U	0.33 U	0.33 U	0.33 U	0.33 U
Trans-1,3-Dichloropropene	--	--	UG/L	0.2 U	0.2 U	0.2 U	0.2 U	0.2 U
Trichloroethylene (TCE)	5	--	UG/L	9.4	9.3	4.2	23	23
Trichlorofluoromethane	5	--	UG/L	0.2 U	0.2 U	0.2 U	0.2 U	0.2 U
Vinyl Chloride	2	--	UG/L	1.9	0.32 U	0.32 U	0.32 U	0.32 U

Table 11. Summary of Volatile Organic Compounds in Groundwater, 1000 Turk Hill Road, Fairport, Monroe County, New York

				Sample Designation:	MW-8S	MW-8S	MW-8S	MW-8S
				Sample Date:	03/27/2018	05/11/2016	05/15/2017	08/08/2017
				Sample Depth (ft bgs)	12.87 - 14.99	7 - 14.7	7.26 - 14.97	6.56 - 14.97
				Normal or Field Duplicate:	N	N	N	N
				Test Type:	INITIAL	INITIAL	INITIAL	INITIAL
Parameter	NYSDEC Ambient Water-Quality Standards	NYSDEC Ambient Water-Quality Guidance Values	Unit					
1,1,1-Trichloroethane (TCA)	5	--	UG/L	0.36 U	0.36 U	0.36 U	0.36 U	0.36 U
1,1,2,2-Tetrachloroethane	5	--	UG/L	0.25 U	0.25 U	0.25 U	0.25 U	0.25 U
1,1,2-Trichloroethane	1	--	UG/L	0.34 U	0.34 U	0.34 U	0.34 U	0.34 U
1,1-Dichloroethane	5	--	UG/L	0.2 U	0.2 U	0.2 U	0.2 U	0.2 U
1,1-Dichloroethene	5	--	UG/L	0.57 U	0.57 U	0.57 U	0.57 U	0.57 U
1,2,3-Trichlorobenzene	5	--	UG/L	0.82 U	0.82 U	0.82 U	0.82 U	0.82 U
1,2,4-Trichlorobenzene	5	--	UG/L	0.23 U	0.23 U	0.23 U	0.23 U	0.23 U
1,2-Dibromo-3-Chloropropane	0.04	--	UG/L	0.74 U	0.74 U	0.74 U	0.74 U	0.74 U
1,2-Dibromoethane (Ethylene Dibromide)	--	--	UG/L	0.24 U	0.24 U	0.24 U	0.24 U	0.24 U
1,2-Dichlorobenzene	3	--	UG/L	0.21 U	0.21 U	0.21 U	0.21 U	0.21 U
1,2-Dichloroethane	0.6	--	UG/L	0.36 U	0.36 U	0.36 U	0.36 U	0.36 U
1,2-Dichloropropane	1	--	UG/L	0.2 U	0.2 U	0.2 U	0.2 U	0.2 U
1,3-Dichlorobenzene	3	--	UG/L	0.2 U	0.2 U	0.2 U	0.2 U	0.2 U
1,4-Dichlorobenzene	3	--	UG/L	0.2 U	0.2 U	0.2 U	0.2 U	0.2 U
1,4-Dioxane (P-Dioxane)	--	--	UG/L	NA	NA	NA	NA	NA
2-Hexanone	--	50	UG/L	1.7 U	1.7 U	1.7 U	1.7 U	1.7 U
Acetone	--	50	UG/L	1.3 U	1.3 U	1.4 J	1.3 U	1.3 U
Benzene	1	--	UG/L	0.2 U	0.2 U	0.2 U	0.2 U	0.2 U
Bromochloromethane	5	--	UG/L	0.32 U	0.32 U	0.32 U	0.32 U	0.32 U
Bromodichloromethane	--	50	UG/L	0.32 U	0.32 U	0.32 U	0.32 U	0.32 U
Bromoform	--	50	UG/L	0.42 U	0.42 U	0.42 U	0.42 U	0.42 U
Bromomethane	5	--	UG/L	0.29 U	0.29 U	0.29 U	0.29 U	0.29 U
Carbon Disulfide	--	60	UG/L	0.22 U	0.22 U	0.22 U	0.22 U	0.22 U
Carbon Tetrachloride	5	--	UG/L	0.45 U	0.45 U	0.45 U	0.45 U	0.45 U
Chlorobenzene	5	--	UG/L	0.29 U	0.29 U	0.29 U	0.29 U	0.29 U
Chloroethane	5	--	UG/L	0.24 U	0.24 U	0.24 U	0.24 U	0.24 U
Chloroform	7	--	UG/L	0.25 U	0.25 U	0.25 U	0.25 U	0.25 U

Table 11. Summary of Volatile Organic Compounds in Groundwater, 1000 Turk Hill Road, Fairport, Monroe County, New York

				Sample Designation:	MW-8S	MW-8S	MW-8S	MW-8S
				Sample Date:	03/27/2018	05/11/2016	05/15/2017	08/08/2017
				Sample Depth (ft bgs)	12.87 - 14.99	7 - 14.7	7.26 - 14.97	6.56 - 14.97
				Normal or Field Duplicate:	N	N	N	N
				Test Type:	INITIAL	INITIAL	INITIAL	INITIAL
Parameter	NYSDEC Ambient Water-Quality Standards	NYSDEC Ambient Water-Quality Guidance Values	Unit					
Chloromethane	--	--	UG/L	0.21 U	0.21 U	0.21 U	0.21 U	0.21 U
Cis-1,2-Dichloroethylene	5	--	UG/L	67	15	1	44	
Cis-1,3-Dichloropropene	--	5	UG/L	0.24 U	0.24 U	0.24 U	0.24 U	0.24 U
Cyclohexane	--	--	UG/L	0.25 U	0.25 U	0.25 U	0.25 U	0.25 U
Dibromochloromethane	--	50	UG/L	0.31 U	0.31 U	0.31 U	0.31 U	0.31 U
Dichlorodifluoromethane	5	--	UG/L	0.46 U	0.46 U	0.46 U	0.46 U	0.46 U
Ethylbenzene	5	--	UG/L	0.2 U	0.2 U	0.2 U	0.2 U	0.2 U
Hexachlorobutadiene	0.5	--	UG/L	NA	1.3 U	NA	NA	NA
Isopropylbenzene (Cumene)	5	--	UG/L	0.2 U	0.2 U	0.2 U	0.2 U	0.2 U
M,P-Xylene (Sum Of Isomers)	5	--	UG/L	0.33 U	0.33 U	0.33 U	0.33 U	0.33 U
Methyl Acetate	--	--	UG/L	0.43 U	0.43 U	0.43 U	0.43 U	0.43 U
Methyl Ethyl Ketone (2-Butanone)	--	50	UG/L	0.81 U	0.81 U	0.81 U	0.81 U	0.81 U
Methyl Isobutyl Ketone (4-Methyl-2-Pentanone)	--	--	UG/L	0.67 U	0.67 U	0.67 U	0.67 U	0.67 U
Methylcyclohexane	--	--	UG/L	0.27 U	0.27 U	0.27 U	0.27 U	0.27 U
Methylene Chloride	5	--	UG/L	0.6 U	0.6 U	0.6 U	0.6 U	0.6 U
O-Xylene (1,2-Dimethylbenzene)	5	--	UG/L	0.2 U	0.2 U	0.2 U	0.2 U	0.2 U
Styrene	5	--	UG/L	0.2 U	0.2 U	0.2 U	0.2 U	0.2 U
Tert-Butyl Methyl Ether	--	10	UG/L	0.29 U	0.29 U	0.29 U	0.29 U	0.29 U
Tetrachloroethylene (PCE)	5	--	UG/L	0.3 U	0.3 U	0.3 U	0.3 U	0.3 U
Toluene	5	--	UG/L	0.2 U	0.2 U	0.2 U	0.2 U	0.2 U
Trans-1,2-Dichloroethene	5	--	UG/L	0.33 U	0.33 U	0.33 U	0.33 U	0.33 U
Trans-1,3-Dichloropropene	--	--	UG/L	0.2 U	0.2 U	0.2 U	0.2 U	0.2 U
Trichloroethylene (TCE)	5	--	UG/L	0.58 J	0.22 U	0.22 U	2.4	
Trichlorofluoromethane	5	--	UG/L	0.2 U	0.2 U	0.2 U	0.2 U	0.2 U
Vinyl Chloride	2	--	UG/L	0.56 J	0.32 U	0.32 U	0.32 U	0.32 U

Table 11. Summary of Volatile Organic Compounds in Groundwater, 1000 Turk Hill Road, Fairport, Monroe County, New York

				Sample Designation:	MW-8S	MW-8S	MW-8S	MW-8S	MW-9S
				Sample Date:	08/09/2016	08/09/2016	11/07/2017	11/08/2016	02/03/2016
				Sample Depth (ft bgs)	6.73 - 14.74	6.73 - 14.74	6.1 - 14.99	7.08 - 14.99	13.05 - 15.1
				Normal or Field Duplicate:	N	FD	N	N	N
				Test Type:	INITIAL	INITIAL	INITIAL	INITIAL	DILUTION1
Parameter	NYSDEC Ambient Water-Quality Standards	NYSDEC Ambient Water-Quality Guidance Values	Unit						
1,1,1-Trichloroethane (TCA)	5	--	UG/L	0.36 U	0.36 U	0.36 U	0.36 U	0.36 U	1800 U
1,1,2,2-Tetrachloroethane	5	--	UG/L	0.25 U	0.25 U	0.25 U	0.25 U	0.25 U	1300 U
1,1,2-Trichloroethane	1	--	UG/L	0.34 U	0.34 U	0.34 U	0.34 U	0.34 U	1800 U
1,1-Dichloroethane	5	--	UG/L	0.2 U	0.2 U	0.2 U	0.2 U	0.2 U	1000 U
1,1-Dichloroethene	5	--	UG/L	0.57 U	0.57 U	0.57 U	0.57 U	0.57 U	2900 U
1,2,3-Trichlorobenzene	5	--	UG/L	0.82 U	0.82 U	0.82 U	0.82 U	0.82 U	4100 U
1,2,4-Trichlorobenzene	5	--	UG/L	0.23 U	0.23 U	0.23 U	0.23 U	0.23 U	1200 U
1,2-Dibromo-3-Chloropropane	0.04	--	UG/L	0.74 U	0.74 U	0.74 U	0.74 U	0.74 U	3700 U
1,2-Dibromoethane (Ethylene Dibromide)	--	--	UG/L	0.24 U	0.24 U	0.24 U	0.24 U	0.24 U	1200 U
1,2-Dichlorobenzene	3	--	UG/L	0.21 U	0.21 U	0.21 U	0.21 U	0.21 U	1100 U
1,2-Dichloroethane	0.6	--	UG/L	0.36 U	0.36 U	0.36 U	0.36 U	0.36 U	1800 U
1,2-Dichloropropane	1	--	UG/L	0.2 U	0.2 U	0.2 U	0.2 U	0.2 U	1000 U
1,3-Dichlorobenzene	3	--	UG/L	0.2 U	0.2 U	0.2 U	0.2 U	0.2 U	1000 U
1,4-Dichlorobenzene	3	--	UG/L	0.2 U	0.2 U	0.2 U	0.2 U	0.2 U	1000 U
1,4-Dioxane (P-Dioxane)	--	--	UG/L	NA	NA	NA	NA	NA	100000 U
2-Hexanone	--	50	UG/L	1.7 U	1.7 U	1.7 U	1.7 U	1.7 U	8300 U
Acetone	--	50	UG/L	1.5 U	1.3 U	1.7 J	1.3 U	1.3 U	6200 U
Benzene	1	--	UG/L	0.2 U	0.2 U	0.2 U	0.2 U	0.2 U	1000 U
Bromochloromethane	5	--	UG/L	0.32 U	0.32 U	0.32 U	0.32 U	0.32 U	1600 U
Bromodichloromethane	--	50	UG/L	0.32 U	0.32 U	0.32 U	0.32 U	0.32 U	1600 U
Bromoform	--	50	UG/L	0.42 U	0.42 U	0.42 U	0.42 U	0.42 U	2100 U
Bromomethane	5	--	UG/L	0.29 UJ	0.29 U	0.29 U	0.42 U	0.42 U	1500 U
Carbon Disulfide	--	60	UG/L	0.22 U	0.22 U	0.22 U	0.22 U	0.22 U	1100 U
Carbon Tetrachloride	5	--	UG/L	0.45 U	0.45 U	0.45 U	0.45 U	0.45 U	2300 U
Chlorobenzene	5	--	UG/L	0.29 U	0.29 U	0.29 U	0.29 U	0.29 U	1500 U
Chloroethane	5	--	UG/L	0.24 U	0.24 U	0.24 U	0.24 U	0.24 U	1200 U
Chloroform	7	--	UG/L	0.25 U	0.25 U	0.25 U	0.25 U	0.25 U	1400 DJ

Table 11. Summary of Volatile Organic Compounds in Groundwater, 1000 Turk Hill Road, Fairport, Monroe County, New York

				Sample Designation:	MW-8S	MW-8S	MW-8S	MW-8S	MW-9S
				Sample Date:	08/09/2016	08/09/2016	11/07/2017	11/08/2016	02/03/2016
				Sample Depth (ft bgs)	6.73 - 14.74	6.73 - 14.74	6.1 - 14.99	7.08 - 14.99	13.05 - 15.1
				Normal or Field Duplicate:	N	FD	N	N	N
				Test Type:	INITIAL	INITIAL	INITIAL	INITIAL	DILUTION1
Parameter	NYSDEC Ambient Water-Quality Standards	NYSDEC Ambient Water-Quality Guidance Values	Unit						
Chloromethane	--	--	UG/L	0.21 U	0.21 U	0.21 U	0.21 U	1100 U	
Cis-1,2-Dichloroethylene	5	--	UG/L	7.2	7.3	0.3 U	2.5	72000 D	
Cis-1,3-Dichloropropene	--	5	UG/L	0.24 U	0.24 U	0.24 U	0.24 U	1200 U	
Cyclohexane	--	--	UG/L	0.25 U	0.25 U	0.25 U	0.25 U	1300 U	
Dibromochloromethane	--	50	UG/L	0.31 U	0.31 U	0.31 U	0.31 U	1600 U	
Dichlorodifluoromethane	5	--	UG/L	0.46 U	0.46 U	0.46 U	0.46 U	2300 U	
Ethylbenzene	5	--	UG/L	0.2 U	0.2 U	0.2 U	0.2 U	1000 U	
Hexachlorobutadiene	0.5	--	UG/L	NA	NA	NA	NA	NA	
Isopropylbenzene (Cumene)	5	--	UG/L	0.2 U	0.2 U	0.2 U	0.2 U	1000 U	
M,P-Xylene (Sum Of Isomers)	5	--	UG/L	0.33 U	0.33 U	0.33 U	0.33 U	1700 U	
Methyl Acetate	--	--	UG/L	0.43 U	0.43 U	0.43 U	0.43 U	2200 U	
Methyl Ethyl Ketone (2-Butanone)	--	50	UG/L	0.81 U	0.81 U	0.81 U	0.81 U	4100 U	
Methyl Isobutyl Ketone (4-Methyl-2-Pentanone)	--	--	UG/L	0.67 U	0.67 U	0.67 U	0.67 U	3400 U	
Methylcyclohexane	--	--	UG/L	0.27 U	0.27 U	0.27 U	0.27 U	1400 U	
Methylene Chloride	5	--	UG/L	0.6 U	0.6 U	0.6 U	0.6 U	3000 U	
O-Xylene (1,2-Dimethylbenzene)	5	--	UG/L	0.2 U	0.2 U	0.2 U	0.2 U	1000 U	
Styrene	5	--	UG/L	0.2 U	0.2 U	0.2 U	0.2 U	1000 U	
Tert-Butyl Methyl Ether	--	10	UG/L	0.29 U	0.29 U	0.29 U	0.29 U	1500 U	
Tetrachloroethylene (PCE)	5	--	UG/L	0.3 U	0.3 U	0.3 U	0.3 U	1500 U	
Toluene	5	--	UG/L	0.2 U	0.2 U	0.2 U	0.2 U	1000 U	
Trans-1,2-Dichloroethene	5	--	UG/L	0.33 U	0.33 U	0.33 U	0.33 U	1700 U	
Trans-1,3-Dichloropropene	--	--	UG/L	0.2 U	0.2 U	0.2 U	0.2 U	1000 U	
Trichloroethylene (TCE)	5	--	UG/L	0.82 J	1.4	0.22 U	0.3 J	93000 D	
Trichlorofluoromethane	5	--	UG/L	0.2 U	0.2 U	0.2 U	0.2 U	1000 U	
Vinyl Chloride	2	--	UG/L	0.32 U	0.32 U	0.32 U	0.32 U	4400 DJ	

Table 11. Summary of Volatile Organic Compounds in Groundwater, 1000 Turk Hill Road, Fairport, Monroe County, New York

				Sample Designation:	MW-9S	MW-9S	MW-9S	MW-9S
				Sample Date:	02/03/2016	02/08/2017	05/11/2016	05/19/2017
				Sample Depth (ft bgs)	13.05 - 15.1	13.71 - 15.45	10.34 - 15.12	10.28 - 15.45
				Normal or Field Duplicate:	N	N	N	N
				Test Type:	INITIAL	INITIAL	INITIAL	INITIAL
Parameter	NYSDEC Ambient Water-Quality Standards	NYSDEC Ambient Water-Quality Guidance Values	Unit					
1,1,1-Trichloroethane (TCA)	5	--	UG/L	180 U	1800 U	1800 U	1800 U	1800 U
1,1,2,2-Tetrachloroethane	5	--	UG/L	130 U	1300 U	1300 U	1300 U	1300 U
1,1,2-Trichloroethane	1	--	UG/L	170 U	1800 U	1700 U	1700 U	1700 U
1,1-Dichloroethane	5	--	UG/L	100 U	1000 U	1000 U	1000 U	1000 U
1,1-Dichloroethene	5	--	UG/L	290 U	2900 U	2900 U	2900 U	2900 U
1,2,3-Trichlorobenzene	5	--	UG/L	410 U	4100 U	4100 U	4100 U	4100 U
1,2,4-Trichlorobenzene	5	--	UG/L	120 U	1200 U	1200 U	1200 U	1200 U
1,2-Dibromo-3-Chloropropane	0.04	--	UG/L	370 U	3700 U	3700 U	3700 U	3700 U
1,2-Dibromoethane (Ethylene Dibromide)	--	--	UG/L	120 U	1200 U	1200 U	1200 U	1200 U
1,2-Dichlorobenzene	3	--	UG/L	110 U	1100 U	1100 U	1100 U	1100 U
1,2-Dichloroethane	0.6	--	UG/L	180 U	1800 U	1800 U	1800 U	1800 U
1,2-Dichloropropane	1	--	UG/L	100 U	1000 U	1000 U	1000 U	1000 U
1,3-Dichlorobenzene	3	--	UG/L	100 U	1000 U	1000 U	1000 U	1000 U
1,4-Dichlorobenzene	3	--	UG/L	100 U	1000 U	1000 U	1000 U	1000 U
1,4-Dioxane (P-Dioxane)	--	--	UG/L	NA	NA	NA	NA	NA
2-Hexanone	--	50	UG/L	830 U	8300 U	8300 U	8300 U	8300 U
Acetone	--	50	UG/L	620 U	6200 U	6200 U	6200 U	6200 U
Benzene	1	--	UG/L	100 U	1000 U	1000 U	1000 U	1000 U
Bromochloromethane	5	--	UG/L	160 U	1600 U	1600 U	1600 U	1600 U
Bromodichloromethane	--	50	UG/L	240 J	1600 U	1600 U	1600 U	1600 U
Bromoform	--	50	UG/L	210 U	2100 U	2100 U	2100 U	2100 U
Bromomethane	5	--	UG/L	150 U	1500 U	1500 U	1500 U	1500 U
Carbon Disulfide	--	60	UG/L	110 U	1100 U	1100 U	1100 U	1100 U
Carbon Tetrachloride	5	--	UG/L	230 U	2300 U	2300 U	2300 U	2300 U
Chlorobenzene	5	--	UG/L	150 U	1500 U	1500 U	1500 U	1500 U
Chloroethane	5	--	UG/L	120 U	1200 U	1200 U	1200 U	1200 U
Chloroform	7	--	UG/L	650	1300 U	2600 J	1600 J	1600 J

Table 11. Summary of Volatile Organic Compounds in Groundwater, 1000 Turk Hill Road, Fairport, Monroe County, New York

				Sample Designation:	MW-9S	MW-9S	MW-9S	MW-9S
				Sample Date:	02/03/2016	02/08/2017	05/11/2016	05/19/2017
				Sample Depth (ft bgs)	13.05 - 15.1	13.71 - 15.45	10.34 - 15.12	10.28 - 15.45
				Normal or Field Duplicate:	N	N	N	N
				Test Type:	INITIAL	INITIAL	INITIAL	INITIAL
Parameter	NYSDEC Ambient Water-Quality Standards	NYSDEC Ambient Water-Quality Guidance Values	Unit					
Chloromethane	--	--	UG/L	110 U	1100 U	1100 U	1100 U	1100 U
Cis-1,2-Dichloroethylene	5	--	UG/L	720000	490000	1900000 D	850000	850000
Cis-1,3-Dichloropropene	--	5	UG/L	120 U	1200 U	1200 U	1200 U	1200 U
Cyclohexane	--	--	UG/L	130 U	1300 U	1300 U	1300 U	1300 U
Dibromochloromethane	--	50	UG/L	160 U	1600 U	1600 U	1600 U	1600 U
Dichlorodifluoromethane	5	--	UG/L	230 U	2300 U	2300 U	2300 U	2300 U
Ethylbenzene	5	--	UG/L	100 U	1000 U	1000 U	1000 U	1000 U
Hexachlorobutadiene	0.5	--	UG/L	13 U	NA	1.3 U	NA	NA
Isopropylbenzene (Cumene)	5	--	UG/L	100 U	1000 U	1000 U	1000 U	1000 U
M,P-Xylene (Sum Of Isomers)	5	--	UG/L	170 U	1700 U	1700 U	1700 U	1700 U
Methyl Acetate	--	--	UG/L	220 U	2200 U	2200 U	2200 U	2200 U
Methyl Ethyl Ketone (2-Butanone)	--	50	UG/L	410 U	4100 U	4100 U	4100 U	4100 U
Methyl Isobutyl Ketone (4-Methyl-2-Pentanone)	--	--	UG/L	340 U	3400 U	3400 U	3400 U	3400 U
Methylcyclohexane	--	--	UG/L	140 U	1400 U	1400 U	1400 U	1400 U
Methylene Chloride	5	--	UG/L	300 U	3000 U	3000 U	3000 U	3000 U
O-Xylene (1,2-Dimethylbenzene)	5	--	UG/L	100 U	1000 U	1000 U	1000 U	1000 U
Styrene	5	--	UG/L	100 U	1000 U	1000 U	1000 U	1000 U
Tert-Butyl Methyl Ether	--	10	UG/L	150 U	1500 U	1500 U	1500 U	1500 U
Tetrachloroethylene (PCE)	5	--	UG/L	150 U	1500 U	1500 U	1500 U	1500 U
Toluene	5	--	UG/L	100 U	1000 U	1000 U	1000 U	1000 U
Trans-1,2-Dichloroethene	5	--	UG/L	1400	1700 U	2200 J	1700 U	1700 U
Trans-1,3-Dichloropropene	--	--	UG/L	100 U	1000 U	1000 U	1000 U	1000 U
Trichloroethylene (TCE)	5	--	UG/L	96000	65000	190000	180000	180000
Trichlorofluoromethane	5	--	UG/L	100 U	1000 U	1000 U	1000 U	1000 U
Vinyl Chloride	2	--	UG/L	4100	2500 J	5000 J	4700 J	4700 J

Table 11. Summary of Volatile Organic Compounds in Groundwater, 1000 Turk Hill Road, Fairport, Monroe County, New York

				Sample Designation:	MW-9S	MW-9S	MW-9S	MW-9S
				Sample Date:	05/19/2017	08/11/2017	08/12/2016	11/10/2016
				Sample Depth (ft bgs)	10.28 - 15.45	10.16 - 15.44	10.15 - 15.17	10.33 - 15.16
				Normal or Field Duplicate:	FD	N	N	N
				Test Type:	INITIAL	INITIAL	INITIAL	INITIAL
Parameter	NYSDEC Ambient Water-Quality Standards	NYSDEC Ambient Water-Quality Guidance Values	Unit					
1,1,1-Trichloroethane (TCA)	5	--	UG/L	1800 U	1800 U	1800 U	1800 U	1800 U
1,1,2,2-Tetrachloroethane	5	--	UG/L	1300 U	1300 U	1300 U	1300 U	1300 U
1,1,2-Trichloroethane	1	--	UG/L	1700 U	1700 U	1700 U	1700 U	1800 U
1,1-Dichloroethane	5	--	UG/L	1000 U	1000 U	1000 U	1000 U	1000 U
1,1-Dichloroethene	5	--	UG/L	2900 U	2900 U	2900 U	2900 U	2900 U
1,2,3-Trichlorobenzene	5	--	UG/L	4100 U	4100 U	4100 U	4100 U	4100 U
1,2,4-Trichlorobenzene	5	--	UG/L	1200 U	1200 U	1200 U	1200 U	1200 U
1,2-Dibromo-3-Chloropropane	0.04	--	UG/L	3700 U	3700 U	3700 U	3700 U	3700 U
1,2-Dibromoethane (Ethylene Dibromide)	--	--	UG/L	1200 U	1200 U	1200 U	1200 U	1200 U
1,2-Dichlorobenzene	3	--	UG/L	1100 U	1100 U	1100 U	1100 U	1100 U
1,2-Dichloroethane	0.6	--	UG/L	1800 U	1800 U	1800 U	1800 U	1800 U
1,2-Dichloropropane	1	--	UG/L	1000 U	1000 U	1000 U	1000 U	1000 U
1,3-Dichlorobenzene	3	--	UG/L	1000 U	1000 U	1000 U	1000 U	1000 U
1,4-Dichlorobenzene	3	--	UG/L	1000 U	1000 U	1000 U	1000 U	1000 U
1,4-Dioxane (P-Dioxane)	--	--	UG/L	NA	NA	NA	NA	NA
2-Hexanone	--	50	UG/L	8300 U	8300 U	8300 U	8300 U	8300 U
Acetone	--	50	UG/L	6200 U	6200 U	6200 U	6200 U	6200 U
Benzene	1	--	UG/L	1000 U	1000 U	1000 U	1000 U	1000 U
Bromochloromethane	5	--	UG/L	1600 U	1600 U	1600 U	1600 U	1600 U
Bromodichloromethane	--	50	UG/L	1600 U	1600 U	1600 U	1600 U	1600 U
Bromoform	--	50	UG/L	2100 U	2100 U	2100 U	2100 U	2100 U
Bromomethane	5	--	UG/L	1500 U	1500 U	1500 U	1500 U	1500 UJ
Carbon Disulfide	--	60	UG/L	1100 U	1100 U	1100 U	1100 U	1100 U
Carbon Tetrachloride	5	--	UG/L	2300 U	2300 U	2300 U	2300 U	2300 U
Chlorobenzene	5	--	UG/L	1500 U	1500 U	1500 U	1500 U	1500 U
Chloroethane	5	--	UG/L	1200 U	1200 U	1200 U	1200 U	1200 U
Chloroform	7	--	UG/L	2300 J	1300 U	1400 J	1300 U	1300 U

Table 11. Summary of Volatile Organic Compounds in Groundwater, 1000 Turk Hill Road, Fairport, Monroe County, New York

				Sample Designation:	MW-9S	MW-9S	MW-9S	MW-9S
				Sample Date:	05/19/2017	08/11/2017	08/12/2016	11/10/2016
				Sample Depth (ft bgs)	10.28 - 15.45	10.16 - 15.44	10.15 - 15.17	10.33 - 15.16
				Normal or Field Duplicate:	FD	N	N	N
				Test Type:	INITIAL	INITIAL	INITIAL	INITIAL
Parameter	NYSDEC Ambient Water-Quality Standards	NYSDEC Ambient Water-Quality Guidance Values	Unit					
Chloromethane	--	--	UG/L	1100 U	1100 U	1100 U	1100 U	1100 U
Cis-1,2-Dichloroethylene	5	--	UG/L	900000	750000	740000	740000	740000
Cis-1,3-Dichloropropene	--	5	UG/L	1200 U	1200 U	1200 U	1200 U	1200 U
Cyclohexane	--	--	UG/L	1300 U	1300 U	1300 U	1300 U	1300 U
Dibromochloromethane	--	50	UG/L	1600 U	1600 U	1600 U	1600 U	1600 U
Dichlorodifluoromethane	5	--	UG/L	2300 U	2300 U	2300 U	2300 U	2300 U
Ethylbenzene	5	--	UG/L	1000 U	1000 U	1000 U	1000 U	1000 U
Hexachlorobutadiene	0.5	--	UG/L	NA	NA	NA	NA	NA
Isopropylbenzene (Cumene)	5	--	UG/L	1000 U	1000 U	1000 U	1000 U	1000 U
M,P-Xylene (Sum Of Isomers)	5	--	UG/L	1700 U	1700 U	1700 U	1700 U	1700 U
Methyl Acetate	--	--	UG/L	2200 U	2200 U	2200 U	2200 U	2200 U
Methyl Ethyl Ketone (2-Butanone)	--	50	UG/L	4100 U	4100 U	4100 U	4100 U	4100 U
Methyl Isobutyl Ketone (4-Methyl-2-Pentanone)	--	--	UG/L	3400 U	3400 U	3400 U	3400 U	3400 U
Methylcyclohexane	--	--	UG/L	1400 U	1400 U	1400 U	1400 U	1400 U
Methylene Chloride	5	--	UG/L	3000 U	3000 U	3000 U	3000 U	3000 U
O-Xylene (1,2-Dimethylbenzene)	5	--	UG/L	1000 U	1000 U	1000 U	1000 U	1000 U
Styrene	5	--	UG/L	1000 U	1000 U	1000 U	1000 U	1000 U
Tert-Butyl Methyl Ether	--	10	UG/L	1500 U	1500 U	1500 U	1500 U	1500 U
Tetrachloroethylene (PCE)	5	--	UG/L	1500 U	1500 U	1500 U	1500 U	1500 U
Toluene	5	--	UG/L	1000 U	1000 U	1000 U	1000 U	1000 U
Trans-1,2-Dichloroethene	5	--	UG/L	1700 U	1700 U	1700 U	1700 U	1700 U
Trans-1,3-Dichloropropene	--	--	UG/L	1000 U	1000 U	1000 U	1000 U	1000 U
Trichloroethylene (TCE)	5	--	UG/L	180000	160000	110000	140000	140000
Trichlorofluoromethane	5	--	UG/L	1000 U	1000 U	1000 U	1000 U	1000 U
Vinyl Chloride	2	--	UG/L	4300 J	3000 J	3700 J	3500 J	3500 J

Table 12. Summary of Semivolatile Organic Compounds in Groundwater, 1000 Turk Hill Road, Fairport, Monroe County, New York

				Sample Designation:	MW-10S	MW-11D	MW-11D	MW-11M	MW-11M
				Sample Date:	05/11/2016	02/01/2016	05/10/2016	02/01/2016	05/10/2016
				Sample Depth (ft bgs)	11.1 - 17.4	26.1 - 43.8	20.3 - 43	26.15 - 36.66	19.95 - 36.4
				Normal or Field Duplicate:	N	N	N	N	N
Parameter	NYSDEC Ambient Water-Quality Standards	NYSDEC Ambient Water-Quality Guidance Values	Unit						
1,2,4,5-Tetrachlorobenzene	--	--	UG/L	9.1 U	1.9 U	1.9 U	1.9 U	1.9 U	1.9 U
1,4-Dioxane (P-Dioxane)	--	--	UG/L	NA	NA	NA	NA	NA	NA
2,3,4,6-Tetrachlorophenol	--	--	UG/L	25 J	2 U	2 U	2 U	2 U	2 U
2,4,5-Trichlorophenol	--	--	UG/L	8.6 U	1.8 U	1.8 U	1.8 U	1.8 U	1.8 U
2,4,6-Trichlorophenol	--	--	UG/L	6.6 U	1.4 U	1.4 U	1.4 U	1.4 U	1.4 U
2,4-Dichlorophenol	5	--	UG/L	6.1 U	1.3 U	1.3 U	1.3 U	1.3 U	1.3 U
2,4-Dimethylphenol	--	50	UG/L	7.4 U	1.5 U	1.5 U	1.5 U	1.5 U	1.5 U
2,4-Dinitrophenol	--	10	UG/L	97 U	20 U	20 U	20 U	20 U	20 U
2,4-Dinitrotoluene	5	--	UG/L	8 U	1.6 U	1.6 U	1.6 U	1.6 U	1.6 U
2,6-Dinitrotoluene	5	--	UG/L	8.7 U	1.8 U	1.8 U	1.8 U	1.8 U	1.8 U
2-Chloronaphthalene	--	10	UG/L	5 U	1 U	1 U	1 U	1 U	1 U
2-Chlorophenol	--	--	UG/L	5 U	1 U	1 U	1 U	1 U	1 U
2-Methylnaphthalene	--	--	UG/L	5 U	1 U	1 U	1 U	1 U	1 U
2-Methylphenol (O-Cresol)	--	--	UG/L	5 U	1 U	1 U	1 U	1 U	1 U
2-Nitroaniline	5	--	UG/L	46 U	9.1 U	9.1 U	9.1 U	9.1 U	9.1 U
2-Nitrophenol	--	--	UG/L	7 U	1.4 U	1.4 U	1.4 U	1.4 U	1.4 U
3- And 4- Methylphenol (Total)	--	--	UG/L	170	2 U	2 U	2 U	2 U	2 U
3,3'-Dichlorobenzidine	5	--	UG/L	23 U	4.5 U	4.5 U	4.5 U	4.5 U	4.5 U
3-Nitroaniline	5	--	UG/L	39 U	7.7 U	7.7 U	7.7 U	7.7 U	7.7 U
4,6-Dinitro-2-Methylphenol	--	--	UG/L	53 U	11 U	11 U	11 U	11 U	11 U
4-Bromophenyl Phenyl Ether	--	--	UG/L	11 U	2.2 U	2.2 U	2.2 U	2.2 U	2.2 U
4-Chloro-3-Methylphenol	--	--	UG/L	670	1.2 U	1.2 U	1.2 U	1.2 U	1.2 U
4-Chloroaniline	5	--	UG/L	7.1 U	1.5 U	1.5 U	1.5 U	1.5 U	1.5 U
4-Chlorophenyl Phenyl Ether	--	--	UG/L	5.7 U	1.2 U	1.2 U	1.2 U	1.2 U	1.2 U
4-Nitroaniline	5	--	UG/L	39 U	7.8 U	7.8 U	7.8 U	7.8 U	7.8 U
4-Nitrophenol	--	--	UG/L	30 U	5.9 U	5.9 U	5.9 U	5.9 U	5.9 U
Acenaphthene	--	20	UG/L	5 U	1 U	1 U	1 U	1 U	1 U
Acenaphthylene	--	20	UG/L	5 U	1 U	1 U	1 U	1 U	1 U
Acetophenone	--	--	UG/L	8 U	1.6 U	1.6 U	1.6 U	1.6 U	1.6 U
Anthracene	--	50	UG/L	5 U	1 U	1 U	1 U	1 U	1 U
Atrazine	--	--	UG/L	14 U	2.7 U	2.7 U	2.7 U	2.7 U	2.7 U

Table 12. Summary of Semivolatile Organic Compounds in Groundwater, 1000 Turk Hill Road, Fairport, Monroe County, New York

				Sample Designation:	MW-10S	MW-11D	MW-11D	MW-11M	MW-11M
				Sample Date:	05/11/2016	02/01/2016	05/10/2016	02/01/2016	05/10/2016
				Sample Depth (ft bgs)	11.1 - 17.4	26.1 - 43.8	20.3 - 43	26.15 - 36.66	19.95 - 36.4
				Normal or Field Duplicate:	N	N	N	N	N
Parameter	NYSDEC Ambient Water-Quality Standards	NYSDEC Ambient Water-Quality Guidance Values	Unit						
Benzaldehyde	--	--	UG/L	17 U	3.3 U	3.3 U	3.3 U	3.3 U	3.3 U
Benzo(A)Anthracene	--	0.002	UG/L	5 U	1 U	1 U	1 U	1 U	1 U
Benzo(A)Pyrene	0	--	UG/L	5 U	1 U	1 U	1 U	1 U	1 U
Benzo(B)Fluoranthene	--	0.002	UG/L	5 U	1 U	1 U	1 U	1 U	1 U
Benzo(G,H,I)Perylene	--	--	UG/L	5 U	1 U	1 U	1 U	1 U	1 U
Benzo(K)Fluoranthene	--	0.002	UG/L	5 U	1 U	1 U	1 U	1 U	1 U
Benzyl Butyl Phthalate	--	50	UG/L	12 U	2.4 U	2.4 U	2.4 U	2.4 U	2.4 U
Biphenyl (Diphenyl)	--	--	UG/L	5 U	1 U	1 U	1 U	1 U	1 U
Bis(2-Chloroethoxy) Methane	5	--	UG/L	11 U	2.2 U	2.2 U	2.2 U	2.2 U	2.2 U
Bis(2-Chloroethyl) Ether (2-Chloroethyl Ether)	1	--	UG/L	6.5 U	1.3 U	1.3 U	1.3 U	1.3 U	1.3 U
Bis(2-Chloroisopropyl) Ether	5	--	UG/L	5 U	1 U	1 U	1 U	1 U	1 U
Bis(2-Ethylhexyl) Phthalate	5	--	UG/L	6 U	1.2 U	1.2 U	1.2 U	1.2 U	1.2 U
Caprolactam	--	--	UG/L	8.8 U	1.8 U	1.8 U	1.8 U	1.8 U	1.8 U
Carbazole	--	--	UG/L	5.4 U	1.1 U	1.1 U	1.1 U	1.1 U	1.1 U
Chrysene	--	0.002	UG/L	5 U	1 U	1 U	1 U	1 U	1 U
Dibenz(A,H)Anthracene	--	--	UG/L	6.1 U	1.3 U	1.3 U	1.3 U	1.3 U	1.3 U
Dibenzofuran	--	--	UG/L	5 U	1 U	1 U	1 U	1 U	1 U
Diethyl Phthalate	--	50	UG/L	5 U	1 U	1 U	1 U	1 U	1 U
Dimethyl Phthalate	--	50	UG/L	5 U	1 U	1 U	1 U	1 U	1 U
Di-N-Butyl Phthalate	50	--	UG/L	5 U	1 U	1 U	1 U	1 U	1 U
Di-N-Octylphthalate	--	--	UG/L	6 U	1.2 U	1.2 U	1.2 U	1.2 U	1.2 U
Fluoranthene	--	50	UG/L	5 U	1 U	1 U	1 U	1 U	1 U
Fluorene	--	50	UG/L	5 U	1 U	1 U	1 U	1 U	1 U
Hexachlorobenzene	0.04	--	UG/L	5 U	1 U	1 U	1 U	1 U	1 U
Hexachlorobutadiene	0.5	--	UG/L	6.1 U	1.3 U	1.3 U	1.3 U	1.3 U	1.3 U
Hexachlorocyclopentadiene	5	--	UG/L	5 U	1 U	1 U	1 U	1 U	1 U
Hexachloroethane	5	--	UG/L	6 U	1.2 U	1.2 U	1.2 U	1.2 U	1.2 U
Indeno(1,2,3-C,D)Pyrene	--	0.002	UG/L	5.9 U	1.2 U	1.2 U	1.2 U	1.2 U	1.2 U
Isophorone	--	50	UG/L	5 U	1 U	1 U	1 U	1 U	1 U
Naphthalene	--	10	UG/L	59	1 U	1 U	1 U	1 U	1 U
Nitrobenzene	0.4	--	UG/L	7.9 U	1.6 U	1.6 U	1.6 U	1.6 U	1.6 U

Table 12. Summary of Semivolatile Organic Compounds in Groundwater, 1000 Turk Hill Road, Fairport, Monroe County, New York

				Sample Designation:	MW-10S	MW-11D	MW-11D	MW-11M	MW-11M
				Sample Date:	05/11/2016	02/01/2016	05/10/2016	02/01/2016	05/10/2016
				Sample Depth (ft bgs)	11.1 - 17.4	26.1 - 43.8	20.3 - 43	26.15 - 36.66	19.95 - 36.4
				Normal or Field Duplicate:	N	N	N	N	N
Parameter	NYSDEC Ambient Water-Quality Standards	NYSDEC Ambient Water-Quality Guidance Values	Unit						
N-Nitrosodi-N-Propylamine	--	--	UG/L	6.5 U	1.3 U	1.3 U	1.3 U	1.3 U	1.3 U
N-Nitrosodiphenylamine	--	50	UG/L	5 U	1 U	1 U	1 U	1 U	1 U
Pentachlorophenol	1	--	UG/L	35 U	6.9 U	6.9 U	6.9 U	6.9 U	6.9 U
Phenanthrene	--	50	UG/L	5 U	1 U	1 U	1 U	1 U	1 U
Phenol	1	--	UG/L	7.7 J	1 U	1 U	1 U	1 U	1 U
Pyrene	--	50	UG/L	5 U	1 U	1 U	1 U	1 U	1 U

Table 12. Summary of Semivolatile Organic Compounds in Groundwater, 1000 Turk Hill Road, Fairport, Monroe County, New York

				Sample Designation:	MW-11S	MW-12S	MW-12S	MW-14S	MW-15S	MW-16S
				Sample Date:	05/10/2016	02/02/2016	05/10/2016	05/11/2016	05/09/2016	05/11/2016
				Sample Depth (ft bgs)	19.5 - 24	3.16 - 17.36	3.55 - 17.4	9.36 - 15.3	9.08 - 12.97	8.97 - 14.4
				Normal or Field Duplicate:	N	N	N	N	N	N
Parameter	NYSDEC Ambient Water-Quality Standards	NYSDEC Ambient Water-Quality Guidance Values	Unit							
1,2,4,5-Tetrachlorobenzene	--	--	UG/L	1.9 U	1.9 U	1.9 U	1.9 U	1.9 U	1.9 U	1.9 U
1,4-Dioxane (P-Dioxane)	--	--	UG/L	NA	NA	NA	NA	NA	NA	NA
2,3,4,6-Tetrachlorophenol	--	--	UG/L	2 U	2 U	2 U	2 U	2 U	2 U	2 U
2,4,5-Trichlorophenol	--	--	UG/L	1.8 U	1.8 U	1.8 U	1.8 U	1.8 U	1.8 U	1.8 U
2,4,6-Trichlorophenol	--	--	UG/L	1.4 U	1.4 U	1.4 U	1.4 U	1.4 U	1.4 U	1.4 U
2,4-Dichlorophenol	5	--	UG/L	1.3 U	1.3 U	1.3 U	1.3 U	1.3 U	1.3 U	1.3 U
2,4-Dimethylphenol	--	50	UG/L	1.5 U	1.5 U	1.5 U	1.5 U	1.5 U	1.5 U	1.5 U
2,4-Dinitrophenol	--	10	UG/L	20 U	20 U	20 U	20 U	20 U	20 U	20 U
2,4-Dinitrotoluene	5	--	UG/L	1.6 U	1.6 U	1.6 U	1.6 U	1.6 U	1.6 U	1.6 U
2,6-Dinitrotoluene	5	--	UG/L	1.8 U	1.8 U	1.8 U	1.8 U	1.8 U	1.8 U	1.8 U
2-Chloronaphthalene	--	10	UG/L	1 U	1 U	1 U	1 U	1 U	1 U	1 U
2-Chlorophenol	--	--	UG/L	1 U	1 U	1 U	1 U	1 U	1 U	1 U
2-Methylnaphthalene	--	--	UG/L	1 U	1 U	1 U	1 U	1 U	1 U	1 U
2-Methylphenol (O-Cresol)	--	--	UG/L	1 U	1 U	1 U	1 U	1 U	1 U	1 U
2-Nitroaniline	5	--	UG/L	9.1 U	9.1 U	9.1 U	9.1 U	9.1 U	9.1 U	9.1 U
2-Nitrophenol	--	--	UG/L	1.4 U	1.4 U	1.4 U	1.4 U	1.4 U	1.4 U	1.4 U
3- And 4- Methylphenol (Total)	--	--	UG/L	2 U	2 U	2 U	2 U	2 U	2 U	2 U
3,3'-Dichlorobenzidine	5	--	UG/L	4.5 U	4.5 U	4.5 U	4.5 U	4.5 U	4.5 U	4.5 U
3-Nitroaniline	5	--	UG/L	7.7 U	7.7 U	7.7 U	7.7 U	7.7 U	7.7 U	7.7 U
4,6-Dinitro-2-Methylphenol	--	--	UG/L	11 U	11 U	11 U	11 U	11 U	11 U	11 U
4-Bromophenyl Phenyl Ether	--	--	UG/L	2.2 U	2.2 U	2.2 U	2.2 U	2.2 U	2.2 U	2.2 U
4-Chloro-3-Methylphenol	--	--	UG/L	1.2 U	1.2 U	1.2 U	1.2 U	1.2 U	1.2 U	1.2 U
4-Chloroaniline	5	--	UG/L	1.5 U	1.5 U	1.5 U	1.5 U	1.5 U	1.5 U	1.5 U
4-Chlorophenyl Phenyl Ether	--	--	UG/L	1.2 U	1.2 U	1.2 U	1.2 U	1.2 U	1.2 U	1.2 U
4-Nitroaniline	5	--	UG/L	7.8 U	7.8 U	7.8 U	7.8 U	7.8 U	7.8 U	7.8 U
4-Nitrophenol	--	--	UG/L	5.9 U	5.9 U	5.9 U	5.9 U	5.9 U	5.9 U	5.9 U
Acenaphthene	--	20	UG/L	1 U	1 U	1 U	1 U	1 U	1 U	1 U
Acenaphthylene	--	20	UG/L	1 U	1 U	1 U	1 U	1 U	1 U	1 U
Acetophenone	--	--	UG/L	1.6 U	1.6 U	1.6 U	1.6 U	1.6 U	1.6 U	1.6 U
Anthracene	--	50	UG/L	1 U	1 U	1 U	1 U	1 U	1 U	1 U
Atrazine	--	--	UG/L	2.7 U	2.7 U	2.7 U	2.7 U	2.7 U	2.7 U	2.7 U

Table 12. Summary of Semivolatile Organic Compounds in Groundwater, 1000 Turk Hill Road, Fairport, Monroe County, New York

				Sample Designation:	MW-11S	MW-12S	MW-12S	MW-14S	MW-15S	MW-16S
				Sample Date:	05/10/2016	02/02/2016	05/10/2016	05/11/2016	05/09/2016	05/11/2016
				Sample Depth (ft bgs)	19.5 - 24	3.16 - 17.36	3.55 - 17.4	9.36 - 15.3	9.08 - 12.97	8.97 - 14.4
				Normal or Field Duplicate:	N	N	N	N	N	N
Parameter	NYSDEC Ambient Water-Quality Standards	NYSDEC Ambient Water-Quality Guidance Values	Unit							
Benzaldehyde	--	--	UG/L	3.3 U	3.3 U	3.3 U	3.3 U	3.3 U	3.3 U	
Benzo(A)Anthracene	--	0.002	UG/L	1 U	1 U	1 U	1 U	1 U	1 U	
Benzo(A)Pyrene	0	--	UG/L	1 U	1 U	1 U	1 U	1 U	1 U	
Benzo(B)Fluoranthene	--	0.002	UG/L	1 U	1 U	1 U	1 U	1 U	1 U	
Benzo(G,H,I)Perylene	--	--	UG/L	1 U	1 U	1 U	1 U	1 U	1 U	
Benzo(K)Fluoranthene	--	0.002	UG/L	1 U	1 U	1 U	1 U	1 U	1 U	
Benzyl Butyl Phthalate	--	50	UG/L	2.4 U	2.4 U	2.4 U	2.4 U	2.4 U	2.4 U	
Biphenyl (Diphenyl)	--	--	UG/L	1 U	1 U	1 U	1 U	1 U	1 U	
Bis(2-Chloroethoxy) Methane	5	--	UG/L	2.2 U	2.2 U	2.2 U	2.2 U	2.2 U	2.2 U	
Bis(2-Chloroethyl) Ether (2-Chloroethyl Ether)	1	--	UG/L	1.3 U	1.3 U	1.3 U	1.3 U	1.3 U	1.3 U	
Bis(2-Chloroisopropyl) Ether	5	--	UG/L	1 U	1 U	1 U	1 U	1 U	1 U	
Bis(2-Ethylhexyl) Phthalate	5	--	UG/L	1.2 U	1.2 U	1.2 U	1.2 U	1.2 U	1.2 U	
Caprolactam	--	--	UG/L	1.8 U	1.8 U	1.8 U	1.8 U	1.8 U	1.8 U	
Carbazole	--	--	UG/L	1.1 U	1.1 U	1.1 U	1.1 U	1.1 U	1.1 U	
Chrysene	--	0.002	UG/L	1 U	1 U	1 U	1 U	1 U	1 U	
Dibenz(A,H)Anthracene	--	--	UG/L	1.3 U	1.3 U	1.3 U	1.3 U	1.3 U	1.3 U	
Dibenzofuran	--	--	UG/L	1 U	1 U	1 U	1 U	1 U	1 U	
Diethyl Phthalate	--	50	UG/L	1 U	1 U	1 U	1 U	1 U	1 U	
Dimethyl Phthalate	--	50	UG/L	1 U	1 U	1 U	1 U	1 U	1 U	
Di-N-Butyl Phthalate	50	--	UG/L	1 U	1 U	1 U	1 U	1 U	1 U	
Di-N-Octylphthalate	--	--	UG/L	1.2 U	1.2 U	1.2 U	1.2 U	1.2 U	1.2 U	
Fluoranthene	--	50	UG/L	1 U	1 U	1 U	1 U	1 U	1 U	
Fluorene	--	50	UG/L	1 U	1 U	1 U	1 U	1 U	1 U	
Hexachlorobenzene	0.04	--	UG/L	1 U	1 U	1 U	1 U	1 U	1 U	
Hexachlorobutadiene	0.5	--	UG/L	1.3 U	1.3 U	1.3 U	1.3 U	1.3 U	1.3 U	
Hexachlorocyclopentadiene	5	--	UG/L	1 U	1 U	1 U	1 U	1 U	1 U	
Hexachloroethane	5	--	UG/L	1.2 U	1.2 U	1.2 U	1.2 U	1.2 U	1.2 U	
Indeno(1,2,3-C,D)Pyrene	--	0.002	UG/L	1.2 U	1.2 U	1.2 U	1.2 U	1.2 U	1.2 U	
Isophorone	--	50	UG/L	1 U	1 U	1 U	1 U	1 U	1 U	
Naphthalene	--	10	UG/L	1 U	1 U	1 U	1 U	1 U	1 U	
Nitrobenzene	0.4	--	UG/L	1.6 U	1.6 U	1.6 U	1.6 U	1.6 U	1.6 U	

Table 12. Summary of Semivolatile Organic Compounds in Groundwater, 1000 Turk Hill Road, Fairport, Monroe County, New York

				Sample Designation:	MW-11S	MW-12S	MW-12S	MW-14S	MW-15S	MW-16S
				Sample Date:	05/10/2016	02/02/2016	05/10/2016	05/11/2016	05/09/2016	05/11/2016
				Sample Depth (ft bgs)	19.5 - 24	3.16 - 17.36	3.55 - 17.4	9.36 - 15.3	9.08 - 12.97	8.97 - 14.4
				Normal or Field Duplicate:	N	N	N	N	N	N
Parameter	NYSDEC Ambient Water-Quality Standards	NYSDEC Ambient Water-Quality Guidance Values	Unit							
N-Nitrosodi-N-Propylamine	--	--	UG/L	1.3 U	1.3 U	1.3 U	1.3 U	1.3 U	1.3 U	1.3 U
N-Nitrosodiphenylamine	--	50	UG/L	1 U	1 U	1 U	1 U	1 U	1 U	1 U
Pentachlorophenol	1	--	UG/L	6.9 U	6.9 U	6.9 U	6.9 U	6.9 U	6.9 U	6.9 U
Phenanthrene	--	50	UG/L	1 U	1 U	1 U	1 U	1 U	1 U	1 U
Phenol	1	--	UG/L	1 U	1 U	1 U	1 U	1 U	1 U	1 U
Pyrene	--	50	UG/L	1 U	1 U	1 U	1 U	1 U	1 U	1 U

Table 12. Summary of Semivolatile Organic Compounds in Groundwater, 1000 Turk Hill Road, Fairport, Monroe County, New York

				Sample Designation:	MW-1S	MW-27S	MW-2D	MW-2D	MW-2D
				Sample Date:	05/09/2016	11/08/2017	02/01/2016	02/01/2016	05/10/2016
				Sample Depth (ft bgs)	9.45 - 11.97	5.33 - 14.2	13.88 - 28.7	13.88 - 28.7	7.43 - 28.75
				Normal or Field Duplicate:	N	N	N	FD	N
Parameter	NYSDEC Ambient Water-Quality Standards	NYSDEC Ambient Water-Quality Guidance Values	Unit						
1,2,4,5-Tetrachlorobenzene	--	--	UG/L	1.9 U	NA	1.9 U	1.9 U	1.9 U	
1,4-Dioxane (P-Dioxane)	--	--	UG/L	NA	0.027 U	NA	NA	NA	
2,3,4,6-Tetrachlorophenol	--	--	UG/L	2 U	NA	2 U	2 U	2 U	
2,4,5-Trichlorophenol	--	--	UG/L	1.8 U	NA	1.8 U	1.8 U	1.8 U	
2,4,6-Trichlorophenol	--	--	UG/L	1.4 U	NA	1.4 U	1.4 U	1.4 U	
2,4-Dichlorophenol	5	--	UG/L	1.3 U	NA	1.3 U	1.3 U	1.3 U	
2,4-Dimethylphenol	--	50	UG/L	1.5 U	NA	1.5 U	1.5 U	1.5 U	
2,4-Dinitrophenol	--	10	UG/L	20 U	NA	20 U	20 U	20 U	
2,4-Dinitrotoluene	5	--	UG/L	1.6 U	NA	1.6 U	1.6 U	1.6 U	
2,6-Dinitrotoluene	5	--	UG/L	1.8 U	NA	1.8 U	1.8 U	1.8 U	
2-Chloronaphthalene	--	10	UG/L	1 U	NA	1 U	1 U	1 U	
2-Chlorophenol	--	--	UG/L	1 U	NA	1 U	1 U	1 U	
2-Methylnaphthalene	--	--	UG/L	1 U	NA	1 U	1 U	1 U	
2-Methylphenol (O-Cresol)	--	--	UG/L	1 U	NA	1 U	1 U	1 U	
2-Nitroaniline	5	--	UG/L	9.1 U	NA	9.1 U	9.1 U	9.1 U	
2-Nitrophenol	--	--	UG/L	1.4 U	NA	1.4 U	1.4 U	1.4 U	
3- And 4- Methylphenol (Total)	--	--	UG/L	2 U	NA	2 U	2 U	2 U	
3,3'-Dichlorobenzidine	5	--	UG/L	4.5 U	NA	4.5 U	4.5 U	4.5 U	
3-Nitroaniline	5	--	UG/L	7.7 U	NA	7.7 U	7.7 U	7.7 U	
4,6-Dinitro-2-Methylphenol	--	--	UG/L	11 U	NA	11 U	11 U	11 U	
4-Bromophenyl Phenyl Ether	--	--	UG/L	2.2 U	NA	2.2 U	2.2 U	2.2 U	
4-Chloro-3-Methylphenol	--	--	UG/L	1.2 U	NA	1.2 U	1.2 U	1.2 U	
4-Chloroaniline	5	--	UG/L	1.5 U	NA	1.5 U	1.5 U	1.5 U	
4-Chlorophenyl Phenyl Ether	--	--	UG/L	1.2 U	NA	1.2 U	1.2 U	1.2 U	
4-Nitroaniline	5	--	UG/L	7.8 U	NA	7.8 U	7.8 U	7.8 U	
4-Nitrophenol	--	--	UG/L	5.9 U	NA	5.9 U	5.9 U	5.9 U	
Acenaphthene	--	20	UG/L	1 U	NA	1 U	1 U	1 U	
Acenaphthylene	--	20	UG/L	1 U	NA	1 U	1 U	1 U	
Acetophenone	--	--	UG/L	1.6 U	NA	1.6 U	1.6 U	1.6 U	
Anthracene	--	50	UG/L	1 U	NA	1 U	1 U	1 U	
Atrazine	--	--	UG/L	2.7 U	NA	2.7 U	2.7 U	2.7 U	

Table 12. Summary of Semivolatile Organic Compounds in Groundwater, 1000 Turk Hill Road, Fairport, Monroe County, New York

				Sample Designation:				
				MW-1S	MW-27S	MW-2D	MW-2D	MW-2D
				05/09/2016	11/08/2017	02/01/2016	02/01/2016	05/10/2016
				9.45 - 11.97	5.33 - 14.2	13.88 - 28.7	13.88 - 28.7	7.43 - 28.75
Normal or Field Duplicate:				N	N	N	FD	N
Parameter	NYSDEC Ambient Water-Quality Standards	NYSDEC Ambient Water-Quality Guidance Values	Unit					
Benzaldehyde	--	--	UG/L	3.3 U	NA	3.3 U	3.3 U	3.3 U
Benzo(A)Anthracene	--	0.002	UG/L	1 U	NA	1 U	1 U	1 U
Benzo(A)Pyrene	0	--	UG/L	1 U	NA	1 U	1 U	1 U
Benzo(B)Fluoranthene	--	0.002	UG/L	1 U	NA	1 U	1 U	1 U
Benzo(G,H,I)Perylene	--	--	UG/L	1 U	NA	1 U	1 U	1 U
Benzo(K)Fluoranthene	--	0.002	UG/L	1 U	NA	1 U	1 U	1 U
Benzyl Butyl Phthalate	--	50	UG/L	2.4 U	NA	2.4 U	2.4 U	2.4 U
Biphenyl (Diphenyl)	--	--	UG/L	1 U	NA	1 U	1 U	1 U
Bis(2-Chloroethoxy) Methane	5	--	UG/L	2.2 U	NA	2.2 U	2.2 U	2.2 U
Bis(2-Chloroethyl) Ether (2-Chloroethyl Ether)	1	--	UG/L	1.3 U	NA	1.3 U	1.3 U	1.3 U
Bis(2-Chloroisopropyl) Ether	5	--	UG/L	1 U	NA	1 U	1 U	1 U
Bis(2-Ethylhexyl) Phthalate	5	--	UG/L	1.2 U	NA	1.3 J	1.2 U	1.2 U
Caprolactam	--	--	UG/L	1.8 U	NA	1.8 U	1.8 U	1.8 U
Carbazole	--	--	UG/L	1.1 U	NA	1.1 U	1.1 U	1.1 U
Chrysene	--	0.002	UG/L	1 U	NA	1 U	1 U	1 U
Dibenz(A,H)Anthracene	--	--	UG/L	1.3 U	NA	1.3 U	1.3 U	1.3 U
Dibenzofuran	--	--	UG/L	1 U	NA	1 U	1 U	1 U
Diethyl Phthalate	--	50	UG/L	2 J	NA	1 U	1 U	1 U
Dimethyl Phthalate	--	50	UG/L	1 U	NA	1 U	1 U	1 U
Di-N-Butyl Phthalate	50	--	UG/L	1 U	NA	1 U	1 U	1 U
Di-N-Octylphthalate	--	--	UG/L	1.2 U	NA	1.2 U	1.2 U	1.2 U
Fluoranthene	--	50	UG/L	1 U	NA	1 U	1 U	1 U
Fluorene	--	50	UG/L	1 U	NA	1 U	1 U	1 U
Hexachlorobenzene	0.04	--	UG/L	1 U	NA	1 U	1 U	1 U
Hexachlorobutadiene	0.5	--	UG/L	1.3 U	NA	1.3 U	1.3 U	1.3 U
Hexachlorocyclopentadiene	5	--	UG/L	1 U	NA	1 U	1 U	1 U
Hexachloroethane	5	--	UG/L	1.2 U	NA	1.2 U	1.2 U	1.2 U
Indeno(1,2,3-C,D)Pyrene	--	0.002	UG/L	1.2 U	NA	1.2 U	1.2 U	1.2 U
Isophorone	--	50	UG/L	1 U	NA	1 U	1 U	1 U
Naphthalene	--	10	UG/L	1 U	NA	1 U	1 U	1 U
Nitrobenzene	0.4	--	UG/L	1.6 U	NA	1.6 U	1.6 U	1.6 U

Table 12. Summary of Semivolatile Organic Compounds in Groundwater, 1000 Turk Hill Road, Fairport, Monroe County, New York

				Sample Designation:	MW-1S	MW-27S	MW-2D	MW-2D	MW-2D
				Sample Date:	05/09/2016	11/08/2017	02/01/2016	02/01/2016	05/10/2016
				Sample Depth (ft bgs)	9.45 - 11.97	5.33 - 14.2	13.88 - 28.7	13.88 - 28.7	7.43 - 28.75
				Normal or Field Duplicate:	N	N	N	FD	N
Parameter	NYSDEC Ambient Water-Quality Standards	NYSDEC Ambient Water-Quality Guidance Values	Unit						
N-Nitrosodi-N-Propylamine	--	--	UG/L	1.3 U	NA	1.3 U	1.3 U	1.3 U	
N-Nitrosodiphenylamine	--	50	UG/L	1 U	NA	1 U	1 U	1 U	
Pentachlorophenol	1	--	UG/L	6.9 U	NA	6.9 U	6.9 U	6.9 U	
Phenanthrene	--	50	UG/L	1 U	NA	1 U	1 U	1 U	
Phenol	1	--	UG/L	1 U	NA	1 U	1 U	1 U	
Pyrene	--	50	UG/L	1 U	NA	1 U	1 U	1 U	

Table 12. Summary of Semivolatile Organic Compounds in Groundwater, 1000 Turk Hill Road, Fairport, Monroe County, New York

				Sample Designation:	MW-2D	MW-2M	MW-2M	MW-2M	MW-2S
				Sample Date:	11/08/2017	02/01/2016	05/10/2016	05/10/2016	05/10/2016
				Sample Depth (ft bgs)	6.7 - 28.67	13.75 - 19.6	7.23 - 19.61	7.23 - 19.61	7.29 - 12.71
				Normal or Field Duplicate:	N	N	N	FD	N
Parameter	NYSDEC Ambient Water-Quality Standards	NYSDEC Ambient Water-Quality Guidance Values	Unit						
1,2,4,5-Tetrachlorobenzene	--	--	UG/L	NA	1.9 U	1.9 U	1.9 U	1.9 U	1.9 U
1,4-Dioxane (P-Dioxane)	--	--	UG/L	0.027 U	NA	NA	NA	NA	NA
2,3,4,6-Tetrachlorophenol	--	--	UG/L	NA	2 U	2 U	2 U	2 U	2 U
2,4,5-Trichlorophenol	--	--	UG/L	NA	1.8 U	1.8 U	1.8 U	1.8 U	1.8 U
2,4,6-Trichlorophenol	--	--	UG/L	NA	1.4 U	1.4 U	1.4 U	1.4 U	1.4 U
2,4-Dichlorophenol	5	--	UG/L	NA	1.3 U	1.3 U	1.3 U	1.3 U	1.3 U
2,4-Dimethylphenol	--	50	UG/L	NA	1.5 U	1.5 U	1.5 U	1.5 U	1.5 U
2,4-Dinitrophenol	--	10	UG/L	NA	20 U	20 U	20 U	20 U	20 U
2,4-Dinitrotoluene	5	--	UG/L	NA	1.6 U	1.6 U	1.6 U	1.6 U	1.6 U
2,6-Dinitrotoluene	5	--	UG/L	NA	1.8 U	1.8 U	1.8 U	1.8 U	1.8 U
2-Chloronaphthalene	--	10	UG/L	NA	1 U	1 U	1 U	1 U	1 U
2-Chlorophenol	--	--	UG/L	NA	1 U	1 U	1 U	1 U	1 U
2-Methylnaphthalene	--	--	UG/L	NA	1 U	1 U	1 U	1 U	1 U
2-Methylphenol (O-Cresol)	--	--	UG/L	NA	1 U	1 U	1 U	1 U	1 U
2-Nitroaniline	5	--	UG/L	NA	9.1 U	9.1 U	9.1 U	9.1 U	9.1 U
2-Nitrophenol	--	--	UG/L	NA	1.4 U	1.4 U	1.4 U	1.4 U	1.4 U
3- And 4- Methylphenol (Total)	--	--	UG/L	NA	2 U	2 U	2 U	2 U	2 U
3,3'-Dichlorobenzidine	5	--	UG/L	NA	4.5 U	4.5 U	4.5 U	4.5 U	4.5 U
3-Nitroaniline	5	--	UG/L	NA	7.7 U	7.7 U	7.7 U	7.7 U	7.7 U
4,6-Dinitro-2-Methylphenol	--	--	UG/L	NA	11 U	11 U	11 U	11 U	11 U
4-Bromophenyl Phenyl Ether	--	--	UG/L	NA	2.2 U	2.2 U	2.2 U	2.2 U	2.2 U
4-Chloro-3-Methylphenol	--	--	UG/L	NA	1.2 U	1.2 U	1.2 U	1.2 U	1.2 U
4-Chloroaniline	5	--	UG/L	NA	1.5 U	1.5 U	1.5 U	1.5 U	1.5 U
4-Chlorophenyl Phenyl Ether	--	--	UG/L	NA	1.2 U	1.2 U	1.2 U	1.2 U	1.2 U
4-Nitroaniline	5	--	UG/L	NA	7.8 U	7.8 U	7.8 U	7.8 U	7.8 U
4-Nitrophenol	--	--	UG/L	NA	5.9 U	5.9 U	5.9 U	5.9 U	5.9 U
Acenaphthene	--	20	UG/L	NA	1 U	1 U	1 U	1 U	1 U
Acenaphthylene	--	20	UG/L	NA	1 U	1 U	1 U	1 U	1 U
Acetophenone	--	--	UG/L	NA	1.6 U	1.6 U	1.6 U	1.6 U	1.6 U
Anthracene	--	50	UG/L	NA	1 U	1 U	1 U	1 U	1 U
Atrazine	--	--	UG/L	NA	2.7 U	2.7 U	2.7 U	2.7 U	2.7 U

Table 12. Summary of Semivolatile Organic Compounds in Groundwater, 1000 Turk Hill Road, Fairport, Monroe County, New York

				Sample Designation:	MW-2D	MW-2M	MW-2M	MW-2M	MW-2S
				Sample Date:	11/08/2017	02/01/2016	05/10/2016	05/10/2016	05/10/2016
				Sample Depth (ft bgs)	6.7 - 28.67	13.75 - 19.6	7.23 - 19.61	7.23 - 19.61	7.29 - 12.71
				Normal or Field Duplicate:	N	N	N	FD	N
Parameter	NYSDEC Ambient Water-Quality Standards	NYSDEC Ambient Water-Quality Guidance Values	Unit						
Benzaldehyde	--	--	UG/L	NA	3.3 U	3.3 U	3.3 U	3.3 U	3.3 U
Benzo(A)Anthracene	--	0.002	UG/L	NA	1 U	1 U	1 U	1 U	1 U
Benzo(A)Pyrene	0	--	UG/L	NA	1 U	1 U	1 U	1 U	1 U
Benzo(B)Fluoranthene	--	0.002	UG/L	NA	1 U	1 U	1 U	1 U	1 U
Benzo(G,H,I)Perylene	--	--	UG/L	NA	1 U	1 U	1 U	1 U	1 U
Benzo(K)Fluoranthene	--	0.002	UG/L	NA	1 U	1 U	1 U	1 U	1 U
Benzyl Butyl Phthalate	--	50	UG/L	NA	2.4 U	2.4 U	2.4 U	2.4 U	2.4 U
Biphenyl (Diphenyl)	--	--	UG/L	NA	1 U	1 U	1 U	1 U	1 U
Bis(2-Chloroethoxy) Methane	5	--	UG/L	NA	2.2 U	2.2 U	2.2 U	2.2 U	2.2 U
Bis(2-Chloroethyl) Ether (2-Chloroethyl Ether)	1	--	UG/L	NA	1.3 U	1.3 U	1.3 U	1.3 U	1.3 U
Bis(2-Chloroisopropyl) Ether	5	--	UG/L	NA	1 U	1 U	1 U	1 U	1 U
Bis(2-Ethylhexyl) Phthalate	5	--	UG/L	NA	1.2 U	1.2 U	1.2 U	1.2 U	1.2 U
Caprolactam	--	--	UG/L	NA	1.8 U	1.8 U	1.8 U	1.8 U	1.8 U
Carbazole	--	--	UG/L	NA	1.1 U	1.1 U	1.1 U	1.1 U	1.1 U
Chrysene	--	0.002	UG/L	NA	1 U	1 U	1 U	1 U	1 U
Dibenz(A,H)Anthracene	--	--	UG/L	NA	1.3 U	1.3 U	1.3 U	1.3 U	1.3 U
Dibenzofuran	--	--	UG/L	NA	1 U	1 U	1 U	1 U	1 U
Diethyl Phthalate	--	50	UG/L	NA	1 U	1 U	1 U	1 U	1 U
Dimethyl Phthalate	--	50	UG/L	NA	1 U	1 U	1 U	1 U	1 U
Di-N-Butyl Phthalate	50	--	UG/L	NA	1 U	1 U	1 U	1 U	1 U
Di-N-Octylphthalate	--	--	UG/L	NA	1.2 U	1.2 U	1.2 U	1.2 U	1.2 U
Fluoranthene	--	50	UG/L	NA	1 U	1 U	1 U	1 U	1 U
Fluorene	--	50	UG/L	NA	1 U	1 U	1 U	1 U	1 U
Hexachlorobenzene	0.04	--	UG/L	NA	1 U	1 U	1 U	1 U	1 U
Hexachlorobutadiene	0.5	--	UG/L	NA	1.3 U	1.3 U	1.3 U	1.3 U	1.3 U
Hexachlorocyclopentadiene	5	--	UG/L	NA	1 U	1 U	1 U	1 U	1 U
Hexachloroethane	5	--	UG/L	NA	1.2 U	1.2 U	1.2 U	1.2 U	1.2 U
Indeno(1,2,3-C,D)Pyrene	--	0.002	UG/L	NA	1.2 U	1.2 U	1.2 U	1.2 U	1.2 U
Isophorone	--	50	UG/L	NA	1 U	1 U	1 U	1 U	1 U
Naphthalene	--	10	UG/L	NA	1 U	1 U	1 U	1 U	1 U
Nitrobenzene	0.4	--	UG/L	NA	1.6 U	1.6 U	1.6 U	1.6 U	1.6 U

Table 12. Summary of Semivolatile Organic Compounds in Groundwater, 1000 Turk Hill Road, Fairport, Monroe County, New York

				Sample Designation:	MW-2D	MW-2M	MW-2M	MW-2M	MW-2S
				Sample Date:	11/08/2017	02/01/2016	05/10/2016	05/10/2016	05/10/2016
				Sample Depth (ft bgs)	6.7 - 28.67	13.75 - 19.6	7.23 - 19.61	7.23 - 19.61	7.29 - 12.71
				Normal or Field Duplicate:	N	N	N	FD	N
Parameter	NYSDEC Ambient Water-Quality Standards	NYSDEC Ambient Water-Quality Guidance Values	Unit						
N-Nitrosodi-N-Propylamine	--	--	UG/L	NA	1.3 U	1.3 U	1.3 U	1.3 U	1.3 U
N-Nitrosodiphenylamine	--	50	UG/L	NA	1 U	1 U	1 U	1 U	1 U
Pentachlorophenol	1	--	UG/L	NA	6.9 U	6.9 U	6.9 U	6.9 U	6.9 U
Phenanthrene	--	50	UG/L	NA	1 U	1 U	1 U	1 U	1 U
Phenol	1	--	UG/L	NA	1 U	1 U	1 U	1 U	1 U
Pyrene	--	50	UG/L	NA	1 U	1 U	1 U	1 U	1 U

Table 12. Summary of Semivolatile Organic Compounds in Groundwater, 1000 Turk Hill Road, Fairport, Monroe County, New York

				Sample Designation:				
				Sample Date:				
				Sample Depth (ft bgs)				
				Normal or Field Duplicate:				
				MW-3S	MW-3S	MW-4S	MW-4S	MW-5S
				02/03/2016	05/09/2016	02/03/2016	05/11/2016	02/02/2016
				9.79 - 12.45	6.15 - 12.44	4.26 - 13.56	6.49 - 13.89	13.6 - 21.6
				N	N	N	N	N
Parameter	NYSDEC Ambient Water-Quality Standards	NYSDEC Ambient Water-Quality Guidance Values	Unit					
1,2,4,5-Tetrachlorobenzene	--	--	UG/L	1.9 U	1.9 U	1.9 U	1.9 U	1.9 U
1,4-Dioxane (P-Dioxane)	--	--	UG/L	NA	NA	NA	NA	NA
2,3,4,6-Tetrachlorophenol	--	--	UG/L	2 U	2 U	2 U	2 U	2 U
2,4,5-Trichlorophenol	--	--	UG/L	1.8 U	1.8 U	1.8 U	1.8 U	1.8 U
2,4,6-Trichlorophenol	--	--	UG/L	1.4 U	1.4 U	1.4 U	1.4 U	1.4 U
2,4-Dichlorophenol	5	--	UG/L	1.3 U	1.3 U	1.3 U	1.3 U	1.3 U
2,4-Dimethylphenol	--	50	UG/L	1.5 U	1.5 U	1.5 U	1.5 U	1.5 U
2,4-Dinitrophenol	--	10	UG/L	20 U	20 U	20 U	20 U	20 U
2,4-Dinitrotoluene	5	--	UG/L	1.6 U	1.6 U	1.6 U	1.6 U	1.6 U
2,6-Dinitrotoluene	5	--	UG/L	1.8 U	1.8 U	1.8 U	1.8 U	1.8 U
2-Chloronaphthalene	--	10	UG/L	1 U	1 U	1 U	1 U	1 U
2-Chlorophenol	--	--	UG/L	1 U	1 U	1 U	1 U	1 U
2-Methylnaphthalene	--	--	UG/L	1 U	1 U	1 U	1 U	1 U
2-Methylphenol (O-Cresol)	--	--	UG/L	1 U	1 U	1 U	1 U	1 U
2-Nitroaniline	5	--	UG/L	9.1 U	9.1 U	9.1 U	9.1 U	9.1 U
2-Nitrophenol	--	--	UG/L	1.4 U	1.4 U	1.4 U	1.4 U	1.4 U
3- And 4- Methylphenol (Total)	--	--	UG/L	2 U	2 U	2 U	2 U	2 U
3,3'-Dichlorobenzidine	5	--	UG/L	4.5 U	4.5 U	4.5 U	4.5 U	4.5 U
3-Nitroaniline	5	--	UG/L	7.7 U	7.7 U	7.7 U	7.7 U	7.7 U
4,6-Dinitro-2-Methylphenol	--	--	UG/L	11 U	11 U	11 U	11 U	11 U
4-Bromophenyl Phenyl Ether	--	--	UG/L	2.2 U	2.2 U	2.2 U	2.2 U	2.2 U
4-Chloro-3-Methylphenol	--	--	UG/L	1.2 U	1.2 U	1.2 U	1.2 U	1.2 U
4-Chloroaniline	5	--	UG/L	1.5 U	1.5 U	1.5 U	1.5 U	1.5 U
4-Chlorophenyl Phenyl Ether	--	--	UG/L	1.2 U	1.2 U	1.2 U	1.2 U	1.2 U
4-Nitroaniline	5	--	UG/L	7.8 U	7.8 U	7.8 U	7.8 U	7.8 U
4-Nitrophenol	--	--	UG/L	5.9 U	5.9 U	5.9 U	5.9 U	5.9 U
Acenaphthene	--	20	UG/L	1 U	1 U	1 U	1 U	1 U
Acenaphthylene	--	20	UG/L	1 U	1 U	1 U	1 U	1 U
Acetophenone	--	--	UG/L	1.6 U	1.6 U	1.6 U	1.6 U	1.6 U
Anthracene	--	50	UG/L	1 U	1 U	1 U	1 U	1 U
Atrazine	--	--	UG/L	2.7 U	2.7 U	2.7 U	2.7 U	2.7 U

Table 12. Summary of Semivolatile Organic Compounds in Groundwater, 1000 Turk Hill Road, Fairport, Monroe County, New York

				Sample Designation:				
				Sample Date:				
				Sample Depth (ft bgs)				
				Normal or Field Duplicate:				
				MW-3S	MW-3S	MW-4S	MW-4S	MW-5S
				02/03/2016	05/09/2016	02/03/2016	05/11/2016	02/02/2016
				9.79 - 12.45	6.15 - 12.44	4.26 - 13.56	6.49 - 13.89	13.6 - 21.6
				N	N	N	N	N
Parameter	NYSDEC Ambient Water-Quality Standards	NYSDEC Ambient Water-Quality Guidance Values	Unit					
Benzaldehyde	--	--	UG/L	3.3 U	3.3 U	3.3 U	3.3 U	3.3 U
Benzo(A)Anthracene	--	0.002	UG/L	1 U	1 U	1 U	1 U	1 U
Benzo(A)Pyrene	0	--	UG/L	1 U	1 U	1 U	1 U	1 U
Benzo(B)Fluoranthene	--	0.002	UG/L	1 U	1 U	1 U	1 U	1 U
Benzo(G,H,I)Perylene	--	--	UG/L	1 U	1 U	1 U	1 U	1 U
Benzo(K)Fluoranthene	--	0.002	UG/L	1 U	1 U	1 U	1 U	1 U
Benzyl Butyl Phthalate	--	50	UG/L	2.4 U	2.4 U	2.4 U	2.4 U	2.4 U
Biphenyl (Diphenyl)	--	--	UG/L	1 U	1 U	1 U	1 U	1 U
Bis(2-Chloroethoxy) Methane	5	--	UG/L	2.2 U	2.2 U	2.2 U	2.2 U	2.2 U
Bis(2-Chloroethyl) Ether (2-Chloroethyl Ether)	1	--	UG/L	1.3 U	1.3 U	1.3 U	1.3 U	1.3 U
Bis(2-Chloroisopropyl) Ether	5	--	UG/L	1 U	1 U	1 U	1 U	1 U
Bis(2-Ethylhexyl) Phthalate	5	--	UG/L	6 J	1.2 U	1.2 U	1.2 U	1.2 U
Caprolactam	--	--	UG/L	1.8 U	1.8 U	1.8 U	1.8 U	1.8 U
Carbazole	--	--	UG/L	1.1 U	1.1 U	1.1 U	1.1 U	1.1 U
Chrysene	--	0.002	UG/L	1 U	1 U	1 U	1 U	1 U
Dibenz(A,H)Anthracene	--	--	UG/L	1.3 U	1.3 U	1.3 U	1.3 U	1.3 U
Dibenzofuran	--	--	UG/L	1 U	1 U	1 U	1 U	1 U
Diethyl Phthalate	--	50	UG/L	1 U	1 U	1 U	1 U	1 U
Dimethyl Phthalate	--	50	UG/L	1 U	1 U	1 U	1 U	1 U
Di-N-Butyl Phthalate	50	--	UG/L	1 U	1 U	1 U	1 U	1 U
Di-N-Octylphthalate	--	--	UG/L	1.2 U	1.2 U	1.2 U	1.2 U	1.2 U
Fluoranthene	--	50	UG/L	1 U	1 U	1 U	1 U	1 U
Fluorene	--	50	UG/L	1 U	1 U	1 U	1 U	1 U
Hexachlorobenzene	0.04	--	UG/L	1 U	1 U	1 U	1 U	1 U
Hexachlorobutadiene	0.5	--	UG/L	1.3 U	1.3 U	1.3 U	1.3 U	1.3 U
Hexachlorocyclopentadiene	5	--	UG/L	1 U	1 U	1 U	1 U	1 U
Hexachloroethane	5	--	UG/L	1.2 U	1.2 U	1.2 U	1.2 U	1.2 U
Indeno(1,2,3-C,D)Pyrene	--	0.002	UG/L	1.2 U	1.2 U	1.2 U	1.2 U	1.2 U
Isophorone	--	50	UG/L	1 U	1 U	1 U	1 U	1 U
Naphthalene	--	10	UG/L	1 U	1 U	1 U	1 U	1 U
Nitrobenzene	0.4	--	UG/L	1.6 U	1.6 U	1.6 U	1.6 U	1.6 U

Table 12. Summary of Semivolatile Organic Compounds in Groundwater, 1000 Turk Hill Road, Fairport, Monroe County, New York

				Sample Designation:	MW-3S	MW-3S	MW-4S	MW-4S	MW-5S
				Sample Date:	02/03/2016	05/09/2016	02/03/2016	05/11/2016	02/02/2016
				Sample Depth (ft bgs)	9.79 - 12.45	6.15 - 12.44	4.26 - 13.56	6.49 - 13.89	13.6 - 21.6
				Normal or Field Duplicate:	N	N	N	N	N
Parameter	NYSDEC Ambient Water-Quality Standards	NYSDEC Ambient Water-Quality Guidance Values	Unit						
N-Nitrosodi-N-Propylamine	--	--	UG/L	1.3 U	1.3 U	1.3 U	1.3 U	1.3 U	1.3 U
N-Nitrosodiphenylamine	--	50	UG/L	1 U	1 U	1 U	1 U	1 U	1 U
Pentachlorophenol	1	--	UG/L	6.9 U	6.9 U	6.9 U	6.9 U	6.9 U	6.9 U
Phenanthrene	--	50	UG/L	1 U	1 U	1 U	1 U	1 U	1 U
Phenol	1	--	UG/L	1 U	1 U	1 U	1 U	1 U	1 U
Pyrene	--	50	UG/L	1 U	1 U	1 U	1 U	1 U	1 U

Table 12. Summary of Semivolatile Organic Compounds in Groundwater, 1000 Turk Hill Road, Fairport, Monroe County, New York

				Sample Designation:	MW-5S	MW-6D	MW-6D	MW-6M	MW-6M
				Sample Date:	05/11/2016	02/01/2016	05/09/2016	02/01/2016	05/09/2016
				Sample Depth (ft bgs)	6.69 - 21.9	12.7 - 33.78	8.1 - 32.95	12.65 - 21.6	6.3 - 21.6
				Normal or Field Duplicate:	N	N	N	N	N
Parameter	NYSDEC Ambient Water-Quality Standards	NYSDEC Ambient Water-Quality Guidance Values	Unit						
1,2,4,5-Tetrachlorobenzene	--	--	UG/L	1.9 U	1.9 U	1.9 U	1.9 U	1.9 U	1.9 U
1,4-Dioxane (P-Dioxane)	--	--	UG/L	NA	NA	NA	NA	NA	NA
2,3,4,6-Tetrachlorophenol	--	--	UG/L	2 U	2 U	2 U	2 U	2 U	2 U
2,4,5-Trichlorophenol	--	--	UG/L	1.8 U	1.8 U	1.8 U	1.8 U	1.8 U	1.8 U
2,4,6-Trichlorophenol	--	--	UG/L	1.4 U	1.4 U	1.4 U	1.4 U	1.4 U	1.4 U
2,4-Dichlorophenol	5	--	UG/L	1.3 U	1.3 U	1.3 U	1.3 U	1.3 U	1.3 U
2,4-Dimethylphenol	--	50	UG/L	1.5 U	1.5 U	1.5 U	1.5 U	1.5 U	1.5 U
2,4-Dinitrophenol	--	10	UG/L	20 U	20 U	20 U	20 U	20 U	20 U
2,4-Dinitrotoluene	5	--	UG/L	1.6 U	1.6 U	1.6 U	1.6 U	1.6 U	1.6 U
2,6-Dinitrotoluene	5	--	UG/L	1.8 U	1.8 U	1.8 U	1.8 U	1.8 U	1.8 U
2-Chloronaphthalene	--	10	UG/L	1 U	1 U	1 U	1 U	1 U	1 U
2-Chlorophenol	--	--	UG/L	1 U	1 U	1 U	1 U	1 U	1 U
2-Methylnaphthalene	--	--	UG/L	1 U	1 U	1 U	1 U	1 U	1 U
2-Methylphenol (O-Cresol)	--	--	UG/L	1 U	1 U	1 U	1 U	1 U	1 U
2-Nitroaniline	5	--	UG/L	9.1 U	9.1 U	9.1 U	9.1 U	9.1 U	9.1 U
2-Nitrophenol	--	--	UG/L	1.4 U	1.4 U	1.4 U	1.4 U	1.4 U	1.4 U
3- And 4- Methylphenol (Total)	--	--	UG/L	2 U	2 U	2 U	2 U	2 U	2 U
3,3'-Dichlorobenzidine	5	--	UG/L	4.5 U	4.5 U	4.5 U	4.5 U	4.5 U	4.5 U
3-Nitroaniline	5	--	UG/L	7.7 U	7.7 U	7.7 U	7.7 U	7.7 U	7.7 U
4,6-Dinitro-2-Methylphenol	--	--	UG/L	11 U	11 U	11 U	11 U	11 U	11 U
4-Bromophenyl Phenyl Ether	--	--	UG/L	2.2 U	2.2 U	2.2 U	2.2 U	2.2 U	2.2 U
4-Chloro-3-Methylphenol	--	--	UG/L	1.2 U	1.2 U	1.2 U	1.2 U	1.2 U	1.2 U
4-Chloroaniline	5	--	UG/L	1.5 U	1.5 U	1.5 U	1.5 U	1.5 U	1.5 U
4-Chlorophenyl Phenyl Ether	--	--	UG/L	1.2 U	1.2 U	1.2 U	1.2 U	1.2 U	1.2 U
4-Nitroaniline	5	--	UG/L	7.8 U	7.8 U	7.8 U	7.8 U	7.8 U	7.8 U
4-Nitrophenol	--	--	UG/L	5.9 U	5.9 U	5.9 U	5.9 U	5.9 U	5.9 U
Acenaphthene	--	20	UG/L	1 U	1 U	1 U	1 U	1 U	1 U
Acenaphthylene	--	20	UG/L	1 U	1 U	1 U	1 U	1 U	1 U
Acetophenone	--	--	UG/L	1.6 U	1.6 U	1.6 U	1.6 U	1.6 U	1.6 U
Anthracene	--	50	UG/L	1 U	1 U	1 U	1 U	1 U	1 U
Atrazine	--	--	UG/L	2.7 U	2.7 U	2.7 U	2.7 U	2.7 U	2.7 U

Table 12. Summary of Semivolatile Organic Compounds in Groundwater, 1000 Turk Hill Road, Fairport, Monroe County, New York

				Sample Designation:	MW-5S	MW-6D	MW-6D	MW-6M	MW-6M
				Sample Date:	05/11/2016	02/01/2016	05/09/2016	02/01/2016	05/09/2016
				Sample Depth (ft bgs)	6.69 - 21.9	12.7 - 33.78	8.1 - 32.95	12.65 - 21.6	6.3 - 21.6
				Normal or Field Duplicate:	N	N	N	N	N
Parameter	NYSDEC Ambient Water-Quality Standards	NYSDEC Ambient Water-Quality Guidance Values	Unit						
Benzaldehyde	--	--	UG/L	3.3 U	3.3 U	3.3 U	3.3 U	3.3 U	3.3 U
Benzo(A)Anthracene	--	0.002	UG/L	1 U	1 U	1 U	1 U	1 U	1 U
Benzo(A)Pyrene	0	--	UG/L	1 U	1 U	1 U	1 U	1 U	1 U
Benzo(B)Fluoranthene	--	0.002	UG/L	1 U	1 U	1 U	1 U	1 U	1 U
Benzo(G,H,I)Perylene	--	--	UG/L	1 U	1 U	1 U	1 U	1 U	1 U
Benzo(K)Fluoranthene	--	0.002	UG/L	1 U	1 U	1 U	1 U	1 U	1 U
Benzyl Butyl Phthalate	--	50	UG/L	2.4 U	2.4 U	2.4 U	2.4 U	2.4 U	2.4 U
Biphenyl (Diphenyl)	--	--	UG/L	1 U	1 U	1 U	1 U	1 U	1 U
Bis(2-Chloroethoxy) Methane	5	--	UG/L	2.2 U	2.2 U	2.2 U	2.2 U	2.2 U	2.2 U
Bis(2-Chloroethyl) Ether (2-Chloroethyl Ether)	1	--	UG/L	1.3 U	1.3 U	1.3 U	1.3 U	1.3 U	1.3 U
Bis(2-Chloroisopropyl) Ether	5	--	UG/L	1 U	1 U	1 U	1 U	1 U	1 U
Bis(2-Ethylhexyl) Phthalate	5	--	UG/L	1.2 U	1.2 U	1.2 U	1.2 U	1.2 U	1.2 U
Caprolactam	--	--	UG/L	1.8 U	1.8 U	1.8 U	1.8 U	1.8 U	1.8 U
Carbazole	--	--	UG/L	1.1 U	1.1 U	1.1 U	1.1 U	1.1 U	1.1 U
Chrysene	--	0.002	UG/L	1 U	1 U	1 U	1 U	1 U	1 U
Dibenz(A,H)Anthracene	--	--	UG/L	1.3 U	1.3 U	1.3 U	1.3 U	1.3 U	1.3 U
Dibenzofuran	--	--	UG/L	1 U	1 U	1 U	1 U	1 U	1 U
Diethyl Phthalate	--	50	UG/L	1 U	1 U	1 U	1 U	1 U	1 U
Dimethyl Phthalate	--	50	UG/L	1 U	1 U	1 U	1 U	1 U	1 U
Di-N-Butyl Phthalate	50	--	UG/L	1 U	1 U	1 U	1 U	1 U	1 U
Di-N-Octylphthalate	--	--	UG/L	1.2 U	1.2 U	1.2 U	1.2 U	1.2 U	1.2 U
Fluoranthene	--	50	UG/L	1 U	1 U	1 U	1 U	1 U	1 U
Fluorene	--	50	UG/L	1 U	1 U	1 U	1 U	1 U	1 U
Hexachlorobenzene	0.04	--	UG/L	1 U	1 U	1 U	1 U	1 U	1 U
Hexachlorobutadiene	0.5	--	UG/L	1.3 U	1.3 U	1.3 U	1.3 U	1.3 U	1.3 U
Hexachlorocyclopentadiene	5	--	UG/L	1 U	1 U	1 U	1 U	1 U	1 U
Hexachloroethane	5	--	UG/L	1.2 U	1.2 U	1.2 U	1.2 U	1.2 U	1.2 U
Indeno(1,2,3-C,D)Pyrene	--	0.002	UG/L	1.2 U	1.2 U	1.2 U	1.2 U	1.2 U	1.2 U
Isophorone	--	50	UG/L	1 U	1 U	1 U	1 U	1 U	1 U
Naphthalene	--	10	UG/L	1 U	1 U	1 U	1 U	1 U	1 U
Nitrobenzene	0.4	--	UG/L	1.6 U	1.6 U	1.6 U	1.6 U	1.6 U	1.6 U

Table 12. Summary of Semivolatile Organic Compounds in Groundwater, 1000 Turk Hill Road, Fairport, Monroe County, New York

				Sample Designation:	MW-5S	MW-6D	MW-6D	MW-6M	MW-6M
				Sample Date:	05/11/2016	02/01/2016	05/09/2016	02/01/2016	05/09/2016
				Sample Depth (ft bgs)	6.69 - 21.9	12.7 - 33.78	8.1 - 32.95	12.65 - 21.6	6.3 - 21.6
				Normal or Field Duplicate:	N	N	N	N	N
Parameter	NYSDEC Ambient Water-Quality Standards	NYSDEC Ambient Water-Quality Guidance Values	Unit						
N-Nitrosodi-N-Propylamine	--	--	UG/L	1.3 U	1.3 U	1.3 U	1.3 U	1.3 U	1.3 U
N-Nitrosodiphenylamine	--	50	UG/L	1 U	1 U	1 U	1 U	1 U	1 U
Pentachlorophenol	1	--	UG/L	6.9 U	6.9 U	6.9 U	6.9 U	6.9 U	6.9 U
Phenanthrene	--	50	UG/L	1 U	1 U	1 U	1 U	1 U	1 U
Phenol	1	--	UG/L	1 U	1 U	1 U	1 U	1 U	1 U
Pyrene	--	50	UG/L	1 U	1 U	1 U	1 U	1 U	1 U

Table 12. Summary of Semivolatile Organic Compounds in Groundwater, 1000 Turk Hill Road, Fairport, Monroe County, New York

				Sample Designation:	MW-6M	MW-6S	MW-7S	MW-8S	MW-9S
				Sample Date:	11/08/2017	05/09/2016	05/09/2016	05/11/2016	02/03/2016
				Sample Depth (ft bgs)	6.18 - 21.82	6 - 13.7	6.3 - 13.9	7 - 14.7	13.05 - 15.1
				Normal or Field Duplicate:	N	N	N	N	N
Parameter	NYSDEC Ambient Water-Quality Standards	NYSDEC Ambient Water-Quality Guidance Values	Unit						
1,2,4,5-Tetrachlorobenzene	--	--	UG/L	NA	1.9 U	1.9 U	1.9 U	19 U	
1,4-Dioxane (P-Dioxane)	--	--	UG/L	0.039 J	NA	NA	NA	NA	
2,3,4,6-Tetrachlorophenol	--	--	UG/L	NA	2 U	2 U	2 U	20 U	
2,4,5-Trichlorophenol	--	--	UG/L	NA	1.8 U	1.8 U	1.8 U	18 U	
2,4,6-Trichlorophenol	--	--	UG/L	NA	1.4 U	1.4 U	1.4 U	14 U	
2,4-Dichlorophenol	5	--	UG/L	NA	1.3 U	1.3 U	1.3 U	13 U	
2,4-Dimethylphenol	--	50	UG/L	NA	1.5 U	1.5 U	1.5 U	15 U	
2,4-Dinitrophenol	--	10	UG/L	NA	20 U	20 U	20 U	200 U	
2,4-Dinitrotoluene	5	--	UG/L	NA	1.6 U	1.6 U	1.6 U	16 U	
2,6-Dinitrotoluene	5	--	UG/L	NA	1.8 U	1.8 U	1.8 U	18 U	
2-Chloronaphthalene	--	10	UG/L	NA	1 U	1 U	1 U	10 U	
2-Chlorophenol	--	--	UG/L	NA	1 U	1 U	1 U	10 U	
2-Methylnaphthalene	--	--	UG/L	NA	1 U	1 U	1 U	10 U	
2-Methylphenol (O-Cresol)	--	--	UG/L	NA	1 U	1 U	1 U	10 U	
2-Nitroaniline	5	--	UG/L	NA	9.1 U	9.1 U	9.1 U	91 U	
2-Nitrophenol	--	--	UG/L	NA	1.4 U	1.4 U	1.4 U	14 U	
3- And 4- Methylphenol (Total)	--	--	UG/L	NA	2 U	2 U	2 U	240	
3,3'-Dichlorobenzidine	5	--	UG/L	NA	4.5 U	4.5 U	4.5 U	45 U	
3-Nitroaniline	5	--	UG/L	NA	7.7 U	7.7 U	7.7 U	77 U	
4,6-Dinitro-2-Methylphenol	--	--	UG/L	NA	11 U	11 U	11 U	110 U	
4-Bromophenyl Phenyl Ether	--	--	UG/L	NA	2.2 U	2.2 U	2.2 U	22 U	
4-Chloro-3-Methylphenol	--	--	UG/L	NA	1.2 U	1.2 U	1.2 U	730	
4-Chloroaniline	5	--	UG/L	NA	1.5 U	1.5 U	1.5 U	15 U	
4-Chlorophenyl Phenyl Ether	--	--	UG/L	NA	1.2 U	1.2 U	1.2 U	12 U	
4-Nitroaniline	5	--	UG/L	NA	7.8 U	7.8 U	7.8 U	78 U	
4-Nitrophenol	--	--	UG/L	NA	5.9 U	5.9 U	5.9 U	59 U	
Acenaphthene	--	20	UG/L	NA	1 U	1 U	1 U	10 U	
Acenaphthylene	--	20	UG/L	NA	1 U	1 U	1 U	10 U	
Acetophenone	--	--	UG/L	NA	1.6 U	1.6 U	1.6 U	16 U	
Anthracene	--	50	UG/L	NA	1 U	1 U	1 U	10 U	
Atrazine	--	--	UG/L	NA	2.7 U	2.7 U	2.7 U	27 U	

Table 12. Summary of Semivolatile Organic Compounds in Groundwater, 1000 Turk Hill Road, Fairport, Monroe County, New York

				Sample Designation:	MW-6M	MW-6S	MW-7S	MW-8S	MW-9S
				Sample Date:	11/08/2017	05/09/2016	05/09/2016	05/11/2016	02/03/2016
				Sample Depth (ft bgs)	6.18 - 21.82	6 - 13.7	6.3 - 13.9	7 - 14.7	13.05 - 15.1
				Normal or Field Duplicate:	N	N	N	N	N
Parameter	NYSDEC Ambient Water-Quality Standards	NYSDEC Ambient Water-Quality Guidance Values	Unit						
Benzaldehyde	--	--	UG/L	NA	3.3 U	3.3 U	3.3 U	33 U	
Benzo(A)Anthracene	--	0.002	UG/L	NA	1 U	1 U	1 U	10 U	
Benzo(A)Pyrene	0	--	UG/L	NA	1 U	1 U	1 U	10 U	
Benzo(B)Fluoranthene	--	0.002	UG/L	NA	1 U	1 U	1 U	10 U	
Benzo(G,H,I)Perylene	--	--	UG/L	NA	1 U	1 U	1 U	10 U	
Benzo(K)Fluoranthene	--	0.002	UG/L	NA	1 U	1 U	1 U	10 U	
Benzyl Butyl Phthalate	--	50	UG/L	NA	2.4 U	2.4 U	2.4 U	24 U	
Biphenyl (Diphenyl)	--	--	UG/L	NA	1 U	1 U	1 U	10 U	
Bis(2-Chloroethoxy) Methane	5	--	UG/L	NA	2.2 U	2.2 U	2.2 U	22 U	
Bis(2-Chloroethyl) Ether (2-Chloroethyl Ether)	1	--	UG/L	NA	1.3 U	1.3 U	1.3 U	13 U	
Bis(2-Chloroisopropyl) Ether	5	--	UG/L	NA	1 U	1 U	1 U	10 U	
Bis(2-Ethylhexyl) Phthalate	5	--	UG/L	NA	1.2 U	1.2 U	1.2 U	12 U	
Caprolactam	--	--	UG/L	NA	1.8 U	1.8 U	1.8 U	18 U	
Carbazole	--	--	UG/L	NA	1.1 U	1.1 U	1.1 U	11 U	
Chrysene	--	0.002	UG/L	NA	1 U	1 U	1 U	10 U	
Dibenz(A,H)Anthracene	--	--	UG/L	NA	1.3 U	1.3 U	1.3 U	13 U	
Dibenzofuran	--	--	UG/L	NA	1 U	1 U	1 U	10 U	
Diethyl Phthalate	--	50	UG/L	NA	1 U	1 U	1 U	10 U	
Dimethyl Phthalate	--	50	UG/L	NA	1 U	1 U	1 U	10 U	
Di-N-Butyl Phthalate	50	--	UG/L	NA	1 U	1 U	1 U	10 U	
Di-N-Octylphthalate	--	--	UG/L	NA	1.2 U	1.2 U	1.2 U	12 U	
Fluoranthene	--	50	UG/L	NA	1 U	1 U	1 U	10 U	
Fluorene	--	50	UG/L	NA	1 U	1 U	1 U	10 U	
Hexachlorobenzene	0.04	--	UG/L	NA	1 U	1 U	1 U	10 U	
Hexachlorobutadiene	0.5	--	UG/L	NA	1.3 U	1.3 U	1.3 U	13 U	
Hexachlorocyclopentadiene	5	--	UG/L	NA	1 U	1 U	1 U	10 U	
Hexachloroethane	5	--	UG/L	NA	1.2 U	1.2 U	1.2 U	12 U	
Indeno(1,2,3-C,D)Pyrene	--	0.002	UG/L	NA	1.2 U	1.2 U	1.2 U	12 U	
Isophorone	--	50	UG/L	NA	1 U	1 U	1 U	10 U	
Naphthalene	--	10	UG/L	NA	1 U	1 U	1 U	74 J	
Nitrobenzene	0.4	--	UG/L	NA	1.6 U	1.6 U	1.6 U	16 U	

Table 12. Summary of Semivolatile Organic Compounds in Groundwater, 1000 Turk Hill Road, Fairport, Monroe County, New York

				Sample Designation:	MW-6M	MW-6S	MW-7S	MW-8S	MW-9S
				Sample Date:	11/08/2017	05/09/2016	05/09/2016	05/11/2016	02/03/2016
				Sample Depth (ft bgs)	6.18 - 21.82	6 - 13.7	6.3 - 13.9	7 - 14.7	13.05 - 15.1
				Normal or Field Duplicate:	N	N	N	N	N
Parameter	NYSDEC Ambient Water-Quality Standards	NYSDEC Ambient Water-Quality Guidance Values	Unit						
N-Nitrosodi-N-Propylamine	--	--	UG/L	NA	1.3 U	1.3 U	1.3 U	13 U	
N-Nitrosodiphenylamine	--	50	UG/L	NA	1 U	1 U	1 U	10 U	
Pentachlorophenol	1	--	UG/L	NA	6.9 U	6.9 U	6.9 U	69 U	
Phenanthrene	--	50	UG/L	NA	1 U	1 U	1 U	13 J	
Phenol	1	--	UG/L	NA	1 U	1 U	1 U	12 U	
Pyrene	--	50	UG/L	NA	1 U	1 U	1 U	10 U	

Table 12. Summary of Semivolatile Organic Compounds in Groundwater, 1000 Turk Hill Road, Fairport, Monroe County, New York

				Sample Designation:	MW-9S
				Sample Date:	05/11/2016
				Sample Depth (ft bgs)	10.34 - 15.12
				Normal or Field Duplicate:	N
Parameter	NYSDEC Ambient Water-Quality Standards	NYSDEC Ambient Water-Quality Guidance Values	Unit		
1,2,4,5-Tetrachlorobenzene	--	--	UG/L	1.9 U	
1,4-Dioxane (P-Dioxane)	--	--	UG/L	NA	
2,3,4,6-Tetrachlorophenol	--	--	UG/L	2 U	
2,4,5-Trichlorophenol	--	--	UG/L	1.8 U	
2,4,6-Trichlorophenol	--	--	UG/L	1.4 U	
2,4-Dichlorophenol	5	--	UG/L	1.3 U	
2,4-Dimethylphenol	--	50	UG/L	1.5 U	
2,4-Dinitrophenol	--	10	UG/L	20 U	
2,4-Dinitrotoluene	5	--	UG/L	1.6 U	
2,6-Dinitrotoluene	5	--	UG/L	1.8 U	
2-Chloronaphthalene	--	10	UG/L	1 U	
2-Chlorophenol	--	--	UG/L	1 U	
2-Methylnaphthalene	--	--	UG/L	1 U	
2-Methylphenol (O-Cresol)	--	--	UG/L	1 U	
2-Nitroaniline	5	--	UG/L	9.1 U	
2-Nitrophenol	--	--	UG/L	1.4 U	
3- And 4- Methylphenol (Total)	--	--	UG/L	2 U	
3,3'-Dichlorobenzidine	5	--	UG/L	4.5 U	
3-Nitroaniline	5	--	UG/L	7.7 U	
4,6-Dinitro-2-Methylphenol	--	--	UG/L	11 U	
4-Bromophenyl Phenyl Ether	--	--	UG/L	2.2 U	
4-Chloro-3-Methylphenol	--	--	UG/L	1.2 U	
4-Chloroaniline	5	--	UG/L	1.5 U	
4-Chlorophenyl Phenyl Ether	--	--	UG/L	1.2 U	
4-Nitroaniline	5	--	UG/L	7.8 U	
4-Nitrophenol	--	--	UG/L	5.9 U	
Acenaphthene	--	20	UG/L	1 U	
Acenaphthylene	--	20	UG/L	1 U	
Acetophenone	--	--	UG/L	1.6 U	
Anthracene	--	50	UG/L	1 U	
Atrazine	--	--	UG/L	2.7 U	

Table 12. Summary of Semivolatile Organic Compounds in Groundwater, 1000 Turk Hill Road, Fairport, Monroe County, New York

				Sample Designation:	MW-9S
				Sample Date:	05/11/2016
				Sample Depth (ft bgs)	10.34 - 15.12
				Normal or Field Duplicate:	N
Parameter	NYSDEC Ambient Water-Quality Standards	NYSDEC Ambient Water-Quality Guidance Values	Unit		
Benzaldehyde	--	--	UG/L		3.3 U
Benzo(A)Anthracene	--	0.002	UG/L		1 U
Benzo(A)Pyrene	0	--	UG/L		1 U
Benzo(B)Fluoranthene	--	0.002	UG/L		1 U
Benzo(G,H,I)Perylene	--	--	UG/L		1 U
Benzo(K)Fluoranthene	--	0.002	UG/L		1 U
Benzyl Butyl Phthalate	--	50	UG/L		2.4 U
Biphenyl (Diphenyl)	--	--	UG/L		1 U
Bis(2-Chloroethoxy) Methane	5	--	UG/L		2.2 U
Bis(2-Chloroethyl) Ether (2-Chloroethyl Ether)	1	--	UG/L		1.3 U
Bis(2-Chloroisopropyl) Ether	5	--	UG/L		1 U
Bis(2-Ethylhexyl) Phthalate	5	--	UG/L		1.2 U
Caprolactam	--	--	UG/L		1.8 U
Carbazole	--	--	UG/L		1.1 U
Chrysene	--	0.002	UG/L		1 U
Dibenz(A,H)Anthracene	--	--	UG/L		1.3 U
Dibenzofuran	--	--	UG/L		1 U
Diethyl Phthalate	--	50	UG/L		1 U
Dimethyl Phthalate	--	50	UG/L		1 U
Di-N-Butyl Phthalate	50	--	UG/L		1 U
Di-N-Octylphthalate	--	--	UG/L		1.2 U
Fluoranthene	--	50	UG/L		1 U
Fluorene	--	50	UG/L		1 U
Hexachlorobenzene	0.04	--	UG/L		1 U
Hexachlorobutadiene	0.5	--	UG/L		1.3 U
Hexachlorocyclopentadiene	5	--	UG/L		1 U
Hexachloroethane	5	--	UG/L		1.2 U
Indeno(1,2,3-C,D)Pyrene	--	0.002	UG/L		1.2 U
Isophorone	--	50	UG/L		1 U
Naphthalene	--	10	UG/L		1 U
Nitrobenzene	0.4	--	UG/L		1.6 U

Table 12. Summary of Semivolatile Organic Compounds in Groundwater, 1000 Turk Hill Road, Fairport, Monroe County, New York

				Sample Designation:	MW-9S
				Sample Date:	05/11/2016
				Sample Depth (ft bgs)	10.34 - 15.12
				Normal or Field Duplicate:	N
Parameter	NYSDEC Ambient Water-Quality Standards	NYSDEC Ambient Water-Quality Guidance Values	Unit		
N-Nitrosodi-N-Propylamine	--	--	UG/L		1.3 U
N-Nitrosodiphenylamine	--	50	UG/L		1 U
Pentachlorophenol	1	--	UG/L		6.9 U
Phenanthrene	--	50	UG/L		1 U
Phenol	1	--	UG/L		1 U
Pyrene	--	50	UG/L		1 U

Table 13. Summary of Metals in Groundwater, 1000 Turk Hill Road, Fairport, Monroe County, New York

				Sample Designation:	MW-10S	MW-11D	MW-11D	MW-11M	MW-11M	MW-11S	MW-12S
				Sample Date:	05/11/2016	02/01/2016	05/10/2016	02/01/2016	05/10/2016	05/10/2016	02/02/2016
				Sample Depth (ft bgs)	11.1 - 17.4	26.1 - 43.8	20.3 - 43	26.15 - 36.66	19.95 - 36.4	19.5 - 24	3.16 - 17.36
				Normal or Field Duplicate:	N	N	N	N	N	N	N
Parameter	NYSDEC Ambient Water-Quality Standards	NYSDEC Ambient Water-Quality Guidance Values	Unit								
Aluminum	--	--	UG/L	71.4 J	9210	18100	9370	6670	3220	547	
Antimony	3	--	UG/L	5 U	5 U	5 U	5 U	5 U	5 U	5 U	
Arsenic	25	--	UG/L	4.9 U	9 J	4.9 U	5.1 J	4.9 U	4.9 U	4.9 U	
Barium	1000	--	UG/L	110 E	60.7	120 E	96.2	116 E	193 E	94.3	
Beryllium	--	3	UG/L	0.12 U	0.12 U	0.5 J	0.2 J	0.12 U	0.12 U	0.12 U	
Cadmium	5	--	UG/L	0.196 U	0.196 U	0.196 U	1.6 J	0.8 J	0.196 U	0.2 J	
Calcium	--	--	UG/L	134000	630000	290000	435000	105000	162000	85900	
Chromium, Total	50	--	UG/L	0.27 U	12.5	17	11.3	5.9 J	2.3 J	1.5 J	
Cobalt	--	--	UG/L	1.1 U	3.1 J	4.7 J	1.8 J	1.4 J	1.1 U	1.1 U	
Copper	200	--	UG/L	2 J	3.7 NJ	6.9 J	5.5 NJ	2.8 J	2.6 J	6.3 NJ	
Iron	300	--	UG/L	62 EJ	7790	14400 E	8920	5120 E	2040 E	890	
Lead	25	--	UG/L	2.1 U	2.1 U	2.1 U	2.1 U	2.1 U	2.1 U	2.1 U	
Magnesium	--	35000	UG/L	34300	76800	49900	84700	23500	51800	35000	
Manganese	300	--	UG/L	175	243	145	579	108	40	78.1	
Mercury	0.7	--	UG/L	0.04 U	0.04 U	0.04 U	0.04 U	0.04 U	0.04 U	0.04 U	
Nickel	100	--	UG/L	1.2 J	1.1 U	12.6 J	1.1 U	3.1 J	3.5 J	1.1 U	
Potassium	--	--	UG/L	2670	29200	18600	53100	9120	10700	4010	
Selenium	10	--	UG/L	3.3 U	9.2 J	3.3 U	7.8 J	3.3 U	3.3 U	6.1 J	
Silver	50	--	UG/L	0.463 U	0.463 U	0.463 U	0.463 U	0.463 U	0.463 U	0.463 U	
Sodium	20000	--	UG/L	315000	83700	81500	138000	108000	193000	395000	
Thallium	--	0.5	UG/L	2.1 U	5.4 J	2.6 J	2.1 U	2.1 U	3.5 J	2.1 U	
Vanadium	--	--	UG/L	0.909 U	11.5 J	24.1 J	12.6 J	9.6 J	4.5 J	2.8 J	
Zinc	--	2000	UG/L	1.7 U	11.5 J	14.6 J	21.7	10.2 J	6.3 J	21.2	

Table 13. Summary of Metals in Groundwater, 1000 Turk Hill Road, Fairport, Monroe County, New York

Sample Designation:				MW-12S	MW-14S	MW-15S	MW-16S	MW-1S	MW-2D	MW-2D
				05/10/2016	05/11/2016	05/09/2016	05/11/2016	05/09/2016	02/01/2016	02/01/2016
Sample Date:										
Sample Depth (ft bgs)				3.55 - 17.4	9.36 - 15.3	9.08 - 12.97	8.97 - 14.4	9.45 - 11.97	13.88 - 28.7	13.88 - 28.7
Normal or Field Duplicate:				N	N	N	N	N	N	FD
Parameter	NYSDEC Ambient Water-Quality Standards	NYSDEC Ambient Water-Quality Guidance Values	Unit							
Aluminum	--	--	UG/L	186	563	9.2 U	228	24.6 J	940	572
Antimony	3	--	UG/L	5 U	5 U	5 U	5 U	5 U	5 U	5 U
Arsenic	25	--	UG/L	4.9 U	4.9 U	4.9 U	4.9 U	4.9 U	9 J	6.2 J
Barium	1000	--	UG/L	82.1 E	124 E	19 J	475 E	37.7	32.1	30.6
Beryllium	--	3	UG/L	0.12 U	0.12 U	0.12 U	0.12 U	0.12 U	0.12 U	0.12 U
Cadmium	5	--	UG/L	0.196 U	0.196 U	0.196 U	0.196 U	0.196 U	0.196 U	0.196 U
Calcium	--	--	UG/L	86900	42600	73600	124000	62700	574000 J	278000 J
Chromium, Total	50	--	UG/L	0.27 U	1.7 J	0.27 U	0.27 U	0.27 U	3.8 J	3.6 J
Cobalt	--	--	UG/L	1.1 U	1.1 U	1.1 U	1.1 U	1.1 U	1.1 U	1.1 U
Copper	200	--	UG/L	0.619 U	0.619 U	0.619 U	1.6 J	2 J	0.619 UN	0.619 UN
Iron	300	--	UG/L	236 EH	375 E	3.9 U	296 E	53.7 U	1160	847
Lead	25	--	UG/L	2.1 U	2.1 U	2.1 U	2.1 U	2.1 U	2.3 J	2.1 U
Magnesium	--	35000	UG/L	37000	15900	24100	14900	17800	65900	66000
Manganese	300	--	UG/L	144	7.3 J	10.6	201	2.7 J	101	97.8
Mercury	0.7	--	UG/L	0.042 J	0.04 U	0.092 J	0.04 U	0.04 U	0.04 U	0.04 U
Nickel	100	--	UG/L	1.1 U	1.1 U	1.1 U	1.1 U	1.1 U	1.1 U	1.1 U
Potassium	--	--	UG/L	2550	12300	7680	11700	6720	18400	18200
Selenium	10	--	UG/L	3.3 U	3.3 U	3.3 U	4.5 J	3.3 U	5.4 J	8.4 J
Silver	50	--	UG/L	0.463 U	0.463 U	0.463 U	0.463 U	0.463 U	0.463 U	0.463 U
Sodium	20000	--	UG/L	321000	208000	49200 E	2360000	39500 E	84400	85200
Thallium	--	0.5	UG/L	4.9 J	2.1 U	2.1 U	2.1 U	2.1 U	2.1 U	2.1 U
Vanadium	--	--	UG/L	1.2 J	2.4 J	0.909 U	1.1 J	0.909 U	0.909 U	0.909 U
Zinc	--	2000	UG/L	4.5 J	2 J	3.7 J	2.1 J	1.7 U	1.7 U	1.7 U

Table 13. Summary of Metals in Groundwater, 1000 Turk Hill Road, Fairport, Monroe County, New York

Sample Designation: Sample Date: Sample Depth (ft bgs) Normal or Field Duplicate:				MW-2D	MW-2M	MW-2M	MW-2M	MW-2S	MW-3S	MW-3S
				05/10/2016	02/01/2016	05/10/2016	05/10/2016	05/10/2016	02/03/2016	05/09/2016
				7.43 - 28.75	13.75 - 19.6	7.23 - 19.61	7.23 - 19.61	7.29 - 12.71	9.79 - 12.45	6.15 - 12.44
				N	N	N	FD	N	N	N
Parameter	NYSDEC Ambient Water-Quality Standards	NYSDEC Ambient Water-Quality Guidance Values	Unit							
Aluminum	--	--	UG/L	59.2 J	4760	214	140	39.2 J	486	154
Antimony	3	--	UG/L	5 U	5 U	5 U	5 U	5 U	5 U	5 U
Arsenic	25	--	UG/L	4.9 U	4.9 U	4.9 U	4.9 U	4.9 U	4.9 U	4.9 U
Barium	1000	--	UG/L	75.7 E	188	49.2 E	48.2 E	80.2 E	90.7	64.7
Beryllium	--	3	UG/L	0.12 U	0.12 U	0.12 U	0.12 U	0.12 U	0.12 U	0.12 U
Cadmium	5	--	UG/L	0.196 U	0.196 U	0.196 U	0.196 U	0.196 U	0.196 U	0.196 U
Calcium	--	--	UG/L	269000	301000	66000	64700	73100	69600	62700
Chromium, Total	50	--	UG/L	0.27 U	6.2 J	0.3 J	0.27 U	1.2 J	1.5 J	0.27 U
Cobalt	--	--	UG/L	1.1 U	1.1 U	1.1 U	1.1 U	1.1 U	1.1 U	1.1 U
Copper	200	--	UG/L	1 J	17.3 NJ	6.9 J	7 J	2.2 J	7.8 NJ	1.5 J
Iron	300	--	UG/L	94 EJ	4000	201 E	142 E	41.2 EJ	416	147 U
Lead	25	--	UG/L	2.1 U	15.4	2.1 U	2.1 U	2.1 U	2.2 J	2.1 U
Magnesium	--	35000	UG/L	43800	72900	15900	15400	19900	22900	21700
Manganese	300	--	UG/L	21.3	111	5.9 J	7 J	7.8 J	52.3	6.2 J
Mercury	0.7	--	UG/L	0.04 U	0.04 U	0.04 U	0.047 J	0.04 U	0.04 U	0.04 U
Nickel	100	--	UG/L	1.1 U	1.1 U	1.1 U	1.1 U	1.1 U	1.1 U	1.1 U
Potassium	--	--	UG/L	8860	15800	3520	3440	5660	8200	3770
Selenium	10	--	UG/L	3.3 U	9.7 J	3.3 U	3.3 U	3.3 U	3.3 U	3.3 U
Silver	50	--	UG/L	0.463 U	0.463 U	0.463 U	0.463 U	0.463 U	0.463 U	0.463 U
Sodium	20000	--	UG/L	81000	178000	47500	47300	35000	4980	4090 E
Thallium	--	0.5	UG/L	6.2 J	3.8 J	2.8 J	2.1 U	2.1 U	2.1 U	4.3 J
Vanadium	--	--	UG/L	0.909 U	6.3 J	0.909 U	0.909 U	0.909 U	1.6 J	0.909 U
Zinc	--	2000	UG/L	1.7 U	25.9	5.1 J	7.4 J	2 J	3.2 J	1.7 U

Table 13. Summary of Metals in Groundwater, 1000 Turk Hill Road, Fairport, Monroe County, New York

				Sample Designation:						
				MW-4S	MW-4S	MW-5S	MW-5S	MW-6D	MW-6D	MW-6M
				02/03/2016	05/11/2016	02/02/2016	05/11/2016	02/01/2016	05/09/2016	02/01/2016
				4.26 - 13.56	6.49 - 13.89	13.6 - 21.6	6.69 - 21.9	12.7 - 33.78	8.1 - 32.95	12.65 - 21.6
Normal or Field Duplicate:				N	N	N	N	N	N	N
Parameter	NYSDEC Ambient Water-Quality Standards	NYSDEC Ambient Water-Quality Guidance Values	Unit							
Aluminum	--	--	UG/L	9.2 U	377	4670	50.3 J	25 J	14.4 J	1520
Antimony	3	--	UG/L	5 U	5 U	5 U	5 U	5 U	5 U	5 U
Arsenic	25	--	UG/L	4.9 U	4.9 U	8.1 J	4.9 U	7.3 J	4.9 U	10.4
Barium	1000	--	UG/L	49.9	69.3 E	59.2	40.9 E	5.5 J	8.7 J	66.7
Beryllium	--	3	UG/L	0.12 U	0.12 U	0.12 U	0.12 U	0.12 U	0.12 U	0.12 U
Cadmium	5	--	UG/L	0.5 J	0.4 J	0.196 U	0.196 U	0.196 U	0.196 U	0.196 U
Calcium	--	--	UG/L	257000	180000	494000	60200	653000	433000	455000
Chromium, Total	50	--	UG/L	4.4 J	0.27 U	6.8 J	0.27 U	3.7 J	0.27 U	3.8 J
Cobalt	--	--	UG/L	1.1 U	1.1 U	1.1 U	1.1 U	1.1 U	1.8 J	1.1 U
Copper	200	--	UG/L	249 NJ	14.8 J	0.8 NJ	2.6 J	0.619 UN	3.6 J	0.619 UN
Iron	300	--	UG/L	66.8 J	289 E	3990	52.9 EJ	4360	145 U	1350
Lead	25	--	UG/L	12.1 J	3 J	2.1 U	2.1 U	2.1 U	2.1 U	2.1 U
Magnesium	--	35000	UG/L	25700	14800	74200	11300	53600	53300	75200
Manganese	300	--	UG/L	104	128	62.7	3.6 J	16.6	43.3	133
Mercury	0.7	--	UG/L	0.04 U	0.04 U	0.04 U	0.04 U	0.04 U	0.04 U	0.04 U
Nickel	100	--	UG/L	6.7 J	1.6 J	1.1 U	1.1 U	1.1 U	1.1 U	1.1 U
Potassium	--	--	UG/L	6440	4510	13300	3130	20800	10800	14100
Selenium	10	--	UG/L	3.3 U	3.3 U	7.9 J	3.3 U	9.9 J	3.3 U	4.4 J
Silver	50	--	UG/L	0.463 U	0.463 U	0.463 U	0.463 U	0.463 U	0.463 U	0.463 U
Sodium	20000	--	UG/L	394000	476000	125000	63400	31300	73600 E	119000
Thallium	--	0.5	UG/L	2.1 U	2.1 U	2.1 U	2.2 J	2.1 U	8.8 J	2.1 U
Vanadium	--	--	UG/L	2 J	1.8 J	5.5 J	0.909 U	0.909 U	0.909 U	2 J
Zinc	--	2000	UG/L	48.4	97.6	6.9 J	4.3 J	1.7 U	4.8 J	8.8 J

Table 13. Summary of Metals in Groundwater, 1000 Turk Hill Road, Fairport, Monroe County, New York

Sample Designation:				MW-6M	MW-6S	MW-7S	MW-8S	MW-9S	MW-9S
				05/09/2016	05/09/2016	05/09/2016	05/11/2016	02/03/2016	05/11/2016
Sample Date:									
Sample Depth (ft bgs)				6.3 - 21.6	6 - 13.7	6.3 - 13.9	7 - 14.7	13.05 - 15.1	10.34 - 15.12
Normal or Field Duplicate:				N	N	N	N	N	N
Parameter	NYSDEC Ambient Water-Quality Standards	NYSDEC Ambient Water-Quality Guidance Values	Unit						
Aluminum	--	--	UG/L	355	183	95.5 J	158	19400	24.9 J
Antimony	3	--	UG/L	5 U	5 U	5 U	5 U	5 U	5 U
Arsenic	25	--	UG/L	4.9 U	4.9 U	4.9 U	4.9 U	11.2	4.9 U
Barium	1000	--	UG/L	49.1	231	38	45.3 E	186	96.9 E
Beryllium	--	3	UG/L	0.12 U	0.12 U	0.12 U	0.12 U	0.5 J	0.12 U
Cadmium	5	--	UG/L	0.196 U	0.196 U	0.196 U	0.196 U	1.2 J	2 J
Calcium	--	--	UG/L	60000	143000	69000	66100	468000	287000
Chromium, Total	50	--	UG/L	0.27 U	0.5 J	0.27 U	0.27 U	30.5	0.27 U
Cobalt	--	--	UG/L	1.1 U	1.1 U	1.1 U	1.1 U	39.3 J	63.2
Copper	200	--	UG/L	1.8 J	1.2 J	2.9 J	4.3 J	74.6 N	0.9 J
Iron	300	--	UG/L	378 U	264 U	119 U	183 E	117000	194000 E
Lead	25	--	UG/L	2.1 U	2.1 U	2.1 U	2.1 U	126	2.5 J
Magnesium	--	35000	UG/L	12000	43500	14500	13000	20800	14200
Manganese	300	--	UG/L	14.8	64.8	3.9 J	16.2	6830	6600
Mercury	0.7	--	UG/L	0.09 J	0.074 J	0.04 U	0.04 U	0.041 J	0.04 U
Nickel	100	--	UG/L	1.1 U	1.1 U	1.1 U	1.1 U	11 J	24.4 J
Potassium	--	--	UG/L	3410	26300	3830	3470	20900	12200
Selenium	10	--	UG/L	3.3 U	3.3 U	3.3 U	3.3 U	9.6 J	5.1 J
Silver	50	--	UG/L	0.463 U	0.463 U	0.463 U	0.463 U	0.463 U	0.463 U
Sodium	20000	--	UG/L	46800 E	268000 E	54700 E	47200	336000	270000
Thallium	--	0.5	UG/L	4.2 J	2.6 J	3.4 J	2.1 U	3.4 J	2.1 U
Vanadium	--	--	UG/L	0.909 U	0.909 U	0.909 U	0.909 U	28.8 J	0.909 U
Zinc	--	2000	UG/L	3.1 J	2.4 J	1.7 U	2.9 J	190	25.2

Table 14. Summary of Polychlorinated Biphenyls in Groundwater, 1000 Turk Hill Road, Fairport, Monroe County, New York

				Sample Designation:	MW-10S	MW-11D	MW-11D	MW-11M	MW-11M	MW-11S
				Sample Date:	05/11/2016	02/01/2016	05/10/2016	02/01/2016	05/10/2016	05/10/2016
				Sample Depth (ft bgs)	11.1 - 17.4	26.1 - 43.8	20.3 - 43	26.15 - 36.66	19.95 - 36.4	19.5 - 24
				Normal or Field Duplicate:	N	N	N	N	N	N
Parameter	NYSDEC Ambient Water-Quality Standards	NYSDEC Ambient Water-Quality Guidance Values	Unit							
PCB-1016 (Aroclor 1016)	--	--	UG/L	0.025 U	0.025 U	0.025 U	0.025 U	0.025 U	0.025 U	0.025 U
PCB-1221 (Aroclor 1221)	--	--	UG/L	0.05 U	0.05 U	0.05 U	0.05 U	0.05 U	0.05 U	0.05 U
PCB-1232 (Aroclor 1232)	--	--	UG/L	0.025 U	0.025 U	0.025 U	0.025 U	0.025 U	0.025 U	0.025 U
PCB-1242 (Aroclor 1242)	--	--	UG/L	0.025 U	0.025 U	0.025 U	0.025 U	0.025 U	0.025 U	0.025 U
PCB-1248 (Aroclor 1248)	--	--	UG/L	0.025 U	0.025 U	0.025 U	0.025 U	0.025 U	0.025 U	0.025 U
PCB-1254 (Aroclor 1254)	--	--	UG/L	0.025 U	0.025 U	0.025 U	0.025 U	0.025 U	0.025 U	0.025 U
PCB-1260 (Aroclor 1260)	--	--	UG/L	0.025 U	0.025 U	0.025 U	0.025 U	0.025 U	0.025 U	0.025 U
Total PCBs	0.9	--	UG/L	0.025 U	0.025 U	0.025 U	0.025 U	0.025 U	0.025 U	0.025 U

Table 14. Summary of Polychlorinated Biphenyls in Groundwater, 1000 Turk Hill Road, Fairport, Monroe County, New York

				Sample Designation:	MW-12S	MW-12S	MW-14S	MW-15S	MW-16S	MW-1S
				Sample Date:	02/02/2016	05/10/2016	05/11/2016	05/09/2016	05/11/2016	05/09/2016
				Sample Depth (ft bgs)	3.16 - 17.36	3.55 - 17.4	9.36 - 15.3	9.08 - 12.97	8.97 - 14.4	9.45 - 11.97
				Normal or Field Duplicate:	N	N	N	N	N	N
Parameter	NYSDEC Ambient Water-Quality Standards	NYSDEC Ambient Water-Quality Guidance Values	Unit							
PCB-1016 (Aroclor 1016)	--	--	UG/L	0.025 U	0.025 U	0.025 U	0.025 U	0.025 U	0.025 U	0.025 U
PCB-1221 (Aroclor 1221)	--	--	UG/L	0.05 U	0.05 U	0.05 U	0.05 U	0.05 U	0.05 U	0.05 U
PCB-1232 (Aroclor 1232)	--	--	UG/L	0.025 U	0.025 U	0.025 U	0.025 U	0.025 U	0.025 U	0.025 U
PCB-1242 (Aroclor 1242)	--	--	UG/L	0.025 U	0.025 U	0.025 U	0.025 U	0.025 U	0.025 U	0.025 U
PCB-1248 (Aroclor 1248)	--	--	UG/L	0.025 U	0.025 U	0.025 U	0.025 U	0.025 U	0.025 U	0.025 U
PCB-1254 (Aroclor 1254)	--	--	UG/L	0.025 U	0.025 U	0.025 U	0.025 U	0.025 U	0.025 U	0.025 U
PCB-1260 (Aroclor 1260)	--	--	UG/L	0.025 U	0.025 U	0.025 U	0.025 U	0.025 U	0.025 U	0.025 U
Total PCBs	0.9	--	UG/L	0.025 U	0.025 U	0.025 U	0.025 U	0.025 U	0.025 U	0.025 U

Table 14. Summary of Polychlorinated Biphenyls in Groundwater, 1000 Turk Hill Road, Fairport, Monroe County, New York

				Sample Designation:	MW-2D	MW-2D	MW-2D	MW-2M	MW-2M	MW-2M
				Sample Date:	02/01/2016	02/01/2016	05/10/2016	02/01/2016	05/10/2016	05/10/2016
				Sample Depth (ft bgs)	13.88 - 28.7	13.88 - 28.7	7.43 - 28.75	13.75 - 19.6	7.23 - 19.61	7.23 - 19.61
				Normal or Field Duplicate:	N	FD	N	N	N	FD
Parameter	NYSDEC Ambient Water-Quality Standards	NYSDEC Ambient Water-Quality Guidance Values	Unit							
PCB-1016 (Aroclor 1016)	--	--	UG/L	0.025 U	0.025 U	0.025 U	0.025 U	0.025 U	0.025 U	0.025 U
PCB-1221 (Aroclor 1221)	--	--	UG/L	0.05 U	0.05 U	0.05 U	0.05 U	0.05 U	0.05 U	0.05 U
PCB-1232 (Aroclor 1232)	--	--	UG/L	0.025 U	0.025 U	0.025 U	0.025 U	0.025 U	0.025 U	0.025 U
PCB-1242 (Aroclor 1242)	--	--	UG/L	0.025 U	0.025 U	0.025 U	0.025 U	0.025 U	0.025 U	0.025 U
PCB-1248 (Aroclor 1248)	--	--	UG/L	0.025 U	0.025 U	0.025 U	0.025 U	0.025 U	0.025 U	0.025 U
PCB-1254 (Aroclor 1254)	--	--	UG/L	0.025 U	0.025 U	0.025 U	0.025 U	0.025 U	0.025 U	0.025 U
PCB-1260 (Aroclor 1260)	--	--	UG/L	0.025 U	0.025 U	0.025 U	0.025 U	0.025 U	0.025 U	0.025 U
Total PCBs	0.9	--	UG/L	0.025 U	0.025 U	0.025 U	0.025 U	0.025 U	0.025 U	0.025 U

Table 14. Summary of Polychlorinated Biphenyls in Groundwater, 1000 Turk Hill Road, Fairport, Monroe County, New York

Sample Designation: Sample Date: Sample Depth (ft bgs) Normal or Field Duplicate:				MW-2S	MW-3S	MW-3S	MW-4S	MW-4S	MW-5S
				05/10/2016	02/03/2016	05/09/2016	02/03/2016	05/11/2016	02/02/2016
				7.29 - 12.71	9.79 - 12.45	6.15 - 12.44	4.26 - 13.56	6.49 - 13.89	13.6 - 21.6
				N	N	N	N	N	N
Parameter	NYSDEC Ambient Water-Quality Standards	NYSDEC Ambient Water-Quality Guidance Values	Unit						
PCB-1016 (Aroclor 1016)	--	--	UG/L	0.025 U	0.05 U	0.025 U	0.025 U	0.025 U	0.025 U
PCB-1221 (Aroclor 1221)	--	--	UG/L	0.05 U	0.1 U	0.05 U	0.05 U	0.05 U	0.05 U
PCB-1232 (Aroclor 1232)	--	--	UG/L	0.025 U	0.05 U	0.025 U	0.025 U	0.025 U	0.025 U
PCB-1242 (Aroclor 1242)	--	--	UG/L	0.025 U	0.05 U	0.025 U	0.025 U	0.025 U	0.025 U
PCB-1248 (Aroclor 1248)	--	--	UG/L	0.025 U	0.05 U	0.025 U	0.025 U	0.025 U	0.025 U
PCB-1254 (Aroclor 1254)	--	--	UG/L	0.025 U	0.05 U	0.025 U	0.025 U	0.025 U	0.025 U
PCB-1260 (Aroclor 1260)	--	--	UG/L	0.025 U	0.05 U	0.025 U	0.025 U	0.025 U	0.025 U
Total PCBs	0.9	--	UG/L	0.025 U	0.05 U	0.025 U	0.025 U	0.025 U	0.025 U

Table 14. Summary of Polychlorinated Biphenyls in Groundwater, 1000 Turk Hill Road, Fairport, Monroe County, New York

				Sample Designation:	MW-5S	MW-6D	MW-6D	MW-6M	MW-6M	MW-6S	MW-7S
				Sample Date:	05/11/2016	02/01/2016	05/09/2016	02/01/2016	05/09/2016	05/09/2016	05/09/2016
				Sample Depth (ft bgs)	6.69 - 21.9	12.7 - 33.78	8.1 - 32.95	12.65 - 21.6	6.3 - 21.6	6 - 13.7	6.3 - 13.9
				Normal or Field Duplicate:	N	N	N	N	N	N	N
Parameter	NYSDEC Ambient Water-Quality Standards	NYSDEC Ambient Water-Quality Guidance Values	Unit								
PCB-1016 (Aroclor 1016)	--	--	UG/L	0.025 U	0.025 U	0.025 U	0.025 U	0.025 U	0.025 U	0.025 U	0.025 U
PCB-1221 (Aroclor 1221)	--	--	UG/L	0.05 U	0.05 U	0.05 U	0.05 U	0.05 U	0.05 U	0.05 U	0.05 U
PCB-1232 (Aroclor 1232)	--	--	UG/L	0.025 U	0.025 U	0.025 U	0.025 U	0.025 U	0.025 U	0.025 U	0.025 U
PCB-1242 (Aroclor 1242)	--	--	UG/L	0.025 U	0.025 U	0.025 U	0.025 U	0.025 U	0.025 U	0.025 U	0.025 U
PCB-1248 (Aroclor 1248)	--	--	UG/L	0.025 U	0.025 U	0.025 U	0.025 U	0.025 U	0.025 U	0.025 U	0.025 U
PCB-1254 (Aroclor 1254)	--	--	UG/L	0.025 U	0.025 U	0.025 U	0.025 U	0.025 U	0.025 U	0.025 U	0.025 U
PCB-1260 (Aroclor 1260)	--	--	UG/L	0.025 U	0.025 U	0.025 U	0.025 U	0.025 U	0.025 U	0.025 U	0.025 U
Total PCBs	0.9	--	UG/L	0.025 U	0.025 U	0.025 U	0.025 U	0.025 U	0.025 U	0.025 U	0.025 U

Table 14. Summary of Polychlorinated Biphenyls in Groundwater, 1000 Turk Hill Road, Fairport, Monroe County, New York

				Sample Designation:	MW-8S	MW-9S	MW-9S
				Sample Date:	05/11/2016	02/03/2016	05/11/2016
				Sample Depth (ft bgs)	7 - 14.7	13.05 - 15.1	10.34 - 15.12
				Normal or Field Duplicate:	N	N	N
Parameter	NYSDEC Ambient Water-Quality Standards	NYSDEC Ambient Water-Quality Guidance Values	Unit				
PCB-1016 (Aroclor 1016)	--	--	UG/L	0.025 U	0.025 U	0.025 U	0.025 U
PCB-1221 (Aroclor 1221)	--	--	UG/L	0.05 U	0.05 U	0.05 U	0.05 U
PCB-1232 (Aroclor 1232)	--	--	UG/L	0.025 U	0.025 U	0.025 U	0.025 U
PCB-1242 (Aroclor 1242)	--	--	UG/L	0.025 U	0.025 U	0.025 U	0.025 U
PCB-1248 (Aroclor 1248)	--	--	UG/L	0.025 U	0.025 U	0.025 U	0.025 U
PCB-1254 (Aroclor 1254)	--	--	UG/L	0.025 U	0.025 U	0.025 U	0.025 U
PCB-1260 (Aroclor 1260)	--	--	UG/L	0.025 U	0.025 U	0.025 U	0.025 U
Total PCBs	0.9	--	UG/L	0.025 U	0.025 U	0.025 U	0.025 U

Table 15. Summary of Pesticides in Groundwater, 1000 Turk Hill Road, Fairport, Monroe County, New York

				Sample Designation:	MW-10S	MW-11D	MW-11D	MW-11M	MW-11M
				Sample Date:	05/11/2016	02/01/2016	05/10/2016	02/01/2016	05/10/2016
				Sample Depth (ft bgs)	11.1 - 17.4	26.1 - 43.8	20.3 - 43	26.15 - 36.66	19.95 - 36.4
				Normal or Field Duplicate:	N	N	N	N	N
Parameter	NYSDEC Ambient Water-Quality Standards	NYSDEC Ambient Water-Quality Guidance Values	Unit						
Aldrin	0	--	UG/L	0.025 U	0.025 U	0.025 U	0.025 U	0.025 U	0.025 U
Alpha Bhc (Alpha Hexachlorocyclohexane)	--	--	UG/L	0.028 U	0.028 U	0.028 U	0.028 U	0.028 U	0.028 U
Alpha Endosulfan	--	--	UG/L	0.025 U	0.025 U	0.025 U	0.025 U	0.025 U	0.025 U
Beta Bhc (Beta Hexachlorocyclohexane)	--	--	UG/L	0.028 U	0.028 U	0.028 U	0.028 U	0.028 U	0.028 U
Beta Endosulfan	--	--	UG/L	0.025 U	0.025 U	0.025 U	0.025 U	0.025 U	0.025 U
cis-Chlordane	--	--	UG/L	0.025 U	0.025 U	0.025 U	0.025 U	0.025 U	0.025 U
Delta BHC (Delta Hexachlorocyclohexane)	--	--	UG/L	0.048 U	0.048 U	0.048 U	0.048 U	0.048 U	0.048 U
Dieldrin	0.004	--	UG/L	0.025 U	0.025 U	0.025 U	0.025 U	0.025 U	0.025 U
Endosulfan Sulfate	--	--	UG/L	0.025 U	0.025 U	0.025 U	0.025 U	0.025 U	0.025 U
Endrin	0	--	UG/L	0.025 U	0.025 U	0.025 U	0.025 U	0.025 U	0.025 U
Endrin Aldehyde	5	--	UG/L	0.025 U	0.025 U	0.025 U	0.025 U	0.025 U	0.025 U
Endrin Ketone	--	--	UG/L	0.035 U	0.035 U	0.035 U	0.035 U	0.035 U	0.035 U
Gamma Bhc (Lindane)	--	--	UG/L	0.025 U	0.025 U	0.025 U	0.025 U	0.025 U	0.025 U
Heptachlor	0.04	--	UG/L	0.025 U	0.025 U	0.025 U	0.025 U	0.025 U	0.025 U
Heptachlor Epoxide	0.03	--	UG/L	0.025 U	0.025 U	0.025 U	0.025 U	0.025 U	0.025 U
Methoxychlor	35	--	UG/L	0.025 U	0.025 U	0.025 U	0.025 U	0.025 U	0.025 U
P,P'-DDD	0.3	--	UG/L	0.025 U	0.025 U	0.025 U	0.025 U	0.025 U	0.025 U
P,P'-DDE	0.2	--	UG/L	0.025 U	0.025 U	0.025 U	0.025 U	0.025 U	0.025 U
P,P'-DDT	0.2	--	UG/L	0.027 U	0.027 U	0.027 U	0.027 U	0.027 U	0.027 U
Pentachlorophenol	1	--	UG/L	35 U	6.9 U	6.9 U	6.9 U	6.9 U	6.9 U
Toxaphene	0.06	--	UG/L	0.27 U	0.27 U	0.27 U	0.27 U	0.27 U	0.27 U

Table 15. Summary of Pesticides in Groundwater, 1000 Turk Hill Road, Fairport, Monroe County, New York

				Sample Designation:	MW-11S	MW-12S	MW-12S	MW-14S	MW-15S
				Sample Date:	05/10/2016	02/02/2016	05/10/2016	05/11/2016	05/09/2016
				Sample Depth (ft bgs)	19.5 - 24	3.16 - 17.36	3.55 - 17.4	9.36 - 15.3	9.08 - 12.97
				Normal or Field Duplicate:	N	N	N	N	N
Parameter	NYSDEC Ambient Water-Quality Standards	NYSDEC Ambient Water-Quality Guidance Values	Unit						
Aldrin	0	--	UG/L	0.025 U	0.025 U	0.025 U	0.025 U	0.025 U	0.025 U
Alpha Bhc (Alpha Hexachlorocyclohexane)	--	--	UG/L	0.028 U	0.028 U	0.028 U	0.028 U	0.028 U	0.028 U
Alpha Endosulfan	--	--	UG/L	0.025 U	0.025 U	0.025 U	0.025 U	0.025 U	0.025 U
Beta Bhc (Beta Hexachlorocyclohexane)	--	--	UG/L	0.028 U	0.028 U	0.028 U	0.028 U	0.028 U	0.028 U
Beta Endosulfan	--	--	UG/L	0.025 U	0.025 U	0.025 U	0.025 U	0.025 U	0.025 U
cis-Chlordane	--	--	UG/L	0.025 U	0.025 U	0.025 U	0.025 U	0.025 U	0.025 U
Delta BHC (Delta Hexachlorocyclohexane)	--	--	UG/L	0.048 U	0.048 U	0.048 U	0.048 U	0.048 U	0.048 U
Dieldrin	0.004	--	UG/L	0.025 U	0.025 U	0.025 U	0.025 U	0.025 U	0.025 U
Endosulfan Sulfate	--	--	UG/L	0.025 U	0.025 U	0.025 U	0.025 U	0.025 U	0.025 U
Endrin	0	--	UG/L	0.025 U	0.025 U	0.025 U	0.025 U	0.025 U	0.025 U
Endrin Aldehyde	5	--	UG/L	0.025 U	0.025 U	0.025 U	0.025 U	0.025 U	0.025 U
Endrin Ketone	--	--	UG/L	0.035 U	0.035 U	0.035 U	0.035 U	0.035 U	0.035 U
Gamma Bhc (Lindane)	--	--	UG/L	0.025 U	0.025 U	0.025 U	0.025 U	0.025 U	0.025 U
Heptachlor	0.04	--	UG/L	0.025 U	0.025 U	0.025 U	0.025 U	0.025 U	0.025 U
Heptachlor Epoxide	0.03	--	UG/L	0.025 U	0.025 U	0.025 U	0.025 U	0.025 U	0.025 U
Methoxychlor	35	--	UG/L	0.025 U	0.025 U	0.025 UJ	0.025 U	0.025 U	0.025 U
P,P'-DDD	0.3	--	UG/L	0.025 U	0.025 U	0.025 U	0.025 U	0.025 U	0.025 U
P,P'-DDE	0.2	--	UG/L	0.025 U	0.025 U	0.025 U	0.025 U	0.025 U	0.025 U
P,P'-DDT	0.2	--	UG/L	0.027 U	0.027 U	0.027 UJ	0.027 U	0.027 U	0.027 U
Pentachlorophenol	1	--	UG/L	6.9 U	6.9 U	6.9 U	6.9 U	6.9 U	6.9 U
Toxaphene	0.06	--	UG/L	0.27 U	0.27 U	0.27 U	0.27 U	0.27 U	0.27 U

Table 15. Summary of Pesticides in Groundwater, 1000 Turk Hill Road, Fairport, Monroe County, New York

				Sample Designation:	MW-16S	MW-1S	MW-2D	MW-2D	MW-2D
				Sample Date:	05/11/2016	05/09/2016	02/01/2016	02/01/2016	05/10/2016
				Sample Depth (ft bgs)	8.97 - 14.4	9.45 - 11.97	13.88 - 28.7	13.88 - 28.7	7.43 - 28.75
				Normal or Field Duplicate:	N	N	N	FD	N
Parameter	NYSDEC Ambient Water-Quality Standards	NYSDEC Ambient Water-Quality Guidance Values	Unit						
Aldrin	0	--	UG/L	0.025 U	0.025 U	0.025 U	0.025 U	0.025 U	0.025 U
Alpha Bhc (Alpha Hexachlorocyclohexane)	--	--	UG/L	0.028 U	0.028 U	0.028 U	0.028 U	0.028 U	0.028 U
Alpha Endosulfan	--	--	UG/L	0.025 U	0.025 U	0.025 U	0.025 U	0.025 U	0.025 U
Beta Bhc (Beta Hexachlorocyclohexane)	--	--	UG/L	0.028 U	0.028 U	0.028 U	0.028 U	0.028 U	0.028 U
Beta Endosulfan	--	--	UG/L	0.025 U	0.025 U	0.025 U	0.025 U	0.025 U	0.025 U
cis-Chlordane	--	--	UG/L	0.025 U	0.025 U	0.025 U	0.025 U	0.025 U	0.025 U
Delta BHC (Delta Hexachlorocyclohexane)	--	--	UG/L	0.048 U	0.048 U	0.048 U	0.048 U	0.048 U	0.048 U
Dieldrin	0.004	--	UG/L	0.025 U	0.025 U	0.025 U	0.025 U	0.025 U	0.025 U
Endosulfan Sulfate	--	--	UG/L	0.025 U	0.025 U	0.025 U	0.025 U	0.025 U	0.025 U
Endrin	0	--	UG/L	0.025 U	0.025 U	0.025 U	0.025 U	0.025 U	0.025 U
Endrin Aldehyde	5	--	UG/L	0.025 U	0.025 U	0.025 U	0.025 U	0.025 U	0.025 U
Endrin Ketone	--	--	UG/L	0.035 U	0.035 U	0.035 U	0.035 U	0.035 U	0.035 U
Gamma Bhc (Lindane)	--	--	UG/L	0.025 U	0.025 U	0.025 U	0.025 U	0.025 U	0.025 U
Heptachlor	0.04	--	UG/L	0.025 U	0.025 U	0.025 U	0.025 U	0.025 U	0.025 U
Heptachlor Epoxide	0.03	--	UG/L	0.025 U	0.025 U	0.025 U	0.025 U	0.025 U	0.025 U
Methoxychlor	35	--	UG/L	0.025 U	0.025 U	0.025 U	0.025 U	0.025 U	0.025 U
P,P'-DDD	0.3	--	UG/L	0.025 U	0.025 U	0.025 U	0.025 U	0.025 U	0.025 U
P,P'-DDE	0.2	--	UG/L	0.025 U	0.025 U	0.025 U	0.025 U	0.025 U	0.025 U
P,P'-DDT	0.2	--	UG/L	0.027 U	0.027 U	0.027 U	0.027 U	0.027 U	0.027 U
Pentachlorophenol	1	--	UG/L	6.9 U	6.9 U	6.9 U	6.9 U	6.9 U	6.9 U
Toxaphene	0.06	--	UG/L	0.27 U	0.27 U	0.27 U	0.27 U	0.27 U	0.27 U

Table 15. Summary of Pesticides in Groundwater, 1000 Turk Hill Road, Fairport, Monroe County, New York

				Sample Designation:	MW-2M	MW-2M	MW-2M	MW-2S	MW-3S
				Sample Date:	02/01/2016	05/10/2016	05/10/2016	05/10/2016	02/03/2016
				Sample Depth (ft bgs)	13.75 - 19.6	7.23 - 19.61	7.23 - 19.61	7.29 - 12.71	9.79 - 12.45
				Normal or Field Duplicate:	N	N	FD	N	N
Parameter	NYSDEC Ambient Water-Quality Standards	NYSDEC Ambient Water-Quality Guidance Values	Unit						
Aldrin	0	--	UG/L	0.025 U	0.025 U	0.025 U	0.025 U	0.025 U	0.025 U
Alpha Bhc (Alpha Hexachlorocyclohexane)	--	--	UG/L	0.028 U	0.028 U	0.028 U	0.028 U	0.028 U	0.028 U
Alpha Endosulfan	--	--	UG/L	0.025 U	0.025 U	0.025 U	0.025 U	0.025 U	0.025 U
Beta Bhc (Beta Hexachlorocyclohexane)	--	--	UG/L	0.028 U	0.028 U	0.028 U	0.028 U	0.028 U	0.028 U
Beta Endosulfan	--	--	UG/L	0.025 U	0.025 U	0.025 U	0.025 U	0.025 U	0.025 U
cis-Chlordane	--	--	UG/L	0.025 U	0.025 U	0.025 U	0.025 U	0.025 U	0.025 U
Delta BHC (Delta Hexachlorocyclohexane)	--	--	UG/L	0.048 U	0.048 U	0.048 U	0.048 U	0.048 U	0.048 U
Dieldrin	0.004	--	UG/L	0.025 U	0.025 U	0.025 U	0.025 U	0.025 U	0.025 U
Endosulfan Sulfate	--	--	UG/L	0.025 U	0.025 U	0.025 U	0.025 U	0.025 U	0.025 U
Endrin	0	--	UG/L	0.025 U	0.025 U	0.025 U	0.025 U	0.025 U	0.025 U
Endrin Aldehyde	5	--	UG/L	0.025 U	0.025 U	0.025 U	0.025 U	0.025 U	0.025 U
Endrin Ketone	--	--	UG/L	0.035 U	0.035 U	0.035 U	0.035 U	0.035 U	0.035 U
Gamma Bhc (Lindane)	--	--	UG/L	0.025 U	0.025 U	0.025 U	0.025 U	0.025 U	0.025 U
Heptachlor	0.04	--	UG/L	0.025 U	0.025 U	0.025 U	0.025 U	0.025 U	0.025 U
Heptachlor Epoxide	0.03	--	UG/L	0.025 U	0.025 U	0.025 U	0.025 U	0.025 U	0.025 U
Methoxychlor	35	--	UG/L	0.025 U	0.025 U	0.025 U	0.025 U	0.025 U	0.025 U
P,P'-DDD	0.3	--	UG/L	0.025 U	0.025 U	0.025 U	0.025 U	0.025 U	0.025 U
P,P'-DDE	0.2	--	UG/L	0.025 U	0.025 U	0.025 U	0.025 U	0.025 U	0.025 U
P,P'-DDT	0.2	--	UG/L	0.027 U	0.027 U	0.027 U	0.027 U	0.027 U	0.027 U
Pentachlorophenol	1	--	UG/L	6.9 U	6.9 U	6.9 U	6.9 U	6.9 U	6.9 U
Toxaphene	0.06	--	UG/L	0.27 U	0.27 U	0.27 U	0.27 U	0.27 U	0.27 U

Table 15. Summary of Pesticides in Groundwater, 1000 Turk Hill Road, Fairport, Monroe County, New York

				Sample Designation:	MW-3S	MW-4S	MW-4S	MW-5S	MW-5S
				Sample Date:	05/09/2016	02/03/2016	05/11/2016	02/02/2016	05/11/2016
				Sample Depth (ft bgs)	6.15 - 12.44	4.26 - 13.56	6.49 - 13.89	13.6 - 21.6	6.69 - 21.9
				Normal or Field Duplicate:	N	N	N	N	N
Parameter	NYSDEC Ambient Water-Quality Standards	NYSDEC Ambient Water-Quality Guidance Values	Unit						
Aldrin	0	--	UG/L	0.025 U	0.025 U	0.025 U	0.025 U	0.025 U	0.025 U
Alpha Bhc (Alpha Hexachlorocyclohexane)	--	--	UG/L	0.028 U	0.028 U	0.028 U	0.028 U	0.028 U	0.028 U
Alpha Endosulfan	--	--	UG/L	0.025 U	0.025 U	0.025 U	0.025 U	0.025 U	0.025 U
Beta Bhc (Beta Hexachlorocyclohexane)	--	--	UG/L	0.028 U	0.028 U	0.028 U	0.028 U	0.028 U	0.028 U
Beta Endosulfan	--	--	UG/L	0.025 U	0.025 U	0.025 U	0.025 U	0.025 U	0.025 U
cis-Chlordane	--	--	UG/L	0.025 U	0.025 U	0.025 U	0.025 U	0.025 U	0.025 U
Delta BHC (Delta Hexachlorocyclohexane)	--	--	UG/L	0.048 U	0.048 U	0.048 U	0.048 U	0.048 U	0.048 U
Dieldrin	0.004	--	UG/L	0.025 U	0.025 U	0.025 U	0.025 U	0.025 U	0.025 U
Endosulfan Sulfate	--	--	UG/L	0.025 U	0.025 U	0.025 U	0.025 U	0.025 U	0.025 U
Endrin	0	--	UG/L	0.025 U	0.025 U	0.025 U	0.025 U	0.025 U	0.025 U
Endrin Aldehyde	5	--	UG/L	0.025 U	0.025 U	0.025 U	0.025 U	0.025 U	0.025 U
Endrin Ketone	--	--	UG/L	0.035 U	0.035 U	0.035 U	0.035 U	0.035 U	0.035 U
Gamma Bhc (Lindane)	--	--	UG/L	0.025 U	0.025 U	0.025 U	0.025 U	0.025 U	0.025 U
Heptachlor	0.04	--	UG/L	0.025 U	0.025 U	0.025 U	0.025 U	0.025 U	0.025 U
Heptachlor Epoxide	0.03	--	UG/L	0.025 U	0.025 U	0.025 U	0.025 U	0.025 U	0.025 U
Methoxychlor	35	--	UG/L	0.025 U	0.025 U	0.025 U	0.025 U	0.025 U	0.025 U
P,P'-DDD	0.3	--	UG/L	0.025 U	0.025 U	0.025 U	0.025 U	0.025 U	0.025 U
P,P'-DDE	0.2	--	UG/L	0.025 U	0.025 U	0.025 U	0.025 U	0.025 U	0.025 U
P,P'-DDT	0.2	--	UG/L	0.027 U	0.027 U	0.027 U	0.027 U	0.027 U	0.027 U
Pentachlorophenol	1	--	UG/L	6.9 U	6.9 U	6.9 U	6.9 U	6.9 U	6.9 U
Toxaphene	0.06	--	UG/L	0.27 U	0.27 U	0.27 U	0.27 U	0.27 U	0.27 U

Table 15. Summary of Pesticides in Groundwater, 1000 Turk Hill Road, Fairport, Monroe County, New York

				Sample Designation:	MW-6D	MW-6D	MW-6M	MW-6M	MW-6S
				Sample Date:	02/01/2016	05/09/2016	02/01/2016	05/09/2016	05/09/2016
				Sample Depth (ft bgs)	12.7 - 33.78	8.1 - 32.95	12.65 - 21.6	6.3 - 21.6	6 - 13.7
				Normal or Field Duplicate:	N	N	N	N	N
Parameter	NYSDEC Ambient Water-Quality Standards	NYSDEC Ambient Water-Quality Guidance Values	Unit						
Aldrin	0	--	UG/L	0.025 U	0.025 U	0.025 U	0.025 U	0.025 U	0.025 U
Alpha Bhc (Alpha Hexachlorocyclohexane)	--	--	UG/L	0.028 U	0.028 U	0.028 U	0.028 U	0.028 U	0.028 U
Alpha Endosulfan	--	--	UG/L	0.025 U	0.025 U	0.025 U	0.025 U	0.025 U	0.025 U
Beta Bhc (Beta Hexachlorocyclohexane)	--	--	UG/L	0.028 U	0.028 U	0.028 U	0.028 U	0.028 U	0.028 U
Beta Endosulfan	--	--	UG/L	0.025 U	0.025 U	0.025 U	0.025 U	0.025 U	0.025 U
cis-Chlordane	--	--	UG/L	0.025 U	0.025 U	0.025 U	0.025 U	0.025 U	0.025 U
Delta BHC (Delta Hexachlorocyclohexane)	--	--	UG/L	0.048 U	0.048 U	0.048 U	0.048 U	0.048 U	0.048 U
Dieldrin	0.004	--	UG/L	0.025 U	0.025 U	0.025 U	0.025 U	0.025 U	0.025 U
Endosulfan Sulfate	--	--	UG/L	0.025 U	0.025 U	0.025 U	0.025 U	0.025 U	0.025 U
Endrin	0	--	UG/L	0.025 U	0.025 U	0.025 U	0.025 U	0.025 U	0.025 U
Endrin Aldehyde	5	--	UG/L	0.025 U	0.025 U	0.025 U	0.025 U	0.025 U	0.025 U
Endrin Ketone	--	--	UG/L	0.035 U	0.035 U	0.035 U	0.035 U	0.035 U	0.035 U
Gamma Bhc (Lindane)	--	--	UG/L	0.025 U	0.025 U	0.025 U	0.025 U	0.025 U	0.025 U
Heptachlor	0.04	--	UG/L	0.025 U	0.025 U	0.025 U	0.025 U	0.025 U	0.025 U
Heptachlor Epoxide	0.03	--	UG/L	0.025 U	0.025 U	0.025 U	0.025 U	0.025 U	0.025 U
Methoxychlor	35	--	UG/L	0.025 U	0.025 U	0.025 U	0.025 U	0.025 U	0.025 U
P,P'-DDD	0.3	--	UG/L	0.025 U	0.025 U	0.025 U	0.025 U	0.025 U	0.025 U
P,P'-DDE	0.2	--	UG/L	0.025 U	0.025 U	0.025 U	0.025 U	0.025 U	0.025 U
P,P'-DDT	0.2	--	UG/L	0.027 U	0.027 U	0.027 U	0.027 U	0.027 U	0.027 U
Pentachlorophenol	1	--	UG/L	6.9 U	6.9 U	6.9 U	6.9 U	6.9 U	6.9 U
Toxaphene	0.06	--	UG/L	0.27 U	0.27 U	0.27 U	0.27 U	0.27 U	0.27 U

Table 15. Summary of Pesticides in Groundwater, 1000 Turk Hill Road, Fairport, Monroe County, New York

				Sample Designation:	MW-7S	MW-8S	MW-9S	MW-9S
				Sample Date:	05/09/2016	05/11/2016	02/03/2016	05/11/2016
				Sample Depth (ft bgs)	6.3 - 13.9	7 - 14.7	13.05 - 15.1	10.34 - 15.12
				Normal or Field Duplicate:	N	N	N	N
Parameter	NYSDEC Ambient Water-Quality Standards	NYSDEC Ambient Water-Quality Guidance Values	Unit					
Aldrin	0	--	UG/L	0.025 U	0.025 U	0.025 U	0.025 U	0.025 U
Alpha Bhc (Alpha Hexachlorocyclohexane)	--	--	UG/L	0.028 U	0.028 U	0.028 U	0.028 U	0.028 U
Alpha Endosulfan	--	--	UG/L	0.025 U	0.025 U	0.025 U	0.025 U	0.025 U
Beta Bhc (Beta Hexachlorocyclohexane)	--	--	UG/L	0.028 U	0.028 U	0.028 U	0.028 U	0.028 U
Beta Endosulfan	--	--	UG/L	0.025 U	0.025 U	0.025 U	0.025 U	0.025 U
cis-Chlordane	--	--	UG/L	0.025 U	0.025 U	0.025 U	0.025 U	0.025 U
Delta BHC (Delta Hexachlorocyclohexane)	--	--	UG/L	0.048 U	0.048 U	0.048 U	0.048 U	0.048 U
Dieldrin	0.004	--	UG/L	0.025 U	0.025 U	0.025 U	0.025 U	0.025 U
Endosulfan Sulfate	--	--	UG/L	0.025 U	0.025 U	0.025 U	0.025 U	0.025 U
Endrin	0	--	UG/L	0.025 U	0.025 U	0.025 U	0.025 U	0.025 U
Endrin Aldehyde	5	--	UG/L	0.025 U	0.025 U	0.025 U	0.025 U	0.025 U
Endrin Ketone	--	--	UG/L	0.035 U	0.035 U	0.035 U	0.035 U	0.035 U
Gamma Bhc (Lindane)	--	--	UG/L	0.025 U	0.025 U	0.025 U	0.025 U	0.025 U
Heptachlor	0.04	--	UG/L	0.025 U	0.025 U	0.025 U	0.025 U	0.025 U
Heptachlor Epoxide	0.03	--	UG/L	0.025 U	0.025 U	0.025 U	0.025 U	0.025 U
Methoxychlor	35	--	UG/L	0.025 U	0.025 U	0.025 U	0.025 U	0.025 U
P,P'-DDD	0.3	--	UG/L	0.025 U	0.025 U	0.025 U	0.025 U	0.025 U
P,P'-DDE	0.2	--	UG/L	0.025 U	0.025 U	0.025 U	0.025 U	0.025 U
P,P'-DDT	0.2	--	UG/L	0.027 U	0.027 U	0.027 U	0.027 U	0.027 U
Pentachlorophenol	1	--	UG/L	6.9 U	6.9 U	6.9 U	6.9 U	6.9 U
Toxaphene	0.06	--	UG/L	0.27 U	0.27 U	0.27 U	0.27 U	0.27 U

Table 16. Summary of Volatile Organic Compounds in Soil Vapor, 1000 Turk Hill Road, Fairport, Monroe County, New York

Sample Designation:		ART_GALLERY-IA	ART_GALLERY-SS	CROSS_FIT_CENTER-IA	CROSS_FIT_NORTH-IA
Field Sample Name:		IA-01	SS-01	IA-06	IA-05-R
Sample Date:		02/09/2016	02/09/2016	02/09/2016	02/09/2016
Normal or Field Duplicate:		N	N	N	N
Parameter	Unit				
1,1,1-Trichloroethane (TCA)	UG/M3	0.3 U	0.3 U	0.3 U	0.3 U
1,1,2,2-Tetrachloroethane	UG/M3	0.4 U	0.3 U	0.4 U	0.3 U
1,1,2-Trichloro-1,2,2-Trifluoroethane	UG/M3	0.4 U	0.4 U	0.4 U	0.4 U
1,1,2-Trichloroethane	UG/M3	0.3 U	0.3 U	0.3 U	0.3 U
1,1-Dichloroethane	UG/M3	0.2 U	0.2 U	0.2 U	0.2 U
1,1-Dichloroethene	UG/M3	0.2 U	0.2 U	0.2 U	0.2 U
1,2,4-Trichlorobenzene	UG/M3	NA	NA	NA	NA
1,2-Dibromoethane (Ethylene Dibromide)	UG/M3	0.4 U	0.4 U	0.4 U	0.4 U
1,2-Dichlorobenzene	UG/M3	0.3 U	0.3 U	0.3 U	0.3 U
1,2-Dichloroethane	UG/M3	0.2 U	0.2 U	0.2 U	0.2 U
1,2-Dichloropropane	UG/M3	0.3 U	0.2 U	0.3 U	0.2 U
1,2-Dichlorotetrafluoroethane	UG/M3	NA	NA	NA	NA
1,3-Dichlorobenzene	UG/M3	0.3 U	0.3 U	0.3 U	0.3 U
1,4-Dichlorobenzene	UG/M3	0.3 U	0.3 U	0.3 U	0.3 U
2-Hexanone	UG/M3	0.2 U	0.2 U	0.2 U	0.2 U
Acetone	UG/M3	16	4	23	21
Benzene	UG/M3	0.3	0.2	0.8	0.7
Bromodichloromethane	UG/M3	0.4 U	0.3 U	0.4 U	0.3 U
Bromoform	UG/M3	0.6 U	0.5 U	0.6 U	0.5 U
Bromomethane	UG/M3	0.2 U	0.2 U	0.2 U	0.2 U
Carbon Disulfide	UG/M3	0.9 U	0.8 U	0.9 U	0.8 U
Carbon Tetrachloride	UG/M3	0.4 U	0.3 U	0.4 U	0.3 U
Chlorobenzene	UG/M3	0.3 U	0.2 U	0.3 U	0.2 U
Chloroethane	UG/M3	0.2 U	0.1 U	0.2 U	0.1 U
Chloroform	UG/M3	0.3 U	0.3	0.4	0.4
Chloromethane	UG/M3	0.7	0.1 U	0.7	0.7
Cis-1,2-Dichloroethylene	UG/M3	0.2 U	0.2 U	0.8	1
Cis-1,3-Dichloropropene	UG/M3	0.3 U	0.2 U	0.3 U	0.2 U
Dibromochloromethane	UG/M3	0.5 U	0.4 U	0.5 U	0.4 U
Dichlorodifluoromethane	UG/M3	NA	NA	NA	NA
Ethylbenzene	UG/M3	0.3 U	0.2 U	1	0.6
m,p-Xylene	UG/M3	0.5 U	0.7	19	11
Methyl Ethyl Ketone (2-Butanone)	UG/M3	0.3	0.5	0.5	0.6
Methyl Isobutyl Ketone (4-Methyl-2-Pentanone)	UG/M3	0.2 U	0.2 U	9	8
Methylene Chloride	UG/M3	2 U	2 U	1 U	2 U

Table 16. Summary of Volatile Organic Compounds in Soil Vapor, 1000 Turk Hill Road, Fairport, Monroe County, New York

Sample Designation:		ART_GALLERY-IA	ART_GALLERY-SS	CROSS_FIT_CENTER-IA	CROSS_FIT_NORTH-IA
Field Sample Name:		IA-01	SS-01	IA-06	IA-05-R
Sample Date:		02/09/2016	02/09/2016	02/09/2016	02/09/2016
Normal or Field Duplicate:		N	N	N	N
Parameter	Unit				
O-Xylene (1,2-Dimethylbenzene)	UG/M3	0.3 U	0.3	0.7	0.5
Styrene	UG/M3	0.2 U	0.2 U	0.2 U	0.2 U
Tert-Butyl Methyl Ether	UG/M3	0.2 U	0.2 U	0.2 U	0.2 U
Tetrachloroethylene (PCE)	UG/M3	0.4 U	0.7	0.4 U	0.3 U
Toluene	UG/M3	1	1	20	16
Trans-1,2-Dichloroethene	UG/M3	0.2 U	1	0.2 U	0.2 U
Trans-1,3-Dichloropropene	UG/M3	0.3 U	0.2 U	0.3 U	0.2 U
Trichloroethylene (TCE)	UG/M3	0.3 U	0.4	0.3 U	0.3
Trichlorofluoromethane	UG/M3	0.8	0.8	0.8	0.8
Vinyl Acetate	UG/M3	0.2 U	0.2 U	0.2 U	0.2 U
Vinyl Chloride	UG/M3	0.1 U	0.1 U	0.1 U	0.1 U

Table 16. Summary of Volatile Organic Compounds in Soil Vapor, 1000 Turk Hill Road, Fairport, Monroe County, New York

Sample Designation:		ART_GALLERY-IA	ART_GALLERY-SS	CUTTING_EDGE_CTR-IA	CUTTING_EDGE_EAST-IA
Field Sample Name:		IA-01	SS-01	IA-03	IA-02-R
Sample Date:		02/09/2016	02/09/2016	02/09/2016	02/09/2016
Normal or Field Duplicate:		N	N	N	N
Parameter	Unit				
1,1,1-Trichloroethane (TCA)	UG/M3	0.3 U	0.3 U	0.3 U	0.3 U
1,1,2,2-Tetrachloroethane	UG/M3	0.4 U	0.3 U	0.4 U	0.4 U
1,1,2-Trichloro-1,2,2-Trifluoroethane	UG/M3	0.4 U	0.4 U	0.4 U	0.4 U
1,1,2-Trichloroethane	UG/M3	0.3 U	0.3 U	1	4
1,1-Dichloroethane	UG/M3	0.2 U	0.2 U	0.2 U	0.6
1,1-Dichloroethene	UG/M3	0.2 U	0.2 U	0.2 U	0.2 U
1,2,4-Trichlorobenzene	UG/M3	NA	NA	NA	NA
1,2-Dibromoethane (Ethylene Dibromide)	UG/M3	0.4 U	0.4 U	0.4 U	0.4 U
1,2-Dichlorobenzene	UG/M3	0.3 U	0.3 U	0.4	0.3 U
1,2-Dichloroethane	UG/M3	0.2 U	0.2 U	0.2 U	0.2 U
1,2-Dichloropropane	UG/M3	0.3 U	0.2 U	0.6	2
1,2-Dichlorotetrafluoroethane	UG/M3	NA	NA	NA	NA
1,3-Dichlorobenzene	UG/M3	0.3 U	0.3 U	0.3 U	0.3 U
1,4-Dichlorobenzene	UG/M3	0.3 U	0.3 U	0.3 U	0.3 U
2-Hexanone	UG/M3	0.2 U	0.2 U	0.2 U	0.2 U
Acetone	UG/M3	16	4	79 JE	59 JE
Benzene	UG/M3	0.3	0.2	4	3
Bromodichloromethane	UG/M3	0.4 U	0.3 U	0.3 U	0.4 U
Bromoform	UG/M3	0.6 U	0.5 U	0.5 U	0.6 U
Bromomethane	UG/M3	0.2 U	0.2 U	0.2 U	0.2 U
Carbon Disulfide	UG/M3	0.9 U	0.8 U	0.8 U	0.9 U
Carbon Tetrachloride	UG/M3	0.4 U	0.3 U	0.3 U	0.4 U
Chlorobenzene	UG/M3	0.3 U	0.2 U	0.2 U	0.3 U
Chloroethane	UG/M3	0.2 U	0.1 U	0.1 U	0.1 U
Chloroform	UG/M3	0.3 U	0.3	0.9	2
Chloromethane	UG/M3	0.7	0.1 U	0.1 U	0.1 U
Cis-1,2-Dichloroethylene	UG/M3	0.2 U	0.2 U	0.2 U	0.2 U
Cis-1,3-Dichloropropene	UG/M3	0.3 U	0.2 U	0.2 U	0.3 U
Dibromochloromethane	UG/M3	0.5 U	0.4 U	0.4 U	0.5 U
Dichlorodifluoromethane	UG/M3	NA	NA	NA	NA
Ethylbenzene	UG/M3	0.3 U	0.2 U	7	8
m,p-Xylene	UG/M3	0.5 U	0.7	24	26
Methyl Ethyl Ketone (2-Butanone)	UG/M3	0.3	0.5	2	2
Methyl Isobutyl Ketone (4-Methyl-2-Pentanone)	UG/M3	0.2 U	0.2 U	0.2 U	0.2 U
Methylene Chloride	UG/M3	2 U	2 U	15 U	2 U

Table 16. Summary of Volatile Organic Compounds in Soil Vapor, 1000 Turk Hill Road, Fairport, Monroe County, New York

Sample Designation:		ART_GALLERY-IA	ART_GALLERY-SS	CUTTING_EDGE_CTR-IA	CUTTING_EDGE_EAST-IA
Field Sample Name:		IA-01	SS-01	IA-03	IA-02-R
Sample Date:		02/09/2016	02/09/2016	02/09/2016	02/09/2016
Normal or Field Duplicate:		N	N	N	N
Parameter	Unit				
O-Xylene (1,2-Dimethylbenzene)	UG/M3	0.3 U	0.3	9	11
Styrene	UG/M3	0.2 U	0.2 U	0.9	0.8
Tert-Butyl Methyl Ether	UG/M3	0.2 U	0.2 U	0.2 U	0.2 U
Tetrachloroethylene (PCE)	UG/M3	0.4 U	0.7	4	13
Toluene	UG/M3	1	1	0.2 U	40
Trans-1,2-Dichloroethene	UG/M3	0.2 U	1	0.2 U	0.2 U
Trans-1,3-Dichloropropene	UG/M3	0.3 U	0.2 U	0.2 U	0.3 U
Trichloroethylene (TCE)	UG/M3	0.3 U	0.4	1	0.3 U
Trichlorofluoromethane	UG/M3	0.8	0.8	1	1
Vinyl Acetate	UG/M3	0.2 U	0.2 U	0.2 U	0.2 U
Vinyl Chloride	UG/M3	0.1 U	0.1 U	0.1 U	0.1 U

Table 16. Summary of Volatile Organic Compounds in Soil Vapor, 1000 Turk Hill Road, Fairport, Monroe County, New York

Sample Designation:		ART_GALLERY-IA	ART_GALLERY-SS	CUTTING_EDGE_WEST-IA	FURNITURE_WHSE-IA
Field Sample Name:		IA-01	SS-01	IA-04	IA-08
Sample Date:		02/09/2016	02/09/2016	02/09/2016	02/09/2016
Normal or Field Duplicate:		N	N	N	N
Parameter	Unit				
1,1,1-Trichloroethane (TCA)	UG/M3	0.3 U	0.3 U	0.3 U	0.5 U
1,1,2,2-Tetrachloroethane	UG/M3	0.4 U	0.3 U	0.4 U	0.6 U
1,1,2-Trichloro-1,2,2-Trifluoroethane	UG/M3	0.4 U	0.4 U	0.4 U	0.7 U
1,1,2-Trichloroethane	UG/M3	0.3 U	0.3 U	0.7	0.5 U
1,1-Dichloroethane	UG/M3	0.2 U	0.2 U	0.2 U	0.4 U
1,1-Dichloroethene	UG/M3	0.2 U	0.2 U	0.2 U	0.4 U
1,2,4-Trichlorobenzene	UG/M3	NA	NA	NA	0.7 U
1,2-Dibromoethane (Ethylene Dibromide)	UG/M3	0.4 U	0.4 U	0.4 U	NA
1,2-Dichlorobenzene	UG/M3	0.3 U	0.3 U	1	0.5 U
1,2-Dichloroethane	UG/M3	0.2 U	0.2 U	0.2 U	0.4 U
1,2-Dichloropropane	UG/M3	0.3 U	0.2 U	0.4	NA
1,2-Dichlorotetrafluoroethane	UG/M3	NA	NA	NA	0.6 U
1,3-Dichlorobenzene	UG/M3	0.3 U	0.3 U	0.3 U	0.5 U
1,4-Dichlorobenzene	UG/M3	0.3 U	0.3 U	0.3 U	0.5 U
2-Hexanone	UG/M3	0.2 U	0.2 U	0.2 U	NA
Acetone	UG/M3	16	4	100 JE	NA
Benzene	UG/M3	0.3	0.2	5	NA
Bromodichloromethane	UG/M3	0.4 U	0.3 U	0.4 U	NA
Bromoform	UG/M3	0.6 U	0.5 U	0.6 U	NA
Bromomethane	UG/M3	0.2 U	0.2 U	0.2 U	NA
Carbon Disulfide	UG/M3	0.9 U	0.8 U	0.9 U	NA
Carbon Tetrachloride	UG/M3	0.4 U	0.3 U	0.4 U	0.6 U
Chlorobenzene	UG/M3	0.3 U	0.2 U	0.3 U	0.4 U
Chloroethane	UG/M3	0.2 U	0.1 U	0.1 U	0.2 U
Chloroform	UG/M3	0.3 U	0.3	0.8	0.4 U
Chloromethane	UG/M3	0.7	0.1 U	0.1 U	1
Cis-1,2-Dichloroethylene	UG/M3	0.2 U	0.2 U	0.2 U	0.4 U
Cis-1,3-Dichloropropene	UG/M3	0.3 U	0.2 U	0.3 U	NA
Dibromochloromethane	UG/M3	0.5 U	0.4 U	0.5 U	NA
Dichlorodifluoromethane	UG/M3	NA	NA	NA	1
Ethylbenzene	UG/M3	0.3 U	0.2 U	8	NA
m,p-Xylene	UG/M3	0.5 U	0.7	28	NA
Methyl Ethyl Ketone (2-Butanone)	UG/M3	0.3	0.5	3	NA
Methyl Isobutyl Ketone (4-Methyl-2-Pentanone)	UG/M3	0.2 U	0.2 U	0.2 U	NA
Methylene Chloride	UG/M3	2 U	2 U	3 U	16

Table 16. Summary of Volatile Organic Compounds in Soil Vapor, 1000 Turk Hill Road, Fairport, Monroe County, New York

Sample Designation:		ART_GALLERY-IA	ART_GALLERY-SS	CUTTING_EDGE_WEST-IA	FURNITURE_WHSE-IA
Field Sample Name:		IA-01	SS-01	IA-04	IA-08
Sample Date:		02/09/2016	02/09/2016	02/09/2016	02/09/2016
Normal or Field Duplicate:		N	N	N	N
Parameter	Unit				
O-Xylene (1,2-Dimethylbenzene)	UG/M3	0.3 U	0.3	10	NA
Styrene	UG/M3	0.2 U	0.2 U	0.9	NA
Tert-Butyl Methyl Ether	UG/M3	0.2 U	0.2 U	0.2 U	NA
Tetrachloroethylene (PCE)	UG/M3	0.4 U	0.7	3	7
Toluene	UG/M3	1	1	62 JE	NA
Trans-1,2-Dichloroethene	UG/M3	0.2 U	1	0.2 U	NA
Trans-1,3-Dichloropropene	UG/M3	0.3 U	0.2 U	0.3 U	NA
Trichloroethylene (TCE)	UG/M3	0.3 U	0.4	0.6	1
Trichlorofluoromethane	UG/M3	0.8	0.8	1	NA
Vinyl Acetate	UG/M3	0.2 U	0.2 U	0.2 U	NA
Vinyl Chloride	UG/M3	0.1 U	0.1 U	0.1 U	0.2 U

Table 16. Summary of Volatile Organic Compounds in Soil Vapor, 1000 Turk Hill Road, Fairport, Monroe County, New York

Sample Designation:		ART_GALLERY-IA	ART_GALLERY-SS	GRAPHIC_DESIGNER-IA	GRAPHIC_DESIGNER-IA
Field Sample Name:		IA-01	SS-01	IA-09	IA-DUP
Sample Date:		02/09/2016	02/09/2016	02/09/2016	02/09/2016
Normal or Field Duplicate:		N	N	N	FD
Parameter	Unit				
1,1,1-Trichloroethane (TCA)	UG/M3	0.3 U	0.3 U	1	1
1,1,2,2-Tetrachloroethane	UG/M3	0.4 U	0.3 U	0.4 U	0.4 U
1,1,2-Trichloro-1,2,2-Trifluoroethane	UG/M3	0.4 U	0.4 U	0.4 U	0.4 U
1,1,2-Trichloroethane	UG/M3	0.3 U	0.3 U	0.3 U	0.3 U
1,1-Dichloroethane	UG/M3	0.2 U	0.2 U	0.2 U	0.2 U
1,1-Dichloroethene	UG/M3	0.2 U	0.2 U	0.2 U	0.2 U
1,2,4-Trichlorobenzene	UG/M3	NA	NA	NA	NA
1,2-Dibromoethane (Ethylene Dibromide)	UG/M3	0.4 U	0.4 U	0.4 U	0.4 U
1,2-Dichlorobenzene	UG/M3	0.3 U	0.3 U	0.3 U	0.3 U
1,2-Dichloroethane	UG/M3	0.2 U	0.2 U	0.2 U	0.2 U
1,2-Dichloropropane	UG/M3	0.3 U	0.2 U	0.3 U	0.2 U
1,2-Dichlorotetrafluoroethane	UG/M3	NA	NA	NA	NA
1,3-Dichlorobenzene	UG/M3	0.3 U	0.3 U	0.3 U	0.3 U
1,4-Dichlorobenzene	UG/M3	0.3 U	0.3 U	0.3 U	0.3 U
2-Hexanone	UG/M3	0.2 U	0.2 U	0.2 U	0.2 U
Acetone	UG/M3	16	4	99 E	110 E
Benzene	UG/M3	0.3	0.2	0.4	0.5
Bromodichloromethane	UG/M3	0.4 U	0.3 U	0.4 U	0.3 U
Bromoform	UG/M3	0.6 U	0.5 U	0.6 U	0.5 U
Bromomethane	UG/M3	0.2 U	0.2 U	0.2 U	0.2 U
Carbon Disulfide	UG/M3	0.9 U	0.8 U	4	4
Carbon Tetrachloride	UG/M3	0.4 U	0.3 U	0.4 U	0.3 U
Chlorobenzene	UG/M3	0.3 U	0.2 U	0.3 U	0.2 U
Chloroethane	UG/M3	0.2 U	0.1 U	0.2 U	0.1 U
Chloroform	UG/M3	0.3 U	0.3	0.3 U	0.3 U
Chloromethane	UG/M3	0.7	0.1 U	0.8	0.8
Cis-1,2-Dichloroethylene	UG/M3	0.2 U	0.2 U	0.2 U	0.2 U
Cis-1,3-Dichloropropene	UG/M3	0.3 U	0.2 U	0.3 U	0.2 U
Dibromochloromethane	UG/M3	0.5 U	0.4 U	0.5 U	0.4 U
Dichlorodifluoromethane	UG/M3	NA	NA	NA	NA
Ethylbenzene	UG/M3	0.3 U	0.2 U	1 J	2 J
m,p-Xylene	UG/M3	0.5 U	0.7	3 J	7 J
Methyl Ethyl Ketone (2-Butanone)	UG/M3	0.3	0.5	0.9	1
Methyl Isobutyl Ketone (4-Methyl-2-Pentanone)	UG/M3	0.2 U	0.2 U	0.2 U	0.2 U
Methylene Chloride	UG/M3	2 U	2 U	92 E	97 E

Table 16. Summary of Volatile Organic Compounds in Soil Vapor, 1000 Turk Hill Road, Fairport, Monroe County, New York

Sample Designation:		ART_GALLERY-IA	ART_GALLERY-SS	GRAPHIC_DESIGNER-IA	GRAPHIC_DESIGNER-IA
Field Sample Name:		IA-01	SS-01	IA-09	IA-DUP
Sample Date:		02/09/2016	02/09/2016	02/09/2016	02/09/2016
Normal or Field Duplicate:		N	N	N	FD
Parameter	Unit				
O-Xylene (1,2-Dimethylbenzene)	UG/M3	0.3 U	0.3	2 J	4 J
Styrene	UG/M3	0.2 U	0.2 U	0.3 J	0.9 J
Tert-Butyl Methyl Ether	UG/M3	0.2 U	0.2 U	0.2 U	0.2 U
Tetrachloroethylene (PCE)	UG/M3	0.4 U	0.7	32	50
Toluene	UG/M3	1	1	93 E	120 E
Trans-1,2-Dichloroethene	UG/M3	0.2 U	1	0.2 U	0.2 U
Trans-1,3-Dichloropropene	UG/M3	0.3 U	0.2 U	0.3 U	0.2 U
Trichloroethylene (TCE)	UG/M3	0.3 U	0.4	7	10
Trichlorofluoromethane	UG/M3	0.8	0.8	0.9	0.9
Vinyl Acetate	UG/M3	0.2 U	0.2 U	0.2 U	0.2 U
Vinyl Chloride	UG/M3	0.1 U	0.1 U	0.1 U	0.1 U

Table 16. Summary of Volatile Organic Compounds in Soil Vapor, 1000 Turk Hill Road, Fairport, Monroe County, New York

Sample Designation: Field Sample Name: Sample Date: Normal or Field Duplicate:		ART_GALLERY-IA	ART_GALLERY-SS	GYM_ENTRANCE-IA	STREAMLINE_IA	STREAMLINE_IA
		IA-01	SS-01	IA-07	IA_Duplicate_02282017	Streamline_IA
		02/09/2016	02/09/2016	02/09/2016	02/27/2017	02/27/2017
		N	N	N	FD	N
Parameter	Unit					
1,1,1-Trichloroethane (TCA)	UG/M3	0.3 U	0.3 U	0.5 U	1 UJ	1 U
1,1,2,2-Tetrachloroethane	UG/M3	0.4 U	0.3 U	0.6 U	1 UJ	1 U
1,1,2-Trichloro-1,2,2-Trifluoroethane	UG/M3	0.4 U	0.4 U	0.6 U	2 UJ	2 U
1,1,2-Trichloroethane	UG/M3	0.3 U	0.3 U	0.5 U	1 UJ	1 U
1,1-Dichloroethane	UG/M3	0.2 U	0.2 U	0.3 U	0.8 UJ	0.8 U
1,1-Dichloroethene	UG/M3	0.2 U	0.2 U	0.3 U	0.8 UJ	0.8 U
1,2,4-Trichlorobenzene	UG/M3	NA	NA	NA	NA	NA
1,2-Dibromoethane (Ethylene Dibromide)	UG/M3	0.4 U	0.4 U	0.6 U	2 UJ	2 U
1,2-Dichlorobenzene	UG/M3	0.3 U	0.3 U	0.5 U	1 UJ	1 U
1,2-Dichloroethane	UG/M3	0.2 U	0.2 U	0.3 U	0.8 UJ	0.8 U
1,2-Dichloropropane	UG/M3	0.3 U	0.2 U	0.4 U	0.9 UJ	0.9 U
1,2-Dichlorotetrafluoroethane	UG/M3	NA	NA	NA	NA	NA
1,3-Dichlorobenzene	UG/M3	0.3 U	0.3 U	0.5 U	1 UJ	1 U
1,4-Dichlorobenzene	UG/M3	0.3 U	0.3 U	0.5 U	1 UJ	1 U
2-Hexanone	UG/M3	0.2 U	0.2 U	0.3 U	0.4 J	0.8 U
Acetone	UG/M3	16	4	22 JE	59 J	53
Benzene	UG/M3	0.3	0.2	0.6	2 J	2
Bromodichloromethane	UG/M3	0.4 U	0.3 U	0.6 U	1 UJ	1 U
Bromoform	UG/M3	0.6 U	0.5 U	0.9 U	2 UJ	2 U
Bromomethane	UG/M3	0.2 U	0.2 U	0.3 U	0.8 UJ	0.8 U
Carbon Disulfide	UG/M3	0.9 U	0.8 U	1 U	0.6 UJ	0.6 U
Carbon Tetrachloride	UG/M3	0.4 U	0.3 U	0.5 U	0.5 J	0.5 J
Chlorobenzene	UG/M3	0.3 U	0.2 U	0.4 U	0.9 UJ	0.9 U
Chloroethane	UG/M3	0.2 U	0.1 U	0.2 U	0.5 UJ	0.5 U
Chloroform	UG/M3	0.3 U	0.3	0.4	1 UJ	1 U
Chloromethane	UG/M3	0.7	0.1 U	0.7	2 J	2
Cis-1,2-Dichloroethylene	UG/M3	0.2 U	0.2 U	0.4	0.8 UJ	0.8 U
Cis-1,3-Dichloropropene	UG/M3	0.3 U	0.2 U	0.4 U	0.9 UJ	0.9 U
Dibromochloromethane	UG/M3	0.5 U	0.4 U	0.7 U	2 UJ	2 U
Dichlorodifluoromethane	UG/M3	NA	NA	NA	NA	NA
Ethylbenzene	UG/M3	0.3 U	0.2 U	1	3 J	2 J
m,p-Xylene	UG/M3	0.5 U	0.7	13	9 J	8
Methyl Ethyl Ketone (2-Butanone)	UG/M3	0.3	0.5	0.5	6 J	5
Methyl Isobutyl Ketone (4-Methyl-2-Pentanone)	UG/M3	0.2 U	0.2 U	5	0.8 UJ	0.8 U
Methylene Chloride	UG/M3	2 U	2 U	3 U	23 UJ	2 U

Table 16. Summary of Volatile Organic Compounds in Soil Vapor, 1000 Turk Hill Road, Fairport, Monroe County, New York

Sample Designation:		ART_GALLERY-IA	ART_GALLERY-SS	GYM_ENTRANCE-IA	STREAMLINE_IA	STREAMLINE_IA
Field Sample Name:		IA-01	SS-01	IA-07	IA_Duplicate_02282017	Streamline_IA
Sample Date:		02/09/2016	02/09/2016	02/09/2016	02/27/2017	02/27/2017
Normal or Field Duplicate:		N	N	N	FD	N
Parameter	Unit					
O-Xylene (1,2-Dimethylbenzene)	UG/M3	0.3 U	0.3	0.7	3 J	3
Styrene	UG/M3	0.2 U	0.2 U	0.4 U	1 J	0.8 J
Tert-Butyl Methyl Ether	UG/M3	0.2 U	0.2 U	0.3 U	0.7 UJ	0.7 U
Tetrachloroethylene (PCE)	UG/M3	0.4 U	0.7	0.6 U	4 J	4
Toluene	UG/M3	1	1	27 JE	11 J	9
Trans-1,2-Dichloroethene	UG/M3	0.2 U	1	0.3 U	0.8 UJ	0.8 U
Trans-1,3-Dichloropropene	UG/M3	0.3 U	0.2 U	0.4 U	0.9 UJ	0.9 U
Trichloroethylene (TCE)	UG/M3	0.3 U	0.4	0.4 U	0.3 J	0.3 J
Trichlorofluoromethane	UG/M3	0.8	0.8	0.9	2 J	2
Vinyl Acetate	UG/M3	0.2 U	0.2 U	0.3 U	0.7 UJ	0.7 U
Vinyl Chloride	UG/M3	0.1 U	0.1 U	0.2 U	0.5 UJ	0.5 U

Table 17. Technology Screening Table, 1000 Turk Hill Road, Fairport, Monroe County, New York

TECHNOLOGY	MEDIA AND CONTAMINANTS ADDRESSED	DESCRIPTION	POTENTIAL ADVANTAGES	POTENTIAL DISADVANTAGES	RETAINED FOR FURTHER EVALUATION
Excavation	Media: Soil Contaminants Addressed: VOCs/SVOCs/metals	Physical removal of source area soils with off-site disposal.	<ul style="list-style-type: none"> Highly accepted and proven effective technology Short time frame for results following completion No long-term implementation/operation and maintenance 	<ul style="list-style-type: none"> Limitations due to accessibility (e.g., buildings, underground utilities, the Canal) Exposure of the community to dust/noise/odor/vapors Not a sustainable remedial approach due to high carbon footprint 	YES
Groundwater Extraction and Treatment	Media: GW Contaminants Addressed: VOCs	Groundwater is extracted using interceptor trenches or vertical extraction wells via pumping, and is treated on-site prior to discharge.	<ul style="list-style-type: none"> Highly accepted and proven effective technology 	<ul style="list-style-type: none"> High cost for implementation Requires piping, conduits, and other below grade structures for recovery, storage, and treatment Limitations due to accessibility (e.g., buildings, underground utilities) Hydrogeologic characteristics of Site are unfavorable (high potential for extraction wells to be dry or contain little water above bedrock during Canal low water season) Does not further increase source mass removal from extraction of GW 	NO
Containment Barrier	Media: GW, SV Contaminants Addressed: VOCs/SVOCs/metals	Additional proactive measure to further limit potential migration of impacted GW by use of physical containment.	<ul style="list-style-type: none"> Provides immediate containment and control of impacted GW 	<ul style="list-style-type: none"> Does not remove contaminants Migration of groundwater is naturally limited due to the hydrogeological characteristics of the subsurface Buildup of hydrostatic pressure on the upgradient or interior sides of the barrier requiring groundwater extraction Difficult and expensive to construct due to Site logistics, building locations and adjacent canal. Requires long term IC to ensure barrier wall is maintained 	NO
In Situ Bioremediation	Media: Soil, GW Contaminants Addressed: VOCs	Injection of an electron acceptor (i.e., O ₂) and/or nutrients/amendments to enhance biodegradation of VOCs.	<ul style="list-style-type: none"> In Situ technology to aerobically degrade contaminants without the need for SV and GW treatment systems Does not require extensive subsurface structures 	<ul style="list-style-type: none"> Multiple injections may be required During low groundwater levels, microorganisms will not be in direct contact with contaminants sorbed to soil 	YES
In Situ Enhanced Reductive Dechlorination	Media: Soil, GW Contaminants Addressed: VOCs	Injection of a chemicals that reduce VOCs.	<ul style="list-style-type: none"> In Situ technology to oxidize "destroy" the contaminants without the need for SV and GW treatment systems May enhance long term bioremediation Effective during Site high and low groundwater levels Short time frame for results following completion Does not require extensive subsurface structures 	<ul style="list-style-type: none"> Multiple injections would be required Limited success in heterogeneous soils due to inability to adequately distribute reagent throughout formation 	YES
Thermal Treatment	Media: Soil, GW Contaminants Addressed: VOCs	Uses energy (e.g. electromagnetic, steam) to heat soil and GW, to increase vapor pressure and contaminant volatilization which is captured and treated.	<ul style="list-style-type: none"> Steam stripping (type of heat treatment) addresses both the saturated and unsaturated zones 	<ul style="list-style-type: none"> Requires piping, conduits, and other below grade structures for recovery, storage, and treatment Limitations due to accessibility (e.g., buildings, underground utilities) Not a sustainable remedial approach due to high carbon footprint (large supply of electrical energy required) Increases risk of VI into Site buildings through preferential pathways in heterogeneous soils Not a common or widely accepted technology 	NO
SVE	Media: Soil, SV Contaminants Addressed: VOCs	Vacuum removal of vapors from the unsaturated zone.	<ul style="list-style-type: none"> Currently utilized on-Site successfully as an interim remedial measure Proven technology Most areas are capped, which increases the radius of influence of the system 	<ul style="list-style-type: none"> SVE expansion limited due to buildings, underground utilities, etc. 	YES
Air Sparge	Media: Soil, SV, GW Contaminants Addressed: VOCs	Injection of air into wells below the water table to volatilize contaminants from the saturated zone.	<ul style="list-style-type: none"> Proven technology Most areas are capped, which increases the radius of influence of the system 	<ul style="list-style-type: none"> Increases risk of VI into Site buildings through preferential pathways in heterogeneous soils Hydrogeologic characteristics of Site are unfavorable (saturated zone limited during Canal low groundwater events) 	NO
Capping	Media: Soil, GW Contaminants Addressed: VOCs/SVOCs/metals	Elimination of potential for direct contact with contaminants and minimizes infiltration.	<ul style="list-style-type: none"> Short construction duration No exposure of contaminants to community during construction Most areas already capped 	<ul style="list-style-type: none"> Does not remove contaminants Requires long term IC to ensure cap is maintained Shallow groundwater/soil is not shown to be impacted, and capping does not provide additional protections against deep impacts as compared to existing natural cap 	NO

Notes:
 GW – Groundwater
 IC – Institutional Control
 SV – Soil Vapor
 SVOC – Semivolatile Organic Compound
 VI – Vapor Intrusion
 VOC – Volatile Organic Compound

**Table 18. Cost Estimate for Remedial Alternative 1 - No Further Action
Turk Hill Park, 1000 Turk Hill Road, Fairport, New York.**

Description	Quantity	Units	Unit Cost (\$)	Total Cost (\$)	Descriptions
Annual Operation, Maintenance and Monitoring (OM&M) Costs (Incurred Over 30 Years)					
SSDS Monitoring	1	year	\$9,600	\$9,600	Assumes one, partial day Site visit per month over 30 Years
SSDS Monitoring Report	1	year	\$7,200	\$7,200	Assumes one per month over 30 Years
SSDS Repairs	1	year	\$5,000	\$5,000	Assumes annual replacement of two blowers and piping repairs over 30 Years
Groundwater Monitoring	2	per event	\$25,000	\$50,000	Assumes two groundwater sampling events per year over 30 Years
Semi-annual Reporting	2	per event	\$10,000	\$20,000	Assumes two groundwater reporting events per year over 30 Years
Annual OM&M Subtotal Costs				\$91,800	
Contingency @ 10%				\$9,180	
Total Annual OM&M Costs				\$100,980	

ALTERNATIVE 1 PRESENT WORTH COSTS (30 Years, 5% rate) \$1,629,926

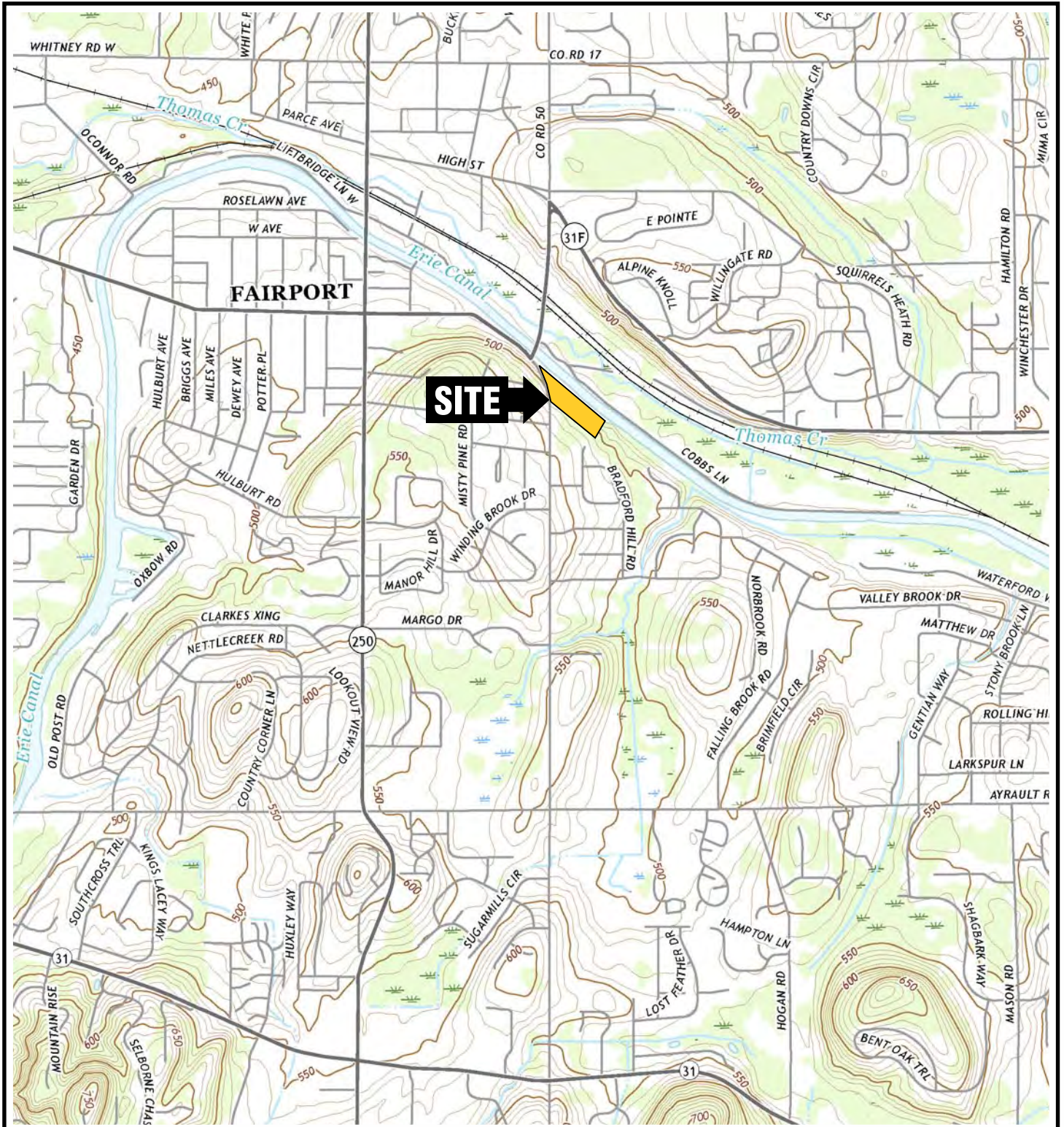
**Table 19. Cost Estimate for Remedial Alternative 2 - Excavation to Meet Unrestricted Use SCOs, ERD, Bioremediation and SSDS Operation
Turk Hill Park, 1000 Turk Hill Road, Fairport, New York.**

Description	Quantity	Units	Unit Cost (\$)	Total Cost (\$)	Descriptions
Capital Costs					
Mobilization/demobilization	1	lump sum	\$25,000	\$25,000	Includes mobilization of equipment and setup of Site controls.
Removal and disposal of asphalt paving	2500	per square foot	\$5	\$12,500	Removal and disposal of existing asphalt pavement (assumes 6-inch thick).
Removal and disposal of vegetation	500	per cubic yard	\$85	\$42,500	
Installation of excavation support system	5000	per square foot	\$35	\$175,000	Assumes steel beam and timber lagging SOE.
Installation of excavation support system - behind Building 1	3500	per square foot	\$50	\$175,000	
Excavation (varying depths)	3000	per cubic yard	\$50	\$150,000	
Soil stockpiling and management	2000	per cubic yard	\$15	\$30,000	
Soil disposal (non-hazardous)	4075	per ton	\$50	\$203,750	
Soil disposal (hazardous)	125	per ton	\$200	\$25,000	
Dewatering	1	lump sum	\$50,000	\$50,000	
Disposal of non-hazardous groundwater	100000	per gallon	\$1	\$95,000	Includes transportation of groundwater for disposal.
Waste characterization sampling (soil and water)	1	lump sum	\$20,000	\$20,000	
Clean fill sampling	8	per sample	\$1,000	\$8,000	
Odor/vapor control	1	lump sum	\$5,000	\$5,000	
Post-excavation soil sampling	1	lump sum	\$65,000	\$65,000	
Backfill (clean fill)	2500	per cubic yard	\$100	\$250,000	Includes backfilling and compacting of clean fill.
Placement of imported 3/4" crushed stone	500	per cubic yard	\$145	\$72,500	Assume 6-inch thick on top and 24" thick on bottom of backfilled areas (wet areas).
Survey	1	lump sum	\$12,000	\$12,000	
Restoration	1	lump sum	\$125,000	\$125,000	Pavement and landscaping restoration.
In Situ Chemical Injections for Groundwater Remediation	1	lump sum	\$170,000	\$210,000	Includes equipment and mixing tanks to inject chemical oxidant, and oversight.
Capital Costs Subtotal				\$1,751,250	
Contingency @ 20%				\$350,250	
Capital Costs with Contingency				\$2,101,500	
Indirect Costs					
Engineering/Design/PDI	1	lump sum	\$400,000	\$400,000	Includes preparation of FS, RAWP, public participation activities, bid support, PDI, Etc.
Oversight/CAMP/Construction and Project Management	1	lump sum	\$250,000	\$250,000	Community air monitoring during excavation activities (twelve weeks).
Final Engineering Report and Site Management Plan	1	lump sum	\$55,000	\$55,000	
Indirect Costs Total				\$705,000	
Annual Operation, Maintenance and Monitoring (OM&M) Costs (Incurred Over 4 Years)					
SSDS Monitoring	1	per year	\$9,600	\$9,600	Assumes one, partial day Site visit per month over 3 Years
SSDS Monitoring Report	1	per year	\$7,200	\$7,200	Assumes one per month over 3 Years
SSDS Repairs	1	per year	\$3,500	\$3,500	Assumes annual replacement of two blowers and piping repairs over 3 Years
Groundwater Monitoring and Reporting	2	per event	\$45,000	\$90,000	Assumes two groundwater sampling events per year over 2 Years (Years 3 and 4)
Annual OM&M Costs - Year 1				\$20,300	
Annual OM&M Costs - Year 2				\$20,300	
Annual OM&M Costs - Year 3				\$110,300	
Annual OM&M Costs - Year 4				\$110,300	
Contingency for Years 1 to 4 @ 10%				\$26,120	
Total OM&M Costs				\$287,320	
Total OM&M Costs (at 5% discount rate)				\$258,456	
ALTERNATIVE 2 PRESENT WORTH COSTS (4 Years, 5% rate)				\$3,064,956	

**Table 20. Cost Estimate for Remedial Alternative 3 - Excavation to Meet Commercial Use SCOs, ERD, Bioremediation and SSDS Operation
Turk Hill Park, 1000 Turk Hill Road, Fairport, New York.**

Description	Quantity	Units	Unit Cost (\$)	Total Cost (\$)	Descriptions
Capital Costs					
Mobilization/demobilization	1	lump sum	\$5,000	\$5,000	Includes mobilization of equipment and setup of Site controls.
Removal and disposal of asphalt paving	400	per square foot	\$5	\$2,000	Removal and disposal of existing asphalt pavement (assumes 6-inch thick).
Installation of excavation support system	900	per square foot	\$35	\$31,500	Assumes steel beam and timber lagging SOE
Excavation (0-15 ft bls)	125	per cubic yard	\$50	\$6,250	
Soil disposal (non-hazardous)	50	per ton	\$50	\$2,500	
Soil disposal (hazardous)	125	per ton	\$200	\$25,000	
Dewatering	1	lump sum	\$5,000	\$5,000	
Disposal of non-hazardous groundwater	10000	per gallon	\$1	\$9,500	Includes transportation of groundwater for disposal.
Waste characterization sampling (water only)	1	lump sum	\$1,500	\$1,500	Soil sampling to be performed as part of the PDI. Wastewater will be sampled prior to disposal.
Import and placement of backfill (clean fill)	100	per cubic yard	\$125	\$12,500	Includes backfilling and compacting of clean fill.
Import and placement of imported 3/4" crushed stone	25	per cubic yard	\$175	\$4,375	Assume 6-inch thick on top and 24" thick on bottom of backfilled areas.
Clean fill sampling	4	per sample	\$1,000	\$4,000	
Odor/vapor control	1	lump sum	\$5,000	\$5,000	
Survey	1	lump sum	\$3,000	\$3,000	
Restoration	1	lump sum	\$7,500	\$7,500	Pavement and landscaping restoration.
In Situ Chemical Injections for Groundwater Remediation	1	lump sum	\$170,000	\$210,000	Includes equipment and mixing tanks to inject chemical oxidant, and oversight.
Capital Costs Subtotal				\$334,625	
Contingency @ 10%				\$33,463	
Capital Costs with Contingency				\$368,088	
Indirect Costs					
Engineering/Design/PDI	1	lump sum	\$160,000	\$160,000	Includes preparation of FS, RAWP, public participation activities, bid support, PDI, Etc.
Oversight/CAMP/Construction and Project Management	1	lump sum	\$85,000	\$50,000	Community air monitoring during excavation activities (two weeks).
Final Engineering Report and Site Management Plan	1	lump sum	\$55,000	\$55,000	
Indirect Costs Total				\$265,000	
Annual Operation, Maintenance and Monitoring (OM&M) Costs (Incurred Over 3 Years)					
SSDS Monitoring	1	per year	\$9,600	\$9,600	Assumes one, partial day Site visit per month over 3 Years
SSDS Monitoring Report	1	per year	\$7,200	\$7,200	Assumes one per month over 3 Years
SSDS Repairs	1	per year	\$3,500	\$3,500	Assumes annual replacement of two blowers and piping repairs over 3 Years
Groundwater Monitoring and Reporting	2	per event	\$45,000	\$90,000	Assumes two groundwater sampling events per year over 2 Years (Years 2 and 3)
Annual OM&M Costs - Year 1				\$20,300	
Annual OM&M Costs - Year 2				\$110,300	
Annual OM&M Costs - Year 3				\$110,300	
Contingency for Years 1 to 3 @ 10%				\$24,090	
Total OM&M Costs				\$264,990	
Total OM&M Costs (at 5% discount rate)				\$247,932	
ALTERNATIVE 3 PRESENT WORTH COSTS (3 Years, 5% rate)				\$881,020	

1. Site Location Map
2. Site Plan
3. Groundwater Table Elevations – Low Water Conditions
(March 2017)
4. Groundwater Table Elevations – High Water Conditions
(August 2017)
5. Conceptual Limits of Proposed Excavation
6. Conceptual *In Situ* Groundwater Treatment Injection Locations



QUADRANGLE LOCATION



SOURCE:
USGS; 2016, Fairport, NY
7.5 Minute Topographic Quadrangle



Title:

SITE PLAN

1000 TURK HILL ROAD
TURK HILL PARK
FAIRPORT, NEW YORK

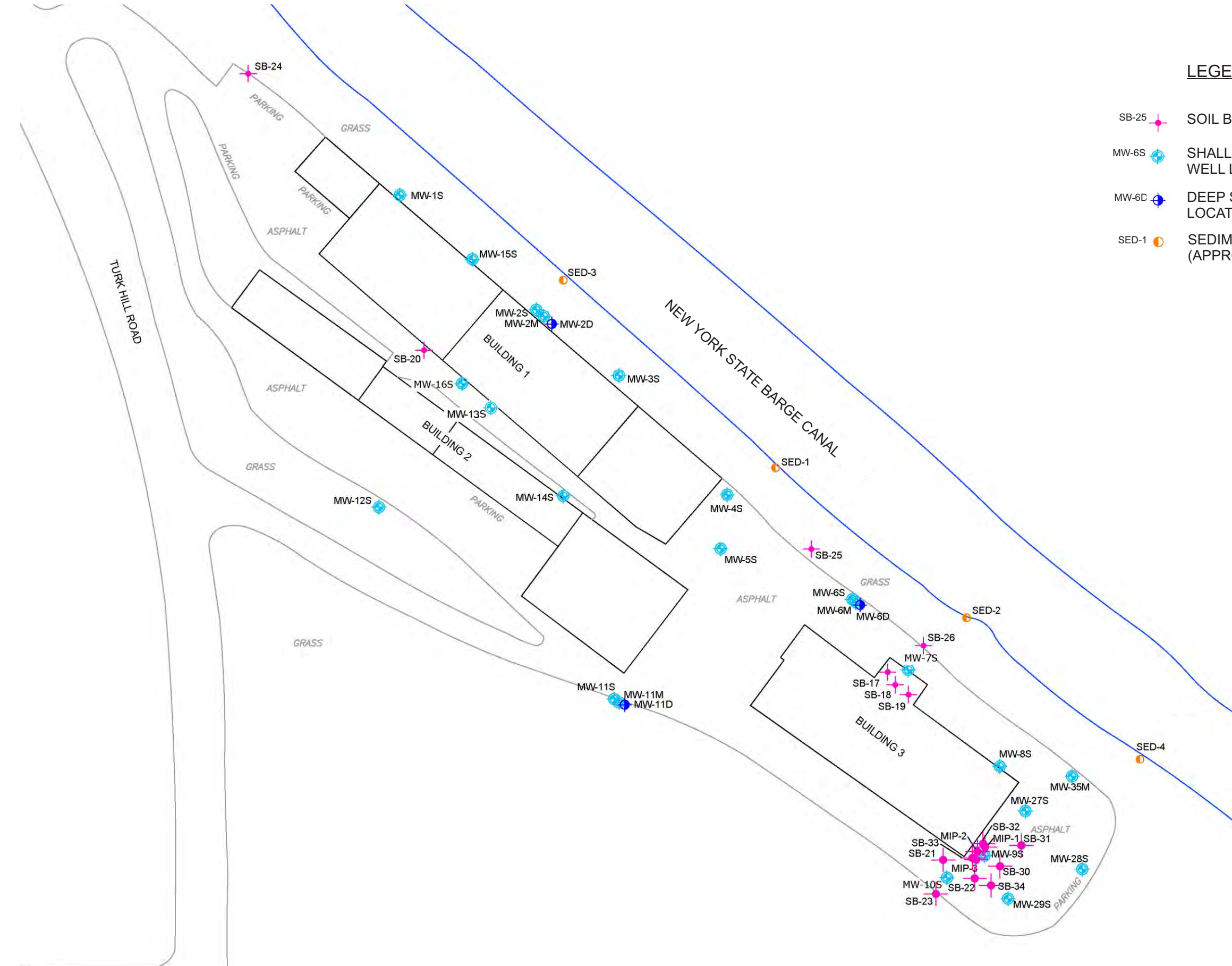
Prepared for:

NEW COLEMAN HOLDINGS INC.



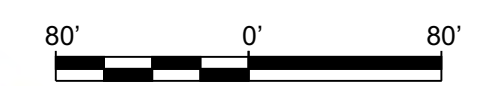
Compiled by: C.B.	Date: 28JUN18	FIGURE 1
Prepared by: B.H.C.	Scale: AS SHOWN	
Project Mgr.: C.B.	Project No.: 3113.0001Y000	
File: 3113.0001Y101.02.CDR		

\\P010001\001\1510\6884\3\6884\1010001.DWG.CDR



LEGEND

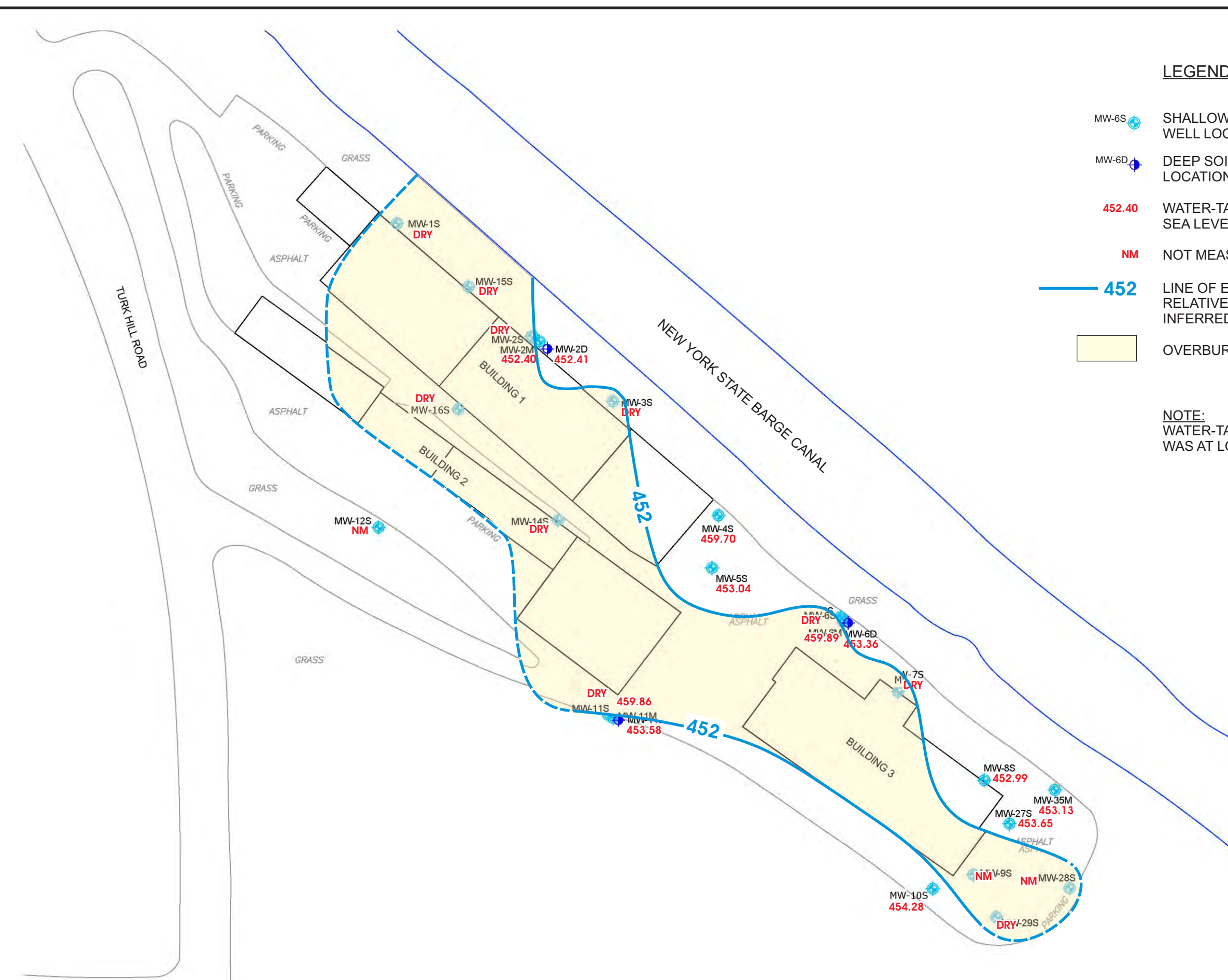
- SB-25 SOIL BORING LOCATION AND DESIGNATION
- MW-6S SHALLOW / MEDIUM SOIL BORING/MONITORING WELL LOCATION AND DESIGNATION
- MW-6D DEEP SOIL BORING / MONITORING WELL LOCATION AND DESIGNATION
- SED-1 SEDIMENT SAMPLE LOCATION AND DESIGNATION (APPROXIMATE)



SITE PLAN			
1000 TURK HILL ROAD TURK HILL PARK FAIRPORT, NEW YORK			
Prepared for: NEW COLEMAN HOLDINGS INC.			
	Compiled by: C.B.	Date: 12JUL18	FIGURE 2
	Prepared by: B.H.C.	Scale: AS SHOWN	
	Project Mgr.: C.B.	Project No.: 3113.0001Y000	
	File: 3113.0001Y101.02.CDR		

SOURCE:
 BASE MAP AND LOCATIONS OF BORINGS, MONITORING WELLS, AND SEDIMENT SAMPLES BASED ON
 DRAWING NUMBER 152918-B5 (APTIM ENVIRONMENTAL AND INFRASTRUCTURE, INC., JANUARY 30, 2018).

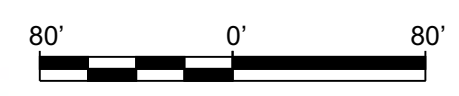
13113Y0001Y10113113.0001Y101.02.CDR



LEGEND

- MW-6S SHALLOW / MEDIUM SOIL BORING/MONITORING WELL LOCATION AND DESIGNATION
- MW-6D DEEP SOIL BORING / MONITORING WELL LOCATION AND DESIGNATION
- 452.40 WATER-TABLE ELEVATION, IN FEET RELATIVE TO MEAN SEA LEVEL (MARCH 5, 2017 TO MARCH 7, 2017)
- NM NOT MEASURED
- 452 LINE OF EQUAL WATER-TABLE ELEVATION, IN FEET RELATIVE TO MEAN SEA LEVEL (DASHED WHERE INFERRED) (MARCH 5, 2017 TO MARCH 7, 2017)
- OVERBURDEN NOT SATURATED (DRY)

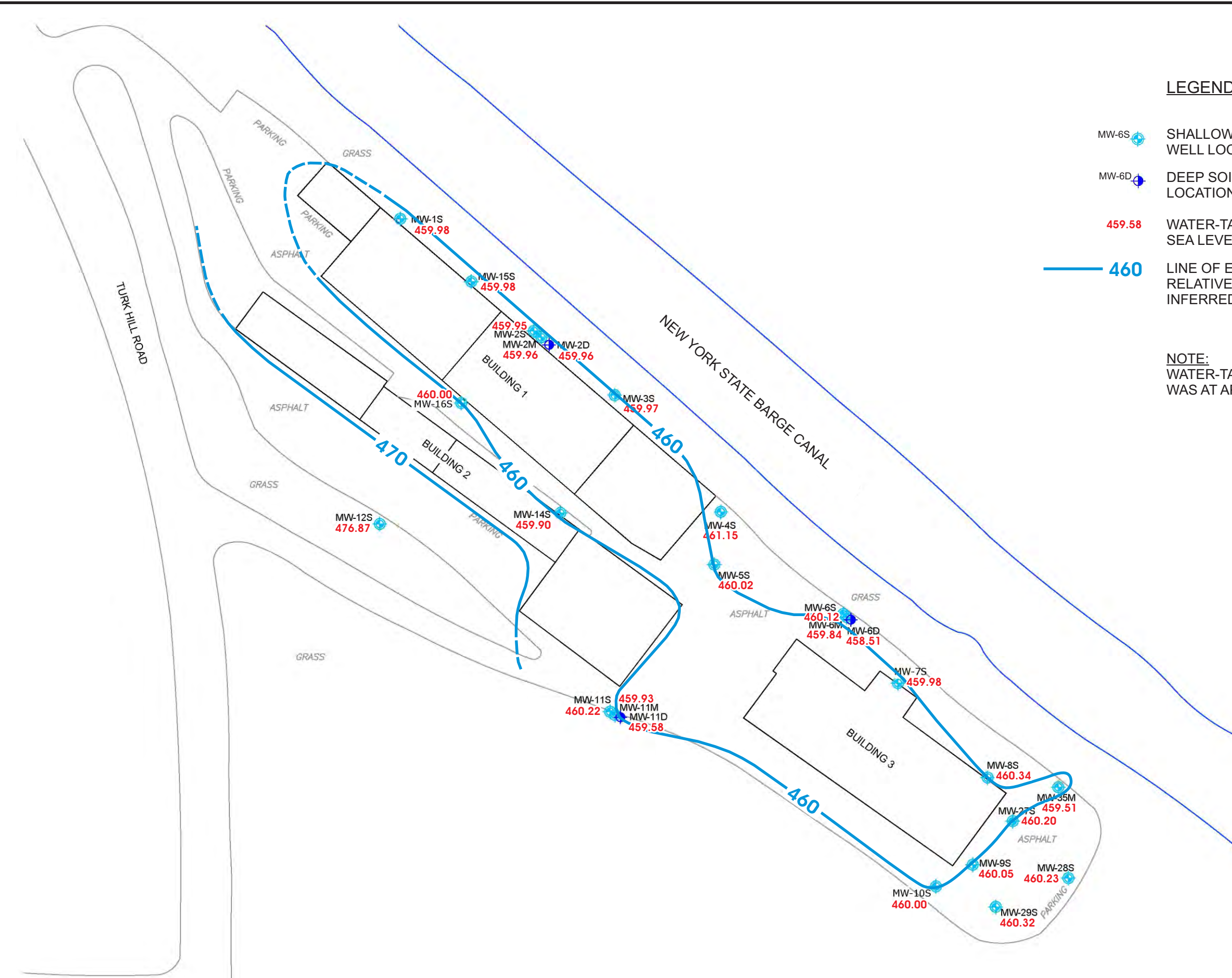
NOTE:
WATER-TABLE MEASURED WHEN BARGE CANAL WAS AT LOW WATER.



GROUNDWATER TABLE ELEVATIONS LOW WATER CONDITIONS (MARCH 2017) 1000 TURK HILL ROAD TURK HILL PARK FAIRPORT, NEW YORK			
Prepared for: NEW COLEMAN HOLDINGS INC.			
	Compiled by: C.B.	Date: 12JUL18	FIGURE 3
	Prepared by: B.H.C.	Scale: AS SHOWN	
	Project Mgr.: C.B.	Project No.: 3113.0001Y000	
	File: 3113.0001Y101.02.CDR		

SOURCE:
BASE MAP AND LOCATIONS OF BORINGS, MONITORING WELLS, AND SEDIMENT SAMPLES BASED ON DRAWING NUMBER 152918-B5 (APTIM ENVIRONMENTAL AND INFRASTRUCTURE, INC., JANUARY 30, 2018).

13113Y0001Y10113113.0001Y101.02.CDR



LEGEND

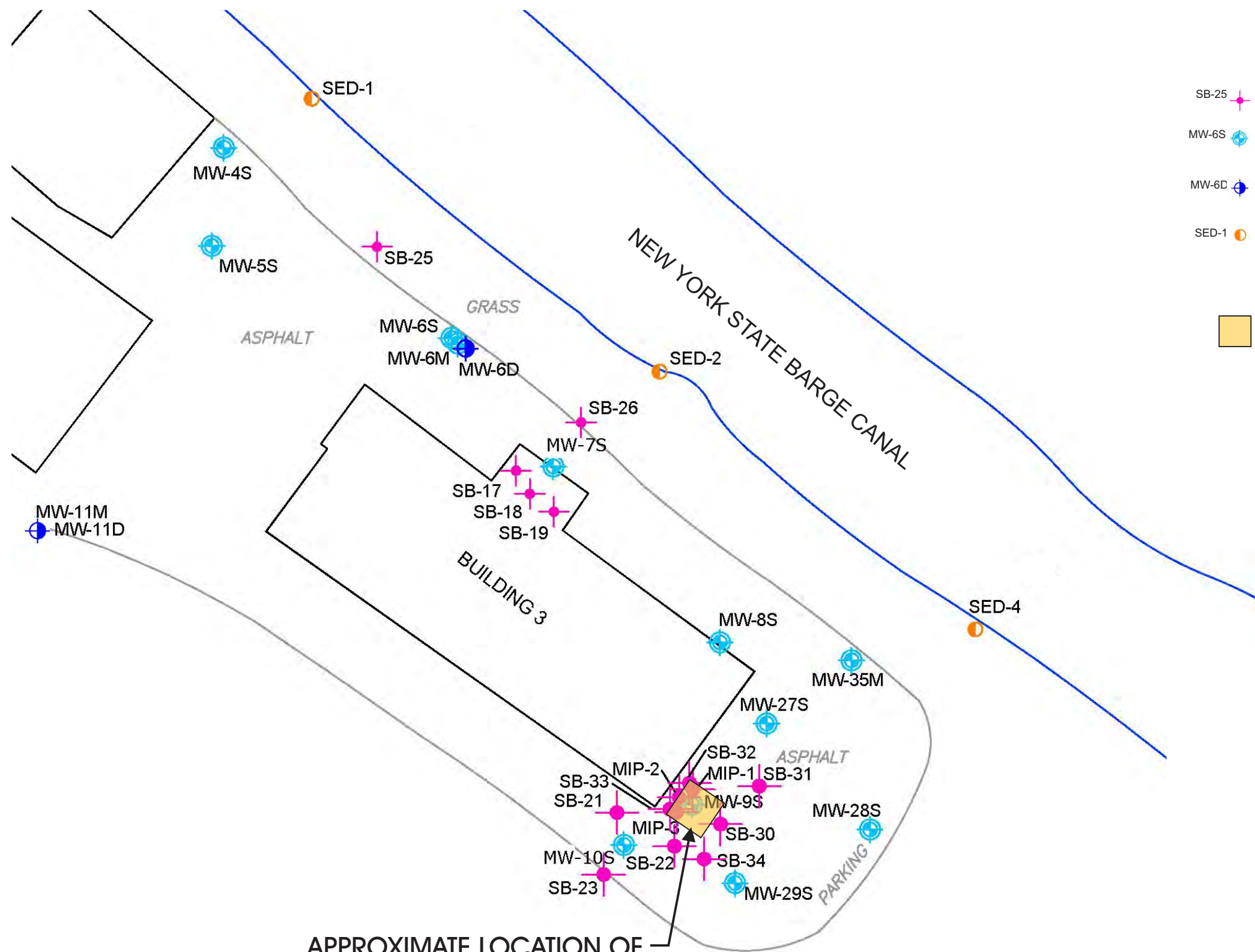
- MW-6S SHALLOW / MEDIUM SOIL BORING/MONITORING WELL LOCATION AND DESIGNATION
- MW-6D DEEP SOIL BORING / MONITORING WELL LOCATION AND DESIGNATION
- 459.58 WATER-TABLE ELEVATION, IN FEET RELATIVE TO MEAN SEA LEVEL (AUGUST 7, 2017 TO AUGUST 11, 2017)
- 460 LINE OF EQUAL WATER-TABLE ELEVATION, IN FEET RELATIVE TO MEAN SEA LEVEL (DASHED WHERE INFERRED) (AUGUST 7, 2017 TO AUGUST 11, 2017)

NOTE:
WATER-TABLE MEASURED WHEN BARGE CANAL WAS AT APPROXIMATELY MEDIUM HIGH WATER.



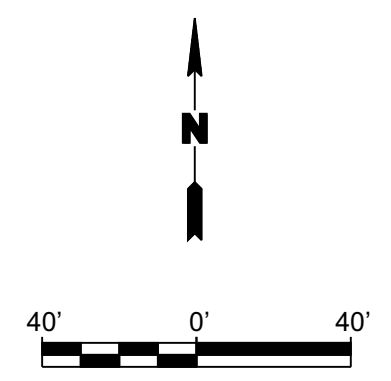
<p>Title: GROUNDWATER TABLE ELEVATIONS HIGH WATER CONDITIONS (AUGUST 2017) 1000 TURK HILL ROAD TURK HILL PARK FAIRPORT, NEW YORK</p>			
<p>Prepared for: NEW COLEMAN HOLDINGS INC.</p>			
	Compiled by: C.B.	Date: 12JUL18	FIGURE 4
	Prepared by: B.H.C.	Scale: AS SHOWN	
	Project Mgr.: C.B.	Project No.: 3113.0001Y000	
	File: 3113.0001Y101.02.CDR		

SOURCE:
BASE MAP AND LOCATIONS OF BORINGS, MONITORING WELLS, AND SEDIMENT SAMPLES BASED ON DRAWING NUMBER 152918-B5 (APTIM ENVIRONMENTAL AND INFRASTRUCTURE, INC., JANUARY 30, 2018).



LEGEND

- SB-25 SOIL BORING LOCATION AND DESIGNATION
- MW-6S SHALLOW / MEDIUM SOIL BORING/MONITORING WELL LOCATION AND DESIGNATION
- MW-6D DEEP SOIL BORING / MONITORING WELL LOCATION AND DESIGNATION
- SED-1 SEDIMENT SAMPLE LOCATION AND DESIGNATION (APPROXIMATE)
- APPROXIMATE LOCATION OF PROPOSED REMEDIAL EXCAVATION

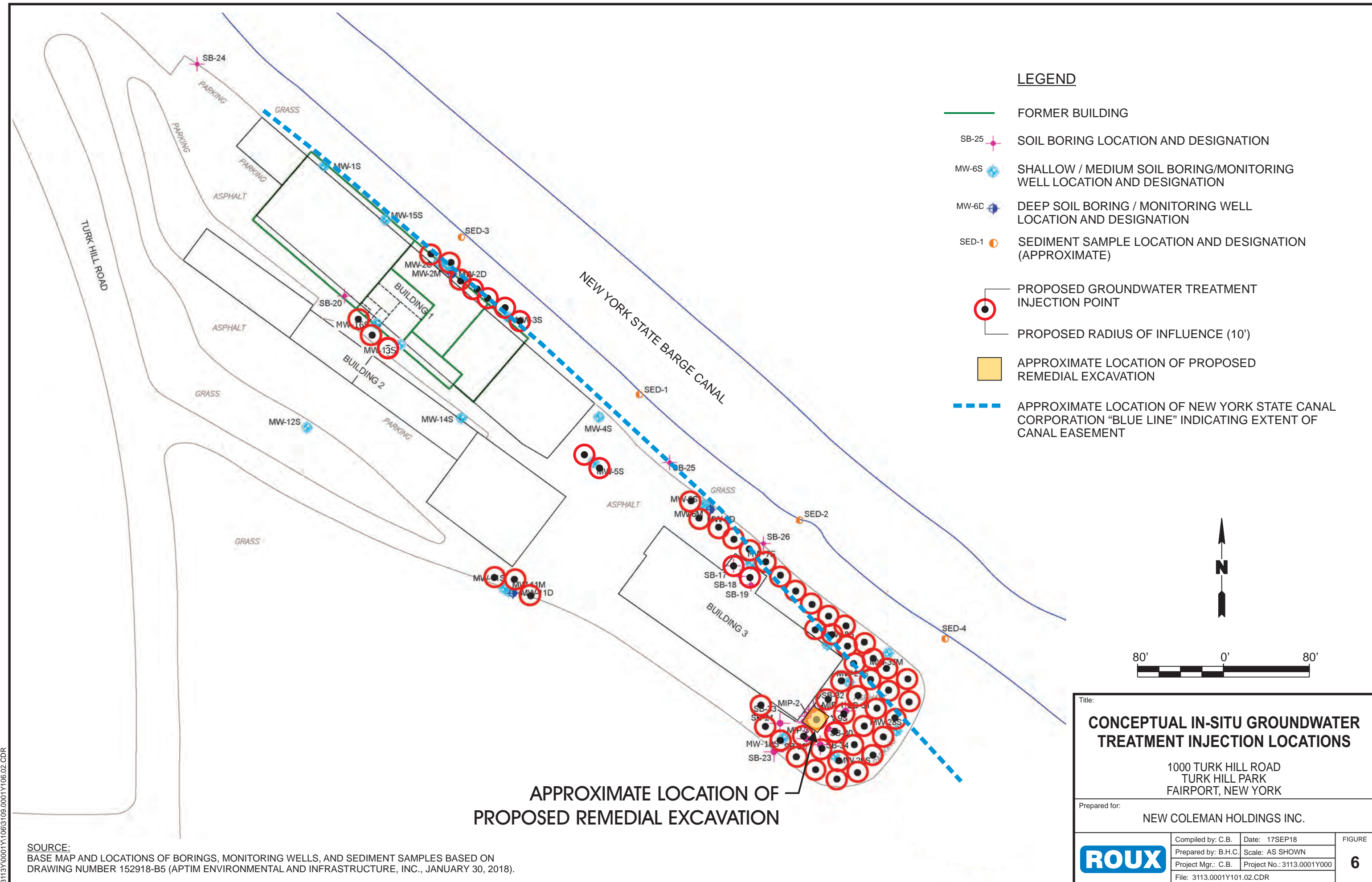


APPROXIMATE LOCATION OF PROPOSED REMEDIAL EXCAVATION (15'L x 15'W x 15'D)

Title:			
CONCEPTUAL LIMITS OF PROPOSED EXCAVATION			
1000 TURK HILL ROAD TURK HILL PARK FAIRPORT, NEW YORK			
Prepared for:			
NEW COLEMAN HOLDINGS INC.			
	Compiled by: C.B.	Date: 12JUL18	FIGURE 5
	Prepared by: B.H.C.	Scale: AS SHOWN	
	Project Mgr.: C.B.	Project No.: 3113.0001Y000	
	File: 3113.0001Y101.02.CDR		

SOURCE:
BASE MAP AND LOCATIONS OF BORINGS, MONITORING WELLS, AND SEDIMENT SAMPLES BASED ON DRAWING NUMBER 152918-B5 (APTIM ENVIRONMENTAL AND INFRASTRUCTURE, INC., JANUARY 30, 2018).

13113Y0001Y10113113.0001Y101.02.CDR



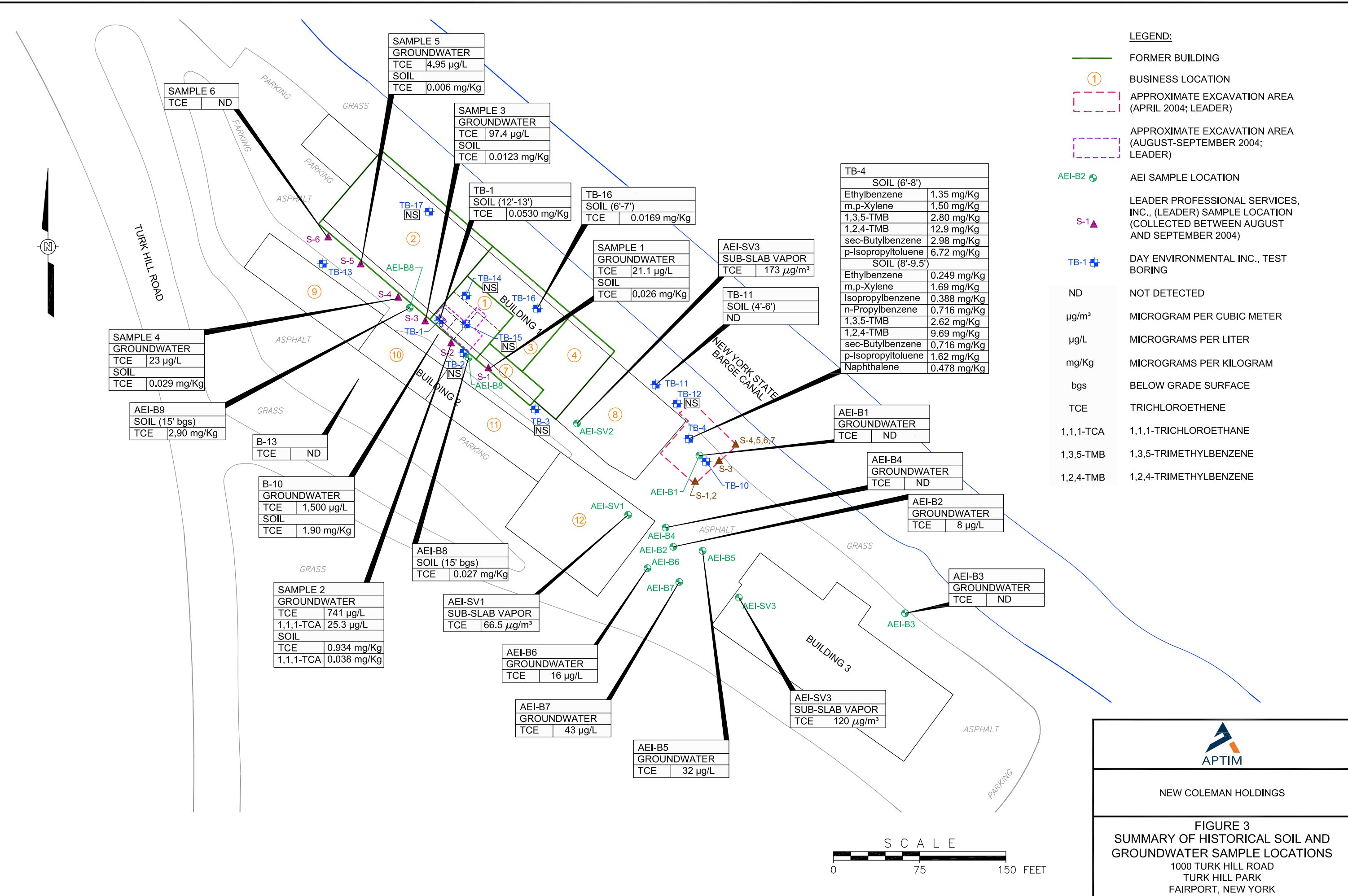
13113Y0001Y1063109.0001Y106.02.CDR

SOURCE:
BASE MAP AND LOCATIONS OF BORINGS, MONITORING WELLS, AND SEDIMENT SAMPLES BASED ON DRAWING NUMBER 152918-B5 (APTIM ENVIRONMENTAL AND INFRASTRUCTURE, INC., JANUARY 30, 2018).

- A. Remedial Investigation Box Maps
- B. Remedial Investigation Soil Boring Logs





Remedial Investigation Box Maps

OFFICE	DATE	DESIGNED BY	DRAWN BY	CHECKED BY	APPROVED BY	DRAWING NUMBER
Latham, NY	3/14/18	HAF	CD	CB	HAF	152918-B4



OFFICE	DATE	DESIGNED BY	DRAWN BY	CHECKED BY	APPROVED BY	DRAWING NUMBER
Latham, NY	1/31/2018	HAF	CD	CB	--	152918-B6

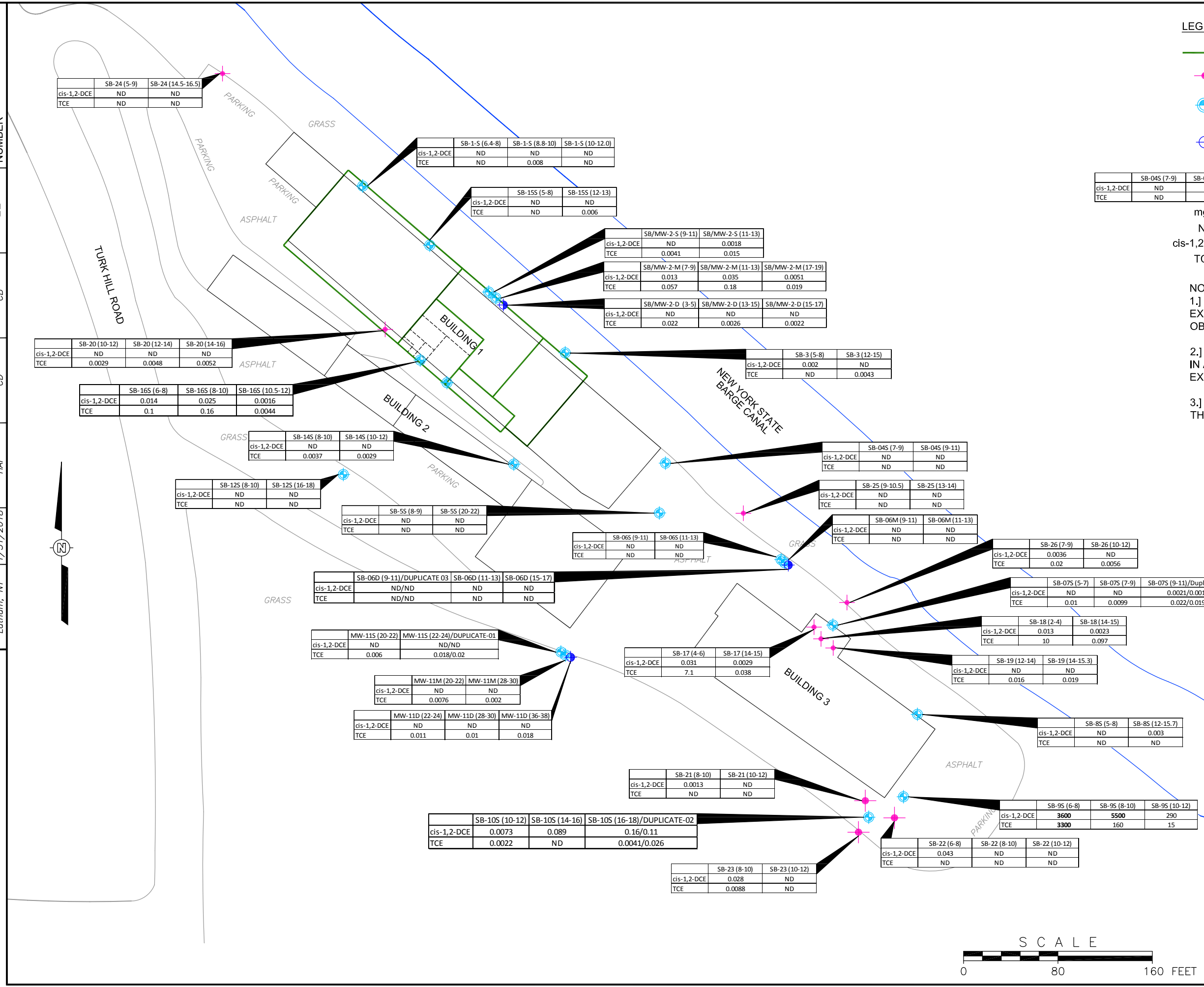

LEGEND:

-  FORMER BUILDING
-  SOIL BORING LOCATION
-  SHALLOW/MEDIUM SOIL BORING/ MONITORING WELL
-  DEEP SOIL BORING/ MONITORING WELL

		SAMPLE IDENTIFICATION (DEPTH)	
		SB-04S (7-9)	SB-04S (9-11)
cis-1,2-DCE	ND	ND	ND
TCE	ND	ND	ND

mg/kg MILLIGRAMS PER KILOGRAM
 ND NON-DETECT
 cis-1,2-DCE cis-1,2-DICHLOROETHYLENE
 TCE TRICHLOROETHYLENE

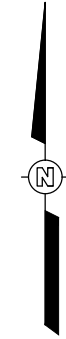
- NOTES:**
- 1.] BOLD ENTRIES ARE CONCENTRATIONS EXCEEDING COMMERCIAL SOIL CLEANUP OBJECTIVES (SCOs),**
 - 2.] COMPOUNDS THAT WERE NOT DETECTED IN ANY SAMPLE AT CONCENTRATIONS EXCEEDING THE SCO WERE NOT PLOTTED.**
 - 3.] DATA COLLECTED SEPTEMBER 2015 THROUGH FEBRUARY 2016.**

NEW COLEMAN HOLDINGS

FIGURE 7a
SOIL SAMPLE RESULTS FOR VOCs
 1000 TURK HILL ROAD
 TURK HILL PARK
 FAIRPORT, NEW YORK

OFFICE	DATE	DESIGNED BY	DRAWN BY	CHECKED BY	APPROVED BY	DRAWING NUMBER
Latham, NY	01/31/2018	HAF	CD	CB	--	152918-B10



LEGEND:

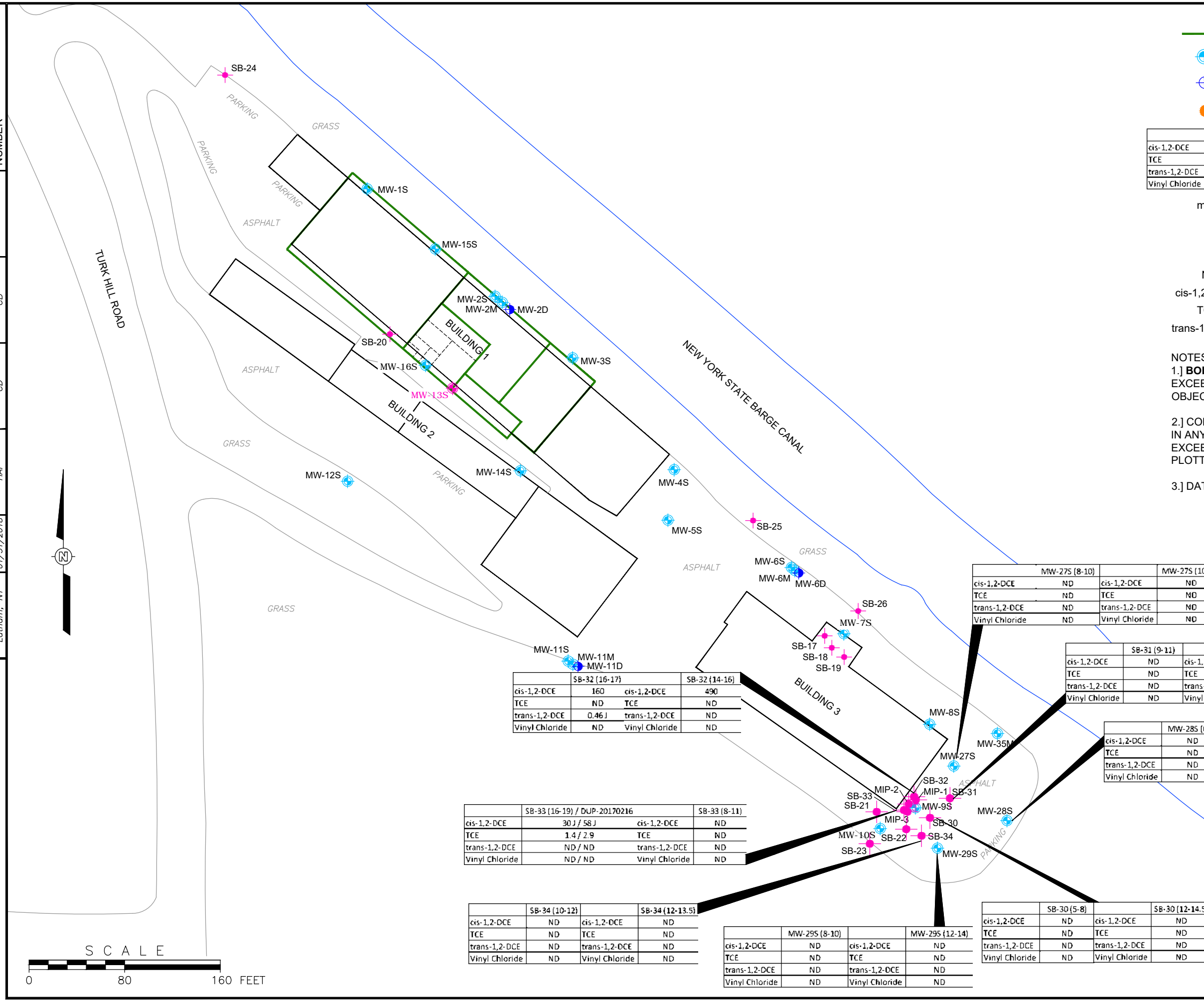
- FORMER BUILDING
- SHALLOW/MEDIUM MONITORING WELL
- DEEP MONITORING WELL
- SEDIMENT SAMPLE LOCATION (APPROXIMATE)

	SB-32 (16-17)	SAMPLE IDENTIFICATION (DEPTH FEET)
cis-1,2-DCE	160	cis-1,2-DCE CONCENTRATION (mg/kg)
TCE	ND	TCE CONCENTRATION (mg/kg)
trans-1,2-DCE	0.46J	trans-1,2-DICHLOROETHENE (mg/kg)
Vinyl Chloride	ND	VINYL CHLORIDE (mg/kg)

- mg/kg MILLIGRAMS PER KILOGRAM
- J THE ANALYTE WAS POSITIVELY IDENTIFIED; THE ASSOCIATED NUMERICAL VALUE IS AN APPROXIMATE CONCENTRATION OF THE ANALYTE IN THE SAMPLE.
- ND NON-DETECT
- cis-1,2-DCE cis-1,2-DICHLOROETHYLENE
- TCE TRICHLOROETHYLENE
- trans-1,2-DCE trans-1,2-DICHLOROETHENE

NOTES:

- 1.] **BOLD** ENTRIES ARE CONCENTRATIONS EXCEEDING COMMERCIAL SOIL CLEANUP OBJECTIVES (SCOs).
- 2.] COMPOUNDS THAT WERE NOT DETECTED IN ANY SAMPLE AT CONCENTRATIONS EXCEEDING THE SCO/SGV/GQS WERE NOT PLOTTED.
- 3.] DATA COLLECTED FEBRUARY 2017.



	SB-32 (16-17)	SB-32 (14-16)
cis-1,2-DCE	160	490
TCE	ND	ND
trans-1,2-DCE	0.46J	ND
Vinyl Chloride	ND	ND

	SB-33 (16-19) / DUP-20170216	SB-33 (8-11)
cis-1,2-DCE	30J / 58J	ND
TCE	1.4 / 2.9	ND
trans-1,2-DCE	ND / ND	ND
Vinyl Chloride	ND / ND	ND

	SB-34 (10-12)	SB-34 (12-13.5)
cis-1,2-DCE	ND	ND
TCE	ND	ND
trans-1,2-DCE	ND	ND
Vinyl Chloride	ND	ND

	MW-29S (8-10)	MW-29S (12-14)
cis-1,2-DCE	ND	ND
TCE	ND	ND
trans-1,2-DCE	ND	ND
Vinyl Chloride	ND	ND

	MW-275 (8-10)	MW-275 (10-12)
cis-1,2-DCE	ND	ND
TCE	ND	ND
trans-1,2-DCE	ND	ND
Vinyl Chloride	ND	ND

	SB-31 (9-11)	SB-31 (12-13.5)
cis-1,2-DCE	ND	0.0018J
TCE	ND	ND
trans-1,2-DCE	ND	ND
Vinyl Chloride	ND	ND

	MW-285 (6-8)	MW-285 (10-13)
cis-1,2-DCE	ND	ND
TCE	ND	ND
trans-1,2-DCE	ND	ND
Vinyl Chloride	ND	ND

	SB-30 (5-8)	SB-30 (12-14.5)
cis-1,2-DCE	ND	ND
TCE	ND	ND
trans-1,2-DCE	ND	ND
Vinyl Chloride	ND	ND



NEW COLEMAN HOLDINGS

FIGURE 7b
SOIL SAMPLE RESULTS FOR VOCS -
SUPPLEMENTAL INVESTIGATION
 1000 TURK HILL ROAD
 TURK HILL PARK
 FAIRPORT, NEW YORK

OFFICE	DATE	DESIGNED BY	DRAWN BY	CHECKED BY	APPROVED BY	DRAWING NUMBER
Latham, NY	1/31/2018	HAF	CB	CB	--	152918-B7

LEGEND:

- FORMER BUILDING
- SOIL BORING LOCATION
- SHALLOW/MEDIUM SOIL BORING/ MONITORING WELL
- DEEP SOIL BORING/ MONITORING WELL

	SB-3 (5-8)	SAMPLE IDENTIFICATION (DEPTH)
Arsenic	4.7	ARSENIC CONCENTRATION (mg/kg)
Copper	6.7	COPPER CONCENTRATION (mg/kg)
Lead	21.6	LEAD CONCENTRATION (mg/kg)

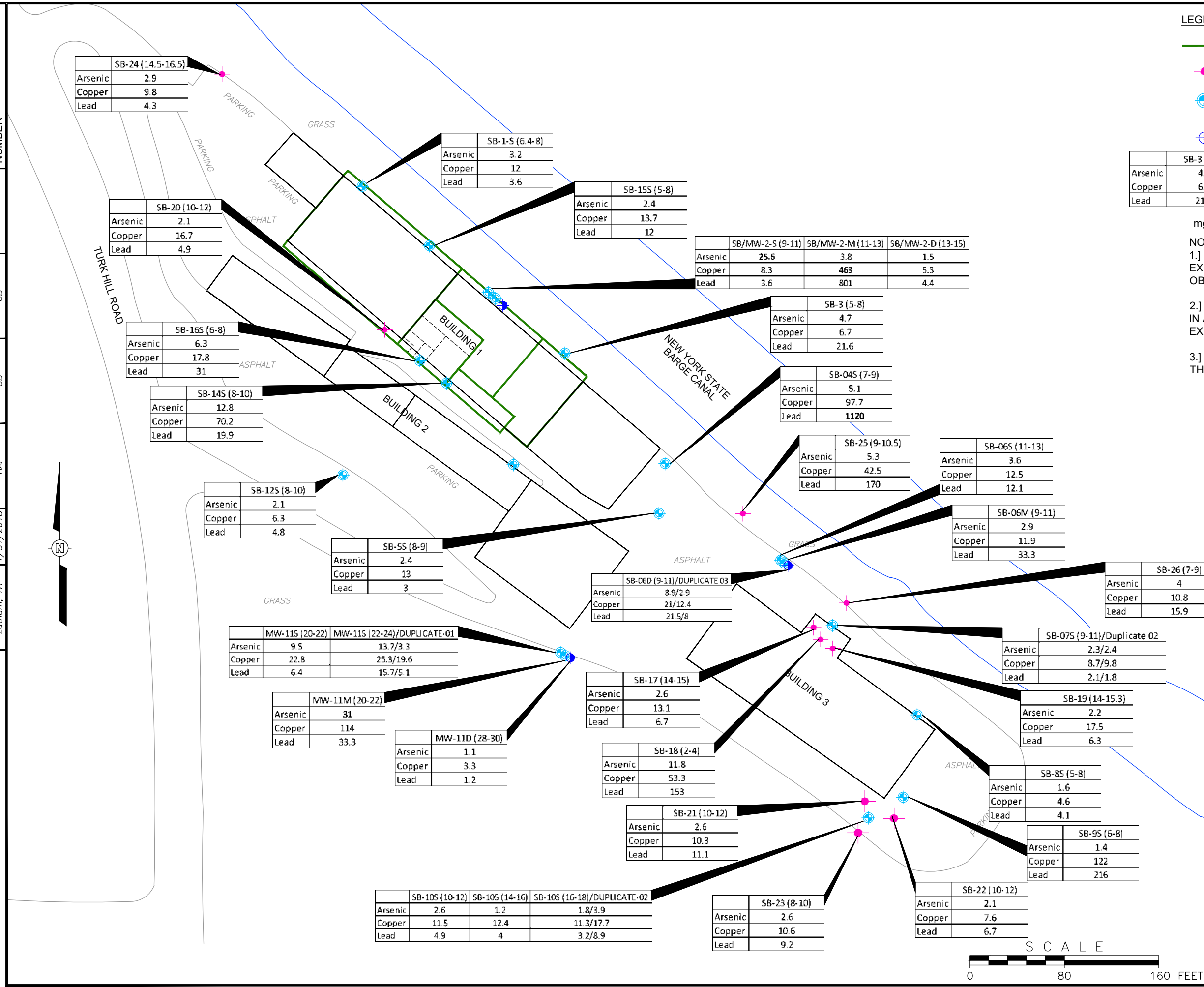
mg/kg MILLIGRAMS PER KILOGRAM

NOTES:

1.] **BOLD** ENTRIES ARE CONCENTRATIONS EXCEEDING COMMERCIAL SOIL CLEANUP OBJECTIVES (SCOs).

2.] COMPOUNDS THAT WERE NOT DETECTED IN ANY SAMPLE AT CONCENTRATIONS EXCEEDING THE SCO WERE NOT PLOTTED.

3.] DATA COLLECTED SEPTEMBER 2015 THROUGH FEBRUARY 2016.



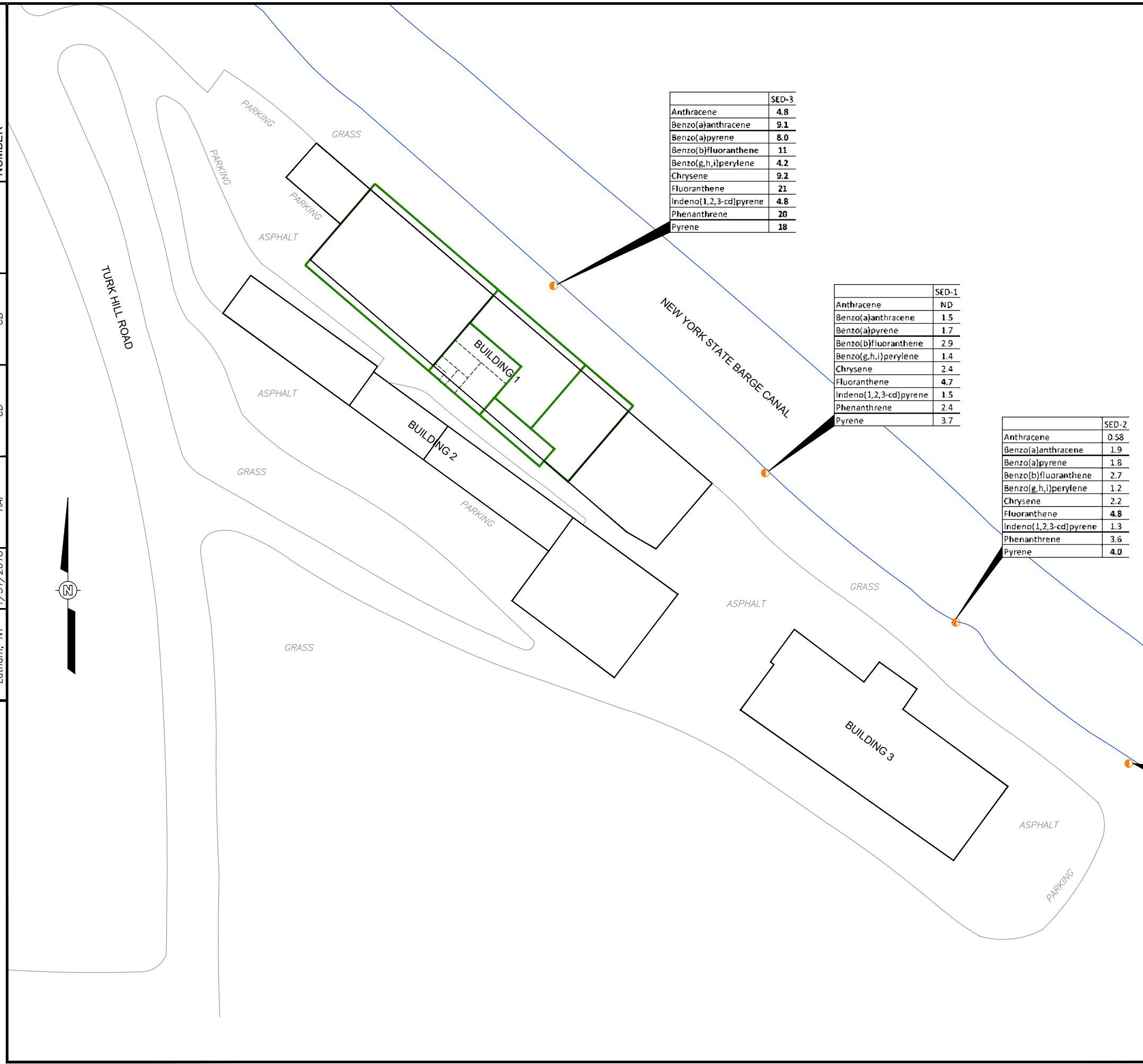
APTIM

NEW COLEMAN HOLDINGS

FIGURE 7c
SOIL SAMPLE RESULTS FOR METALS

1000 TURK HILL ROAD
TURK HILL PARK
FAIRPORT, NEW YORK

OFFICE	DATE	DESIGNED BY	DRAWN BY	CHECKED BY	APPROVED BY	DRAWING NUMBER
Latham, NY	1/31/2018	HAF	CD	CB	--	152918-B8



	SED-3
Anthracene	4.8
Benzo(a)anthracene	9.1
Benzo(a)pyrene	8.0
Benzo(b)fluoranthene	11
Benzo(g,h,i)perylene	4.2
Chrysene	9.2
Fluoranthene	21
Indeno(1,2,3-cd)pyrene	4.8
Phenanthrene	20
Pyrene	18

	SED-1
Anthracene	ND
Benzo(a)anthracene	1.5
Benzo(a)pyrene	1.7
Benzo(b)fluoranthene	2.9
Benzo(g,h,i)perylene	1.4
Chrysene	2.4
Fluoranthene	4.7
Indeno(1,2,3-cd)pyrene	1.5
Phenanthrene	2.4
Pyrene	3.7

	SED-2
Anthracene	0.58
Benzo(a)anthracene	1.9
Benzo(a)pyrene	1.8
Benzo(b)fluoranthene	2.7
Benzo(g,h,i)perylene	1.2
Chrysene	2.2
Fluoranthene	4.8
Indeno(1,2,3-cd)pyrene	1.3
Phenanthrene	3.6
Pyrene	4.0

	SED-4/DUP-SED
Anthracene	ND/ND
Benzo(a)anthracene	1.3/0.84
Benzo(a)pyrene	1.4/0.93
Benzo(b)fluoranthene	2.4/1.6
Benzo(g,h,i)perylene	0.93/0.71
Chrysene	1.8/1.3
Fluoranthene	3.4/2.3
Indeno(1,2,3-cd)pyrene	1/0.74
Phenanthrene	1.7/1.1
Pyrene	2.7/1.9

LEGEND:

- FORMER BUILDING
- SEDIMENT SAMPLE LOCATION (APPROXIMATE)

	SED-2
Anthracene	0.58
Benzo(a)anthracene	1.9
Benzo(a)pyrene	1.8
Benzo(b)fluoranthene	2.7
Benzo(g,h,i)perylene	1.2
Chrysene	2.2
Fluoranthene	4.8
Indeno(1,2,3-cd)pyrene	1.3
Phenanthrene	3.6
Pyrene	4.0

SAMPLE IDENTIFICATION
 ANTHRACENE CONCENTRATION (mg/kg)
 BENZO(a)AMTHRACENE CONCENTRATION (mg/kg)
 BENZO(a)PYRENE CONCENTRATION (mg/kg)
 BENZO(b)FLUORANTHENE CONCENTRATION (mg/kg)
 BENZO(g,h,i)PERYLENE CONCENTRATION (mg/kg)
 CHRYSENE CONCENTRATION (mg/kg)
 FLOURANTHENE CONCENTRATION (mg/kg)
 INDENO(1,2,3-cd)PYRENE CONCENTRATION (mg/kg)
 PHENANTHRENE CONCENTRATION (mg/kg)
 PYRENE CONCENTRATION (mg/kg)

mg/kg MILLIGRAMS PER KILOGRAM

NOTES:

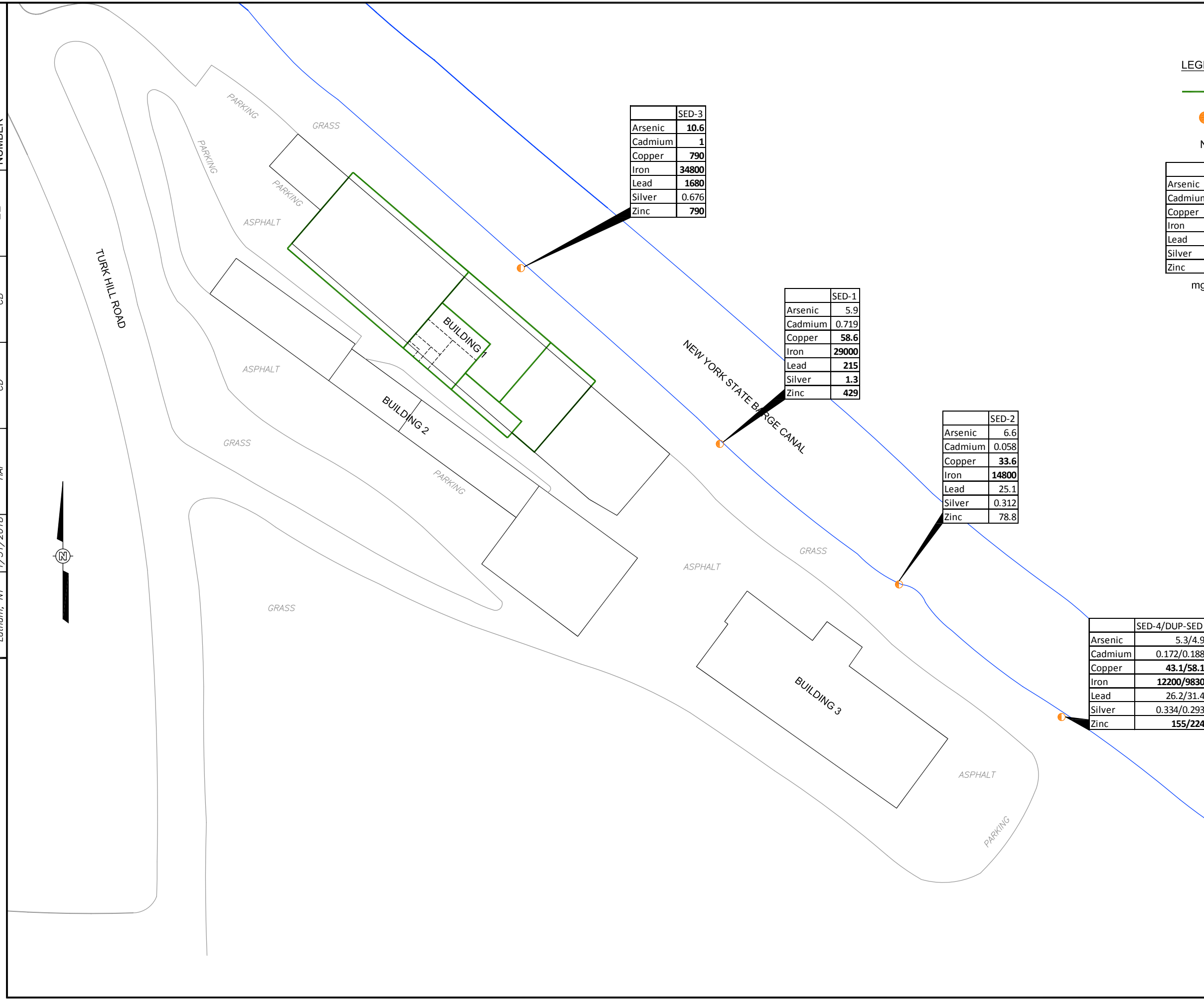
- 1.] **BOLD** ENTRIES ARE CONCENTRATIONS EXCEEDING SEDIMENT GUIDANCE VALUES (SGVs).
- 2.] COMPOUNDS THAT WERE NOT DETECTED IN ANY SAMPLE AT CONCENTRATIONS EXCEEDING THE SGV WERE NOT PLOTTED.
- 3.] DATA COLLECTED SEPTEMBER 2015 THROUGH FEBRUARY 2016.



NEW COLEMAN HOLDINGS

FIGURE 8a
SEDIMENT SAMPLE RESULTS FOR SVOCs
 1000 TURK HILL ROAD
 TURK HILL PARK
 FAIRPORT, NEW YORK

OFFICE	DATE	DESIGNED BY	DRAWN BY	CHECKED BY	APPROVED BY	DRAWING NUMBER
Latham, NY	1/31/2018	HAF	CD	CB	--	152918-B9



	SED-3
Arsenic	10.6
Cadmium	1
Copper	790
Iron	34800
Lead	1680
Silver	0.676
Zinc	790

	SED-1
Arsenic	5.9
Cadmium	0.719
Copper	58.6
Iron	29000
Lead	215
Silver	1.3
Zinc	429

	SED-2
Arsenic	6.6
Cadmium	0.058
Copper	33.6
Iron	14800
Lead	25.1
Silver	0.312
Zinc	78.8

	SED-4/DUP-SED
Arsenic	5.3/4.9
Cadmium	0.172/0.188
Copper	43.1/58.1
Iron	12200/9830
Lead	26.2/31.4
Silver	0.334/0.293
Zinc	155/224

LEGEND:

— FORMER BUILDING

○ SEDIMENT SAMPLE LOCATION (APPROXIMATE)

ND NON-DETECT

	SED-1	SAMPLE IDENTIFICATION
Arsenic	5.9	ARSENIC CONCENTRATION (mg/kg)
Cadmium	0.719	CADMIUM CONCENTRATION (mg/kg)
Copper	58.6	COPPER CONCENTRATION (mg/kg)
Iron	29000	IRON CONCENTRATION (mg/kg)
Lead	215	LEAD CONCENTRATION (mg/kg)
Silver	1.3	SILVER CONCENTRATION (mg/kg)
Zinc	429	ZINC CONCENTRATION (mg/kg)

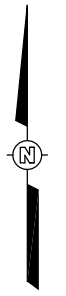
mg/kg MILLIGRAMS PER KILOGRAM


NOTES:

1.] **BOLD** ENTRIES ARE CONCENTRATIONS EXCEEDING SEDIMENT GUIDANCE VALUES (SGVs).

2.] COMPOUNDS THAT WERE NOT DETECTED IN ANY SAMPLE AT CONCENTRATIONS EXCEEDING THE SGV WERE NOT PLOTTED.

3.] DATA COLLECTED SEPTEMBER 2015 THROUGH FEBRUARY 2016.





APTIM




NEW COLEMAN HOLDINGS

FIGURE 8b
SEDIMENT SAMPLE RESULTS FOR METALS

1000 TURK HILL ROAD
 TURK HILL PARK
 FAIRPORT, NEW YORK

OFFICE Latham, NY
 DATE 01/31/18
 DESIGNED BY HAF
 DRAWN BY CD
 CHECKED BY CB
 APPROVED BY --
 DRAWING NUMBER 152918-B13

LEGEND:

-  FORMER BUILDING
-  SHALLOW/MEDIUM MONITORING WELL
-  DEEP MONITORING WELL

SAMPLE IDENTIFICATION (DEPTH)	
cis-1,2-DCE	MW-35
cis-1,2-DCE	0.63 J
TCE	6.3
Vinyl Chloride	ND

(µg/L)
 CONCENTRATIONS ARE IN MICROGRAMS PER LITER

J THE ANALYTE WAS POSITIVELY IDENTIFIED; THE ASSOCIATED NUMERICAL VALUE IS AN APPROXIMATE CONCENTRATION OF THE ANALYTE IN THE SAMPLE.

ND NON-DETECT
 NS NOT SAMPLED

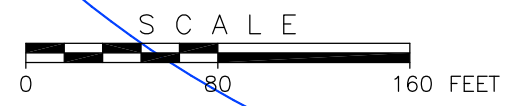
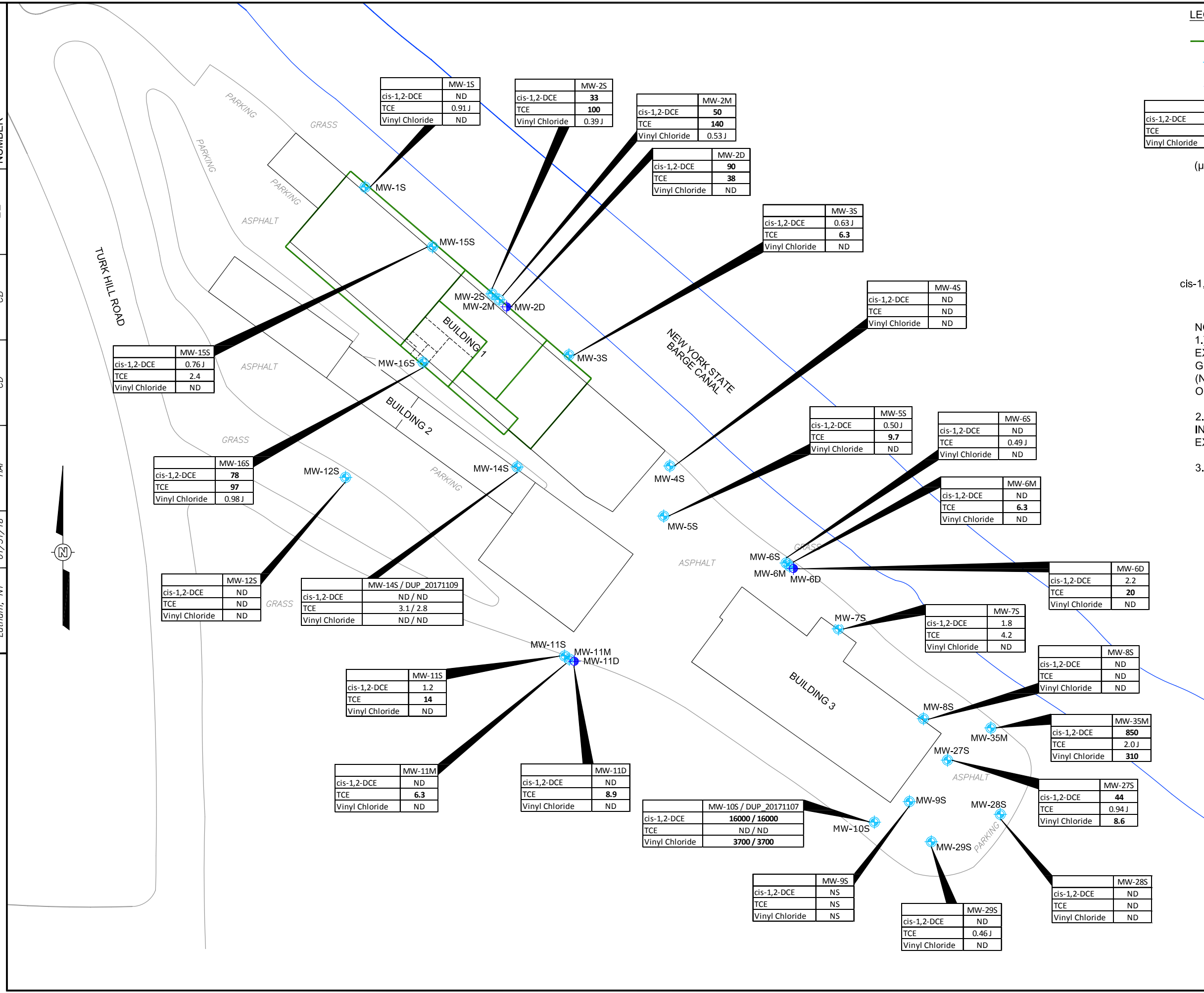
cis-1,2-DCE cis-1,2-DICHLOROETHENE
 TCE TRICHLOROETHENE


NOTES:

1.] **BOLD** ENTRIES ARE CONCENTRATIONS EXCEEDING NEW YORK STATE GROUNDWATER QUALITY STANDARDS (NYGWQS) OBTAINED FROM DIVISION OF WATER TOGS 1.1.1, JUNE 1998.

2.] COMPOUNDS THAT WERE NOT DETECTED IN ANY SAMPLE AT CONCENTRATIONS EXCEEDING NYGWQS WERE NOT PLOTTED.

3.] DATA COLLECTED NOVEMBER 2017.

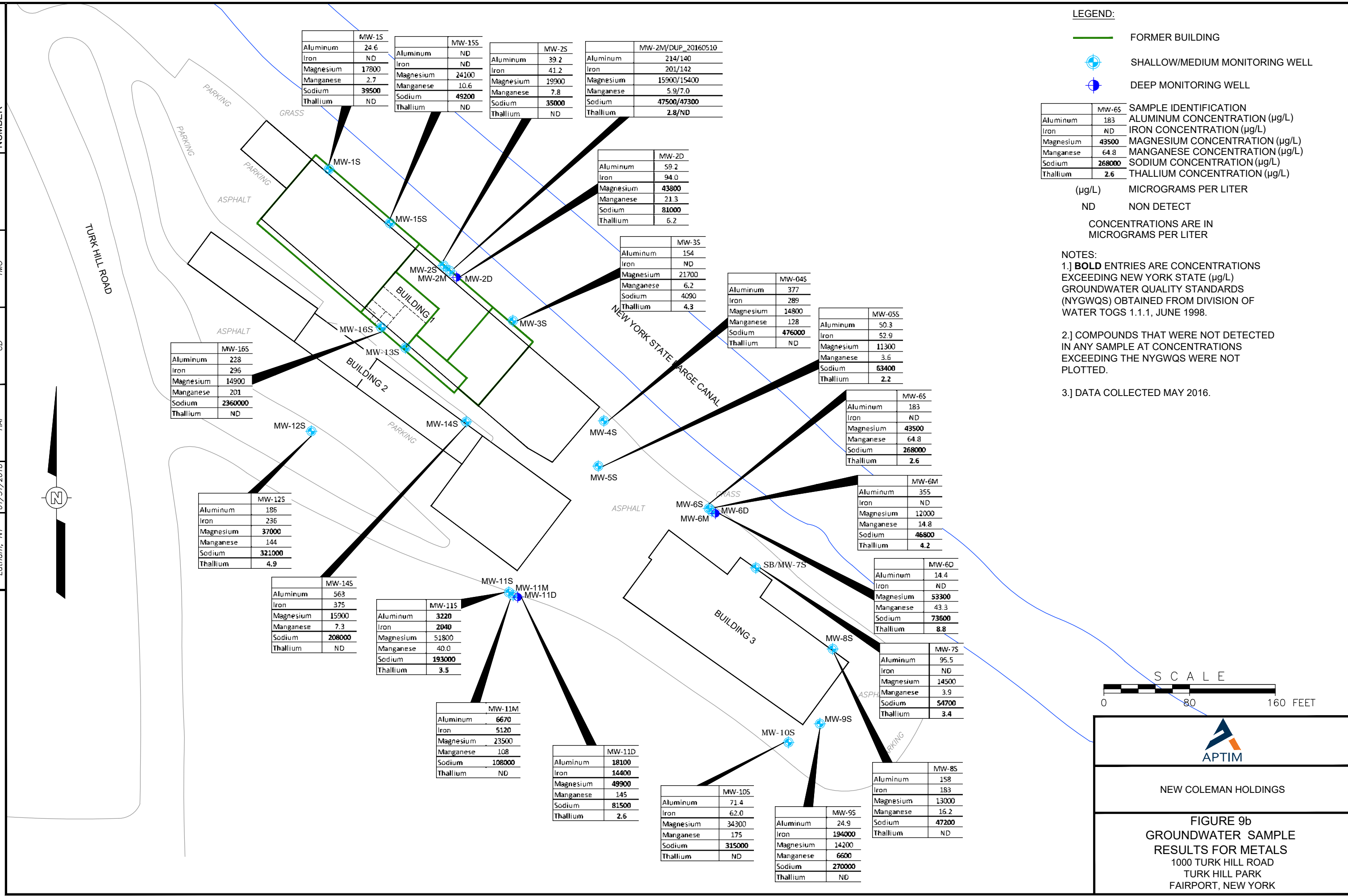




NEW COLEMAN HOLDINGS

FIGURE 9a
 NOVEMBER 2017 GROUNDWATER RESULTS FOR VOCs
 1000 TURK HILL ROAD
 TURK HILL PARK
 FAIRPORT, NEW YORK

OFFICE	DATE	DESIGNED BY	DRAWN BY	CHECKED BY	APPROVED BY	DRAWING NUMBER
Latham, NY	01/31/2018	HAF	CD	TMO	--	152918-B16



LEGEND:

- FORMER BUILDING
- SHALLOW/MEDIUM MONITORING WELL
- DEEP MONITORING WELL

	MW-6S	SAMPLE IDENTIFICATION
Aluminum	183	ALUMINUM CONCENTRATION (µg/L)
Iron	ND	IRON CONCENTRATION (µg/L)
Magnesium	43500	MAGNESIUM CONCENTRATION (µg/L)
Manganese	64.8	MANGANESE CONCENTRATION (µg/L)
Sodium	268000	SODIUM CONCENTRATION (µg/L)
Thallium	2.6	THALLIUM CONCENTRATION (µg/L)

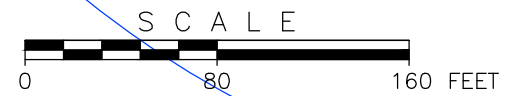
(µg/L) MICROGRAMS PER LITER
 ND NON DETECT

CONCENTRATIONS ARE IN MICROGRAMS PER LITER

NOTES:

- 1.] **BOLD** ENTRIES ARE CONCENTRATIONS EXCEEDING NEW YORK STATE (µg/L) GROUNDWATER QUALITY STANDARDS (NYGWQS) OBTAINED FROM DIVISION OF WATER TOGS 1.1.1, JUNE 1998.
- 2.] COMPOUNDS THAT WERE NOT DETECTED IN ANY SAMPLE AT CONCENTRATIONS EXCEEDING THE NYGWQS WERE NOT PLOTTED.

3.] DATA COLLECTED MAY 2016.



NEW COLEMAN HOLDINGS

FIGURE 9b
 GROUNDWATER SAMPLE RESULTS FOR METALS
 1000 TURK HILL ROAD
 TURK HILL PARK
 FAIRPORT, NEW YORK

Well ID	Aluminum	Iron	Magnesium	Manganese	Sodium	Thallium
MW-1S	24.6	ND	17800	2.7	39500	ND
MW-15S	ND	ND	24100	10.6	49200	ND
MW-2S	39.2	41.2	19900	7.8	35000	ND
MW-2M/DUP_20160510	214/140	201/142	15900/15400	5.9/7.0	47500/47300	2.8/ND
MW-2D	59.2	94.0	43800	21.3	81000	6.2
MW-3S	154	ND	21700	6.2	4090	4.3
MW-4S	377	289	14800	128	476000	ND
MW-4S5	50.3	52.9	11300	3.6	63400	2.2
MW-5S	183	ND	43500	64.8	268000	2.6
MW-6S	355	ND	12000	14.8	46800	4.2
MW-6D	14.4	ND	53300	43.3	73600	8.8
MW-6M	95.5	ND	14500	3.9	54700	3.4
MW-7S	158	183	13000	16.2	47200	ND
MW-8S	158	183	13000	16.2	47200	ND
MW-8S	158	183	13000	16.2	47200	ND
MW-9S	24.9	194000	14200	6600	270000	ND
MW-10S	71.4	62.0	34300	175	315000	ND
MW-10S	71.4	62.0	34300	175	315000	ND
MW-11M	6670	5120	23500	108	108000	ND
MW-11M	6670	5120	23500	108	108000	ND
MW-11S	3220	2040	51800	40.0	193000	3.5
MW-11S	3220	2040	51800	40.0	193000	3.5
MW-11M	6670	5120	23500	108	108000	ND
MW-11M	6670	5120	23500	108	108000	ND
MW-11S	3220	2040	51800	40.0	193000	3.5
MW-11S	3220	2040	51800	40.0	193000	3.5
MW-12S	186	236	37000	144	321000	4.9
MW-12S	186	236	37000	144	321000	4.9
MW-13S	228	296	14900	201	2360000	ND
MW-13S	228	296	14900	201	2360000	ND
MW-14S	563	375	15900	7.3	208000	ND
MW-14S	563	375	15900	7.3	208000	ND
MW-15S	24.6	ND	17800	2.7	39500	ND
MW-15S	24.6	ND	17800	2.7	39500	ND
MW-16S	228	296	14900	201	2360000	ND
MW-16S	228	296	14900	201	2360000	ND

Remedial Investigation Soil Boring Logs



CLIENT New Coleman Holdings
PROJECT NUMBER 152918
DATE STARTED 12/17/15 **COMPLETED** 12/17/15
DRILLING CONTRACTOR Parratt Wolff
DRILLING METHOD Geoprobe with augers
LOGGED BY EAM **CHECKED BY** HAF
NOTES Soil boring converted to a monitoring well

PROJECT NAME Turk Hill Park
PROJECT LOCATION 1000 Turk Hill Road, Fairport, New York
GROUND ELEVATION 470.11 ft **HOLE SIZE** 8.25 inches
GROUND WATER LEVELS:
AT TIME OF DRILLING ---
AT END OF DRILLING --- Well is initially dry
▼ AFTER DRILLING 11.92 ft / Elev 458.19 ft Less than 0.10' foot water

GENERAL BH / TP / WELL - GINT STD US LAB.GDT - 4/3/18 14:20 - Z:\GINT\DRILL LOGS\GINT FILES\NEW COLEMAN HOLDINGS - TURK HILL PARK.GPJ

DEPTH (ft)	SAMPLE TYPE NUMBER	RECOVERY %	REMARKS	U.S.C.S.	GRAPHIC LOG	MATERIAL DESCRIPTION	ENVIRONMENTAL DATA	WELL DIAGRAM
0						(SW) Hand cleared with air knife to avoid utilities		Casing Top Elev: 469.69 (ft) Casing Type: Schedule 40 PVC
5				SW				← Cement fill and road box ← Bentonite seal
6.4	SS	83	Sample = SB-1S (6.4' - 8')	ML		(ML) Fill; Sandy Silt with Gravel: Brown silt and fine to medium sand, trace fine gravel, wet, soft, no stain, no odor.	PID = 0	
8.0				SP		(SP) Fill; Poorly graded sand: Brown to tan, fine sand, moist, no stain, no odor, loose		
8.8			Sample = SB-1S (8.8' - 10')	ML		(ML) Sandy silt with gravel: Brown silt, little fine sand, trace fine gravel, wet, soft, no stain, no odor	PID = 0	
10.0	SS	83	Sample = SB-1S (10' - 12')	SP-SM		(SP-SM) Poorly graded sand with silt: Light brown fine sand, some silt, very dense, wet, no stain, no odor, grades to weathered rock at depth	PID = 0	← # 0 filter pack sand ← Well screen 0.010", 2" diameter
12.5	SS	100		SP-SM		(SP-SM) Silty shale fragments: Light brown fine to medium sand, some silt, little slate-shale red weathered rock fragments, moist, no stain, no odor	PID = 0	

Bottom of borehole at 12.5 feet.



CLIENT New Coleman Holdings
PROJECT NUMBER 152918
DATE STARTED 12/28/15 **COMPLETED** 12/28/15
DRILLING CONTRACTOR Parratt Wolff
DRILLING METHOD Geoprobe with augers
LOGGED BY EAM **CHECKED BY** HAF
NOTES Soil boring converted to a monitoring well

PROJECT NAME Turk Hill Park
PROJECT LOCATION 1000 Turk Hill Road, Fairport, New York
GROUND ELEVATION 467.72 ft **HOLE SIZE** 8.25 inches
GROUND WATER LEVELS:
AT TIME OF DRILLING --- Well is initially dry!
AT END OF DRILLING ---
▼ AFTER DRILLING 12.33 ft / Elev 455.39 ft Small water column

GENERAL BH / TP / WELL - GINT STD US LAB.GDT - 4/3/18 14:21 - Z:\GINT\DRILL LOGS\GINT FILES\NEW COLEMAN HOLDINGS - TURK HILL PARK.GPJ

DEPTH (ft)	SAMPLE TYPE NUMBER	RECOVERY %	REMARKS	U.S.C.S.	GRAPHIC LOG	MATERIAL DESCRIPTION	ENVIRONMENTAL DATA	WELL DIAGRAM
0								Casing Top Elev: 467.27 (ft) Casing Type: Schedule 40 PVC
5	SS	10		SW		(SW) Hand cleared with air knife to avoid utilities		
				OL		(OL) Brown, organic (leaves, pine needles and twigs), some fine to medium sand, moist, loose, no stain, no odor	PID = 0	
			No recovery				PID = 0	
10	SS	70	SB-2S (9' - 11')	SW		(SW) Brown to red brown, fine to medium sand, some silt, trace clay, soft to medium dense, density increases with depth, no stain, no odor	PID = 0	
	SS	65	SB-2S (11' - 13')	SP-SM		(SP-SM) Red brown, silt, and medium to coarse sand, trace fine gravel, medium dense to dense, slight moisture, no stain, no odor	PID = 0	
						Bottom of borehole at 13.0 feet.	PID = 0	



CLIENT New Coleman Holdings
PROJECT NUMBER 152918
DATE STARTED 12/29/15 **COMPLETED** 12/29/15
DRILLING CONTRACTOR Parratt Wolff
DRILLING METHOD Geoprobe with augers
LOGGED BY EAM **CHECKED BY** HAF
NOTES Soil boring converted to a monitoring well

PROJECT NAME Turk Hill Park
PROJECT LOCATION 1000 Turk Hill Road, Fairport, New York
GROUND ELEVATION 467.59 ft **HOLE SIZE** 8.25 inches
GROUND WATER LEVELS:
AT TIME OF DRILLING ---
AT END OF DRILLING 15.43 ft / Elev 452.16 ft
AFTER DRILLING 15.61 ft / Elev 451.98 ft

GENERAL BH / TP / WELL - GINT STD US LAB.GDT - 4/3/18 14:21 - Z:\GINT\DRILL LOGS\GINT NEW COLEMAN HOLDINGS - TURK HILL PARK.GPJ

DEPTH (ft)	SAMPLE TYPE NUMBER	RECOVERY %	REMARKS	U.S.C.S.	GRAPHIC LOG	MATERIAL DESCRIPTION	ENVIRONMENTAL DATA	WELL DIAGRAM
0								Casing Top Elev: 467.12 (ft) Casing Type: Schedule 40 PVC
2.0	SS	15		SW		(SW) Fill; Brown fine, medium and coarse sand, little organics, trace of fine gravel, moist, loose, no stain, no odor		<p>← Cement fill, grout and road box</p> <p>← Bentonite seal</p> <p>← # 0 filter pack sand</p> <p>Well screen 0.010", 2" diameter</p>
4.0	SS	35		SW		(SW) Fill; Brown fine, medium and coarse sand, some fine to medium gravel, trace organics, moist, loose, no stain, no odor	PID = 0	
5.0			Concrete blocked spoon, no recovery				PID = 0	
7.0							460.6	
9.0	SS	60	Sample = SB-2M (7' - 9')	SW		(SW) Brown, fine, medium and coarse sand, little fine to medium gravel, moist to wet at bottom of spoon, loose, no stain, no odor	PID = 0.2	
11.0	SS	35		SP-SM		(SP-SM) Red brown, fine to medium sand and silt, little fine to medium gravel, wet, medium dense, no stain, no odor	PID = 0.2	
13.0	SS	55	Sample = SB-2M (11' - 13')	SP-SM		(SP-SM) Red brown, fine, medium and coarse sand and silt, trace fine gravel (weathered rock silt stone), very dense, moist-wet, no stain, no odor	PID = 1.1	
15.0	SS	75		SM		(SM) Red brown, fine, medium and coarse sand and silt, trace of fine gravel, soft, wet, no stain, no odor	PID = 0.1	
17.0	SS	45				↓ Tan, slate fragments, comprised of fine sand, very stiff, moist, no stain, no odor	PID = 0	
19.0	SS	25	Sample = SB-2M (17' - 19')			Red brown, shale fragments, red sandstone fragments, very stiff, moist, no stain, no odor	PID = 0	
20.0	SS	80				Mostly slough, maybe one inch of shale	PID = 0	

Bottom of borehole at 20.0 feet.



CLIENT New Coleman Holdings
PROJECT NUMBER 152918
DATE STARTED 12/29/15 **COMPLETED** 12/30/15
DRILLING CONTRACTOR Parratt Wolff
DRILLING METHOD Geoprobe with augers
LOGGED BY EAM **CHECKED BY** HAF
NOTES Soil boring converted to a monitoring well

PROJECT NAME Turk Hill Park
PROJECT LOCATION 1000 Turk Hill Road, Fairport, New York
GROUND ELEVATION 467.68 ft **HOLE SIZE** 8.25 inches
GROUND WATER LEVELS:
AT TIME OF DRILLING ---
AT END OF DRILLING 4.85 ft / Elev 462.83 ft Drilling fluid used
AFTER DRILLING 12.15 ft / Elev 455.53 ft

GENERAL BH / TP / WELL - GINT STD US LAB.GDT - 4/3/18 14:21 - Z:\GINT\DRILL LOGS\GINT NEW COLEMAN HOLDINGS - TURK HILL PARK.GPJ

DEPTH (ft)	SAMPLE TYPE NUMBER	RECOVERY %	REMARKS	U.S.C.S.	GRAPHIC LOG	MATERIAL DESCRIPTION	ENVIRONMENTAL DATA	WELL DIAGRAM	
0								Casing Top Elev: 467.24 (ft) Casing Type: Schedule 40 PVC	
2.0	SS	30				Fill; Brown organics (leaves and twigs), some concrete fragments, loose, moist, no stain, no odor			
3.0						Spoon was blocked by concrete	PID = 0		
5.0	SS	45	Sample = SB-2D (3' - 5')	SW-SM		(SW-SM) Fill; Brown fine, medium and coarse sand, little fine gravel, trace wood fragments, loose, moist, no stain, earthy odor, odor likely from wood fragments	PID = 0.7		
7.0	SS	45		SW-SM		(SW-SM) Brown, fine, medium and coarse sand, little fine gravel, trace organics, moist, loose, no stain, no odor.	PID = 0.4		
9.0	SS	65		SW		(SW) Brown, fine, medium and coarse sand, little fine gravel, trace silt, very moist, medium dense, no stain, no odor	PID = 0.2		
11.0	SS	55		SW		(SW) Brown, fine, medium and coarse sand, little fine gravel, trace silt, very moist, medium dense, no stain, no odor	PID = 0		
13.0	SS	45		SW		(SW) Brown to red-brown, fine, medium and coarse sand, some fine gravel, moist, medium dense, no stain, no odor, soil is weathered and rock-like.	PID = 0		
15.0	SS	30	Sample = SB-2D (13' - 15')			Red brown, shale fragments and fine to medium sand, trace silt, moist to wet, no stain, no odor	PID = 0.6		
17.0	SS	8	Sample = SB-2D (15' - 17')			Red brown, shale fragments and silt, wet, medium dense, very poor recovery, no stain, no odor	PID = 0.1		
17.0						Driller could not recover spoons past 17', due to refusal. Likely shale to depth.	PID = 0.1		
20.0								Bentonite seal	
25.0								# 0 filter pack sand Well screen 0.010", 2" diameter	
29.4									
						438.3	Bottom of borehole at 29.4 feet.		



CLIENT New Coleman Holdings **PROJECT NAME** Turk Hill Park
PROJECT NUMBER 152918 **PROJECT LOCATION** 1000 Turk Hill Road, Fairport, New York
DATE STARTED 12/17/15 **COMPLETED** 12/17/15 **GROUND ELEVATION** 466.66 ft **HOLE SIZE** 8.25 inches
DRILLING CONTRACTOR Parratt Wolff **GROUND WATER LEVELS:**
DRILLING METHOD Geoprobe with augers **AT TIME OF DRILLING** ---
LOGGED BY KCC **CHECKED BY** HAF **AT END OF DRILLING** --- dry
NOTES Soil boring converted to a monitoring well **▼ AFTER DRILLING** 10.40 ft / Elev 456.26 ft

GENERAL BH / TP / WELL - GINT STD US LAB.GDT - 4/3/18 14:21 - Z:\GINT\DRILL LOGS\GINT DRILL LOGS\GINT NEW COLEMAN HOLDINGS - TURK HILL PARK.GPJ

DEPTH (ft)	SAMPLE TYPE NUMBER	RECOVERY %	REMARKS	U.S.C.S.	GRAPHIC LOG	MATERIAL DESCRIPTION	ENVIRONMENTAL DATA	WELL DIAGRAM
0								Casing Top Elev: 466.32 (ft) Casing Type: Schedule 40 PVC
0 - 5				SW	[Dotted pattern]	(SW) Hand cleared with air knife to avoid utilities		<p>← Cement fill and roadbox</p>
5 - 9.0	SS	73	Sample = SB-3S (5' - 8')	SM	[Dotted pattern]	(SM) Brown, silty sand, little fine to coarse subangular gravel (~2'), moist to wet	PID = 0	<p>← #0 filter pack sand Well screen 0.010", 2" diameter</p>
9.0 - 9.2				SM	[Horizontal lines]	(SM) Brown, silty sand, little fine to coarse subangular gravel (~2'), moist to wet	PID = 0	
9.2 - 12.9	SS	100	Sample = SB-3S (12' - 15')		[Horizontal lines]	Olive green to redish brown, weathered shale, shale is clayey, where moist	PID = 0	

Bottom of borehole at 12.9 feet.



CLIENT New Coleman Holdings
PROJECT NUMBER 152918
DATE STARTED 1/5/16 **COMPLETED** 1/5/16
DRILLING CONTRACTOR Parratt Wolff
DRILLING METHOD Hollow Stem Auger 2"
LOGGED BY KCC **CHECKED BY** HAF
NOTES Soil boring converted to a monitoring well

PROJECT NAME Turk Hill Park
PROJECT LOCATION 1000 Turk Hill Road, Fairport, New York
GROUND ELEVATION 467.08 ft **HOLE SIZE** 8.25 inches
GROUND WATER LEVELS:
AT TIME OF DRILLING ---
AT END OF DRILLING ---
▼ AFTER DRILLING 7.12 ft / Elev 459.96 ft

GENERAL BH / TP / WELL - GINT STD US LAB.GDT - 4/3/18 14:21 - Z:\GINT\DRILL LOGS\GINT FILES\NEW COLEMAN HOLDINGS - TURK HILL PARK.GPJ

DEPTH (ft)	SAMPLE TYPE NUMBER	RECOVERY %	BLOW COUNTS (N VALUE)	REMARKS	U.S.C.S.	GRAPHIC LOG	MATERIAL DESCRIPTION	ENVIRONMENTAL DATA	WELL DIAGRAM
0									Casing Top Elev: 466.66 (ft) Casing Type: Schedule 40 PVC
5					SW		(SW) Hand cleared with air knife to avoid utilities		
	SS	10	1-2-1-2 (3)		GP		(GP) Brown, angular gravel, very poor recovery	PID = 1.5	
	SS	75	1-1-1-2 (2)	Sample = SB-04S (7' - 9')	SP-SM		(SP-SM) Brown, silty sand, with fine to coarse gravel. The bottom third of the spoon grades to dry, damp, gray weathered shale	PID = 6.1	
	SS	50	5-3-4-6 (7)	Sample = SB-04S (9' 11')			Gray to olive gray, gravelly weathered shale	PID = 6.1	# 0 filter pack sand Well screen 0.010", 2" diameter
14.1							Driller advanced hollow stem augers to 14.1' bgs, likely remains weathered shale to depth	PID = 1.6	

Bottom of borehole at 14.1 feet.



CLIENT New Coleman Holdings
PROJECT NUMBER 152918
DATE STARTED 10/5/15 **COMPLETED** 10/5/15
DRILLING CONTRACTOR Parratt Wolff
DRILLING METHOD Hollow Stem Auger 2"
LOGGED BY KCC **CHECKED BY** HAF
NOTES Soil boring converted to a monitoring well

PROJECT NAME Turk Hill Park
PROJECT LOCATION 1000 Turk Hill Road, Fairport, New York
GROUND ELEVATION 466.85 ft **HOLE SIZE** 8.25 inches
GROUND WATER LEVELS:
AT TIME OF DRILLING ---
AT END OF DRILLING 9.00 ft / Elev 457.85 ft Approximate
AFTER DRILLING 14.45 ft / Elev 452.40 ft

GENERAL BH / TP / WELL - GINT STD US LAB.GDT - 4/3/18 14:21 - Z:\GINT\DRILL LOGS\GINT NEW COLEMAN HOLDINGS - TURK HILL PARK.GPJ

DEPTH (ft)	SAMPLE TYPE NUMBER	RECOVERY %	BLOW COUNTS (N VALUE)	REMARKS	U.S.C.S.	GRAPHIC LOG	MATERIAL DESCRIPTION	ENVIRONMENTAL DATA	WELL DIAGRAM
0							(SW) Hand cleared with air knife to avoid utilities		Casing Top Elev: 466.41 (ft) Casing Type: Schedule 40 PVC
5					SW				Cement fill and road box Bentonite seal
5.0							461.9		
7.0	SS	45	1-8-1-8 (9)	Sample = SB-5S (8' - 9')	SP		(SP) Brown, fine sand, loose, damp to moist, no staining, no odor	PID = 0.1 PID = 0.4	
9.0	SS	65	4-12-6-6 (18)		SP		(SP) Olive brown, silty fine sand, little fine gravel, trace clay, no staining, no odor, moist	PID = 0.1	
11.0	SS	60	6-17-23-15 (40)		SP		(SP) Olive brown, silty fine sand, little fine gravel, trace clay, no staining, no odor, wet	PID = 0.1 PID = 0	
13.0	SS	65	13-14-34-150 (48)				Reddish brown to olive brown, weathered shale, dry to damp, no staining, no odor	PID = 0	
15.0	SS	30	150-150-150-150 (300)				Reddish brown, weathered shale, dry, no staining, no odor	PID = 0.1	# 0 filter pack sand Well screen 0.010", 2" diameter
17.0	SS	75	21-27-16-30 (43)				Reddish brown to olive brown, weathered shale, dry to damp, no staining, no odor	PID = 0	
19.0	SS	35	32-150-150-150 (300)				Dark reddish brown, weathered shale, damp, no staining, no odor	PID = 0.1	
21.0	SS	15	100-100-100-100 (200)	Sample = SB-5S (20' - 22')			Greenish to gray weathered shale, no staining, no odor	PID = 0	
23.0	SS	45	30-75-75-75 (150)				Dark reddish brown, mottled, weathered shale, no staining, no odor	PID = 0.1	
25.0	SS		28-75-75-75 (150) 28-63				Olive brown to olive gray, weathered shale, damp, very dense, no staining, no odor	PID = 0.1	
Bottom of borehole at 25.0 feet.								PID = 0.1	



CLIENT New Coleman Holdings
PROJECT NUMBER 152918
DATE STARTED 1/4/16 **COMPLETED** 1/4/16
DRILLING CONTRACTOR Parratt Wolff
DRILLING METHOD Hollow Stem Auger 2"
LOGGED BY KCC **CHECKED BY** HAF
NOTES Soil boring converted to a monitoring well

PROJECT NAME Turk Hill Park
PROJECT LOCATION 1000 Turk Hill Road, Fairport, New York
GROUND ELEVATION 466.47 ft **HOLE SIZE** 8.25 inches
GROUND WATER LEVELS:
AT TIME OF DRILLING ---
AT END OF DRILLING ---
AFTER DRILLING --- Dry!

GENERAL BH / TP / WELL - GINT STD US LAB.GDT - 4/3/18 14:21 - Z:\GINT\DRILL LOGS\GINT FILES\NEW COLEMAN HOLDINGS - TURK HILL PARK.GPJ

DEPTH (ft)	SAMPLE TYPE NUMBER	RECOVERY %	BLOW COUNTS (N VALUE)	REMARKS	U.S.C.S.	GRAPHIC LOG	MATERIAL DESCRIPTION	ENVIRONMENTAL DATA	WELL DIAGRAM
0							(SW) Hand cleared with air knife to avoid utilities		Casing Top Elev: 466.15 (ft) Casing Type: Schedule 40 PVC
5	SS	15	3-5-6-7 (11)		SW	[Dotted pattern]	5.0 461.5	PID = 3.4	<p>← Cement fill and road box ← Bentonite seal ← # 0 filter pack sand Well screen 0.010", 2" diameter</p>
	SS	5	3-5-5-5 (10)		SW-SM	[Dotted pattern]	7.0 459.5	PID = 3	
	SS	50	8-11-11-12 (22)	Sample = SB-06S (9 - 11')	SW-SM	[Dotted pattern]	9.0 457.5	PID = 2.6	
	SS	45	5-4-15-75 (19)	Sample = SB-06S (11 - 13')		[Horizontal lines]	10.0 456.5 11.0 455.5	PID = 1.1	
						[Horizontal lines]	13.0 453.5	PID = 1.3	

Bottom of borehole at 14.3 feet.



CLIENT New Coleman Holdings
PROJECT NUMBER 152918
DATE STARTED 1/5/16 **COMPLETED** 1/5/16
DRILLING CONTRACTOR Parratt Wolff
DRILLING METHOD Hollow Stem Auger 2"
LOGGED BY KCC **CHECKED BY** HAF
NOTES Soil boring converted to a monitoring well

PROJECT NAME Turk Hill Park
PROJECT LOCATION 1000 Turk Hill Road, Fairport, New York
GROUND ELEVATION 466.47 ft **HOLE SIZE** 8.25 inches
GROUND WATER LEVELS:
AT TIME OF DRILLING ---
AT END OF DRILLING ---
▼ AFTER DRILLING 14.10 ft / Elev 452.37 ft

GENERAL BH / TP / WELL - GINT STD US LAB.GDT - 4/3/18 14:21 - Z:\GINT\DRILL LOGS\GINT NEW COLEMAN HOLDINGS - TURK HILL PARK.GPJ

DEPTH (ft)	SAMPLE TYPE NUMBER	RECOVERY %	BLOW COUNTS (N VALUE)	REMARKS	U.S.C.S.	GRAPHIC LOG	MATERIAL DESCRIPTION	ENVIRONMENTAL DATA	WELL DIAGRAM
0							(SW) Hand cleared with air knife to avoid utilities		Casing Top Elev: 466.03 (ft) Casing Type: Schedule 40 PVC
5.0					SW				
5.0	SS	40	2-2-3-5 (5)		SW-SM		(SW-SM) Reddish brown, sandy silt, little fine gravel, trace clay, damp to moist, loose	PID = 1.2	
7.0					SW-SM		(SW-SM) Reddish brown, silty sand, some fine to coarse gravel, subangular to angular, little clay, moist, loose	PID = 1.2	
9.0	SS	50	5-5-4-4 (9)		ML		(ML) Brown to reddish brown, gravelly silty sand, little clay, very stiff, moist to wet	PID = 9	
10.0	SS	20	6-6-12-15 (18)	Sample = SB-6M (9' - 11')	ML		(ML) Brown to reddish brown, gravelly silty sand, little clay, very stiff, moist to wet	PID = 2.5	
11.0					ML		(ML) Brown to reddish brown, gravelly silty sand, little clay, very stiff, moist to wet	PID = 2.5	
11.4	SS	65	16-24-83-83 (107)	Sample = SB-6M (11' - 13')			Gray to olive brown, weathered shale	PID = 2.1	
13.0							Driller could not recover spoons beyond 13' bgs. Lithology is likely shale to depth		Bentonite seal
22.0									# 0 filter pack sand Well screen 0.010", 2" diameter

Bottom of borehole at 22.0 feet.



CLIENT New Coleman Holdings
PROJECT NUMBER 152918
DATE STARTED 1/6/16 **COMPLETED** 1/6/16
DRILLING CONTRACTOR Parratt Wolff
DRILLING METHOD Hollow Stem Auger 2"
LOGGED BY KCC **CHECKED BY** HAF
NOTES Soil boring converted to a monitoring well

PROJECT NAME Turk Hill Park
PROJECT LOCATION 1000 Turk Hill Road, Fairport, New York
GROUND ELEVATION 466.47 ft **HOLE SIZE** 8.25 inches
GROUND WATER LEVELS:
AT TIME OF DRILLING ---
AT END OF DRILLING ---
AFTER DRILLING --- Dry well

DEPTH (ft)	SAMPLE TYPE NUMBER	RECOVERY %	BLOW COUNTS (N VALUE)	REMARKS	U.S.C.S.	GRAPHIC LOG	MATERIAL DESCRIPTION	ENVIRONMENTAL DATA	WELL DIAGRAM
0							(SW) Hand cleared with air knife to avoid utilities		Casing Top Elev: 466.1 (ft) Casing Type: Schedule 40 PVC
5					SW				
	SS	0	3-3-2-2 (5)				No recovery in split spoon		
	SS	40	3-4-9-10 (13)		SW-SM		(SW-SM) Brown to rusty brown, silty sand, with some fine to coarse gravel, trace of clay, no staining or odor	PID = 0.9	
	SS	40	6-6-0-11 (6)	Sample = SB-06D (9' - 11')	SW-SM		(SW-SM) Brown to reddish brown, silty sand, some fine to coarse gravel, little clay, moist, medium dense	PID = 1.3	
	SS	40	14-22-83-83 (105)	Sample = SB-06D (11' - 13')			Olive brown to reddish brown, weathered shale, dry, hard, no staining, no odor	PID = 1.3	
15									
	SS	42	9-15-63-63 (78)	Sample = SB-06D (15' - 17')			Reddish brown to gray, thinly bedded shale, dry, hard, no staining or odor	PID = 2	
20									
	SS	40	17-83-83-83 (166)				Olive brown, weathered shale, no staining or odor	PID = 2.3	
25									
	SS	20	5-7-63-63 (70)				Reddish brown, weathered shale, no staining, no odor	PID = 2.3	
30									

GENERAL BH / TP / WELL - GINT STD US LAB.GDT - 4/3/18 14:21 - Z:\GINT\DRILL LOGS\GINT NEW COLEMAN HOLDINGS - TURK HILL PARK.GPJ

← Cement fill, grout and road box

← Bentonite seal

← # 0 filter pack sand



CLIENT New Coleman Holdings

PROJECT NAME Turk Hill Park

PROJECT NUMBER 152918

PROJECT LOCATION 1000 Turk Hill Road, Fairport, New York

DEPTH (ft)	SAMPLE TYPE NUMBER	RECOVERY %	BLOW COUNTS (N VALUE)	REMARKS	U.S.C.S.	GRAPHIC LOG	MATERIAL DESCRIPTION	ENVIRONMENTAL DATA	WELL DIAGRAM
30									
	SS	15	5-8-63-63 (71)				Gray, shale, hard, with red clay, stiff, moisture content is dry to damp	PID = 1.7	
								PID = 1.7	

Bottom of borehole at 34.0 feet.

GENERAL BH / TP / WELL - GINT STD US LAB.GDT - 4/3/18 14:21 - Z:\GINT\DRILL LOGS\GINT FILES\NEW COLEMAN HOLDINGS - TURK HILL PARK.GPJ



CLIENT New Coleman Holdings
PROJECT NUMBER 152918
DATE STARTED 1/4/16 **COMPLETED** 1/4/16
DRILLING CONTRACTOR Parratt Wolff
DRILLING METHOD Hollow Stem Auger 2"
LOGGED BY KCC **CHECKED BY** HAF
NOTES Soil boring converted to a monitoring well

PROJECT NAME Turk Hill Park
PROJECT LOCATION 1000 Turk Hill Road, Fairport, New York
GROUND ELEVATION 466.76 ft **HOLE SIZE** 8.25 inches
GROUND WATER LEVELS:
AT TIME OF DRILLING ---
AT END OF DRILLING ---
AFTER DRILLING --- Dry

GENERAL BH / TP / WELL - GINT STD US LAB.GDT - 4/3/18 14:21 - Z:\GINT\DRILL LOGS\GINT\DRILL LOGS\NEW COLEMAN HOLDINGS - TURK HILL PARK.GPJ

DEPTH (ft)	SAMPLE TYPE NUMBER	RECOVERY %	BLOW COUNTS (N VALUE)	REMARKS	U.S.C.S.	GRAPHIC LOG	MATERIAL DESCRIPTION	ENVIRONMENTAL DATA	WELL DIAGRAM
0							(SW) Hand cleared with air knife to avoid utilities		Casing Top Elev: 466.76 (ft) Casing Type: Schedule 40 PVC
5.0					SW				← Cement fill and road box ← Bentonite seal
5.0	SS	50	2-1-2-2 (3)	Sample = SB-07S (5' - 7')	SW-SM		(SW-SM) Brown silty sand, with some fine to coarse gravel, little clay, no staining or odor, moist, very loose	PID = 0.6	
7.0	SS	10	2-2-6-6 (8)	Sample = SB-07S (7' - 9')	SW-SM		(SW-SM) Brown, silty sand, with some fine to coarse gravel, moist, loose, no staining, no odor	PID = 0.6	
9.0	SS	70	4-6-12-8 (18)	Sample = SB-07S (9' - 11')	SW-SM		(SW-SM) Brown, silty sand, with some fine to coarse gravel, moist, loose, no staining, no odor	PID = 0.5	
10.8							Reddish brown to gray, weathered shale, moist to wet, no staining, no odor	PID = 1.5	
11.0							Olive brown, weathered shale, dry, very dense, no staining, no odor	PID = 0.5	
13.0	SS	15	4-12-83-83 (95)				No spoons recovered beyond 13' bgs. Likely remains shale to depth		← # 0 filter pack sand Well screen 0.010", 2" diameter
14.5									

Bottom of borehole at 14.5 feet.



CLIENT New Coleman Holdings
PROJECT NUMBER 152918
DATE STARTED 12/14/15 **COMPLETED** 12/15/15
DRILLING CONTRACTOR Parratt Wolff
DRILLING METHOD Geoprobe with augers
LOGGED BY KCC **CHECKED BY** HAF
NOTES Soil boring converted to a monitoring well

PROJECT NAME Turk Hill Park
PROJECT LOCATION 1000 Turk Hill Road, Fairport, New York
GROUND ELEVATION 467.26 ft **HOLE SIZE** 8.25 inches
GROUND WATER LEVELS:
AT TIME OF DRILLING ---
AT END OF DRILLING ---
AFTER DRILLING --- Dry

GENERAL BH / TP / WELL - GINT STD US LAB.GDT - 4/3/18 14:21 - Z:\GINT\DRILL LOGS\GINT FILES\NEW COLEMAN HOLDINGS - TURK HILL PARK.GPJ

DEPTH (ft)	SAMPLE TYPE NUMBER	RECOVERY %	REMARKS	U.S.C.S.	GRAPHIC LOG	MATERIAL DESCRIPTION	ENVIRONMENTAL DATA	WELL DIAGRAM
0								Casing Top Elev: 466.9 (ft) Casing Type: Schedule 40 PVC
5				SW		(SW) Hand cleared with air knife to avoid utilities		
5.0		100	Sample = SB-8S (5' - 8')	SM		(SM) Brown silty sand, with little fine to coarse gravel, subangular to angular, little clay, no staining, no odor	PID = 0	
8.0		100		SM		(SM) Brown silty sand, with little fine to coarse gravel, subangular to angular, little clay, no staining, no odor	PID = 0	
12.0		100	Sample = SB-8S (12' - 15.7')	SM		(SM) Brown silty sand, with little fine to coarse gravel, subangular to angular, little clay, no staining, no odor	PID = 0	
12.3						Olive brown to reddish brown, weathered shale, dry, hard, no staining, no odor	PID = 0	
15.7								

Bottom of borehole at 15.7 feet. PID = 0



CLIENT New Coleman Holdings
PROJECT NUMBER 152918
DATE STARTED 10/7/15 **COMPLETED** 10/7/15
DRILLING CONTRACTOR Parratt Wolff
DRILLING METHOD Hollow Stem Auger 2"
LOGGED BY KCC **CHECKED BY** HAF
NOTES Soil boring converted to a monitoring well

PROJECT NAME Turk Hill Park
PROJECT LOCATION 1000 Turk Hill Road, Fairport, New York
GROUND ELEVATION 470.52 ft **HOLE SIZE** 8.25 inches
GROUND WATER LEVELS:
AT TIME OF DRILLING ---
AT END OF DRILLING ---
▼ AFTER DRILLING 13.16 ft / Elev 457.36 ft High PID reading

GENERAL BH / TP / WELL - GINT STD US LAB.GDT - 4/3/18 14:21 - Z:\GINT\DRILL LOGS\GINT FILES\NEW COLEMAN HOLDINGS - TURK HILL PARK.GPJ

DEPTH (ft)	SAMPLE TYPE NUMBER	RECOVERY %	BLOW COUNTS (N VALUE)	REMARKS	U.S.C.S.	GRAPHIC LOG	MATERIAL DESCRIPTION	ENVIRONMENTAL DATA	WELL DIAGRAM
0							(SW) Hand cleared with air knife to avoid utilities		Casing Top Elev: 470.21 (ft) Casing Type: Schedule 40 PVC
5					SW				← Cement fill and road box
									← Bentonite seal
5.0					SW			PID = 844	
6.0	SS	10	2-2		SW		(SW) Black fine to coarse sand, some fine gravel, saturated, very loose, stained with septic or oily odor, very poor recovery	PID = 844	
8.0	SS	10	3-3-3-5 (6)	Sample = SB-9S (6' - 8')	SW		(SW) Black fine to coarse sand, some fine gravel, saturated, very loose, stained with septic or oily odor, sheen observed, very poor recovery	PID = 2000	
10.0	SS	20	1-2-3-4 (5)	Sample = SB-9S (8 - 10')	SW		(SW) Black fine to coarse sand, some fine gravel, saturated, very loose, stained with septic or oily odor, very poor recovery	PID = 2000	
12.0	SS	10	1-1-1-1 (2)	Sample = SB-9S (10 - 12')	SM		(SW) Black fine to coarse sand, some fine gravel, saturated, very loose, stained with septic or oily odor, very poor recovery	PID = 1786	
14.0	SS	35	1-3-5-11 (8)				(SM) Brown, fine to coarse sand, some silt, little fine gravel, saturated, very loose, saturated	PID = 1701	
16.0	SS	80	7-7-21-63 (28)				Greenish weathered shale, loose, dry, no staining, very stiff, thinly bedded, may have small portions of slough in sample	PID = 1705	← # 0 filter pack sand Well screen 0.010", 2" diameter
							No recovery		
							Bottom of borehole at 16.0 feet.		



CLIENT New Coleman Holdings
PROJECT NUMBER 152918
DATE STARTED 10/7/15 **COMPLETED** 10/7/15
DRILLING CONTRACTOR Parratt Wolff
DRILLING METHOD Hollow Stem Auger 2"
LOGGED BY KCC **CHECKED BY** HAF
NOTES Soil boring converted to a monitoring well

PROJECT NAME Turk Hill Park
PROJECT LOCATION 1000 Turk Hill Road, Fairport, New York
GROUND ELEVATION 471.21 ft **HOLE SIZE** 8.25 inches
GROUND WATER LEVELS:
AT TIME OF DRILLING ---
AT END OF DRILLING ---
AFTER DRILLING --- Dry

GENERAL BH / TP / WELL - GINT STD US LAB.GDT - 4/3/18 14:21 - Z:\GINT\DRILL LOGS\GINT NEW COLEMAN HOLDINGS - TURK HILL PARK.GPJ

DEPTH (ft)	SAMPLE TYPE NUMBER	RECOVERY %	BLOW COUNTS (N VALUE)	REMARKS	U.S.C.S.	GRAPHIC LOG	MATERIAL DESCRIPTION	ENVIRONMENTAL DATA	WELL DIAGRAM
0							(SW) Hand cleared with air knife to avoid utilities		Casing Top Elev: 470.79 (ft) Casing Type: Schedule 40 PVC
5					SW				Cement fill and road box
									Bentonite seal
	SS	10	11-10				5.0 Almost no recovery, chunk of coarse gravel in drive shoe	PID = 4.8 466.2	
	SS	70	16-10-12-17 (22)		SM		6.0 (SM) Brown, fine to medium sand and silt, with fine to coarse gravel, no staining, no odor	PID = 2.3 465.2	
	SS	70	9-18-14-17 (32)		SM		8.0 (SM) Brown, fine to medium sand and silt, with fine to coarse gravel, no staining, no odor	PID = 1.7 463.2	
10	SS	90	11-11-6-12 (17)	Sample = SB-10S (10' - 12')	SM		10.0 (SM) Brown, to greenish, silty sand, with some fine to coarse gravel, subangular to angular, very stiff, moist	PID = 1.7 461.2	
	SS	90	14-21-18-63 (39)		SM		12.0 (SM) Brown, silty sand, with some fine to coarse gravel, dense, very moist	PID = 2.9 459.2	# 0 filter pack sand
	SS		20-10-11-10 (21)	Sample = SB-10S (14' - 16')			13.6 Gray, thinly bedded shale	PID = 4 457.6	Well screen 0.010", 2" diameter
15	SS		27-27-15-10 (42)	Sample = SB-10S (16' - 18') - Duplicate 02 taken here			14.0 Reddish brown to green, weathered shale, no staining, no odor, moist to very moist	PID = 12 457.2	
							16.0 Reddish brown to green, weathered shale, no staining, no odor, moist to very moist	PID = 8.5 455.2	
							18.0 Bottom of borehole at 18.0 feet.	453.2	



CLIENT New Coleman Holdings
PROJECT NUMBER 152918
DATE STARTED 10/2/15 **COMPLETED** 10/2/15
DRILLING CONTRACTOR Parratt Wolff
DRILLING METHOD Hollow Stem Auger 2"
LOGGED BY KCC **CHECKED BY** HAF
NOTES Soil boring converted to a monitoring well

PROJECT NAME Turk Hill Park
PROJECT LOCATION 1000 Turk Hill Road, Fairport, New York
GROUND ELEVATION 480.04 ft **HOLE SIZE** 8.25 inches
GROUND WATER LEVELS:
AT TIME OF DRILLING ---
AT END OF DRILLING ---
AFTER DRILLING --- Dry

GENERAL BH / TP / WELL - GINT STD US LAB.GDT - 4/3/18 14:21 - Z:\GINT\DRILL LOGS\GINT NEW COLEMAN HOLDINGS - TURK HILL PARK.GPJ

DEPTH (ft)	SAMPLE TYPE NUMBER	RECOVERY %	BLOW COUNTS (N VALUE)	REMARKS	U.S.C.S.	GRAPHIC LOG	MATERIAL DESCRIPTION	ENVIRONMENTAL DATA	WELL DIAGRAM
0							(SW) Hand cleared with with air knife to avoid utilities		Casing Top Elev: 479.41 (ft) Casing Type: Schedule 40 PVC
5	SS	15	7-10-11-14 (21)		SW	[Dotted pattern]	5.0 475.0 7.0 473.0 (SM) Brown, fine sand, some silt, little fine to coarse gravel (subangular), trace of clay, no staining, no odor	PID = 0.5 PID = 0.5	Cement fill, grout and road box
10	SS	50	5-4-7-10 (11)		SM	[Vertical lines pattern]	10.0 470.0 12.0 468.0 (SM) Gray, fine sand, some silt, little fine to coarse gravel, trace of clay, no staining, no odor, damp to moist, stiff	PID = 0 PID = 0	Bentonite seal
15	SS	50	7-11-16-63 (27)		SW-SM	[Dotted pattern]	15.0 465.0 17.0 463.0 (SW-SM) Brown to medium gray, gravelly, fine to medium sand, little silt, gravel is angular to subangular, dry, dense	PID = 0.1 PID = 0.1	# 0 filter pack sand
20	SS	25	17-26-63-63 (89)		SW-SM	[Dotted pattern]	18.0 462.0 20.0 460.0 (SW-SM) Brown to medium gray, gravelly, fine to medium sand, little silt, gravel is angular to subangular, dry, dense	PID = 0.1 PID = 0	Well screen 0.010", 2" diameter
22	SS	20	4-63-63-63 (126)	Sample = MW-11S (20' - 22')		[Horizontal lines pattern]	22.0 458.0 Gray, weathered shale, dry, very dense, no staining, no odor	PID = 0	
24	SS	50	32-63-63-63 (126)	Sample = MW-11S (22' - 24') - Duplicate 01		[Horizontal lines pattern]	24.0 456.0 Gray, weathered shale, wet to saturated as grades down, very dense, no staining, no odor	PID = 0	
25	SS		63-63			[Horizontal lines pattern]	25.0 455.0 Dark reddish brown, weathered shale, dry, thinly bedded, no stain, no odor	PID = 0	
Bottom of borehole at 25.0 feet.									



CLIENT New Coleman Holdings
PROJECT NUMBER 152918
DATE STARTED 10/1/15 **COMPLETED** 10/1/15
DRILLING CONTRACTOR Parratt Wolff
DRILLING METHOD Hollow Stem Auger 2"
LOGGED BY KCC **CHECKED BY** HAF
NOTES Soil boring converted to a monitoring well

PROJECT NAME Turk Hill Park
PROJECT LOCATION 1000 Turk Hill Road, Fairport, New York
GROUND ELEVATION 479.81 ft **HOLE SIZE** 8.25 inches
GROUND WATER LEVELS:
AT TIME OF DRILLING ---
AT END OF DRILLING 21.00 ft / Elev 458.81 ft
AFTER DRILLING 27.20 ft / Elev 452.61 ft

DEPTH (ft)	SAMPLE TYPE NUMBER	RECOVERY %	BLOW COUNTS (N VALUE)	REMARKS	U.S.C.S.	GRAPHIC LOG	MATERIAL DESCRIPTION	ENVIRONMENTAL DATA	WELL DIAGRAM
0							(SW) Hand cleared with air knife to avoid utilities		Casing Top Elev: 479.44 (ft) Casing Type: Schedule 40 PVC
5	SS	45	8-11-10-9 (21)		SW	[Dotted pattern]	5.0 474.8 (SM) Fill; Brown to reddish brown, sand and silt, some fine to coarse gravel, trace clay, firm, moist, no stain, no odor	PID = 0.1	<p>Cement fill, grout and road box</p>
7							7.0 472.8	PID = 0.1	
10							10.0 469.8	PID = 0	
12	SS	45	10-8-14-22 (22)		SM	[Dotted pattern]	12.0 467.8 (SM) Gray, gravelly silty sand, little clay, trace fine to coarse gravel. Subangular to angular thin parting of shale in spoon. Medium dense, dry,	PID = 0	
14							14.0 465.8	PID = 0	
15	SS	55	15-10-63-63 (73)		SM	[Dotted pattern]	16.0 463.8 (SM) Brownish gray, gravelly silty sand, sand if coarse, gravel is fine to coarse and subangular to angular. Thin parting of limey shale in spoon. Medium density, no staining, no odor.	PID = 0.1	
20							20.0 459.8	PID = 0.1	

GENERAL BH / TP / WELL - GINT STD US LAB.GDT - 4/3/18 14:21 - Z:\GINT\DRILL LOGS\GINT FILES\NEW COLEMAN HOLDINGS - TURK HILL PARK.GPJ



CLIENT New Coleman Holdings

PROJECT NAME Turk Hill Park

PROJECT NUMBER 152918

PROJECT LOCATION 1000 Turk Hill Road, Fairport, New York

GENERAL BH / TP / WELL - GINT STD US LAB.GDT - 4/3/18 14:21 - Z:\GINT\DRILL LOGS\GINT NEW COLEMAN HOLDINGS - TURK HILL PARK.GPJ

DEPTH (ft)	SAMPLE TYPE NUMBER	RECOVERY %	BLOW COUNTS (N VALUE)	REMARKS	U.S.C.S.	GRAPHIC LOG	MATERIAL DESCRIPTION	ENVIRONMENTAL DATA	WELL DIAGRAM
20									
	SS	60	6-3-12-36 (15)	Sample = MW-11M (20' - 22')	SM		(SM) Unweathered bedrock, gravelly silty sand, some fine to coarse subangular to angular gravel, with little clay, 457.8	PID = 0	
	SS	40	6-36-37-12 (73)		ML		(ML) Greenish silt, some sand, moist, very dense, no stain, no odor, 455.8	PID = 0	
					CL		(CL) Olive gray, silty clay, with gravel, wet, hard, 455.3	PID = 0	
25	SS	70	8-40-63-63 (103)				Dark reddish brown to green, weathered shale, damp, hard, no staining, no odor, 453.8		
	SS	35	20-63-63-63 (126)				Olive brown to tan, weatehred shale, some fine to coarse - subangular to angular gravel, wet to moist, hard, no staining, no odor, 451.8	PID = 0	
	SS	25	63-63-63-63 (126)	Sample = MW-11M (28' - 30')			Reddish brown, thinly bedded, weathered shale, moist, hard, no staining, no odor, 449.8	PID = 0	
30	SS	15	63-63-63-63 (126)				Reddish brown, thinly bedded, weathered shale, moist, hard, no staining, no odor, 447.8	PID = 0	
	SS	17	63-63-63-63 (126)				Reddish brown, thinly bedded, weathered shale, moist, hard, no staining, no odor, 445.8	PID = 0	
	SS	10	125-125-125-125 (250)				Gray, weathered shale, very moist to wet, hard, no stain, no odor, 443.8	PID = 0	
35	SS	19	84-84-84-84/1"				Green, weathered shale, very moist to wet, hard, no stain, no odor, 442.2	PID = 0	
Bottom of borehole at 37.6 feet.								PID = 0	

← Bentonite seal

← # 0 filter pack sand

← Well screen 0.010", 2" diameter



CLIENT New Coleman Holdings
PROJECT NUMBER 152918
DATE STARTED 9/29/15 **COMPLETED** 9/30/15
DRILLING CONTRACTOR Parratt Wolff
DRILLING METHOD Hollow Stem Auger 2"
LOGGED BY KCC **CHECKED BY** HAF
NOTES Soil boring converted a monitoring well

PROJECT NAME Turk Hill Park
PROJECT LOCATION 1000 Turk Hill Road, Fairport, New York
GROUND ELEVATION 479.59 ft **HOLE SIZE** 8.25 inches
GROUND WATER LEVELS:
AT TIME OF DRILLING ---
AT END OF DRILLING 20.00 ft / Elev 459.59 ft Not static water level
AFTER DRILLING 27.20 ft / Elev 452.39 ft

GENERAL BH / TP / WELL - GINT STD US LAB.GDT - 4/3/18 14:21 - Z:\GINT\DRILL LOGS\GINT FILES\NEW COLEMAN HOLDINGS - TURK HILL PARK.GPJ

DEPTH (ft)	SAMPLE TYPE NUMBER	RECOVERY %	BLOW COUNTS (N VALUE)	REMARKS	U.S.C.S.	GRAPHIC LOG	MATERIAL DESCRIPTION	ENVIRONMENTAL DATA	WELL DIAGRAM
0							(SW) Hand cleared with air knife to avoid utilities		Casing Top Elev: 479.11 (ft) Casing Type: Schedule 40 PVC
5				PID affected by moisture, readings are very skewed	SW				
5.0							474.6		
6.0	SS	60	7-9		SM		(SM) Brown fine sand, with some fine Silt, trace fine gravel, moist, no odor, no staining	PID = 0	
6.0							473.6		
6.8	SS	75	22-15-15-14 (30)		SM		(SM) Brown fine sand, with some fine Silt, trace fine gravel, moist, no odor, no staining	PID = 0	
6.8							472.8		
8.0					ML		(ML) Tan to reddish brown, silt and fine to coarse gravel, no odor, no staining		
8.0							471.6		
8.8	SS	80	6-10-9-15 (19)		ML		(ML) Tan to reddish brown, silt and fine to coarse gravel, no odor, no staining	PID = 0	
8.8							470.8		
10.0					ML		(ML) Brown, silt and fine to coarse sand, with some fine to coarse gravel (subround to angular), no stain, no odor	PID = 0	
10.0							469.6		
12.0	SS	75	5-2-3-1 (5)		SM		(SM) Olive brown, sand, and silt, some fine to coarse gravel (angular to subangular), no stain, no odor	PID = 0	
12.0							467.6		
14.0	SS	65	15-11-8-14 (19)		SM		(SM) Olive brown, fine to coarse sand, fine to coarse gravel, subround to angular, moist, hard, no stain, no odor	PID = 0	
14.0							465.6		
14.3					SM		(SM) Olive brown, fine to coarse sand, fine to coarse gravel, subround to angular, moist, hard, no stain, no odor	PID = 0	
14.3							465.3		
16.0	SS	85	7-9-15-7 (24)		CL		(CL) Grayish brown, clayey silt, thin partings of red weathered shale, moist, very stiff, no stain, no odor	PID = 0	
16.0							463.6		
	SS	35	15-7-63-63 (70)						

(Continued Next Page)



CLIENT New Coleman Holdings

PROJECT NAME Turk Hill Park

PROJECT NUMBER 152918

PROJECT LOCATION 1000 Turk Hill Road, Fairport, New York

GENERAL BH / TP / WELL - GINT STD US LAB.GDT - 4/3/18 14:21 - Z:\GINT\DRILL LOGS\GINT NEW COLEMAN HOLDINGS - TURK HILL PARK.GPJ

DEPTH (ft)	SAMPLE TYPE NUMBER	RECOVERY %	BLOW COUNTS (N VALUE)	REMARKS	U.S.C.S.	GRAPHIC LOG	MATERIAL DESCRIPTION	ENVIRONMENTAL DATA	WELL DIAGRAM
20	SS	75	12-46-63-63 (109)		SM	18.0	Poor recovery, olive brown, silty sand, little fine to coarse, angular gravel, weathered shale, no stain, no odor (continued) (SM) Gray, fine sand, and silt, little fine to coarse gravel, gravel is subangular to angular, with thin partings of weathered shale, dry, hard, no stain, no odor	PID = 0	
	SS	60	7-8-63-63 (71)		SP-SC	20.0	(SP-SC) Poorly graded sand with clay and gravel - Gray brown, Sand, some fine to coarse gravel, gravel is sub angular to angular, little clay (in thin partings), wet, hard, no stains, no odor.	PID = 0.6	
	SS	65	5-13-30-63 (43)	Sample = MW-11D (22' - 24')	SP-SC	22.0	(SP-SC) Poorly graded sand with clay and gravel - Gray brown to red, Sand, some fine to coarse gravel, gravel is sub angular to angular, little clay (in thin partings), wet, hard, no stains, no odor.	PID = 8.3	
25	SS	55	43-84-84-84 (168)			24.0	Six inches of saturated, olive gray, clayey sand and gravel, some clay, over dark to medium reddish brown, silt and clay (weathered shale)	PID = 240	
	SS	30	84-84-84-84 (168)			26.0	Light grayish brown, saturated, fine to coarse gravel, gravel is subangular to angular, silty sand, with some clay, weathered bedrock, no staining, no odor	PID = 240	
	SS	50	44-125-125-125 (250)	Sample = MW-11D (28' - 30')		28.0	One and half inch thick, wet loose, grayish, fine to coarse fine to coarse sand, lens, over, wet, hard, olive brown to reddish, brown gravelly silty clay, (weathered bedrock)	PID = 0	
30	SS	50	125-125-125-125 (250)			30.0	Saturated, loose, grayish, fine to coarse fine to coarse sand, lens, over, wet, hard, tan to reddish, brown gravelly silty clay, (weathered bedrock)	PID = 299	
	SS	30	63-63-63-63 (126)			32.0	Saturated, loose, grayish, fine to coarse fine to coarse sand, lens, over, wet, hard, tan to reddish, brown gravelly silty clay, (weathered bedrock)	PID = 67.4	
35	SS	30	63-63-63-63 (126)			34.0	Saturated, loose, grayish, fine to coarse fine to coarse sand, lens, over, wet, hard, tan to reddish, brown gravelly silty clay, (weathered bedrock)	PID = 880	
	SS	25	63-63-63-63 (126)	Sample = MW-11D (36' - 38')		36.0	Saturated, loose, grayish, fine to coarse fine to coarse sand, lens, over, wet, hard, tan to reddish, brown gravelly silty clay, (weathered bedrock)	PID = 231	

(Continued Next Page)



CLIENT New Coleman Holdings

PROJECT NAME Turk Hill Park

PROJECT NUMBER 152918

PROJECT LOCATION 1000 Turk Hill Road, Fairport, New York

GENERAL BH / TP / WELL - GINT STD US LAB.GDT - 4/3/18 14:21 - Z:\GINT\DRILL LOGS\GINT NEW COLEMAN HOLDINGS - TURK HILL PARK.GPJ

DEPTH (ft)	SAMPLE TYPE NUMBER	RECOVERY %	BLOW COUNTS (N VALUE)	REMARKS	U.S.C.S.	GRAPHIC LOG	MATERIAL DESCRIPTION	ENVIRONMENTAL DATA	WELL DIAGRAM
38.0							441.6	PID = 2321	
40.0	SS	25	250-250-250-250 (500)				Saturated, loose, grayish, fine to coarse fine to coarse sand, lens, over, wet, hard, tan to reddish, brown gravelly silty clay, (weathered bedrock)		
40.0							439.6	PID = 0	
42.0	SS	10	63-63-63-63 (126)				Saturated, loose, grayish, fine to coarse fine to coarse sand, lens, over, wet, hard, tan to reddish, brown gravelly silty clay, (weathered bedrock)		
42.0							437.6	PID = 0	
44.0	SS	5	63-63-63-63 (126)				Greenish, Platy Shale		
44.0							435.6	PID = 0	
45.0	SS	17	250-250-250-250 (500)		CL		(CL) Dark gray clay and shale, shale is platy in very thin layers, damp, stiff		# 0 filter pack sand
46.0							433.6	PID = 0	Well screen 0.010", 2" diameter
48.0	SS	30	250-250-250-250 (500)				Gray clay, over thinly bedded shale, moist, stiff		
48.0							431.6	PID = 0	
50.0	SS	17	250-250-250-250 (500)				Reddish brown, clay, over thinly bedded shale, moist, stiff		
50.0							429.6	PID = 0	

Bottom of borehole at 50.0 feet. PID = 0



CLIENT New Coleman Holdings
PROJECT NUMBER 152918
DATE STARTED 10/6/15 **COMPLETED** 10/6/15
DRILLING CONTRACTOR Parratt Wolff
DRILLING METHOD Hollow Stem Auger 2"
LOGGED BY KCC **CHECKED BY** HAF
NOTES Soil boring converted to a monitoring well

PROJECT NAME Turk Hill Park
PROJECT LOCATION 1000 Turk Hill Road, Fairport, New York
GROUND ELEVATION 481.97 ft **HOLE SIZE** 8.25 inches
GROUND WATER LEVELS:
AT TIME OF DRILLING ---
AT END OF DRILLING 9.50 ft / Elev 472.47 ft
AFTER DRILLING 3.84 ft / Elev 478.13 ft

GENERAL BH / TP / WELL - GINT STD US LAB.GDT - 4/3/18 14:21 - Z:\GINT\DRILL LOGS\GINT FILES\NEW COLEMAN HOLDINGS - TURK HILL PARK.GPJ

DEPTH (ft)	SAMPLE TYPE NUMBER	RECOVERY %	BLOW COUNTS (N VALUE)	REMARKS	U.S.C.S.	GRAPHIC LOG	MATERIAL DESCRIPTION	ENVIRONMENTAL DATA	WELL DIAGRAM
0							(SW) Hand cleared with air knife to avoid utilities		Casing Top Elev: 481.44 (ft) Casing Type: Schedule 40 PVC
5					SW				Cement fill, grout and road box
5.0							▼		
5.0					SM		(SM) Brown, fine sand, some silt, fine to coarse gravel (subangular), moist, no staining, no odor	PID = 0.1	Bentonite seal
6.0	SS	70	4-14						
6.0					SM		(SM) Brown, fine sand, some fine to coarse gravel, little silt, no staining, no odor, moist to very moist, dense,	PID = 0.6	
8.0	SS	85	10-14-21-18 (35)						
8.0					SM		(SM) Grayish Brown, fine sand, some fine to coarse gravel, little silt, no staining, no odor, wet, dense	PID = 0.1	
10.0	SS	100	21-26-14-12 (40)	Sample = SB-12S (8' - 10')			▼		
10.0					SM		(SM) Grayish brown, fine sand, fine to coarse gravel, some silt, medium dense, wet, no staining, no odor	PID = 0.2	
12.0	SS	50	9-11-10-14 (21)						
12.0					GM		(GM) Olive brown, fine to coarse gravel (subangular), and silt, very wet, very dense, no staining, no odor	PID = 0.1	# 0 filter pack sand
14.0	SS	45	14-21-17-16 (38)						Well screen 0.010", 2" diameter
14.0					GM		(GM) Olive brown, fine to coarse gravel (subangular), and silt, very wet, very dense, no staining, no odor	PID = 0.2	
16.0	SS	45	11-15-18-18 (33)						
16.0					GM		(GM) Olive brown, fine to coarse gravel (subangular), and silt, very wet, very dense, no staining, no odor	PID = 0.1	
16.4	SS	63	25-34-125-125 (159)	Sample = SB-12S (16' - 18')					
16.4					GM		(GM) Olive brown, fine to coarse gravel (subangular), and silt, very wet, very dense, no staining, no odor	PID = 0.1	
18.0							Gray, weathered shale, thinly bedded, damp, very dense, no staining, no odor		
18.0							Bottom of borehole at 18.0 feet.		



CLIENT New Coleman Holdings

PROJECT NAME Turk Hill Park

PROJECT NUMBER 152918

PROJECT LOCATION 1000 Turk Hill Road, Fairport, New York

DATE STARTED 9/25/15 **COMPLETED** 9/29/15

GROUND ELEVATION 469.22 ft **HOLE SIZE** inches

DRILLING CONTRACTOR Parratt Wolff

GROUND WATER LEVELS:

DRILLING METHOD Hand clearing

AT TIME OF DRILLING ---

LOGGED BY EAM **CHECKED BY** HAF

AT END OF DRILLING ---

NOTES Well abandoned, could not be hand cleared

AFTER DRILLING ---

DEPTH (ft)	SAMPLE TYPE NUMBER	GRAPHIC LOG	MATERIAL DESCRIPTION
0			

Building Footer. Hole abandoned, could not complete hand clearing
Bottom of borehole at 3.5 feet.



CLIENT New Coleman Holdings
PROJECT NUMBER 152918
DATE STARTED 10/13/15 **COMPLETED** 10/13/15
DRILLING CONTRACTOR Parratt Wolff
DRILLING METHOD Hollow Stem Auger 2"
LOGGED BY KCC **CHECKED BY** HAF
NOTES Soil boring converted to a monitoring well

PROJECT NAME Turk Hill Park
PROJECT LOCATION 1000 Turk Hill Road, Fairport, New York
GROUND ELEVATION 469.4 ft **HOLE SIZE** 8.25 inches
GROUND WATER LEVELS:
AT TIME OF DRILLING ---
AT END OF DRILLING ---
AFTER DRILLING --- Dry

GENERAL BH / TP / WELL - GINT STD US LAB.GDT - 4/3/18 14:21 - Z:\GINT\DRILL LOGS\GINT\NEW COLEMAN HOLDINGS - TURK HILL PARK.GPJ

DEPTH (ft)	SAMPLE TYPE NUMBER	RECOVERY %	BLOW COUNTS (N VALUE)	REMARKS	U.S.C.S.	GRAPHIC LOG	MATERIAL DESCRIPTION	ENVIRONMENTAL DATA	WELL DIAGRAM
0							(SW) Hand cleared with air knife to avoid utilities		Casing Top Elev: 469.09 (ft) Casing Type: Schedule 40 PVC
5		100	1-3		SW	[Dotted pattern]			← Cement fill, grout and road box
		33	4-4-20-30 (24)		SW	[Horizontal lines]	(SW) Brown to olive brown, fine to medium sand, little coarse gravel, trace silt, no staining, no odor, moist	PID = 0.2	← Bentonite seal
		25	15-14-20-14 (34)	Sample = SB-14S (8' - 10')		[Horizontal lines]	Greenish gray weathered shale, dry, dense, no staining, no odor	PID = 0.3	
		100	5-6-12-15 (18)	Sample = SB-14S (10' - 12')		[Horizontal lines]	Greenish gray weathered shale, dry, dense, no staining, no odor	PID = 0.2	
		100	14-26-16-17 (42)			[Horizontal lines]	Greenish gray to red-brown, weathered shale, moist to wet,	PID = 0.1	← # 0 filter pack sand
		83	24-42-63-63 (105)			[Horizontal lines]	Reddish brown to tan weathered shale, becomes moist to dry with depth, no staining, no odor	PID = 0	Well screen 0.010", 2" diameter
15						[Horizontal lines]	Reddish brown to tan weathered shale, moist to dry, no staining, no odor	PID = 0.1	

Bottom of borehole at 16.0 feet.



CLIENT New Coleman Holdings
PROJECT NUMBER 152918
DATE STARTED 12/17/15 **COMPLETED** 12/17/15
DRILLING CONTRACTOR Parratt Wolff
DRILLING METHOD Geoprobe with augers
LOGGED BY KCC **CHECKED BY** HAF
NOTES Soil boring converted to a monitoring well

PROJECT NAME Turk Hill Park
PROJECT LOCATION 1000 Turk Hill Road, Fairport, New York
GROUND ELEVATION 469.81 ft **HOLE SIZE** 8.25 inches
GROUND WATER LEVELS:
AT TIME OF DRILLING ---
AT END OF DRILLING ---
AFTER DRILLING --- Dry

GENERAL BH / TP / WELL - GINT STD US LAB.GDT - 4/3/18 14:21 - Z:\GINT\DRILL LOGS\GINT FILES\NEW COLEMAN HOLDINGS - TURK HILL PARK.GPJ

DEPTH (ft)	SAMPLE TYPE NUMBER	RECOVERY %	REMARKS	U.S.C.S.	GRAPHIC LOG	MATERIAL DESCRIPTION	ENVIRONMENTAL DATA	WELL DIAGRAM
0								Casing Top Elev: 469.2 (ft) Casing Type: Schedule 40 PVC
				SW		(SW) Hand cleared with air knife to avoid utilities		
5	SS	83	SB-15S (5' - 8')	SM		(SM) Brown, silty sand, some fine to coarse gravel (sub-angular to angular), little clay, no staining, no odor, moist, loose	PID = 0	
				SM		(SM) Olive brown to brown, gravelly silty sand, trace clay, gravel is fine to coarse (subangular to angular), moist to damp, very dense.	PID = 0	
10	SS	83		SM				
						Gray to greenish, weathered shale, thinly bedded, dry, hard, no staining, no odor	PID = 0	
	SS	100	SB-15S (12'-13')					
						Bottom of borehole at 13.0 feet.	PID = 0	



CLIENT New Coleman Holdings
PROJECT NUMBER 152918
DATE STARTED 10/12/15 **COMPLETED** 10/12/15
DRILLING CONTRACTOR Parratt Wolff
DRILLING METHOD Hollow Stem Auger 2"
LOGGED BY KCC **CHECKED BY** HAF
NOTES Soil boring converted to a monitoring well

PROJECT NAME Turk Hill Park
PROJECT LOCATION 1000 Turk Hill Road, Fairport, New York
GROUND ELEVATION 469.17 ft **HOLE SIZE** 8.25 inches
GROUND WATER LEVELS:
AT TIME OF DRILLING ---
AT END OF DRILLING ---
▼ AFTER DRILLING 3.84 ft / Elev 465.33 ft

GENERAL BH / TP / WELL - GINT STD US LAB.GDT - 4/3/18 14:21 - Z:\GINT\DRILL LOGS\GINT FILES\NEW COLEMAN HOLDINGS - TURK HILL PARK.GPJ

DEPTH (ft)	SAMPLE TYPE NUMBER	RECOVERY %	BLOW COUNTS (N VALUE)	REMARKS	U.S.C.S.	GRAPHIC LOG	MATERIAL DESCRIPTION	ENVIRONMENTAL DATA	WELL DIAGRAM
0							(SW) Hand cleared with air knife to avoid utilities		Casing Top Elev: 468.74 (ft) Casing Type: Schedule 40 PVC
5					SW		▼		Cement fill and road box Bentonite seal
5.0					SW-SM		464.2	PID = 2	
6.0	SS	20	3-3		SW-SM		(SW-SM) Brown fine to medium sand, little fine gravel, wet, loose, poor recovery	PID = 43.3	
8.0	SS	46	3-5-6-7 (11)	Sample = SB-16S (6' - 8')	SW		(SW) Brown, fine to medium sand, little fine gravel, trace silt, moist to wet	PID = 11	
9.5					SW		461.2		
10.0	SS	100	7-7-7-14 (14)	Sample = SB-16S (8' - 10')	SW		(SW) Brown, fine to medium sand, little fine to coarse gravel, trace silt, dense, moist to saturated	PID = 0.9	# 0 filter pack sand Well screen 0.010", 2" diameter
10.0							Greenish gray, weathered shale, dry, dense		
12.0							Gray, weathered shale, dry, dense	PID = 10.4	
15.0	SS		10-18-20-16 (38)	Sample = SB-16S (10.5' - 12')			Green to red to beige, gravelly weathered shale	PID = 0.5	
15.0	SS		7-5-8-24 (13)						
15.0							459.7		
15.0							459.2		
15.0							457.2		
15.0							454.2		

Bottom of borehole at 15.0 feet.



CLIENT New Coleman Holdings
PROJECT NUMBER 152918
DATE STARTED 1/7/16 **COMPLETED** 1/7/16
DRILLING CONTRACTOR Parratt Wolff
DRILLING METHOD Portable Hydraulic Hammer
LOGGED BY KCC **CHECKED BY** HAF
NOTES Soil boring only

PROJECT NAME Turk Hill Park
PROJECT LOCATION 1000 Turk Hill Road, Fairport, New York
GROUND ELEVATION 470.62 ft **HOLE SIZE** 2.00 inches
GROUND WATER LEVELS:
AT TIME OF DRILLING ---
AT END OF DRILLING ---
AFTER DRILLING ---

GENERAL BH / TP / WELL - GINT STD US LAB.GDT - 4/3/18 14:21 - Z:\GINT\DRILL LOGS\GINT NEW COLEMAN HOLDINGS - TURK HILL PARK.GPJ

DEPTH (ft)	SAMPLE TYPE NUMBER	RECOVERY %	REMARKS	U.S.C.S.	GRAPHIC LOG	MATERIAL DESCRIPTION	ENVIRONMENTAL DATA
0							
2.0	SS	60		SW-SM		(SW-SM) Dark brown, fine to coarse sand, little fine to coarse gravel, little silt, trace of clay, damp, loose, no staining, no odor	468.6
4.0	SS	65		SW-SM		(SW-SM) Dark brown, fine to coarse sand, little fine to coarse gravel, little silt, trace of clay, damp, loose, no staining, no odor	PID = 0.9 466.6
6.0	SS	100	Sample = SB-17 (4' - 6')	SM		(SM) Dark brown to brown, fine to coarse sand, and silt, some fine to coarse gravel (subround to angular), trace of clay, damp, loose	PID = 1.8 464.6
8.0	SS	100		SM		(SM) Dark brown to brown, fine to coarse sand, and silt, some fine to coarse gravel (subround to angular), trace of clay, damp, loose	PID = 3.2 462.6
10.0	SS	90		SM		(SM) Dark brown to brown, sand and silt, some fine to coarse gravel (subround to angular), trace of clay, no staining, no odor, moist, medium	PID = 2.3 460.6
12.0	SS	5		SM		(SM) Dark brown to brown, sand and silt, some fine to coarse gravel (subround to angular), trace of clay, no staining, no odor, moist, medium	PID = 2.6 458.6
14.0	SS	35		SM		(SM) Brown sand and silt, some fine gravel (angular to subround), trace of clay, no staining, no odor, very moist, loose	PID = 1.6 456.6
15.0	SS	100	Sample = SB-17 (14 - 15')			Olive green, weathered shale (thinly bedded), very moist, dense	PID = 1.5 455.6

Bottom of borehole at 15.0 feet.

PID = 3.3



CLIENT New Coleman Holdings
PROJECT NUMBER 152918
DATE STARTED 1/7/16 **COMPLETED** 1/7/16
DRILLING CONTRACTOR Parratt Wolff
DRILLING METHOD Portable Hydraulic Hammer
LOGGED BY KCC **CHECKED BY** HAF
NOTES Soil boring only

PROJECT NAME Turk Hill Park
PROJECT LOCATION 1000 Turk Hill Road, Fairport, New York
GROUND ELEVATION 470.42 ft **HOLE SIZE** 2.00 inches
GROUND WATER LEVELS:
AT TIME OF DRILLING ---
AT END OF DRILLING ---
AFTER DRILLING ---

GENERAL BH / TP / WELL - GINT STD US LAB.GDT - 4/3/18 14:21 - Z:\GINT\DRILL LOGS\GINT NEW COLEMAN HOLDINGS - TURK HILL PARK.GPJ

DEPTH (ft)	SAMPLE TYPE NUMBER	RECOVERY %	REMARKS	U.S.C.S.	GRAPHIC LOG	MATERIAL DESCRIPTION	ENVIRONMENTAL DATA
0							
	SS	78		SW-SM		Concrete floor (SW-SM) Brown, fine to coarse sand, little fine to coarse subround gravel, dry, loose	469.8
	SS	90	Sample = SB-18 (2' - 4')	SM		(SM) Dark brown, fine to coarse sand and fine to coarse subround gravel, little silt, damp, loose	PID = 1.2
5	SS	100		SM		(SM) Brown, fine to coarse sand and silt, little fine to coarse gravel (subrounded), trace of clay, damp, loose	PID = 6.4
	SS	100		SM		(SM) Brown, fine to coarse sand and silt, little fine to coarse gravel (subrounded), trace of clay, damp, loose	PID = 5.2
	SS	67		SM		(SM) Brown, fine sand and silt, little fine to coarse gravel, subround to subangular, trace of clay, no staining, no odor	PID = 3.6
10	SS	100		SM		(SM) Brown, sand and silt, with gravel, trace clay, moist, medium dense	PID = 1.7
	SS	100				Olive brown to gray, weathered shale, moist to very moist	PID = 3.4
	SS	100	Sample = SB-18 (14' - 15')			Olive brown to gray, weathered shale, moist to very moist	PID = 3.4
15							PID = 2.5

Bottom of borehole at 15.0 feet.



CLIENT New Coleman Holdings
PROJECT NUMBER 152918
DATE STARTED 1/7/16 **COMPLETED** 1/7/16
DRILLING CONTRACTOR Parratt Wolff
DRILLING METHOD Portable Hydraulic Hammer
LOGGED BY KCC **CHECKED BY** HAF
NOTES Soil boring only

PROJECT NAME Turk Hill Park
PROJECT LOCATION 1000 Turk Hill Road, Fairport, New York
GROUND ELEVATION 470.54 ft **HOLE SIZE** 2.00 inches
GROUND WATER LEVELS:
AT TIME OF DRILLING ---
AT END OF DRILLING ---
AFTER DRILLING ---

GENERAL BH / TP / WELL - GINT STD US LAB.GDT - 4/3/18 14:21 - Z:\GINT\DRILL LOGS\GINT NEW COLEMAN HOLDINGS - TURK HILL PARK.GPJ

DEPTH (ft)	SAMPLE TYPE NUMBER	RECOVERY %	REMARKS	U.S.C.S.	GRAPHIC LOG	MATERIAL DESCRIPTION	ENVIRONMENTAL DATA
0							
	SS	100		SW-SM		0.6 Concrete floor 469.9 (SW-SM) Brown, fine to coarse sand and silt, some fine to coarse gravel (subround to angular), trace of clay, no staining, no odor, damp, loose 468.5	
	SS	100		SW-SM		(SW-SM) Brown, fine to coarse sand and silt, some fine to coarse gravel (subround to angular), trace of clay, no staining, no odor, damp, loose 466.5	PID = 0.1
5	SS	60		SM		(SM) Brown sand and silt, some fine to coarse gravel, trace clay, no staining, no odor, damp, loose 464.5	PID = 0.8
	SS	88		SM		(SM) Brown sand and silt, some fine to coarse gravel, trace clay, no staining, no odor, damp, loose 462.5	PID = 0.1
	SS	100		SM		(SM) Brown sand and silt, some fine to coarse gravel, trace clay, no staining, no odor, damp, loose 460.5	PID = 2
10	SS	88		SM		(SM) Dark brown to olive brown, sand and silt, some fine to coarse gravel (subround to angular), little clay, no staining, no odor, moist, dense 458.5	PID = 1.9
	SS	100	Sample = SB-19 (12' - 14')	SM		(SM) Dark brown to brown, sand and silt, some fine to coarse gravel, no staining, no odor, moist to wet 456.5	PID = 1.7
15	SS	100	Sample = SB-19 (14' - 15.3')			Olive green to reddish brown, hard, weathered shale, no staining, no odor 455.2	PID = 1.6
						Bottom of borehole at 15.3 feet.	PID = 1.4



CLIENT New Coleman Holdings
PROJECT NUMBER 152918
DATE STARTED 10/12/15 **COMPLETED** 10/12/15
DRILLING CONTRACTOR Parratt Wolff
DRILLING METHOD Hollow Stem Auger 2"
LOGGED BY KCC **CHECKED BY** HAF
NOTES Soil boring only

PROJECT NAME Turk Hill Park
PROJECT LOCATION 1000 Turk Hill Road, Fairport, New York
GROUND ELEVATION 471.2 ft **HOLE SIZE** 8.25 inches
GROUND WATER LEVELS:
AT TIME OF DRILLING ---
AT END OF DRILLING 14.00 ft / Elev 457.20 ft
AFTER DRILLING ---

GENERAL BH / TP / WELL - GINT STD US LAB.GDT - 4/3/18 14:21 - Z:\GINT\DRILL LOGS\GINT\NEW COLEMAN HOLDINGS - TURK HILL PARK.GPJ

DEPTH (ft)	SAMPLE TYPE NUMBER	RECOVERY %	BLOW COUNTS (N VALUE)	REMARKS	U.S.C.S.	GRAPHIC LOG	MATERIAL DESCRIPTION	ENVIRONMENTAL DATA
0							(SW) Hand cleared with air knife to avoid utilities	
5					SW			
	SS	42	43-11		SW-SM		5.0 466.2 (SW-SM) Gray, fine to medium sand, little silt, trace fine gravel, dense, dry (concrete in upper portion of spoon)	PID = 15.4
	SS	45	10-12-15-18 (27)		SW-SM		6.0 465.2 (SW-SM) Brown, fine to medium sand, little silt, trace fine to coarse gravel (subround to subangular), moist, medium dense	PID = 15.4
	SS	55	17-17-18-20 (35)		SW-SM		8.0 463.2 (SW-SM) Brown, fine to medium sand, little silt, trace fine to coarse gravel (subround to subangular), moist, medium dense	PID = 2.5
10							10.0 461.2 Grayish green, weathered shale, gravelly, dry,	PID = 2.5
	SS	45	6-2-3-4 (5)	Sample = SB-20 (10' - 12')			12.0 459.2 Gray green to red brown, weathered shale	PID = 4.1
	SS	95	6-18-38-63 (56)	Sample = SB-20 (12' - 14')			14.0 457.2 ▼ Gray green to red brown, weathered shale	PID = 1.2
15							16.0 455.2 Bottom of borehole at 16.0 feet.	PID = 0.2



CLIENT New Coleman Holdings
PROJECT NUMBER 152918
DATE STARTED 10/8/15 **COMPLETED** 10/8/15
DRILLING CONTRACTOR Parratt Wolff
DRILLING METHOD Hollow Stem Auger 2"
LOGGED BY KCC **CHECKED BY** HAF
NOTES Soil boring only

PROJECT NAME Turk Hill Park
PROJECT LOCATION 1000 Turk Hill Road, Fairport, New York
GROUND ELEVATION 471.91 ft **HOLE SIZE** 8.25 inches
GROUND WATER LEVELS:
AT TIME OF DRILLING ---
▼ AT END OF DRILLING 12.50 ft / Elev 459.41 ft
AFTER DRILLING ---

GENERAL BH / TP / WELL - GINT STD US LAB.GDT - 4/3/18 14:21 - Z:\GINT\DRILL LOGS\GINT\DRILL LOGS\NEW COLEMAN HOLDINGS - TURK HILL PARK.GPJ

DEPTH (ft)	SAMPLE TYPE NUMBER	RECOVERY %	BLOW COUNTS (N VALUE)	REMARKS	U.S.C.S.	GRAPHIC LOG	MATERIAL DESCRIPTION	ENVIRONMENTAL DATA
0							(SW) Hand cleared with air knife to avoid utilities	
5					SW			
	SS	100	5-9		SW-SM		5.0 466.9 (SW-SM) Brown fine to medium sand, some fine to coarse gravel, little silt, damp, medium dense, no staining, no odor	PID = 5
	SS	50	12-7-8-3 (15)		SW-SM		6.0 465.9 (SW-SM) Brown fine to medium sand, some fine to coarse gravel, little silt, damp, medium dense, no staining, no odor	PID = 1.5
	SS	25	14-10-11-15 (21)	Sample = SB-21 (8' - 10')	SW-SM		8.0 463.9 (SW-SM) Brown fine to medium sand, some fine to coarse gravel, little silt, moist, medium dense, no staining, no odor	PID = 3.6
10	SS	75	10-10-12-13 (22)	Sample = SB-21 (10 - 12')	SW-SM		10.0 461.9 (SW-SM) Brown fine to medium sand, some fine to coarse gravel, little silt, very moist, medium dense, no staining, no odor	PID = 3.5
	SS	100	18-17-20-63 (37)		SW-SM		12.0 459.9 ▼ (SW-SM) Brown fine to medium sand, some fine to coarse gravel, little silt, wet, medium dense, no staining, no odor	PID = 1.1
	SS	100	63				14.0 457.9 14.5 457.4 Gray weathered shale, moist	PID = 0.6

Bottom of borehole at 14.5 feet.



CLIENT New Coleman Holdings
PROJECT NUMBER 152918
DATE STARTED 10/8/15 **COMPLETED** 10/8/15
DRILLING CONTRACTOR Parratt Wolff
DRILLING METHOD Hollow Stem Auger 2"
LOGGED BY KCC **CHECKED BY** HAF
NOTES Soil boring only

PROJECT NAME Turk Hill Park
PROJECT LOCATION 1000 Turk Hill Road, Fairport, New York
GROUND ELEVATION 470.61 ft **HOLE SIZE** 8.25 inches
GROUND WATER LEVELS:
AT TIME OF DRILLING ---
AT END OF DRILLING ---
AFTER DRILLING ---

GENERAL BH / TP / WELL - GINT STD US LAB.GDT - 4/3/18 14:21 - Z:\GINT\DRILL LOGS\GINT FILES\NEW COLEMAN HOLDINGS - TURK HILL PARK.GPJ








DEPTH (ft)	SAMPLE TYPE NUMBER	RECOVERY %	BLOW COUNTS (N VALUE)	U.S.C.S.	GRAPHIC LOG	MATERIAL DESCRIPTION	ENVIRONMENTAL DATA
0						(SW) Hand cleared with air knife to avoid utilities	
5				SW			
	SS	80	2-3	SM		(SM) Brown, fine to medium sand, some silt, fine to coarse gravel (subangular to angular), moist	465.6 PID = 13.6
	SS	20	1-1-5-6 (6)	SM		(SM) Brown, fine to medium sand, some silt, little fine to coarse gravel (subangular to angular), trace clay, moist, odor noted	464.6 PID = 149.2
	SS	75	11-14-32-23 (46)	ML		(ML) Gray silt and sand, some fine to coarse gravel, little clay, wet	462.6 PID = 122.7
10	SS	35	24-18-10-9 (28)	ML		(ML) Gray fine to coarse Gravel (subangular to angular) and fine to medium Sand, some silt, wet	460.6 PID = 173
	SS	100	6-6-63-63/0"			Greenish gray, weathered shale	458.6 PID = 93.5
						Bottom of borehole at 13.4 feet.	457.2 PID = 4.7



CLIENT New Coleman Holdings
PROJECT NUMBER 152918
DATE STARTED 10/8/15 **COMPLETED** 10/8/15
DRILLING CONTRACTOR Parratt Wolff
DRILLING METHOD Hollow Stem Auger 2"
LOGGED BY KCC **CHECKED BY** HAF
NOTES Soil boring only

PROJECT NAME Turk Hill Park
PROJECT LOCATION 1000 Turk Hill Road, Fairport, New York
GROUND ELEVATION 471.34 ft **HOLE SIZE** 8.25 inches
GROUND WATER LEVELS:
AT TIME OF DRILLING ---
AT END OF DRILLING 9.00 ft / Elev 462.34 ft
AFTER DRILLING ---

GENERAL BH / TP / WELL - GINT STD US LAB.GDT - 4/3/18 14:21 - Z:\GINT\DRILL LOGS\GINT FILES\NEW COLEMAN HOLDINGS - TURK HILL PARK.GPJ

DEPTH (ft)	SAMPLE TYPE NUMBER	RECOVERY %	BLOW COUNTS (N VALUE)	REMARKS	U.S.C.S.	GRAPHIC LOG	MATERIAL DESCRIPTION	ENVIRONMENTAL DATA
0							(SW) Hand cleared with air knife to avoid utilities	
5					SW			
	SS	100	10-11		SM		5.0 466.3 (SM) Brown sand and silt, some fine to coarse gravel (subround to angular), little silt, no staining, no odor	PID = 3.4
	SS	35	12-15-11-14 (26)		SM		6.0 465.3 (SM) Brown sand and silt, some fine to coarse gravel (subround to angular), little silt, no staining, no odor	PID = 1.3
	SS	55	15-18-21-23 (39)	Sample = SB-23 (8' - 10')	SM		8.0 463.3 (SM) Brown, fine to medium sand and silt, with some fine to coarse gravel (subround to angular), moist, dense, no stain, no odor	PID = 7.2
10	SS	95	14-18-8-25 (26)	Sample = SB-23 (10' - 12')	SM		10.0 461.3 (SM) Brown, fine to medium sand and silt, with some fine to coarse gravel (subround to angular), moist, dense, no stain, no odor	PID = 2.4
	SS	5	250-250-250-250 (500)				11.8 459.5 12.0 459.3 Greenish gray, thinly bedded, weathered shale, no staining, no odor, dry	PID = 0.2
							14.0 457.3 Grayish, thinly bedded, weathered shale, dry	

Bottom of borehole at 14.0 feet.



CLIENT New Coleman Holdings
PROJECT NUMBER 152918
DATE STARTED 12/31/15 **COMPLETED** 12/31/15
DRILLING CONTRACTOR Parratt Wolff
DRILLING METHOD Geoprobe
LOGGED BY EAM **CHECKED BY** HAF
NOTES Soil boring only

PROJECT NAME Turk Hill Park
PROJECT LOCATION 1000 Turk Hill Road, Fairport, New York
GROUND ELEVATION 472.55 ft **HOLE SIZE** 2.00 inches
GROUND WATER LEVELS:
 ▽ **AT TIME OF DRILLING** 11.00 ft / Elev 461.55 ft Approximate
AT END OF DRILLING ---
AFTER DRILLING ---

GENERAL BH / TP / WELL - GINT STD US LAB.GDT - 4/3/18 14:21 - Z:\GINT\DRILL LOGS\GINT NEW COLEMAN HOLDINGS - TURK HILL PARK.GPJ

DEPTH (ft)	SAMPLE TYPE NUMBER	RECOVERY %	REMARKS	U.S.C.S.	GRAPHIC LOG	MATERIAL DESCRIPTION	ENVIRONMENTAL DATA	
0						(SW) Hand cleared with air knife to avoid utilities		
5	SS	35	Sample = SB-24 (5' - 9')	SW		5.0 467.6	PID = 0.6	
				SW		(SW) Brown, fine to medium sand, little fine gravel, trace of organics, moist, loose, no stain, no odor		9.0 463.6
10	SS	68	Sample = SB-24 (14.5' - 16.5')	SW		(SW) Brown, fine to medium sand, little fine gravel (rounded), wet, medium dense, no stain, no odor	PID = 0.6	
				ML		11.0 ▽ 461.6	PID = 0.4	
				ML		(ML) Brown, silt some fine sand, trace of organics, becomes wet, medium dense, no stain, no odor	13.0 459.6	PID = 0.4
				ML		(ML) Glacial Till, tan to light brown silt, some fine to medium gravel (rounded), very dense, slight moisture, no longer wet, no odor, no stain	14.5 458.1	PID = 0.4
15	SS	100				16.5 456.1		

Bottom of borehole at 16.5 feet.

PID = 0.4



CLIENT New Coleman Holdings
PROJECT NUMBER 152918
DATE STARTED 12/31/15 **COMPLETED** 12/31/15
DRILLING CONTRACTOR Parratt Wolff
DRILLING METHOD Geoprobe
LOGGED BY EAM **CHECKED BY** HAF
NOTES Soil boring only

PROJECT NAME Turk Hill Park
PROJECT LOCATION 1000 Turk Hill Road, Fairport, New York
GROUND ELEVATION 466.58 ft **HOLE SIZE** 2.00 inches
GROUND WATER LEVELS:
AT TIME OF DRILLING ---
AT END OF DRILLING ---
AFTER DRILLING ---

GENERAL BH / TP / WELL - GINT STD US LAB.GDT - 4/3/18 14:21 - Z:\GINT\DRILL LOGS\GINT FILES\NEW COLEMAN HOLDINGS - TURK HILL PARK.GPJ

DEPTH (ft)	SAMPLE TYPE NUMBER	RECOVERY %	REMARKS	U.S.C.S.	GRAPHIC LOG	MATERIAL DESCRIPTION	ENVIRONMENTAL DATA
0						(SW) Hand cleared with air knife to avoid utilities	
5				SW		461.6	
	SS	50		SW-SM		(SW-SM) Brown, fine to medium sand, little fine to medium gravel (rounded), loose, moist, no stain, no odor	PID = 0.6
10				SW-SM		457.6	PID = 0.6
	SS	68	Sample = SB-25 (9' - 10.5')	SM		456.1	PID = 0.7
				SM		(SM) Red brown, fine to coarse sand, some fine to medium gravel, becomes weathered rock-like at depth, moist, medium dense, no stain, no odor	
	SS	100	Sample= SB-25 (13' -14')			453.6	PID = 0.5
						452.6	PID = 0.5
Bottom of borehole at 14.0 feet.							PID = 0.2



CLIENT New Coleman Holdings
PROJECT NUMBER 152918
DATE STARTED 12/31/15 **COMPLETED** 12/31/15
DRILLING CONTRACTOR Parratt Wolff
DRILLING METHOD Geoprobe
LOGGED BY EAM **CHECKED BY** HAF
NOTES Soil boring only

PROJECT NAME Turk Hill Park
PROJECT LOCATION 1000 Turk Hill Road, Fairport, New York
GROUND ELEVATION 466.56 ft **HOLE SIZE** 2.00 inches
GROUND WATER LEVELS:
AT TIME OF DRILLING ---
AT END OF DRILLING ---
AFTER DRILLING ---

GENERAL BH / TP / WELL - GINT STD US LAB.GDT - 4/3/18 14:21 - Z:\GINT\DRILL LOGS\GINT FILES\NEW COLEMAN HOLDINGS - TURK HILL PARK.GPJ

DEPTH (ft)	SAMPLE TYPE NUMBER	RECOVERY %	REMARKS	U.S.C.S.	GRAPHIC LOG	MATERIAL DESCRIPTION	ENVIRONMENTAL DATA
0							
5				SW		(SW) Hand cleared with air knife to avoid utilities	
7.5	SS	63	Sample = SB-26 (7' - 9')	SW-SM		(SW-SM) Brown, fine to medium sand, little fine to medium gravel, trace silt, moist, loose, no stain, no odor, moist	PID = 0.9
10.5	SS	70	Sample = SB-26 (10' - 12') MS/MSD sample taken here	SM		(SM) Brown, coarse to fine sand, some fine to medium gravel, moist, medium dense, no stain, no odor, weathered shale at very bottom	PID = 0.9
12.0						Bottom of borehole at 12.0 feet.	PID = 0.3

461.6

457.6

454.6



CLIENT New Coleman Holdings
PROJECT NUMBER 152918
DATE STARTED 2/15/17 **COMPLETED** 2/15/17
DRILLING CONTRACTOR Parratt Wolff
DRILLING METHOD Hollow Stem Auger 2"
LOGGED BY KCC **CHECKED BY** HAF
NOTES Soil boring converted to a monitoring well

PROJECT NAME Turk Hill Park
PROJECT LOCATION 1000 Turk Hill Road, Fairport, New York
GROUND ELEVATION 467.23 ft **HOLE SIZE** 8.25 inches
GROUND WATER LEVELS:
AT TIME OF DRILLING ---
AT END OF DRILLING ---
AFTER DRILLING ---

GENERAL BH / TP / WELL - GINT STD US LAB.GDT - 4/3/18 14:21 - Z:\GINT\DRILL LOGS\GINT FILES\NEW COLEMAN HOLDINGS - TURK HILL PARK.GPJ

DEPTH (ft)	SAMPLE TYPE NUMBER	RECOVERY %	REMARKS	U.S.C.S.	GRAPHIC LOG	MATERIAL DESCRIPTION	ENVIRONMENTAL DATA	WELL DIAGRAM
0						Hand cleared with air knife to avoid utilities		Casing Type: Schedule 40 PVC
5	SS	0	Sample = MW-27S (8' - 10')	ML	[Vertical line pattern]	5.0 462.2 No Recovery	MS = 124 PID = 2.7	Concrete fill and road box Bentonite seal
	SS	45				6.0 461.2		
	SS	55	Sample = MW-27S (10' - 12')	ML	[Vertical line pattern]	8.0 459.2 (ML) SANDY SILT; grayish brown to gray sandy silt to clayey silt, little angular to subangular fine gravel, soft, wet, no staining, no odor; driller reports water at 6.5 feet below ground surface	PID = 5.2	# 0 filter pack sand Well screen 0.010", 2" diameter
10	SS	45				10.3 456.9 BEDROCK; reddish brown to greenish gray bedrock, weathered, thinly bedded, dry		
	SS	50			[Horizontal line pattern]	12.0 455.2 BEDROCK; reddish brown siltstone/shale, weathered, thinly bedded	MS = 434 PID = 2.9	
15					[Horizontal line pattern]	15.0 452.2 Bottom of borehole at 15.0 feet.	MS = 28 PID = 3	



CLIENT New Coleman Holdings
PROJECT NUMBER 152918
DATE STARTED 2/16/17 **COMPLETED** 2/16/17
DRILLING CONTRACTOR Parratt Wolff
DRILLING METHOD Hollow Stem Auger 2"
LOGGED BY KCC **CHECKED BY** HAF
NOTES Soil boring converted to a monitoring well

PROJECT NAME Turk Hill Park
PROJECT LOCATION 1000 Turk Hill Road, Fairport, New York
GROUND ELEVATION 467.4 ft **HOLE SIZE** 8.25 inches
GROUND WATER LEVELS:
AT TIME OF DRILLING ---
AT END OF DRILLING ---
AFTER DRILLING ---

GENERAL BH / TP / WELL - GINT STD US LAB.GDT - 4/3/18 14:21 - Z:\GINT\DRILL LOGS\GINT FILES\NEW COLEMAN HOLDINGS - TURK HILL PARK.GPJ

DEPTH (ft)	SAMPLE TYPE NUMBER	RECOVERY %	REMARKS	U.S.C.S.	GRAPHIC LOG	MATERIAL DESCRIPTION	ENVIRONMENTAL DATA	WELL DIAGRAM
0						Hand cleared with air knife to avoid utilities		Casing Type: Schedule 40 PVC Concrete fill and road box Bentonite seal
5.0						462.4		
5.0 - 6.0	SS	60	Sample = MW-28S (6' - 8')	ML		(ML) CLAYEY SILT; brown clayey silt to silty clay, little fine gravel, firm, moist, no staining	MS = 36 PID = 12.5	
6.0 - 8.0	SS	50				Firm to soft and moist to very moist at 6 feet		
8.0						459.4		
8.0 - 10.0	SS	45	Sample = MW-28S (10' - 13')	SM		(SM) SILTY SAND WITH GRAVEL; silty sand to sandy silt, some subangular to subrounded fine to coarse gravel, soft to loose, moist, little clay, no staining; greenish fine to coarse gravel (weathered bedrock fragments) at bottom	MS = 313 PID = 10.1	
10.0 - 12.0	SS	60						
12.0	SS	60						
12.0						455.4		
12.0 - 15.0						BEDROCK; reddish brown siltstone/shale, weathered, moist to dry, no staining	MS = 279 PID = 10.3	
15.0						452.4	MS = 37 PID = 8.2	

Bottom of borehole at 15.0 feet.



CLIENT New Coleman Holdings
PROJECT NUMBER 152918
DATE STARTED 2/17/17 **COMPLETED** 2/17/17
DRILLING CONTRACTOR Parratt Wolff
DRILLING METHOD Hollow Stem Auger 2"
LOGGED BY KCC **CHECKED BY** HAF
NOTES Soil boring converted to a monitoring well

PROJECT NAME Turk Hill Park
PROJECT LOCATION 1000 Turk Hill Road, Fairport, New York
GROUND ELEVATION 469.9 ft **HOLE SIZE** 8.25 inches
GROUND WATER LEVELS:
AT TIME OF DRILLING ---
AT END OF DRILLING ---
AFTER DRILLING ---

GENERAL BH / TP / WELL - GINT STD US LAB.GDT - 4/3/18 14:21 - Z:\GINT\DRILL LOGS\GINT NEW COLEMAN HOLDINGS - TURK HILL PARK.GPJ

DEPTH (ft)	SAMPLE TYPE NUMBER	RECOVERY %	REMARKS	U.S.C.S.	GRAPHIC LOG	MATERIAL DESCRIPTION	ENVIRONMENTAL DATA	WELL DIAGRAM
0						Hand cleared with air knife to avoid utilities		Casing Type: Schedule 40 PVC
5	SS	80	Sample = MW-29S (8' - 10')	ML	[ML]	(ML) SANDY SILT WITH GRAVEL; brown sandy silt, some fine gravel, little clay, firm, moist, no staining Moist to very moist and fine to coarse angular to subrounded gravel	MS = 1716 PID = 2.2	Concrete fill and road box Bentonite seal
	SS	60				8.0	461.9	
10	SS	80	Sample = MW-29S (12' - 14')	ML	[ML]	Poor recovery 10 to 12 feet bgs due to rock caught in split-spoon shoe; coarse gravel and some brown sandy silt	MS = 163 PID = 1.5	# 0 filter pack sand Well screen 0.010", 2" diameter
	SS	5				12.0	457.9	
	SS	85		SM	[SM]	(ML) SANDY SILT; brown to green sandy silt, moist to dry; grades to greenish bedrock, weathered, dry	PID = 2.4 MS = 246	
15				ML	[ML]			

Bottom of borehole at 15.0 feet.



CLIENT New Coleman Holdings
PROJECT NUMBER 152918
DATE STARTED 2/16/17 **COMPLETED** 2/16/17
DRILLING CONTRACTOR Parratt Wolff
DRILLING METHOD Geoprobe
LOGGED BY KCC **CHECKED BY** HAF
NOTES Soil boring only

PROJECT NAME Turk Hill Park
PROJECT LOCATION 1000 Turk Hill Road, Fairport, New York
GROUND ELEVATION 470.13 ft **HOLE SIZE** 2 inches
GROUND WATER LEVELS:
AT TIME OF DRILLING ---
AT END OF DRILLING ---
AFTER DRILLING ---

GENERAL BH / TP / WELL - GINT STD US LAB.GDT - 4/3/18 14:21 - Z:\GINT\DRILL LOGS\GINT NEW COLEMAN HOLDINGS - TURK HILL PARK.GPJ

DEPTH (ft)	SAMPLE TYPE NUMBER	RECOVERY %	REMARKS	U.S.C.S.	GRAPHIC LOG	MATERIAL DESCRIPTION	ENVIRONMENTAL DATA
0						Hand cleared with air knife to avoid utilities	
5	UD	100	Sample = SB-30 (5' - 8')			(SM) SILTY SAND WITH GRAVEL; brown silty sand, some sandy silt, clay with fine to coarse subrounded gravel, soft, very moist to wet, no staining, odor noted	MS = 271 PID = 1744
10	UD	95		SM		~4-inch lens of brown silty clay over ~2 inches of dry gray angular gravel from 10 to 10.5 feet	MS = 190 PID = 1722
15	UD	100	Sample = SB-30 (12' - 14.5')			Moist at 12.67 feet	MS = 28 PID = 1784
14.5						BEDROCK; green to greenish gray and reddish brown siltstone/shale, weathered, no staining, odor noted	MS = 18 PID = 1440
16.0						Bottom of borehole at 16.0 feet.	

Bottom of borehole at 16.0 feet.



CLIENT New Coleman Holdings
PROJECT NUMBER 152918
DATE STARTED 2/20/17 **COMPLETED** 2/20/17
DRILLING CONTRACTOR Parratt Wolff
DRILLING METHOD Geoprobe
LOGGED BY EAM **CHECKED BY** HAF
NOTES Soil boring only

PROJECT NAME Turk Hill Park
PROJECT LOCATION 1000 Turk Hill Road, Fairport, New York
GROUND ELEVATION 468.67 ft **HOLE SIZE** 2 inches
GROUND WATER LEVELS:
AT TIME OF DRILLING ---
AT END OF DRILLING ---
AFTER DRILLING ---

GENERAL BH / TP / WELL - GINT STD US LAB.GDT - 4/3/18 14:21 - Z:\GINT\DRILL LOGS\GINT FILES\NEW COLEMAN HOLDINGS - TURK HILL PARK.GPJ

DEPTH (ft)	SAMPLE TYPE NUMBER	RECOVERY %	REMARKS	U.S.C.S.	GRAPHIC LOG	MATERIAL DESCRIPTION	ENVIRONMENTAL DATA
0						Hand Cleared	
5	UD	93	Sample (SOD only) = SB-31 (7' - 8')	ML		(ML) SILT WITH SAND; brown silt, little medium to fine sand, trace clay, soft, moist, no discoloration, mild odor Dense, wet, grayish discoloration, and moderate odor at 7 feet	MS = 29 PID = 94 MS = 16 MS = 91 PID = 284.7
10	UD	90	Sample = SB-31 (9' - 11')	SM		(SM) SILTY SAND WITH GRAVEL; brown fine to coarse sand, some fine to medium angular gravel, little silt, dense, wet, strong solvent-like odor	MS = 20 PID = 312 MS = 21
12			Sample = SB-31 (12' - 13.5')	CL		(CL) SANDY CLAY WITH GRAVEL; brown clay and silt, some fine to coarse sand, little fine to medium rounded gravel, wet, dense, mild odor	MS = 4 PID = 412 MS = 15
15	UD	100				BEDROCK; iron-red shale, weathered, dry, very dense, gray coloration at bottom, ~3-inch diameter quartzite cobble at top, moderate odor	MS = 34 PID = 59 MS = 40
16.0						Bottom of borehole at 16.0 feet.	MS = 30 PID = 157 MS = 33



CLIENT New Coleman Holdings
PROJECT NUMBER 152918
DATE STARTED 2/20/17 **COMPLETED** 2/20/17
DRILLING CONTRACTOR Parratt Wolff
DRILLING METHOD Geoprobe
LOGGED BY EAM **CHECKED BY** HAF
NOTES Soil boring only; angled to the northwest at ~20 degrees from vertical

PROJECT NAME Turk Hill Park
PROJECT LOCATION 1000 Turk Hill Road, Fairport, New York
GROUND ELEVATION 470.8 ft **HOLE SIZE** 2 inches
GROUND WATER LEVELS:
AT TIME OF DRILLING ---
AT END OF DRILLING ---
AFTER DRILLING ---

GENERAL BH / TP / WELL - GINT STD US LAB.GDT - 4/3/18 14:21 - Z:\GINT\DRILL LOGS\GINT FILES\NEW COLEMAN HOLDINGS - TURK HILL PARK.GPJ

DEPTH (ft)	SAMPLE TYPE NUMBER	RECOVERY %	REMARKS	U.S.C.S.	GRAPHIC LOG	MATERIAL DESCRIPTION	ENVIRONMENTAL DATA
0						Hand Cleared	
5						5.0 466.1	
	UD	60		SM		(SM) SILTY SAND WITH GRAVEL; fill; brown to black fine to medium sand and silt, little organics (black wood fragments), trace fine gravel, loose, moist, discolored, strong odor	MS = 53 PID = 1189
				ML		(ML) SILT WITH GRAVEL; dark brown to black silt (easily smears), little clay, trace fine gravel, black discoloration, soft, moist, very strong odor	MS = 59 PID = 5912 MS = 106
				ML		(ML) SANDY SILT WITH GRAVEL; brown to black silt and fine to medium sand, trace fine gravel, soft, moist, discoloration noted, odor present	MS = 10
10	UD	80		ML		11.0 460.5	MS = 53 PID = 15000
				ML		(ML) SILT WITH GRAVEL; dark brown silt and clay, trace fine gravel, dense, moist, stained, odor present	MS = 68
			Sample (SOD only) = SB-32 (12' - 14')	SM		12.5 459.1	MS = 63 PID = 15000 PID = 4527 MS = 37
	UD	88		SM		14.0 457.6	PID = 15000 MS = 72
			Sample = SB-32 (14' - 16')	SM		(SM) SILTY SAND WITH GRAVEL; reddish brown with green bands, fine to coarse sand, some silt, little fine to medium gravel, medium dense, wet, top 1" is stained black sand, very strong odor	MS = 24 PID = 15000
15						16.0 455.8	MS = 20
	UD	100				BEDROCK; iron-red shale, weathered, very dense, dry at 17 feet below ground surface, alternating bands of iron-red and green at bottom	MS = 33 PID = 2167
			Sample = SB-32 (16' - 17')			18.0 453.9	MS = 64
Bottom of borehole at 18.0 feet.							



CLIENT New Coleman Holdings
PROJECT NUMBER 152918
DATE STARTED 2/16/17 **COMPLETED** 2/16/17
DRILLING CONTRACTOR Parratt Wolff
DRILLING METHOD Geoprobe
LOGGED BY KCC **CHECKED BY** HAF
NOTES Soil boring only; angled to the northwest at ~25 degrees from vertical

PROJECT NAME Turk Hill Park
PROJECT LOCATION 1000 Turk Hill Road, Fairport, New York
GROUND ELEVATION 470.95 ft **HOLE SIZE** 2 inches
GROUND WATER LEVELS:
AT TIME OF DRILLING ---
AT END OF DRILLING ---
AFTER DRILLING ---

GENERAL BH / TP / WELL - GINT STD US LAB.GDT - 4/3/18 14:21 - Z:\GINT\DRILL LOGS\GINT FILES\NEW COLEMAN HOLDINGS - TURK HILL PARK.GPJ

DEPTH (ft)	SAMPLE TYPE NUMBER	RECOVERY %	REMARKS	U.S.C.S.	GRAPHIC LOG	MATERIAL DESCRIPTION	ENVIRONMENTAL DATA
0						Hand cleared with air knife to avoid utilities	
4.0						467.3	
5	UD	100		SM		(SM) SILTY SAND WITH GRAVEL; brown silty sand to sandy silt, some fine to coarse subangular to subrounded gravel, little clay, soft, wet, no staining, no odor	MS = 360 PID = 10.1
8.0						463.7	
10	UD	100	Sample = SB-33 (8' - 11')	SM		(SM) SILTY SAND; brownish gray to black silty sand to sandy silt, some clay, firm, moist, staining noted, odor noted	MS = 331 PID = 1957
12.0						460.1	
15	UD	70		SM		(SM) SILTY SAND WITH GRAVEL; brownish gray silty sand to sandy silt, some fine to coarse gravel, little clay, odor noted	MS = 246 PID = 3513
15.8						456.7	
16.7						455.8	
16	UD	93	Sample = SB-33 (16' - 19')			BEDROCK; greenish gray to tan fine gravel (likely weathered bedrock) Greenish gray, loose, wet grading to dry at bottom	MS = 960 PID = 2785
19.0						453.7	
19							MS = 234 PID = 1612
							MS = 960 PID = 2785
							MS = 234 PID = 1612
							MS = 17 PID = 15000
Bottom of borehole at 19.0 feet.							



CLIENT New Coleman Holdings
PROJECT NUMBER 152918
DATE STARTED 2/16/17 **COMPLETED** 2/16/17
DRILLING CONTRACTOR Parratt Wolff
DRILLING METHOD Geoprobe
LOGGED BY KCC **CHECKED BY** HAF
NOTES Soil boring only

PROJECT NAME Turk Hill Park
PROJECT LOCATION 1000 Turk Hill Road, Fairport, New York
GROUND ELEVATION 470.32 ft **HOLE SIZE** 2 inches
GROUND WATER LEVELS:
AT TIME OF DRILLING ---
AT END OF DRILLING ---
AFTER DRILLING ---

GENERAL BH / TP / WELL - GINT STD US LAB.GDT - 4/3/18 14:21 - Z:\GINT\DRILL LOGS\GINT FILES\NEW COLEMAN HOLDINGS - TURK HILL PARK.GPJ

DEPTH (ft)	SAMPLE TYPE NUMBER	RECOVERY %	REMARKS	U.S.C.S.	GRAPHIC LOG	MATERIAL DESCRIPTION	ENVIRONMENTAL DATA
0						Hand cleared with air knife to avoid utilities	
5	UD	73	Sample = SB-34 (10' - 12')	ML		(ML) SANDY SILT WITH GRAVEL; brown sandy silt to clayey silt, some fine to coarse subrounded gravel, fine sand, no staining, no odor	MS = 131 PID = 5.1
				SM		(SM) SILTY SAND; brown silty sand to sandy silt, firm, moist	
10	UD	80	Sample = SB-34 (12' - 13.5')	ML		(ML) SILT WITH GRAVEL; brown clayey silt to silty clay, little fine to coarse gravel, firm, moist	MS = 150 PID = 361
				SM		(SM) SILTY SAND WITH GRAVEL; black stained silty sand to sandy silt, little fine to coarse gravel, odor noted	MS = 240 PID = 1462
				SM		(SM) SILTY SAND WITH GRAVEL; brown silty sand, some fine to coarse gravel, little clay, loose, wet	MS = 202 PID = 268
15	UD					BEDROCK; reddish brown to greenish gray bedrock, weathered, firm, dry, no staining, no odor	MS = 13 PID = 1394

Bottom of borehole at 16.0 feet.



CLIENT New Coleman Holdings
PROJECT NUMBER 152918
DATE STARTED 2/15/17 **COMPLETED** 2/15/17
DRILLING CONTRACTOR Parratt Wolff
DRILLING METHOD Hollow Stem Auger 2"
LOGGED BY KCC **CHECKED BY** HAF
NOTES Soil boring converted to a monitoring well

PROJECT NAME Turk Hill Park
PROJECT LOCATION 1000 Turk Hill Road, Fairport, New York
GROUND ELEVATION 466.22 ft **HOLE SIZE** 8.25 inches
GROUND WATER LEVELS:
AT TIME OF DRILLING ---
AT END OF DRILLING ---
AFTER DRILLING ---

GENERAL BH / TP / WELL - GINT STD US LAB.GDT - 4/3/18 14:21 - Z:\GINT\DRILL LOGS\NEW COLEMAN HOLDINGS - TURK HILL PARK.GPJ

DEPTH (ft)	SAMPLE TYPE NUMBER	RECOVERY %	U.S.C.S.	GRAPHIC LOG	MATERIAL DESCRIPTION	ENVIRONMENTAL DATA	WELL DIAGRAM
0					Hand cleared with air knife to avoid utilities		Casing Type: Schedule 40 PVC
5.0							Concrete fill and road box
5.0						461.2	
6.0	SS	10	SM		(SM) SILTY SAND WITH GRAVEL; grayish brown silty sand to gravel, wet; very poor recovery	PID = 5	
6.0						460.2	
8.0	SS	60	ML		(ML) SANDY SILT WITH GRAVEL; dark brown sandy silt to silty sand, some fine to coarse gravel, wet to moist, no staining, no odor	PID = 3.2	Grout
8.0						458.2	
10.0	SS	70	SM		(SM) SILTY SAND; brown silty sand to fine sand, little silt, clay, wet to moist, no staining, no odor	PID = 4.5	
10.0						456.2	
11.9	SS	80			BEDROCK; reddish brown siltstone/shale, weathered, dry	PID = 3.1	
12.0							
12.0	SS	85			Greenish gray from 11.9 to 12 feet Reddish brown to gray, no staining, and no odor at 12 feet	PID = 2.8	
13.5	SS	10			Auger refusal at 13.5 feet Very poor recovery from 14 to 16 feet		Bentonite seal
16.0						450.2	
16.0	SS	20			BEDROCK; reddish brown siltstone and thinly bedded shale, weathered, moist to very moist, no staining, no odor	PID = 9.3	# 0 filter pack sand
18.0							
18.0	SS	80			Dry at 18 feet Greenish gray and moist to very moist at 18.6 feet	PID = 6.1	
20.0							
20.0	SS				Reddish brown to dark gray and wet at 20 feet	PID = 5	Well screen 0.010", 2" diameter
22.0						444.2	

Bottom of borehole at 22.0 feet.



CLIENT New Coleman Holdings
PROJECT NUMBER 152918
DATE STARTED 1/6/16 **COMPLETED** 1/6/16
EXCAVATION CONTRACTOR Parratt Wolff
EXCAVATION METHOD Kubota KX 91-3
LOGGED BY EAM **CHECKED BY** HAF
NOTES Test Pit

PROJECT NAME Turk Hill Park
PROJECT LOCATION 1000 Turk Hill Road, Fairport, New York
GROUND ELEVATION 473.98 ft **TEST PIT SIZE** inches
GROUND WATER LEVELS:
AT TIME OF EXCAVATION ---
AT END OF EXCAVATION ---
AFTER EXCAVATION ---

GENERAL BH / TP / WELL - GINT STD US LAB.GDT - 4/3/18 14:21 - Z:\GINT\DRILL LOGS\GINT FILES\NEW COLEMAN HOLDINGS - TURK HILL PARK.GPJ

DEPTH (ft)	SAMPLE TYPE NUMBER	REMARKS	U.S.C.S.	GRAPHIC LOG	MATERIAL DESCRIPTION	ENVIRONMENTAL DATA
0						
		Sample = TP-1 (0' - 0.5')	SW		(SW) Brown, fine to coarse sand, moist, no debris, no stain, no odor	
			SW		(SW) Dark brown, fine to medium sand, little fine to medium gravel (crushed stone), moist, no debris, earthy odor, no staining	PID = 0.2
5		Sample = TP-1 (7' - 8')	SM		(SM) Dark brown, fine to medium sand, some silt, little cobbles (rounded) about 6" - 10" diameter, trace fine gravel, moist, no debris, no stain, no odor	PID = 0
				8.0	Bottom of test pit at 8.0 feet.	PID = 0

Bottom of test pit at 8.0 feet. PID = 0



CLIENT New Coleman Holdings
PROJECT NUMBER 152918
DATE STARTED 1/6/16 **COMPLETED** 1/6/16
EXCAVATION CONTRACTOR Parratt Wolff
EXCAVATION METHOD Kubota KX 91-3
LOGGED BY EAM **CHECKED BY** HAF
NOTES Test Pit

PROJECT NAME Turk Hill Park
PROJECT LOCATION 1000 Turk Hill Road, Fairport, New York
GROUND ELEVATION 475.47 ft **TEST PIT SIZE** inches
GROUND WATER LEVELS:
AT TIME OF EXCAVATION ---
AT END OF EXCAVATION ---
AFTER EXCAVATION ---

GENERAL BH / TP / WELL - GINT STD US LAB.GDT - 4/3/18 14:21 - Z:\GINT\DRILL LOGS\GINT FILES\NEW COLEMAN HOLDINGS - TURK HILL PARK.GPJ

DEPTH (ft)	SAMPLE TYPE NUMBER	REMARKS	U.S.C.S.	GRAPHIC LOG	MATERIAL DESCRIPTION	ENVIRONMENTAL DATA
0						
5		Sample = TP-2 (0-0.5')	SW		(SW) Brown, fine to coarse sand, trace fine gravel (round), moist, no debris, no stain, no odor	
			SW		(SW) Dark brown, fine to medium sand, little fine to medium gravel, moist, no debris, no odor, no staining	PID = 0
					Mostly boulders and cobbles, ranging from 8" to 2' in diameter	PID = 0
		Sample = TP-2 (7 - 8')	SM		(SM) Dark brown, fine to medium sand, some silt, little rounded cobbles, moist, no debris, no stain, no odor	PID = 0
					Bottom of test pit at 8.0 feet.	PID = 0



CLIENT New Coleman Holdings
PROJECT NUMBER 152918
DATE STARTED 1/7/16 **COMPLETED** 1/7/16
EXCAVATION CONTRACTOR Parratt Wolff
EXCAVATION METHOD Kubota KX 91-3
LOGGED BY EAM **CHECKED BY** HAF
NOTES Test Pit

PROJECT NAME Turk Hill Park
PROJECT LOCATION 1000 Turk Hill Road, Fairport, New York
GROUND ELEVATION 476.73 ft **TEST PIT SIZE** inches
GROUND WATER LEVELS:
AT TIME OF EXCAVATION ---
AT END OF EXCAVATION ---
AFTER EXCAVATION ---

GENERAL BH / TP / WELL - GINT STD US LAB.GDT - 4/3/18 14:21 - Z:\GINT\DRILL LOGS\GINT FILES\NEW COLEMAN HOLDINGS - TURK HILL PARK.GPJ

DEPTH (ft)	SAMPLE TYPE NUMBER	REMARKS	U.S.C.S.	GRAPHIC LOG	MATERIAL DESCRIPTION	ENVIRONMENTAL DATA
0						
5		Sample = TP-3 (0 - 0.5')	SW	[Dotted pattern]	(SW) Brown, fine to coarse sand, moist, no debris, no stain, no odor	PID = 0.6
			SW		(SW) Dark brown, fine to medium sand, little fine to medium gravel, moist, no debris, no odor, no staining	
			Sample = TP-4 (7' - 8')	SM	[Dotted pattern]	(SM) Dark brown, fine to medium sand, little cobbles (rounded) about 6" - 8" diameter, trace fine gravel, moist, no debris, no stain, no odor
					Bottom of test pit at 8.0 feet.	PID = 1



TEST PIT NUMBER TP-4

CLIENT New Coleman Holdings
PROJECT NUMBER 152918
DATE STARTED 1/7/16 **COMPLETED** 1/7/16
EXCAVATION CONTRACTOR Parratt Wolff
EXCAVATION METHOD Kubota KX 91-3
LOGGED BY EAM **CHECKED BY** HAF
NOTES Test Pit

PROJECT NAME Turk Hill Park
PROJECT LOCATION 1000 Turk Hill Road, Fairport, New York
GROUND ELEVATION 477.36 ft **TEST PIT SIZE** inches
GROUND WATER LEVELS:
AT TIME OF EXCAVATION ---
AT END OF EXCAVATION ---
AFTER EXCAVATION ---

GENERAL BH / TP / WELL - GINT STD US LAB.GDT - 4/3/18 14:21 - Z:\GINT\DRILL LOGS\GINT FILES\NEW COLEMAN HOLDINGS - TURK HILL PARK.GPJ

DEPTH (ft)	SAMPLE TYPE NUMBER	REMARKS	U.S.C.S.	GRAPHIC LOG	MATERIAL DESCRIPTION	ELEVATION	ENVIRONMENTAL DATA
0							
		Sample = TP-4 (0 - 0.5')	SW		(SW) Brown, fine to coarse sand, moist, no debris, no stain, no odor	474.4	PID = 0
			SW		(SW) Dark brown, fine to medium sand, little fine to medium gravel, moist, no debris, no odor, no staining	472.4	PID = 0
		Sample = TP-4 (7' - 8')	SM		(SM) Dark brown, fine to medium sand, some silt, little cobbles (rounded) about 6" - 8" diameter, trace fine gravel, moist, no debris, no stain, no odor	469.4	PID = 0
					Bottom of test pit at 8.0 feet.		PID = 0



TEST PIT NUMBER TP-5

CLIENT New Coleman Holdings
PROJECT NUMBER 152918
DATE STARTED 1/7/16 **COMPLETED** 1/7/16
EXCAVATION CONTRACTOR Parratt Wolff
EXCAVATION METHOD Kubota KX 91-3
LOGGED BY EAM **CHECKED BY** HAF
NOTES Test Pit

PROJECT NAME Turk Hill Park
PROJECT LOCATION 1000 Turk Hill Road, Fairport, New York
GROUND ELEVATION 479.11 ft **TEST PIT SIZE** inches
GROUND WATER LEVELS:
AT TIME OF EXCAVATION ---
AT END OF EXCAVATION ---
AFTER EXCAVATION ---

GENERAL BH / TP / WELL - GINT STD US LAB.GDT - 4/3/18 14:21 - Z:\GINT\DRILL LOGS\GINT FILES\NEW COLEMAN HOLDINGS - TURK HILL PARK.GPJ

DEPTH (ft)	SAMPLE TYPE NUMBER	REMARKS	U.S.C.S.	GRAPHIC LOG	MATERIAL DESCRIPTION	ENVIRONMENTAL DATA
0						
5		Sample = TP-5 (0' - 0.5')	SW		(SW) Brown, fine to coarse sand, moist, no debris, no stain, no odor	
			SW		(SW) Dark brown, fine to medium sand, little fine to medium gravel, moist, no debris, no odor, no staining	PID = 0.1
		Sample = TP-5 (7' - 8')	SM		(SM) Dark brown, fine to medium sand, some silt, little cobbles (rounded) about 6" - 10" diameter, One cinder block fragment, moist, no significant debris, no stain, no odor	PID = 0.2
					Bottom of test pit at 8.0 feet.	PID = 0.3

Bottom of test pit at 8.0 feet. PID = 0.3



CLIENT New Coleman Holdings
PROJECT NUMBER 152918
DATE STARTED 1/7/16 **COMPLETED** 1/7/16
EXCAVATION CONTRACTOR Parratt Wolff
EXCAVATION METHOD Kubota KX 91-3
LOGGED BY EAM **CHECKED BY** HAF
NOTES Test Pit

PROJECT NAME Turk Hill Park
PROJECT LOCATION 1000 Turk Hill Road, Fairport, New York
GROUND ELEVATION 478.46 ft **TEST PIT SIZE** inches
GROUND WATER LEVELS:
AT TIME OF EXCAVATION ---
AT END OF EXCAVATION ---
AFTER EXCAVATION ---

GENERAL BH / TP / WELL - GINT STD US LAB.GDT - 4/3/18 14:21 - Z:\GINT\DRILL LOGS\GINT FILES\NEW COLEMAN HOLDINGS - TURK HILL PARK.GPJ

DEPTH (ft)	SAMPLE TYPE NUMBER	REMARKS	U.S.C.S.	GRAPHIC LOG	MATERIAL DESCRIPTION	ENVIRONMENTAL DATA
0						
5		Sample = TP-6 (0 - 0.5')	SW		(SW) Light brown, coarse to fine sand, some fine to medium gravel (rounded), little cobbles, One red brick fragment, trace silt, moist, no odor, no stain, no significant debris	PID = 12.6 473.5
		Sample = TP-6 (7' - 8')	SM		(SM) Dark brown, fine to medium sand, some silt, little cobbles, no stain, no odor, no debris	PID = 14 470.5

Bottom of test pit at 8.0 feet.

PID = 17.9



TEST PIT NUMBER TP-7

CLIENT New Coleman Holdings
PROJECT NUMBER 152918
DATE STARTED 1/7/16 **COMPLETED** 1/7/16
EXCAVATION CONTRACTOR Parratt Wolff
EXCAVATION METHOD Kubota KX 91-3
LOGGED BY EAM **CHECKED BY** HAF
NOTES Test Pit

PROJECT NAME Turk Hill Park
PROJECT LOCATION 1000 Turk Hill Road, Fairport, New York
GROUND ELEVATION 477.36 ft **TEST PIT SIZE** inches
GROUND WATER LEVELS:
AT TIME OF EXCAVATION ---
AT END OF EXCAVATION ---
AFTER EXCAVATION ---

GENERAL BH / TP / WELL - GINT STD US LAB.GDT - 4/3/18 14:21 - Z:\GINT\DRILL LOGS\GINT FILES\NEW COLEMAN HOLDINGS - TURK HILL PARK.GPJ

DEPTH (ft)	SAMPLE TYPE NUMBER	REMARKS	U.S.C.S.	GRAPHIC LOG	MATERIAL DESCRIPTION	ENVIRONMENTAL DATA
0						
		Sample = TP-7 (0 - 0.5')	SW		(SW) Brown fine to coarse sand, moist, no debris, no stain, no odor	
				3.0	474.4	
			SM		(SM) Dark brown, fine to medium sand, little fine to medium gravel, moist, no stain, no odor, no debris	PID = 0
5				5.0	472.4	
		Sample = TP-7 (7' - 8')	SW		(SW) Dark brown, fine to medium sand, some silt, little cobbles-rounded (approx 8" - 10" diameter), moist, no odor, no stain, no significant debris observed	PID = 0
				8.0	469.4	

Bottom of test pit at 8.0 feet.

PID = 0.4



CLIENT New Coleman Holdings
PROJECT NUMBER 152918
DATE STARTED 1/7/16 **COMPLETED** 1/7/16
EXCAVATION CONTRACTOR Parratt Wolff
EXCAVATION METHOD Kubota KX 91-3
LOGGED BY EAM **CHECKED BY** HAF
NOTES Test Pit

PROJECT NAME Turk Hill Park
PROJECT LOCATION 1000 Turk Hill Road, Fairport, New York
GROUND ELEVATION 475.85 ft **TEST PIT SIZE** inches
GROUND WATER LEVELS:
AT TIME OF EXCAVATION ---
AT END OF EXCAVATION ---
AFTER EXCAVATION ---

GENERAL BH / TP / WELL - GINT STD US LAB.GDT - 4/3/18 14:21 - Z:\GINT\DRILL LOGS\GINT FILES\NEW COLEMAN HOLDINGS - TURK HILL PARK.GPJ

DEPTH (ft)	SAMPLE TYPE NUMBER	REMARKS	U.S.C.S.	GRAPHIC LOG	MATERIAL DESCRIPTION	ENVIRONMENTAL DATA
0						
		Sample = TP-8 (0' - 0.5')	SW		(SW) Brown, fine to coarse sand, trace of fine to medium gravel, moist, no debris, no stain, no odor	
			SW		(SW) Dark brown, fine to medium sand, little fine to medium gravel, trace silt, moist, no debris, no odor, no stain	PID = 2.7
5		Sample = TP-8 (7' - 8')	SM		(SM) Dark brown, fine to medium sand, some silt, little cobbles, trace fine to coarse gravel, moist, no debris, no odor, no stain	PID = 11.7
				8.0		

Bottom of test pit at 8.0 feet.

PID = 14.7



TEST PIT NUMBER TP-9

CLIENT New Coleman Holdings
PROJECT NUMBER 152918
DATE STARTED 1/7/16 **COMPLETED** 1/7/16
EXCAVATION CONTRACTOR Parratt Wolff
EXCAVATION METHOD Kubota KX 91-3
LOGGED BY EAM **CHECKED BY** HAF
NOTES Test Pit

PROJECT NAME Turk Hill Park
PROJECT LOCATION 1000 Turk Hill Road, Fairport, New York
GROUND ELEVATION 474.24 ft **TEST PIT SIZE** inches
GROUND WATER LEVELS:
AT TIME OF EXCAVATION ---
AT END OF EXCAVATION ---
AFTER EXCAVATION ---

GENERAL BH / TP / WELL - GINT STD US LAB.GDT - 4/3/18 14:21 - Z:\GINT\DRILL LOGS\GINT FILES\NEW COLEMAN HOLDINGS - TURK HILL PARK.GPJ

DEPTH (ft)	SAMPLE TYPE NUMBER	REMARKS	U.S.C.S.	GRAPHIC LOG	MATERIAL DESCRIPTION	ENVIRONMENTAL DATA
0						
		Sample = TP-9 (0 - 0.5')	SW		(SW) Brown fine to medium sand, moist, no odor, no stain, no debris	
			SW		(SW) Brown fine to medium sand, little fine to medium gravel, trace silt, moist, no odor, no stain, no debris	PID = 6.7
5			SM		(SM) Dark brown fine to medium sand, some silt, little cobbles, trace fine to coarse gravel, moist, no water, no stain, no odor, no debris	PID = 12.5
		Sample = TP-9 (7' - 8')				
					Bottom of test pit at 8.0 feet.	PID = 14.9



CLIENT New Coleman Holdings
PROJECT NUMBER 152918
DATE STARTED 1/7/16 **COMPLETED** 1/7/16
EXCAVATION CONTRACTOR Parratt Wolff
EXCAVATION METHOD Kubota KX 91-3
LOGGED BY EAM **CHECKED BY** HAF
NOTES Test Pit

PROJECT NAME Turk Hill Park
PROJECT LOCATION 1000 Turk Hill Road, Fairport, New York
GROUND ELEVATION 470.31 ft **TEST PIT SIZE** inches
GROUND WATER LEVELS:
AT TIME OF EXCAVATION ---
AT END OF EXCAVATION ---
AFTER EXCAVATION ---

GENERAL BH / TP / WELL - GINT STD US LAB.GDT - 4/3/18 14:21 - Z:\GINT\DRILL LOGS\GINT FILES\NEW COLEMAN HOLDINGS - TURK HILL PARK.GPJ

DEPTH (ft)	SAMPLE TYPE NUMBER	REMARKS	U.S.C.S.	GRAPHIC LOG	MATERIAL DESCRIPTION	ENVIRONMENTAL DATA
0						
		Sample = TP-10 (0 - 0.5')	SW		(SW) Dark brown, fine sand, little roots, trace of silt, moist, no debris, no stain, no odor	
				3.0	467.3	PID = 1.4
5			SW-SM		(SW-SM) Tan to brown, fine to mediums sand, little silt, trace of cobbles, moist, no debris, no stain, no odor	
				5.0	465.3	PID = 2.6
		Sample = TP-10 (7 - 8')	SM		(SM) Brown, fine to medium sand, some silt, trace of cobbles, moist, no stains, no odors, no debris	
				8.0	462.3	PID = 5.3

Bottom of test pit at 8.0 feet.