

June 15, 1992

Mr. Tony Garufi  
Touhey Associates  
Pine West Plaza, Building 2  
Albany, NY 12205

Ref: Underground investigation at 2-7 Badger Avenue,  
Endicott, NY

Dear Tony:

The purpose of this letter is to report on the results of the most recent investigation of underground contamination at the 2 and 7 Badger Avenue properties. The primary objective of this phase of the investigation was to determine if the analysis of groundwater from beneath the site supports the preliminary conclusion that the source of the contamination found beneath the 7 Badger Avenue property is from the floor drains in the 2 Badger Avenue building.

Site assessment activities were carried out during 1991 at the 7 Badger Avenue site. The assessment revealed the presence of underground storage tanks (UST) on the property. Four UST's, believed to have been petroleum storage tanks, were excavated and removed from the property and four groundwater monitoring wells were installed. Although no hydrocarbon contamination was found, concentrations of chlorinated solvents were detected in two of the four wells. Stabilized groundwater depths were obtained and plotted to determine groundwater flow direction which is easterly. The conclusion drawn from these activities was that the source of the chlorinated solvent groundwater contamination was up-gradient from the 7 Badger Avenue property or to the west.

Additional investigation occurred at 2 Badger Avenue in early 1992. The investigation included obtaining a series of soil vapor samples from locations around the building and obtaining sludge samples from two floor drains located within the building. A copy of the reports resulting from the soil vapor and sludge investigations has been transmitted previously.

The soil vapor analysis indicated relatively high concentrations of chlorinated solvents on the east side of the 2 Badger Avenue building and relatively low concentrations on the west side. The sludge analyses showed elevated concentrations of chlorinated solvent in the sludge.

The conclusion drawn from the results of these activities was that the source of the chlorinated solvent contamination found in the groundwater monitoring wells on the east side of Badger Avenue (beneath the 7 Badger Avenue property) was the floor drains in the 2 Badger Avenue building.

The Kirkwood office of the NYS Department of Environmental Conservation (DEC) has been provided with copies of the engineering reports and laboratory analyses that resulted from the investigations described above. Following the completion of the soil vapor and floor drain sludge investigations, a meeting was held at the site with a representative of the DEC to discuss a strategy which would provide additional evidence of the source of the chlorinated solvent contamination. That meeting resulted in an agreement to install three additional groundwater monitoring wells to obtain groundwater samples for laboratory analysis.

C.J. Martin's Son Well Drilling of Binghamton installed three (3) groundwater wells at locations designated by the DEC and the Engineer. Two new 2 in. PVC groundwater monitoring wells were installed on May 15, 1992.

Monitoring well 5 (MW-5) is located approximately 10 ft. south of the southeast corner of the 2 Badger Avenue building. Groundwater was encountered at approximately 14 ft. and boring was terminated at 24.5 ft. A two-inch PVC monitoring well casing with 10 feet of 0.020 in. slotted well screen was installed. The well was equipped with a locking cap and flush-mounted curb box.

Monitoring well 6 is located approximately 20 ft. northeast of the 2 Badger Avenue building. Groundwater was encountered at approximately 15 ft. and boring was terminated at 24 ft. A two-inch PVC monitoring well casing with 10 feet of 0.020 in. slotted well screen was installed. The well was equipped with a locking cap and flush-mounted curb box.

A six inch recovery well was installed by C.J. Martin's Son Well Drilling on May 27, 1992. The well was installed using an air powered drill. Groundwater was encountered at approximately 15 ft. and drilling was terminated at 30 ft. A 15 ft. galvanized steel well screen was installed inside a 6 in. steel well casing. The well was equipped with a flush mounted curb box.

The three new wells were developed and all seven wells were sampled following the completion of installation. Elevations of all monitoring well casings were obtained and equilibrium water depths recorded. Groundwater elevations were calculated from this data and were plotted on the site plan. Based on these data, groundwater flow direction appears to be

in an easterly direction, away from 2 Badger Avenue and toward 7 Badger Avenue.

The results of laboratory analysis of groundwater samples from the wells site are discussed below:

- MW 1 Trace concentrations of cis 1,2-dichloroethene and 1,1,1-trichloroethane were present that are below NYSDEC groundwater standards. Moderate concentrations (102 ug/L) of trichloroethene were present.
- MW 2 A trace concentration of trichloroethene was present that is below NYSDEC groundwater standards.
- MW-3 No contaminants were detected.
- MW-4 Moderate concentrations of cis 1,2-dichloroethene (60 ug/L) and trichloroethene (25 ug/L) were present.
- MW-5 A trace concentration of cis 1,2-dichloroethene and a moderate concentration (23 ug/L) of trichloroethene were present.
- MW-6 Significant concentrations of cis 1,2-dichloroethene (299 ug/L) and trichloroethene (924 ug/L) were present.
- RW-1 A high concentration (1,210 ug/L) of cis 1,2-dichloroethene was present. Moderate concentrations of 1,1,1-trichloroethane (50 ug/L) and trichloroethene (347 ug/L) were also present.

Note: The NYS Part 703.5 standards for the above compounds are generally 5 ug/L.

The laboratory reports are attached.

As discussed above, the indicated direction of groundwater flow is easterly, from 2 Badger Avenue towards 7 Badger Avenue. The installation of MW-5, RW-1 and MW-6, in addition to the existing MW-1 and MW-2, created groundwater sampling positions in a rough north/south semi-circle across the assumed contaminant plume.

Laboratory analysis of well samples show contaminant concentrations that are low in the north, indicating the edge of the plume, high at MW-6 and RW-1, indicating the center of the plume, and low in the south (MW-5 and MW-2), indicating the southerly edge of the plume. The chart of the total contaminant concentrations shown below illustrates this situation:

	<u>MW1</u>	<u>MW6</u>	<u>RW1</u>	<u>MW5</u>	<u>MW2</u>
Total Contaminant Concentration (ug/L)	105	1,223	1,607	27	2

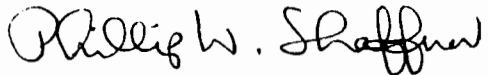
The laboratory analysis further indicates essentially the same contaminants beneath the 7 Badger Avenue site as are found beneath the 2 Badger Avenue Site.

It is believed that data obtained in this investigation fully supports the preliminary conclusion that the source of the contamination found beneath the 7 Badger Avenue site is from the 2 Badger Avenue property.

It is believed that the activities described herein conclude the investigations related to the source of the subsurface contamination found beneath the 7 Badger Avenue site. Additional investigation and potential remediation activities at the 2 Badger Avenue site remain to be discussed and will be forthcoming in a report.

Thank you for the opportunity to provide these services.  
Please contact me if you have questions.

Sincerely,



Phillip W. Shaffner  
Project Manager

cc: Mr. Thomas Suozzo, NYSDEC

**BUCK ENVIRONMENTAL  
LABORATORIES INC.**

ACCREDITED ENVIRONMENTAL ANALYSIS

3845 ROUTE 11 SOUTH,  
CORTLAND, N.Y. 13045P.O. BOX 5150  
607 753-3403VOLATILE ORGANIC COMPOUNDS  
(BY EPA 8021)

Client: Touhey Associates

Site: Badger Avenue

Sample: MW-1

Lab Log No. 9205229

Report Date: 6/12/92

Date Sampled: 5/29/92

Date of Analysis: 6/04/92

Sampled By: E. Mosen


COMPOUND	ug/L
Benzene	ND
Bromobenzene	ND
Bromochloromethane	ND
Bromodichloromethane	ND
Bromoform	ND
Bromomethane	ND
n-Butylbenzene	ND
sec-Butylbenzene	ND
tert-Butylbenzene	ND
Carbon tetrachloride	ND
Chlorobenzene	ND
Chloroethane	ND
Chloroform	ND
Chloromethane	ND
2-Chlorotoluene	ND
4-Chlorotoluene	ND
Dibromochloromethane	ND
1,2-Dibromo-3-chloropropane	ND
1,2-Dibromoethane	ND
Dibromomethane	ND
1,2-Dichlorobenzene	ND
1,3-Dichlorobenzene	ND
1,4-Dichlorobenzene	ND
Dichlorodifluoromethane	ND
1,1-Dichloroethane	ND
1,2-Dichloroethane	ND
1,1-Dichloroethene	ND
cis-1,2-Dichloroethene	1.9
trans-1,2-Dichloroethene	ND
1,2-Dichloropropane	ND

COMPOUND	ug/L
1,3-Dichloropropane	ND
2,2-Dichloropropane	ND
1,1-Dichloropropene	ND
cis-1,3-Dichloropropene	ND
trans-1,3-Dichloropropene	ND
Ethylbenzene	ND
Hexachlorobutadiene	ND
Isopropylbenzene	ND
p-Isopropyltoluene	ND
Methylene chloride	ND
Naphthalene	ND
n-Propylbenzene	ND
Styrene	ND
1,1,1,2-Tetrachloroethane	ND
1,1,2,2-Tetrachloroethane	ND
Tetrachloroethene	ND
Toluene	ND
1,2,3-Trichlorobenzene	ND
1,2,4-Trichlorobenzene	ND
1,1,1-Trichloroethane	1.1
1,1,2-Trichloroethane	ND
Trichloroethene	102
Trichlorofluoromethane	ND
1,2,3-Trichloropropane	ND
1,2,4-Trimethylbenzene	ND
1,3,5-Trimethylbenzene	ND
Vinyl chloride	ND
o-Xylene	ND
m-Xylene	ND
p-Xylene (coelutes with "m")	-

ND indicates that no amount greater than 1.0 ug/L was detected.

I certify that the method used in this testing complies with EPA Method 8021 and requirements of the New York State Health Department Environmental Laboratory Approval Program.

ELAP NO. 10795



John H. Buck, P.E.  
Laboratory Director

**BUCK ENVIRONMENTAL  
LABORATORIES INC.**

ACCREDITED ENVIRONMENTAL ANALYSIS

3845 ROUTE 11 SOUTH, P.O. BOX 5150  
CORTLAND, N.Y. 13045 607-753-3403VOLATILE ORGANIC COMPOUNDS  
(BY EPA 8021)

Client: Touhey Associates

Lab Log No. 9205229

Site: Badger Avenue

Report Date: 6/12/92

Sample: MW-2

Date Sampled: 5/29/92

Date of Analysis: 6/04/92

Sampled By: E. Monsen

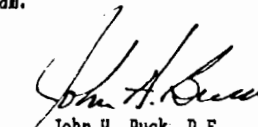
COMPOUND	ug/L
Benzene	ND
Bromobenzene	ND
Bromochloromethane	ND
Bromodichloromethane	ND
Bromoform	ND
Bromomethane	ND
n-Butylbenzene	ND
sec-Butylbenzene	ND
tert-Butylbenzene	ND
Carbon tetrachloride	ND
Chlorobenzene	ND
Chloroethane	ND
Chloroform	ND
Chloromethane	ND
2-Chlorotoluene	ND
4-Chlorotoluene	ND
Dibromochloromethane	ND
1,2-Dibromo-3-chloropropane	ND
1,2-Dibromoethane	ND
Dibromomethane	ND
1,2-Dichlorobenzene	ND
1,3-Dichlorobenzene	ND
1,4-Dichlorobenzene	ND
Dichlorodifluoromethane	ND
1,1-Dichloroethane	ND
1,2-Dichloroethane	ND
1,1-Dichloroethene	ND
cis-1,2-Dichloroethene	ND
trans-1,2-Dichloroethene	ND
1,2-Dichloropropane	ND

COMPOUND	ug/L
1,3-Dichloropropane	ND
2,2-Dichloropropane	ND
1,1-Dichloropropene	ND
cis-1,3-Dichloropropene	ND
trans-1,3-Dichloropropene	ND
Ethylbenzene	ND
Hexachlorobutadiene	ND
Isopropylbenzene	ND
p-Isopropyltoluene	ND
Methylene chloride	ND
Naphthalene	ND
n-Propylbenzene	ND
Styrene	ND
1,1,1,2-Tetrachloroethane	ND
1,1,2,2-Tetrachloroethane	ND
Tetrachloroethene	ND
Toluene	ND
1,2,3-Trichlorobenzene	ND
1,2,4-Trichlorobenzene	ND
1,1,1-Trichloroethane	ND
1,1,2-Trichloroethane	ND
Trichloroethene	1.8
Trichlorofluoromethane	ND
1,2,3-Trichloropropane	ND
1,2,4-Trimethylbenzene	ND
1,3,5-Trimethylbenzene	ND
Vinyl chloride	ND
o-Xylene	ND
m-Xylene	ND
p-Xylene (coelutes with "m")	-

ND indicates that no amount greater than 1.0 ug/L was detected.

I certify that the method used in this testing complies with EPA Method 8021 and requirements of the New York State Health Department Environmental Laboratory Approval Program.

ELAP NO. 10795

  
John H. Buck, P.E.  
Laboratory Director

**BUCK ENVIRONMENTAL  
LABORATORIES INC.**

ACCREDITED ENVIRONMENTAL ANALYSIS

3845 ROUTE 11 SOUTH, P.O. BOX 5150  
CORTLAND, N.Y. 13045 607-753-3403VOLATILE ORGANIC COMPOUNDS  
(BY EPA 8021)

Client: Touhey Associates

Lab Log No. 9205229

Site: Badger Avenue

Report Date: 6/12/92

Date Sampled: 5/29/92

Sample: MW-3

Date of Analysis: 6/04/92

Sampled By: E. Monsen

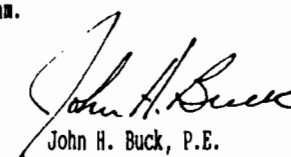
COMPOUND	ug/L
Benzene	ND
Bromobenzene	ND
Bromochloromethane	ND
Bromodichloromethane	ND
Bromoform	ND
Bromomethane	ND
n-Butylbenzene	ND
sec-Butylbenzene	ND
tert-Butylbenzene	ND
Carbon tetrachloride	ND
Chlorobenzene	ND
Chloroethane	ND
Chloroform	ND
Chloromethane	ND
2-Chlorotoluene	ND
4-Chlorotoluene	ND
Dibromochloromethane	ND
1,2-Dibromo-3-chloropropane	ND
1,2-Dibromoethane	ND
Dibromomethane	ND
1,2-Dichlorobenzene	ND
1,3-Dichlorobenzene	ND
1,4-Dichlorobenzene	ND
Dichlorodifluoromethane	ND
1,1-Dichloroethane	ND
1,2-Dichloroethane	ND
1,1-Dichloroethene	ND
cis-1,2-Dichloroethene	ND
trans-1,2-Dichloroethene	ND
1,2-Dichloropropane	ND

COMPOUND	ug/L
1,3-Dichloropropane	ND
2,2-Dichloropropane	ND
1,1-Dichloropropene	ND
cis-1,3-Dichloropropene	ND
trans-1,3-Dichloropropene	ND
Ethylbenzene	ND
Hexachlorobutadiene	ND
Isopropylbenzene	ND
p-Isopropyltoluene	ND
Methylene chloride	ND
Naphthalene	ND
n-Propylbenzene	ND
Styrene	ND
1,1,1,2-Tetrachloroethane	ND
1,1,2,2-Tetrachloroethane	ND
Tetrachloroethene	ND
Toluene	ND
1,2,3-Trichlorobenzene	ND
1,2,4-Trichlorobenzene	ND
1,1,1-Trichloroethane	ND
1,1,2-Trichloroethane	ND
Trichloroethene	ND
Trichlorofluoromethane	ND
1,2,3-Trichloropropane	ND
1,2,4-Trimethylbenzene	ND
1,3,5-Trimethylbenzene	ND
Vinyl chloride	ND
o-Xylene	ND
m-Xylene	ND
p-Xylene (coelutes with "m")	-

ND indicates that no amount greater than 1.0 ug/L was detected.

I certify that the method used in this testing complies with EPA Method 8021 and requirements of the New York State Health Department Environmental Laboratory Approval Program.

ELAP NO. 10795



John H. Buck, P.E.  
Laboratory Director

**BUCK ENVIRONMENTAL**  
LABORATORIES INC.

ACCREDITED ENVIRONMENTAL ANALYSIS

3845 ROUTE 11 SOUTH,  
CORTLAND, N.Y. 13045P.O. BOX 5150  
607-753-3403VOLATILE ORGANIC COMPOUNDS  
(BY EPA 8021)

Client: Touhey Associates

Site: Badger Avenue

Sample: MW-4

Lab Log No. 9205229

Report Date: 6/12/92

Date Sampled: 5/29/92

Date of Analysis: 6/04/92

Sampled By: E. Mosen


COMPOUND	ug/L
Benzene	ND
Bromobenzene	ND
Bromochloromethane	ND
Bromodichloromethane	ND
Bromoform	ND
Bromomethane	ND
n-Butylbenzene	ND
sec-Butylbenzene	ND
tert-Butylbenzene	ND
Carbon tetrachloride	ND
Chlorobenzene	ND
Chloroethane	ND
Chloroform	ND
Chloromethane	ND
2-Chlorotoluene	ND
4-Chlorotoluene	ND
Dibromochloromethane	ND
1,2-Dibromo-3-chloropropane	ND
1,2-Dibromoethane	ND
Dibromomethane	ND
1,2-Dichlorobenzene	ND
1,3-Dichlorobenzene	ND
1,4-Dichlorobenzene	ND
Dichlorodifluoromethane	ND
1,1-Dichloroethane	ND
1,2-Dichloroethane	ND
1,1-Dichloroethene	ND
cis-1,2-Dichloroethene	59.9
trans-1,2-Dichloroethene	ND
1,2-Dichloropropane	ND

COMPOUND	ug/L
1,3-Dichloropropane	ND
2,2-Dichloropropane	ND
1,1-Dichloropropene	ND
cis-1,3-Dichloropropene	ND
trans-1,3-Dichloropropene	ND
Ethylbenzene	ND
Hexachlorobutadiene	ND
Isopropylbenzene	ND
p-Isopropyltoluene	ND
Methylene chloride	ND
Naphthalene	ND
n-Propylbenzene	ND
Styrene	ND
1,1,1,2-Tetrachloroethane	ND
1,1,2,2-Tetrachloroethane	ND
Tetrachloroethene	ND
Toluene	ND
1,2,3-Trichlorobenzene	ND
1,2,4-Trichlorobenzene	ND
1,1,1-Trichloroethane	ND
1,1,2-Trichloroethane	ND
Trichloroethene	25.4
Trichlorofluoromethane	ND
1,2,3-Trichloropropane	ND
1,2,4-Trimethylbenzene	ND
1,3,5-Trimethylbenzene	ND
Vinyl chloride	ND
o-Xylene	ND
m-Xylene	ND
p-Xylene (coelutes with "m")	-

ND indicates that no amount greater than 1.0 ug/L was detected.

I certify that the method used in this testing complies with EPA Method 8021 and requirements of the New York State Health Department Environmental Laboratory Approval Program.

ELAP NO. 10795

  
John H. Buck, P.E.  
Laboratory Director



**BUCK ENVIRONMENTAL**  
LABORATORIES INC.

ACCREDITED ENVIRONMENTAL ANALYSIS

3845 ROUTE 11 SOUTH,  
CORTLAND, N.Y. 13045P.O. BOX 5150  
607-753-3403VOLATILE ORGANIC COMPOUNDS  
(BY EPA 8021)

Client: Touhey Associates

Site: Badger Avenue

Sample: MW-5

Lab Log No. 9205229

Report Date: 6/12/92

Date Sampled: 5/29/92

Date of Analysis: 6/04/92

Sampled By: E. Monsen

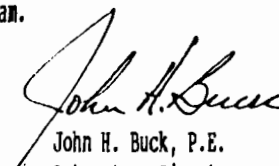
COMPOUND	ug/L
Benzene	ND
Bromobenzene	ND
Bromochloromethane	ND
Bromodichloromethane	ND
Bromoform	ND
Bromomethane	ND
n-Butylbenzene	ND
sec-Butylbenzene	ND
tert-Butylbenzene	ND
Carbon tetrachloride	ND
Chlorobenzene	ND
Chloroethane	ND
Chloroform	ND
Chloromethane	ND
2-Chlorotoluene	ND
4-Chlorotoluene	ND
Dibromochloromethane	ND
1,2-Dibromo-3-chloropropane	ND
1,2-Dibromoethane	ND
Dibromomethane	ND
1,2-Dichlorobenzene	ND
1,3-Dichlorobenzene	ND
1,4-Dichlorobenzene	ND
Dichlorodifluoromethane	ND
1,1-Dichloroethane	ND
1,2-Dichloroethane	ND
1,1-Dichloroethene	ND
cis-1,2-Dichloroethene	3.7
trans-1,2-Dichloroethene	ND
1,2-Dichloropropane	ND

COMPOUND	ug/L
1,3-Dichloropropane	ND
2,2-Dichloropropane	ND
1,1-Dichloropropene	ND
cis-1,3-Dichloropropene	ND
trans-1,3-Dichloropropene	ND
Ethylbenzene	ND
Hexachlorobutadiene	ND
Isopropylbenzene	ND
p-Isopropyltoluene	ND
Methylene chloride	ND
Naphthalene	ND
n-Propylbenzene	ND
Styrene	ND
1,1,1,2-Tetrachloroethane	ND
1,1,2,2-Tetrachloroethane	ND
Tetrachloroethene	ND
Toluene	ND
1,2,3-Trichlorobenzene	ND
1,2,4-Trichlorobenzene	ND
1,1,1-Trichloroethane	ND
1,1,2-Trichloroethane	ND
Trichloroethene	23.8
Trichlorofluoromethane	ND
1,2,3-Trichloropropane	ND
1,2,4-Trimethylbenzene	ND
1,3,5-Trimethylbenzene	ND
Vinyl chloride	ND
o-Xylene	ND
m-Xylene	ND
p-Xylene (coelutes with "m")	-

ND indicates that no amount greater than 1.0 ug/L was detected.

I certify that the method used in this testing complies with EPA Method 8021 and requirements of the New York State Health Department Environmental Laboratory Approval Program.

ELAP NO. 10795

  
John H. Buck, P.E.  
Laboratory Director

**BUCK ENVIRONMENTAL**  
LABORATORIES INC.

ACCREDITED ENVIRONMENTAL ANALYSIS

3845 ROUTE 11 SOUTH,  
CORTLAND, N.Y. 13045P.O. BOX 5150  
607-753-3403VOLATILE ORGANIC COMPOUNDS  
(BY EPA 8021)

Client: Touhey Associates

Site: Badger Avenue

Sample: MW-6

Lab Log No. 9205229

Report Date: 6/12/92

Date Sampled: 5/29/92

Date of Analysis: 6/04/92

Sampled By: E. Monsen

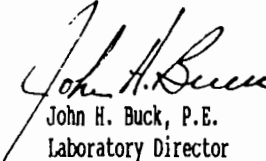
COMPOUND	ug/L
Benzene	ND
Bromobenzene	ND
Bromochloromethane	ND
Bromodichloromethane	ND
Bromoform	ND
Bromomethane	ND
n-Butylbenzene	ND
sec-Butylbenzene	ND
tert-Butylbenzene	ND
Carbon tetrachloride	ND
Chlorobenzene	ND
Chloroethane	ND
Chloroform	ND
Chloromethane	ND
2-Chlorotoluene	ND
4-Chlorotoluene	ND
Dibromochloromethane	ND
1,2-Dibromo-3-chloropropane	ND
1,2-Dibromoethane	ND
Dibromomethane	ND
1,2-Dichlorobenzene	ND
1,3-Dichlorobenzene	ND
1,4-Dichlorobenzene	ND
Dichlorodifluoromethane	ND
1,1-Dichloroethane	ND
1,2-Dichloroethane	ND
1,1-Dichloroethene	ND
cis-1,2-Dichloroethene	299
trans-1,2-Dichloroethene	ND
1,2-Dichloropropane	ND

COMPOUND	ug/L
1,3-Dichloropropane	ND
2,2-Dichloropropane	ND
1,1-Dichloropropene	ND
cis-1,3-Dichloropropene	ND
trans-1,3-Dichloropropene	ND
Ethylbenzene	ND
Hexachlorobutadiene	ND
Isopropylbenzene	ND
p-Isopropyltoluene	ND
Methylene chloride	ND
Naphthalene	ND
n-Propylbenzene	ND
Styrene	ND
1,1,1,2-Tetrachloroethane	ND
1,1,2,2-Tetrachloroethane	ND
Tetrachloroethene	ND
Toluene	ND
1,2,3-Trichlorobenzene	ND
1,2,4-Trichlorobenzene	ND
1,1,1-Trichloroethane	ND
1,1,2-Trichloroethane	ND
Trichloroethene	924
Trichlorofluoromethane	ND
1,2,3-Trichloropropane	ND
1,2,4-Trimethylbenzene	ND
1,3,5-Trimethylbenzene	ND
Vinyl chloride	ND
o-Xylene	ND
m-Xylene	ND
p-Xylene (coelutes with "m")	-

ND indicates that no amount greater than 1.0 ug/L was detected.

I certify that the method used in this testing complies with EPA Method 8021 and requirements of the New York State Health Department Environmental Laboratory Approval Program.

ELAP NO. 10795

  
John H. Buck, P.E.  
Laboratory Director

**BUCK ENVIRONMENTAL  
LABORATORIES INC.**

ACCREDITED ENVIRONMENTAL ANALYSIS

3845 ROUTE 11 SOUTH,  
CORTLAND, N.Y. 13045P.O. BOX 5150  
607-753-3403VOLATILE ORGANIC COMPOUNDS  
(BY EPA 8021)

Client: Touhey Associates

Lab Log No. 9205229

Site: Badger Avenue

Report Date: 6/12/92

Date Sampled: 5/29/92

Sample: RW-1

Date of Analysis: 6/04/92

Sampled By: E. Monsen


COMPOUND	ug/L
Benzene	ND
Bromobenzene	ND
Bromochloromethane	ND
Bromodichloromethane	ND
Bromoform	ND
Bromomethane	ND
n-Butylbenzene	ND
sec-Butylbenzene	ND
tert-Butylbenzene	ND
Carbon tetrachloride	ND
Chlorobenzene	ND
Chloroethane	ND
Chloroform	ND
Chloromethane	ND
2-Chlorotoluene	ND
4-Chlorotoluene	ND
Dibromochloromethane	ND
1,2-Dibromo-3-chloropropane	ND
1,2-Dibromoethane	ND
Dibromomethane	ND
1,2-Dichlorobenzene	ND
1,3-Dichlorobenzene	ND
1,4-Dichlorobenzene	ND
Dichlorodifluoromethane	ND
1,1-Dichloroethane	ND
1,2-Dichloroethane	ND
1,1-Dichloroethene	ND
cis-1,2-Dichloroethene	1,210
trans-1,2-Dichloroethene	ND
1,2-Dichloropropane	ND

COMPOUND	ug/L
1,3-Dichloropropane	ND
2,2-Dichloropropane	ND
1,1-Dichloropropene	ND
cis-1,3-Dichloropropene	ND
trans-1,3-Dichloropropene	ND
Ethylbenzene	ND
Hexachlorobutadiene	ND
Isopropylbenzene	ND
p-Isopropyltoluene	ND
Methylene chloride	ND
Naphthalene	ND
n-Propylbenzene	ND
Styrene	ND
1,1,1,2-Tetrachloroethane	ND
1,1,1,2,2-Tetrachloroethane	ND
Tetrachloroethene	ND
Toluene	ND
1,2,3-Trichlorobenzene	ND
1,2,4-Trichlorobenzene	ND
1,1,1-Trichloroethane	50.0
1,1,2-Trichloroethane	ND
Trichloroethene	347
Trichlorofluoromethane	ND
1,2,3-Trichloropropane	ND
1,2,4-Trimethylbenzene	ND
1,3,5-Trimethylbenzene	ND
Vinyl chloride	ND
o-Xylene	ND
m-Xylene	ND
p-Xylene (coelutes with "m")	-

ND indicates that no amount greater than 50.0 ug/L was detected.

I certify that the method used in this testing complies with EPA Method 8021 and requirements of the New York State Health Department Environmental Laboratory Approval Program.

ELAP NO. 10795

  
John H. Buck, P.E.  
Laboratory Director