

**CITY OF ROME**  
**TANNERY ROAD LANDFILL**  
**2003 ANNUAL REPORT**


Prepared for:

City of Rome  
City Hall 198 N. Washington Street  
Rome, New York 13440

Prepared by:

Delaware Engineering, P.C.  
28 Madison Avenue Extension  
Albany, New York 12203

**FEBRUARY 2004**



---

**TABLE OF CONTENTS**

**1.0 INTRODUCTION..... 3**

**2.0 GROUND WATER AND LEACHATE ANALYTICAL DATA ..... 3**

**3.0 GROUND WATER ELEVATION DATA..... 4**

**4.0 SITE INSPECTIONS..... 5**

    4.1 WEEKLY SITE INSPECTIONS ..... 5

    4.2 MONTHLY INSPECTIONS ..... 5

**5.0 GROUND WATER / LEACHATE PUMPING SYSTEM..... 5**

**6.0 RECOMMENDATIONS..... 6**

Table 1 Summary of 2003 Ground Water Elevation Data

Table 2 Summary of Monthly Leachate Volume Pumping Data

**List of Appendices**

Appendix A Analytical Data Summary Tables

Appendix B Monitoring Well and Leachate Well Time Series Concentration Graphs

Appendix C Monitoring Well and Leachate Well Ground Water Level Elevation Data

Appendix D Monthly Inspection Forms

**List of Figures**

March 2003 Ground Water Contour Map

June 2003 Ground Water Contour Map

September 2003 Ground Water Contour Map

December 2003 Ground Water Contour Map

## 1.0 INTRODUCTION

This document presents the 2003 annual report for the post closure operations, including maintenance and monitoring activities for the closed City of Rome Landfill located on Tannery Road in the City of Rome, Oneida County, New York. Final closure of the landfill was completed in September 1997 and in January 1999 the New York State Department of Environmental Conservation (NYSDEC) approved the closure certification report.

The post closure maintenance and monitoring activities were performed pursuant to the Operation, Maintenance and Monitoring Plan (Revised October 19, 1999) that was approved by the NYSDEC. This annual report covers the period from February 2003 through January 2004.

Pursuant to the approved Operation, Maintenance and Monitoring Plan (O&M), this annual report provides the following information:

- The results of all ground water and leachate quality analytical data.
- The amount of ground water/leachate collected from the recovery wells.
- Water level monitoring and ground water contour maps for March, June, September and December 2003.
- Monthly Inspection Data.

Pursuant to a request by the New York State Department of Environmental Conservation, an off-site investigation was conducted in 2003. This investigation consisted of a reconnaissance of the landfill area and adjacent properties for the presence of ground water seeps. Aqueous and sediment samples from selected seeps and from Canada Creek were collected and submitted for laboratory analysis. A report on the results of this investigation has been submitted to the City of Rome and the New York State Department of Environmental Conservation under separate cover.

## 2.0 GROUND WATER AND LEACHATE ANALYTICAL DATA

Ground water samples were collected in March, June, September and December from monitoring wells MW-1S, MW-2S, MW-3S, MW-4S, MW-5S, MW-7D and groundwater/leachate wells MW-10 and MW-12. The September and December samples were analyzed for the NYSDEC Part 360 Routine parameters. The samples collected in June 2003 were analyzed for the Part 360 baseline parameters. Pursuant to the September 2002 Off-Site Investigation work plan approved by NYSDEC, ground water samples were also collected from monitoring wells MW-1D, MW-2S, MW-2I(DPS), MW-2D and MW-7S during the March 2003 monitoring event. All samples collected in March 2003 were analyzed for the Part 360 Routine Parameters and the NYSDEC Target Compound List volatile organic compounds. Ground water sample collection was performed following the procedures specified in the NYSDEC approved O&M manual.

Analytical results have been previously submitted to the NYSDEC in the quarterly monitoring reports. Tables summarizing the analytical data for each monitoring well from March 1999 to

present are provided in Appendix A. Concentrations that exceeded the New York State ground water standard are presented in a bold font.

The ground water analytical data from 2003 demonstrates that ground water in the vicinity of monitoring wells MW-3S, MW-4S and MW-7D continue to exhibit elevated concentrations of landfill related constituents. Ground water from monitoring wells MW-3S, MW-4S and MW-7D continue to consistently exhibit ammonia concentrations above the ground water standard and upgradient MW-9S concentrations. Ground water from monitoring well MW-7D continues to exhibit benzene and xylene concentrations that are above the respective ground water standards.

Times series concentration graphs of several leachate indicator parameters (alkalinity, ammonia, boron, chloride, iron, potassium, sodium, TDS) for each monitoring well are provided in Appendix C. The time series trend graphs indicate a decreasing trend in the MW-3S ground water concentrations of alkalinity, boron, chloride, iron, potassium, sodium and TDS. Data indicate that implementation of the procedures stipulated in the Record of Decision have resulted in an improvement in the ground water quality in the vicinity of monitoring well MW-3S.

### 3.0 GROUND WATER ELEVATION DATA

Consistent with the O&M plan, ground water elevation data were measured monthly from monitoring wells MW-1S, MW-2S, MW-3S, MW-4S, MW-5S, MW-7S, MW-9S, piezometer PZ-1 and leachate wells MW-10, MW-11 and MW-12. A summary of the 2003 ground water elevation data is provided in Table 1. Ground water contour maps for March, June, September and December 2003 have been provided in the quarterly ground water monitoring reports. Graphs depicting ground water elevations over time for each monitoring well are provided in Appendix C.

Monitoring well MW-9S has been considered upgradient of the landfill. However, historical ground water elevation data indicate that there are periods when the ground water level elevation in MW-9S are lower than the water level elevation in landfill leachate wells MW-10 and MW-12 and lower than the ground water elevation in monitoring well MW-3. Monitoring well MW-9S is located at a greater distance in an upgradient direction from the landfill than any other monitoring well, and would be expected to exhibit less of a landfill related impact on ground water quality, if any, than any other landfill monitoring well. Therefore, for the purpose of comparing ground water analytical results, ground water data from monitoring well MW-9S has been considered representative background conditions.

The ground water elevation data indicate that from January 2003 through January 2004, ground water elevations from monitoring wells MW-3S and MW-9S were higher than the leachate well MW-10 elevations, indicating an inward gradient. With the exception of the ground water elevation measured in September 2003, all ground water elevations from monitoring wells MW-4S and MW-5S between January 2003 and January 2004 were higher than the MW-10 elevations, indicating an inward gradient during almost the entire year. The elevation data for monitoring well MW-2S demonstrates that during most of 2003 there was an inward gradient in the vicinity of monitoring well MW-2S. Ground water elevations in monitoring wells MW-1S, MW-7S and MW-7D continue to be lower than the MW-12 landfill leachate monitoring well, indicating a continuing outward gradient.

The time series water elevation graph for leachate well MW-12 indicate that the water level elevation in the well has decreased from pre-closure elevations and shows an overall decreasing trend in the water level elevation in this part of the landfill. The data from wells MW-10 and MW-11 indicate that water level elevations in the vicinity of these wells remained consistent through 2003. A linear trend line has been plotted on each graph.

The trend line for the ground water monitoring wells outside the landfill indicate that ground water elevations outside the landfill have not significantly changed, which indicates that the overall decreasing trend in leachate well MW-12 elevations is not related to a decrease in precipitation. The data indicate that the four leachate recovery wells have reduced the volume of leachate in the landfill and reduced the overall head difference between the landfill and the monitoring wells located outside the slurry/sheet pile wall.

#### **4.0 SITE INSPECTIONS**

##### **4.1 Weekly Site Inspections**

Weekly landfill inspections were performed by City of Rome personnel in accordance with the procedures detailed in the O&M manual. The weekly inspections included evaluation of the ground water/leachate pumping operation and general site security.

##### **4.2 Monthly Inspections**

Delaware Engineering performed monthly landfill inspections. The inspections included general review of landfill cap conditions, general site conditions, evaluation and recording of data for the ground water/leachate pumping system, collection of ground water levels and operability of the landfill flares and passive gas vents. In March, June, September and December, ground water samples were collected and submitted for analysis as discussed in Section 2.0. The annual gas vent inspection and hydrogen sulfide measurements were conducted on August 30, 2003. Copies of the completed inspection forms are provided in Appendix D.

#### **5.0 GROUND WATER / LEACHATE PUMPING SYSTEM**

For each recovery well, readings from the flow totalizers in the meter pit were recorded during the monthly inspections. Leachate flows for each recovery well for the period from January 16, 2003 to January 29, 2004 are presented below. A summary of the monthly leachate pumping volumes is provided in Table 2.

RW-1	487,500 gallons
RW-2	1,040,800 gallons
RW-3	632,900 gallons
RW-4	1,497,400 gallons
Total Gallons	3,658,600

A summary of the total gallons of leachate that have been pumped from the landfill since 1998 is provided in the following table.

YEAR	RW-1	RW-2	RW-3	RW-4	TOTAL
1998 (To 12/18/98)	998,300	1,403,300	366,300	328,900	3,096,800
1999 (12/18/98 to 12/20/99)	822,193	1,334,300	318,500	141,000	2,615,993
2000 (12/20/99 to 1/12/01)	724,800	1,351,300	223,200	0	2,299,300
2001 (1/12/01 to 1/16/02)	596,400	1,179,900	297,500	0	2,073,800
2002 (1/16/02 to 1/9/03)	515,900	1,025,600	414,400	299,300	2,255,200
2003 (1/9/03 to 1/29/04)	487,500	1,040,800	632,900	1,497,400	3,658,600
<b>Total</b>	<b>4,145,093</b>	<b>7,335,200</b>	<b>2,252,800</b>	<b>2,266,600</b>	<b>15,999,693</b>

The data provided in the preceding table shows that prior to 2003, recovery well RW-4 was not functionally operational. The repairs and modifications to RW-4 that were conducted in 2002 have significantly increased the quantity of leachate pumped from this well. The total volume of leachate pumped from the landfill in 2004 is the highest volume since pumping began in 1998. The increase in leachate pumped from recover well RW-4 may over time facilitate a reduction in the leachate/ground water elevation in the landfill and result in an improvement in controlling the movement of leachate away from the landfill.

## 6.0 RECOMMENDATIONS

As discussed in Section 3.0, ground water from monitoring wells MW-3S, MW-4S and MW-7S have continue to exhibit ammonia concentrations that exceed both the NYSDEC ground water standards and upgradient MW-9S concentrations. Ground water quality adjacent to the landfill has been adequately characterized. The landfill has been capped and leachate is actively pumped from the waste mass via the on-site recovery wells. Ground water quality is not expected to significantly change on a quarterly basis. Therefore, semi-annual collection and analysis of ground water from the on-site monitoring wells would provide adequate ground water monitoring. Pursuant to the findings of the off-site investigation, monitoring well MW-2D would be added to the ground water monitoring program.

The City of Rome requests that NYSDEC approve a reduction in ground water monitoring to semi-annual (April and October). On an alternating basis, samples collected during one of the semi-annual events would be analyzed for the Part 360 baseline parameters and the samples from the other monitoring event would be analyzed for the Part 360 routine parameters. Ground water elevation data would continue to be obtained on a monthly basis.

## TABLES

Table 1  
Water Level Elevation Data, Comparisons to MW-10 and MW-12  
Tannery Road Landfill  
Rome, New York

WELL	MEASURING POIN ELEVATION (FT.)	DEPTH TO WATER (FT.)												
		1/9/03	2/28/03	3/12/03	4/30/03	5/29/03	6/25/03	7/16/03	8/21/03	9/17/03	10/15/2003	11/05/2003	12/16/2003	01/29/2004
MW-1S	449.59	4.84	5.01	5.17	5.18	4.49	5.25	6.75	6.6	7.48	6.1	4.87	4.86	5.77
MW-2S	459.44	6.83	6.84	7.29	7.67	6.39	7.29	9.06	8.25	9.65	7.78	6.54	6.71	8.21
MW-3S	456.4	3.52	Frozen	Frozen	3.93	3.46	3.81	4.66	4.3	4.9	3.38	3.51	3.6	3.97
MW-4S	456.19	3.92	3.85	3.91	4.03	3.70	3.87	4.6	4.43	5.5	3.95	3.83	3.81	4.18
MW-5S	457.15	4.3	4.39	4.6	4.86	4.21	4.7	5.79	5.31	6.99	4.68	4.36	4.16	5.1
MW-7S	452.25	8.82	8.46	8.53	7.62	7.46	7.71	8.92	9.3	10.61	9.91	8.44	7.81	8.31
MW-9S	456.38	3.83	3.87	3.95	4.1	3.80	3.93	4.55	4.27	4.77	3.78	3.76	3.72	3.98
MW-10	486.3	34.89	35.12	35.05	35.05	34.83	35.02	35.11	35.12	35.57	34.65	35.11	34.11	NA
MW-11	502.4	51.96	52.18	52.19	52.03	51.89	51.97	52.57	52.14	52.37	51.79	52.18	52.02	51.97
MW-12	483.11	32.76	32.77	32.79	32.38	32.28	32.36	32.59	32.81	33.19	32.77	32.67	32.48	32.46
PZ-1	454.37	5.78	6.18	6.53	6.37	5.68	6.6	8.14	8.12	9.18	7.77	5.58	5.81	6.95
MW-7D	451.79			8.91	7.49	7.45	7.88	9.05	9.49	10.57	9.73		7.98	

WELL	1/9/03	2/28/03	3/12/03	4/30/03	5/29/03	6/25/03	7/16/03	8/21/03	9/17/03	10/15/2003	11/05/2003	12/16/2003	01/29/2004
MW-1S	444.95	444.58	444.42	444.41	445.10	444.34	442.84	442.99	442.11	443.49	444.72	444.78	443.82
MW-2S	452.61	452.6	452.15	451.77	453.05	452.15	450.38	451.19	449.79	451.66	452.9	452.73	451.23
MW-3S	452.88	Frozen	Frozen	452.47	452.94	452.59	451.74	452.1	451.5	453.02	452.89	452.8	452.43
MW-4S	452.27	452.34	452.28	452.16	452.49	452.32	451.59	451.76	450.69	452.24	452.36	452.38	452.01
MW-5S	452.85	452.76	452.55	452.29	452.94	452.45	451.36	451.84	450.16	452.49	452.79	452.99	452.05
MW-7S	443.43	443.79	443.72	444.63	444.79	444.54	443.33	442.95	441.64	442.34	443.81	444.44	443.94
MW-9S	452.55	452.51	452.43	452.28	452.58	452.45	451.83	452.11	451.61	452.6	452.62	452.68	452.4
MW-10	451.41	451.18	451.25	451.25	451.47	451.28	451.19	451.18	450.73	451.65	451.19	452.19	NR
MW-11	450.44	450.22	450.21	450.37	450.51	450.43	449.83	450.26	450.03	450.61	450.22	450.38	450.43
MW-12	450.35	450.34	450.82	450.73	450.83	450.75	450.52	450.83	449.92	450.34	450.24	450.63	450.65
PZ-1	448.59	448.19	447.84	448	448.69	447.77	446.23	446.25	445.19	446.6	448.79	448.56	447.42
MW-7D			442.88	444.3	444.34	443.81	442.74	442.3	441.22	442.06		443.81	

WELL	1/9/03	2/28/03	3/12/03	4/30/03	5/29/03	6/25/03	7/16/03	8/21/03	9/17/03	10/15/2003	11/05/2003	12/16/2003	01/29/2004
MW-1S	5.4	5.76	5.9	6.32	5.73	6.41	7.68	7.31	7.81	6.85	5.52	5.9	6.83
MW-2S	-2.26	-2.26	-1.83	-1.04	-2.22	-1.4	0.14	-0.89	0.13	-1.32	-2.66	-2.1	-0.58
MW-3S	-2.53	Frozen	Frozen	-1.74	-2.11	-1.84	-1.22	-1.8	-1.58	-2.68	-2.85	-2.17	-1.76
MW-4S	-1.92	-2	-1.96	-1.43	-1.68	-1.57	-1.07	-1.46	-0.77	-1.9	-2.12	-1.75	-1.36
MW-5S	-2.5	-2.42	-2.23	-1.56	-2.11	-1.7	-0.84	-1.54	-0.24	-2.15	-2.55	-2.36	-1.4
MW-7S	6.92	6.55	6.6	6.1	6.04	6.21	7.19	7.35	8.28	8	6.43	6.19	6.71
MW-9S	-2.2	-2.17	-2.11	-1.55	-1.75	-1.7	-1.31	-1.81	-1.89	-2.26	-2.38	-2.03	-1.75
MW-10	-1.06	-0.94	-0.93	-0.52	-0.64	-0.53	-0.67	-0.88	-0.81	-1.31	-0.95	-1.56	NA
MW-11	-0.09	0.12	0.11	0.36	0.32	0.32	0.69	0.04	-0.11	-0.27	0.02	0.25	0.22
MW-12	0	0	0	0	0	0	0	0	0	0	0	0	0
PZ-1	1.76	2.15	2.48	2.73	2.14	2.98	4.29	4.05	4.73	3.74	1.45	2.07	3.23
MW-7D			7.44	6.43	6.49	6.84	7.78	8	8.7	8.28		6.82	

WELL	1/9/03	2/28/03	3/12/03	4/30/03	5/29/03	6/25/03	7/16/03	8/21/03	9/17/03	10/15/2003	11/05/2003	12/16/2003	01/29/2004
MW-1S	6.46	6.60	6.83	6.84	6.37	6.94	8.35	8.19	8.82	8.16	6.47	7.46	NA
MW-2S	-1.20	-1.42	-0.90	-0.52	-1.58	-0.87	0.81	-0.01	0.94	-0.01	-1.71	-0.54	NA
MW-3S	-1.47	Frozen	Frozen	-1.22	-1.47	-1.31	-0.55	-0.92	-0.77	-1.37	-1.70	-0.61	NA
MW-4S	-0.86	-1.16	-1.03	-0.91	-1.02	-1.04	-0.40	-0.58	0.04	-0.59	-1.17	-0.19	NA
MW-5S	-1.44	-1.58	-1.30	-1.04	-1.47	-1.17	-0.17	-0.66	0.57	-0.84	-1.60	-0.80	NA
MW-7S	7.98	7.39	7.53	6.62	6.68	6.74	7.66	8.23	9.09	9.31	7.38	7.75	NA
MW-9S	-1.14	-1.33	-1.18	-1.03	-1.11	-1.17	-0.64	-0.93	-0.88	-0.95	-1.43	-0.47	NA
PZ-1	2.82	2.99	3.41	3.25	2.78	3.51	4.96	4.93	5.54	5.05	2.40	3.63	NA
MW-7D			8.37	6.95	7.13	7.37	8.45	8.68	9.51	9.59		8.38	

Notes:

1) Water levels were collected from one upgradient monitoring well (MW-9S), six downgradient wells (MW-1S, MW-2S, MW-3S, MW-4S, MW-5S and MW-7S), one downgradient piezometer (PZ-1) and three leachate monitoring wells (MW-10), (MW-11), (MW-12).

2) A negative number indicates an inward gradient.

3) NA indicates monitoring well MW-10 was not accessible due to frozen conditions



**Table 2  
Operational Data Summary  
Tannery Road Landfill  
Rome, New York**

Pump Station at Tannery Road													Total Hours Operated	
Hour Meters														
	01/09/03	2/28/03	3/12/03	4/30/03	5/29/03	6/25/03	7/16/03	8/21/03	9/17/03	10/15/2003	11/05/2003	12/16/2003	01/29/2004	1/09/2003 - 9/17/2003
Pump #1	32,549	33,829	33,898	35,129	35,833	36,513	37,008	37,646	38,131	38,672	39,178	40,249	41,356	8,807
Pump #2	28,165	29,061	29,284	30,304	30,886	31,453	31,863	32,388	32,751	33,161	33,547	34,367	35,225	7,060
Totalizers in Meter Pit													Total Flow (Gallons)	
	01/09/03	2/28/03	3/12/03	4/30/03	5/29/03	6/25/03	7/16/03	8/21/03	9/17/03	10/15/2003	11/05/2003	12/16/2003	01/29/2004	1/09/2003 - 9/17/2003
RW-1	3,652,300	3,718,200	3,733,800	3,798,200	3,835,400	3,870,700	3,897,100	3,942,300	3,975,400	4,009,300	4,034,800	4,085,300	4,139,800	487,500
RW-2	6,294,400	6,431,700	6,465,000	6,601,900	6,680,900	6,755,600	6,812,100	6,906,600	6,977,300	7,050,400	7,106,100	7,216,200	7,335,200	1,040,800
RW-3	1,619,900	1,720,200	1,738,100	1,823,000	1,894,100	1,934,300	1,959,400	1,961,400	1,975,900	2,028,100	2,066,000	2,164,200	2,252,800	632,900
RW-4	769,200	953,100	998,300	1,207,200	1,405,100	1,582,100	1,703,600	1,808,100	1,838,600	1,881,800	1,924,000	2,080,800	2,266,600	1,497,400
Total														3,658,600
Hour Meters													Total Hours Operated	
	01/09/03	2/28/03	3/12/03	4/30/03	5/29/03	6/25/03	7/16/03	8/21/03	9/17/03	10/15/2003	11/05/2003	12/16/2003	01/29/2004	1/09/2003 - 9/17/2003
RW-1	100,780	102,467	102,670	104,531	105,498	106,402	107,085	108,412	109,348	110,345	111,095	112,592	114,176	13,396
RW-2	106,368	108,370	108,859	110,859	112,042	113,162	114,033	115,502	116,615	117,769	118,645	120,430	122,335	15,967
RW-3	215,128	227,092	229,983	240,539	247,369	253,865	258,842	260,161	261,744	268,434	273,464	283,235	293,761	78,638
RW-4	53,572	63,576	66,467	78,284	85,168	91,680	96,657	105,247	111,713	118,404	123,434	133,205	143,731	90,159

**APPENDIX A**

**ANALYTICAL DATA SUMMARY TABLES**

City of Rome  
Tannery Road Landfill  
Monitoring Well MW-1S  
Ground Water Analytical Data

Date	03/01/99	06/01/99	09/01/99	12/01/99	03/01/00	06/01/00	09/01/00	12/01/00	03/01/01	06/01/01	09/01/01	12/01/01	03/28/02	06/17/02	09/24/02	12/18/02	03/12/03	06/25/03	09/17/03	12/16/2003	NYSDEC Ground Water Standard
<b>Field Parameter</b>																					
Conductivity (µmhos/cm)	31	103	398	89	39	39	31	23	23	34	62	37	75	67	190	58	376	21	180	20	NS
pH (s.u.)	8.64	5.97	6.37	7	5.85	7.88	6.45	5.27	6.18	4.95	5.89	6.23	7.7	6.5	7.42	5.3	7.5	4.9	6.24	6.5	6.5 - 8.5
Temperature (deg C)	3.2	13.3	15.2	5.9	4.2	13	15.3		3.9	14.7	14.8	6.7	6	12.5	13.7	5.3	7.2	13	13.6	6	NS
Turbidity (NTU)	785	925	560	140	222	161	527	195	316	186	88	90	145	68	126	8	65	556	52	50	5
<b>Part 360 Leachate Indicator Parameters</b>																					
Ammonia-Nitrogen (mg/L)	<0.5	<0.5	2	<0.3	<0.3	<0.030	<0.030	<0.030	0.073	<0.030	0.089	<0.030	<0.030	<0.030	1.1	<0.030	0.14	<0.03	0.38	<0.03	2
Biochemical Oxygen Demand (BOD5) (mg/L)	8	<4.0	<2.0	2	<2.0	30	<2.0	<4.0	<4.0	<4.0	<4.0	<4.0	<4.0	4.6	12	<4.0	8.6	<4	<4.0	<4	NS
Bromide (mg/L)	<0.2	<2.0	<2.0	<2.0	<2.0	2.5	<0.010	<0.100	<0.100	<0.100	<0.100	<0.100	<0.100	<0.100	0.12	<0.100	<0.1	<0.1	<0.1	<0.1	2
Chemical Oxygen Demand (mg/L)	52	100	25	14	12	6.7	96	19	36	26	34	14	24	45	66	9.9	<1.0	33	25	35	NS
Chloride (mg/L)	<1.0	31	28	3.7	2.3	450	3.3	2.5	2.9	2.4	3.8	2.5	2.7	2.7	6.4	2.6	36	3.8	8.2	2.5	250
Color (Pt-Co)		46					30					50	20					8			15
Nitrate-Nitrogen (mg/L)	<0.2	<0.2	<0.2	0.4	0.3	0.18	0.1	<0.100	0.15	0.15	0.16	<0.100	0.15	<0.100	0.13	0.14	<0.1	0.15	<0.1	<0.1	10
Sulfate (mg/L)	5	10	94	9.8	7.7	4.7	9.7	6.9	6.7	6.8	17	6.2	7	6	13	6.2	<1.0	7.9	15	6.9	250
Total Alkalinity (mg/L)	<10.0	37	84	7.8	9	1.9	15	1.2	1.4	2	12	1.9	<1.0	4	64	4	170	4	37	<1	NS
Total Cyanide (mg/L)		<0.010					<0.010					<0.010	<0.010							<0.01	0.2
Total Dissolved Solids (mg/L)	140	140	260	39	30	1,900	26	<4.0	14	56	190	<4.0	170	26	120	42	280	30	120	34	500
Total Hardness (mg/L)	19	120	136	14	23	8	16	7.7	10	8.6	20	9.8	6.6	7.3	60	7.6	210	12	58	<7	NS
Total Kjeldahl Nitrogen (mg/L)	<0.5	2.4	1.3	<0.3	0.6	0.3	1.3	0.39	0.62	0.62	0.6	0.23	0.13	0.42	1.7	0.25	<0.1	0.27	0.58	0.34	NS
Total Organic Carbon (mg/L)	14	34	7	7.8	15.3	4.4	29	5.5	16	11	13	11.3	8.3	14	26	10	5.5	5.6	10	14	NS
Total Phenols (mg/L)	<0.005	<0.005	<0.001	0.004	0.001	<0.002	0.007	0.003	<0.002	<0.002	<0.002	<0.002	<0.002	0.012	0.003	<0.002	0.0046	<0.002	<0.002	0.0034	0.001
<b>Part 360 Routine Metals</b>																					
Boron (mg/L)		<0.100				<0.5	<0.5			<0.5	<0.5	<0.5	<0.5	<0.5	<0.5	<0.5		<0.5	<0.5	<0.5	1
Cadmium (mg/L)	<0.005	<0.005	<0.005	<0.005	<0.005	<0.010	<0.010	<0.010	<0.010	<0.010	<0.010	<0.010	<0.010	<0.010	<0.010	<0.010	<0.01	<0.01	<0.01	<0.01	0.005
Calcium (mg/L)	3.26	29.1	43.2	4.2	6.7	1.5	3.1	1.4	1.9	1.7	5.7	2.2	1	1.3	18	1.4	62	3.4	18	<1	NS
Iron (mg/L)	16.3	30.5	33.1	3.1	4.3	1.9	17	6.3	8.8	5.6	7.8	3.2	4.5	4.7	50	7.2	2	2.8	8.1	2.7	0.3*
Lead (mg/L)	0.012	0.029	0.01	<0.005	<0.005	<0.010	0.011	<0.010	<0.010	<0.010	<0.010	<1.0	<0.010	<0.010	0.02	<0.010	<0.01	<0.01	0.012	<0.01	0.025
Magnesium (mg/L)	2.7	11.2	6.8	0.94	1.5	<1.0	2	1	1.3	1	1.5	<1.0	<1.0	<1.0	3.9	<1.0	14	<1.0	3.3	<1	35 (GV)
Manganese (mg/L)	0.257	0.759	1.2	0.17	0.12	0.04	0.23	0.075	0.11	0.093	0.19	0.07	0.11	0.069	0.74	0.045	0.23	0.06	0.45	0.031	0.3*
Potassium (mg/L)	1.99	5.39	2.9	0.7	3.3	<1.0	1.2	<1.0	1.1	<1.0	1.2	<1.0	<1.0	<1.0	3.1	<1.0	1.2	<1.0	2.7	<1	NS
Sodium (mg/L)	1.2	12.2	9.9	1.8	8.8	1.6	1.2	<1.0	1.2	<1.0	7.5	1.2	2.8	<1.0	4.9	<1.0	12	1.7	12	<1	20
<b>Part 360 Additional Baseline Metals</b>																					
Aluminum (mg/L)		32					25					5	8.9					3			NS
Antimony (mg/L)		<0.015					0.012					<0.010	<0.010					<0.01			0.003
Arsenic (mg/L)		0.018					<0.010					<0.010	<0.010					0.013			0.025
Barium (mg/L)		0.431					<0.2					<0.2	<0.2					<0.2			1
Beryllium (mg/L)		<0.003					<0.010					<0.010	<0.010					<0.01			0.003 (GV)
Chromium (mg/L)		0.047					0.01					<0.010	<0.010					<0.01			0.05
Chromium, Hexavalent (mg/L)		<0.010					<0.010					<0.010	<0.010					<0.01			0.05
Cobalt (mg/L)		<0.020					<0.010					<0.010	<0.010					<0.01			NS
Copper (mg/L)		0.041					0.022					<0.010	<0.010					0.012			0.2
Mercury (mg/L)		<0.0002					0.00053					<0.0002	0.000300					<0.0002			0.0007
Nickel (mg/L)		0.039					0.012					<0.010	<0.010					<0.01			0.1
Selenium (mg/L)		<0.005					<0.010					<0.010	<0.010					<0.01			0.01
Silver (mg/L)		<0.010					<0.010					<0.010	<0.010					<0.01			0.05
Thallium (mg/L)		<0.010					<0.010					<0.010	<0.010					<0.01			0.0005 (GV)
Vanadium (mg/L)		0.031					0.012					<0.010	<0.010					<0.01			NS
Zinc (mg/L)		0.149					0.1					0.04	0.033					0.094			2
<b>Part 360 Volatile Organics</b>																					
1,1,1,2-Tetrachloroethane (µg/L)		<5.0					<5.0					<5.0	<5.0					<5			5
1,1,1-Trichloroethane (µg/L)		<5.0					<5.0					<5.0	<5.0					<5			5
1,1,2,2-Tetrachloroethane (µg/L)		<5.0					<5.0					<5.0	<5.0					<5			5
1,1,2-Trichloroethane (µg/L)		<5.0					<5.0					<5.0	<5.0					<5			1
1,1-Dichloroethane (µg/L)		<5.0					<5.0					<5.0	<5.0					<5			5
1,1-Dichloroethene (µg/L)		<5.0					<5.0					<5.0	<5.0					<5			5

City of Rome  
Tannery Road Landfill  
Monitoring Well MW-1S  
Ground Water Analytical Data

Date	03/01/99	06/01/99	09/01/99	12/01/99	03/01/00	06/01/00	09/01/00	12/01/00	03/01/01	06/01/01	09/01/01	12/01/01	03/28/02	06/17/02	09/24/02	12/18/02	03/12/03	06/25/03	09/17/03	12/16/2003	NYSDEC Ground Water Standard		
1,2,3-Trichloropropane (µg/L)												<5.0	<5.0								<5	0.04	
1,2-Dibromo-3-chloropropane (µg/L)													<5.0	<5.0								<5	0.04
1,2-Dibromoethane (EDB) (µg/L)													<5.0	<5.0								<5	5
1,2-Dichlorobenzene (µg/L)													<5.0	<5.0								<5	3
1,2-Dichloroethane (µg/L)													<5.0	<5.0								6	0.6
1,2-Dichloropropane (µg/L)													<5.0	<5.0								6	1
1,3-Dichlorobenzene (µg/L)													<5.0	<5.0								6	3
1,4-Dichloro-2-butene (µg/L)													<10.0	<10.0									5
1,4-Dichlorobenzene (µg/L)													<10.0	<10.0									3
2-Butanone (MEK) (µg/L)													<10.0	<10.0								<5	50 (GV)
2-Hexanone (µg/L)													<10.0	<10.0								<10	50 (GV)
4-Methyl 2-pentanone (µg/L)													<20.0	<20.0								<10	NS
Acetone (µg/L)													<5.0	<5.0								11	50 (GV)
Acrylonitrile (µg/L)													<5.0	<5.0									5
Benzene (µg/L)													<5.0	<5.0								6	1
Bromochloromethane (µg/L)													<5.0	<5.0								6	5
Bromodichloromethane (µg/L)													<5.0	<5.0								6	50 (GV)
Bromoform (µg/L)													<5.0	<5.0								6	50 (GV)
Bromomethane (µg/L)													<5.0	<5.0								6	5
Carbon disulfide (µg/L)													<5.0	<5.0								6	60 (GV)
Carbon tetrachloride (µg/L)													<5.0	<5.0								6	5
Chlorobenzene (µg/L)													<5.0	<5.0								6	5
Chloroethane (µg/L)													<5.0	<5.0								6	5
Chloroform (µg/L)													<5.0	<5.0								6	7
Chloromethane (µg/L)													<5.0	<5.0								6	5
cis-1,2-Dichloroethene (µg/L)													<5.0	<5.0								6	5
cis-1,3-Dichloropropene (µg/L)													<5.0	<5.0								6	5
Dibromochloromethane (µg/L)													<5.0	<5.0								6	0.4**
Dibromomethane (µg/L)													<5.0	<5.0								6	50 (GV)
Ethyl benzene (µg/L)													<20.0	<10.0									5
Iodomethane (µg/L)													<10.0	<10.0									5
Methylene Chloride (µg/L)													<5.0	<5.0									5
Styrene (µg/L)													<5	<5									5
Tetrachloroethene (µg/L)													<5.0	<5.0									5
Toluene (µg/L)													<5.0	<5.0									5
trans-1,2-Dichloroethene (µg/L)													<5.0	<5.0									5
trans-1,3-Dichloropropene (µg/L)													<50.0	<10.0									5
trans-1,4-Dichloro-2-butene (µg/L)													<50	<10									0.4**
Trichloroethene (µg/L)													<5.0	<5.0									5
Trichlorofluoromethane (µg/L)													<5.0	<5.0									5
Vinyl Acetate (µg/L)													<20.0	<20.0									5
Vinyl Chloride (µg/L)													<5.0	<5.0									NS
Xylenes (Total) (µg/L)													<5.0	<5.0									2
1,2-Dichloroethene - Total																							5

Notes

- 1) < indicates not detected at or above the listed value
- 2) NS indicates that no standard has been promulgated.
- 3) \* indicates that the sum of these two analytes may not exceed 500 µg/L.
- 4) GV indicates that the value listed is a guidance value rather than a standard.
- 5) Values in bold exceeded the applicable NYSDEC ground water standard/guidance value.
- 6) \*\* Indicates standard applies to the sum of the isomers

City of Rome  
Tannery Road Landfill  
MW-3S  
Ground Water Analytical Data

Parameter	03/01/99	06/01/99	09/01/99	12/01/99	03/01/00	06/01/00	09/01/00	12/01/00	03/01/01	06/01/01	09/01/01	12/01/01	03/28/02	06/17/02	09/24/02	12/18/02	03/12/03	06/25/03	09/17/03	12/16/03	NYSDEC Ground Water Standards
<b>Field Parameters</b>																					
Conductivity (µmhos/cm)	4,440	3,980	3,690	3,270	3,800	3,650	3,370	3,390	3,130	2,870	2,150	2,680	2,390	1,600	1,250	1,490	Frozen	1,140	1,150	1,000	NS
pH (s.u.)	6.58	6.82	6.74	6.36	6.65	6.92	6.63	6.59	6.42	6.3	6.68	6.71	6.46	6.83	8.2		Frozen	6.83	6.98	7.1	6.5 - 8.5
Temperature (deg C)	6.4	141	15.6	7.1	5.5	11.3	15.1	6.4	5	14	12.5	7.6	6.2	11.1	15.2	6.6	Frozen	12.1	15	7	NS
Turbidity (NTU)	88	482	357	167	77	78	132	49	35	31	56	42	32		14	0	Frozen	109	60	70	5
<b>Leachate Indicator Parameters</b>																					
Ammonia-Nitrogen (mg/L)		75	89	84	120	120	160	130	130	110	95	130	120	82	53	78	Frozen	78	72	75	2
Biochemical Oxygen Demand (BOD5) (mg/L)	18	35	28	28	34	16	31	30		24	16	12	11	<10	35	<10	Frozen	14	<4.0	17	NS
Bromide (mg/L)	0.9	<2	<2	4	3.8	0.12	3	1.6	1.2	1.1	0.5	0.79	0.52	0.15	0.11	0.14	Frozen	<0.1	<0.1	<0.1	2
Chemical Oxygen Demand (mg/L)	930	320	<1	310	420	430	550	410	350	180	410	230	220	150	110	110	Frozen	93	96	120	NS
Chloride (mg/L)	560	560	430	320	350	13	370	400	220	210	110	150	130	42	24	25	Frozen	5.7	10	4.4	250
Color (Pt-Co)		290					1,200					750	900				Frozen	500	<0.1	0.17	15
Nitrate-Nitrogen (mg/L)	<0.2	<0.2	<0.2	<0.2	<0.2	0.28	<0.1	<0.1	<0.1	0.15	<0.1	<0.1	<0.1	<0.1	0.6	<0.1	Frozen	0.15			10
Sulfate (mg/L)	<5	6	110	16	48	32	2.3	5.8	33	32	66	79	94	63	120	110	Frozen	94	49	52	250
Total Alkalinity (mg/L)	1,800	1,500	550	600	1,400	1,300	1,100	1,100	1,200	1,200	930	860	840	660	480	550	Frozen	410	450	370	NS
Total Cyanide		<0.01					<0.01					<0.01	<0.01				Frozen	<0.01	490	350	0.2
Total Dissolved Solids (mg/L)	2,600	2,200	2,280	1,710	1,930	250	2,100	1,600	1,500	1,500	1,100	1,200	1,100	680	610	580	Frozen	430			500
Total Hardness (mg/L)	770	750	644	504	478	430	470	410	320	360	290	260	200	170	190	150	Frozen	120	190	100	NS
Total Kjeldahl Nitrogen (mg/L)	85	85	99	89	120	170	160	130	150	130	100	120	140	76	61	32	Frozen	86	63	64	NS
Total Organic Carbon (mg/L)	200	170	247	123	36	200	150	130	120	130	84	90	86	60	47	43	Frozen	22	35	43	NS
Total Phenols (mg/L)	0.009	<0.005	0.006	0.008	0.005	0.0038	0.0052	0.0031	0.0025	0.0032	0.0022	0.0034	<0.002	0.011	0.0038	<0.002		<0.002	<0.002	0.0053	0.001
<b>Part 360 Routine Metals</b>																					
Boron (mg/L)		2.2				2.5	2.4			1.2	1.3	1.6	1.4	1.1	1						
Cadmium (mg/L)		0.0084	<0.005	<0.005	<0.005	<0.01	<0.01	<0.01	<0.01	<0.01	<0.01	<0.01	<0.01	<0.01	<0.01	<0.01	Frozen	<0.5	0.85	<0.5	1
Calcium (mg/L)	216	212	171	134	123	110	120	110	87	99	82	73	52	49	56	46	Frozen	<0.01	<0.01	<0.01	0.005
Iron (mg/L)	64.4	66.6	55.8	40.8	45.6	48	48	34	34	34	26	30	24	15	29	14	Frozen	39	59	32	NS
Lead (mg/L)	<0.003	0.0123	<0.005	<0.005	<0.005	<0.01	<0.01	<0.01	<0.01	<0.01	<0.01	<0.01	<0.01	<0.01	<0.01	<0.01	Frozen	12	14	29	0.3*
Magnesium (mg/L)	55.7	54.7	52.6	41	41.5	37	39	33	25	28	20	20	15	11	11	9.1	Frozen	<0.01	0.011	<0.01	0.025
Manganese (mg/L)	1.96	1.87	1.6	1.4	1.3	1.3	1.5	1.2	1.1	1.2	0.95	0.91	0.74	0.6	0.63	0.5	Frozen	6.9	10	5.3	35 (GV)
Potassium (mg/L)	202	191	210	160	160	210	230	210	170	170	140	150	140	110	79	97	Frozen	0.43	0.61	0.36	0.3*
Sodium (mg/L)	960	417	310	310	300	320	510	370	320	370	220	250	210	92	54	76	Frozen	93	94	79	NS
<b>Part 360 Baseline Metals</b>																					
Aluminum (mg/L)		4.04					1.8					1	0.91								
Antimony (mg/L)		<0.015					0.043					<0.01	<0.01							1.3	NS
Arsenic (mg/L)		<0.01					0.01					<0.01	<0.01							<0.01	0.003
Barium (mg/L)		1.25					1.3					0.61	0.5							0.011	0.025
Beryllium (mg/L)		<0.003					0.01					<0.01	<0.01							0.27	1
Chromium (mg/L)		0.0222					0.025					<0.01	<0.01							<0.01	0.003 (GV)
Chromium, Hexavalent (mg/L)		<0.01					<0.01					0.015	0.018							0.011	0.05
Cobalt (mg/L)		<0.02					0.013					<0.01	<0.01							<0.01	0.05
Copper (mg/L)		0.0163					<0.01					<0.01	<0.01							<0.01	NS
Mercury (mg/L)		<0.0002					<0.0002					0.007	<0.0002							<0.01	0.2
Nickel (mg/L)		<0.03					0.033					0.019	0.027							<0.0002	0.0007
Potassium (mg/L)	202	191	210	160	160	210	230	210	170	170	140	150	140	110	79	97	Frozen	93	94		0.1
Selenium (mg/L)		<0.005					<0.01					<0.01	<0.01							93	NS
Silver (mg/L)		<0.01					<0.01					<0.01	<0.01							<0.01	0.01
Thallium (mg/L)		0.0139					<0.01					<0.01	<0.01							<0.01	0.05
Vanadium (mg/L)		<0.0457					0.075					0.042	0.051							<0.01	0.0005 (GV)
Zinc (mg/L)		0.107					0.062					0.025	0.021							0.027	NS
<b>Volatile Organics</b>																					
1,1,1,2-Tetrachloroethane (µg/L)							6					6	6								
1,1,1-Trichloroethane (µg/L)		5					6					6	6				Frozen	6			5
																	Frozen	6			5

City of Rome  
Tannery Road Landfill  
MW-3S  
Ground Water Analytical Data

Parameter	03/01/99	06/01/99	09/01/99	12/01/99	03/01/00	06/01/00	09/01/00	12/01/00	03/01/01	06/01/01	09/01/01	12/01/01	03/28/02	06/17/02	09/24/02	12/18/02	03/12/03	06/25/03	09/17/03	12/16/03	NYSDEC
1,1,2,2-Tetrachloroethane (µg/L)		♁					♁					♁	♁				Frozen	<5			5
1,1,2-Trichloroethane (µg/L)		♁					♁					♁	♁				Frozen	<5			1
1,1-Dichloroethane (µg/L)		♁					♁					♁	♁				Frozen	<5			5
1,1-Dichloroethene (µg/L)		♁					♁					♁	♁				Frozen	<5			5
1,2,3-Trichloropropane (µg/L)							♁					♁	♁				Frozen	<5			5
1,2-Dibromo-3-chloropropane (µg/L)		<10					♁					♁	♁				Frozen	<5			0.04
1,2-Dibromoethane (EDB) (µg/L)		♁					♁					♁	♁				Frozen	<5			0.04
1,2-Dichlorobenzene (µg/L)		♁					♁					♁	♁				Frozen	<5			5
1,2-Dichloroethane (µg/L)		♁					♁					♁	♁				Frozen	<5			3
1,2-Dichloropropane (µg/L)		♁					♁					♁	♁				Frozen	<5			0.6
1,3-Dichlorobenzene (µg/L)		♁					♁					♁	♁				Frozen	<5			1
1,4-Dichloro-2-butene (µg/L)		<10																			3
1,4-Dichlorobenzene (µg/L)		♁					♁					♁	♁				Frozen	<5			5
2-Butanone (MEK) (µg/L)		<10					<10					<10	<10				Frozen	<10			3
2-Hexanone (µg/L)		<10					<10					<10	<10				Frozen	<10			50 (GV)
4-Methyl 2-pentanone (µg/L)		<10					<10					<10	<10				Frozen	<10			50 (GV)
Acetone (µg/L)		21					<10					<10	<10				Frozen	<10			NS
Acrylonitrile (µg/L)		<<100					<20					<10	<10				Frozen	<10			50 (GV)
Benzene (µg/L)		♁					♁					<20	<20				Frozen	<20			5
Bromochloromethane (µg/L)		♁					♁					♁	♁				Frozen	<5			1
Bromodichloromethane (µg/L)		♁					♁					♁	♁				Frozen	<5			5
Bromoform (µg/L)		♁					♁					♁	♁				Frozen	<5			50 (GV)
Bromomethane (µg/L)		♁					♁					♁	♁				Frozen	<5			50 (GV)
Carbon disulfide (µg/L)		♁					♁					♁	♁				Frozen	<5			5
Carbon tetrachloride (µg/L)		♁					♁					♁	♁				Frozen	<5			60 (GV)
Chlorobenzene (µg/L)		♁					♁					♁	♁				Frozen	<5			5
Chloroethane (µg/L)		♁					♁					♁	♁				Frozen	<5			5
Chloroform (µg/L)		♁					♁					♁	♁				Frozen	<5			5
Chloromethane (µg/L)		♁					♁					♁	♁				Frozen	<5			7
cis-1,2-Dichloroethene (µg/L)		♁					♁					♁	♁				Frozen	<5			5
cis-1,3-Dichloropropene (µg/L)		♁					♁					♁	♁				Frozen	<5			5
Dibromochloromethane (µg/L)		♁					♁					♁	♁				Frozen	<5			0.4**
Dibromomethane (µg/L)		♁					♁					♁	♁				Frozen	<5			50 (GV)
Ethyl benzene (µg/L)		♁					♁					♁	♁				Frozen	<5			5
Iodomethane (µg/L)		♁					<20					♁	♁				Frozen	<5			5
Methylene Chloride (µg/L)		♁					<10					<10	<10				Frozen	<10			5
Styrene (µg/L)							♁					<10	<10				Frozen	<10			5
Tetrachloroethene (µg/L)		♁					♁					♁	♁				Frozen	<5			5
Toluene (µg/L)		♁					♁					♁	♁				Frozen	<5			5
trans-1,2-Dichloroethene (µg/L)		♁					♁					♁	♁				Frozen	<5			5
trans-1,3-Dichloropropene (µg/L)		♁					♁					♁	♁				Frozen	<5			5
trans-1,4-Dichloro-2-butene (µg/L)							♁					♁	♁				Frozen	<5			0.4**
Trichloroethene (µg/L)		♁					<50					<50	<10				Frozen	<10			5
Trichlorofluoromethane (µg/L)		♁					♁					♁	♁				Frozen	<5			5
Vinyl Acetate (µg/L)		<50					<20					♁	♁				Frozen	<5			5
Vinyl Chloride (µg/L)		♁					♁					<20	<20				Frozen	<20			NS
Xylenes (Total) (µg/L)		♁					♁					♁	♁				Frozen	<5			2
							♁					♁	♁				Frozen	<5			5

Notes

- 1) < indicates not detected at or above the listed value.
- 2) NS indicates that no standard has been promulgated.
- 3) \* indicates that the sum of these two analytes may not exceed 500 µg/L.
- 4) GV indicates that the value listed is a guidance value rather than a standard.
- 5) Values in bold exceeded the applicable NYSDEC ground water standard/guidance value.
- 6) \*\* Indicates standard applies to the sum of the isomers

City of Rome  
Tannery Road Landfill  
MW-4S  
Ground Water Analytical Data

Parameter	3/1/99	6/1/99	9/1/99	12/1/99	3/1/00	6/1/00	9/1/00	12/1/00	3/1/01	6/1/01	9/1/01	12/1/01	3/28/02	6/17/02	9/24/02	12/18/02	3/12/03	6/25/03	9/17/03	12/16/03	NYSDEC Ground Water Standard
<b>Field Parameter</b>																					
Conductivity (µmhos/cm)	672	1,590	2,010	444	338	334	429	374	204	247	555	177	125	161	807	163	137	123	685	207	NS
pH (s.u.)	7.05	6.43	6.23	7.11	6.18	6.36	6.14	6.04	5.81	5.7	6.07	6.07	5.96	6.05	8.3	6.8	5.7	5.96	6.14	5.5	6.5 - 8.5
Temperature (deg C)	5.7	15.8	15	7.1	6.3	11	14.3	6.8	5.3	15.6	12.7	7.7	5.9	11.5	13.5	6.8	5.5	14.4	15.3	6	NS
Turbidity (NTU)	137	77	87	86	40	79	58	33	29	24	19	18	17		91	0	25	147	116	6	5
<b>Part 360 Leachate Indicator Parameters</b>																					
Ammonia-Nitrogen (mg/L)	26	<0.5	90	15	14	15	24	18	7.4	9.8	32	3.1	1.7	3.5	39	2.3	2.6	1.7	35	4.2	2
Biochemical Oxygen Demand (BOD5) (mg/L)	62	6	34	24	23	<2.0	14	<20.0		12	25	<10.0	<10.0	<10.0	49	<10.0	6.6	4.7	15	<4	NS
Bromide (mg/L)	<0.2	<0.2	<2.0	<2.0	<2.0	<0.1	<0.1	<0.1	<0.1	0.12	0.24	<0.1	<0.1	<0.1	0.5	<0.1	<0.1	<0.1	<0.1	<0.1	2
Chemical Oxygen Demand (mg/L)	540	44	22	110	120	110	160	140	110	98	160	88	62	84	230	44	54	75	220	87	NS
Chloride (mg/L)	50	3	200	23	100	2.7	21	16	7.1	8.7	43	5.6	4.5	5.3	99	4.6	5.3	3.8	98	4.8	250
Color (Pt-Co)		140					250					300	250					175			15
Nitrate-Nitrogen (mg/L)	<0.2	<0.2	<0.2	0.6	0.3	0.15	<0.1	<0.1	<0.1	<0.1	<0.1	<0.1	<0.1	<0.1	<0.1	<0.1	0.25	0.13	<0.1	0.15	10
Sulfate (mg/L)	24	32	11	56	52	28	40	35	11	17	49	27	17	15	20	39	24	14	25	31	250
Total Alkalinity (mg/L)	200	120	660	110	99	99	140	100	57	91	170	23	27	48	280	20	24	34	200	30	NS
Total Cyanide (mg/L)		<0.01					<0.01					<0.01	<0.01					<0.01			0.2
Total Dissolved Solids (mg/L)	320	5,100	810	330	240	160	340	250	170	200	300	180	160	150	530	130	150	140	560	80	500
Total Hardness (mg/L)	42	110	94	49	36	41	46	44	31	40	56	42	34	36	77	42	35	35	130	37	NS
Total Kjeldahl Nitrogen (mg/L)	26	0.8	70	4.6	12	23	24	20	8.2	12	34	4.6	2.1	4.9	47	2.4	2.8	2	35	4.3	NS
Total Organic Carbon (mg/L)	71	21	47.8	35.5	39.3	45	56	62	42	43	61	33	30	41	84	21	24	27	78	32	NS
Total Phenols (mg/L)	0.056	<0.005	0.008	0.012	0.003	0.0023	0.0028	0.0028	<0.002	0.003	0.0024	<0.002	0.0022	0.0093	0.0056	0.0022	<0.002	<0.002	0.0045	0.0036	0.001
<b>Part 360 Routine Metals</b>																					
Boron (mg/L)		<0.1				0.53	0.71				<0.5	0.65	<0.5	<0.5	1.1			<0.01	1.4	<0.5	1
Cadmium (mg/L)	<0.005	<0.005	<0.005	<0.005	<0.005	<0.01	<0.01	<0.01	<0.01	<0.01	<0.01	<0.01	<0.01	<0.01	<0.01	<0.01	<0.01	<0.01	<0.01	<0.01	0.005
Calcium (mg/L)	11.2	29.8	24.4	12.6	9.1	10	12	11	7.7	9.6	14	10	8.5	8.8	20	10	8.7	8.7	34	9.1	NS
Iron (mg/L)	5.2	32.8	10.3	5.3	4.4	3.9	5.5	6.5	4.9	6.6	6.9	6.6	5.2	5.2	21	4.8	4.2	3.9	9.4	3.4	0.3*
Lead (mg/L)	<0.003	0.0085	<0.005	<0.005	<0.005	<0.01	<0.01	<0.01	<0.01	<0.01	<0.01	<0.01	<0.01	<0.01	<0.01	<0.01	<0.01	<0.01	<0.01	<0.01	0.025
Magnesium (mg/L)	3.35	8.28	8.1	4.3	3.2	3.7	4.1	4.2	3	3.9	4.9	4	3.2	3.3	6.3	3.8	3.2	3.1	10	3.5	35 (GV)
Manganese (mg/L)	0.335	4.11	0.62	0.41	0.31	0.33	0.35	0.38	0.3	0.37	0.48	0.38	0.32	0.32	0.55	0.27	0.24	0.22	0.88	0.2	0.3*
Potassium (mg/L)	28.6	4.86	57	34.2	24.1	33	31	35	16	24	33	14	9.7	11	42	13	10	10	48	12	NS
Sodium (mg/L)	35.8	3.43	150	27.9	18.1	21	32	18	7.4	13	46	5.7	5.2	4	81	4.6	4.7	3.1	100	4	20
<b>Part 360 Additional Baseline Metals</b>																					
Aluminum (mg/L)		2.77					1.8					1.1	1.2					1.4			NS
Antimony (mg/L)		<0.015					<0.01					<0.01	<0.01					<0.01			0.003
Arsenic (mg/L)		0.027					<0.01					<0.01	<0.01					0.011			0.025
Barium (mg/L)		0.0855					<0.2					<0.2	<0.2					<0.2			1
Beryllium (mg/L)		<0.003					<0.01					<0.01	<0.01					<0.01			0.003 (GV)
Chromium (mg/L)		0.0097					<0.01					<0.01	<0.01					<0.01			0.05
Chromium, Hexavalent (mg/L)		<0.01					<0.01					<0.01	<0.01					<0.01			0.05
Cobalt (mg/L)		<0.02					<0.01					<0.01	<0.01					<0.01			NS
Copper (mg/L)		0.0258					<0.01					<0.01	<0.01					<0.01			0.2
Mercury (mg/L)		<0.0002					<0.0002					<0.0002	<0.0002					<0.0002			0.0007
Nickel (mg/L)		<0.03					0.021					<0.01	<0.01					<0.01			0.1
Selenium (mg/L)		<0.005					<0.01					<0.01	<0.01					<0.01			0.01
Silver (mg/L)		<0.01					<0.01					<0.01	<0.01					<0.01			0.05
Thallium (mg/L)		<0.01					<0.01					<0.01	<0.01					<0.01			0.0005 (GV)
Vanadium (mg/L)		<0.3					0.011					<0.01	<0.01					<0.01			NS
Zinc (mg/L)		0.0508					0.032					0.012	0.024					0.049			2
<b>Part 360 Volatile Organics</b>																					
1,1,1,2-Tetrachloroethane (µg/L)		<5.0					<5.0					<5.0	<5.0					<5			5
1,1,1-Trichloroethane (µg/L)		<5.0					<5.0					<5.0	<5.0				<5	<5			5
1,1,2,2-Tetrachloroethane (µg/L)		<5.0					<5.0					<5.0	<5.0				<5	<5			5
1,1,2-Trichloroethane (µg/L)		<5.0					<5.0					<5.0	<5.0				<5	<5			1

City of Rome  
Tannery Road Landfill  
MW-4S  
Ground Water Analytical Data

Parameter	3/1/99	6/1/99	9/1/99	12/1/99	3/1/00	6/1/00	9/1/00	12/1/00	3/1/01	6/1/01	9/1/01	12/1/01	3/28/02	6/17/02	9/24/02	12/18/02	3/12/03	6/25/03	9/17/03	12/16/03	NYSDEC Ground Water Standard
1,1-Dichloroethane (µg/L)		<5.0					<5.0					<5.0	<5.0				♣	<5			5
1,1-Dichloroethene (µg/L)		<5.0					<5.0					<5.0	<5.0				♣	<5			5
1,2,3-Trichloropropane (µg/L)							<5.0					<5.0	<5.0						<5		0.04
1,2-Dibromo-3-chloropropane (µg/L)		<10.0					<5.0					<5.0	<5.0						<5		0.04
1,2-Dibromoethane (EDB) (µg/L)		<5.0					<5.0					<5.0	<5.0						<5		5
1,2-Dichlorobenzene (µg/L)		<5.0					<5.0					<5.0	<5.0						<5		3
1,2-Dichloroethane (µg/L)		<5.0					<5.0					<5.0	<5.0				♣	<5			0.6
1,2-Dichloropropane (µg/L)		<5.0					<5.0					<5.0	<5.0				♣	<5			1
1,3-Dichlorobenzene (µg/L)		<5.0																			<5
1,4-Dichloro-2-butene (µg/L)		<10.0																			<5
1,4-Dichlorobenzene (µg/L)		<5.0					<5.0					<5.0	<5.0						<5		3
2-Butanone (MEK) (µg/L)		<10.0					<10.0					<10.0	<10.0				<10	<10			50 (GV)
2-Hexanone (µg/L)		<10.0					<10.0					<10.0	<10.0				<10	<10			50 (GV)
4-Methyl 2-pentanone (µg/L)		<10.0					<10.0					<10.0	<10.0				<10	<10			NS
Acetone (µg/L)		<10.0					<10.0					<10.0	<10.0				<10	<10			50 (GV)
Acrylonitrile (µg/L)		<100.0					<20.0					<20.0	<20.0					<20			5
Benzene (µg/L)		<5.0					<5.0					<5.0	<5.0				♣	<5			1
Bromochloromethane (µg/L)		<5.0					<5.0					<5.0	<5.0					<5			5
Bromodichloromethane (µg/L)		<5.0										<5.0	<5.0				♣	<5			50 (GV)
Bromoform (µg/L)		<5.0					<5.0					<5.0	<5.0				♣	<5			50 (GV)
Bromomethane (µg/L)		<5.0					<5.0					<5.0	<5.0				♣	<5			5
Carbon disulfide (µg/L)		<5.0					<5.0					<5.0	<5.0				♣	<5			60 (GV)
Carbon tetrachloride (µg/L)		<5.0					<5.0					<5.0	<5.0				♣	<5			5
Chlorobenzene (µg/L)		<5.0					<5.0					<5.0	<5.0				♣	<5			5
Chloroethane (µg/L)		<5.0					<5.0					<5.0	<5.0				♣	<5			5
Chloroform (µg/L)		<5.0					<5.0					<5.0	<5.0				♣	<5			7
Chloromethane (µg/L)		<5.0					<5.0					<5.0	<5.0				♣	<5			5
cis-1,2-Dichloroethene (µg/L)		<5.0					<5.0					<5.0	<5.0					<5			5
cis-1,3-Dichloropropene (µg/L)		<5.0					<5.0					<5.0	<5.0				♣	<5			0.4**
Dibromochloromethane (µg/L)		<5.0					<5.0					<5.0	<5.0				♣	<5			50 (GV)
Dibromomethane (µg/L)		<5.0					<5.0					<5.0	<5.0					<5			5
Ethyl benzene (µg/L)		<5.0					<5.0					<5.0	<5.0				♣	<5			5
Iodomethane (µg/L)		<5.0					<20.0					<20.0	<10.0					<10			5
Methylene Chloride (µg/L)		<5.0					<10.0					<10.0	<10.0				<10	<10			5
Styrene (µg/L)							<5.0					<5.0	<5.0				♣	<5			5
Tetrachloroethene (µg/L)		<5.0					<5.0					<5.0	<5.0				♣	<5			5
Toluene (µg/L)		<5.0					<5.0					<5.0	<5.0				♣	<5			5
trans-1,2-Dichloroethene (µg/L)		<5.0					<5.0					<5.0	<5.0					<5			5
trans-1,3-Dichloropropene (µg/L)		<5.0					<5.0					<5.0	<5.0				♣	<5			5
trans-1,4-Dichloro-2-butene (µg/L)							<50.0					<50.0	<10.0					<10			0.4**
Trichloroethene (µg/L)		<5.0					<5.0					<5.0	<5.0				♣	<5			5
Trichlorofluoromethane (µg/L)		<5.0					<5.0					<5.0	<5.0					<5			5
Vinyl Acetate (µg/L)		<50.0					<20.0					<20.0	<20.0					<20			NS
Vinyl Chloride (µg/L)		<5.0					<5.0					<5.0	<5.0				♣	<5			2
Xylenes (Total) (µg/L)		<5.0					<5.0					<5.0	<5.0				♣	<5			5
1,2-Dichloroethene - Total																	♣				

Notes

- 1) < indicates not detected at or above the listed value
- 2) NS indicates that no standard has been promulgated.
- 3) \* indicates that the sum of these two analytes may not exceed 500 µg/L.
- 4) GV indicates that the value listed is a guidance value rather than a standard.
- 5) Values in bold exceeded the applicable NYSDEC ground water standard/guidance value.
- 6) \*\* Indicates standard applies to the sum of the isomers



City of Rome  
Tannery Road Landfill  
MW-5S  
Ground Water Analytical Data

Parameter	3/1/99	6/1/99	9/1/99	12/1/99	3/1/00	6/1/00	9/1/00	12/1/00	3/1/01	6/1/01	9/1/01	12/1/01	3/28/02	6/17/02	9/24/02	12/18/02	3/12/03	6/25/03	9/17/03	12/16/2003	NYSDEC Ground Water Standard
<b>Field Parameter</b>																					
Conductivity (µmhos/cm)	869	340	308	195	540	230	167	219	456	163	433	227	232	223	112	252	227	208	102	230	NS
pH (s.u.)	7.56	6.75	6.48	7.3	6.46	6.75	6.85	6.67	6.26	6.5	6.75	6.84	6.57	6.85	5.67		6.5	6.77	6.85	6.9	6.5 - 8.5
Temperature (deg C)	5.2	16.2	13.1	7	6.5	10.9	12.8	6.6	6	14.6	11.6	7.7	4.8	10.1	13.2	6.9	5.5	13.1	14.3	7	NS
Turbidity (NTU)	64	533	204	162	74	55	198	46	35	42	68	36	47		837	0	27	334	202	140	5
<b>Part 360 Leachate Indicator Parameters</b>																					
Ammonia-Nitrogen (mg/L)	1.5	<0.5	<0.3	<0.3	<0.3	0.11	0.11	0.34	1.3	0.34	1.4	0.43	0.82	0.26	0.09	0.57	0.65	0.71	0.058	0.4	2
Biochemical Oxygen Demand (BOD5) (mg/L)	11	11	2	2	62	20	<2.0	<4.0		<4.0	4.7	<4.0	<4.0	<4.0	9.5	<4.0	<4.0	<4	<4.0	<4	NS
Chloride (mg/L)	<0.2	<0.2	<2.0	<2.0	<2.0	1.3	<0.1	<0.1	<0.1	<0.1	0.13	<0.1	<0.1	<0.1	<0.1	<0.1	0.12	<0.1	<0.1	<0.1	2
Chemical Oxygen Demand (mg/L)	71	45	32	20	36	24	32	26	37	5.2	43	23	31	18	62	20	16	69	22	32	NS
Chloride (mg/L)	14	3	2.4	3.2	5.9	94	2.9	2.3	5	2.9	6	3.2	3.1	2.9	2.6	2.8	4.1	4	3.2	4.3	250
Color (Pt-Co)		110					30					75	150					125			15
Nitrate-Nitrogen (mg/L)	<0.2	<0.2	<0.2	0.8	0.6	0.16	0.1	<0.1	<0.1	0.22	<0.1	<0.1	<0.1	<0.1	0.19	<0.1	<0.1	0.15	0.12	0.18	10
Sulfate (mg/L)	37	40	28	31	51	16	44	60	42	34	53	36	23	18	21	23	21	22	16	14	250
Total Alkalinity (mg/L)	470	170	300	58	260	120	52	47	200	50	190	68	82	80	40	110	97	86	32	100	NS
Total Cyanide (mg/L)		<0.01										<0.01	<0.01					<0.01			0.2
Total Dissolved Solids (mg/L)	430	130	230	150	360	730	140	150	300	120	240	200	78	110	180	170	160	170	92	160	500
Total Hardness (mg/L)	320	130	148	81	228	120	96	110	200	78	230	110	110	93	110	120	130	120	66	110	NS
Total Kjeldahl Nitrogen (mg/L)	3.1	1.1	0.9	0.4	<0.3	0.61	0.69	0.8	1.8	0.67	1.6	0.62	0.89	0.39	1.4	0.63	0.66	0.79	0.37	0.59	NS
Total Organic Carbon (mg/L)	22	15	15.1	17.1	16.8	9.7	9.1	8.5	13	7.2	13	9.6	11	6.5	22	8.1	8.1	10	5.7	10	NS
Total Phenols (mg/L)	<0.005	<0.005	<0.001	0.003	0.001	0.0024	<0.002	<0.002	<0.002	<0.002	<0.002	<0.002	<0.002	0.0097	0.0033	<0.002	<0.002	<0.002	<0.002	<0.002	0.001
<b>Part 360 Routine Metals</b>																					
Iron (mg/L)		<0.1				<0.5	<0.5			<0.5	<0.5	<0.5	<0.5	<0.5	<0.5	<0.5	<0.5	<0.5	<0.5	<0.5	1
Cadmium (mg/L)	<0.005	<0.005	<0.005	<0.005	<0.005	<0.01	<0.01	<0.01	<0.01	<0.01	<0.01	<0.01	<0.01	<0.01	<0.01	<0.01	<0.01	<0.01	<0.01	<0.01	0.005
Calcium (mg/L)	97.8	35	43	23.3	69.9	35	27	31	64	23	72	35	35	30	27	41	42	39	20	35	NS
Copper (mg/L)	31.4	20.8	14.2	9.3	24.8	7.6	11	8	15	10	15	6.1	12	8.2	97	11	10	11	13	30	0.3*
Lead (mg/L)	<0.003	0.0056	<0.005	<0.005	<0.005	<0.01	<0.01	<0.01	<0.01	<0.01	<0.01	<0.01	<0.01	<0.01	0.022	<0.01	<0.01	<0.01	<0.01	<0.01	0.025
Magnesium (mg/L)	18.6	10.2	9.8	5.5	13	7.9	6.7	7.3	10	5.1	12	6	5.3	4.2	9.5	5	5.3	4.8	4	4.9	35 (GV)
Manganese (mg/L)	12.2	4.16	6.5	2.6	8.5	2.8	1.4	1.8	2.6	0.37	2.5	1.4	1.6	1.4	3.6	1.4	0.92	0.65	0.48	1	0.3*
Potassium (mg/L)	8.94	4.89	3.4	3.8	6.6	5	4.7	5.1	8.8	24	9.4	5.6	4.4	4.2	5.1	5	4.7	4.6	3.3	4.7	NS
Sodium (mg/L)	12.1	3.34	11	3.1	5.3	1.9	1.3	<1.0	3.8	13	4.8	1.4	1.6	1	<1.0	1.4	1.5	2.2	<1	2.1	20
<b>Part 360 Additional Baseline Metals</b>																					
Aluminum (mg/L)		3.2					2					0.41	0.54					0.73			NS
Antimony (mg/L)		<0.015					0.022					<0.01	<0.01					<0.01			0.003
Arsenic (mg/L)		0.0138					<0.01					<0.01	0.013					0.031			0.025
Barium (mg/L)		0.0655					<0.2					<0.2	<0.2					<0.2			1
Beryllium (mg/L)		<0.003					<0.01					<0.01	<0.01					<0.01			0.003 (GV)
Chromium (mg/L)		0.0109					<0.01					<0.01	<0.01					<0.01			0.05
Chromium, Hexavalent (mg/L)		<0.01					<0.01					<0.01	<0.01					<0.01			0.05
Cobalt (mg/L)		<0.02					<0.01					<0.01	<0.01					<0.01			NS
Copper (mg/L)		0.0295					0.014					<0.01	<0.01					<0.01			0.2
Mercury (mg/L)		<0.0002					0.0027					<0.0002	<0.0002					<0.0002			0.0007
Nickel (mg/L)		<0.03					<0.01					<0.01	<0.01					<0.01			0.1
Selenium (mg/L)		<0.005					<0.01					<0.01	<0.01					<0.01			0.01
Silver (mg/L)		<0.01					<0.01					<0.01	<0.01					<0.01			0.05
Thallium (mg/L)		<0.01					<0.01					<0.01	<0.01					<0.01			0.0005 (GV)
Vanadium (mg/L)		<0.3					<0.01					<0.01	<0.01					<0.01			NS
Zinc (mg/L)		0.0827					0.058					0.013	0.032					0.041			2
<b>Part 360 Volatile Organics</b>																					
1,1,2-Tetrachloroethane (µg/L)		<5.0					<5.0					<5.0	<5.0					<5			5
1,1-Trichloroethane (µg/L)		<5.0					<5.0					<5.0	<5.0					<5			5
1,1,2,2-Tetrachloroethane (µg/L)		<5.0					<5.0					<5.0	<5.0					<5			5
1,2-Trichloroethane (µg/L)		<5.0					<5.0					<5.0	<5.0					<5			1

City of Rome  
Tannery Road Landfill  
MW-5S  
Ground Water Analytical Data

Parameter	3/1/99	6/1/99	9/1/99	12/1/99	3/1/00	6/1/00	9/1/00	12/1/00	3/1/01	6/1/01	9/1/01	12/1/01	3/28/02	6/17/02	9/24/02	12/18/02	3/12/03	6/25/03	9/17/03	12/16/2003	NYSDEC Ground Water Standard
1,1-Dichloroethane (µg/L)		<5.0					<5.0					<5.0	<5.0				<5	<5			5
1,1-Dichloroethene (µg/L)		<5.0					<5.0					<5.0	<5.0				<5	<5			5
2,3-Trichloropropane (µg/L)							<5.0					<5.0	<5.0					<5			0.04
1,2-Dibromo-3-chloropropane (µg/L)		<10.0					<5.0					<5.0	<5.0					<5			0.04
1,2-Dibromoethane (EDB) (µg/L)		<5.0					<5.0					<5.0	<5.0					<5			5
2-Dichlorobenzene (µg/L)		<5.0					<5.0					<5.0	<5.0					<5			3
2-Dichloroethane (µg/L)		<5.0					<5.0					<5.0	<5.0				<5	<5			0.6
1,2-Dichloropropane (µg/L)		<5.0					<5.0					<5.0	<5.0				<5	<5			1
1,3-Dichlorobenzene (µg/L)		<5.0																			3
4-Dichloro-2-butene (µg/L)		<10.0																			5
4-Dichlorobenzene (µg/L)		<5.0					<5.0					<5.0	<5.0					<5			3
2-Butanone (MEK) (µg/L)		<10.0					<10.0					<10.0	<10.0				<10	<10			50 (GV)
2-Hexanone (µg/L)		<10.0					<10.0					<10.0	<10.0				<10	<10			50 (GV)
2-Methyl 2-pentanone (µg/L)		<10.0					<10.0					<10.0	<10.0				<10	<10			NS
Acetone (µg/L)		<10.0					<10.0					<10.0	<10.0				<10	<10			50 (GV)
Acrylonitrile (µg/L)		<100.0					<20.0					<20.0	<20.0					<20			5
Benzene (µg/L)		<5.0					<5.0					<5.0	<5.0				<5	<5			1
Bromochloromethane (µg/L)		<5.0					<5.0					<5.0	<5.0					<5			5
Bromodichloromethane (µg/L)		<5.0										<5.0	<5.0				<5	<5			50 (GV)
Bromoform (µg/L)		<5.0					<5.0					<5.0	<5.0				<5	<5			50 (GV)
Bromomethane (µg/L)		<5.0					<5.0					<5.0	<5.0				<5	<5			5
Carbon disulfide (µg/L)		<5.0					<5.0					<5.0	<5.0				<5	<5			60 (GV)
Carbon tetrachloride (µg/L)		<5.0					<5.0					<5.0	<5.0				<5	<5			5
Chlorobenzene (µg/L)		<5.0					<5.0					<5.0	<5.0				<5	<5			5
Chloroethane (µg/L)		<5.0					<5.0					<5.0	<5.0				<5	<5			5
Chloroform (µg/L)		<5.0					<5.0					<5.0	<5.0				<5	<5			7
Chloromethane (µg/L)		<5.0					<5.0					<5.0	<5.0				<5	<5			5
cis-1,2-Dichloroethene (µg/L)		<5.0					<5.0					<5.0	<5.0				<5	<5			5
cis-1,3-Dichloropropene (µg/L)		<5.0					<5.0					<5.0	<5.0				<5	<5			0.4**
Dibromochloromethane (µg/L)		<5.0					<5.0					<5.0	<5.0				<5	<5			50 (GV)
Dibromomethane (µg/L)		<5.0					<5.0					<5.0	<5.0				<5	<5			5
Ethyl benzene (µg/L)		<5.0					<5.0					<5.0	<5.0				<5	<5			5
Formaldehyde (µg/L)		<5.0					<20.0					<20.0	<10.0					<10			5
Methylene Chloride (µg/L)		<5.0					<10.0					<10.0	<10.0				<10	<10			5
Styrene (µg/L)		<5.0					<5.0					<5.0	<5.0				<5	<5			5
Tetrachloroethene (µg/L)		<5.0					<5.0					<5.0	<5.0				<5	<5			5
Toluene (µg/L)		<5.0					<5.0					<5.0	<5.0				<5	<5			5
trans-1,2-Dichloroethene (µg/L)		<5.0					<5.0					<5.0	<5.0				<5	<5			5
trans-1,3-Dichloropropene (µg/L)		<5.0					<5.0					<5.0	<5.0				<5	<5			0.4**
trans-1,4-Dichloro-2-butene (µg/L)		<5.0					<50.0					<50.0	<10.0					<10			5
Trichloroethene (µg/L)		<5.0					<5.0					<5.0	<5.0				<5	<5			5
Trichlorofluoromethane (µg/L)		<5.0					<5.0					<5.0	<5.0					<5			5
Vinyl Acetate (µg/L)		<50.0					<20.0					<20.0	<20.0					<20			NS
Vinyl Chloride (µg/L)		<5.0					<5.0					<5.0	<5.0				<5	<5			2
Xylenes (Total) (µg/L)		<5.0					<5.0					<5.0	<5.0				<5	<5			5
1,2-Dichloroethene - Total																	<5	<5			

Notes

- 1) < Indicates not detected at or above the listed value
- 2) NS indicates that no standard has been promulgated.
- 3) \* indicates that the sum of these two analytes may not exceed 500 µg/L.
- 4) GV indicates that the value listed is a guidance value rather than a standard.
- 5) Values in bold exceeded the applicable NYSDEC ground water standard/guidance value.
- 6) \*\* indicates standard applies to the sum of the isomers

City of Rome  
Tannery Road Landfill  
MW-7D  
Ground Water Analytical Data

Parameter	3/1/99	6/1/99	9/1/99	12/1/99	3/1/00	6/1/00	9/1/00	12/1/00	3/1/01	6/1/01	9/1/01	12/1/01	3/28/02	6/17/02	9/24/02	12/18/02	3/12/03	6/25/03	9/17/03	12/16/03	NYSDEC Ground Water Standard
<b>Field Parameters</b>																					
Conductivity (µmhos/cm)	1,330	1,120	1,620	1,300	1,320	1,710	1,220	1,270	1,350	1,200	1,090	1,290	1,440	1,430	503	1,110	1,150	775	1,080	370	NS
pH (s.u.)	6.64	6.53	6.4	7.92	6.5	6.88	6.41	6.46	6.2	5.96	6.39	6.31	5.96	6.25	5.4		6.3	6.42	6.48	6.9	6.5 - 8.5
Temperature (deg C)	8.1	14.5	13.2	8.1	8.4	13.3	11.5	9	8.9	12.7	11.2	10.1	9	11.6	11.6	9.5	5.5	12.1	11.7	9	NS
Turbidity (NTU)	160	42	94	247	128	83	98	62	97	112	152	53	29		345	61	69	999	128	30	5
<b>Part 360 Leachate Indicator Parameters</b>																					
Ammonia-Nitrogen (mg/L)	47	25	47	36	33	58	41	37	46	40	47	39	43	46	22	34	39	40	38	8.4	2
Biochemical Oxygen Demand (BOD5) (mg/L)	19	17	17	11	11	4.4	10	<20.0		13	14	<20.0	<20.0	<10.0	9.3	<20.0	<10.0	12	7.1	<10	NS
Chloride (mg/L)	<0.2	<0.2	<2.0	<2.0	<2.0	<0.1	1.1	1	0.93	0.74	0.75	0.64	0.8	1	0.21	0.11	0.85	0.89	0.88	<0.1	2
Chemical Oxygen Demand (mg/L)	570	140	14	110	120	150	140	120	140	120	120	120	130	130	150	100	120	150	120	76	NS
Chloride (mg/L)	81	70	88	84	68	3.3	65	59	74	62	46	56	76	72	21	7	55	57	54	8.8	250
Color (Pt-Co)		280					750					850	750					600			15
Nitrate-Nitrogen (mg/L)	<0.2	<0.2	<0.2	1.5	4.9	0.16	<0.1	<0.1	0.13	<0.1	<0.1	<0.1	0.16	<0.1	0.23	<0.1	<0.1	<0.1	<0.1	0.72	10
Sulfate (mg/L)	<5.0	35	12	28	34	9.3	41	44	35	47	45	52	58	61	47	8.6	54	57	49	28	250
Total Alkalinity (mg/L)	670	370	710	470	450	680	460	440	430	470	430	390	460	470	160	360	390	410	340	120	NS
Total Cyanide (mg/L)		<0.01					<0.01					<0.01	<0.01					<0.01			0.2
Total Dissolved Solids (mg/L)	540	540	710	660	610	400	590	600	670	570	480	650	720	650	420	520	580	640	580	240	500
Total Hardness (mg/L)	300	260	350	310	244	390	320	270	280	270	260	250	270	280	140	240	270	270	310	97	NS
Total Kjeldahl Nitrogen (mg/L)	44	36	36	24	26	680	50	51	52	43	50	39	50	44	26	36	41	41	25	6.4	NS
Total Organic Carbon (mg/L)	55	48	45.9	38.5	38.1	60	48	55	49	44	43	47	50	46	50	41	42	27	43	28	NS
Total Phenols (mg/L)	0.01	<0.005	0.01	0.014	0.006	0.0055	0.004	0.004	0.0026	0.0034	0.0039	0.0042	0.0027	0.012	0.0044	0.003	0.0032	0.003	0.0024	NA	0.001
<b>Part 360 Routine Metals</b>																					
Bron (mg/L)		0.7				1.7	1.2			<0.5	0.83	<0.5	0.99	-0.83	<0.5			1.1	1.2	<0.5	1
Cadmium (mg/L)	<0.005	<0.005	<0.005	<0.005	<0.005	<0.01	<0.01	<0.01	<0.01	<0.01	<0.01	<0.01	<0.01	<0.01	<0.01	<0.01	<0.01	<0.01	<0.01	<0.01	0.005
Calcium (mg/L)	62.9	61.1	74.9	64.2	56.4	87	77	66	70	66	64	65	71	71	35	63	69	80	76	24	NS
Iron (mg/L)	41.1	39.2	40.8	37.7	33.2	53	45	38	41	42	39	40	40	40	35	34	41	47	45	27	0.3*
Lead (mg/L)	0.0071	0.0041	0.006	0.014	0.006	<0.01	<0.01	<0.01	<0.01	0.013	0.014	<0.01	<0.01	<0.01	0.035	0.014	<0.01	<0.01	0.018	<0.01	0.025
Magnesium (mg/L)	33.6	25.9	39.5	36.5	25.1	41	32	25	25	25	25	22	24	25	14	20	25	29	28	9.1	35 (GV)
Manganese (mg/L)	0.837	0.84	0.82	0.89	0.87	0.96	0.85	0.73	0.8	0.76	0.76	0.7	0.73	0.71	0.67	0.65	0.72	0.82	0.85	0.83	0.3*
Potassium (mg/L)	54.8	40.9	48	50.5	38.4	60	46	66	43	39	41	37	40	43	23	40	39	47	39	20	NS
Sodium (mg/L)	46.1	39.6	60	55.5	50.5	83	64	48	54	56	59	50	53	57	15	37	52	58	47	9.9	20
<b>Part 360 Additional Baseline Metals</b>																					
Aluminum (mg/L)		0.439					1					1.2	0.83					2.3			NS
Antimony (mg/L)		<0.015					0.034					<0.01	<0.01					<0.01			0.003
Arsenic (mg/L)		<0.01					0.011					<0.01	<0.01					0.026			0.025
Barium (mg/L)		0.217					<0.2					0.43	0.49					0.61			1
Beryllium (mg/L)		<0.003					<0.01					<0.01	<0.01					<0.01			0.003 (GV)
Bromine (mg/L)		<0.005					<0.01					<0.01	<0.01					<0.01			0.05
Chromium, Hexavalent (mg/L)		<0.01					<0.01					<0.01	<0.01					<0.01			0.05
Cobalt (mg/L)		<0.02					<0.01					<0.01	<0.01					<0.01			NS
Copper (mg/L)		<0.01					<0.01					0.022	<0.01					<0.01			0.2
Mercury (mg/L)		<0.0002					<0.0002					<0.0002	<0.0002					<0.0002			0.0007
Nickel (mg/L)		<0.03					<0.01					<0.01	<0.01					<0.01			0.1
Selenium (mg/L)		<0.005					<0.01					<0.01	<0.01					<0.01			0.01
Silver (mg/L)		<0.01					<0.01					<0.01	<0.01					<0.01			0.05
Thallium (mg/L)		0.0105					<0.01					<0.01	<0.01					<0.01			0.0005 (GV)
Vanadium (mg/L)		<0.3					0.013					0.013	0.01					0.018			NS
Zinc (mg/L)		0.056					0.067					0.036	0.034					0.097			2
<b>Part 360 Volatile Organics</b>																					
1,1,1,2-Tetrachloroethane (µg/L)		<5.0					<5.0					<5.0	<5.0					<5			5
1,1-Trichloroethane (µg/L)		<5.0					<5.0					<5.0	<5.0					<5			5
1,2,2-Tetrachloroethane (µg/L)		<5.0					<5.0					<5.0	<5.0					<5			5
1,1,2-Trichloroethane (µg/L)		<5.0					<5.0					<5.0	<5.0					<5			1
1,1-Dichloroethane (µg/L)		<5.0					<5.0					<5.0	<5.0					<5			5

City of Rome  
Tannery Road Landfill  
MW-7D  
Ground Water Analytical Data

Parameter	3/1/99	6/1/99	9/1/99	12/1/99	3/1/00	6/1/00	9/1/00	12/1/00	3/1/01	6/1/01	9/1/01	12/1/01	3/28/02	6/17/02	9/24/02	12/18/02	3/12/03	6/25/03	9/17/03	12/16/03	NYSDEC Ground Water Standard	
1,1-Dichloroethene (µg/L)		<5.0					<5.0					<5.0	<5.0				<5	<5			5	
2,3-Trichloropropane (µg/L)							<5.0					<5.0	<5.0					<5	<5			0.04
2-Dibromo-3-chloropropane (µg/L)		<10.0					<5.0					<5.0	<5.0					<5	<5			0.04
1,2-Dibromoethane (EDB) (µg/L)		<5.0					<5.0					<5.0	<5.0					<5	<5			5
1,2-Dichlorobenzene (µg/L)		<5.0					<5.0					<5.0	<5.0					<5	<5			3
2-Dichloroethane (µg/L)		<5.0					<5.0					<5.0	<5.0				<5	<5				0.6
2-Dichloropropane (µg/L)		<5.0					<5.0					<5.0	<5.0				<5	<5				1
1,3-Dichlorobenzene (µg/L)		<5.0																				3
1,4-Dichloro-2-butene (µg/L)		<10.0																				5
4-Dichlorobenzene (µg/L)		<5.0					<5.0					<5.0	<5.0					<5	<5			3
Butanone (MEK) (µg/L)		<10.0					<10.0					<10.0	<10.0				<10	<10				50 (GV)
2-Hexanone (µg/L)		<10.0					<10.0					<10.0	<10.0				<10	<10				50 (GV)
4-Methyl 2-pentanone (µg/L)		<10.0					<10.0					<10.0	<10.0				<10	<10				NS
acetone (µg/L)		<10.0					<10.0					<10.0	<10.0				10	<10				50 (GV)
acrylonitrile (µg/L)		<100.0					<20.0					<20.0	<20.0					<20	<20			5
Benzene (µg/L)		<5.0					<b>14</b>					<b>17</b>	<b>24</b>				<b>15</b>	<b>16</b>				1
Bromochloromethane (µg/L)		<5.0					<5.0					<5.0	<5.0					<5	<5			5
1,1-dibromodichloromethane (µg/L)		<5.0					<5.0					<5.0	<5.0				<5	<5				50 (GV)
Bromoform (µg/L)		<5.0					<5.0					<5.0	<5.0				<5	<5				50 (GV)
Bromomethane (µg/L)		<5.0					<5.0					<5.0	<5.0				<5	<5				5
Carbon disulfide (µg/L)		<18.0					<5.0					<5.0	<5.0				<5	<5				60 (GV)
Carbon tetrachloride (µg/L)		<5.0					<5.0					<5.0	<5.0				<5	<5				5
Chlorobenzene (µg/L)		<b>23</b>					<b>8.4</b>					<b>5.8</b>	<b>5.3</b>				<5	<5				5
Chloroethane (µg/L)		<5.0					<5.0					<5.0	<5.0				<5	<5				5
Chloroform (µg/L)		<5.0					<5.0					<5.0	<5.0				<5	<5				7
Chloromethane (µg/L)		<5.0					<5.0					<5.0	<5.0				<5	<5				5
cis-1,2-Dichloroethene (µg/L)		<5.0					<5.0					<5.0	<5.0					<5	<5			5
cis-1,3-Dichloropropene (µg/L)		<5.0					<5.0					<5.0	<5.0				<5	<5				0.4**
1,1-dibromochloromethane (µg/L)		<5.0					<5.0					<5.0	<5.0				<5	<5				50 (GV)
1,1-dibromomethane (µg/L)		<5.0					<5.0					<5.0	<5.0					<5	<5			5
Ethyl benzene (µg/L)		<5.0					<5.0					<5.0	<5.0				<5	<5				5
1,1-Dichloroethane (µg/L)		<5.0					<20.0					<20.0	<10.0					<10	<10			5
1,1,2,2-Tetrachloroethane (µg/L)		<5.0					<10.0					<10.0	<10.0				<10	<10				5
1,2-Dichloroethane (µg/L)		<5.0					<5.0					<5.0	<5.0				<5	<5				5
1,2-Dichloroethene (µg/L)		<5.0					<5.0					<5.0	<5.0				<5	<5				5
trans-1,3-Dichloropropene (µg/L)		<5.0					<5.0					<5.0	<5.0				<5	<5				0.4**
trans-1,4-Dichloro-2-butene (µg/L)		<5.0					<5.0					<5.0	<10.0				<5	<10				5
1,1,1-Trichloroethane (µg/L)		<5.0					<5.0					<5.0	<5.0				<5	<5				5
1,1,1-Trichloroethene (µg/L)		<5.0					<5.0					<5.0	<5.0				<5	<5				5
1,1,2-Trichloroethane (µg/L)		<5.0					<5.0					<5.0	<5.0				<5	<5				5
1,1,2-Trichloroethene (µg/L)		<5.0					<5.0					<5.0	<5.0				<5	<5				5
1,1,2,2-Tetrachloroethane (µg/L)		<5.0					<20.0					<20.0	<20.0					<20	<20			NS
Vinyl Chloride (µg/L)		<5.0					<5.0					<5.0	<5.0				<5	<5				2
Arenes (Total) (µg/L)		2					16					130	180				160	97				5
2,2-Dichloroethene - Total																	<5					

Notes

- 1) < indicates not detected at or above the listed value
- 2) NS indicates that no standard has been promulgated.
- 3) \* indicates that the sum of these two analytes may not exceed 500 µg/L.
- 4) GV indicates that the value listed is a guidance value rather than a standard.
- 5) Values in bold exceeded the applicable NYSDEC ground water standard/guidance value.
- 6) \*\* Indicates standard applies to the sum of the isomers

City of Rome  
Tannery Road Landfill  
MW-9S  
Ground Water Analytical Data

Parameter	3/1/99	6/1/99	9/1/99	12/1/99	3/1/00	6/1/00	9/1/00	12/1/00	3/1/01	6/1/01	9/1/01	12/1/01	3/28/02	6/17/02	9/24/02	12/18/02	3/12/03	6/25/03	9/17/03	12/16/03	NYSDEC Ground Water Standard
<b>Field Parameters</b>																					
Conductivity (µmhos/cm)	485	398	369	411	413	414	411	411	419	365	390	408	435	415	377	410	423	385	392	480	NS
pH (s.u.)	7.67	7.32	7.23	7.31	7.11	6.89	6.96	7.28	7.2	6.94	6.65	7.39	7.15	7.39	8.9	8	7.3	7.17	7.5	7.5	6.5 - 8.5
Temperature (deg C)	5.8	14.6	12.9	7.4	6.4	9.8	11	8.2	6.1	11.9	11.4	8.2	7.4	9.3	12.7	8	6.3	11.3	12.8	6	NS
Turbidity (NTU)	999	324	659	999	999	999	999	999	999	704	241	466	460	501	999	506	218	999	614	50	5
<b>Part 360 Leachate Indicator Parameters</b>																					
Ammonia-Nitrogen (mg/L)	<0.5	<0.5	<0.3	<0.3	<0.3	0.14	0.3	0.15	0.28	0.3	0.39	0.21	0.17	0.33	0.32	0.56	0.16	1.8	0.93	<0.03	2
Biochemical Oxygen Demand (BOD5) (mg/L)	<4.0	5	3.9	5	4.7	5.6	2.1	<4.0	<4.0	<4.0	4.2	<4.0	<4.0	<4.0	18	4.5	<4.0	4.4	<4.0	<4	NS
Chloride (mg/L)	<0.2	<0.2	<2.0	<2.0	<2.0	0.15	<0.1	<0.1	<0.1	<0.17	0.12	<0.1	<0.1	<0.1	<0.1	<0.1	<0.1	<0.1	<0.1	<0.1	2
Chemical Oxygen Demand (mg/L)	160	120	26	76	64	74	160	120	96	120	72	75	290	75	87	64	57	120	67	75	NS
Chloride (mg/L)	8	3	4.1	<2.0	2.6	3.3	3.3	3.3	3.4	3.2	3.6	3.3	3.2	3.4	3.3	3.2	3.2	3.2	3.4	3.4	250
Color (Pt-Co)		530					400					600	850					750			15
Nitrate-Nitrogen (mg/L)	<0.2	<0.2	<0.2	0.5	0.3	<0.1	<0.1	<0.1	<0.1	0.18	<0.1	0.17	0.16	<0.1	0.14	<0.1	<0.1	<0.1	<0.1	0.18	10
Sulfate (mg/L)	5	8	12	8	12	8.5	2.3	4.7	4.2	2.9	3.1	8.6	15	8.4	3.2	6.2	19	15	3.2	8	250
Total Alkalinity (mg/L)	230	260	1400	260	270	240	270	280	230	260	240	210	240	250	230	250	240	250	220	240	NS
Total Cyanide (mg/L)		<0.01					<0.01					<0.01	<0.01					<0.01			0.2
Total Dissolved Solids (mg/L)	420	260	360	340	340	390	420	400	360	380	240	430	360	340	330	380	390	360	340	320	500
Total Hardness (mg/L)	1100	530	477.2904	489.5396	466	610	720	700	1200	300	420	390	460	360	650	730	380	400	410	150	NS
Total Kjeldahl Nitrogen (mg/L)	2.8	1.9	0.5	<0.3	<0.3	0.97	1.4	1.7	1	1.3	1	0.7	0.45	1.2	1.7	0.52	0.74	1.5	0.57	0.63	NS
Total Organic Carbon (mg/L)	30	29	28.6	38.5	32.6	32	31	36	35	30	29	32	29	31	32	26	24	32	25	28	NS
Total Phenols (mg/L)	<0.005	<0.005	<0.001	0.005	<0.001	0.0022	0.019	<0.002	<0.002	<0.002	<0.002	<0.002	<0.002	0.0087	0.0035	<0.002	<0.002	0.0022	0.0026	0.0031	0.001
<b>Part 360 Routine Metals</b>																					
Iron (mg/L)		<0.1				<0.5	<0.5			<0.5	<0.5	<0.5	<0.5	<0.5	<0.5	<0.5	<0.5	<0.5	<0.5	<0.5	1
Cadmium (mg/L)	0.0088	0.0053	<0.005	<0.005	<0.005	<0.01	<0.01	<0.01	<0.01	<0.01	<0.01	<0.01	<0.01	<0.01	<0.01	<0.01	<0.01	<0.01	<0.01	<0.01	0.005
Calcium (mg/L)	307	142	142	138	138	160	190	180	300	88	120	110	130	100	170	200	100	110	120	50	NS
Iron (mg/L)	85.3	47.8	28.2	26.8	14.3	37	56	56	110	21	30	24	29	26	48	52	25	36	29	2.6	0.3*
Lead (mg/L)	0.0381	0.021	0.011	0.017	0.008	<0.01	<0.01	0.043	0.042	0.012	0.012	0.011	0.017	0.014	0.034	0.041	<0.01	<0.01	0.023	<0.01	0.025
Magnesium (mg/L)	83.9	43.5	29.8	35.2	29.4	48	58	60	100	19	29	28	34	26	53	60	27	30	27	5.2	35 (GV)
Manganese (mg/L)	4.21	2.13	1.7	1.9	1.6	2.4	2.8	2.7	5	1.1	1.5	1.5	1.8	1.4	2.6	3	1.4	1.6	1.5	0.36	0.3*
Potassium (mg/L)	12.1	6.96	2.3	4.6	2.4	4.6	6.4	7.3	14	4.2	7.2	4.6	4.6	6.6	6.3	5.4	4.5	5.8	4.9	2.7	NS
Sodium (mg/L)	49.3	39.3	30	41.7	46	46	49	53	55	48	33	43	55	57	38	40	53	54	37	55	20
<b>Part 360 Additional Baseline Metals</b>																					
Aluminum (mg/L)		23.9					<0.01					12	12					18			NS
Antimony (mg/L)		<0.015					0.048					<0.01	<0.01					<0.01			0.003
Arsenic (mg/L)		<0.01					<0.01					0.016	0.019					0.035			0.025
Barium (mg/L)		0.201					0.23					<0.2	<0.2					0.2			1
Beryllium (mg/L)		<0.003					<0.01					<0.01	<0.01					<0.01			0.003 (GV)
Chromium (mg/L)		0.0592					<0.01					0.02	0.022					0.033			0.05
Chromium, Hexavalent (mg/L)		<0.01					<0.01					<0.01	<0.01					<0.01			0.05
Cobalt (mg/L)		<0.02					0.024					<0.01	<0.01					0.014			NS
Copper (mg/L)		0.0845					0.092					0.036	0.027					0.085			0.2
Mercury (mg/L)		<0.0002					<0.0002					<0.0002	<0.0002					<0.0002			0.0007
Nickel (mg/L)		0.0726					0.071					0.027	0.034					0.042			0.1
Selenium (mg/L)		<0.005					<0.01					<0.01	<0.01					<0.01			0.01
Silver (mg/L)		<0.01					<0.01					<0.01	<0.01					<0.01			0.05
Thallium (mg/L)		<0.01					<0.01					<0.01	<0.01					<0.01			0.0005 (GV)
Vanadium (mg/L)		0.047					0.048					0.023	0.024					0.037			NS
Zinc (mg/L)		0.184					0.2					0.063	0.081					0.13			2
<b>Part 360 Volatile Organics</b>																					
1,1,1,2-Tetrachloroethane (µg/L)		<5.0					<5.0					<5.0	<5.0					<5			5
1,1,1-Trichloroethane (µg/L)		<5.0					<5.0					<5.0	<5.0					<5			5
1,1,2,2-Tetrachloroethane (µg/L)		<5.0					<5.0					<5.0	<5.0					<5			5
1,1,2-Trichloroethane (µg/L)		<5.0					<5.0					<5.0	<5.0					<5			1
1,1-Dichloroethane (µg/L)		<5.0					<5.0					<5.0	<5.0					<5			5

City of Rome  
Tannery Road Landfill  
MW-9S  
Ground Water Analytical Data

Parameter	3/1/99	6/1/99	9/1/99	12/1/99	3/1/00	6/1/00	9/1/00	12/1/00	3/1/01	6/1/01	9/1/01	12/1/01	3/28/02	6/17/02	9/24/02	12/18/02	3/12/03	6/25/03	9/17/03	12/16/03	NYSDEC Ground Water Standard
1,1-Dichloroethene ( $\mu\text{g/L}$ )		<5.0					<5.0					<5.0	<5.0				<5	<5			5
1,1,1-Trichloroethane ( $\mu\text{g/L}$ )							<5.0					<5.0	<5.0					<5			0.04
1,1-Dibromo-3-chloropropane ( $\mu\text{g/L}$ )		<10.0					<5.0					<5.0	<5.0					<5			0.04
1,2-Dibromoethane (EDB) ( $\mu\text{g/L}$ )		<5.0					<5.0					<5.0	<5.0					<5			5
1,2-Dichlorobenzene ( $\mu\text{g/L}$ )		<5.0					<5.0					<5.0	<5.0					<5			3
1,1-Dichloroethane ( $\mu\text{g/L}$ )		<5.0					<5.0					<5.0	<5.0				<5	<5			0.6
1,1-Dichloropropane ( $\mu\text{g/L}$ )		<5.0					<5.0					<5.0	<5.0				<5	<5			1
1,3-Dichlorobenzene ( $\mu\text{g/L}$ )		<5.0																			3
1,4-Dichloro-2-butene ( $\mu\text{g/L}$ )		<10.0																			5
1,2-Dichlorobenzene ( $\mu\text{g/L}$ )		<5.0					<5.0					<5.0	<5.0					<5			3
2-Butanone (MEK) ( $\mu\text{g/L}$ )		<10.0					<10.0					<10.0	<10.0				<10	<10			50 (GV)
2-Hexanone ( $\mu\text{g/L}$ )		<10.0					<10.0					<10.0	<10.0				<10	<10			50 (GV)
4-Methyl 2-pentanone ( $\mu\text{g/L}$ )		<10.0					<10.0					<10.0	<10.0				<10	<10			NS
Acetone ( $\mu\text{g/L}$ )		<10.0					<10.0					<10.0	<10.0				<10	<10			50 (GV)
Acrylonitrile ( $\mu\text{g/L}$ )		<100.0					<20.0					<20.0	<20.0				<20	<20			5
Benzene ( $\mu\text{g/L}$ )		<5.0					<5.0					<5.0	<5.0				<5	<5			1
Bromochloromethane ( $\mu\text{g/L}$ )		<5.0					<5.0					<5.0	<5.0				<5	<5			5
1,1-Dibromodichloromethane ( $\mu\text{g/L}$ )		<5.0					<5.0					<5.0	<5.0				<5	<5			50 (GV)
1,1-Dibromoethane ( $\mu\text{g/L}$ )		<5.0					<5.0					<5.0	<5.0				<5	<5			50 (GV)
Bromomethane ( $\mu\text{g/L}$ )		<5.0					<5.0					<5.0	<5.0				<5	<5			5
Carbon disulfide ( $\mu\text{g/L}$ )		<5.0					<5.0					<5.0	<5.0				<5	<5			60 (GV)
Carbon tetrachloride ( $\mu\text{g/L}$ )		<5.0					<5.0					<5.0	<5.0				<5	<5			5
Chlorobenzene ( $\mu\text{g/L}$ )		<5.0					<5.0					<5.0	<5.0				<5	<5			5
Chloroethane ( $\mu\text{g/L}$ )		<5.0					<5.0					<5.0	<5.0				<5	<5			5
Chloroform ( $\mu\text{g/L}$ )		<5.0					<5.0					<5.0	<5.0				<5	<5			7
Chloromethane ( $\mu\text{g/L}$ )		<5.0					<5.0					<5.0	<5.0				<5	<5			5
cis-1,2-Dichloroethene ( $\mu\text{g/L}$ )		<5.0					<5.0					<5.0	<5.0				<5	<5			5
cis-1,3-Dichloropropene ( $\mu\text{g/L}$ )		<5.0					<5.0					<5.0	<5.0				<5	<5			0.4**
1,1-Dibromochloromethane ( $\mu\text{g/L}$ )		<5.0					<5.0					<5.0	<5.0				<5	<5			50 (GV)
1,1-Dibromomethane ( $\mu\text{g/L}$ )		<5.0					<5.0					<5.0	<5.0				<5	<5			5
Ethyl benzene ( $\mu\text{g/L}$ )		<5.0					<5.0					<5.0	<5.0				<5	<5			5
Iodomethane ( $\mu\text{g/L}$ )		<5.0					<20.0					<20.0	<10.0				<5	<5			5
1,1,2,2-Tetrachloroethane ( $\mu\text{g/L}$ )		<5.0					<10.0					<10.0	<10.0				<10	<10			5
1,1-Dibromoethene ( $\mu\text{g/L}$ )		<5.0					<5.0					<5.0	<5.0				<5	<5			5
1,1,1-Trichloroethane ( $\mu\text{g/L}$ )		<5.0					<5.0					<5.0	<5.0				<5	<5			5
1,1-Dibromochloromethane ( $\mu\text{g/L}$ )		<5.0					<5.0					<5.0	<5.0				<5	<5			5
1,1-Dibromomethane ( $\mu\text{g/L}$ )		<5.0					<5.0					<5.0	<5.0				<5	<5			5
1,1-Dibromoethane ( $\mu\text{g/L}$ )		<5.0					<5.0					<5.0	<5.0				<5	<5			5
1,1-Dibromochloroethane ( $\mu\text{g/L}$ )		<5.0					<5.0					<5.0	<5.0				<5	<5			5
1,1-Dibromomethane ( $\mu\text{g/L}$ )		<5.0					<5.0					<5.0	<5.0				<5	<5			5
1,1-Dibromoethane ( $\mu\text{g/L}$ )		<5.0					<5.0					<5.0	<5.0				<5	<5			5
1,1-Dibromochloroethane ( $\mu\text{g/L}$ )		<5.0					<5.0					<5.0	<5.0				<5	<5			5
1,1-Dibromomethane ( $\mu\text{g/L}$ )		<5.0					<5.0					<5.0	<5.0				<5	<5			5
1,1-Dibromoethane ( $\mu\text{g/L}$ )		<5.0					<5.0					<5.0	<5.0				<5	<5			5
1,1-Dibromochloroethane ( $\mu\text{g/L}$ )		<5.0					<5.0					<5.0	<5.0				<5	<5			5
1,1-Dibromomethane ( $\mu\text{g/L}$ )		<5.0					<5.0					<5.0	<5.0				<5	<5			5
1,1-Dibromoethane ( $\mu\text{g/L}$ )		<5.0					<5.0					<5.0	<5.0				<5	<5			5
1,1-Dibromochloroethane ( $\mu\text{g/L}$ )		<5.0					<5.0					<5.0	<5.0				<5	<5			5
1,1-Dibromomethane ( $\mu\text{g/L}$ )		<5.0					<5.0					<5.0	<5.0				<5	<5			5
1,1-Dibromoethane ( $\mu\text{g/L}$ )		<5.0					<5.0					<5.0	<5.0				<5	<5			5
1,1-Dibromochloroethane ( $\mu\text{g/L}$ )		<5.0					<5.0					<5.0	<5.0				<5	<5			5
1,1-Dibromomethane ( $\mu\text{g/L}$ )		<5.0					<5.0					<5.0	<5.0				<5	<5			5
1,1-Dibromoethane ( $\mu\text{g/L}$ )		<5.0					<5.0					<5.0	<5.0				<5	<5			5
1,1-Dibromochloroethane ( $\mu\text{g/L}$ )		<5.0					<5.0					<5.0	<5.0				<5	<5			5
1,1-Dibromomethane ( $\mu\text{g/L}$ )		<5.0					<5.0					<5.0	<5.0				<5	<5			5
1,1-Dibromoethane ( $\mu\text{g/L}$ )		<5.0					<5.0					<5.0	<5.0				<5	<5			5
1,1-Dibromochloroethane ( $\mu\text{g/L}$ )		<5.0					<5.0					<5.0	<5.0				<5	<5			5
1,1-Dibromomethane ( $\mu\text{g/L}$ )		<5.0					<5.0					<5.0	<5.0				<5	<5			5
1,1-Dibromoethane ( $\mu\text{g/L}$ )		<5.0					<5.0					<5.0	<5.0				<5	<5			5
1,1-Dibromochloroethane ( $\mu\text{g/L}$ )		<5.0					<5.0					<5.0	<5.0				<5	<5			5
1,1-Dibromomethane ( $\mu\text{g/L}$ )		<5.0					<5.0					<5.0	<5.0				<5	<5			5
1,1-Dibromoethane ( $\mu\text{g/L}$ )		<5.0					<5.0					<5.0	<5.0				<5	<5			5
1,1-Dibromochloroethane ( $\mu\text{g/L}$ )		<5.0					<5.0					<5.0	<5.0				<5	<5			5
1,1-Dibromomethane ( $\mu\text{g/L}$ )		<5.0					<5.0					<5.0	<5.0				<5	<5			5
1,1-Dibromoethane ( $\mu\text{g/L}$ )		<5.0					<5.0					<5.0	<5.0				<5	<5			5
1,1-Dibromochloroethane ( $\mu\text{g/L}$ )		<5.0					<5.0					<5.0	<5.0				<5	<5			5
1,1-Dibromomethane ( $\mu\text{g/L}$ )		<5.0					<5.0					<5.0	<5.0				<5	<5			5
1,1-Dibromoethane ( $\mu\text{g/L}$ )		<5.0					<5.0					<5.0	<5.0				<5	<5			5
1,1-Dibromochloroethane ( $\mu\text{g/L}$ )		<5.0					<5.0					<5.0	<5.0				<5	<5			5
1,1-Dibromomethane ( $\mu\text{g/L}$ )		<5.0					<5.0														

City of Rome  
Tannery Road Landfill  
Leachate Well MW-10  
Analytical Data

Parameter	3/28/02	6/17/02	9/24/02	12/18/02	3/12/03	6/25/03	9/17/03	12/16/03	NYSDEC Ground Water Standard
<b>Field Parameters</b>									
Conductivity ( $\mu$ mhos/cm)	4,940	4,970	5,440	3,780	4,050	4,810	5,600	4,300	NS
pH (s.u.)	6.48	6.63	7		6.6	6.5	6.78	6.4	6.5 - 8.5
Temperature (deg C)	12.8	15.2	17.2	10.4	7.6	19.7	15.8	9	NS
Turbidity (NTU)	356	183	585	164	207	383	47	430	5
<b>Part 360 Leachate Indicator Parameters</b>									
Ammonia-Nitrogen (mg/L)	200	260	270	200	280	280	270	230	2
Biochemical Oxygen Demand (BOD5) (mg/L)	38	24	46	34	30	20	36	43	NS
Bromide (mg/L)	2.6	3	3.9	1.9	2.1	3.2	3.8	2.3	2
Chemical Oxygen Demand (mg/L)	420	250	3,200	270	340	490	640	270	NS
Chloride (mg/L)	440	430	610	380	200	450	550	260	250
Color (Pt-Co)	1,400					600			15
Nitrate-Nitrogen (mg/L)	<0.1	0.16	0.17	<0.1	<0.1	0.15	0.76	0.54	10
Sulfate (mg/L)	2.9	2.2	3.6	2.2	2.3	2.5	<1	2.3	250
Total Alkalinity (mg/L)	1,700	1,900	2,200	1,500	1,600	1,800	2,000	1,500	NS
Total Cyanide (mg/L)	<0.01					<0.01			0.2
Total Dissolved Solids (mg/L)	1,900	2,100	2,500	1,500	1,400	2,200	2,500	1,200	500
Total Hardness (mg/L)	580	580	690	480	550	750	790	430	NS
Total Kjeldahl Nitrogen (mg/L)	290	220	320	220	280	300	330	350	NS
Total Organic Carbon (mg/L)	160	150	230	99	120	120	230	110	NS
Total Phenols (mg/L)	0.016	0.02	0.015	0.026	<0.002	0.015	0.013	0.017	0.001
<b>Part 360 Routine Metals</b>									
Boron (mg/L)	2.5	2.7	3.7			3.4	4.4	1.6	1
Cadmium (mg/L)	<0.01	<0.01	<0.01	<0.01	<0.01	<0.01	<0.01	<0.01	0.005
Calcium (mg/L)	120	120	140	100	110	150	150	91	NS
Iron (mg/L)	62	60	70	48	58	61	68	52	0.3*
Lead (mg/L)	0.049	0.031	0.04	0.022	0.041	<0.01	0.014	0.022	0.025
Magnesium (mg/L)	68	67	83	53	65	94	100	50	35 (GV)
Manganese (mg/L)	1.3	1.5	2.4	1.6	1.5	1.7	2.7	1.3	0.3*
Potassium (mg/L)	190	200	340	180	230	230	410	220	NS
Sodium (mg/L)	430	460	600	250	270	420	630	250	20
<b>Part 360 Additional Baseline Metals</b>									
Aluminum (mg/L)	2.4					0.9			NS
Antimony (mg/L)	<0.01					<0.01			0.003
Arsenic (mg/L)	0.02					0.038			0.025
Barium (mg/L)	<0.2					0.32			1
Beryllium (mg/L)	<0.01					<0.01			0.003 (GV)
Chromium (mg/L)	0.031					0.019			0.05
Chromium, Hexavalent (mg/L)	<0.01					<0.01			0.05
Cobalt (mg/L)	0.012					0.017			NS
Copper (mg/L)	0.052					0.013			0.2
Mercury (mg/L)	0.0002					<0.0002			0.0007
Nickel (mg/L)	0.062					0.049			0.1
Selenium (mg/L)	<0.01					<0.01			0.01
Silver (mg/L)	<0.01					<0.01			0.05
Thallium (mg/L)	<0.01					<0.01			0.0005 (GV)
Vanadium (mg/L)	<0.01					0.012			NS
Zinc (mg/L)	0.16					0.11			2
<b>Part 360 Volatile Organics</b>									
1,1,1,2-Tetrachloroethane ( $\mu$ g/L)	<5.0					<5			5
1,1,1-Trichloroethane ( $\mu$ g/L)	<5.0					<5			5
1,1,2,2-Tetrachloroethane ( $\mu$ g/L)	<5.0					<5			5

City of Rome  
Tannery Road Landfill  
Leachate Well MW-10  
Analytical Data

Parameter	3/28/02	6/17/02	9/24/02	12/18/02	3/12/03	6/25/03	9/17/03	12/16/03	NYSDEC Ground Water Standard
1,1,2-Trichloroethane (µg/L)	<5.0				<5	<5			1
1,1-Dichloroethane (µg/L)	<5.0				<5	<5			5
1,1-Dichloroethene (µg/L)	<5.0				<5	<5			5
1,2,3-Trichloropropane (µg/L)	<5.0					<5			0.04
1,2-Dibromo-3-chloropropane (µg/L)	<5.0					<5			0.04
1,2-Dibromoethane (EDB) (µg/L)	<5.0					<5			5
1,2-Dichlorobenzene (µg/L)	<5.0					<5			3
1,2-Dichloroethane (µg/L)	<5.0				<5	<5			0.6
1,2-Dichloropropane (µg/L)	<5.0				<5	<5			1
1,4-Dichlorobenzene (µg/L)	<5.0					<5			3
2-Butanone (MEK) (µg/L)	<10.0				<10	<10			50 (GV)
2-Hexanone (µg/L)	<10.0				<10	<10			50 (GV)
4-Methyl 2-pentanone (µg/L)	<10.0					<10			NS
Acetone (µg/L)	18				28	13			50 (GV)
Acrylonitrile (µg/L)	<20.0					<20			5
Benzene (µg/L)	5.5				5.7	<5			1
Bromochloromethane (µg/L)	<5.0					<5			5
Bromodichloromethane (µg/L)	<5.0				<5	<5			50 (GV)
Bromoform (µg/L)	<5.0				<5	<5			50 (GV)
Bromomethane (µg/L)	<5.0				<5	<5			5
Carbon disulfide (µg/L)	<5.0				<5	<5			60 (GV)
Carbon tetrachloride (µg/L)	<5.0				<5	<5			5
Chlorobenzene (µg/L)	<5.0				<5	<5			5
Chloroethane (µg/L)	33				33	22			5
Chloroform (µg/L)	<5.0				<5	<5			7
Chloromethane (µg/L)	<5.0				<5	<5			5
cis-1,2-Dichloroethene (µg/L)	<5.0					<5			5
cis-1,3-Dichloropropene (µg/L)	<5.0				<5	<5			0.4**
Dibromochloromethane (µg/L)	<5.0				<5	<5			50 (GV)
Dibromomethane (µg/L)	<5.0					<5			5
Ethyl benzene (µg/L)	29				<5	<5			5
Iodomethane (µg/L)	<10.0					<10			5
Methylene Chloride (µg/L)	<10.0				<10	<10			5
Styrene (µg/L)	<5.0				<5	<5			5
Tetrachloroethene (µg/L)	<5.0				<5	<5			5
Toluene (µg/L)	<5.0				<5	<5			5
trans-1,2-Dichloroethene (µg/L)	<5.0					<5			5
trans-1,3-Dichloropropene (µg/L)	<5.0				<5	<5			0.4**
trans-1,4-Dichloro-2-butene (µg/L)	<10.0					<10			5
Trichloroethene (µg/L)	<5.0				<5	<5			5
Trichlorofluoromethane (µg/L)	<5.0					<5			5
Vinyl Acetate (µg/L)	<20.0					<20			NS
Vinyl Chloride (µg/L)	<5.0				<5	<5			2
Xylenes (Total) (µg/L)	75				96	28			5
1,2-Dichloroethene - Total					<5				

Notes

- 1) < indicates not detected at or above the listed value
- 2) NS indicates that no standard has been promulgated.
- 3) \* indicates that the sum of these two analytes may not exceed 500 µg/L.
- 4) GV indicates that the value listed is a guidance value rather than a standard.
- 5) Values in bold exceeded the applicable NYSDEC ground water standard/guidance value.
- 6) \*\* Indicates standard applies to the sum of the isomers



City of Rome  
Tannery Road Landfill  
Leachate Well MW-12  
Analytical Data

Parameter	3/1/99	6/1/99	9/1/99	12/1/99	3/1/00	6/1/00	9/1/00	12/1/00	3/1/01	6/1/01	9/1/01	12/1/01	3/28/02	6/17/02	9/24/02	12/18/02	3/12/03	6/25/03	9/17/03	12/16/03	NYSDEC Ground Water Standard
<b>Field Parameters</b>																					
Conductivity ( $\mu$ mhos/cm)	3,400	3,430	3,850	3,900	4,470	4,770	4,560	4,940	4,080	3,820	4,100	5,090	4,750	4,490	5,700	4,430	4,820	4,500	4,550	4,600	NS
(s.u.)	6.12	6.74	6.69	6.7	6.64	7.01	6.54	6.5	6.56	6.54	6.75	6.65	6.42	6.66	7.1	6.7	6.64	6.79	7.1	6.5 - 8.5	
Temperature (deg C)	12.2	17.8	15.3	12	10.9	16	14.8	9.4	11.7	18.4	14.1	11.9	12.2	14.5	17	10.3	7.5	18.2	15.4	10	NS
Turbidity (NTU)	228	368	678	650	351	153	268	180	150	432	315	125	53	25	350	243	111	253	4	150	5
<b>Part 360 Leachate Indicator Parameters</b>																					
Ammonia-Nitrogen (mg/L)	150	120	170	160	210	260	250	250	200	190	240	270	200	210	220	200	240	280	270	230	2
Biochemical Oxygen Demand (BOD5) (mg/L)	17	34	16	16	34	37	30	29		5.5	40	25	<20.0	18	46	37	28	22	25	<20	NS
Formaldehyde (mg/L)	2.1	<0.2	<2.0	5.1	4.47	4.8	5.4	5.7	4.2	3.9	3.9	4.3	4.4	4.5	4.8	4.8	5.2	4.4	5.2	4.8	2
Chemical Oxygen Demand (mg/L)	170	370	<10.0	270	380	400	440	440	360	170	31	240	97	280	410	400	360	420	430	380	NS
Chloride (mg/L)	280	330	320	330	370	500	410	510	320	330	460	330	350	340	470	460	320	370	350	290	250
Color (Pt-Co)		580				300						750	1500					750			15
Nitrate-Nitrogen (mg/L)	<0.2	<0.2	<0.2	<0.2	<0.2	0.21	<0.1	0.15	0.17	0.26	0.16	<0.1	0.38	0.19	0.2	0.25	0.28	0.19	0.19	0.41	10
Sulfate (mg/L)	180	6	11	<5.0	53	1.9	1.5	1.4	2.3	2.8	3	<1.0	2.3	1.9	2.2	2.5	2.2	2.3	2.2	2.6	250
Total Alkalinity (mg/L)	1400	1600	280	1400	990	990	1800	1800	1300	1700	1800	1800	1600	1800	1800	1700	1,900	1,800	1,700	1,700	NS
Total Cyanide (mg/L)		<0.01					<0.01					<0.01	<0.01					<0.01			0.2
Total Dissolved Solids (mg/L)	1500	1400	1630	1750	1830	2100	1900	2000	1800	1700	1700	2000	1700	1900	1900	1800	1,900	2,000	1,800	1,800	500
Total Hardness (mg/L)	652	620	831	635	596	540	620	630	620	620	660	580	650	620	630	660	600	590	720	540	NS
Total Kjeldahl Nitrogen (mg/L)	160	180	170	160	200	260	280	270	210	190	230	250	210	200	240	220	270	330	270	280	NS
Total Organic Carbon (mg/L)	89	90	270	107	37.3	140	120	150	130	130	140	120	150	160	160	180	150	100	150	160	NS
Total Phenols (mg/L)	0.03	0.027	0.034	0.033	0.027	0.019	<0.002	0.02	0.02	0.024	0.021	0.02	0.019	0.024	0.021	0.017	<0.002	0.014	0.014	0.018	0.001
<b>Part 360 Metals</b>																					
Boron (mg/L)		2.7				3.4	3.4			2.3	2.8	3	3.1	3	3			3.2	4	3	1
Cadmium (mg/L)	0.0058	0.0061	<0.005	<0.005	<0.005	<0.01	<0.01	<0.01	<0.01	<0.01	<0.01	<0.01	<0.01	<0.01	<0.01	<0.01	<0.01	<0.01	<0.01	<0.01	0.005
Calcium (mg/L)	133	120	172	117	110	93	110	110	110	100	120	100	110	110	110	120	100	100	130	97	NS
Chlorine (mg/L)	57.2	54.9	58.4	57.1	51.6	52	59	59	58	56	65	54	55	50	57	54	52	50	67	47	0.3*
Lead (mg/L)	0.0096	0.0061	0.022	0.011	0.012	<0.01	<0.01	0.026	<0.01	<0.01	<0.01	0.018	<0.01	<0.01	<0.01	0.018	0.015	<0.01	0.018	0.011	0.025
Magnesium (mg/L)	77.8	76.8	97.6	83.4	78	76	84	89	82	86	90	80	88	86	88	90	82	83	98	73	35 (GV)
Manganese (mg/L)	0.447	0.356	0.73	0.39	0.39	0.28	0.36	0.37	0.35	0.35	0.45	0.4	0.4	0.36	0.45	0.46	0.35	0.36	0.47	0.35	0.3*
Potassium (mg/L)	167	190	190	160	180	260	260	300	190	210	200	220	210	220	220	210	250	320	280	260	NS
Sodium (mg/L)	246	285	310	240	280	350	340	480	340	450	400	280	440	430	410	430	340	360	490	300	20
<b>Part 360 Additional Baseline Metals</b>																					
Aluminum (mg/L)		0.854					2.1					1.8	0.7					0.74			NS
Antimony (mg/L)		<0.015					0.031					<0.01	<0.01					0.01			0.003
Arsenic (mg/L)		<0.01					<0.01					0.013	0.02					0.041			0.025
Barium (mg/L)		0.351					0.4					0.4	0.35					0.46			1
Beryllium (mg/L)		<0.003					<0.01					<0.01	<0.01					<0.01			0.003 (GV)
Chromium (mg/L)		<0.005					0.019					0.012	<0.01					0.015			0.05
Chromium, Hexavalent (mg/L)		<0.01					<0.01					<0.01	<0.01					<0.01			0.05
Cobalt (mg/L)		<0.02					0.014					0.012	<0.01					0.012			NS
Copper (mg/L)		<0.01					0.014					<0.01	<0.01					<0.01			0.2
Mercury (mg/L)		<0.0002					<0.0002					0.0003	0.005					<0.0002			0.0007
Nickel (mg/L)		<0.03					0.039					0.031	0.024					0.036			0.1
Selenium (mg/L)		<0.005					<0.01					<0.01	<0.01					<0.01			0.01
Silver (mg/L)		<0.01					<0.01					<0.01	<0.01					<0.01			0.05
Thallium (mg/L)		<0.01					<0.01					<0.1	<0.01					0.014			0.0005 (GV)
Vanadium (mg/L)		<0.3					0.02					0.02	0.012					0.023			NS
Zinc (mg/L)		0.0388					0.13					0.071	0.022					0.046			2
<b>Part 360 Volatile Organics</b>																					
1,1,1,2-Tetrachloroethane ( $\mu$ g/L)		<5.0					<5.0					<5.0	<5.0								5
1,1,1-Trichloroethane ( $\mu$ g/L)		<5.0					<5.0					<5.0	<5.0								5
1,1,2,2-Tetrachloroethane ( $\mu$ g/L)		<5.0					<5.0					<5.0	<5.0								5
1,1,2-Trichloroethane ( $\mu$ g/L)		<5.0					<5.0					<5.0	<5.0								1
1,1-Dichloroethane ( $\mu$ g/L)		<5.0					<5.0					<5.0	<5.0								5
1,2-Dichloroethane ( $\mu$ g/L)		<5.0					<5.0					<5.0	<5.0								5
1,1,3-Trichloropropane ( $\mu$ g/L)		<5.0					<5.0					<5.0	<5.0								0.04
1,2-Dibromo-3-chloropropane ( $\mu$ g/L)		<10.0					<5.0					<5.0	<5.0								0.04
1,2-Dibromoethane (EDB) ( $\mu$ g/L)		<5.0					<5.0					<5.0	<5.0								5

City of Rome  
Tannery Road Landfill  
Leachate Well MW-12  
Analytical Data

Parameter	3/1/99	6/1/99	9/1/99	12/1/99	3/1/00	6/1/00	9/1/00	12/1/00	3/1/01	6/1/01	9/1/01	12/1/01	3/28/02	6/17/02	9/24/02	12/18/02	3/12/03	6/25/03	9/17/03	12/16/03	NYSDEC Ground Water Standard	
1,2-Dichlorobenzene (µg/L)		<5.0					<5.0					<5.0	<5.0					<5			3	
1,2-Dichloroethane (µg/L)		<5.0					<5.0					<5.0	<5.0				<5	<5			0.6	
1,3-Dichloropropane (µg/L)		<5.0					<5.0					<5.0	<5.0				<5	<5			1	
1,4-Dichlorobenzene (µg/L)		<5.0					<5.0					<5.0	<5.0				<5	<5			3	
1,4-Dichloro-2-butene (µg/L)		<10.0																				5
1,4-Dichlorobenzene (µg/L)		1					<5.0					<5.0	<5.0					<5			3	
Butanone (MEK) (µg/L)		<10.0					<10.0					<10.0	<10.0				<10	<10			50 (GV)	
Hexanone (µg/L)		<10.0					<10.0					<10.0	<10.0				<10	<10			50 (GV)	
4-Methyl 2-pentanone (µg/L)		<10.0					<10.0					<10.0	<10.0				<10	<10			NS	
Acetone (µg/L)		<10.0					15					<10.0	16				11	13			50 (GV)	
Acrylonitrile (µg/L)		<100.0					<20.0					<20.0	<20.0					<20			5	
Benzene (µg/L)		10					43					33	35				40	34			1	
Bromochloromethane (µg/L)		<5.0					<5.0					<5.0	<5.0					<5			5	
Bromodichloromethane (µg/L)		<5.0					<5.0					<5.0	<5.0				<5	<5			50 (GV)	
Bromoform (µg/L)		<5.0					<5.0					<5.0	<5.0				<5	<5			50 (GV)	
Bromomethane (µg/L)		<5.0					<5.0					<5.0	<5.0				<5	<5			5	
Carbon disulfide (µg/L)		<68					<5.0					<5.0	<5.0				<5	<5			60 (GV)	
Carbon tetrachloride (µg/L)		<5.0					<5.0					<5.0	<5.0				<5	<5			5	
Chlorobenzene (µg/L)		<5.0					<5.0					<5.0	<5.0				<5	<5			5	
Chloroethane (µg/L)		<5.0					<5.0					<5.0	<5.0				<5	<5			5	
Chloroform (µg/L)		<5.0					<5.0					<5.0	<5.0				<5	<5			7	
Chloromethane (µg/L)		<5.0					<5.0					<5.0	<5.0				<5	<5			5	
cis-1,2-Dichloroethene (µg/L)		<5.0					<5.0					<5.0	<5.0				<5	<5			5	
cis-1,3-Dichloropropene (µg/L)		<5.0					<5.0					<5.0	<5.0				<5	<5			5	
Dibromochloromethane (µg/L)		<5.0					<5.0					<5.0	<5.0				<5	<5			0.4**	
Dibromomethane (µg/L)		<5.0					<5.0					<5.0	<5.0				<5	<5			50 (GV)	
Dibromomethane (µg/L)		<5.0					<5.0					<5.0	<5.0				<5	<5			5	
Ethyl benzene (µg/L)		2					<5.0					<5.0	<5.0				<5	<5			5	
Fluoromethane (µg/L)		<5.0					<20.0					<20.0	<10.0				<5	<10			5	
Methylene Chloride (µg/L)		<5.0					<10.0					<10.0	<10.0				<10	<10			5	
Styrene (µg/L)		<5.0					<5.0					<5.0	<5.0				<5	<5			5	
Trichloroethene (µg/L)		<5.0					<5.0					<5.0	<5.0				<5	<5			5	
Toluene (µg/L)		<5.0					<5.0					<5.0	<5.0				<5	<5			5	
trans-1,2-Dichloroethene (µg/L)		<5.0					<5.0					<5.0	<5.0				<5	<5			5	
trans-1,3-Dichloropropene (µg/L)		<5.0					<5.0					<5.0	<5.0				<5	<5			5	
trans-1,4-Dichloro-2-butene (µg/L)		<5.0					<5.0					<5.0	<5.0				<5	<5			0.4**	
trans-1,4-Dichloro-2-butene (µg/L)		<5.0					<50.0					<50.0	<10.0				<5	<10			5	
Trichloroethene (µg/L)		<5.0					<5.0					<5.0	<5.0				<5	<5			5	
Trichlorofluoromethane (µg/L)		<5.0					<5.0					<5.0	<5.0					<5			5	
Vinyl Acetate (µg/L)		<50.0					<20.0					<20.0	<20.0					<20			NS	
Vinyl Chloride (µg/L)		<5.0					<5.0					<5.0	<5.0				<5	<5			2	
Alkenes (Total) (µg/L)		15					41					26	17				11	<5			5	
1,2-Dichloroethene - Total																						<5

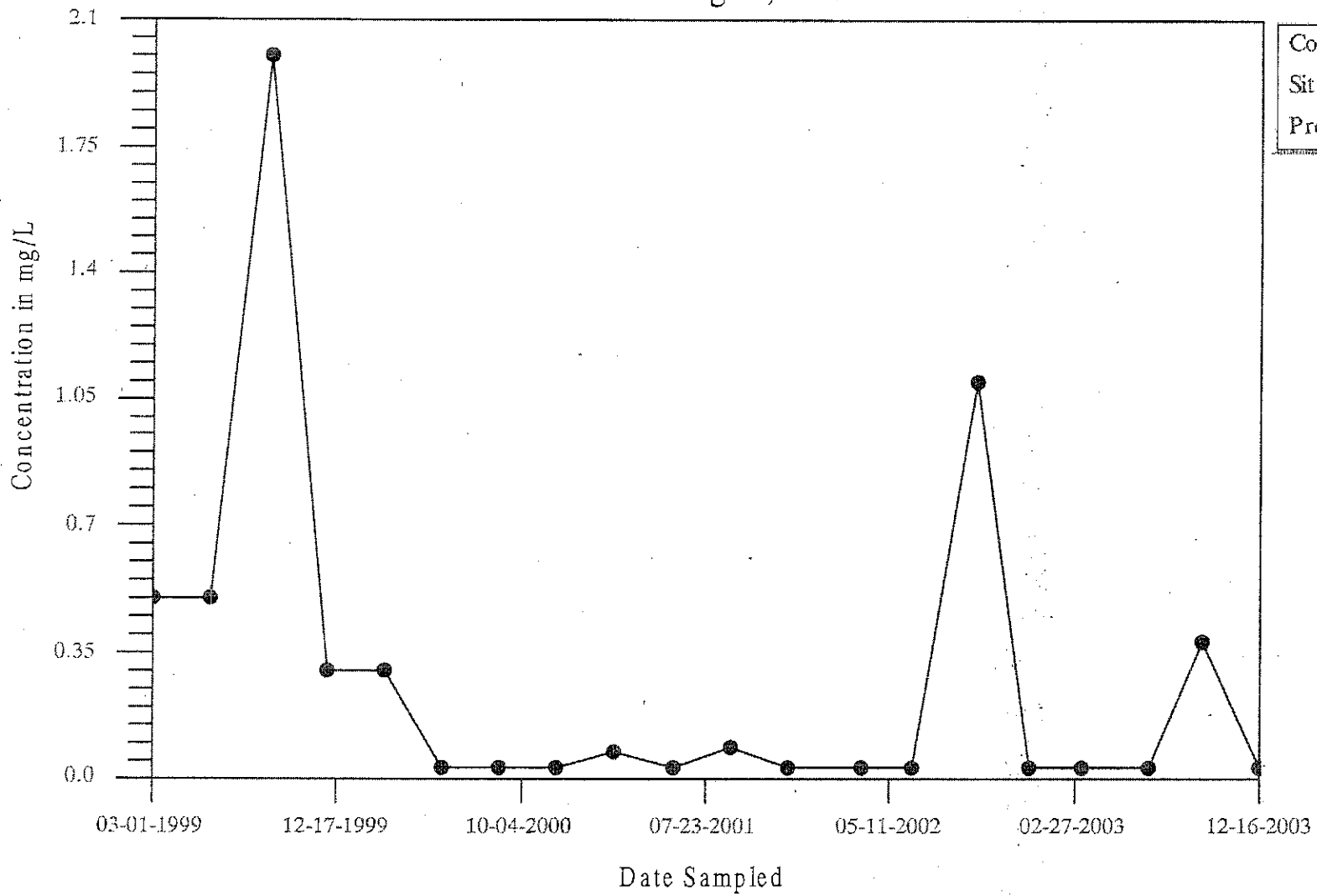
- Notes
- 1) < indicates not detected at or above the listed value
  - 2) NS indicates that no standard has been promulgated.
  - 3) \* indicates that the sum of these two analytes may not exceed 500 µg/L.
  - 4) GV indicates that the value listed is a guidance value rather than a standard.
  - 5) Values in bold exceeded the applicable NYSDEC ground water standard/guidance value.
  - 6) \*\* Indicates standard applies to the sum of the isomers

**APPENDIX B**

**MONITORING WELL AND LEACHATE WELL  
TIME SERIES CONCENTRATION GRAPHS**

# Time-Series Plot

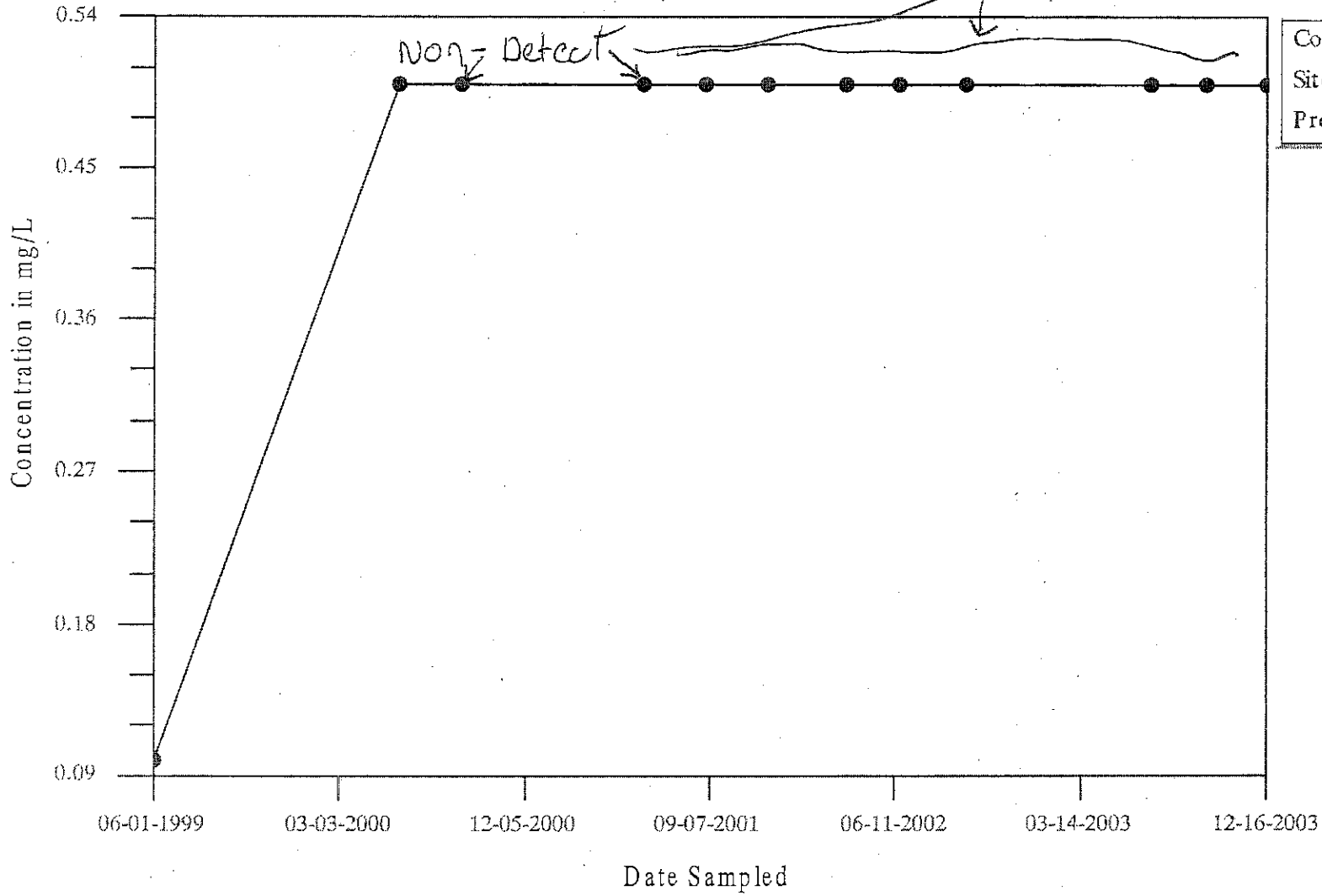
## Ammonia-Nitrogen, MW-1S



Company: City of Rome  
Site: Tannery Road Landfill  
Program: Tannery Road Lanfil

# Time-Series Plot

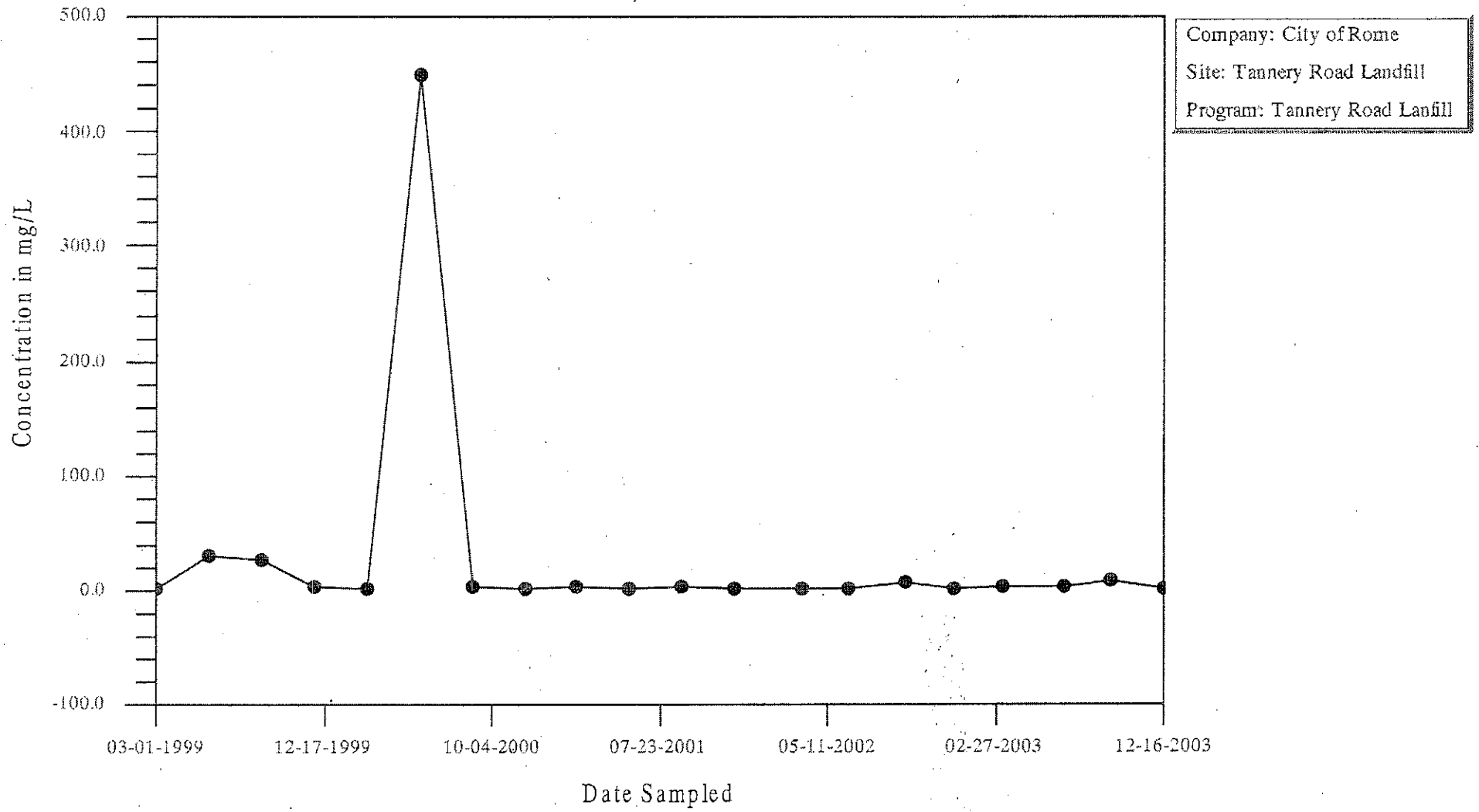
## Boron, MW-1S



Company: City of Rome  
Site: Tannery Road Landfill  
Program: Tannery Road Lanfil

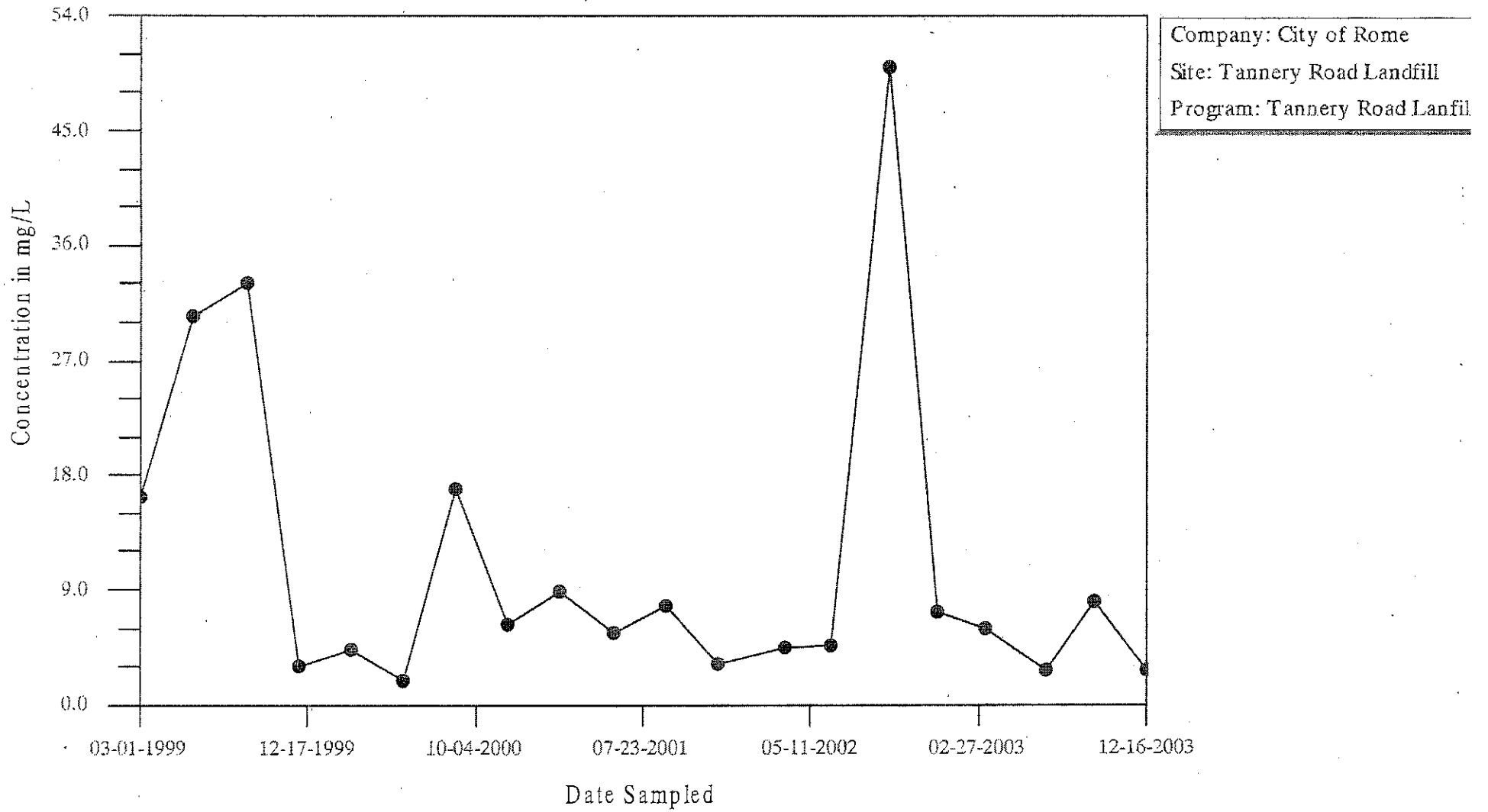
# Time-Series Plot

## Chloride, MW-1S



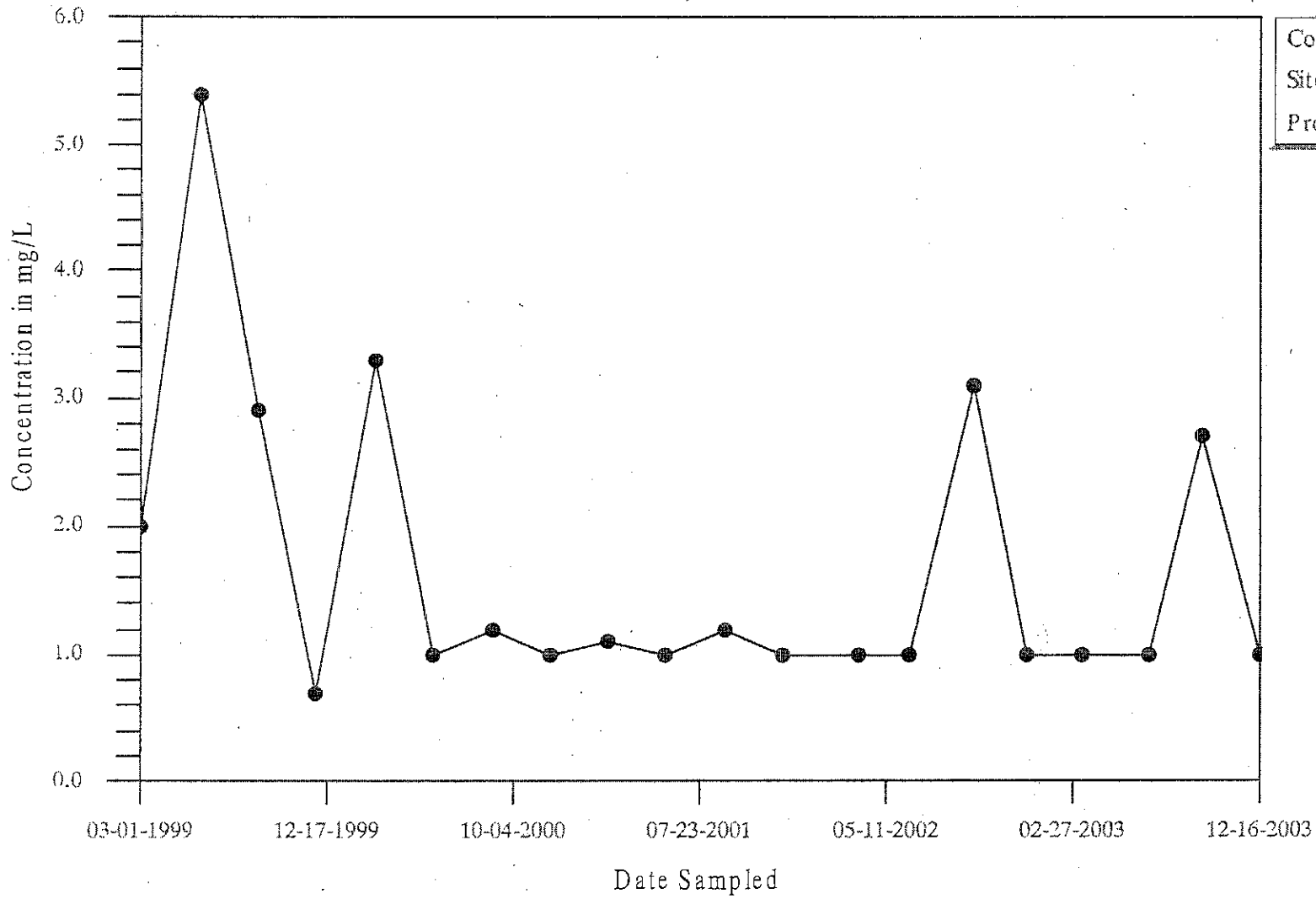
# Time-Series Plot

Iron, MW-1S



# Time-Series Plot

## Potassium, MW-1S

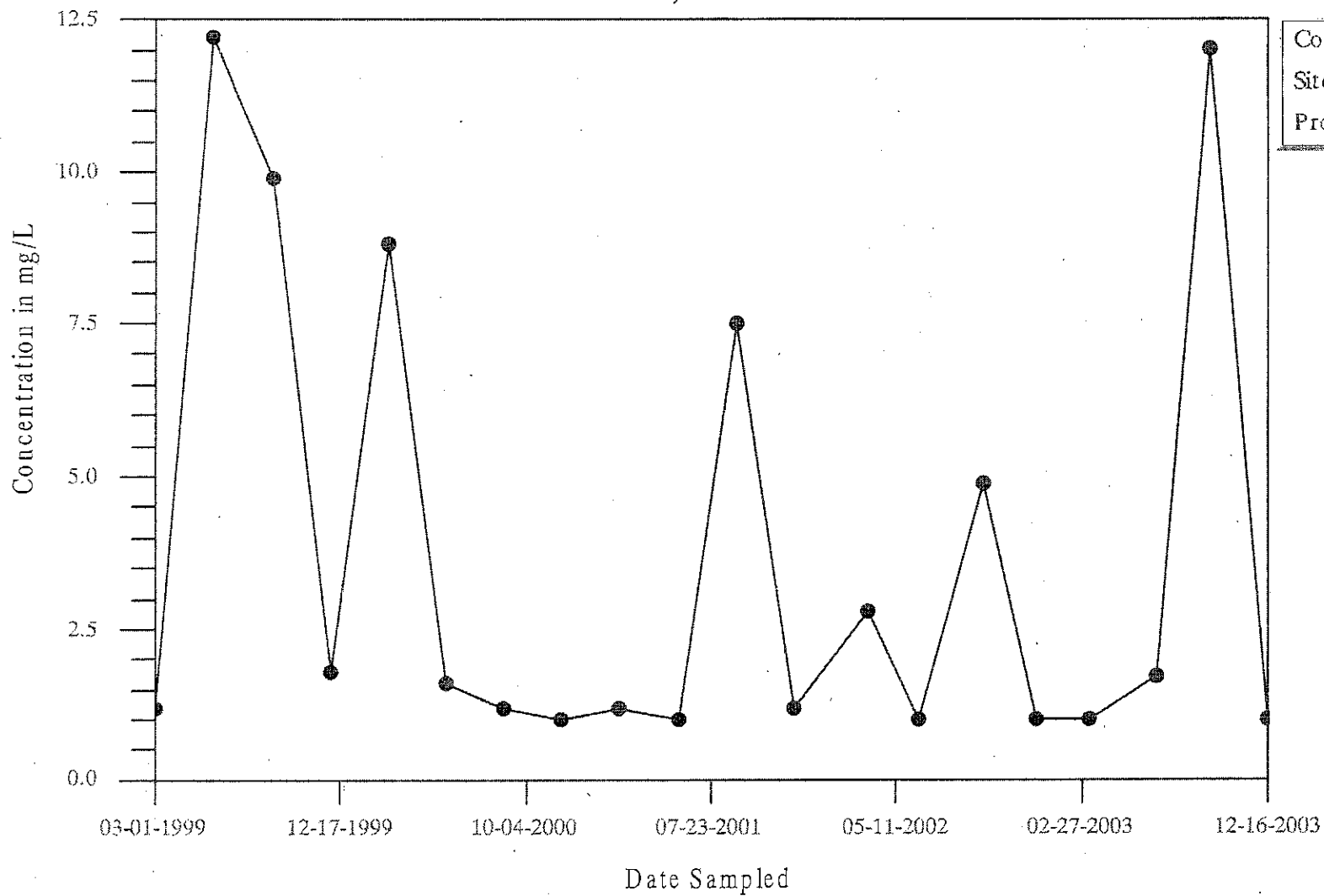


Company: City of Rome  
Site: Tannery Road Landfill  
Program: Tannery Road Lanfil



# Time-Series Plot

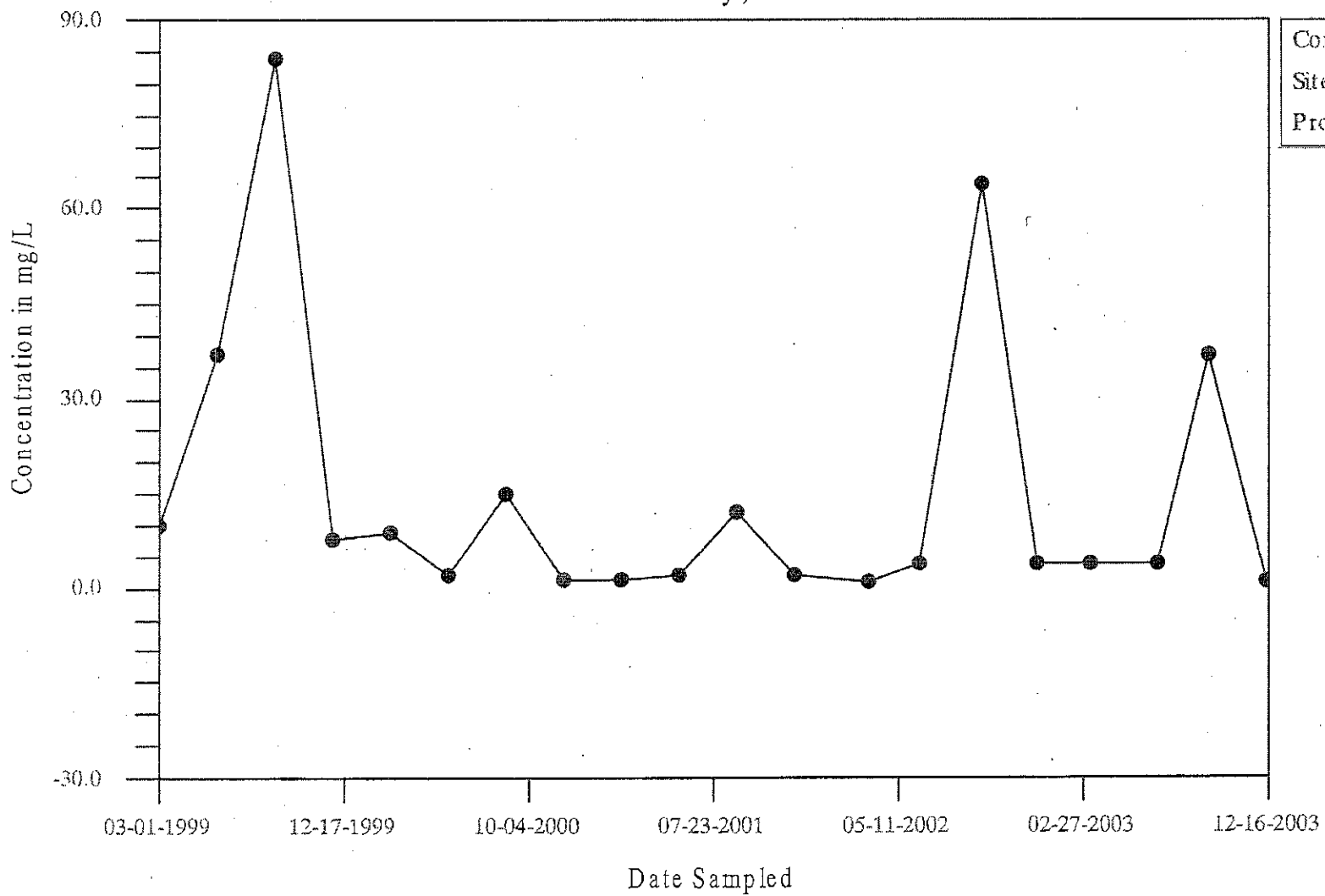
## Sodium, MW-1S



Company: City of Rome  
Site: Tannery Road Landfill  
Program: Tannery Road Lanfil

# Time-Series Plot

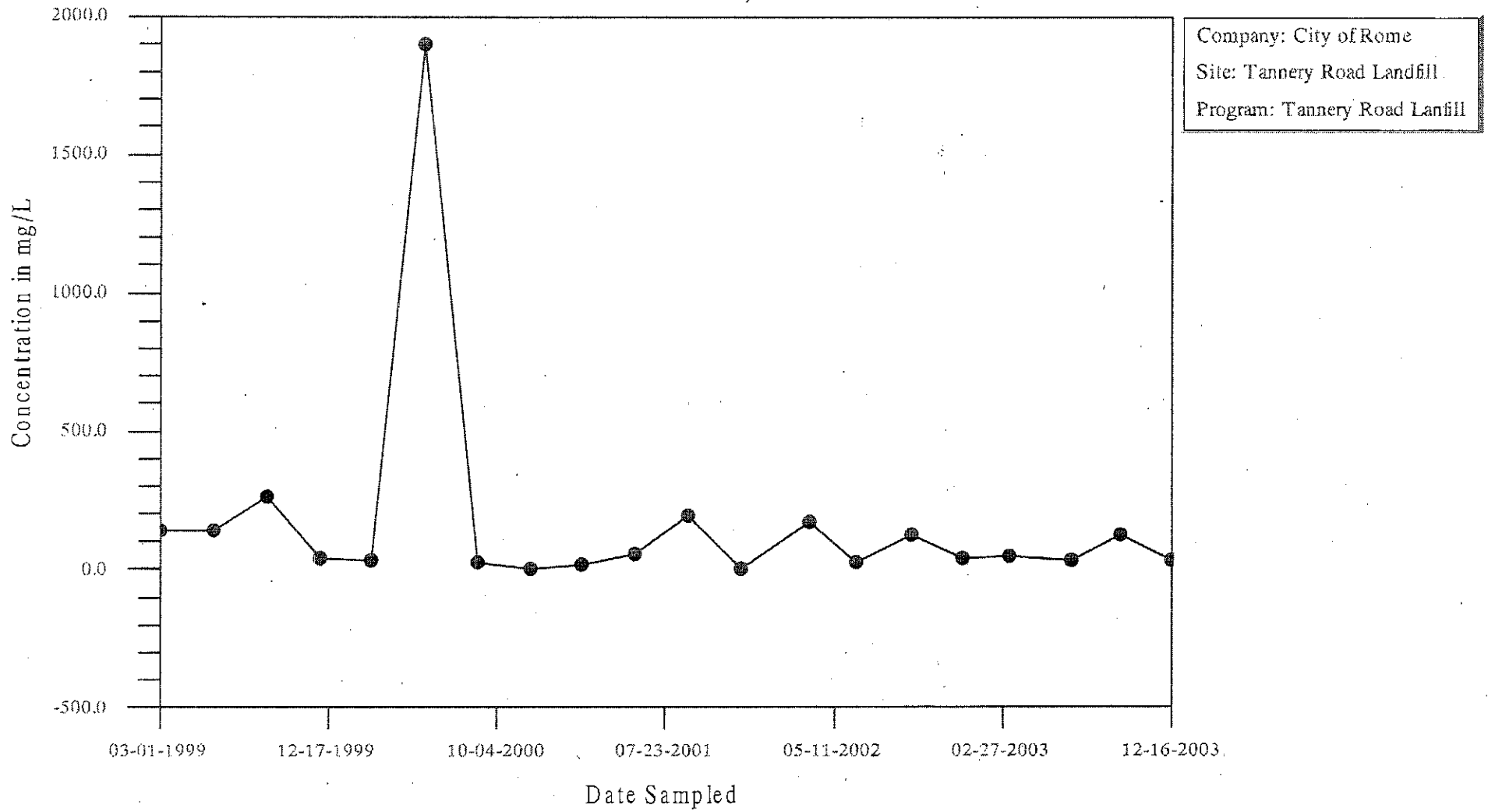
## Total Alkalinity, MW-1S



Company: City of Rome  
Site: Tannery Road Landfill  
Program: Tannery Road Lanfil

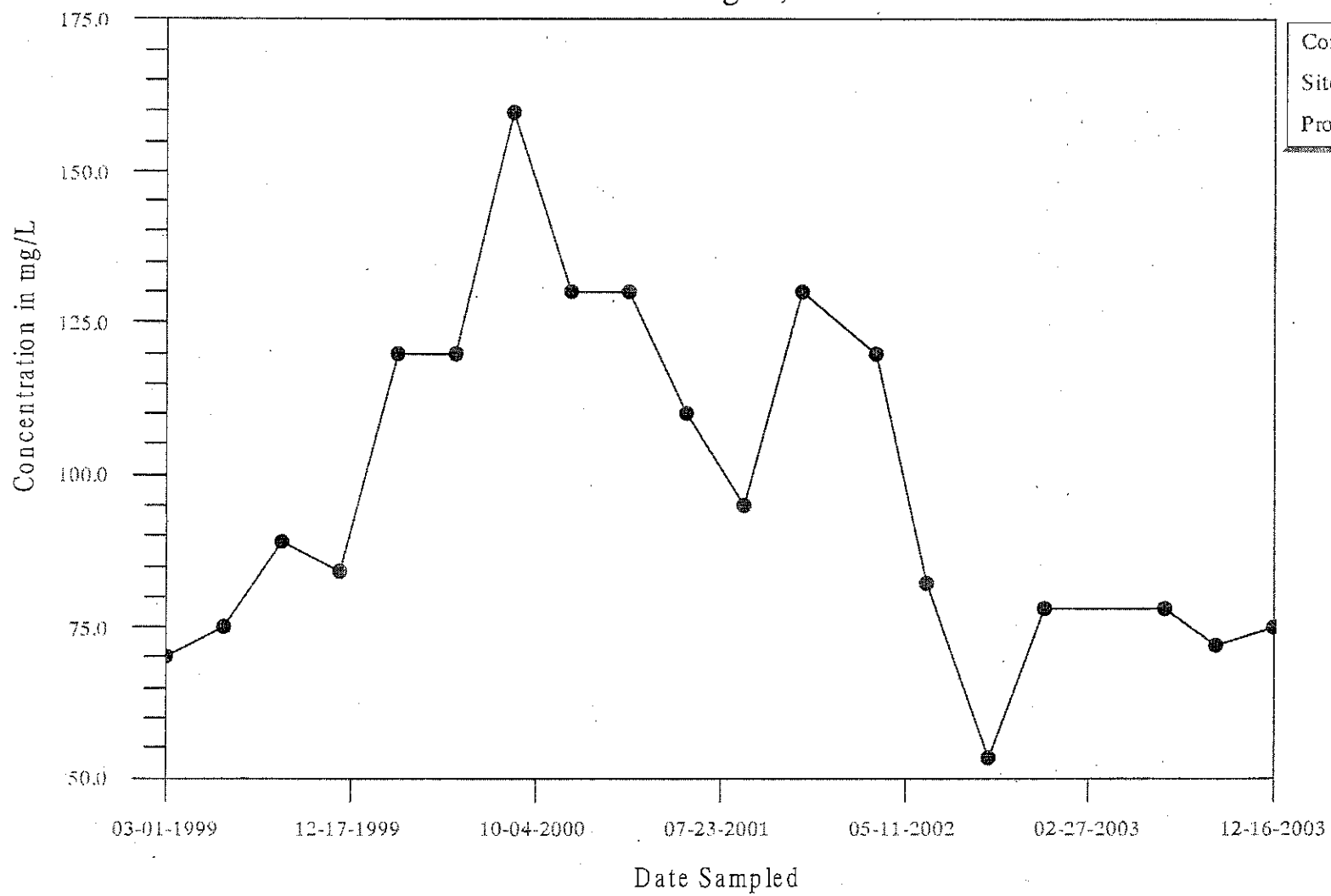
# Time-Series Plot

## Total Dissolved Solids, MW-1S



# Time-Series Plot

## Ammonia-Nitrogen, MW-3S



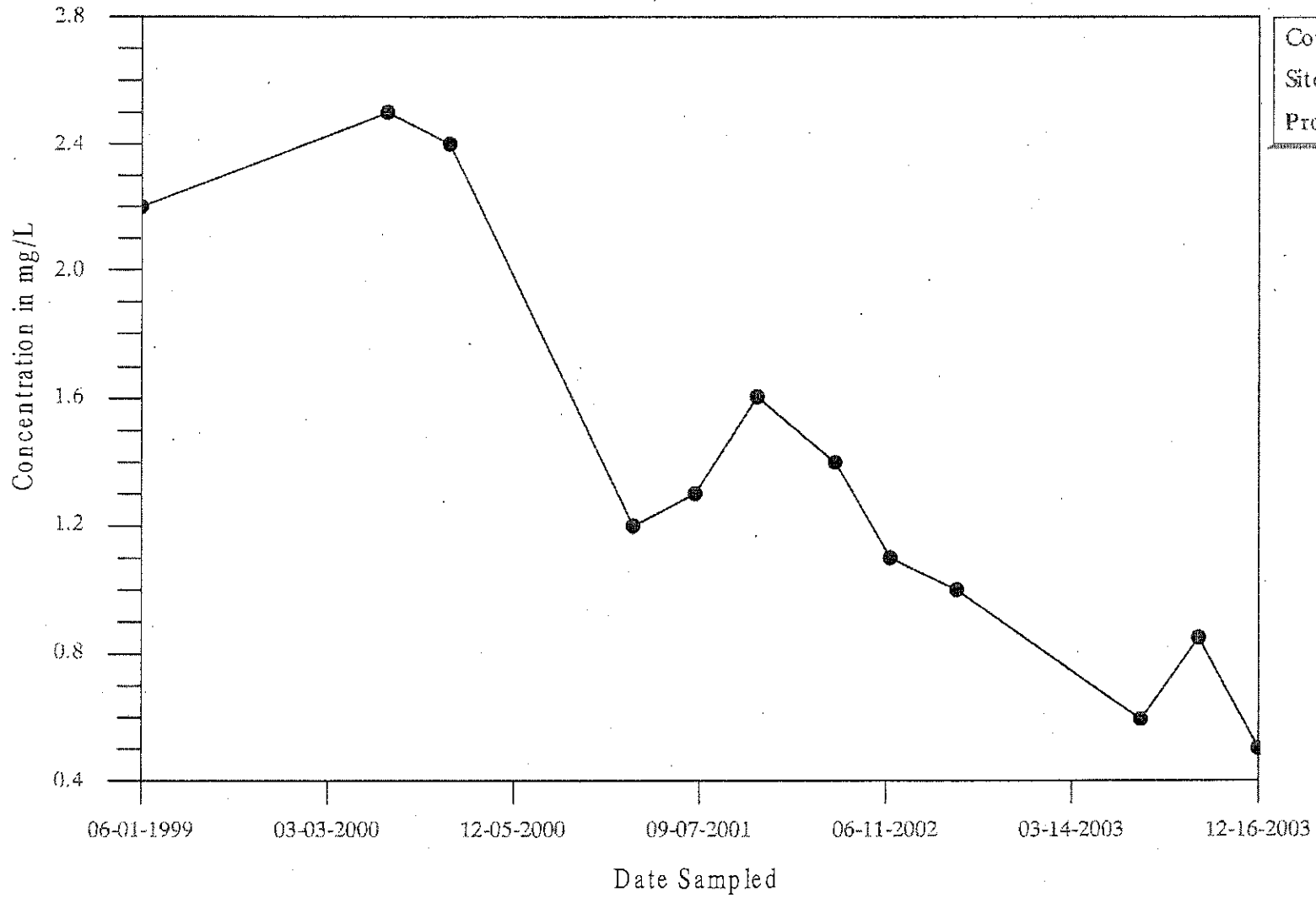
Company: City of Rome

Site: Tannery Road Landfill

Program: Tannery Road Lanfill

# Time-Series Plot

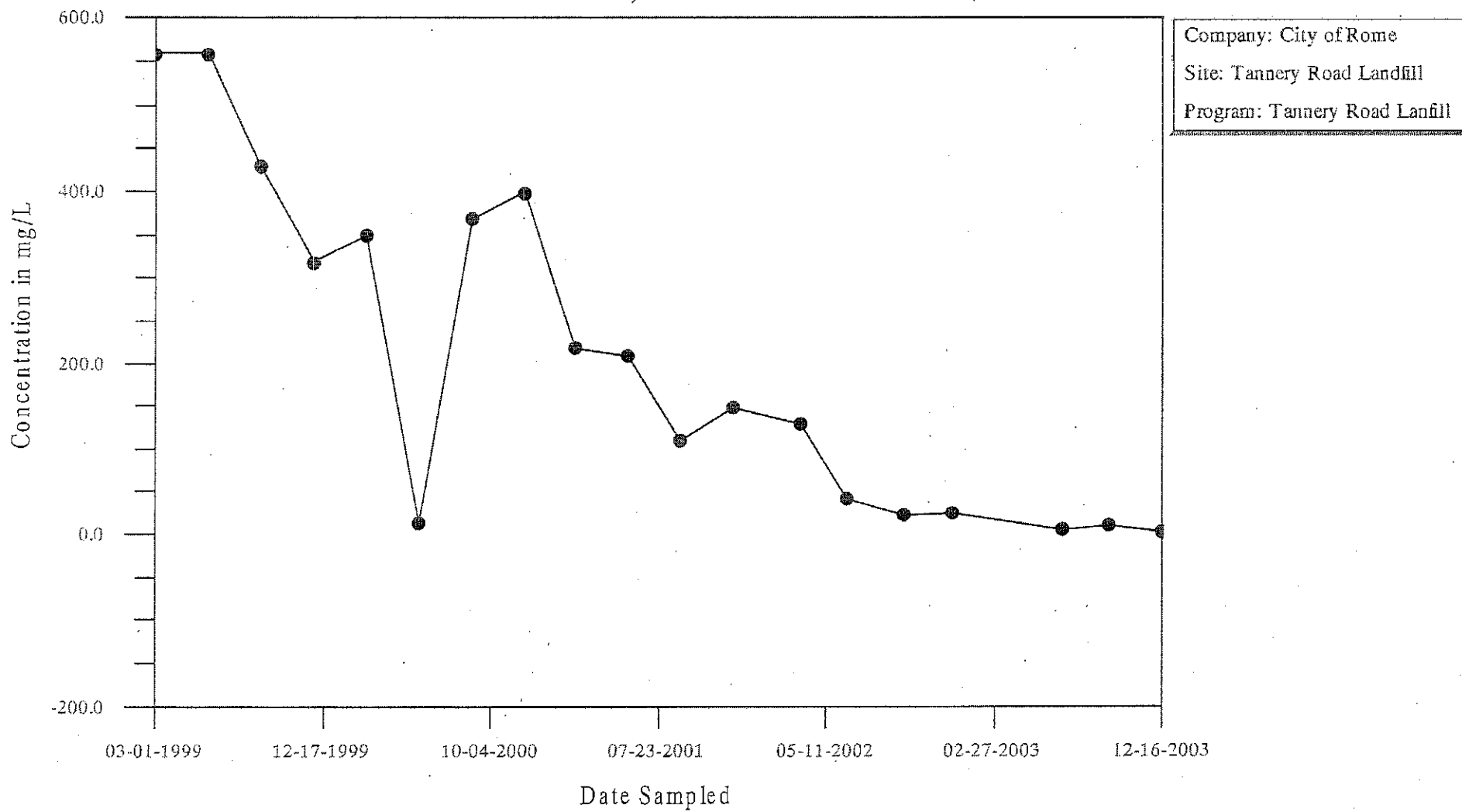
## Boron, MW-3S



Company: City of Rome  
Site: Tannery Road Landfill  
Program: Tannery Road Lanfil

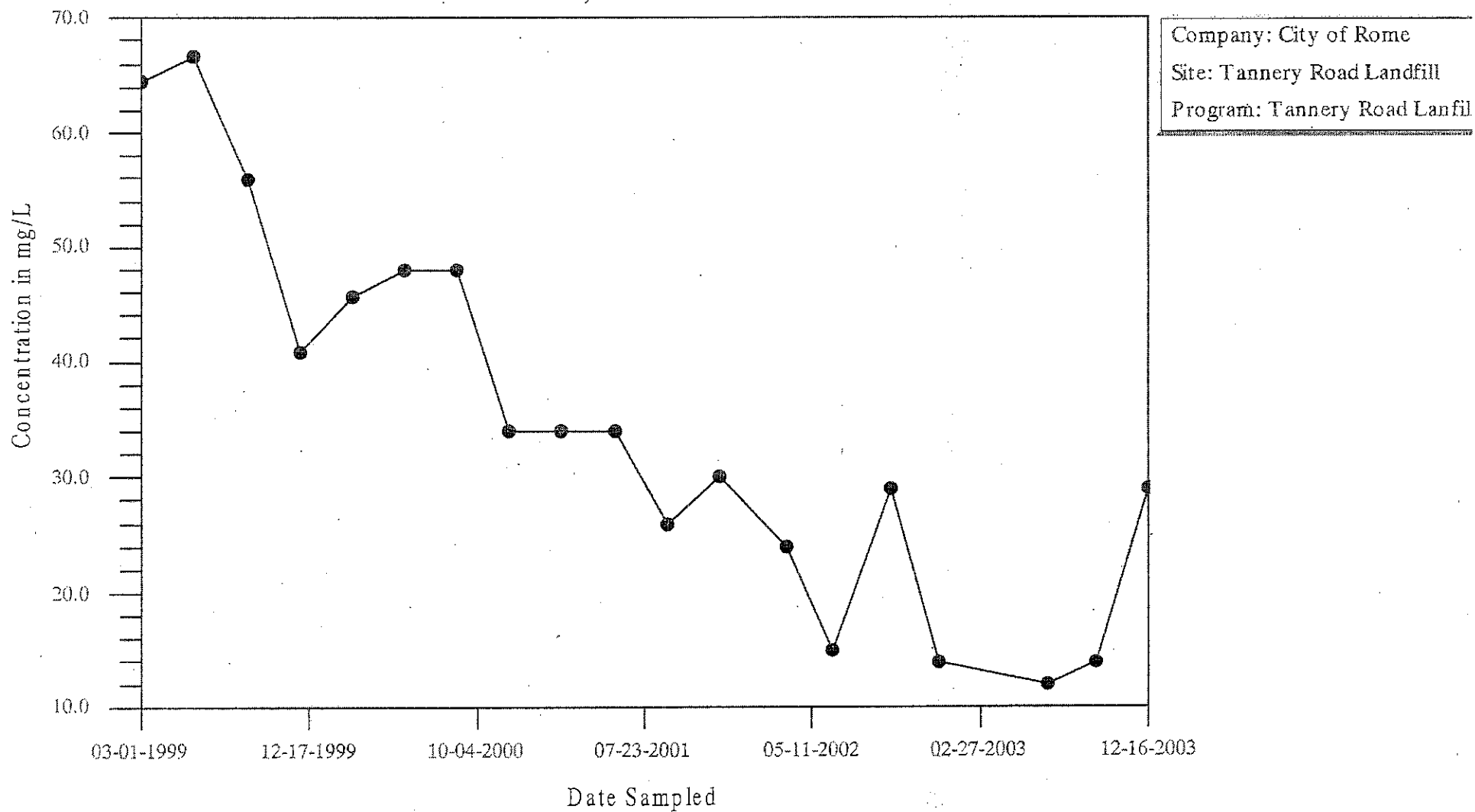
# Time-Series Plot

## Chloride, MW-3S



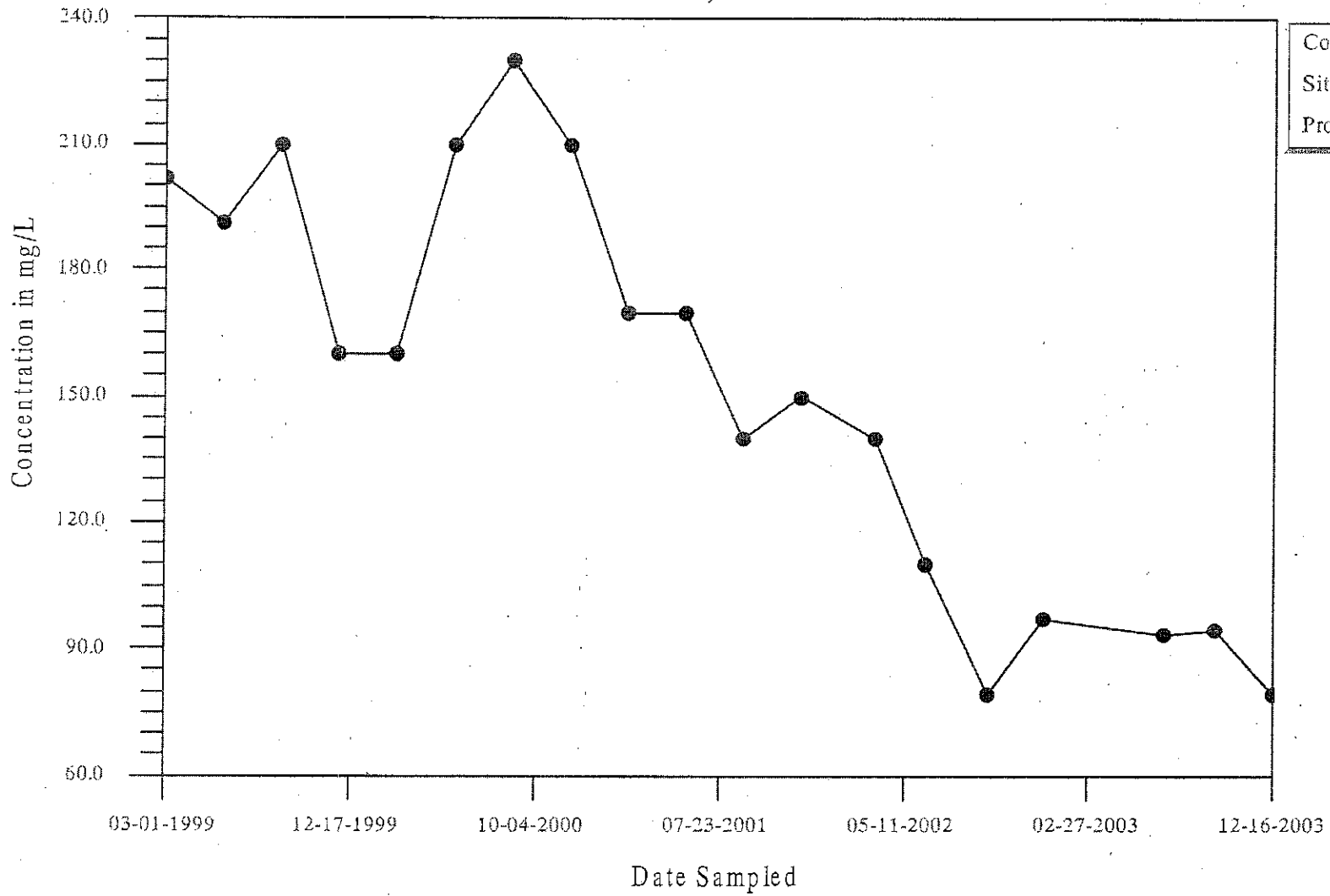
# Time-Series Plot

## Iron, MW-3S



# Time-Series Plot

## Potassium, MW-3S

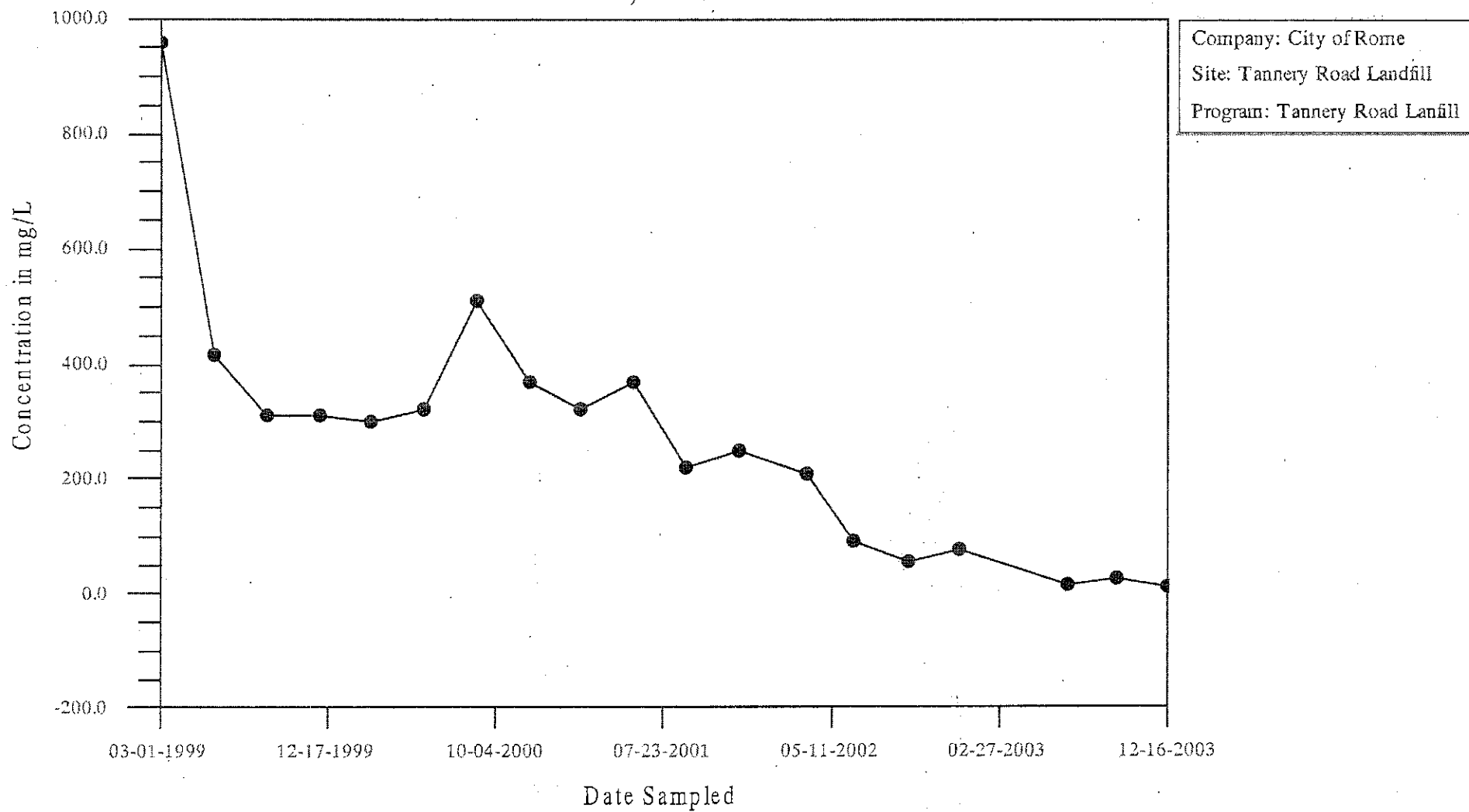


Company: City of Rome  
Site: Tannery Road Landfill  
Program: Tannery Road Lanfill



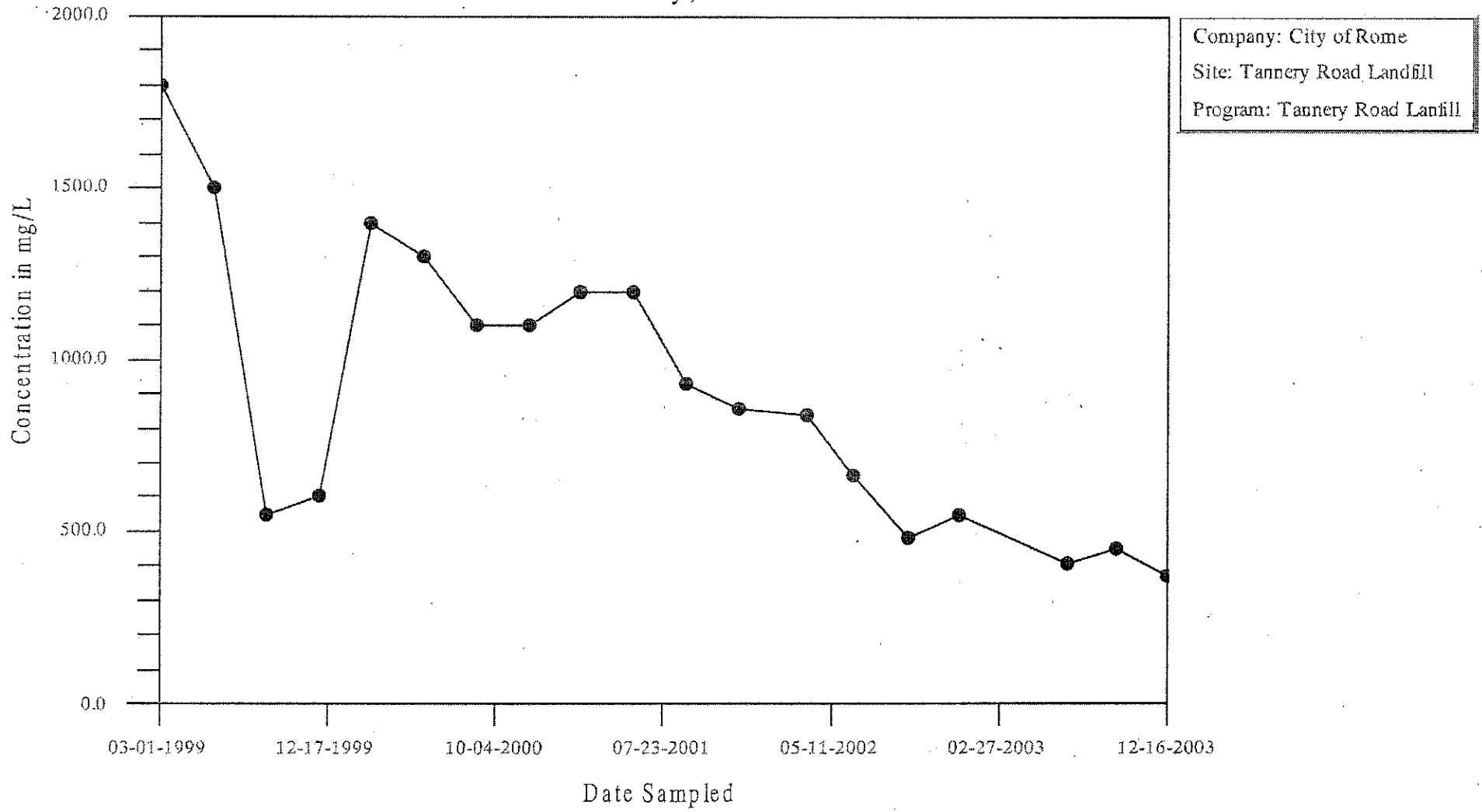
# Time-Series Plot

## Sodium, MW-3S



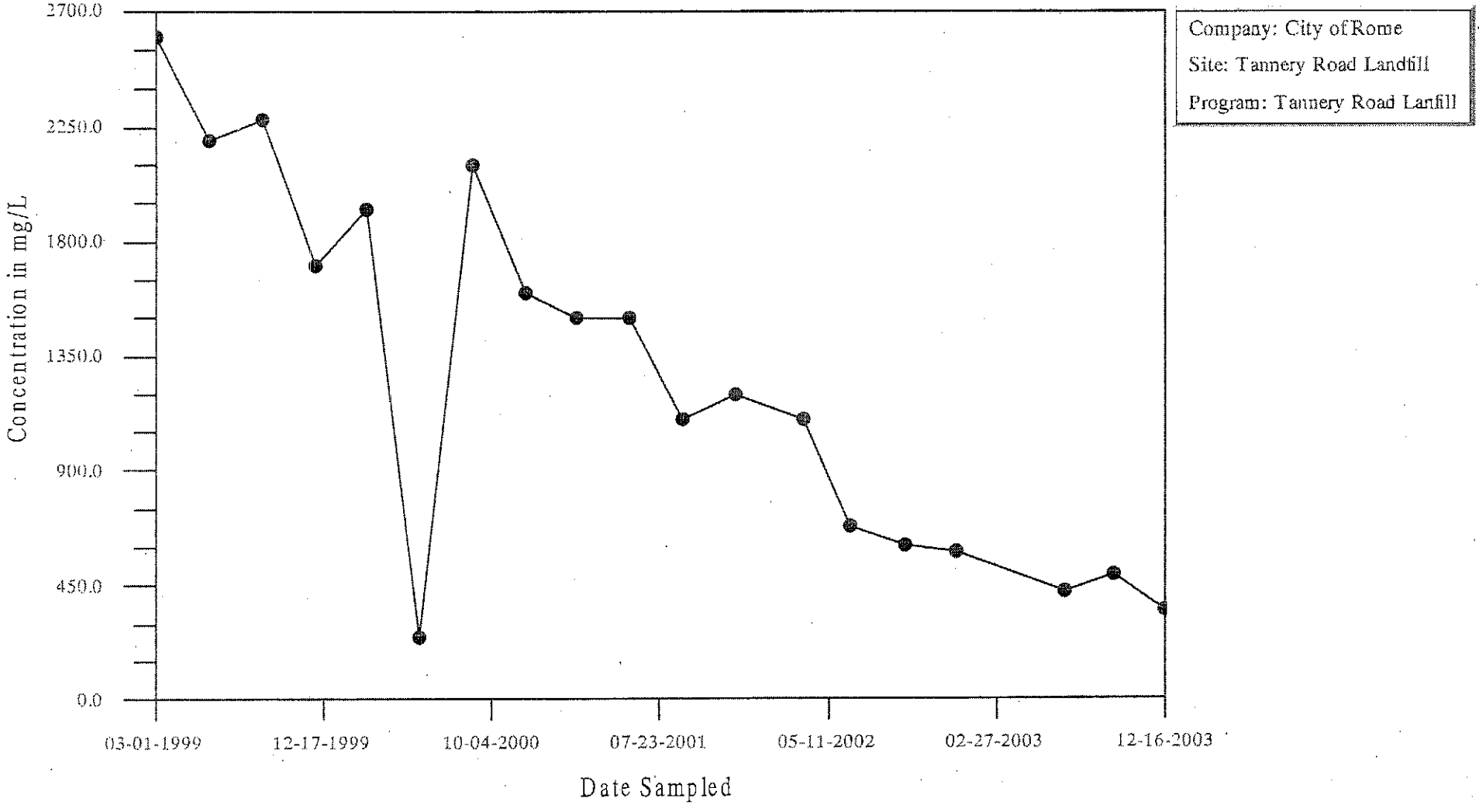
# Time-Series Plot

## Total Alkalinity, MW-3S



# Time-Series Plot

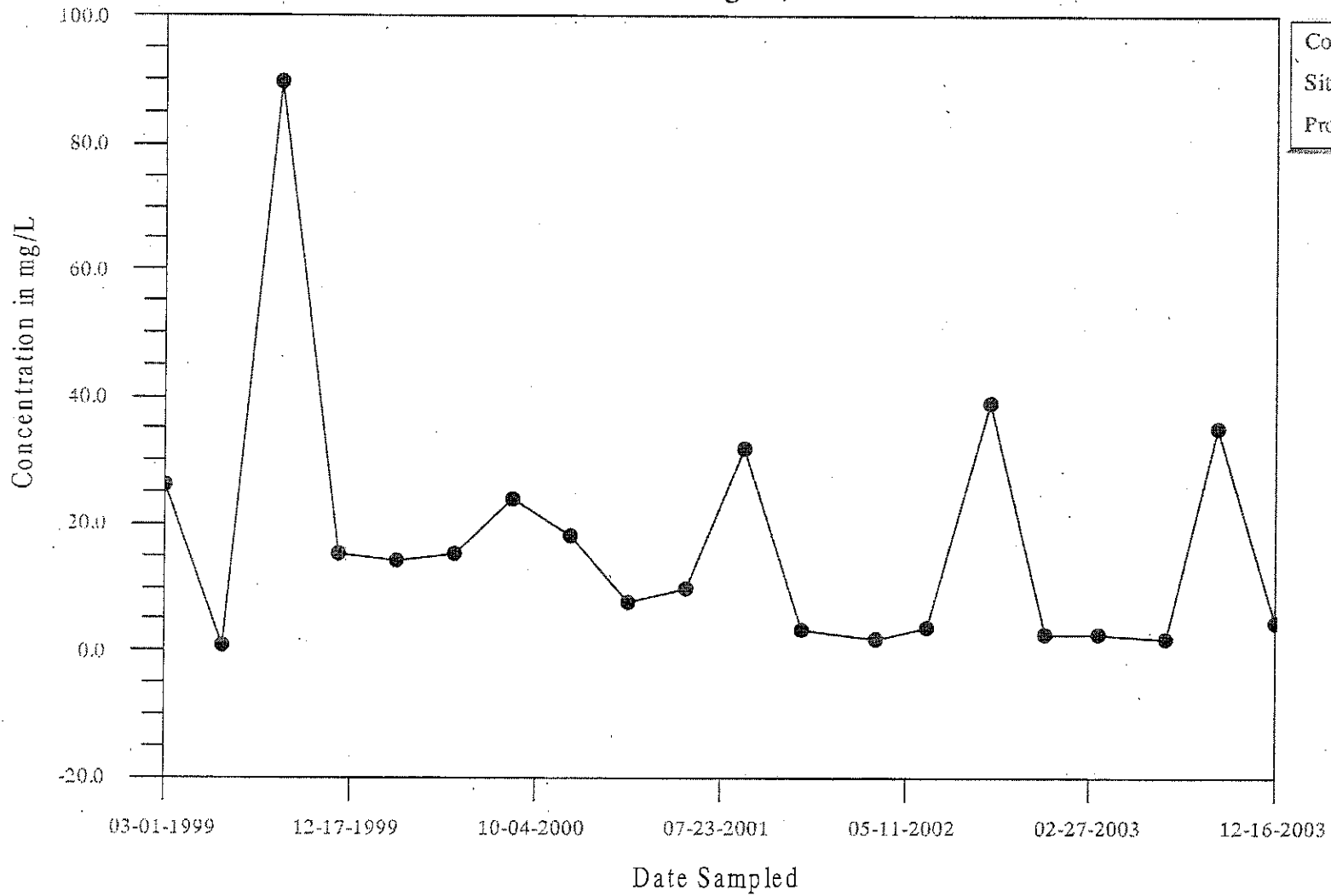
## Total Dissolved Solids, MW-3S



Company: City of Rome  
Site: Tannery Road Landfill  
Program: Tannery Road Lanfill

# Time-Series Plot

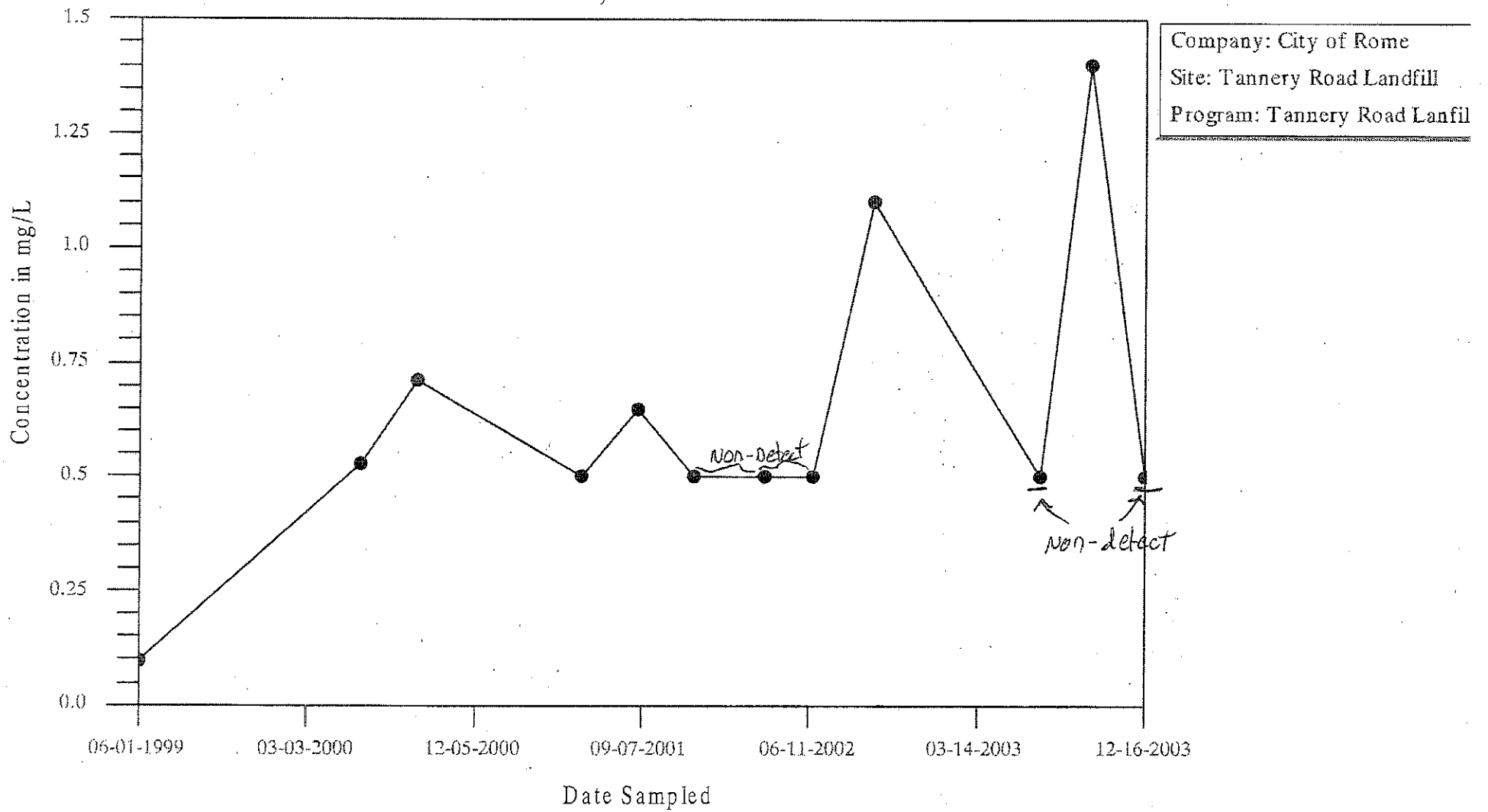
## Ammonia-Nitrogen, MW-4S



Company: City of Rome  
Site: Tannery Road Landfill  
Program: Tannery Road Lanfill

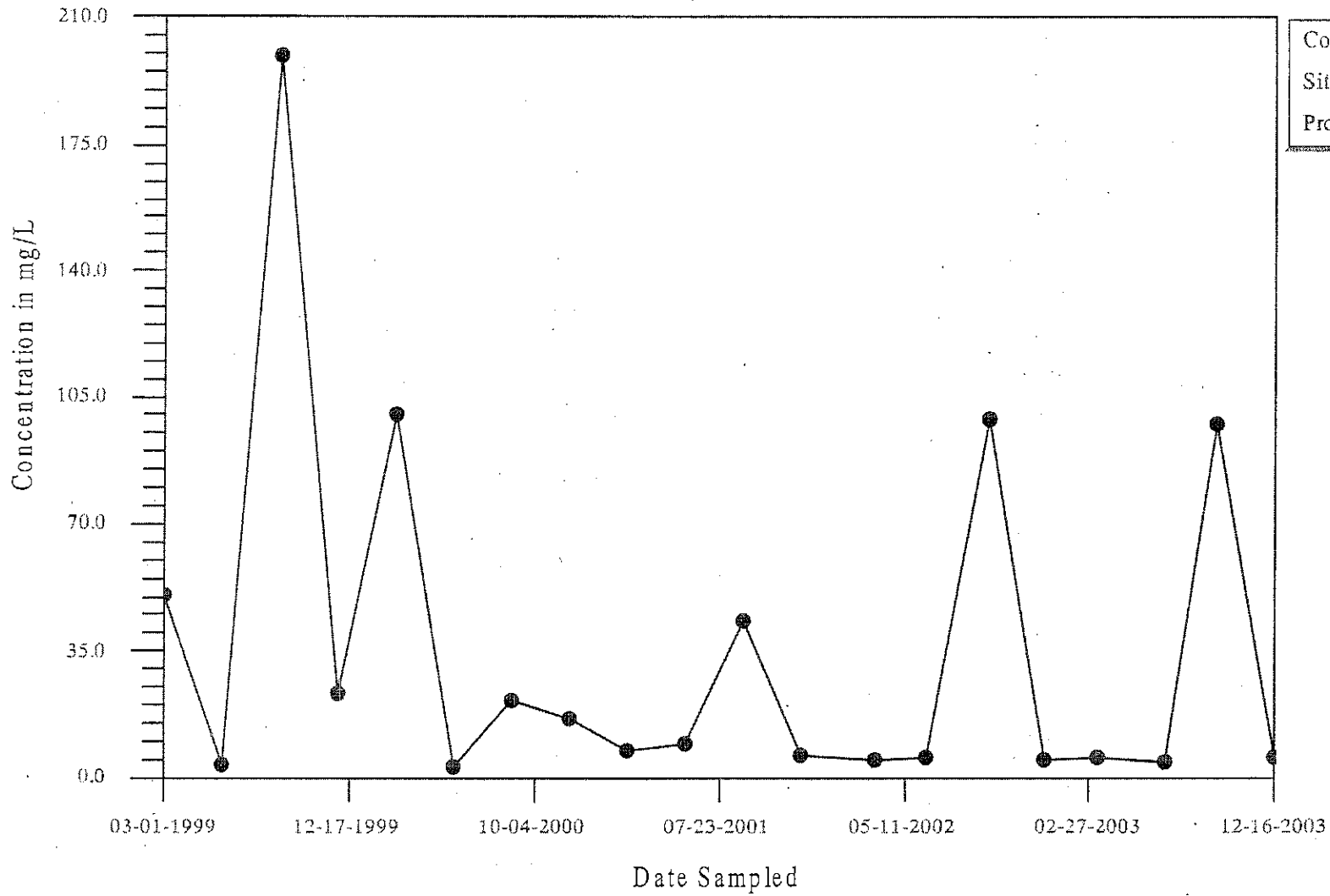
# Time-Series Plot

## Boron, MW-4S



# Time-Series Plot

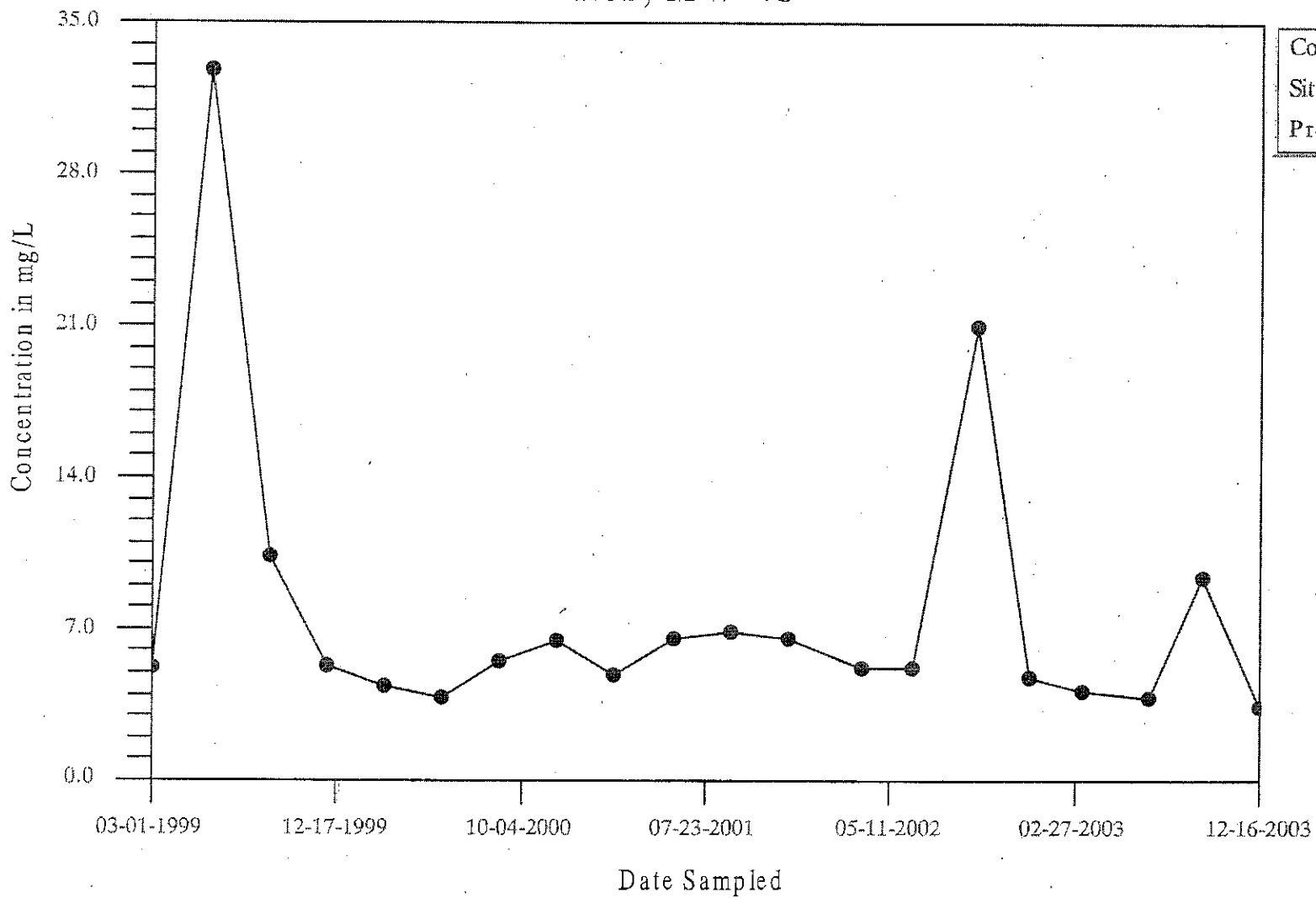
## Chloride, MW-4S



Company: City of Rome  
Site: Tannery Road Landfill  
Program: Tannery Road Lanfill

# Time-Series Plot

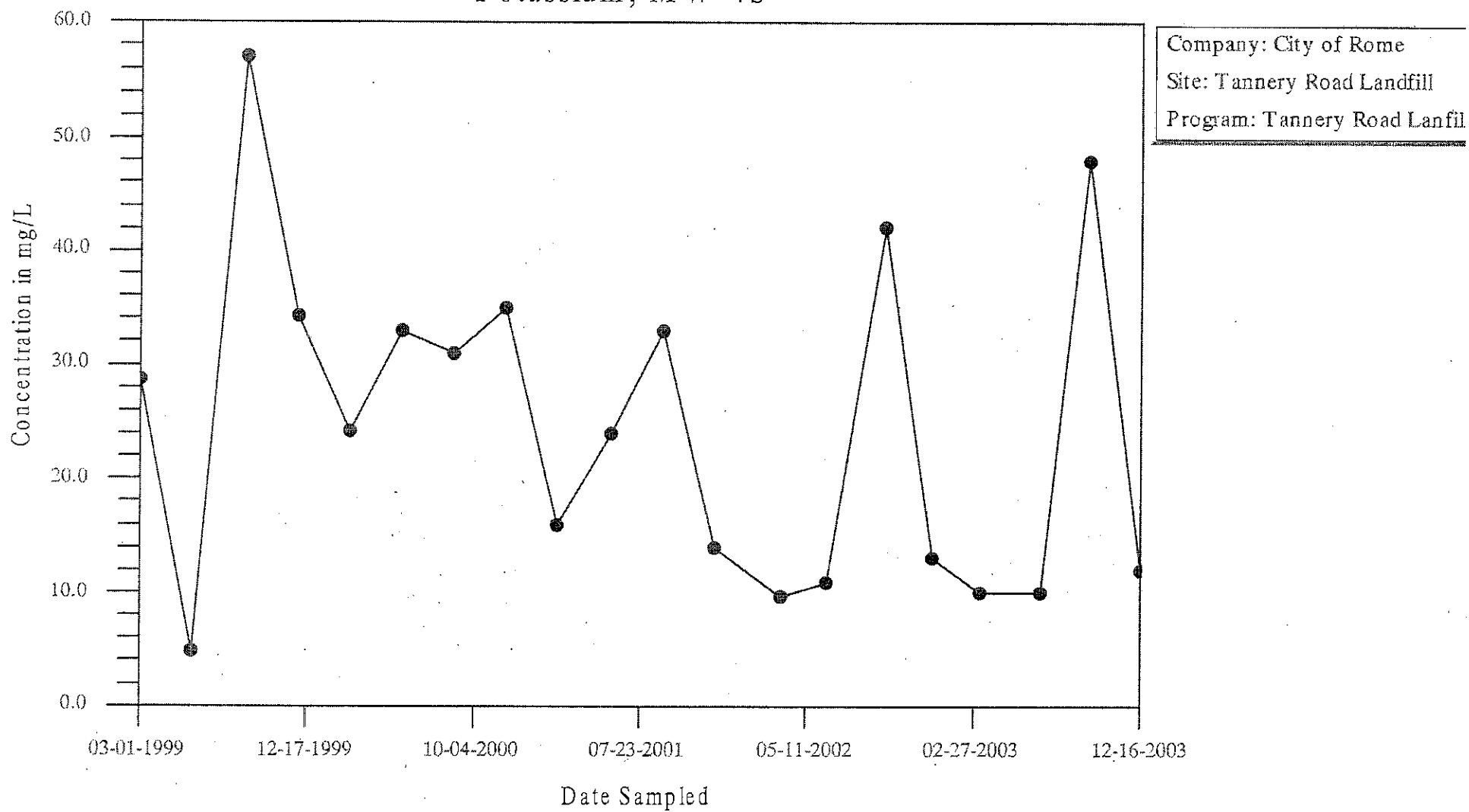
## Iron, MW-4S



Company: City of Rome  
Site: Tannery Road Landfill  
Program: Tannery Road Lanfil

# Time-Series Plot

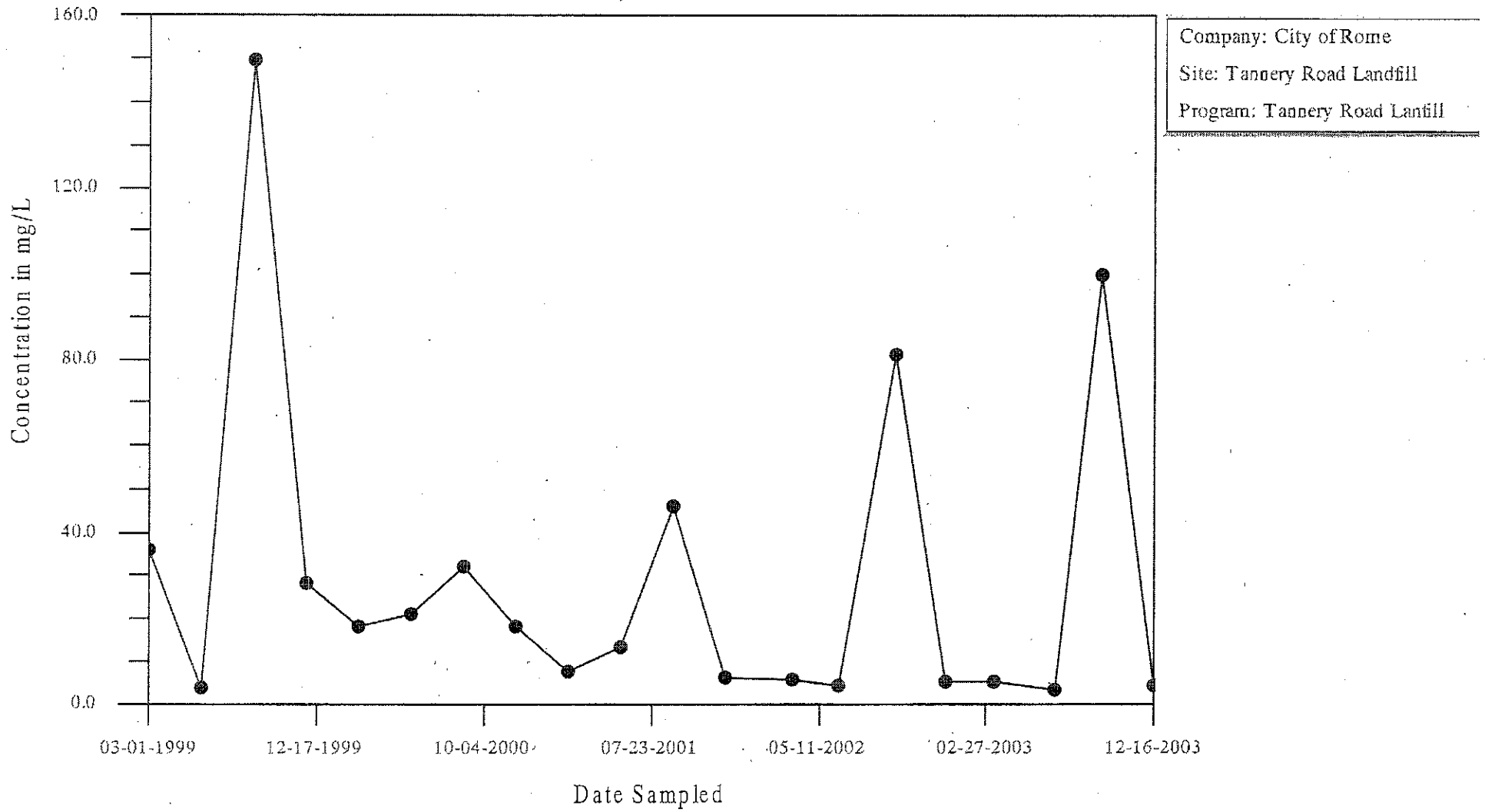
## Potassium, MW-4S





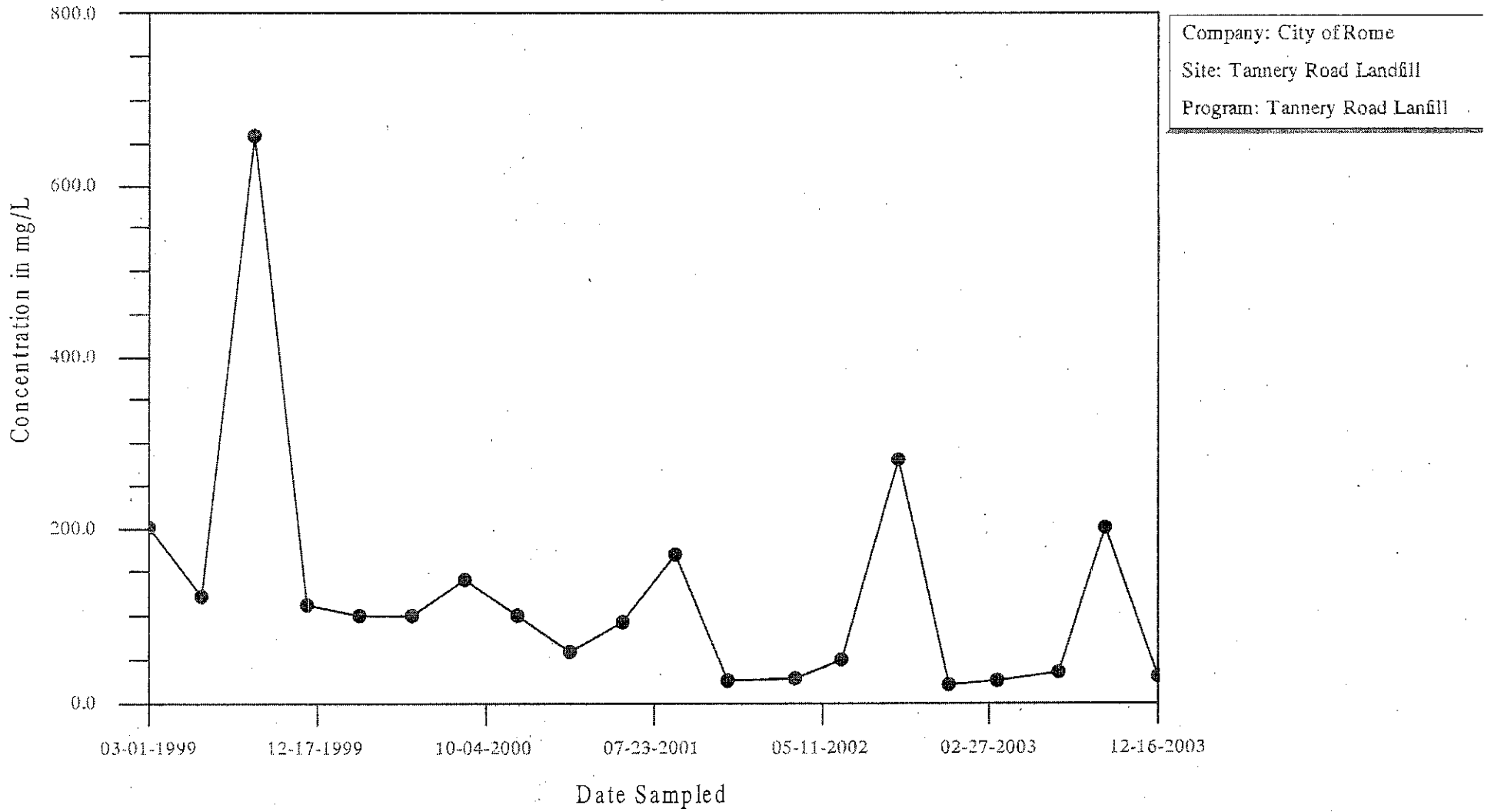
# Time-Series Plot

## Sodium, MW-4S



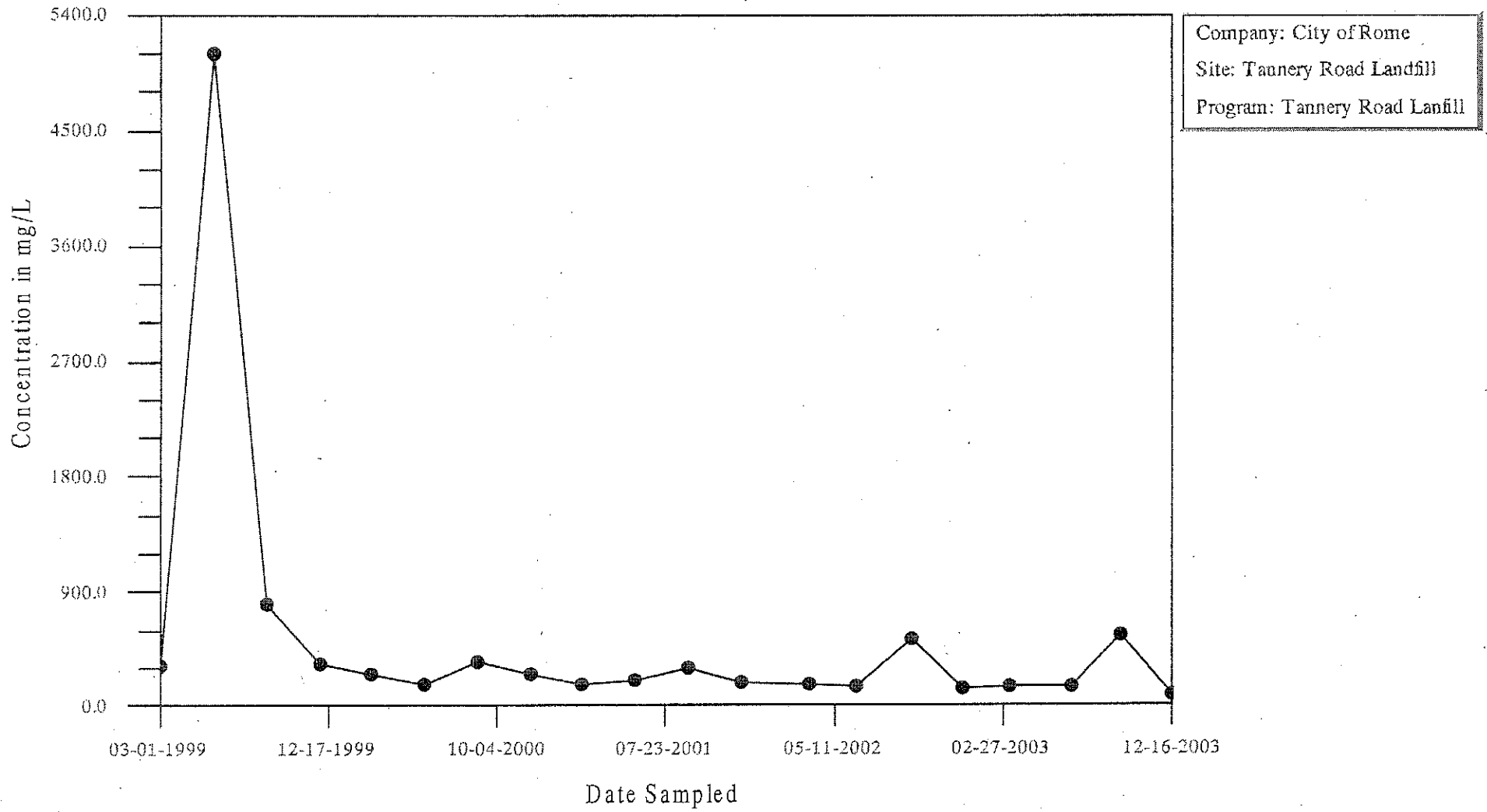
# Time-Series Plot

## Total Alkalinity, MW-4S



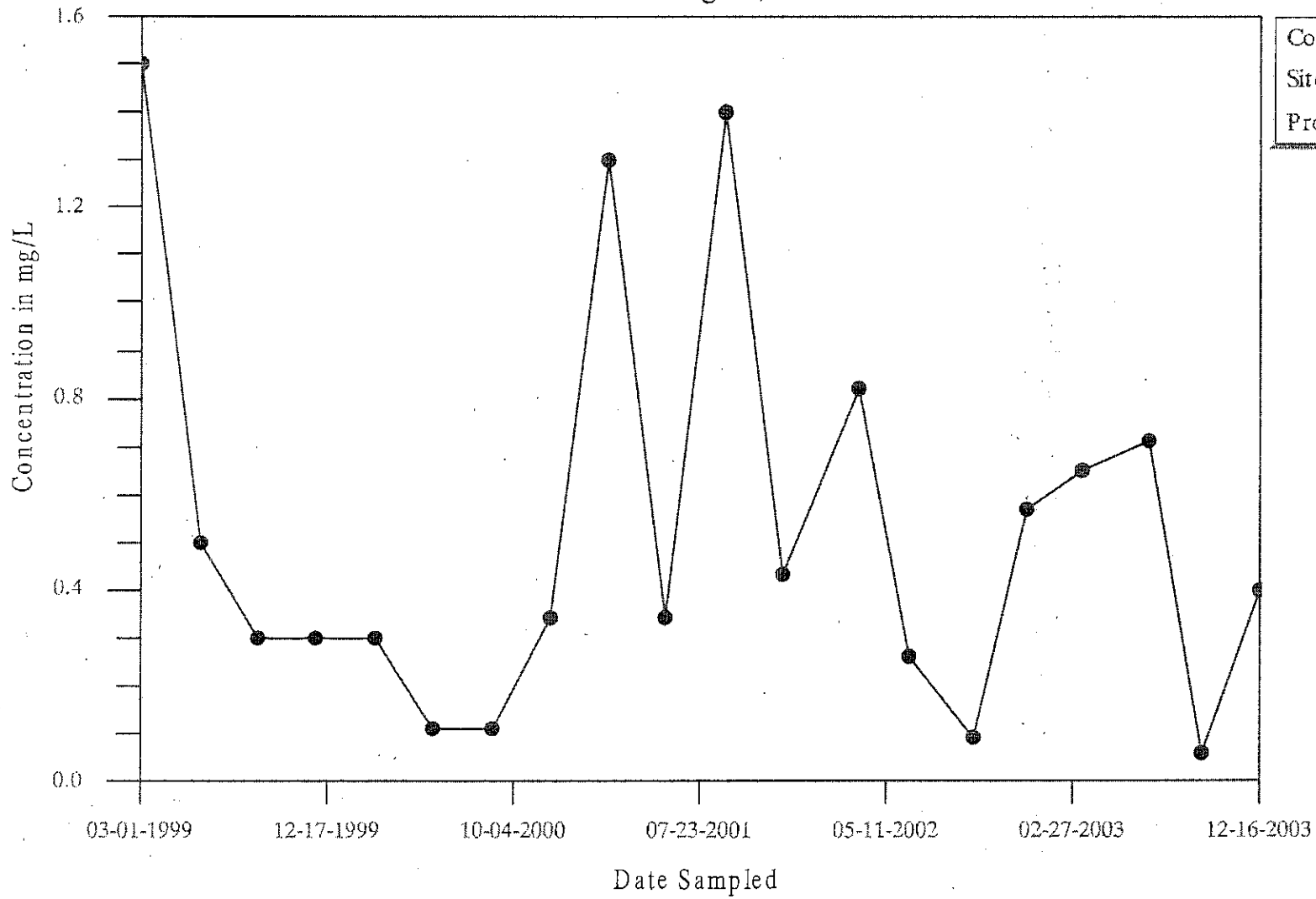
# Time-Series Plot

## Total Dissolved Solids, MW-4S



# Time-Series Plot

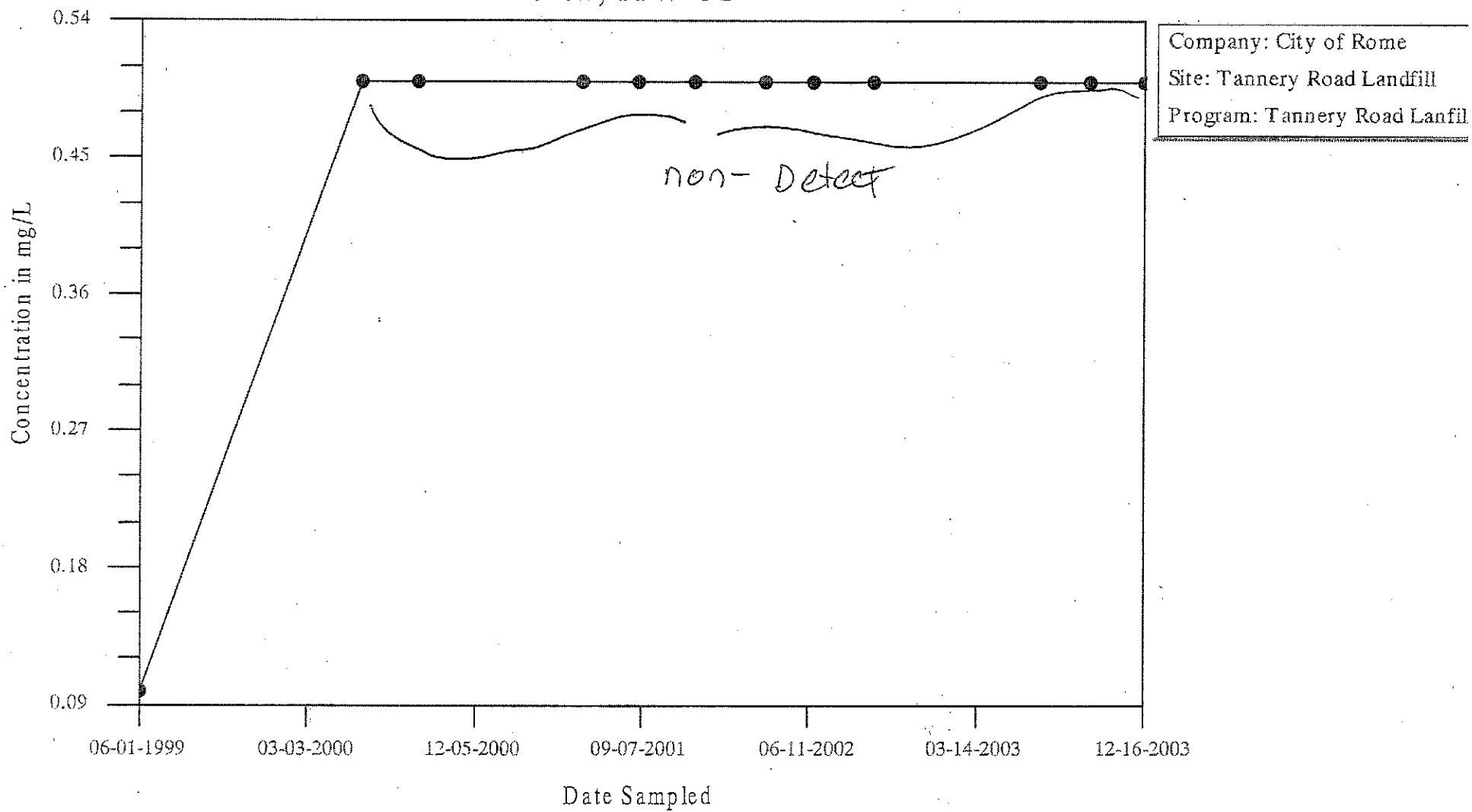
## Ammonia-Nitrogen, MW-5S



Company: City of Rome  
Site: Tannery Road Landfill  
Program: Tannery Road Lanfil

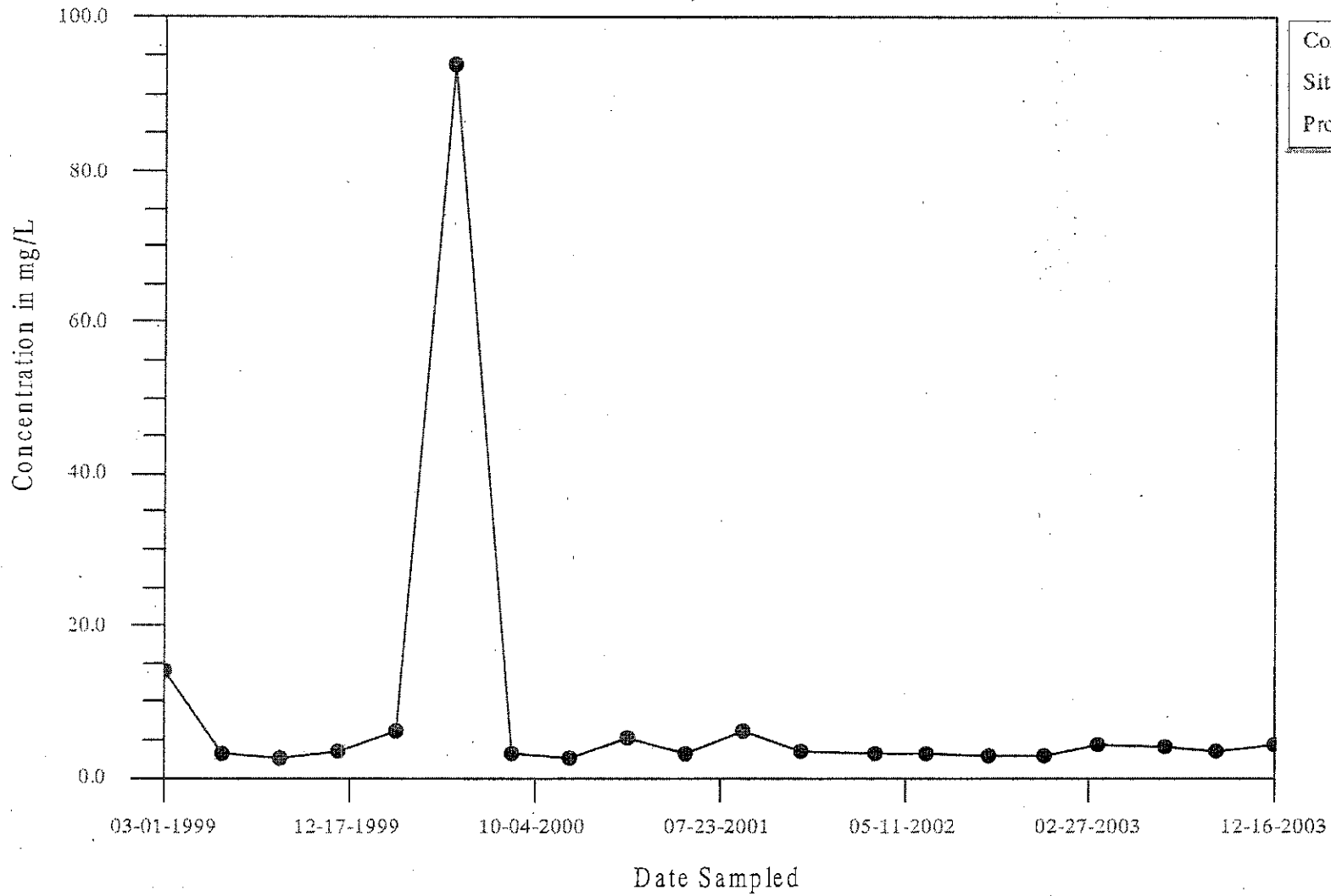
# Time-Series Plot

## Boron, MW-5S



# Time-Series Plot

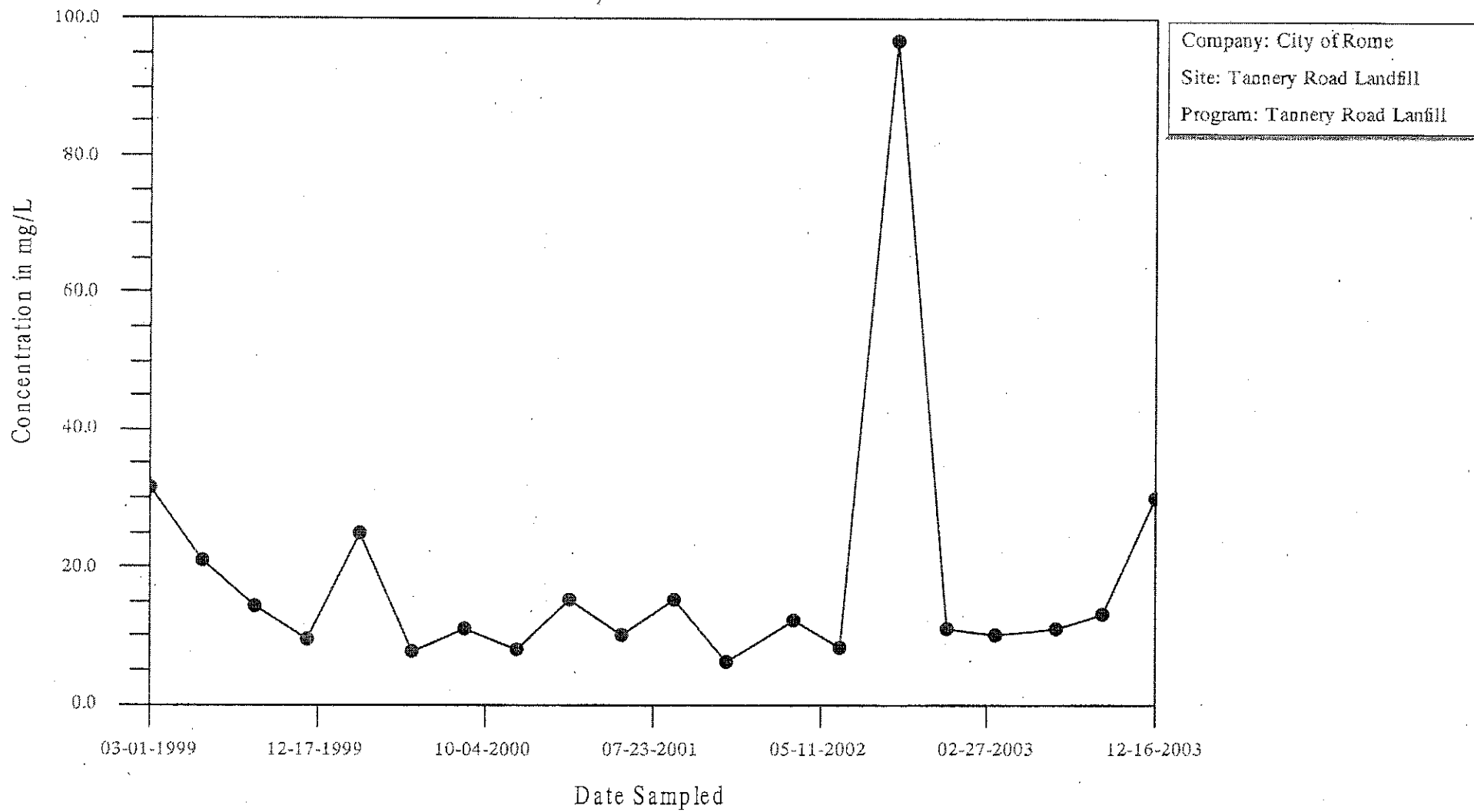
## Chloride, MW-5S



Company: City of Rome  
Site: Tannery Road Landfill  
Program: Tannery Road Lanfill

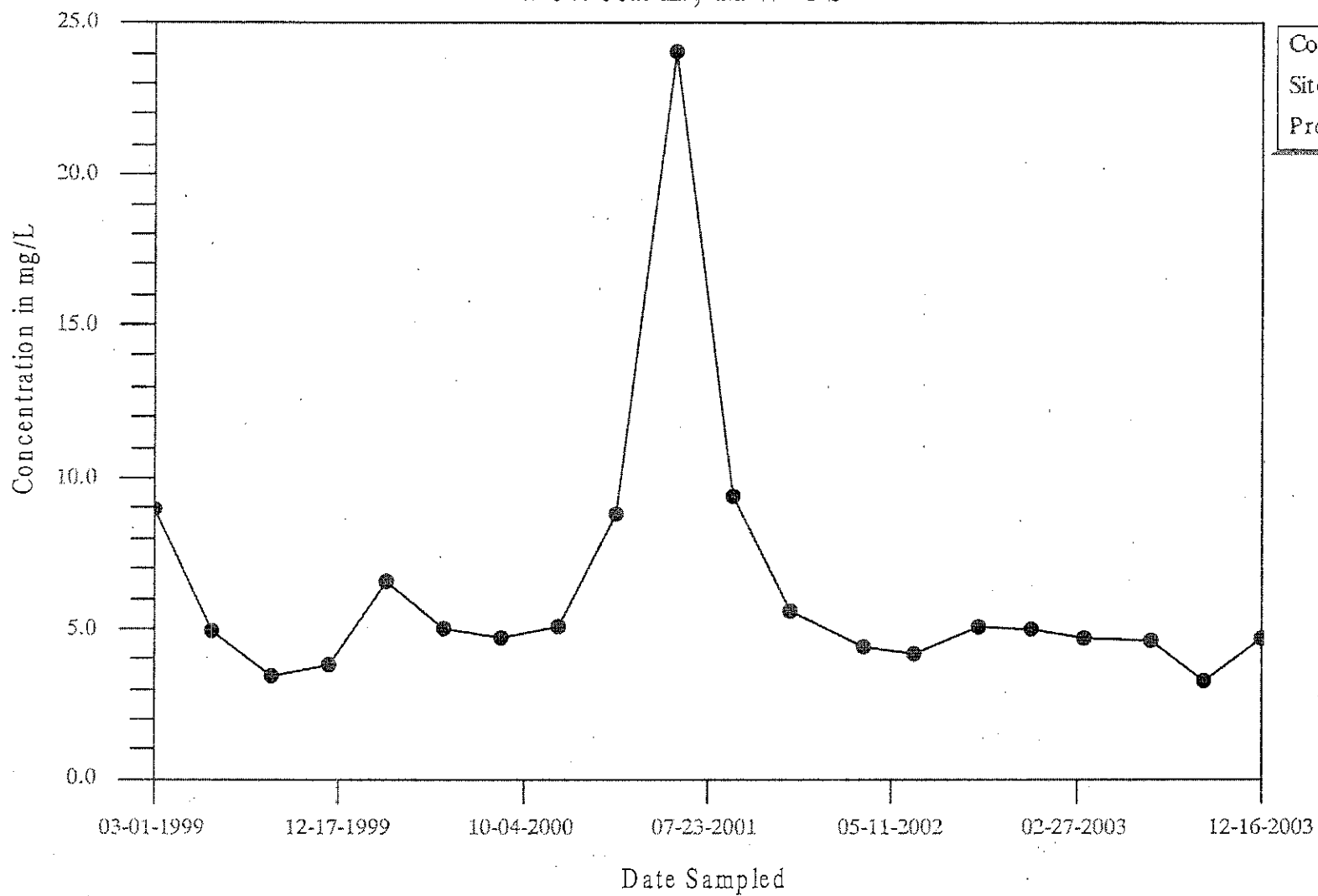
# Time-Series Plot

Iron, MW-5S



# Time-Series Plot

## Potassium, MW-5S

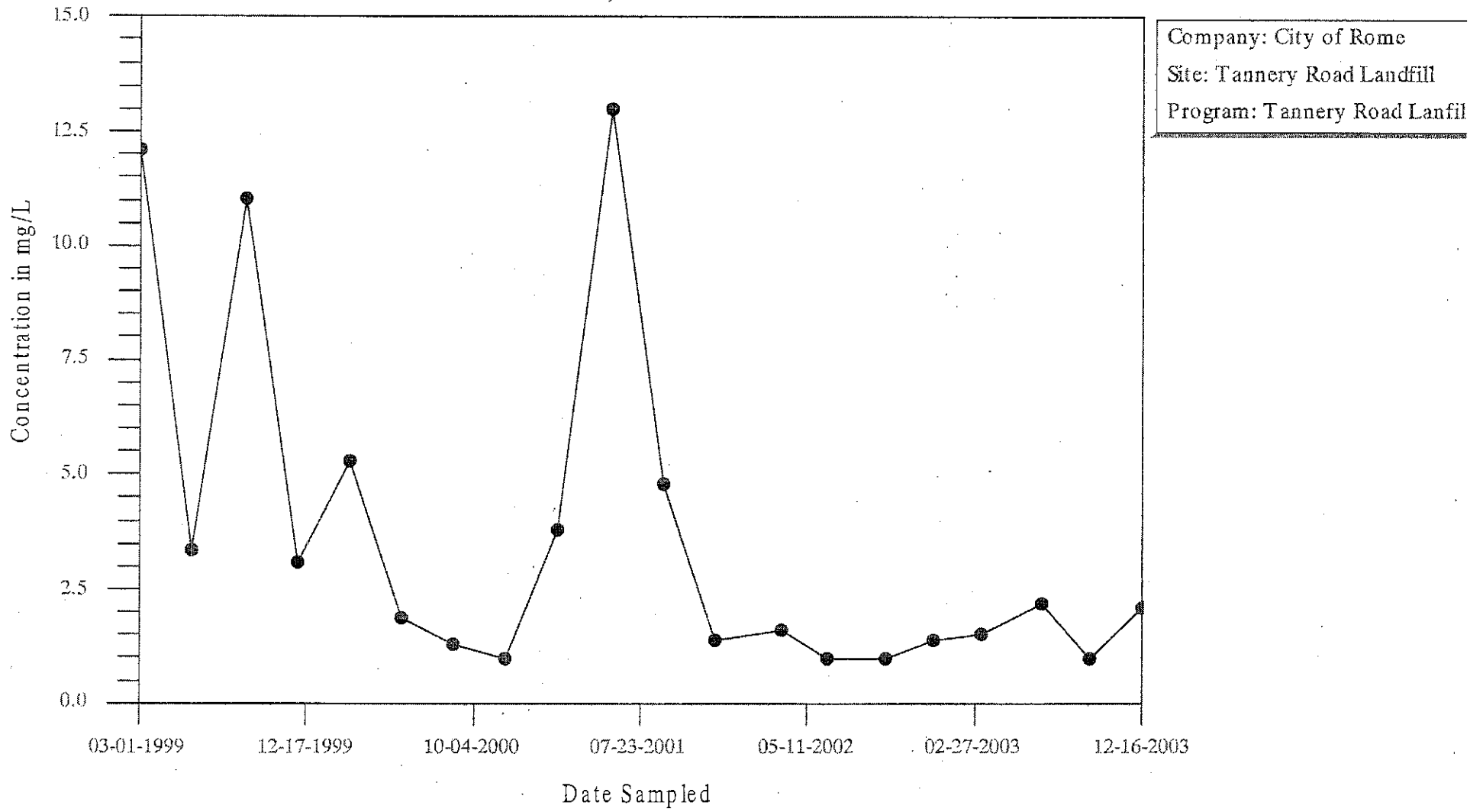


Company: City of Rome  
Site: Tannery Road Landfill  
Program: Tannery Road Lanfil



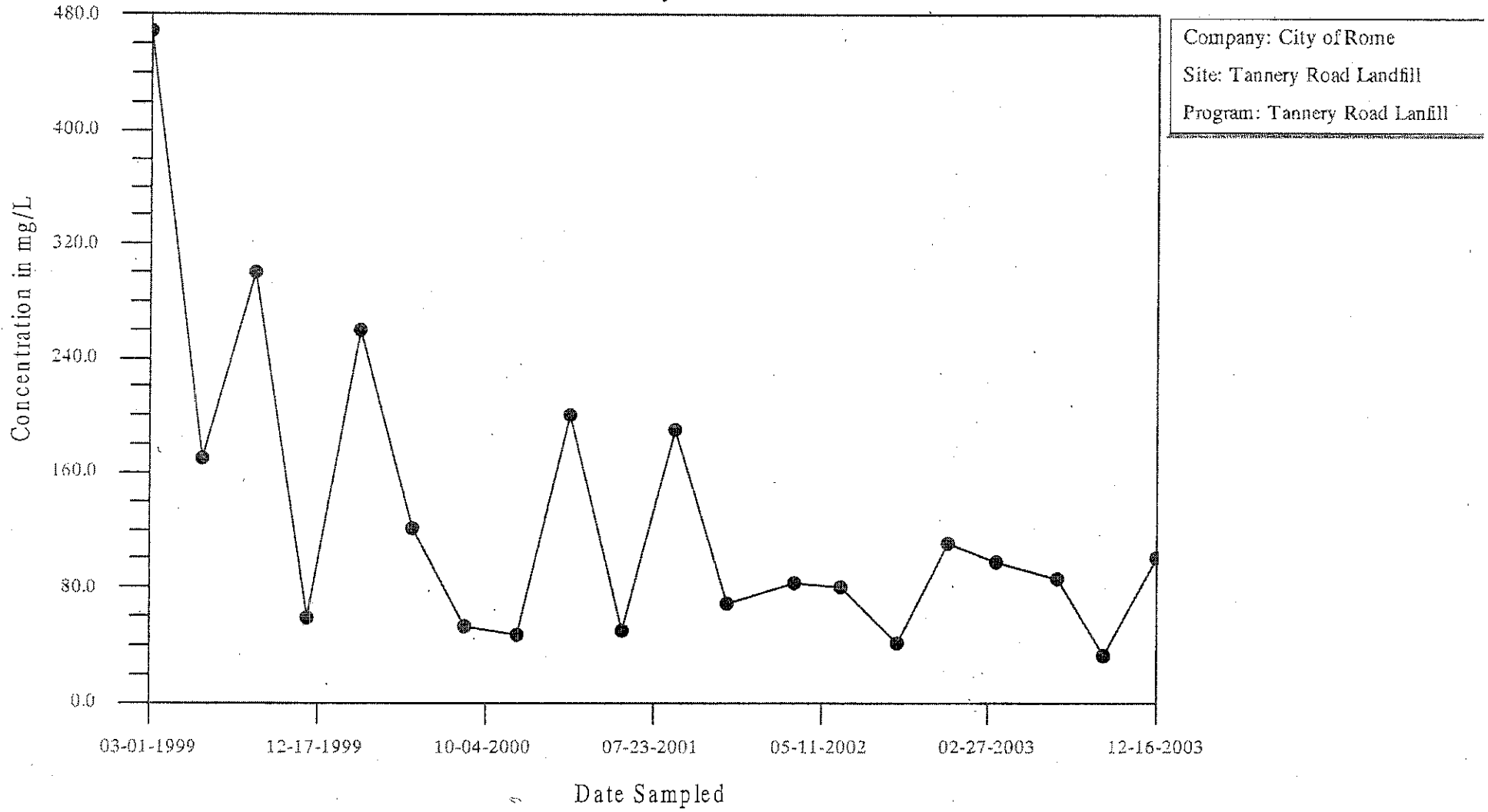
# Time-Series Plot

## Sodium, MW-5S



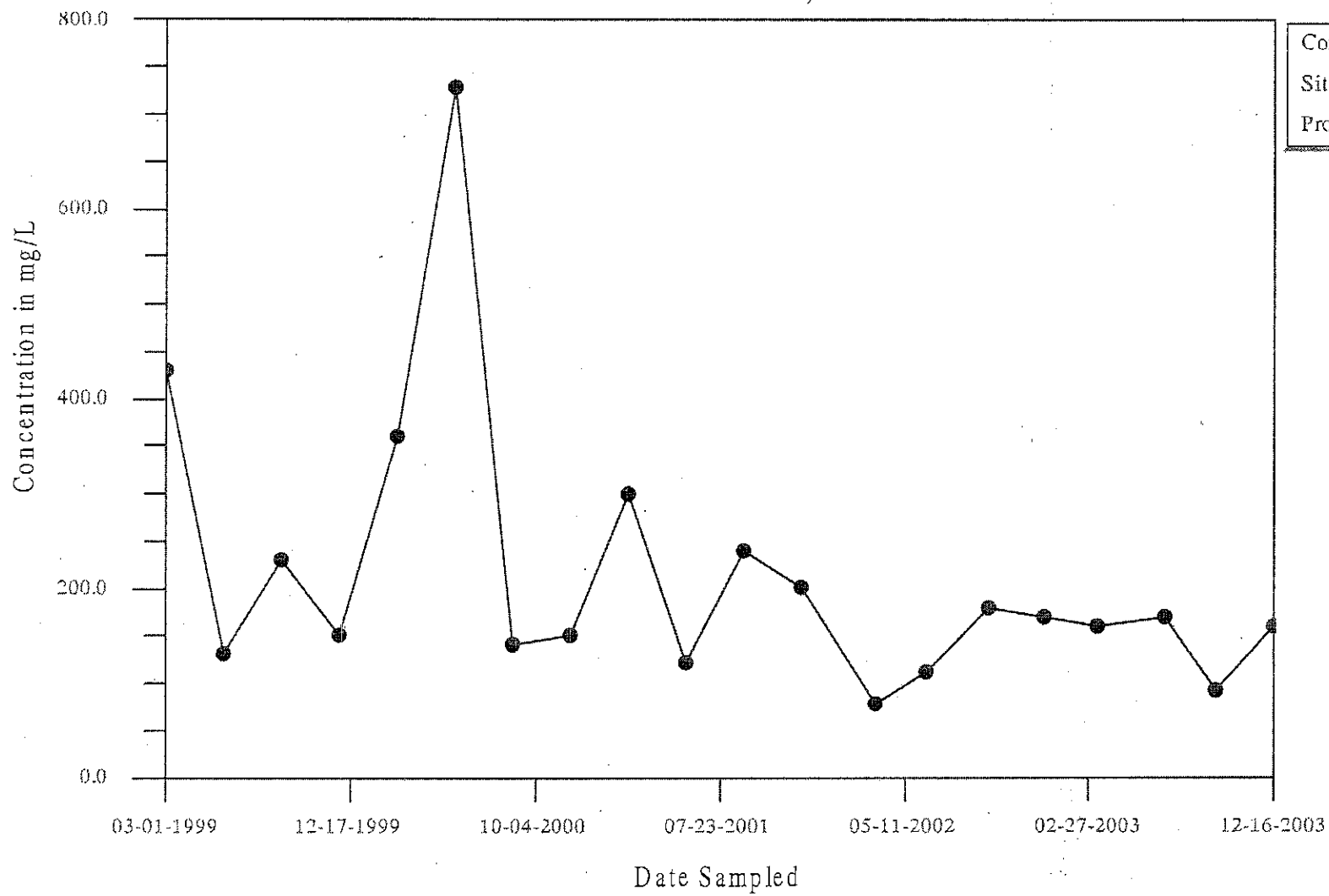
# Time-Series Plot

## Total Alkalinity, MW-5S



# Time-Series Plot

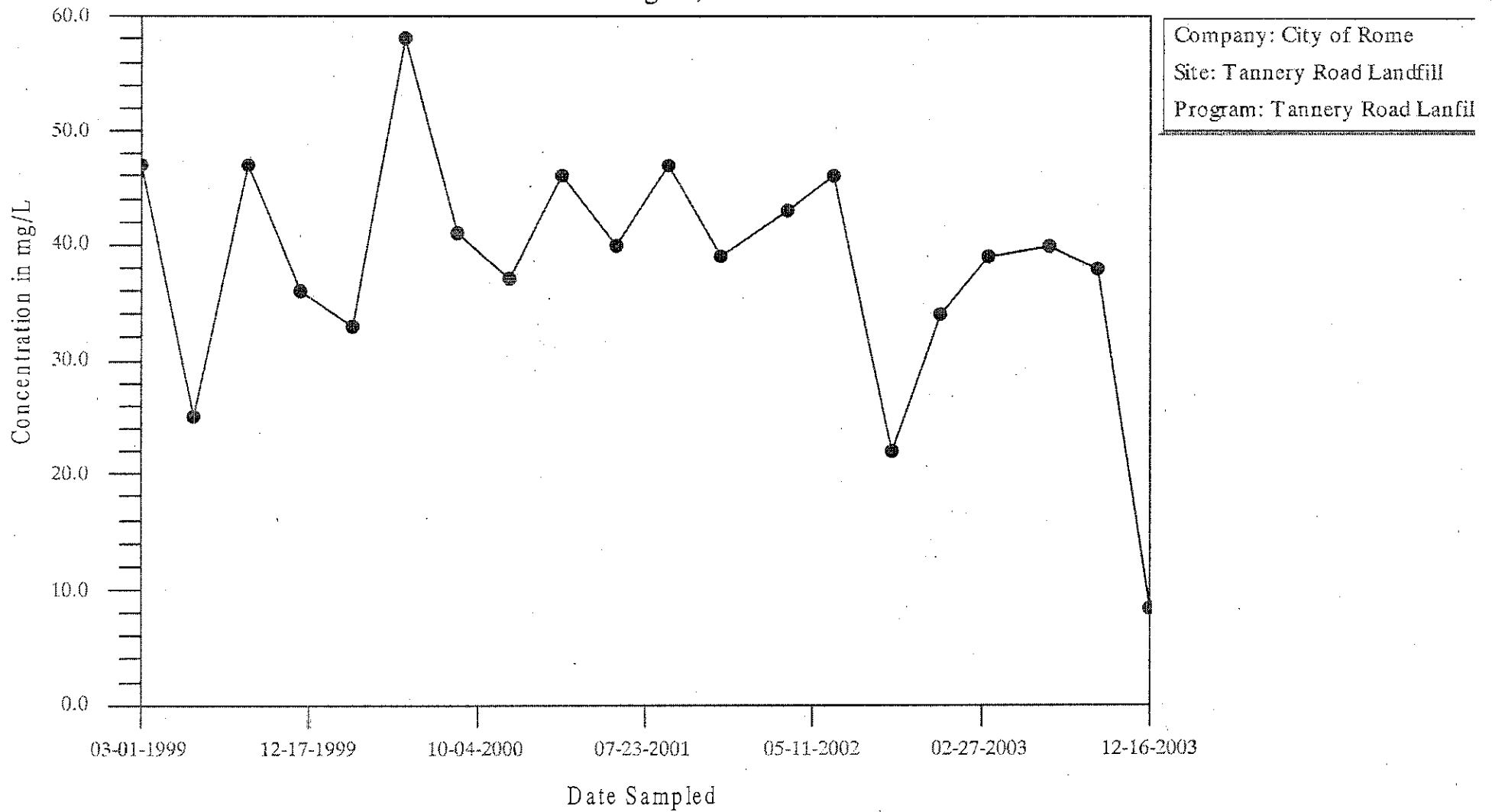
## Total Dissolved Solids, MW-5S



Company: City of Rome  
Site: Tannery Road Landfill  
Program: Tannery Road Lanfill

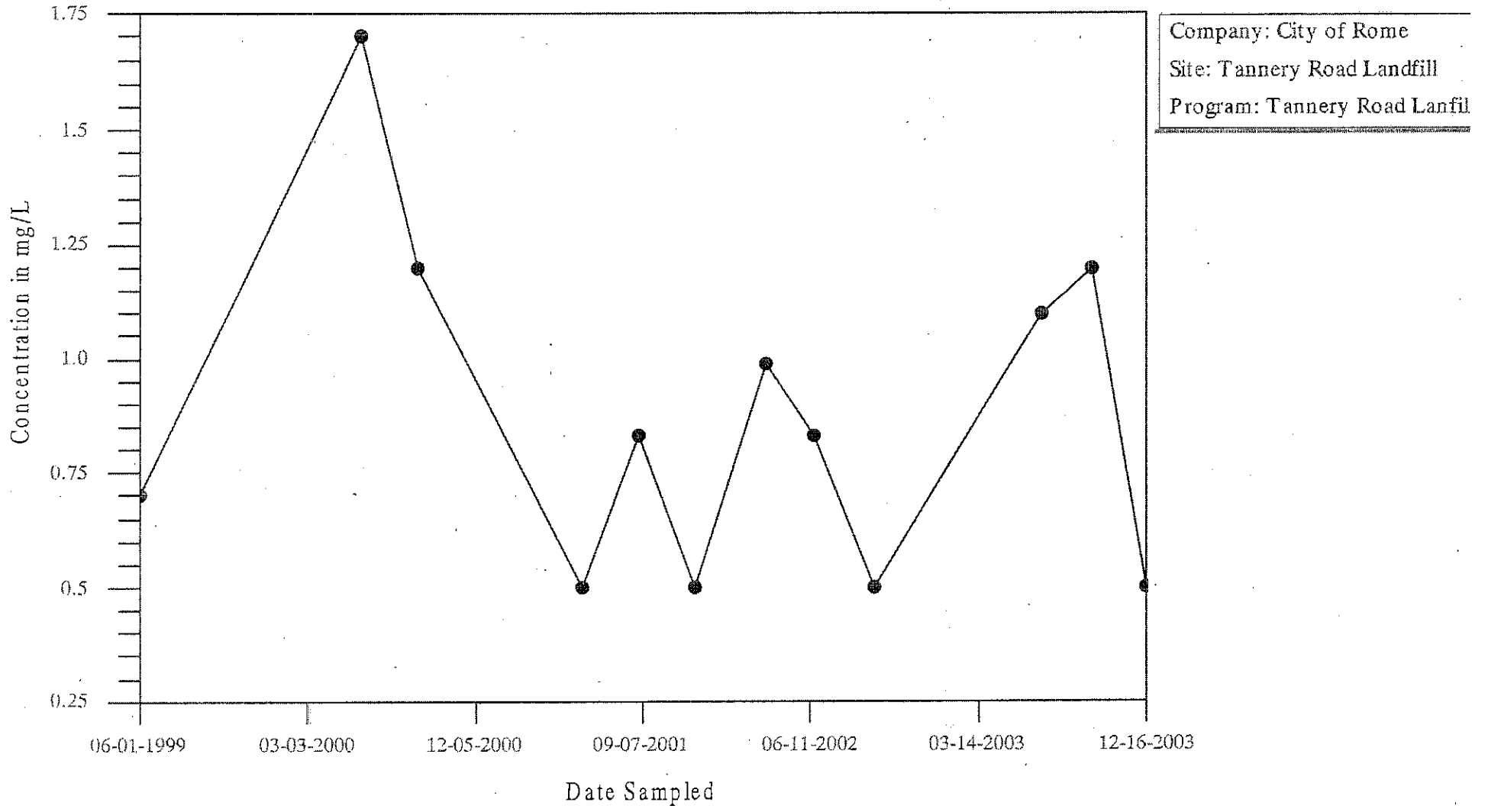
# Time-Series Plot

## Ammonia-Nitrogen, MW-7D



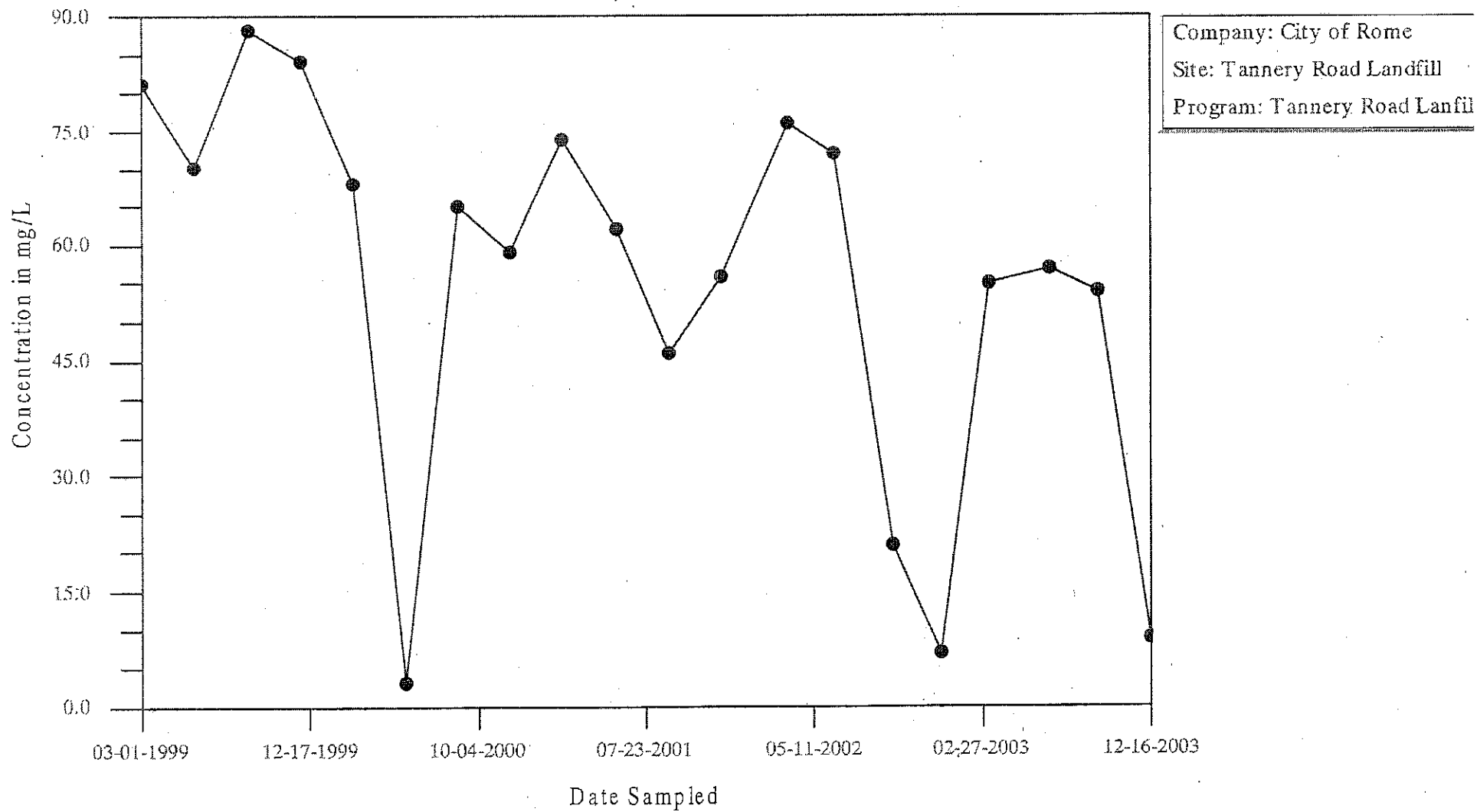
# Time-Series Plot

## Boron, MW-7D



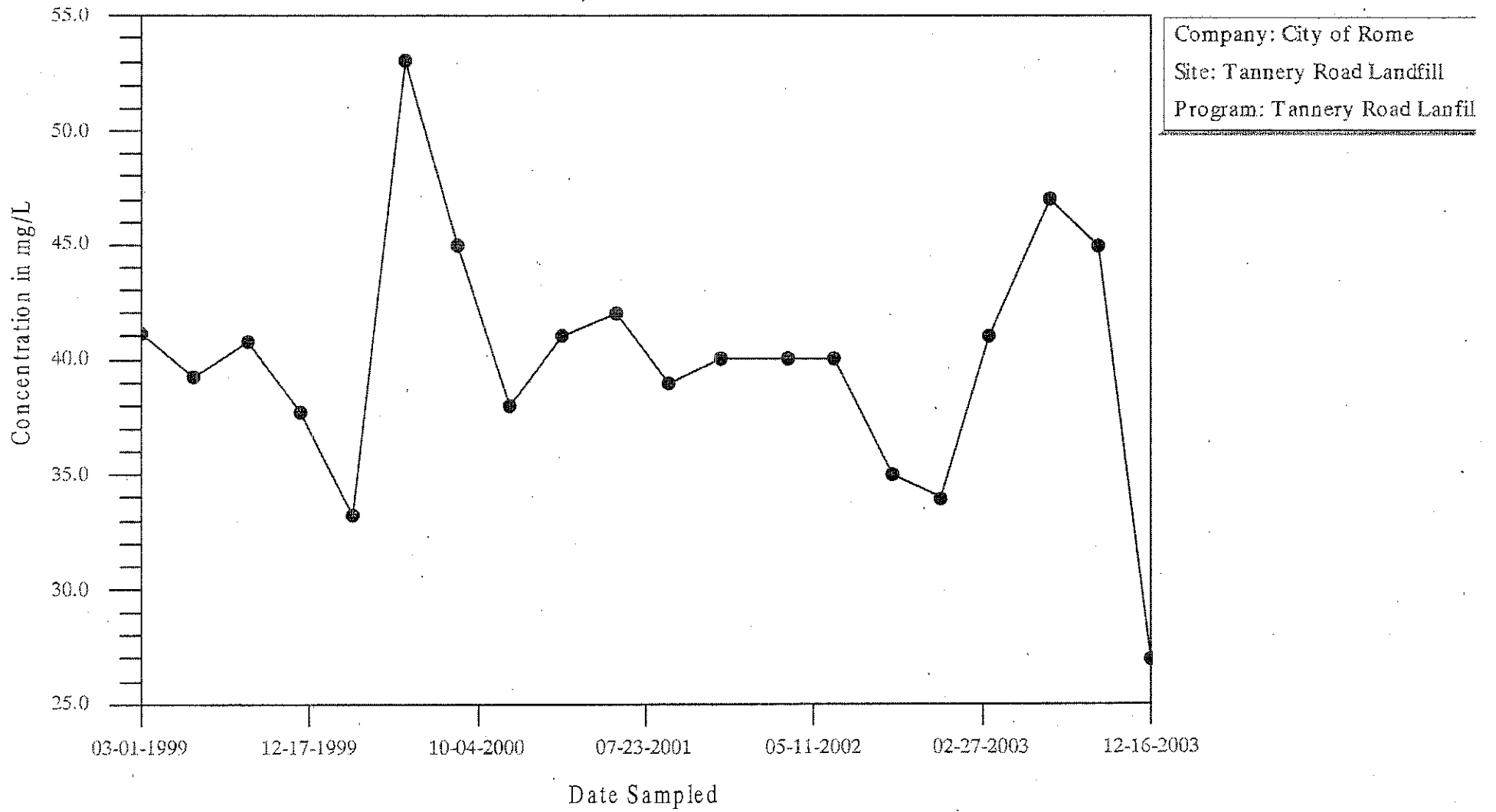
# Time-Series Plot

## Chloride, MW-7D



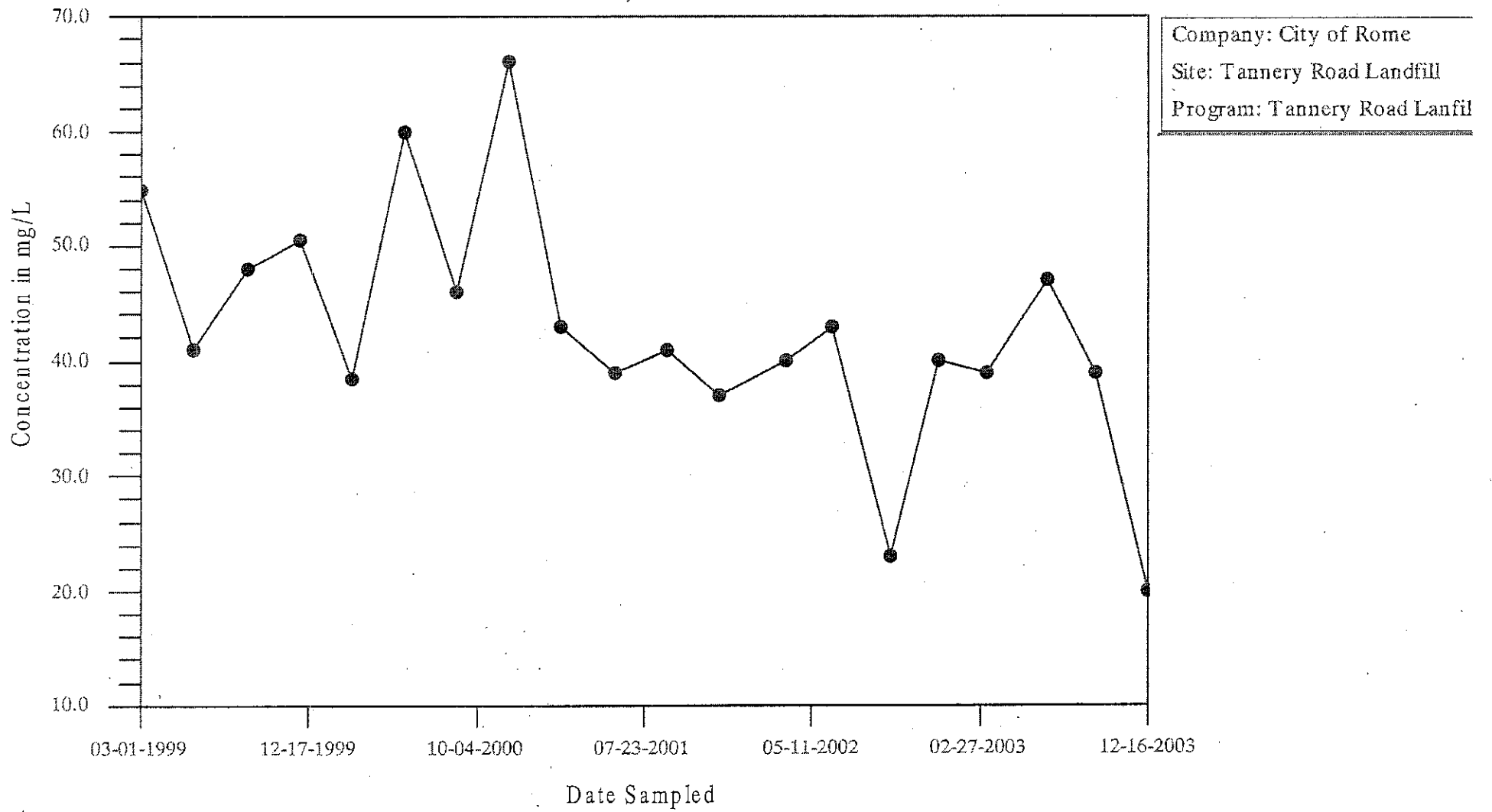
# Time-Series Plot

## Iron, MW-7D



# Time-Series Plot

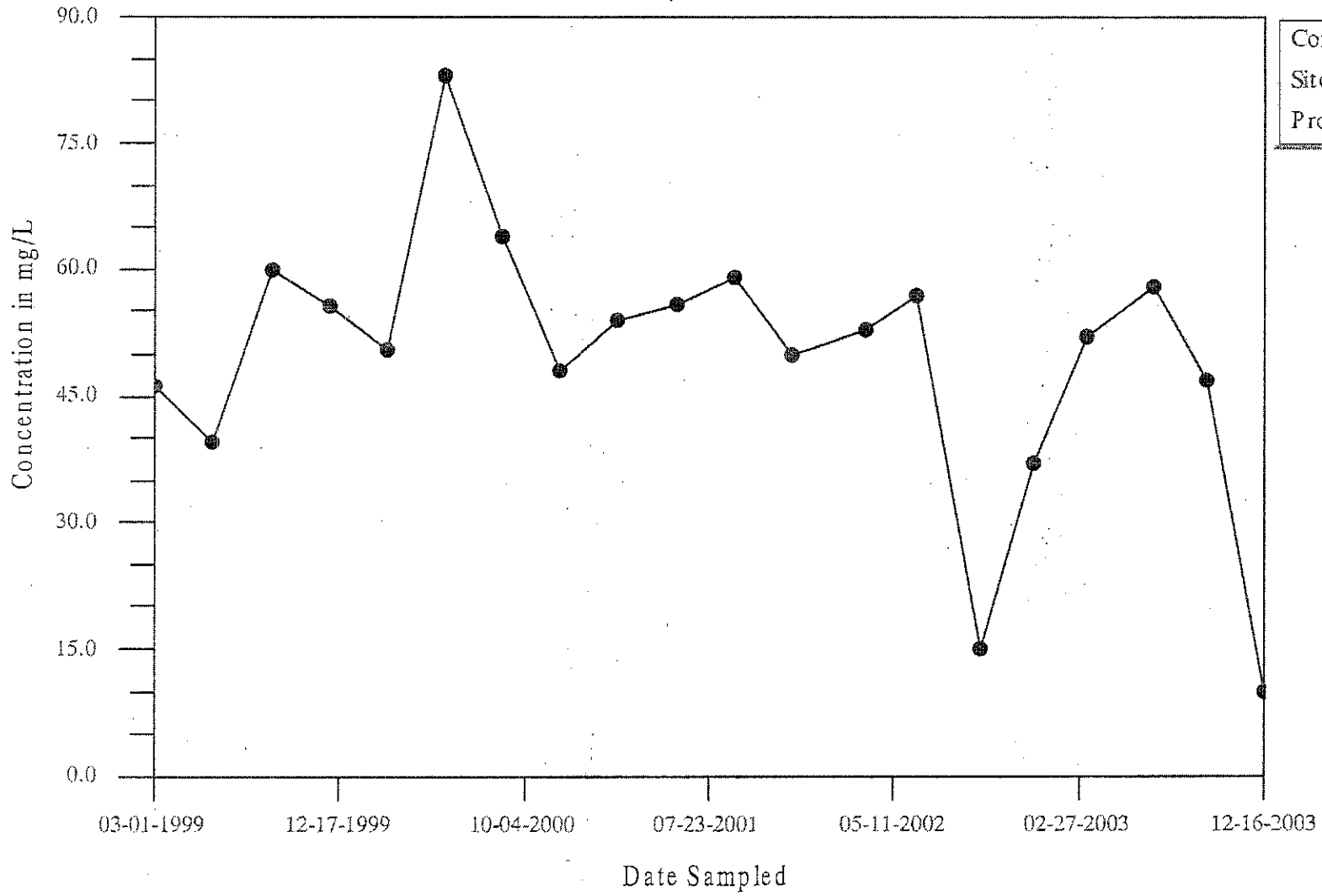
## Potassium, MW-7D





# Time-Series Plot

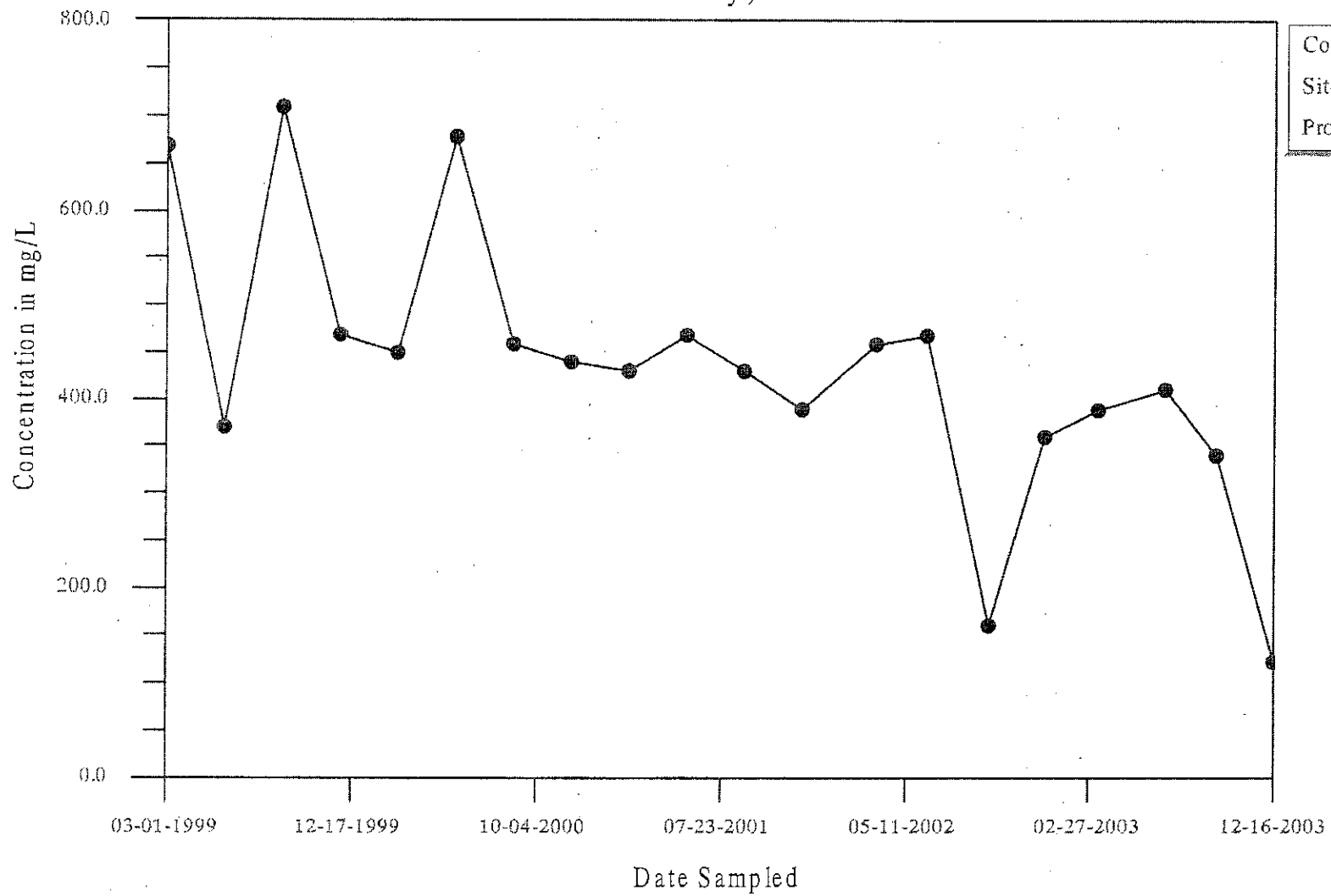
## Sodium, MW-7D



Company: City of Rome  
Site: Tannery Road Landfill  
Program: Tannery Road Lanfil

# Time-Series Plot

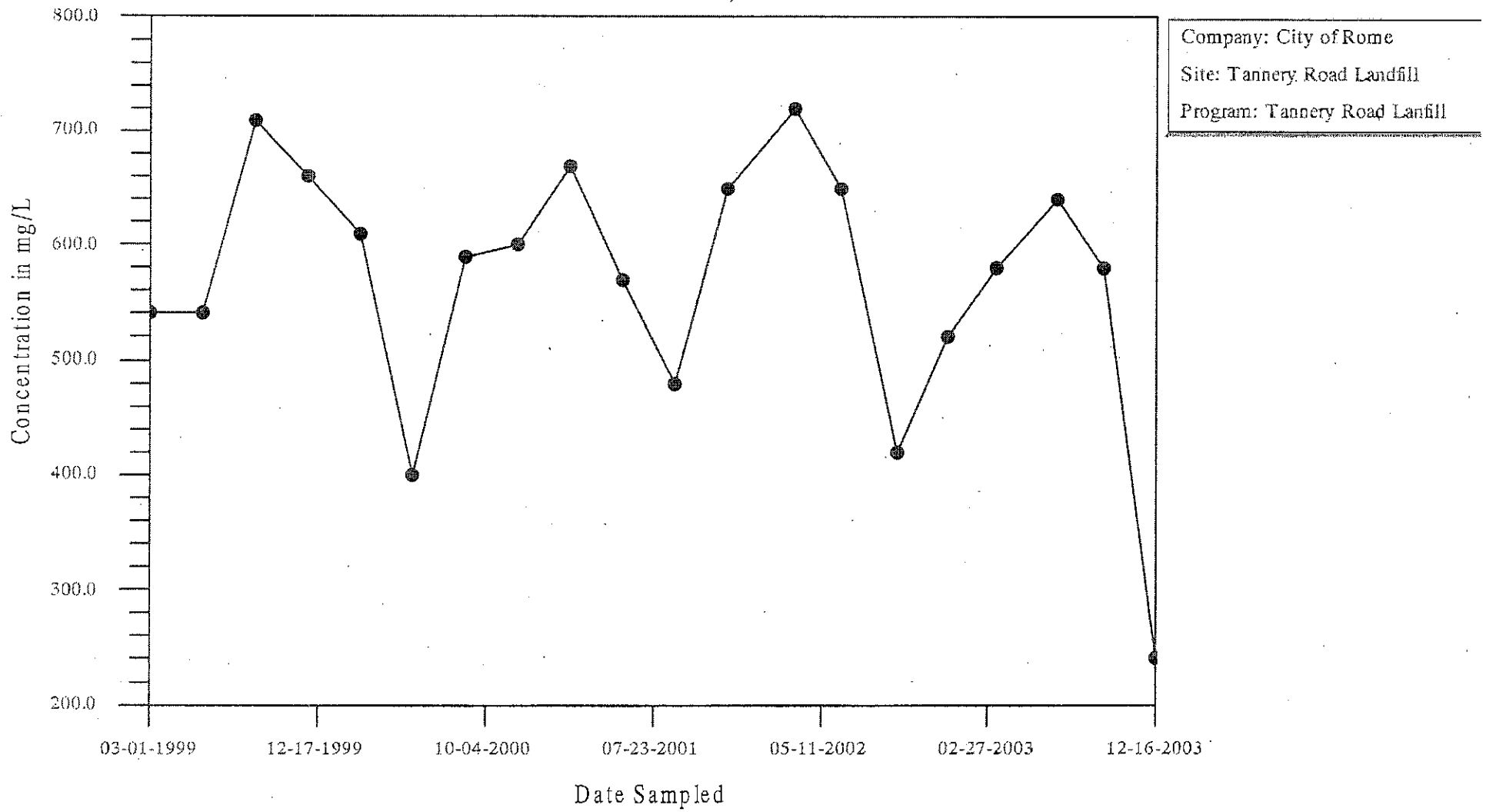
## Total Alkalinity, MW-7D



Company: City of Rome  
Site: Tannery Road Landfill  
Program: Tannery Road Landfill

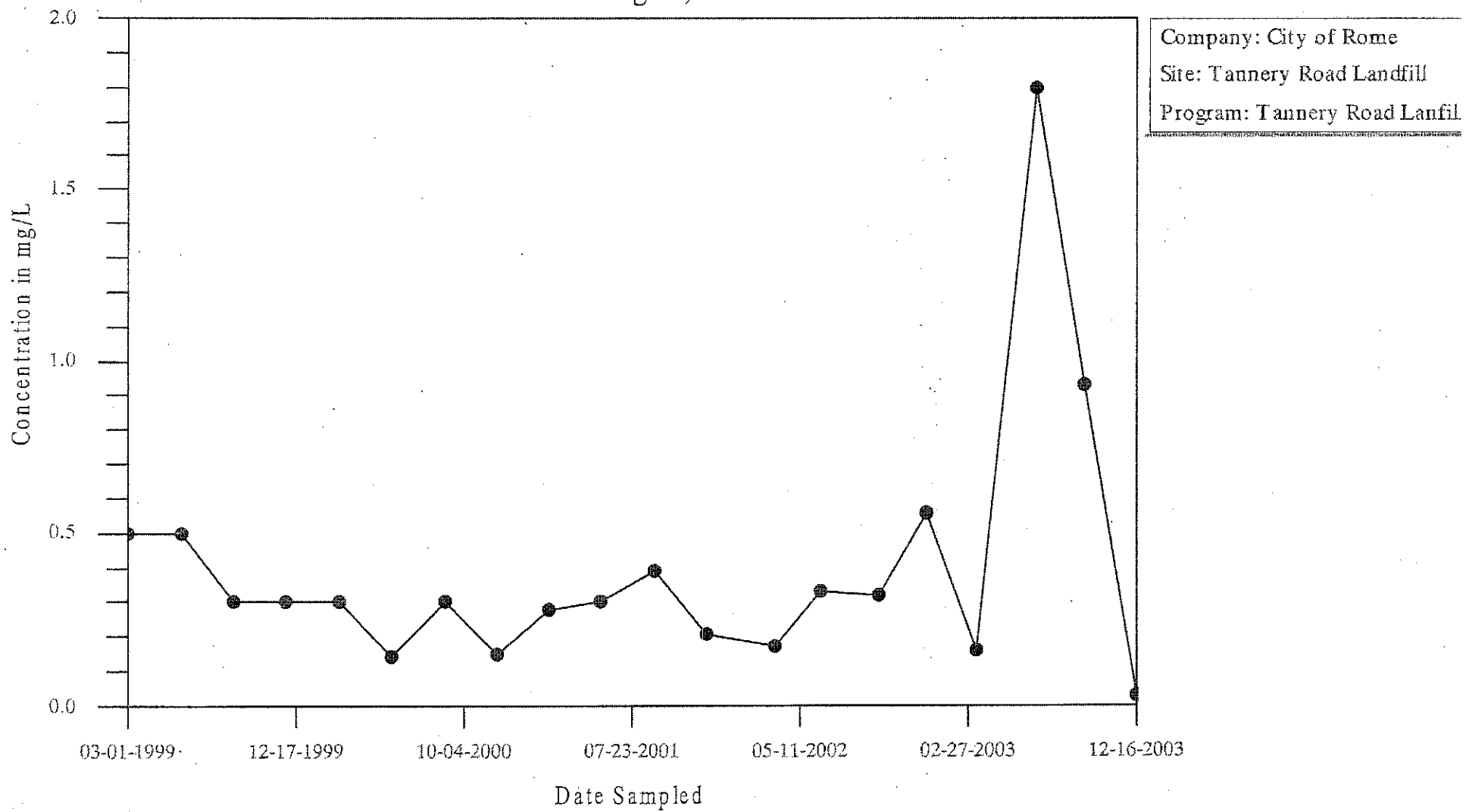
# Time-Series Plot

## Total Dissolved Solids, MW-7D



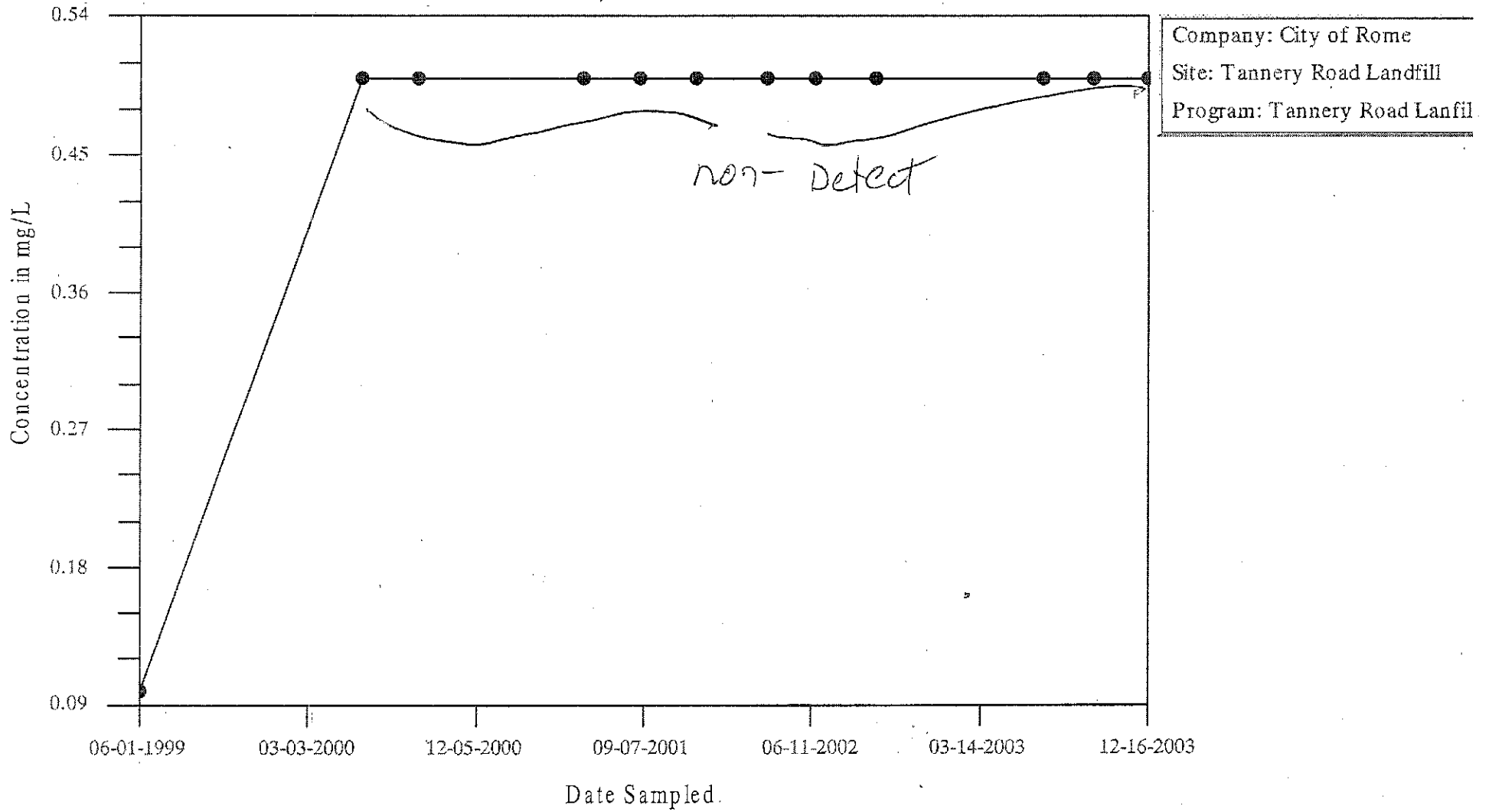
# Time-Series Plot

## Ammonia-Nitrogen, MW-9S



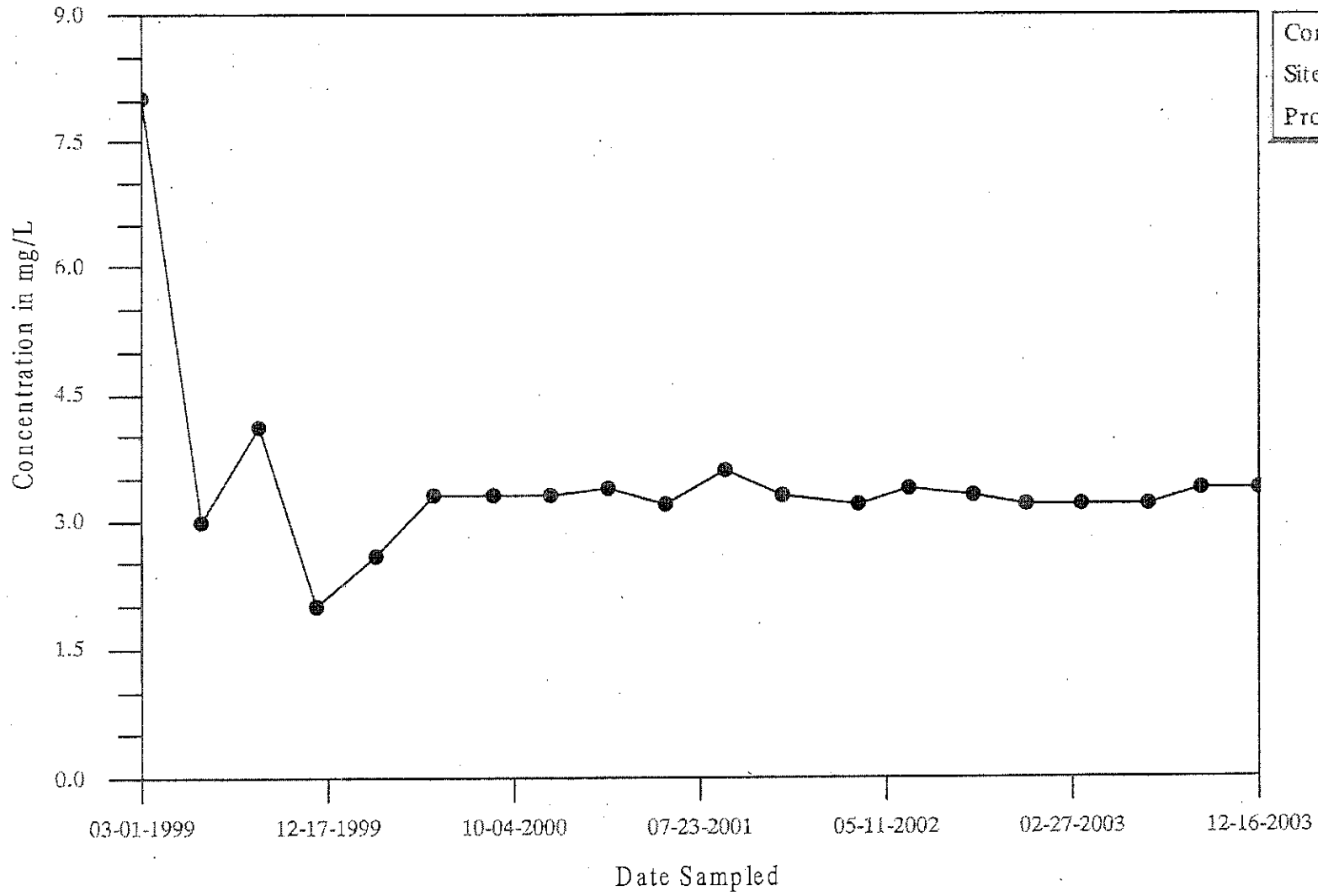
# Time-Series Plot

## Boron, MW-9S



# Time-Series Plot

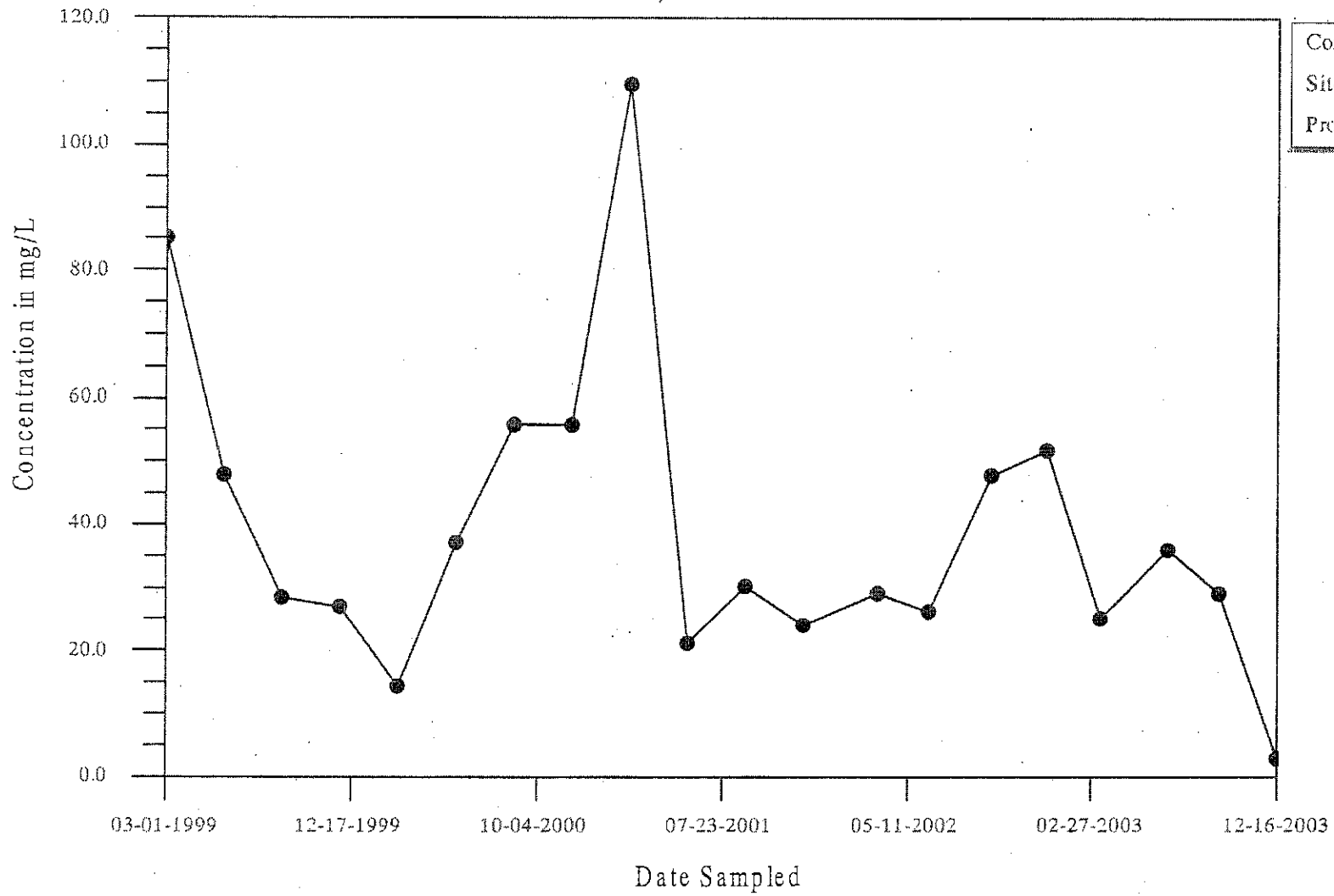
## Chloride, MW-9S



Company: City of Rome  
Site: Tannery Road Landfill  
Program: Tannery Road Lanfil

# Time-Series Plot

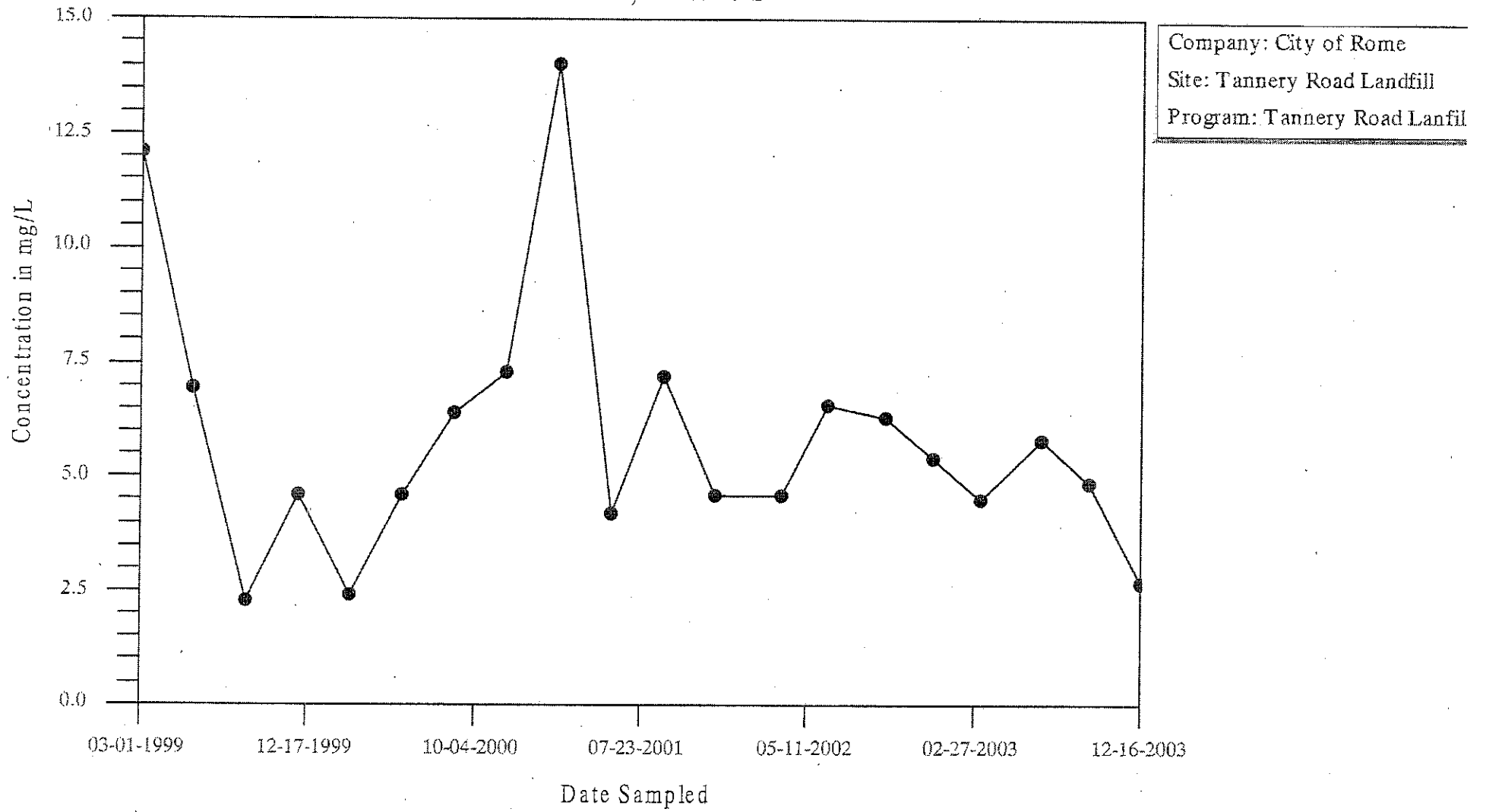
## Iron, MW-9S



Company: City of Rome  
Site: Tannery Road Landfill  
Program: Tannery Road Lanfill

# Time-Series Plot

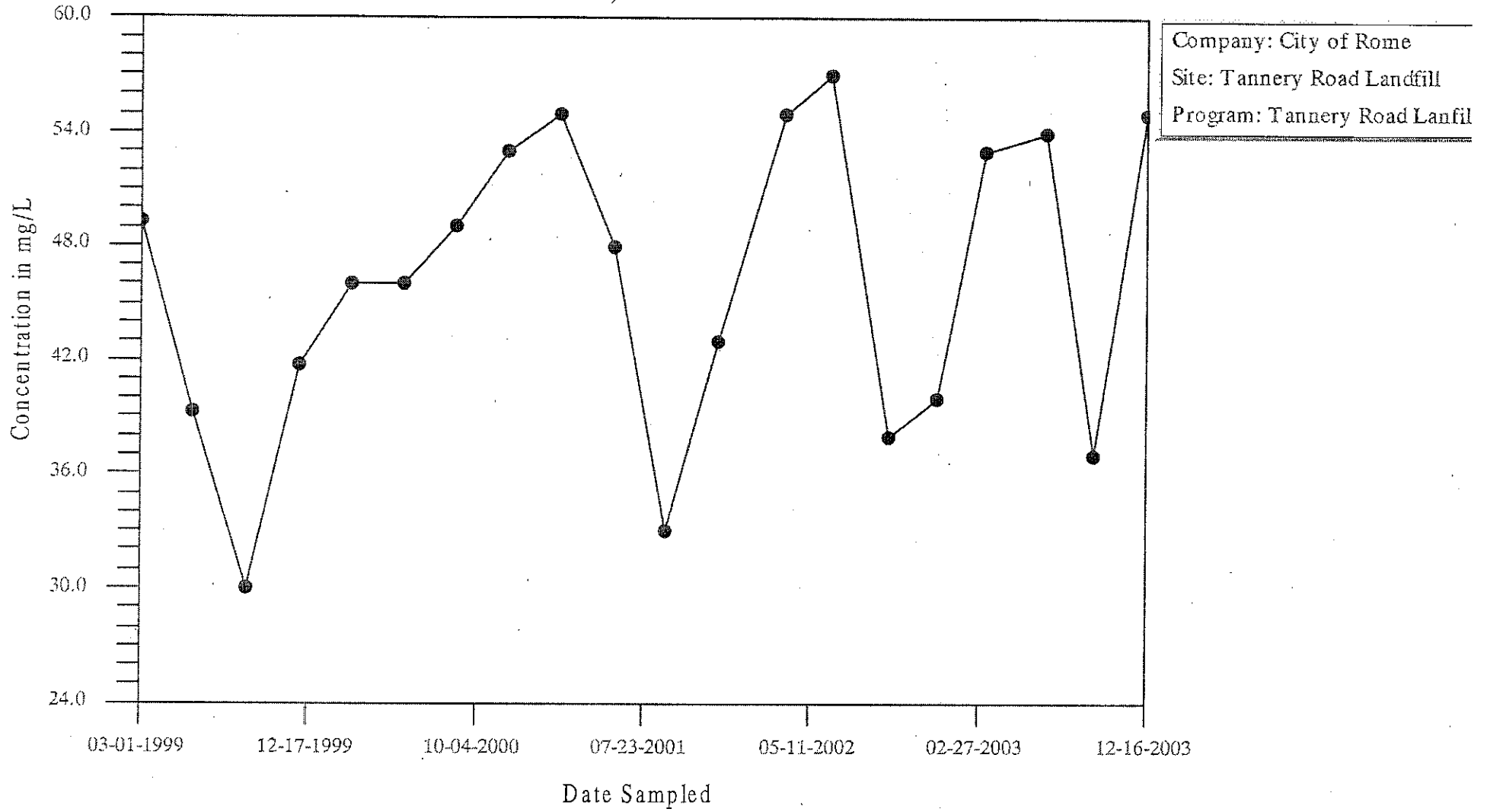
## Potassium, MW-9S





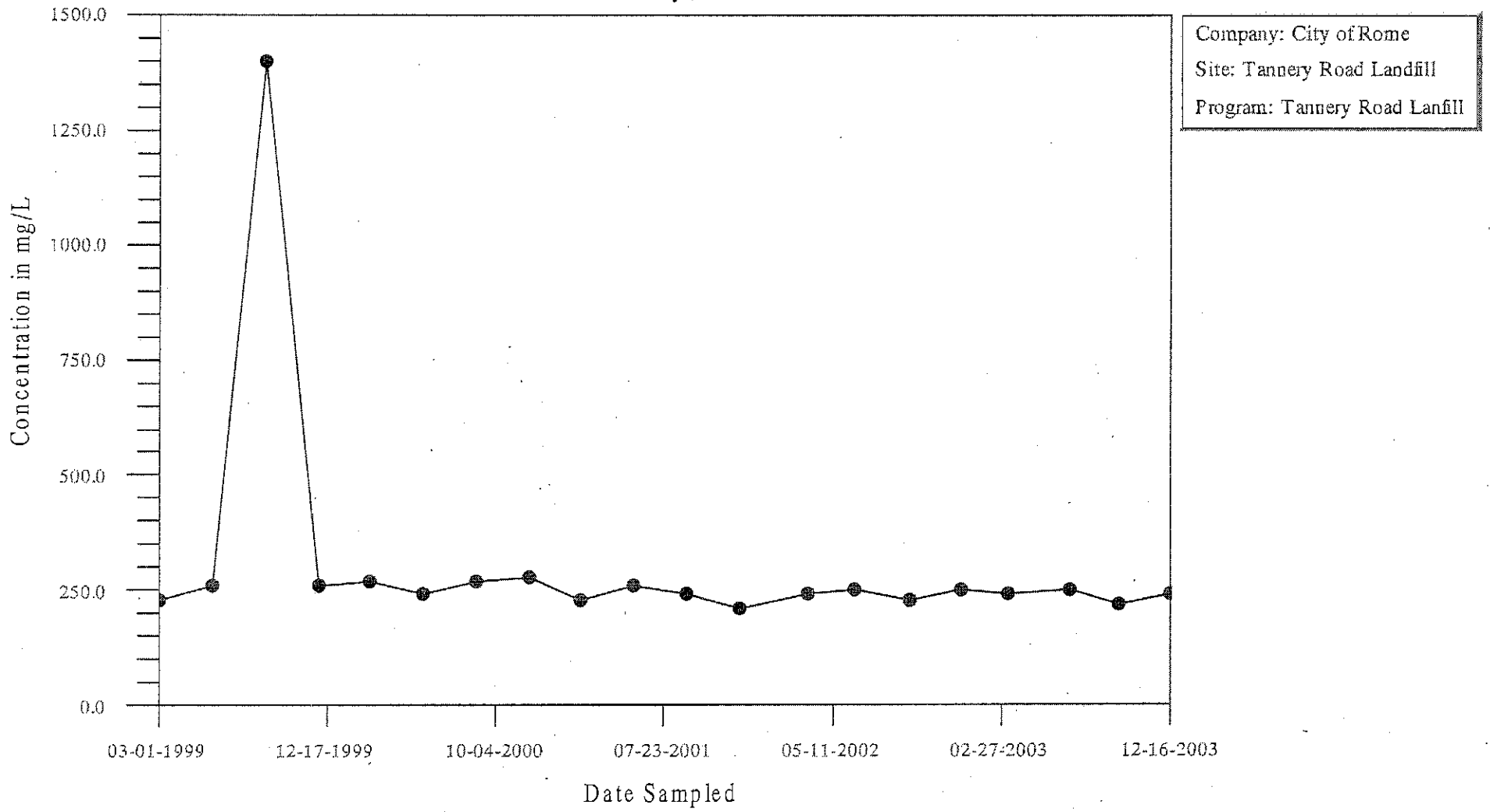
# Time-Series Plot

## Sodium, MW-9S



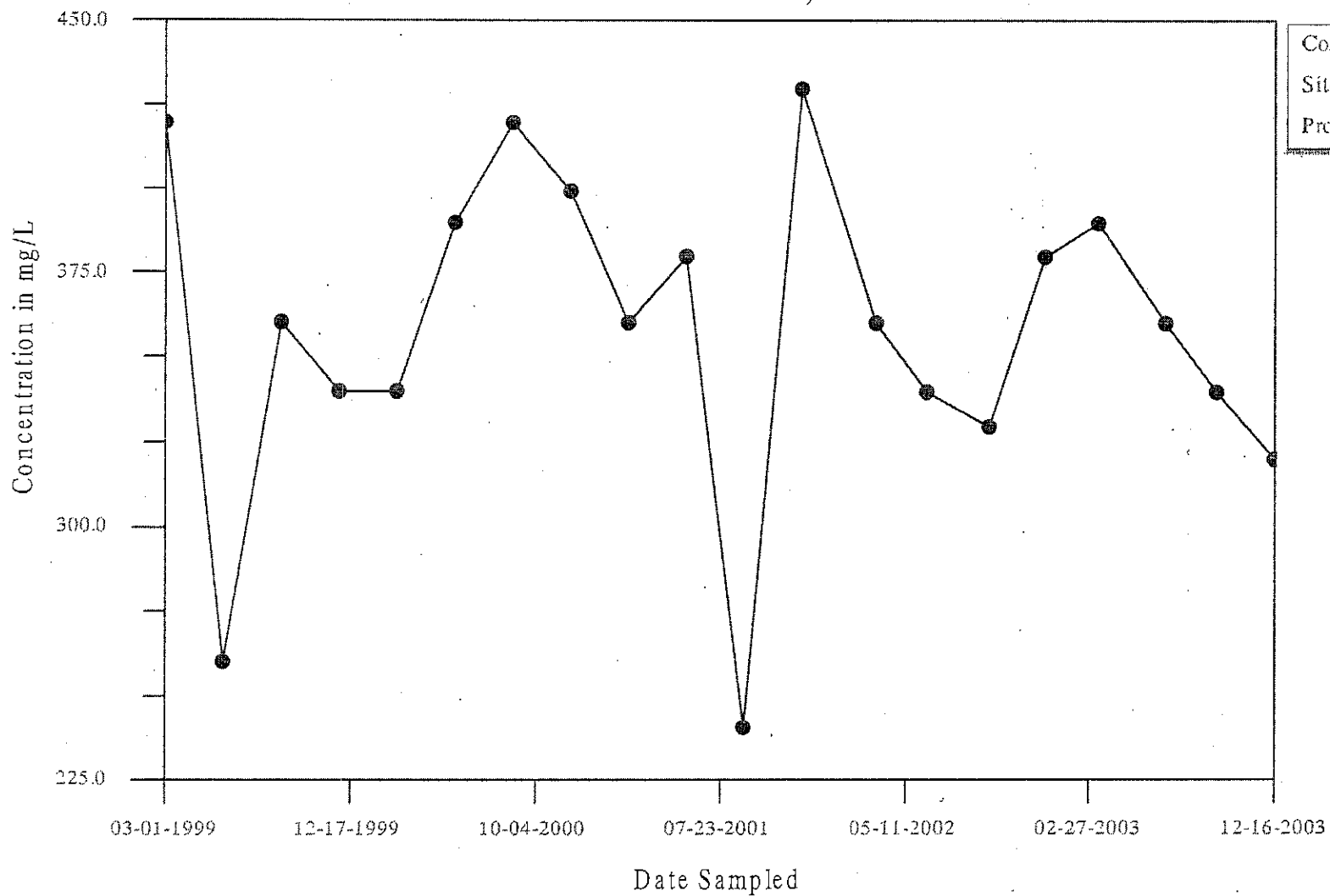
# Time-Series Plot

## Total Alkalinity, MW-9S



# Time-Series Plot

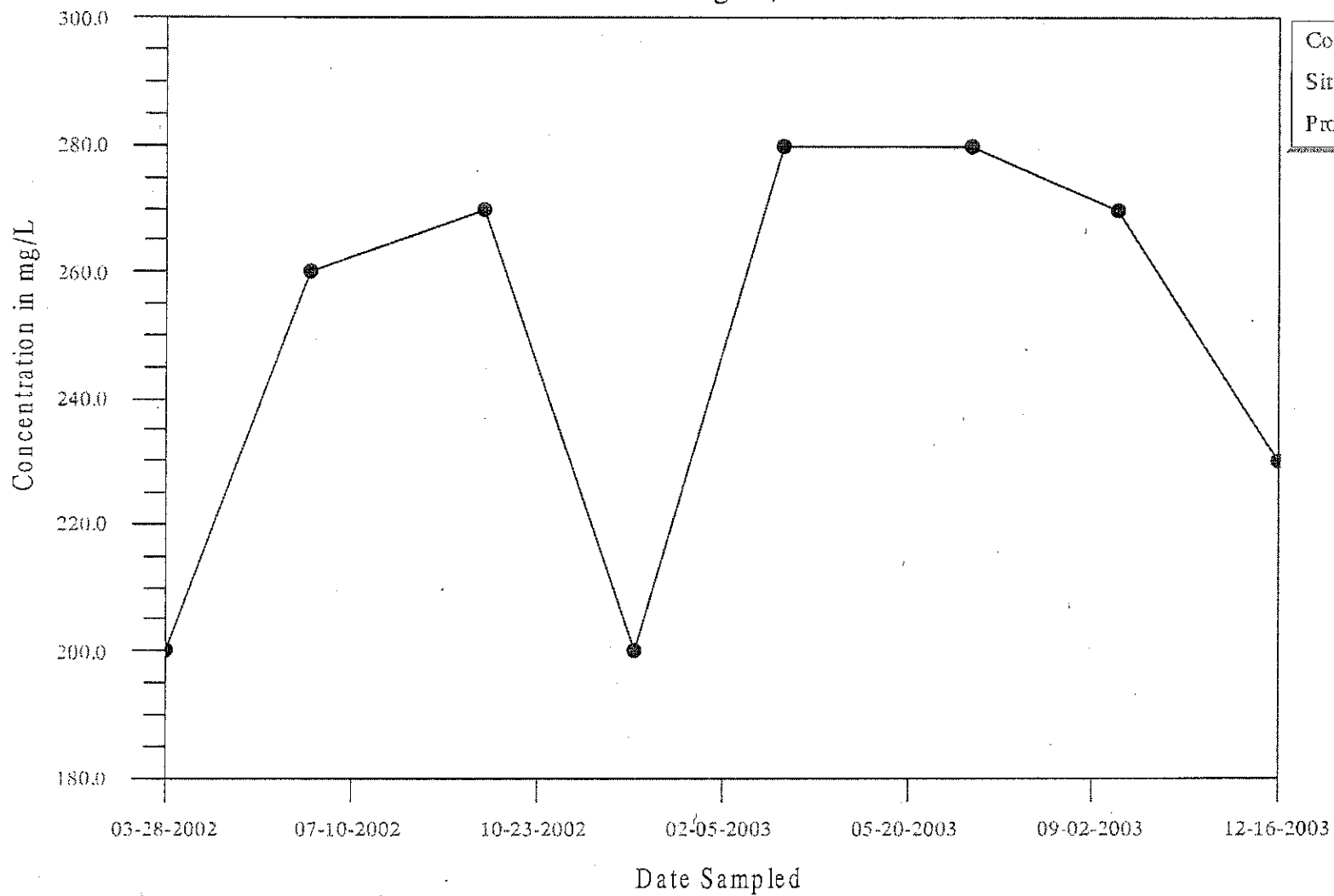
## Total Dissolved Solids, MW-9S



Company: City of Rome  
Site: Tannery Road Landfill  
Program: Tannery Road Lanfill

# Time-Series Plot

## Ammonia-Nitrogen, LMW-10



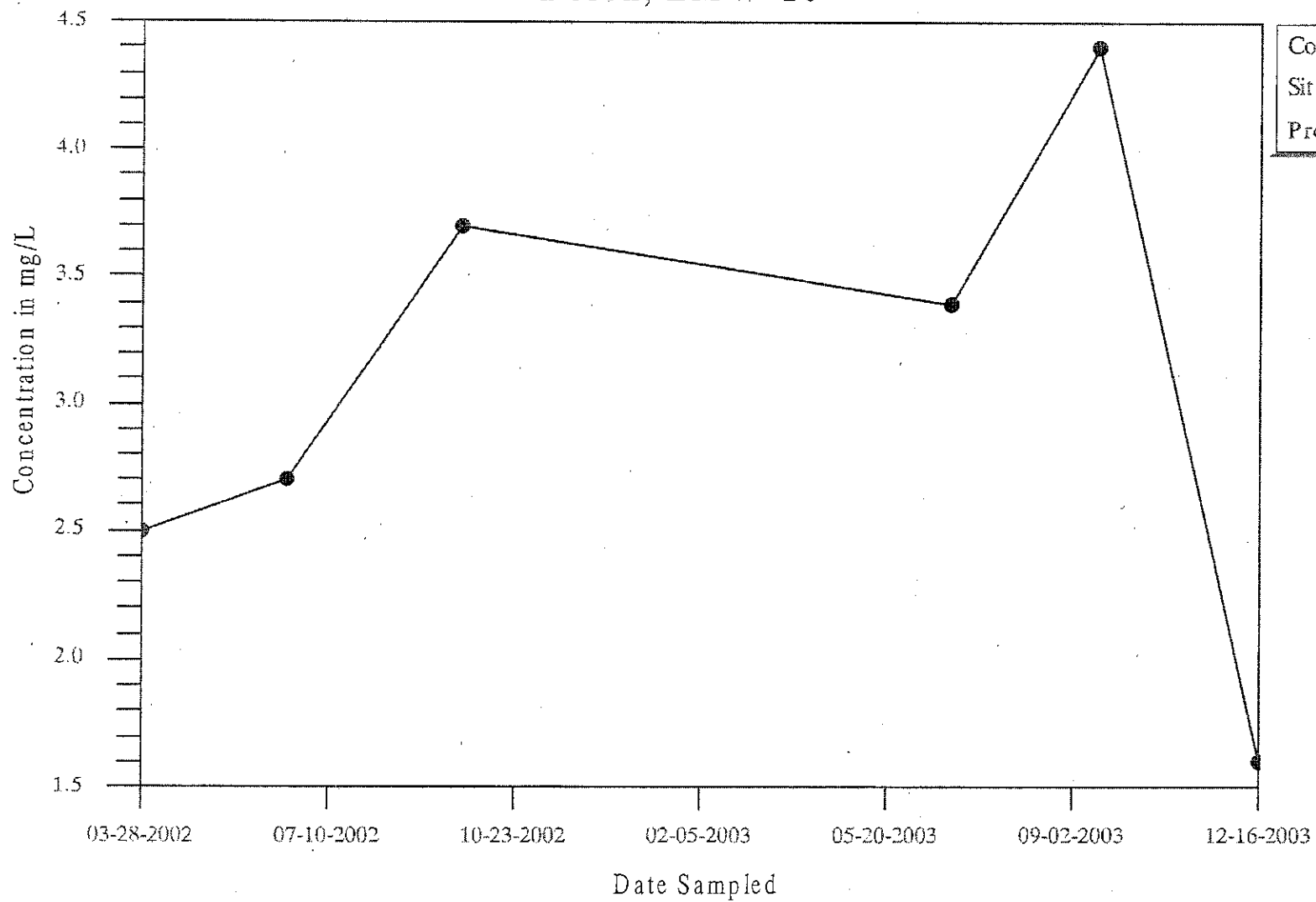
Company: City of Rome

Site: Tannery Road Landfill

Program: Tannery Road Lanfill

# Time-Series Plot

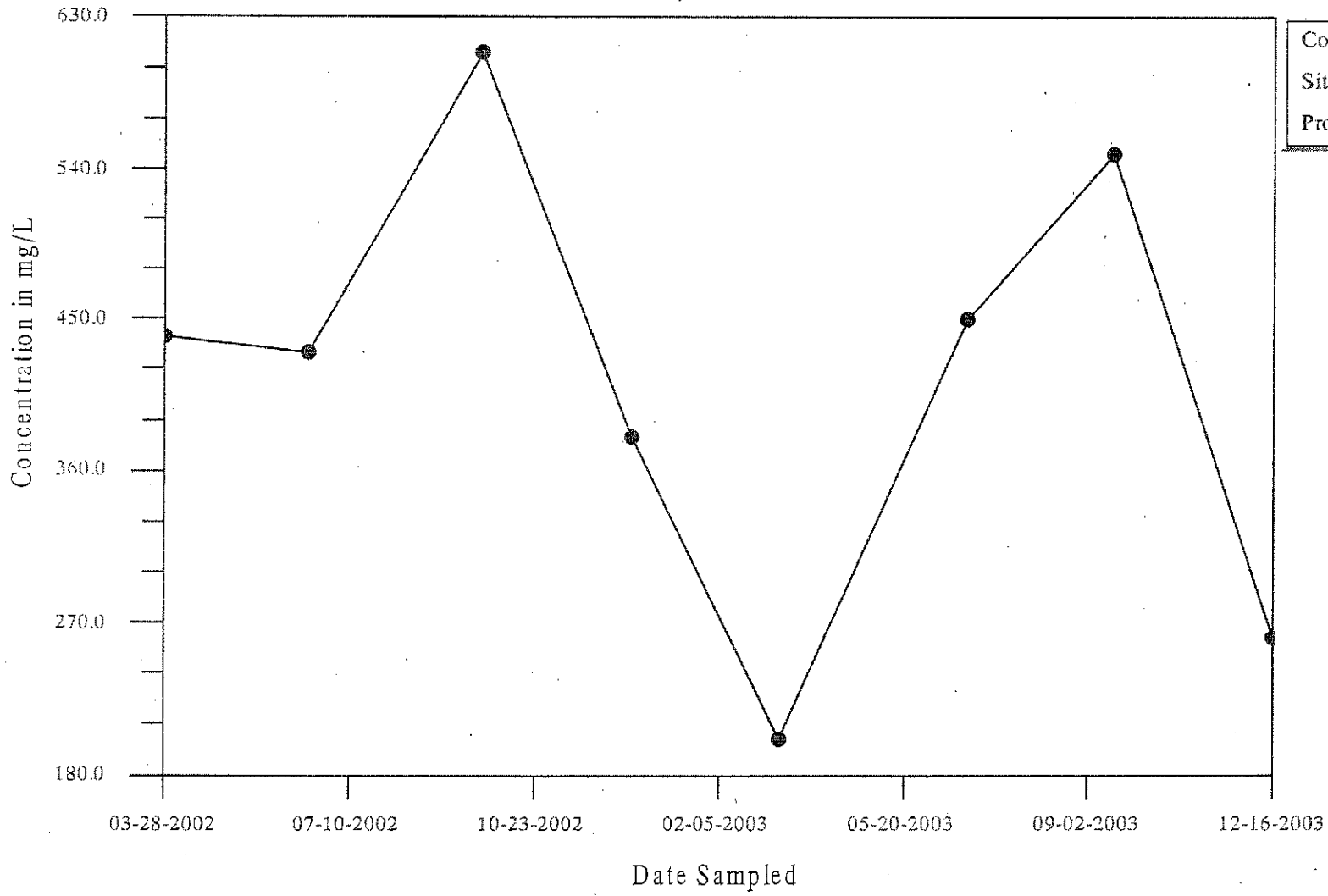
## Boron, LMW-10



Company: City of Rome  
Site: Tannery Road Landfill  
Program: Tannery Road Lanfil

# Time-Series Plot

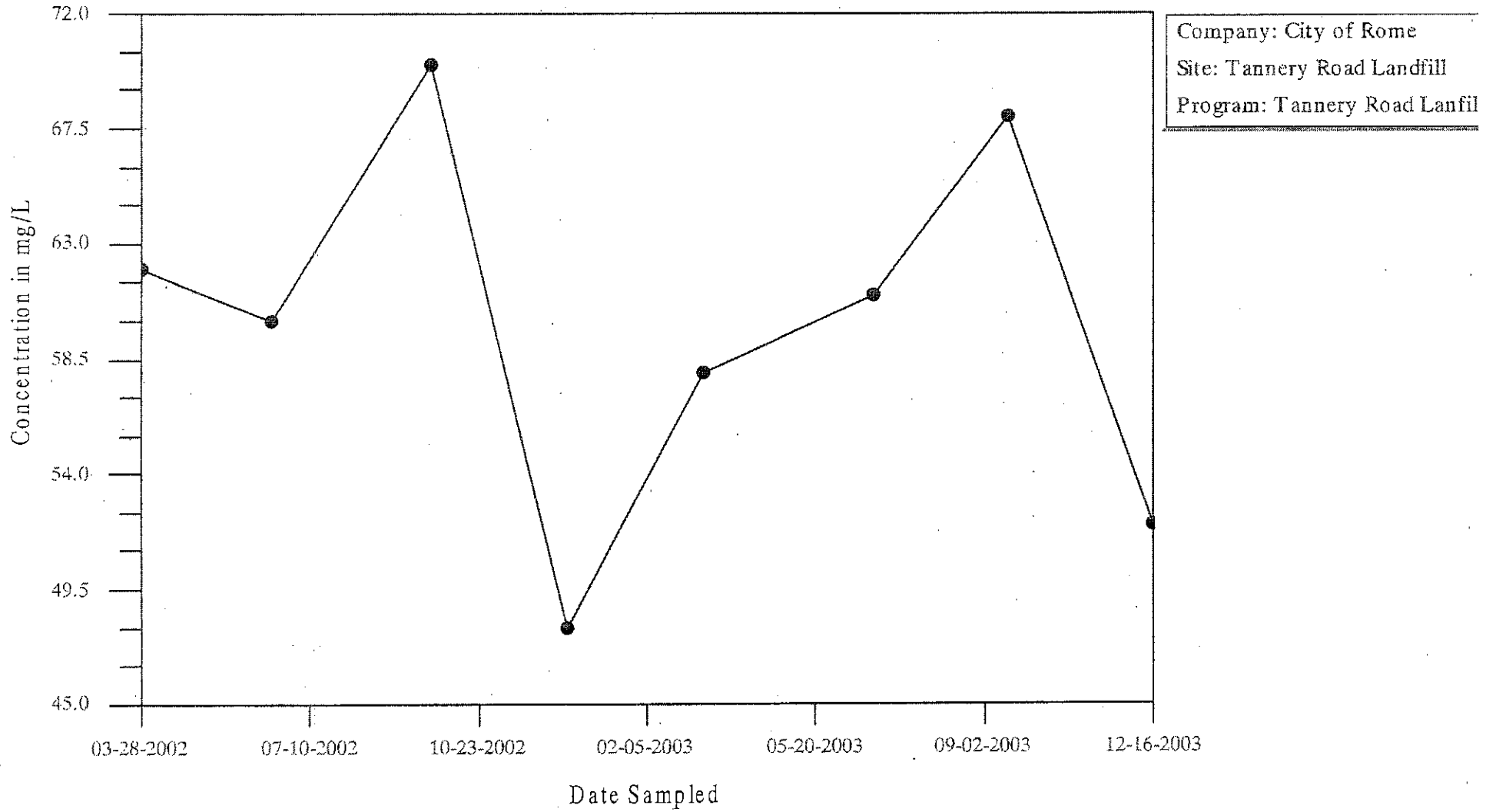
## Chloride, LMW-10



Company: City of Rome  
Site: Tannery Road Landfill  
Program: Tannery Road Lanfill

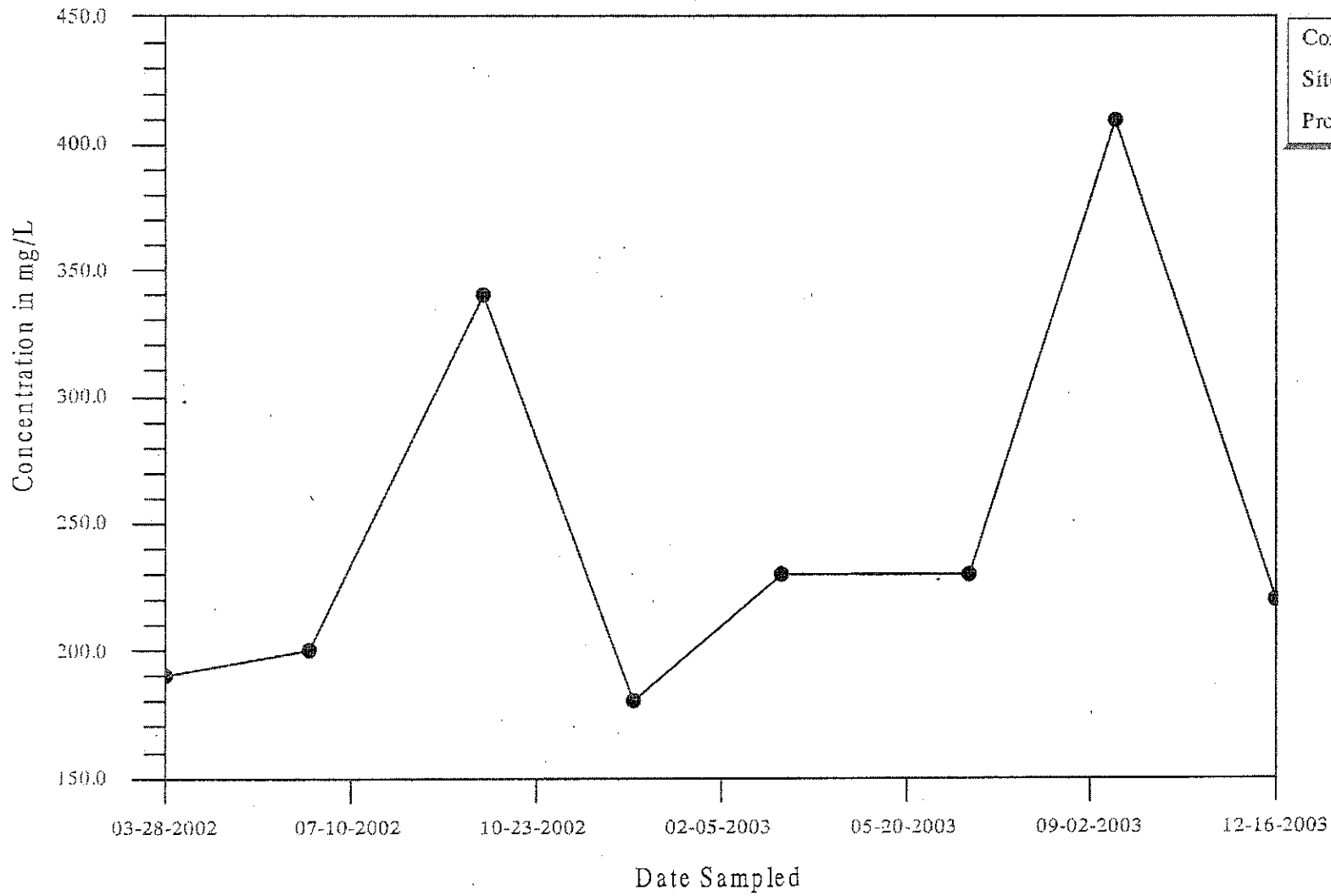
# Time-Series Plot

## Iron, LMW-10



# Time-Series Plot

## Potassium, LMW-10

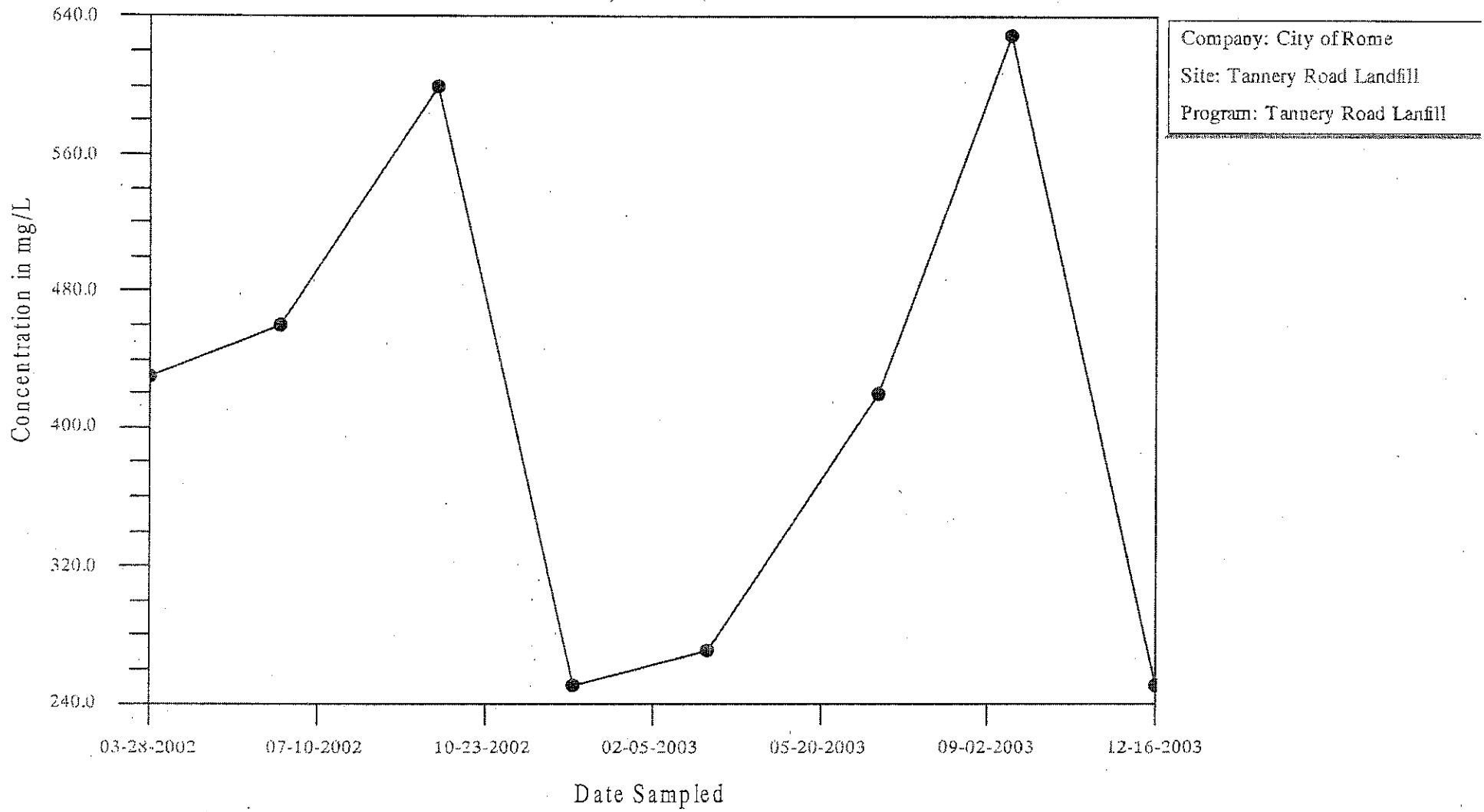


Company: City of Rome  
Site: Tannery Road Landfill  
Program: Tannery Road Lanfill



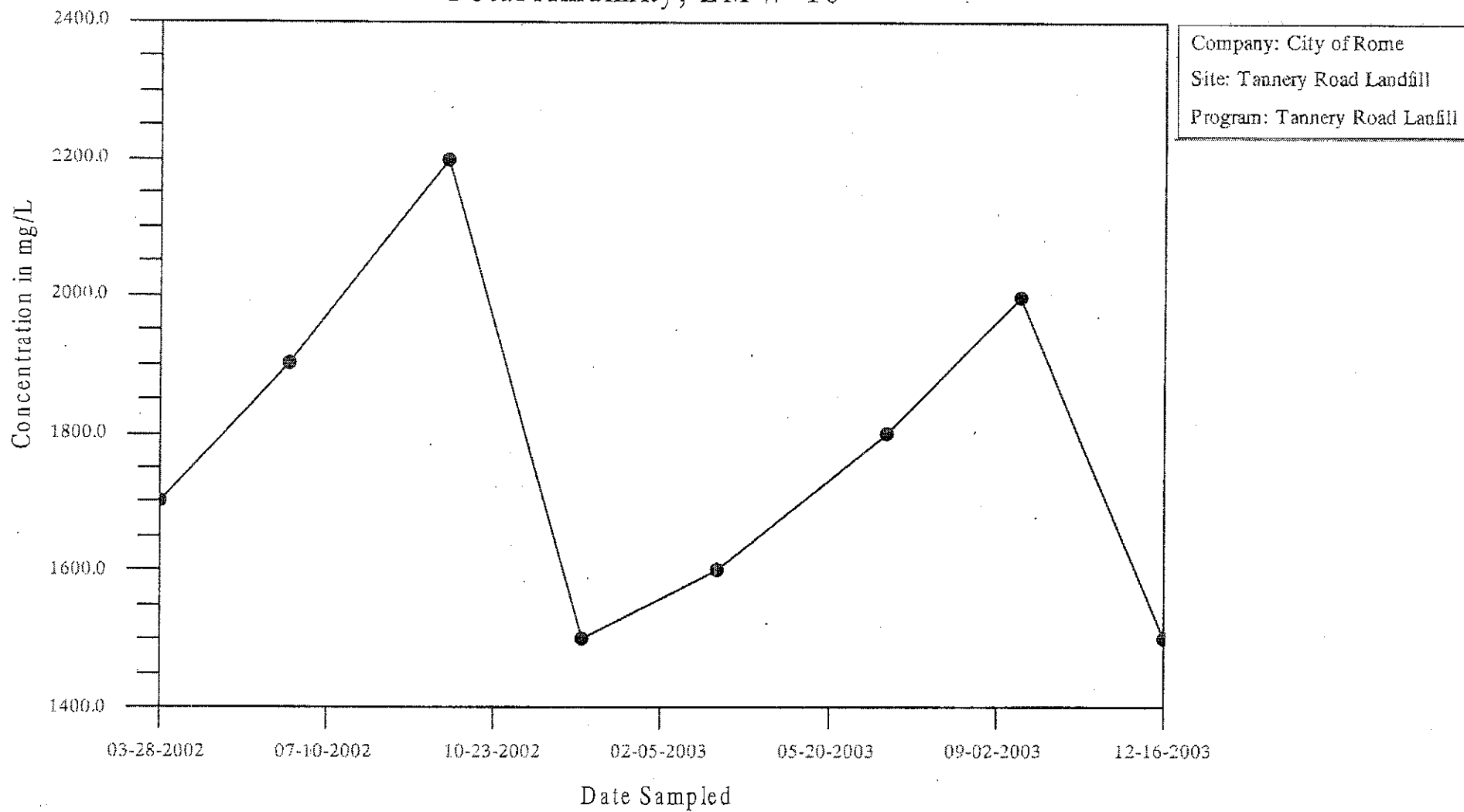
# Time-Series Plot

## Sodium, LMW-10



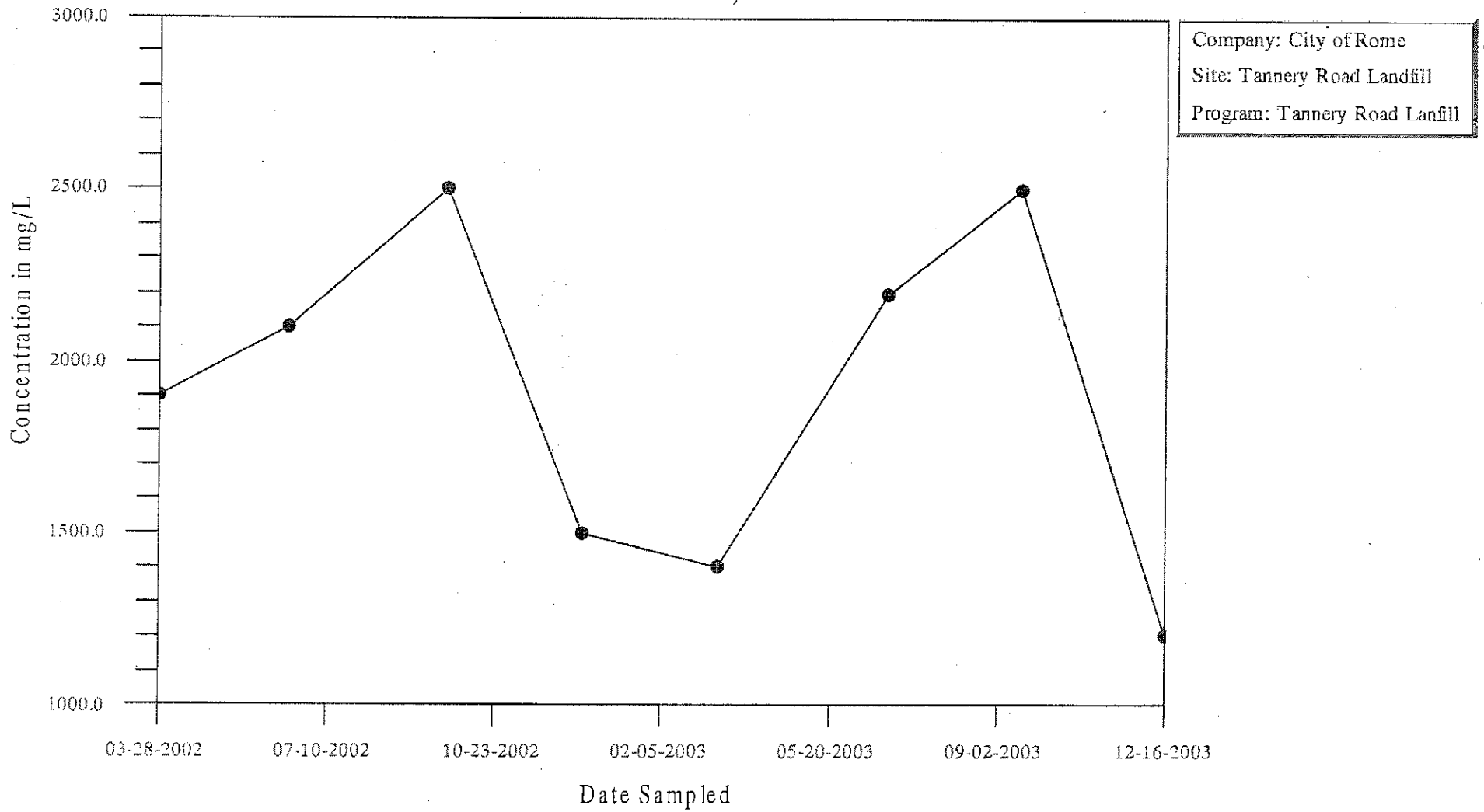
# Time-Series Plot

## Total Alkalinity, LMW-10



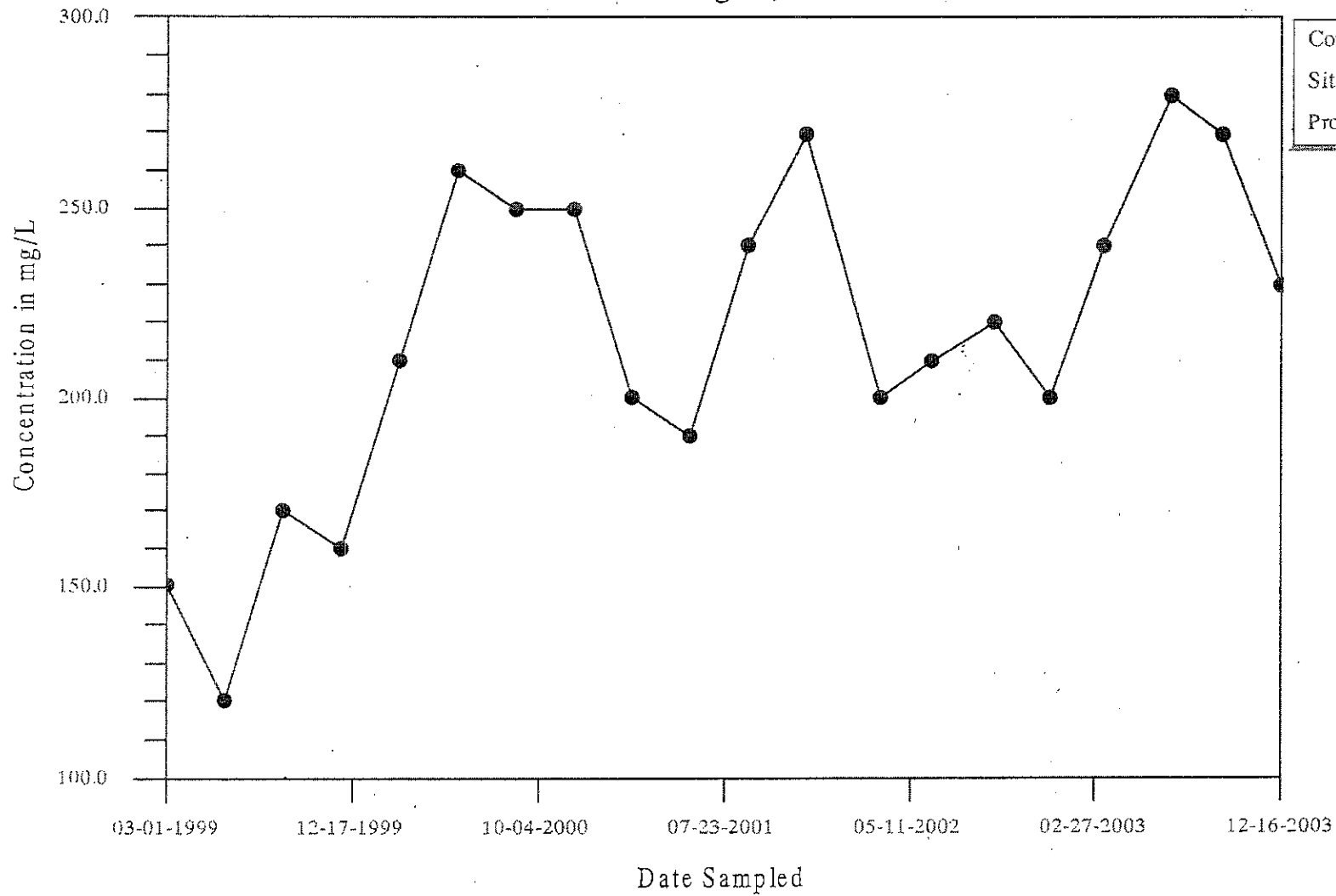
# Time-Series Plot

## Total Dissolved Solids, LMW-10



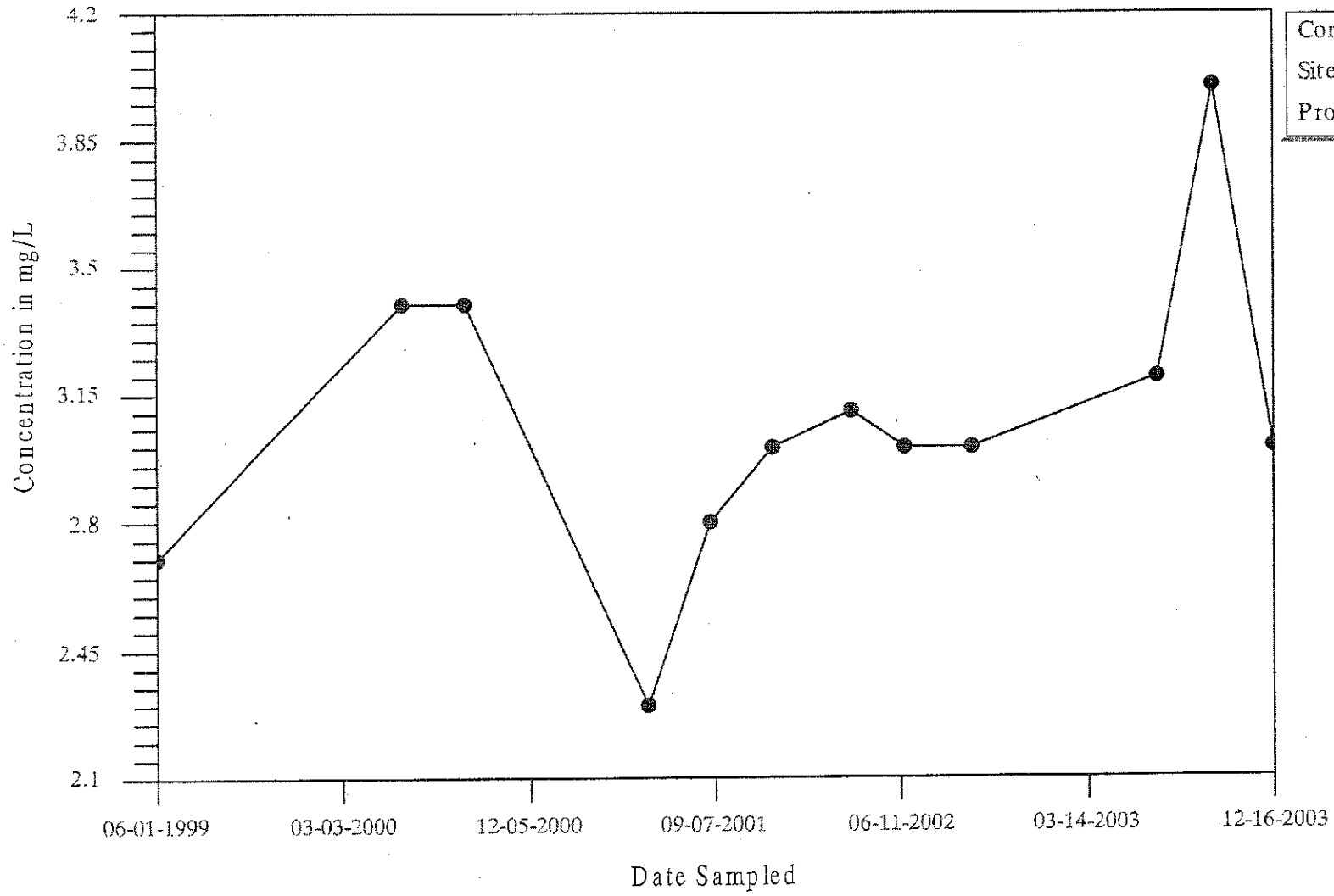
# Time-Series Plot

## Ammonia-Nitrogen, LMW-12



# Time-Series Plot

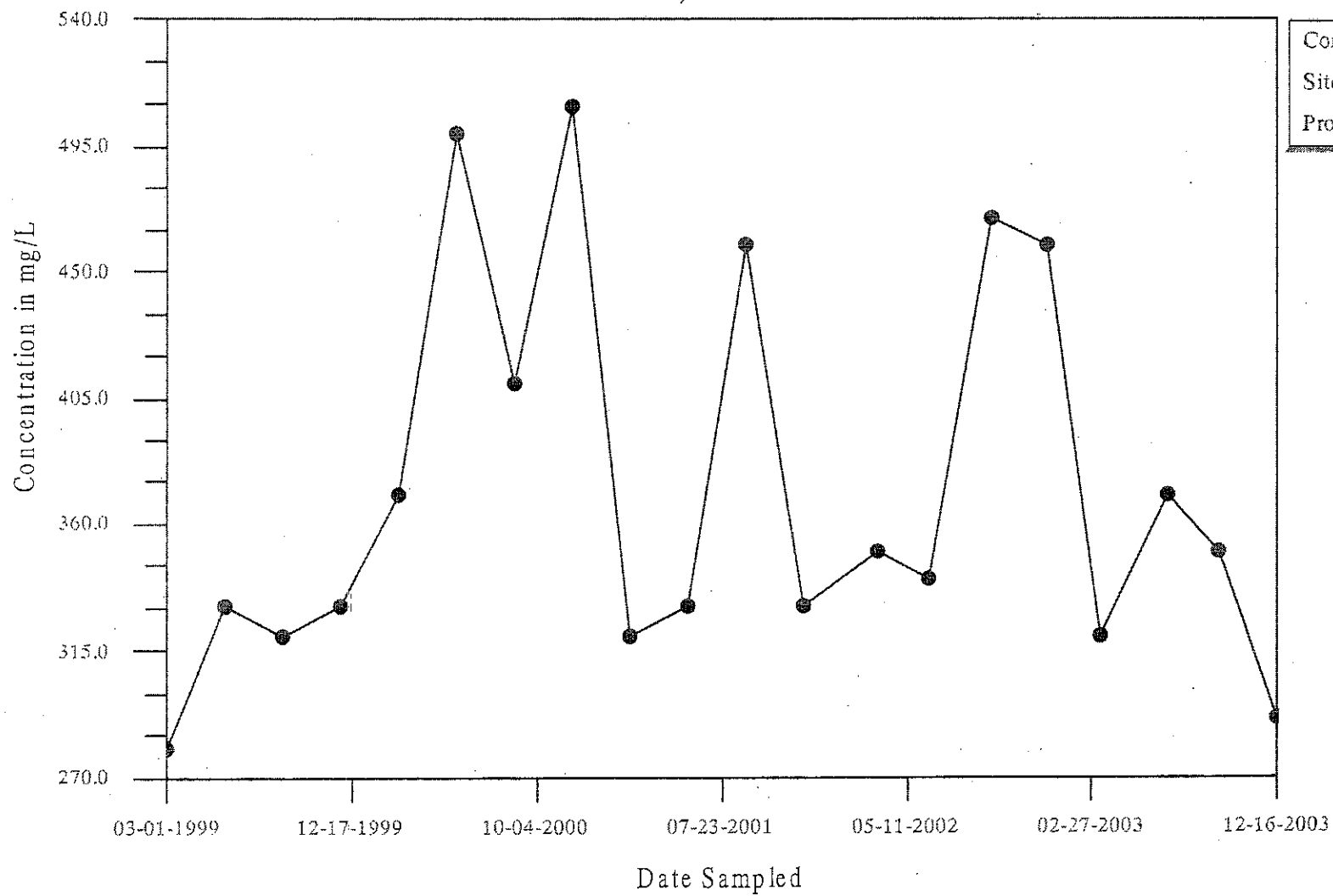
## Boron, LMW-12



Company: City of Rome  
Site: Tannery Road Landfill  
Program: Tannery Road Lanfil

# Time-Series Plot

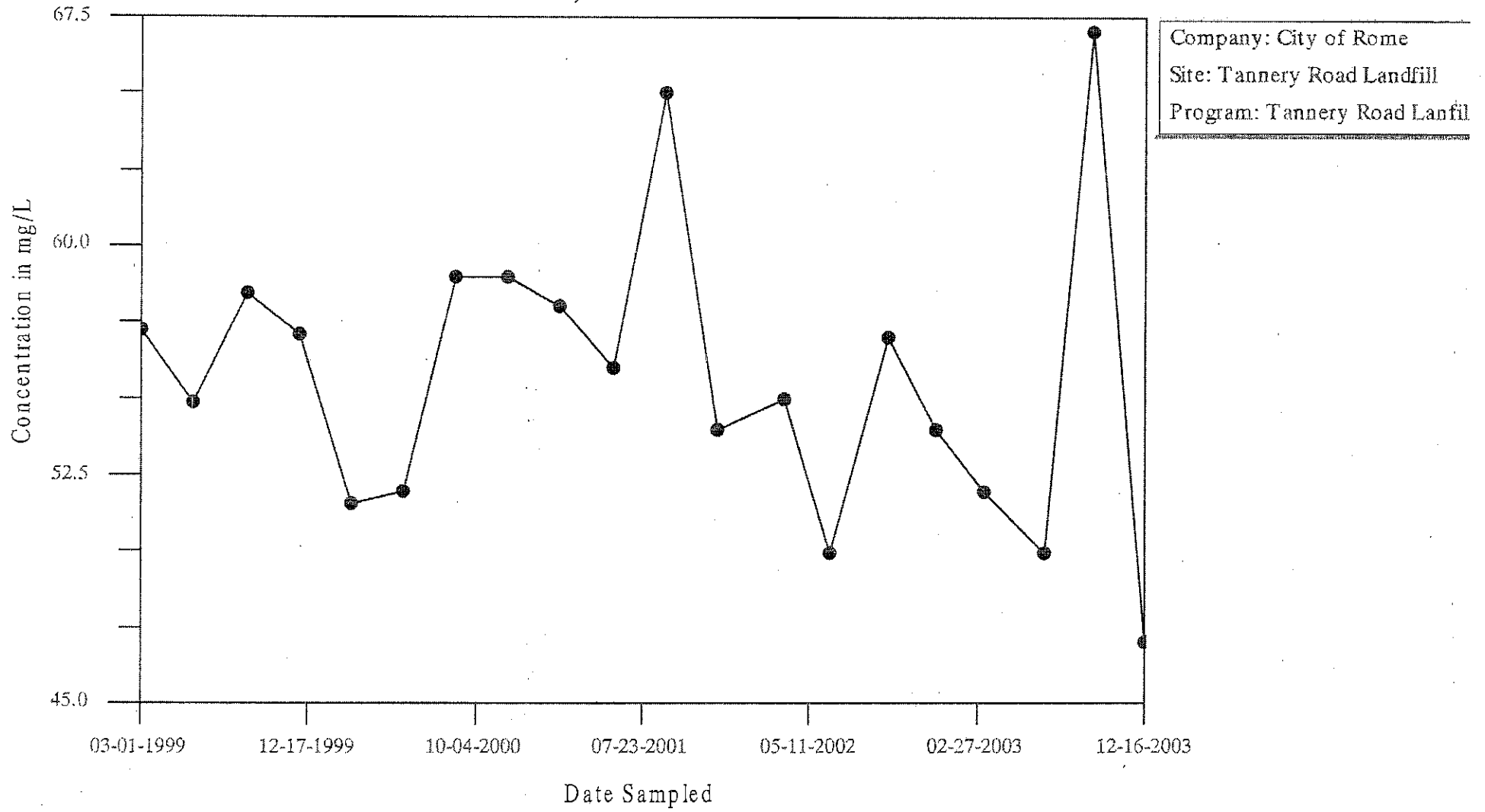
## Chloride, LMW-12



Company: City of Rome  
Site: Tannery Road Landfill  
Program: Tannery Road Lanfill

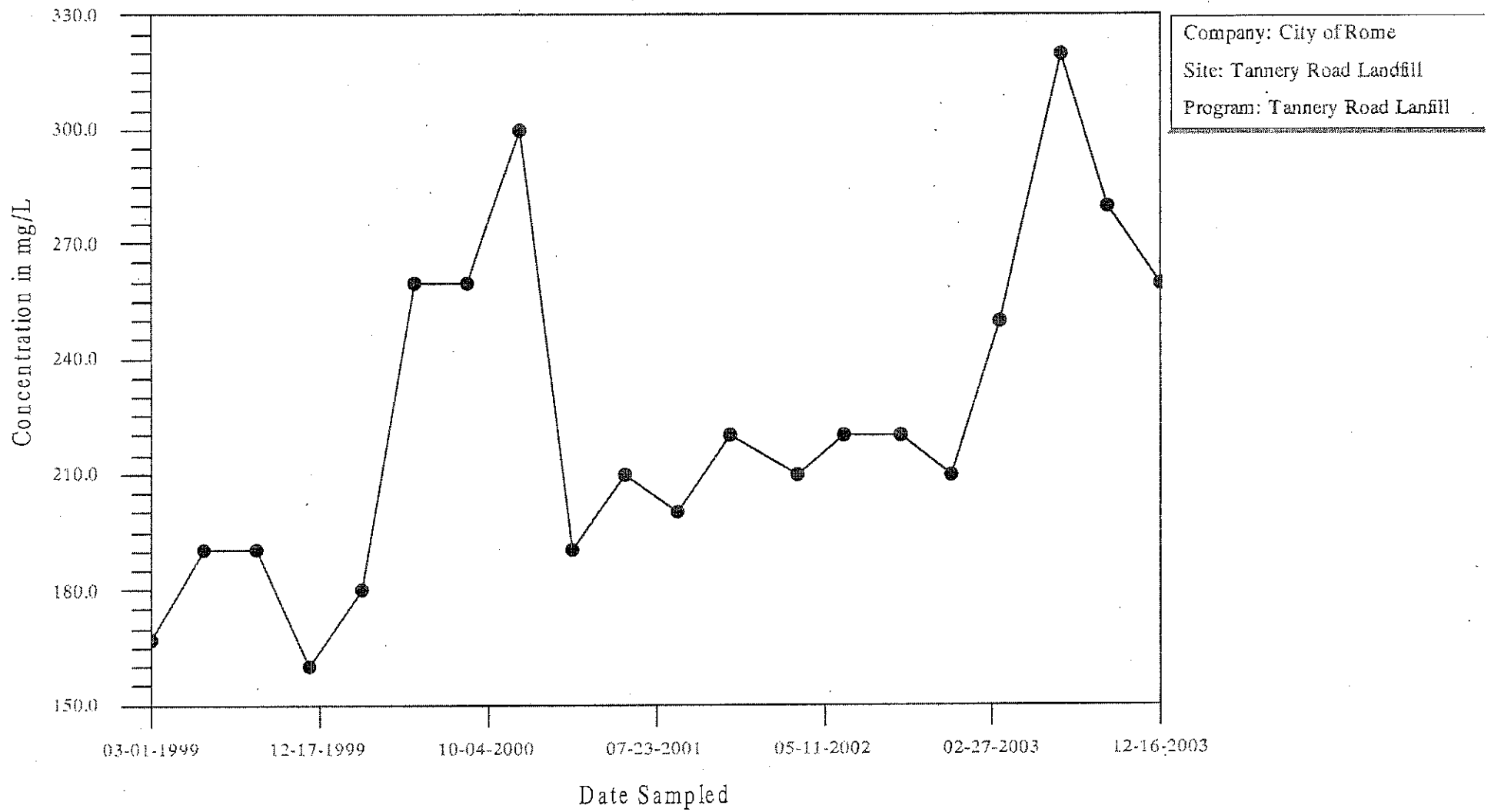
# Time-Series Plot

## Iron, LMW-12



# Time-Series Plot

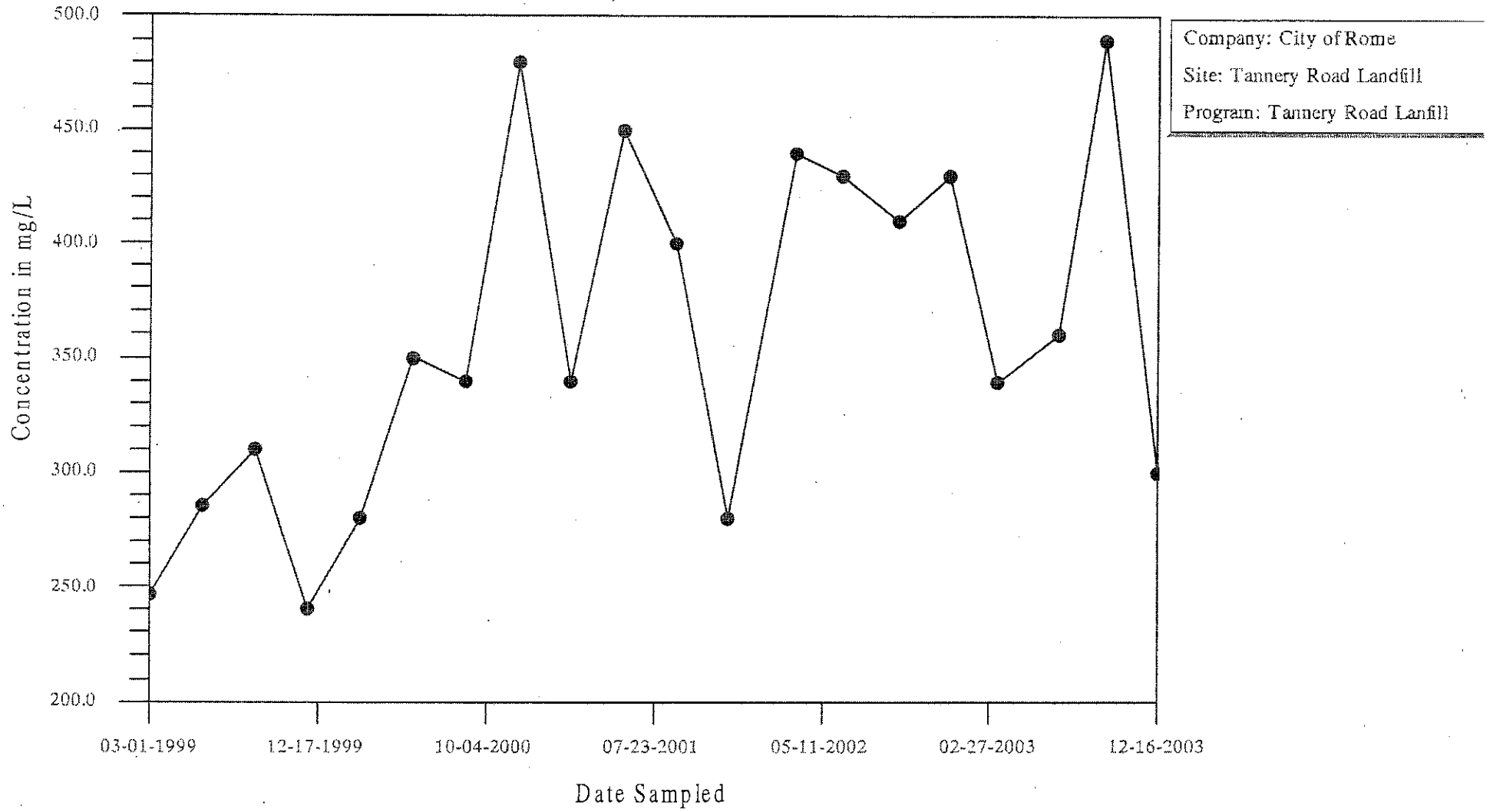
## Potassium, LMW-12





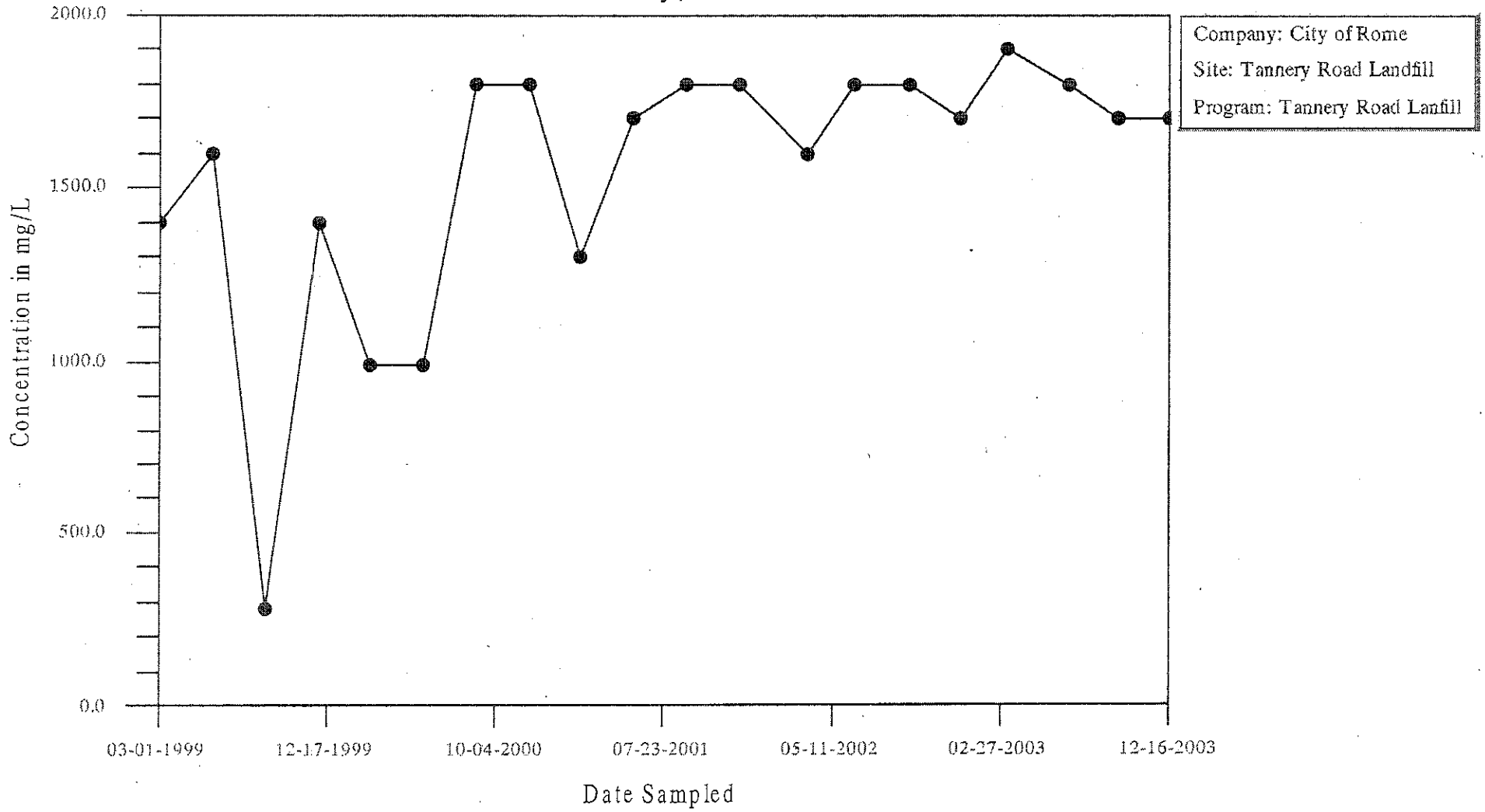
# Time-Series Plot

## Sodium, LMW-12



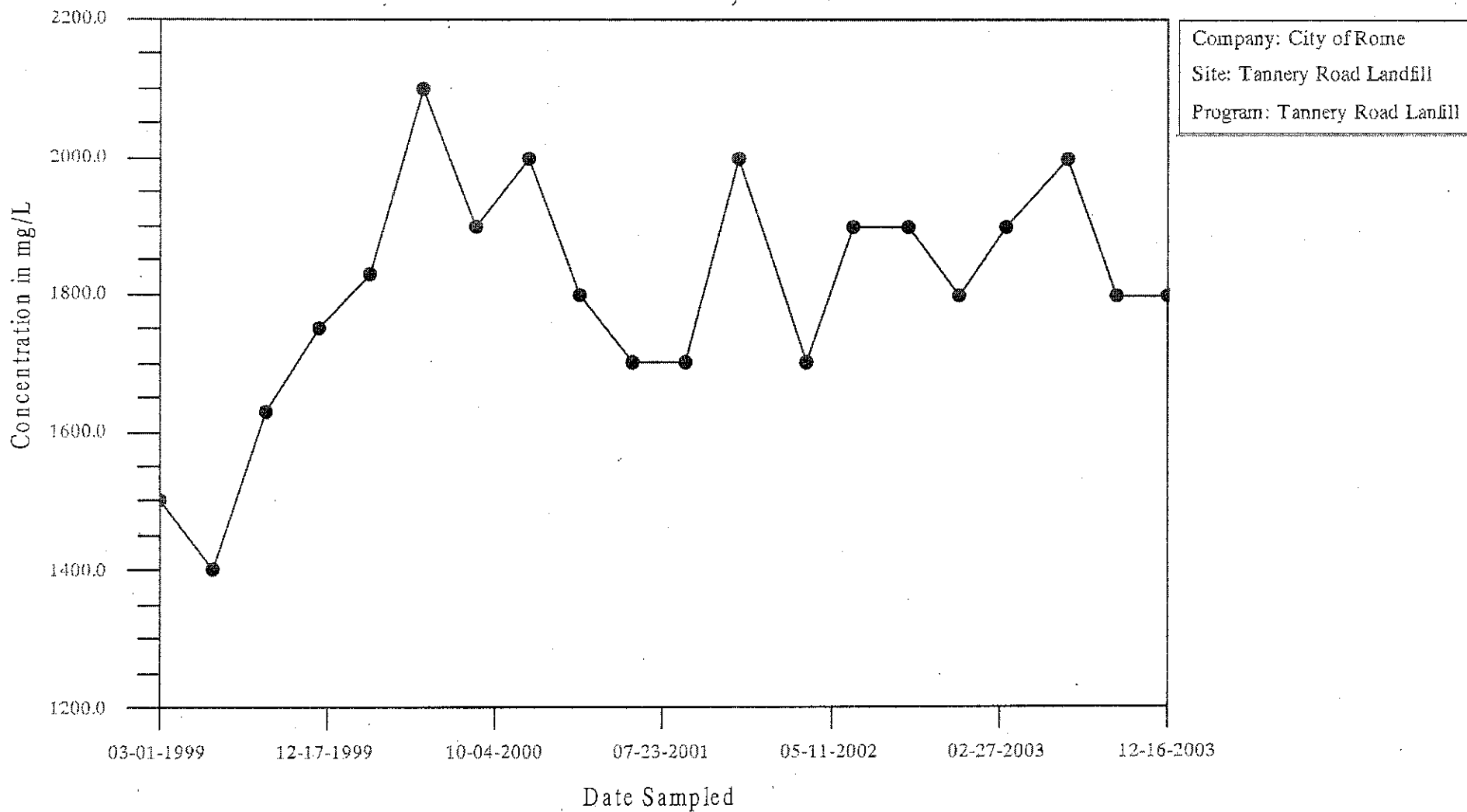
# Time-Series Plot

## Total Alkalinity, LMW-12



# Time-Series Plot

## Total Dissolved Solids, LMW-12

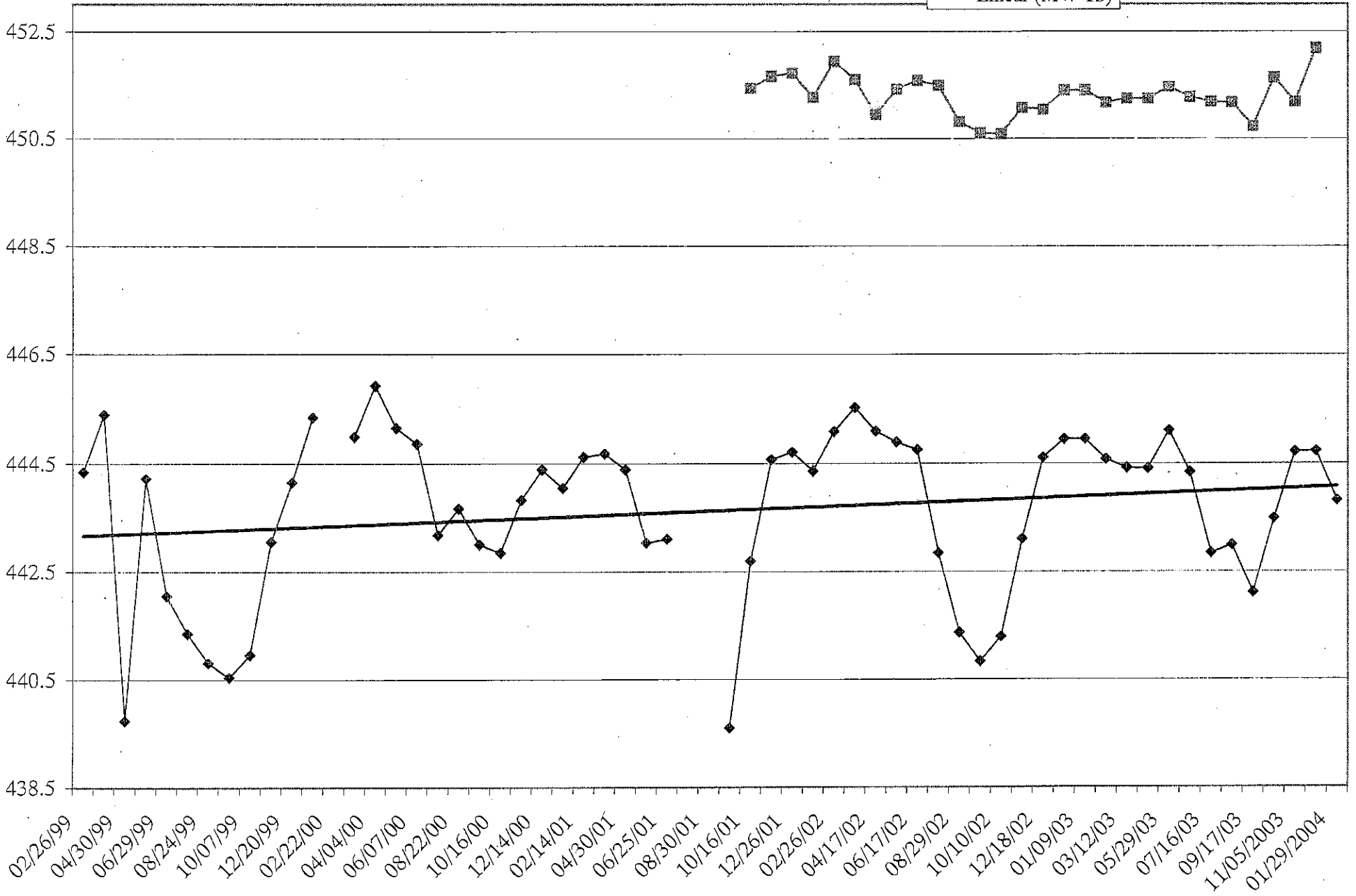


APPENDIX C

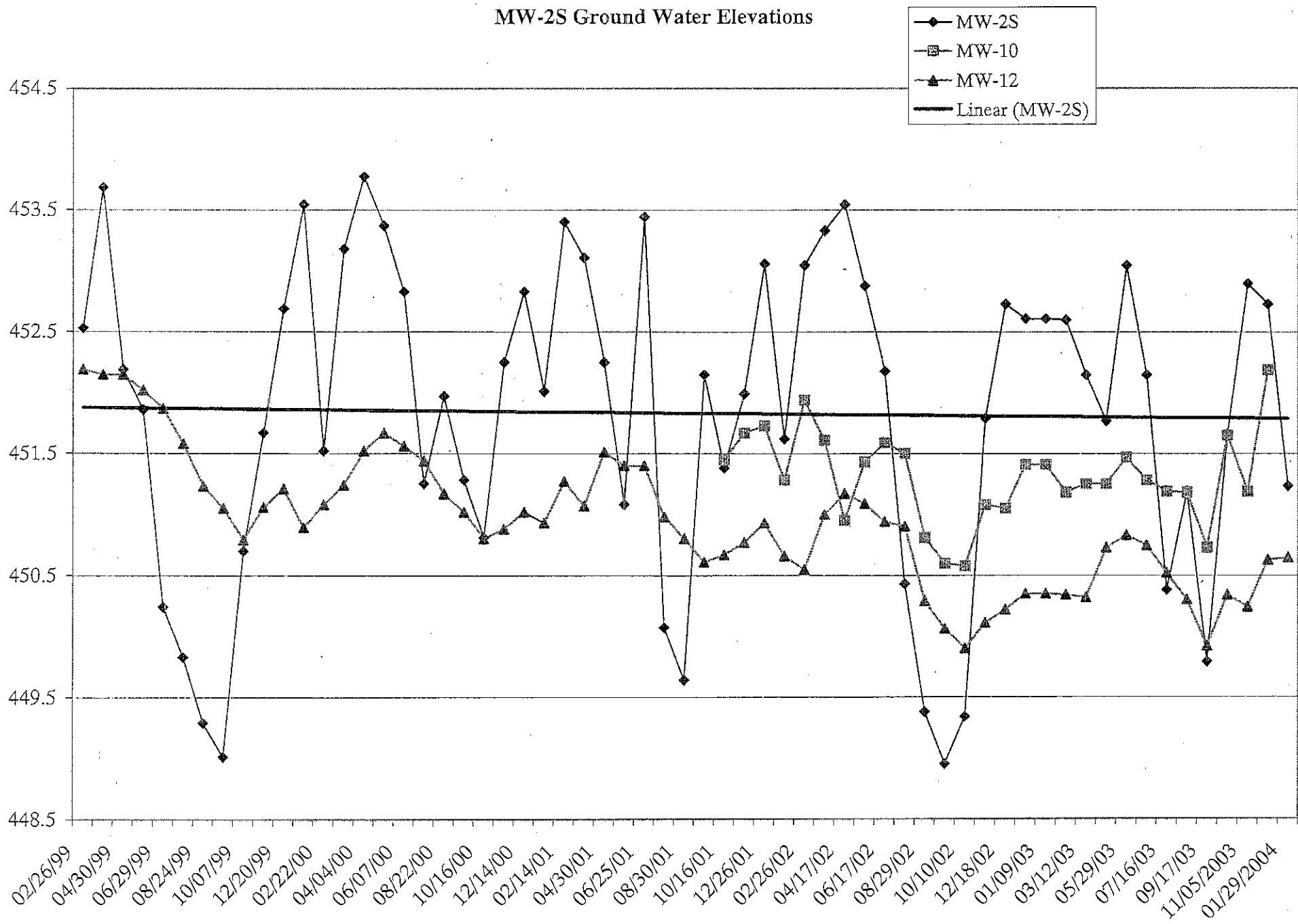
MONITORING WELL AND LEACHATE WELL  
GROUND WATER ELEVATION DATA

# MW-1S Ground Water Elevations

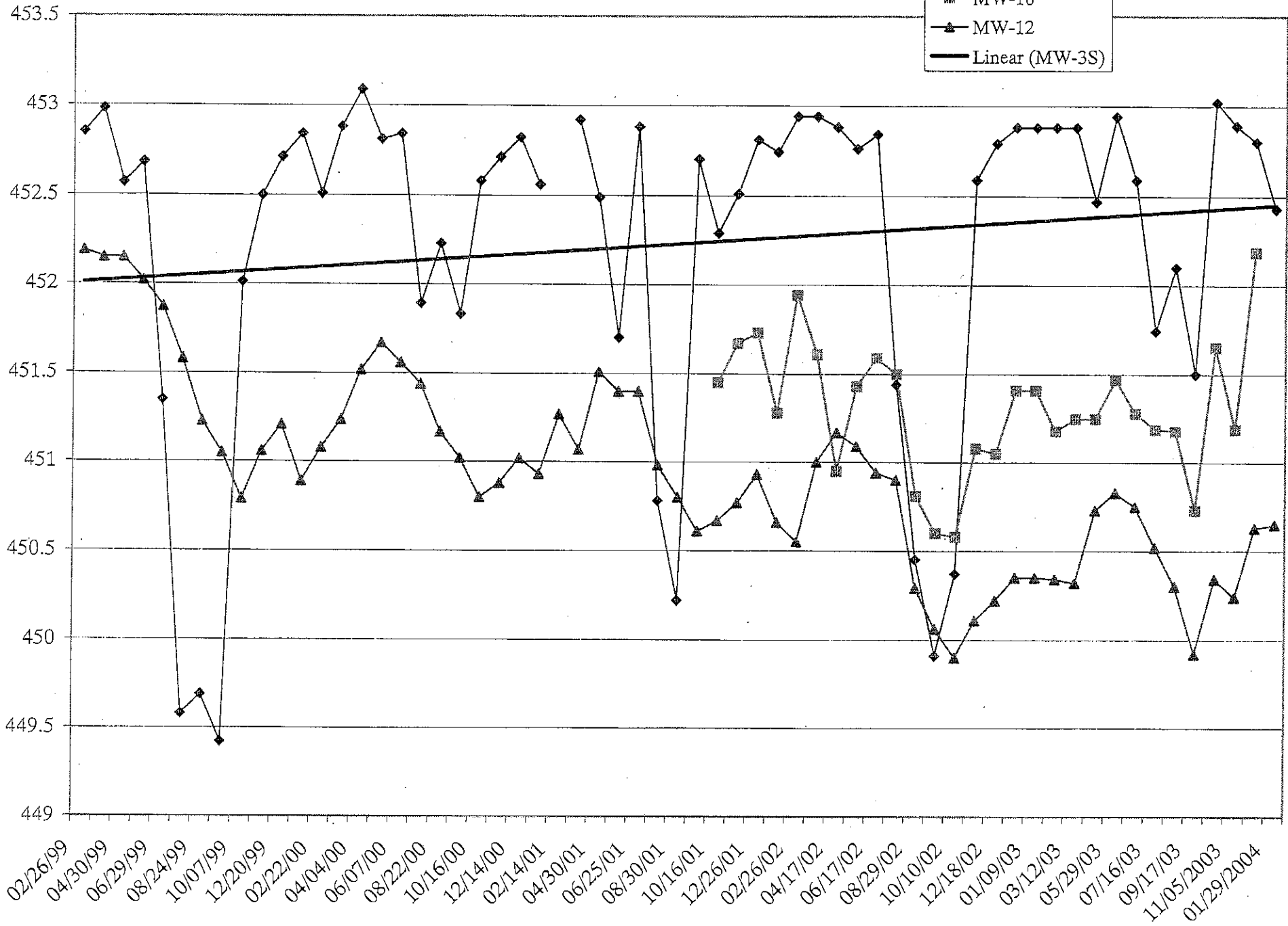
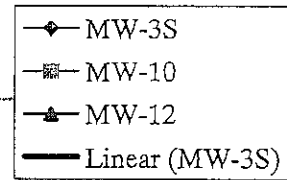
- MW-1S
- MW-10
- MW-12
- Linear (MW-1S)



MW-2S Ground Water Elevations

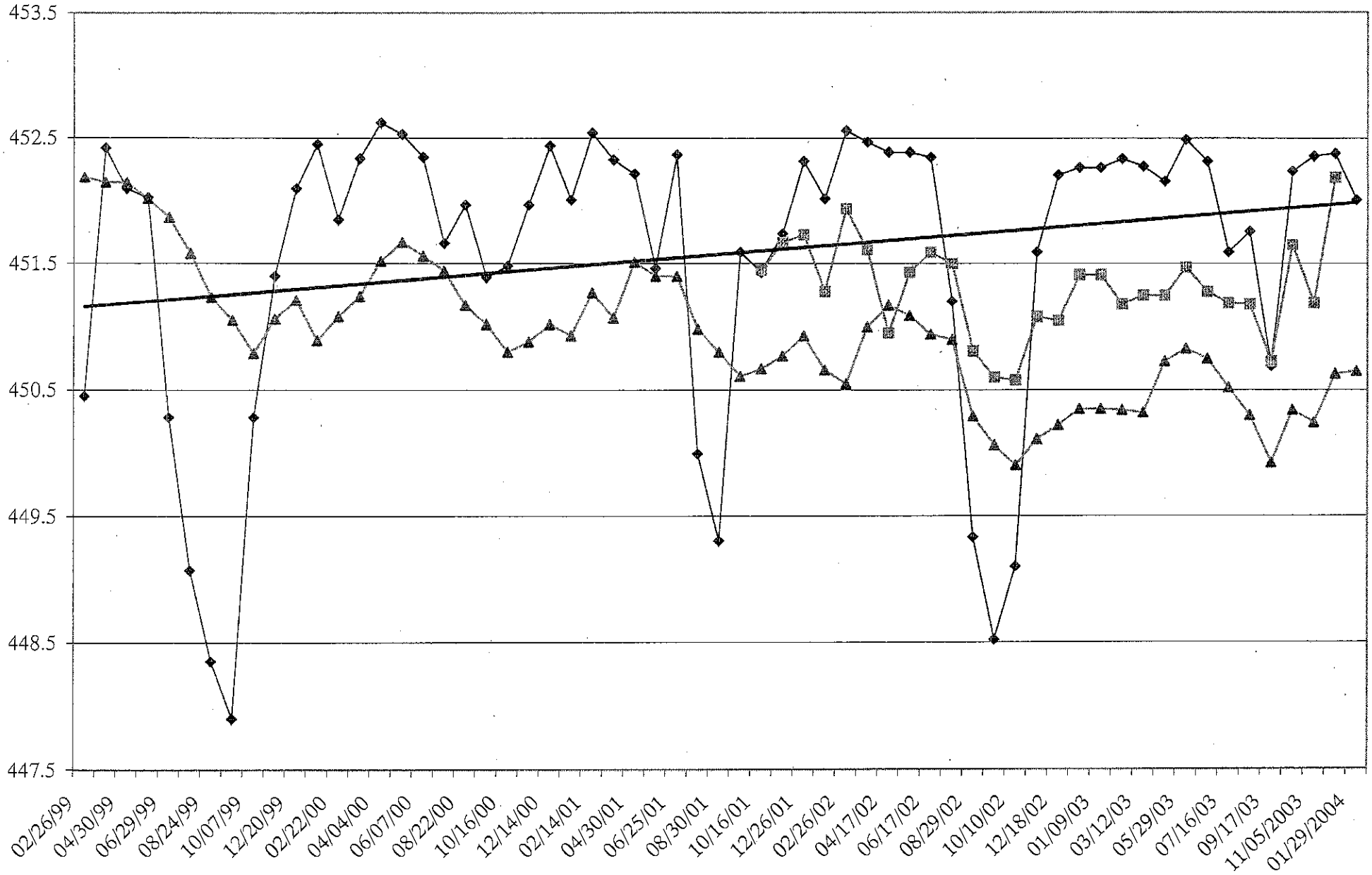


MW-3S Ground Water Elevations



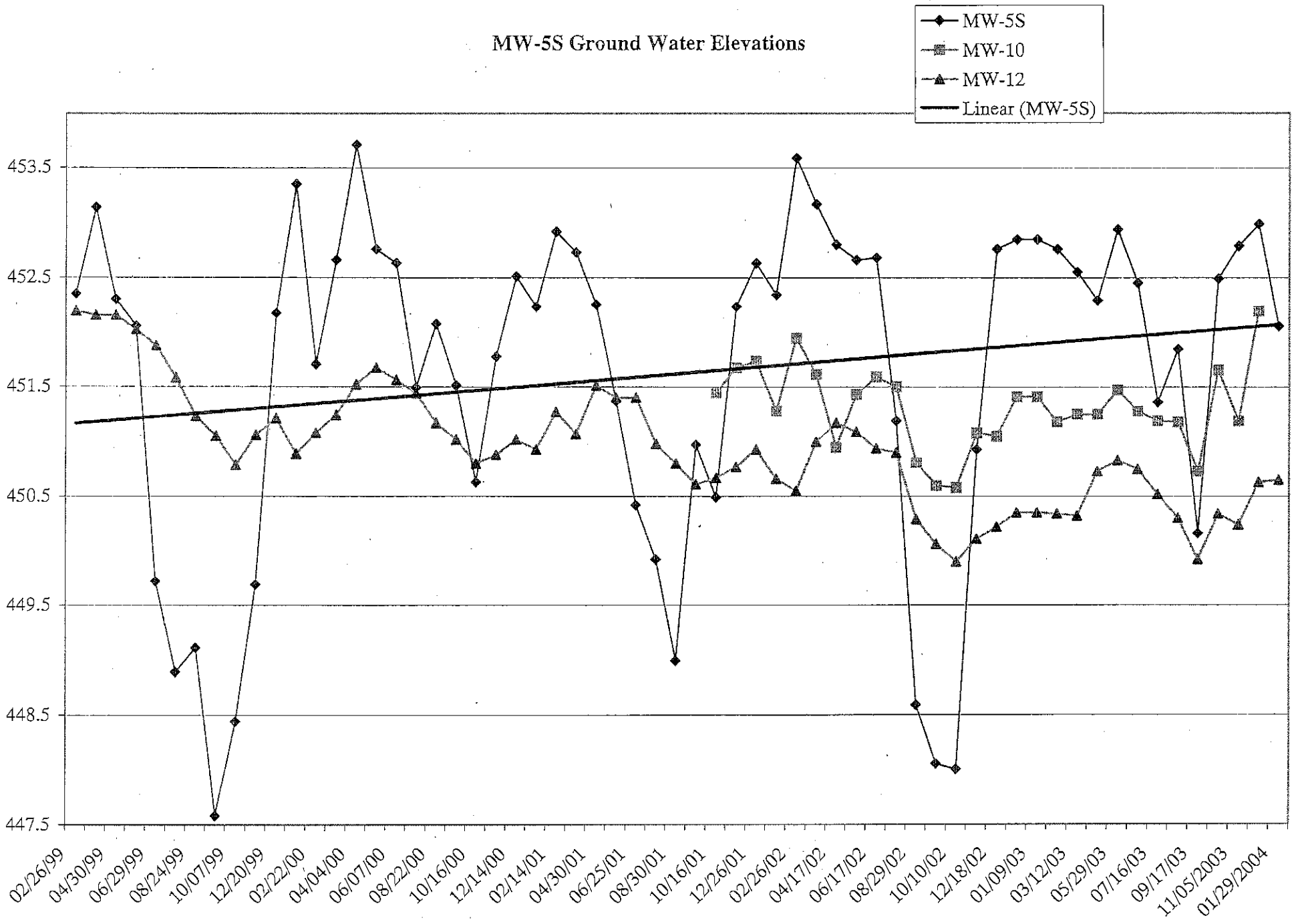
MW-4S Ground Water Elevations

- MW-4S
- MW-10
- MW-12
- Linear (MW-4S)



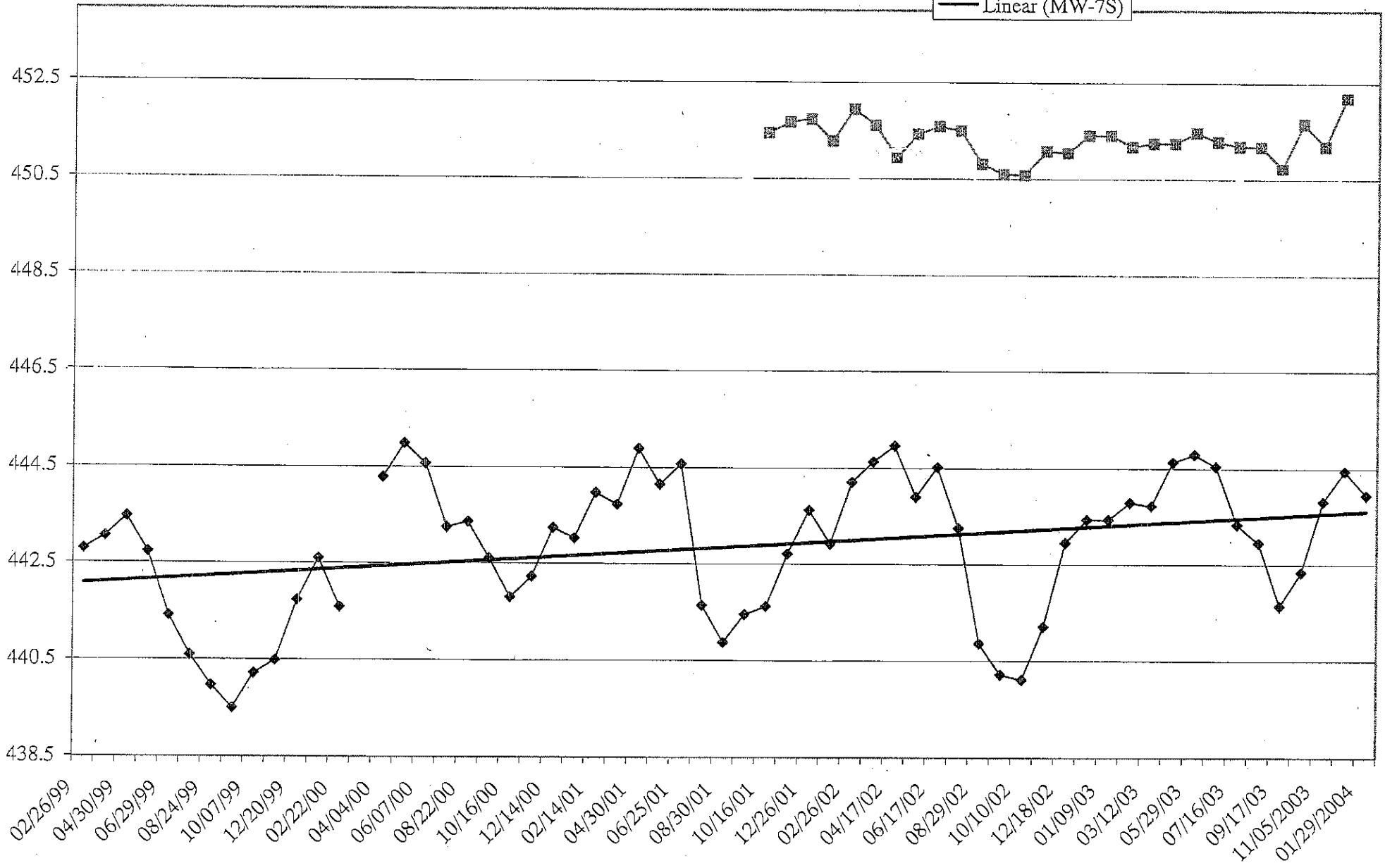


MW-5S Ground Water Elevations



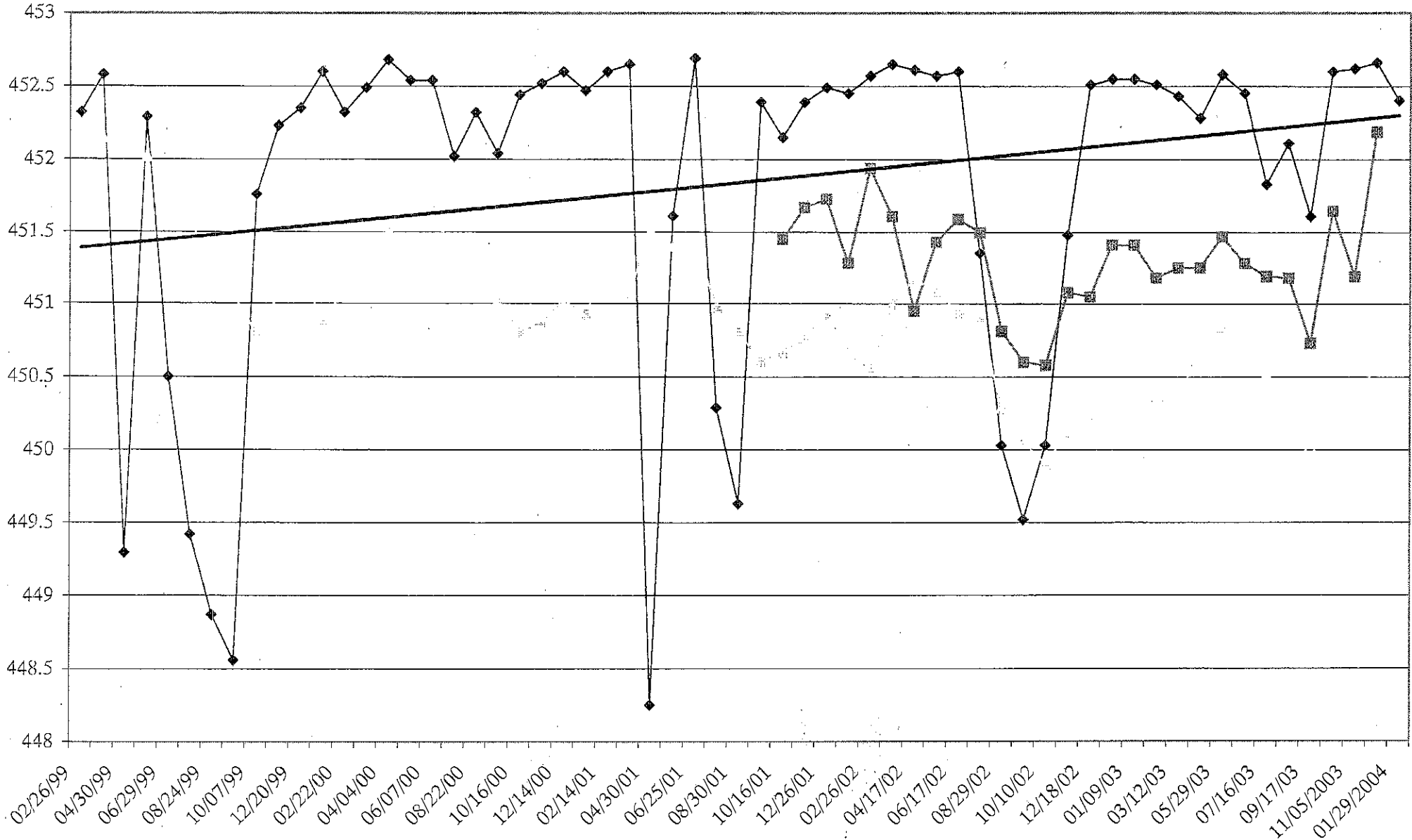
# MW-7S Ground Water Elevations

- MW-7S
- MW-10
- MW-12
- Linear (MW-7S)

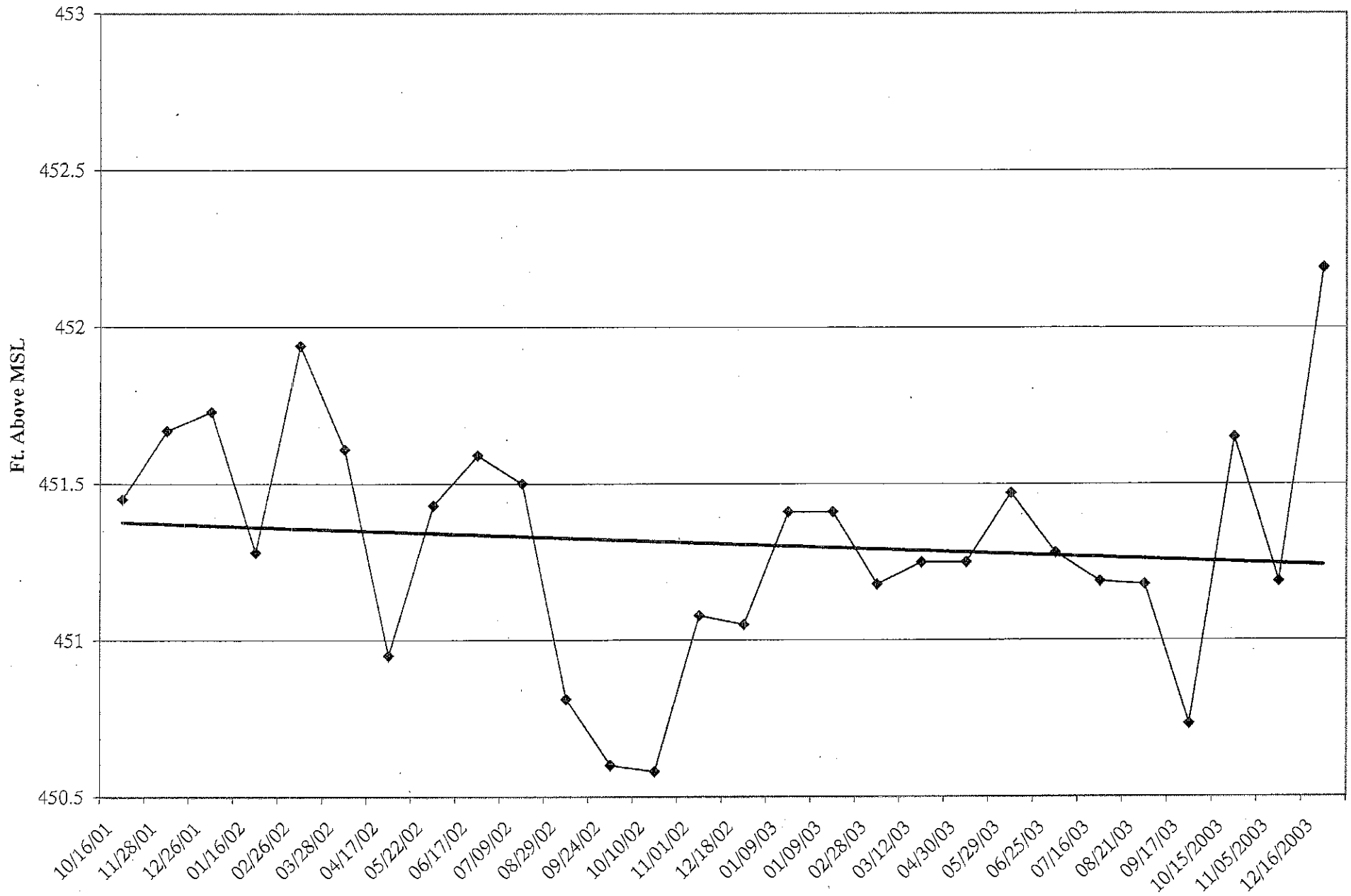


# MW-9S Ground Water Elevations

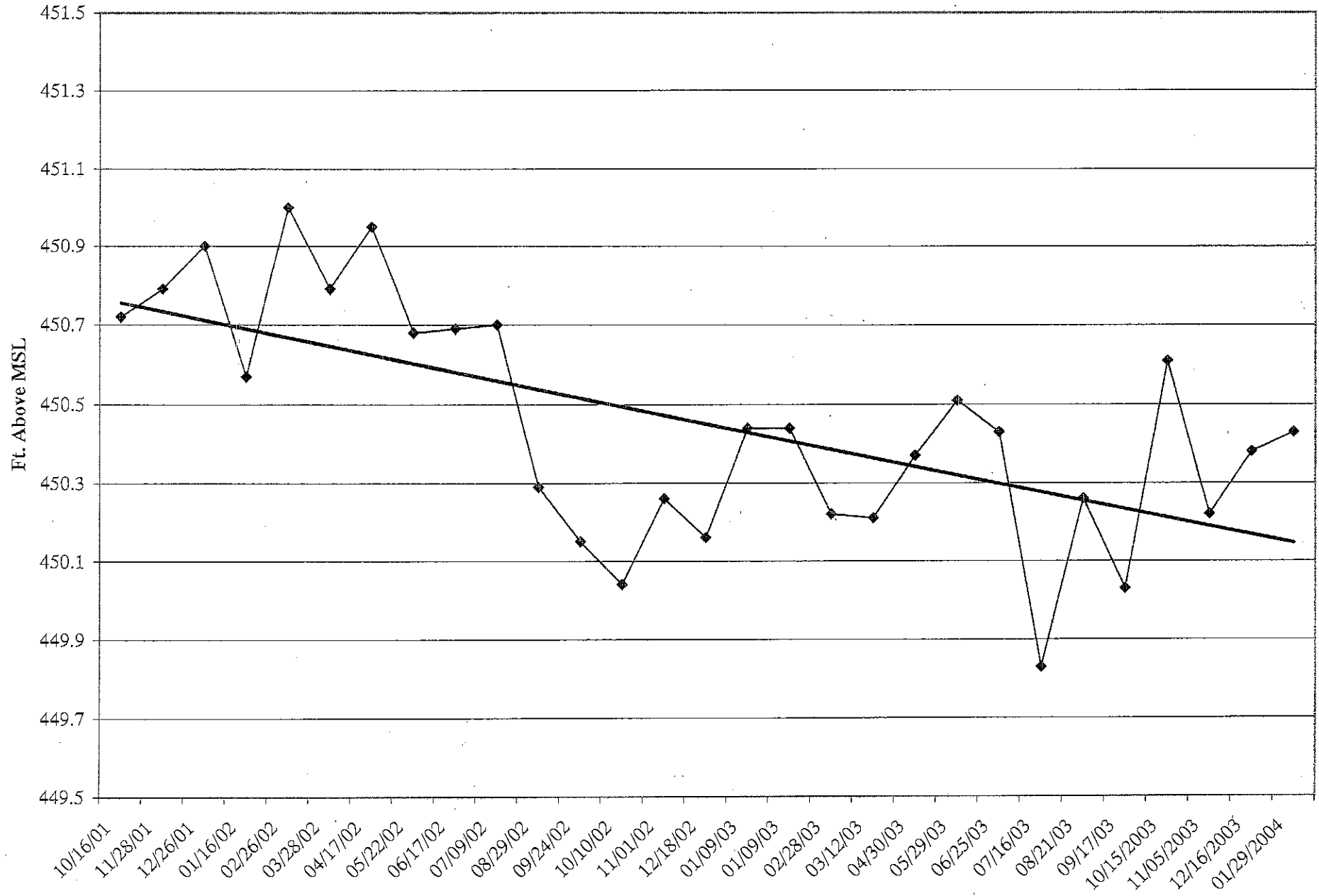
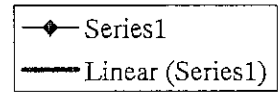
- MW-9S
- MW-10
- MW-12
- Linear (MW-9S)



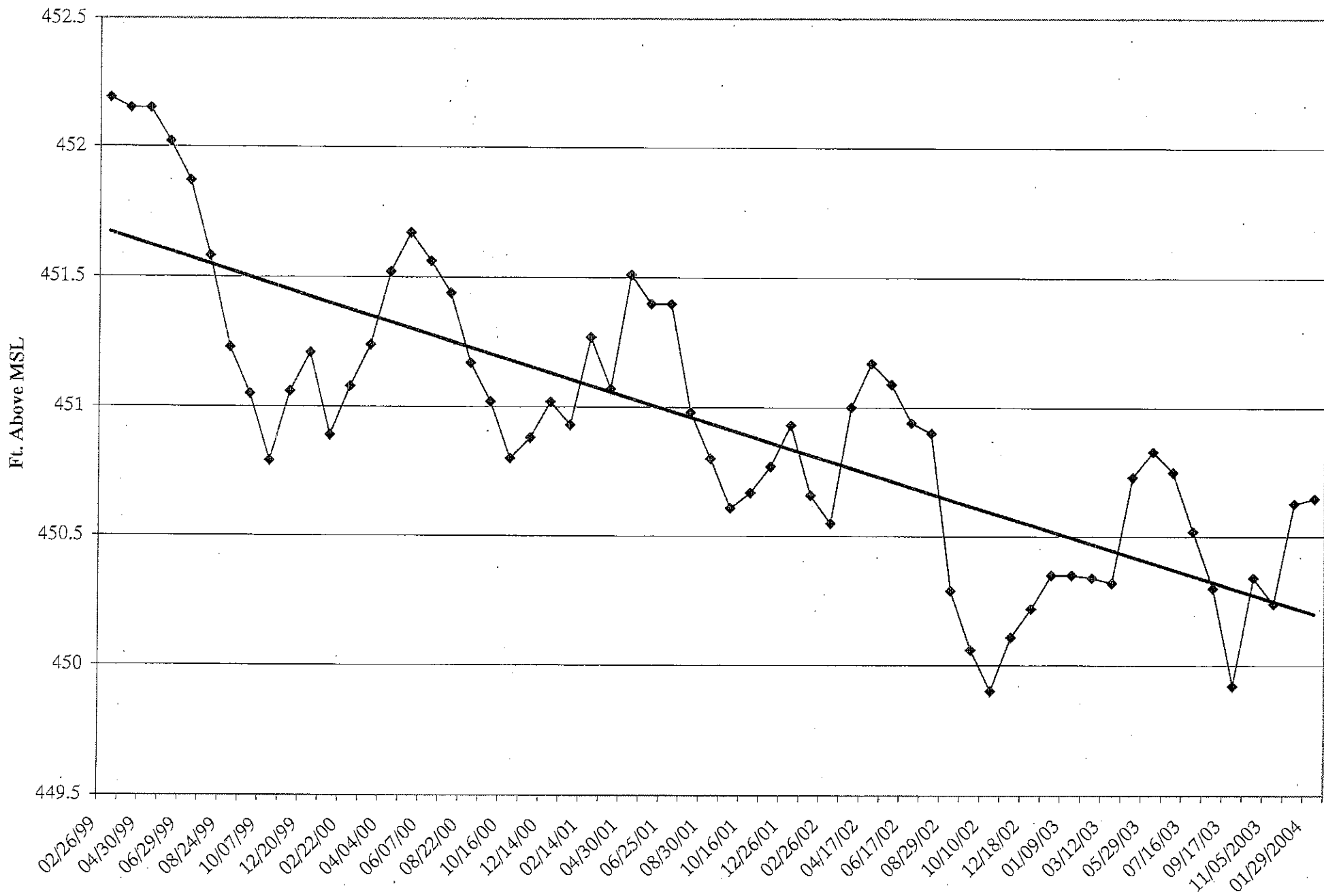
Leachate Well MW-10 Water Elevations



Leachate Well MW-11 Water Elevations



Leachate Well MW-12 Water Elevations



TANNERY ROAD LANDFILL, ROME, NY  
INSPECTION CHECKLIST

Date & Time: 2/22/03 9:10

Inspector: Brent Zimmer

Weather: Sunny 32°

GENERAL INSPECTION - To Be Completed Monthly

Notes Problems

General Site Condition:

Gates - condition and locks for inner & outer gates: OK

Access Road - surface/paving/snow OK

Overall appearance (trash/litter) OK

Pump Station at Tannery Road:

Condition: OK

Pump #1 Hours: 33629

Pump #2 Hours: 29061

Leachate Collection System:

Panel - note conditions and any alarms: OK None

Autodialer - test OK Not Performed

Totallizers (on Panel display at Tannery Rd)

RW-1 3499632

RW-3 3614726

RW-2 5318933

RW-4 442660

Panel/Wells on Landfill

Manholes along road - general condition, erosion, overflows OK

Pump Well No's 1, 2, 3 & 4 - Well head condition/integrity OK

Meter Pit - open lid, check heater, leaks, etc. OK

Panel note conditions and any alarms: OK None

Totallizers (in meter pit)

RW-1 37182

RW-3 17202

RW-2 64317

RW-4 9531

Hour Meters

RW-1 102467

RW-3 227092

RW-2 108370

RW-4 63576

Landfill Cover Inspection

Leachate seeps: Any new seeps NO

If YES, describe: \_\_\_\_\_

Western seep condition: Some covered 2'

\_\_\_\_\_

North seep condition: \_\_\_\_\_

\_\_\_\_\_

Gas vents - general condition OK

- Unusual odors, list vents/describe. None

\_\_\_\_\_

Flares ignited OK One

Perimeter fence OK

Erosion/animal burrows NO

If YES, describe: \_\_\_\_\_

1.55

TANNERY ROAD LANDFILL, ROME, NY  
INSPECTION CHECKLIST

Date & Time: 2/26/03 9:10 Inspector: Brent Zimmer

Monitoring Well Water Level Data

WELL No	Measure Pt Elev.	Depth to Water (ft)	Groundwater Elevation (ft)	Well Condition
MW - 1S	449.59	5.04	444.58	Good
MW - 2S	459.44	6.84	452.6	Good
MW - 3S	456.4	-	-	Frozen
MW - 4S	456.19	3.85	452.34	Good
MW - 5S	457.15	4.39	452.76	Good
MW - 7S	452.25	8.46	443.79	Good
MW - 9S	456.38	3.87	452.51	Good
MW - 10	486.3	35.12	451.18	Good
MW - 11	502.4	52.18	450.22	Good
MW - 12	483.11	32.77	450.34	Good
PZ - 1*	454.37	6.18	448.19	Good

NOTES:

ON  
 OFF

Ignited Flares: Yes / No

OFF

ON

OFF

OFF

OFF

OFF

OFF





Date & Time: 3/26/03 9:00

Inspector: Brent Zimmer Ed Fahrenkopf

Weather: Snow/sleet

GENERAL INSPECTION - To Be Completed Monthly

General Site Condition:

Gates - condition and locks for inner & outer gates:  
Access Road - surface/paving/snow  
Overall appearance (trash/litter)

OK  
OK Snow Drifts  
OK

Notes Problems

Pump Station at Tannery Road:

Pump #1 Hours: 33898

Condition: OK  
Pump #2 Hours: 29284

Leachate Collection System:

Panel - note conditions and any alarms: OK Call RW-4

Autodialer - test

OK Not performed

Totallizers (on Panel display at Tannery Rd)

RW-1 3515205

RW-3 3632518

RW-2 535261

RW-4 442660

Panel/Wells on Landfill

Manholes along road - general condition, erosion, overflows

OK

Pump Well No's 1, 2, 3 & 4 - Well head condition/integrity

OK

Meter Pit - open lid, check heater, leaks, etc.

OK Some water

Panel note conditions and any alarms: OK None

Totallizers (in meter pit)

RW-1 37338

RW-3 17381

RW-2 64650

RW-4 9983

Hour Meters

RW-1 102870

RW-3 229983

RW-2 108859

RW-4 66467

Landfill Cover Inspection

Leachate seeps Any new seeps NO

If YES, describe: \_\_\_\_\_

Western seep condition: OK

North seep condition: OK

Gas vents - general condition

OK

- Unusual odors, list vents/describe. None

Flares ignited

OK None

Perimeter fence

OK

Erosion/animal burrows NO

If YES, describe: \_\_\_\_\_

TANNERY ROAD LANDFILL, ROME, NY  
INSPECTION CHECKLIST

Date & Time: 3/12/03 9:00 Inspector: Brent Zimmer Ed Fahrenkopf

Monitoring Well Water Level Data

<u>WELL No</u>	<u>Measure Pt Elev.</u>	<u>Depth to Water (ft)</u>	<u>Groundwater Elevation (ft)</u>	<u>Well Condition</u>
MW - 1S	449.59	<u>5.17</u>	<u>444.42</u>	<u>Good</u>
MW - 2S	459.44	<u>7.29</u>	<u>452.15</u>	<u>Good</u>
MW - 3S	456.4	<u>—</u>	<u>—</u>	<u>Frozen</u>
MW - 4S	456.19	<u>3.91</u>	<u>452.28</u>	<u>Good</u>
MW - 5S	457.15	<u>4.60</u>	<u>452.55</u>	<u>Good</u>
MW - 7S	452.25	<u>8.53</u>	<u>443.72</u>	<u>Good</u>
MW - 9S	456.38	<u>3.95</u>	<u>452.43</u>	<u>Good</u>
MW - 10	486.3	<u>35.05</u>	<u>451.25</u>	<u>Good</u>
MW - 11	502.4	<u>52.19</u>	<u>450.21</u>	<u>Good</u>
MW - 12	483.11	<u>32.79</u>	<u>450.32</u>	<u>Good</u>
PZ - 1*	454.37	<u>6.53</u>	<u>447.84</u>	<u>Good</u>

NOTES:  Yes Ignited Flares: Yes / No

No

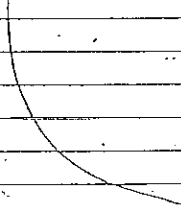
No

No

No

No

No





TANNERY ROAD LANDFILL, ROME, NY  
INSPECTION CHECKLIST

Date & Time: 4/30/03

Inspector: EGT

Weather: Mostly Sunny 40°F

GENERAL INSPECTION - To Be Completed Monthly

General Site Condition:

Gates - condition and locks for inner & outer gates:

Access Road - surface/paving/snow

Overall appearance (trash/litter)

OK

OK

OK

Notes Problems

Pump Station at Tannery Road:

Condition: OK

Pump #1 Hours: 35123

Pump #2 Hours: 30304

Leachate Collection System:

Panel - note conditions and any alarms: OK

Panel/Wells on Landfill

Manholes along road - general condition, erosion, overflows

Pump Well No's 1, 2, 3 & 4 - Well head condition/integrity

Meter Pit - open lid, check heater, leaks, etc.

Panel note conditions and any alarms: OK

OK

OK

OK

Totallizers (In meter pit)

RW-1 3798200

RW-3 1823000

RW-2 6606800

RW-4 1207200

Hour Meters

RW-1 104531

RW-3 240539

RW-2 110859

RW-4 78284

Landfill Cover Inspection

Leachate seeps Any new seeps NO

If YES, describe: \_\_\_\_\_

Western seep condition: NO seep

\_\_\_\_\_

North seep condition: NO seep

\_\_\_\_\_

Gas vents - general condition

OK

- Unusual odors, list vents/describe.

Flares ignited

OK

Perimeter fence

OK Except man gates

Erosion/animal burrows NO

If YES, describe: \_\_\_\_\_

TANNERY ROAD LANDFILL, ROME, NY  
INSPECTION CHECKLIST

Date & Time: 5/29/03

Inspector: Ed Fahrenkopf

Weather: Cloudy 55°

GENERAL INSPECTION - To Be Completed Monthly

General Site Condition:

Notes Problems

Gates - condition and locks for inner & outer gates: OK OK

Access Road - surface/paving/snow OK OK

Overall appearance (trash/litter) OK OK

Pump Station at Tannery Road:

Condition: OK OK

Pump #1 Hours: 035833

Pump #2 Hours: 030886

Leachate Collection System:

Panel - note conditions and any alarms: OK NONE

Panel/Wells on Landfill

Manholes along road - general condition, erosion, overflows OK OK

Pump Well No's 1, 2, 3 & 4 - Well head condition/integrity OK OK

Meter Pit - open lid, check heater, leaks, etc. OK OK

Panel note conditions and any alarms: OK NONE

Totallizers (in meter pit)

RW-1 2835400

RW-3 1894100

RW-2 6680900

RW-4 1405100

Hour Meters

RW-1 105498

RW-3 249369

RW-2 112042

RW-4 085168

Landfill Cover Inspection

Leachate seeps Any new seeps NO If YES, describe: \_\_\_\_\_

Western seep condition: Minor seepage observed

North seep condition: no change still present

Gas vents - general condition OK OK

- Unusual odors, list vents/describe. NONE

Flares ignited NO OK NO Flares ignited

Perimeter fence OK except man gates OK \_\_\_\_\_

Erosion/animal burrows NO If YES, describe: \_\_\_\_\_

Small erosion south side at fence west end constructed wetland

TANNERY ROAD LANDFILL, ROME, NY  
INSPECTION CHECKLIST

Date & Time: 5/29/03 Inspector: EGF

**Monitoring Well Water Level Data**

WELL No	Measure Pt Elev.	Depth to Water (ft)	Groundwater Elevation (ft)	Well Condition
MW - 1S	449.59	<u>4.49</u>	<u>445.1</u>	<u>OK</u>
MW - 2S	459.44	<u>6.39</u>	<u>453.05</u>	<u>OK</u>
MW - 3S	456.4	<u>3.46</u>	<u>452.94</u>	<u>OK</u>
MW - 4S	456.19	<u>3.70</u>	<u>452.49</u>	<u>OK</u>
MW - 5S	457.15	<u>4.21</u>	<u>452.94</u>	<u>OK</u>
MW - 7S	452.25	<u>7.46</u>	<u>444.79</u>	<u>OK</u>
MW - 9S	456.38	<u>3.80</u>	<u>452.58</u>	<u>OK</u>
MW - 10	486.3	<u>24.83</u>	<u>451.47</u>	<u>OK</u>
MW - 11	502.4	<u>57.89</u>	<u>450.51</u>	<u>OK</u>
MW - 12	483.11	<u>22.28</u>	<u>450.83</u>	<u>OK</u>
PZ - 1*	452	<u>5.68</u>	<u>446.32</u>	<u>OK</u>

\* PZ-1 elevation needs to be surveyed, elevation is estimated.

NOTES:

MW-7A	7.45		
MW-1A	5.10		
MW-2A	6.61		
MW-20E	14.04	70 =	62.34
MW-2E	7.64		
MW-4P	4.54		
MW-4D	4.33		
MW-5D	4.19		

No Flares were ignited.

Note small seep North side LF at fence  $\frac{1}{2}$  way between MW-2 & MW-3.

TANNERY ROAD LANDFILL, ROME, NY  
INSPECTION CHECKLIST

Date & Time: 6/25/03

Inspector: GEF

Weather: Sunny 85°F

GENERAL INSPECTION - To Be Completed Monthly

General Site Condition:

Gates - condition and locks for inner & outer gates:	OK	<u>✓</u>
Access Road - surface/paving/snow	OK	<u>✓</u>
Overall appearance (trash/litter)	OK	<u>✓</u>

Pump Station at Tannery Road:

Condition: OK ✓

Pump #1 Hours: 036513 Pump #2 Hours: 031453

Leachate Collection System:

Panel - note conditions and any alarms: OK None

Panel/Wells on Landfill

Manholes along road - general condition, erosion, overflows	OK	<u>X</u>
Pump Well No's 1, 2, 3 & 4 - Well head condition/integrity	OK	<u>X</u>
Meter Pit - open lid, check heater, leaks, etc.	OK	<u>X</u>

Panel note conditions and any alarms: OK None

Totalizers (in meter pit)

RW-1 3870700 RW-3 1934300

RW-2 6755600 RW-4 1582100

Hour Meters

RW-1 106402 RW-3 253865

RW-2 113162 RW-4 091690

Landfill Cover Inspection

Leachate seeps Any new seeps NO If YES, describe: \_\_\_\_\_

Western seep condition: \_\_\_\_\_

North seep condition: \_\_\_\_\_

Gas vents - general condition OK X

- Unusual odors, list vents/describe. \_\_\_\_\_

Flares ignited OK NO

Perimeter fence OK except man gate,

Erosion/animal burrows NO (If YES) describe: \_\_\_\_\_

Small erosion South east area near south end of wetland.

TANNERY ROAD LANDFILL, ROME, NY  
INSPECTION CHECKLIST

Date & Time: 6/25/03

Inspector: GLD

Monitoring Well Water Level Data

<u>WELL No</u>	<u>Measure Pt Elev.</u>	<u>Depth to Water (ft)</u>	<u>Groundwater Elevation (ft)</u>	<u>Well Condition</u>
MW - 1S	449.59	<u>5.25</u>		
MW - 2S	459.44	<u>7.29</u>		
MW - 3S	456.4	<u>2.81</u>		
MW - 4S	456.19	<u>3.87</u>		
MW - 5S	457.15	<u>4.70</u>		
MW - 7S	452.25	<u>7.71</u>		
MW - 9S	456.38	<u>3.93</u>		
MW - 10	486.3	<u>35.02</u>		
MW - 11	502.4	<u>51.97</u>		
MW - 12	483.11	<u>32.36</u>		
PZ - 1*	452	<u>6.60</u>		

\* PZ-1 elevation needs to be surveyed, elevation is estimated.

NOTES:

MW-1A 5.77  
MW-2D 7.41  
MW-4D 4.56  
MW-5D 4.72  
MW-7D 7.88



TANNERY ROAD LANDFILL, ROME, NY  
INSPECTION CHECKLIST

Date & Time: 7/16/03

Inspector: EDF

Weather: Mostly cloudy, humid, 93°F

GENERAL INSPECTION - To Be Completed Monthly

General Site Condition:

Notes Problems

Gates - condition and locks for inner & outer gates:	OK	<input checked="" type="checkbox"/>
Access Road - surface/paving/snow	OK	<input checked="" type="checkbox"/>
Overall appearance (trash/litter)	OK	<input checked="" type="checkbox"/>

Pump Station at Tannery Road:

Condition: OK

Pump #1 Hours: 027008 Pump #2 Hours: 031863

Leachate Collection System:

Panel - note conditions and any alarms: OK NONE

Panel/Wells on Landfill

Manholes along road - general condition, erosion, overflows	OK	<input checked="" type="checkbox"/>
Pump Well No's 1, 2, 3 & 4 - Well head condition/integrity	OK	<input checked="" type="checkbox"/>
Meter Pit - open lid, check heater, leaks, etc.	OK	<input checked="" type="checkbox"/>

Panel note conditions and any alarms: OK NONE

Totallizers (in meter pit)

RW-1 3897100 RW-3 1959400

RW-2 6812100 RW-4 1703600

Hour Meters

RW-1 107085 RW-3 258842

RW-2 114033 RW-4 096657

Landfill Cover Inspection

Leachate seeps Any new seeps NO If YES, describe: \_\_\_\_\_

Western seep condition: No seep or discolored staining

North seep condition: Seep present outside levee at tree line

Gas vents - general condition OK

- Unusual odors, list vents/describe. NONE

Flares ignited NO OK None lite

Perimeter fence OK except main gates

Erosion/animal burrows NO If YES, describe: \_\_\_\_\_

Burrow north of MW-11

TANNERY ROAD LANDFILL, ROME, NY  
INSPECTION CHECKLIST

Date & Time: 7/14/03 Inspector: ELF

Monitoring Well Water Level Data

<u>WELL No</u>	<u>Measure Pt Elev.</u>	<u>Depth to Water (ft)</u>	<u>Groundwater Elevation (ft)</u>	<u>Well Condition</u>
MW - 1S	449.59	<u>6.75</u>		
MW - 2S	459.44	<u>9.06</u>		
MW - 3S	456.4	<u>4.66</u>		
MW - 4S	456.19	<u>4.60</u>		
MW - 5S	457.15	<u>5.79</u>		
MW - 7S	452.25	<u>8.92</u>		<u>OK</u>
MW - 9S	456.38	<u>4.55</u>		
MW - 10	486.3	<u>35.11</u>		
MW - 11	502.4	<u>52.57</u>		
MW - 12	483.11	<u>22.59</u>		
PZ - 1*	452	<u>8.14</u>		<u>OK</u>

\* PZ-1 elevation needs to be surveyed, elevation is estimated.

**NOTES:**

- MW 7D 9.05
- MW-1D 7.21
- MW-2D 8.93
- MW-4D 5.42
- MW-4EP 5.53
- MW-5D 5.90

TANNERY ROAD LANDFILL, ROME, NY  
INSPECTION CHECKLIST

Date & Time: 8/21/03

Inspector: Ed Fahrenkopf  
Weather: Sunny 75° F

GENERAL INSPECTION - To Be Completed Monthly

General Site Condition:

Gates - condition and locks for inner & outer gates:	OK	<u>✓</u>
Access Road - surface/paving/snow	OK	<u>✓</u>
Overall appearance (trash/litter)	OK	<u>✓</u>

Pump Station at Tannery Road:

Pump #1 Hours: 039646 Condition: OK ✓  
Pump #2 Hours: 032388

Leachate Collection System:

Panel - note conditions and any alarms: OK NONE

Panel/Wells on Landfill

Manholes along road - general condition, erosion, overflows	OK	<u>✓</u>
Pump Well No's 1, 2, 3 & 4 - Well head condition/integrity	OK	<u>✓</u>
Meter Pit - open lid, check heater, leaks, etc.	OK	<u>✓</u>
Panel note conditions and any alarms:	OK	<u>NONE</u>

Totallizers (in meter pit)

RW-1 <u>3942300</u>	RW-3 <u>1961400</u>
RW-2 <u>6906600</u>	RW-4 <u>1808100</u>
Hour Meters	
RW-1 <u>108412</u>	RW-3 <u>266161</u>
RW-2 <u>115502</u>	RW-4 <u>105247</u>

Landfill Cover Inspection

Leachate seeps Any new seeps NO If YES, describe: \_\_\_\_\_  
Western seep condition: dry  
North seep condition: slight

Gas vents - general condition OK  
- Unusual odors, list vents/describe. - Gas odors

Flares ignited #8 YES OK

Perimeter fence OK EXCEPT MAN-GATES

Erosion/animal burrows .. NO so .. If YES, describe: South fence near west end constructed wetland



TANNERY ROAD LANDFILL, ROME, NY  
INSPECTION CHECKLIST

Date & Time: 9/17/03

Inspector: ELF

Weather: Sunny 60°F

GENERAL INSPECTION - To Be Completed Monthly

General Site Condition:

Gates - condition and locks for inner & outer gates:

OK ✓

Access Road - surface/paving/snow

OK ✓

Overall appearance (trash/litter)

OK ✓

Pump Station at Tannery Road:

Condition:  OK ✓

Pump #1 Hours: 032131

Pump #2 Hours: 032351

Leachate Collection System:

Panel - note conditions and any alarms:  OK None

Panel/Wells on Landfill

Manholes along road - general condition, erosion, overflows

OK ✓

Pump Well No's 1, 2, 3 & 4 - Well head condition/integrity

OK ✓

Meter Pit - open lid, check heater, leaks, etc.

OK ✓

Panel note conditions and any alarms:  OK None

*Hour meters*

Totalizers (in meter pit)

RW-1 109348

RW-3 261744

RW-2 116615

RW-4 111713

*Totalizer*

Hour Meters

RW-1 3975400

RW-3 1995900

RW-2 6977300

RW-4 1838600

Landfill Cover Inspection

Leachate seeps Any new seeps  NO

If YES, describe: \_\_\_\_\_

Western seep condition: not apparent

North seep condition: no change - iron staining outside fence

Gas vents - general condition

OK ✓

- Unusual odors, list vents/describe: no

Flares ignited

OK - None ignited

Perimeter fence

OK Except area gates

Erosion/animal burrows NO

If YES, describe: \_\_\_\_\_

Erosion along fence southeastern section landfill adjacent to wetland area



TANNERY ROAD LANDFILL, ROME, NY  
INSPECTION CHECKLIST

Date & Time: October 15, 2003

Inspector: Ed F

Weather: Light Rain

GENERAL INSPECTION - To Be Completed Monthly

General Site Condition:

Notes Problems

Gates - condition and locks for inner & outer gates:	OK	<u>OK</u>
Access Road - surface/paving/snow	OK	<u>OK</u>
Overall appearance (trash/litter)	OK	<u>OK</u>

Pump Station at Tannery Road:

Condition: OK OK

Pump #1 Hours: 38672 Pump #2 Hours: 33161

Leachate Collection System:

Panel - note conditions and any alarms: OK NONE

Panel/Wells on Landfill

Manholes along road - general condition, erosion, overflows	OK	<u>OK</u>
Pump Well No's 1, 2, 3 & 4 - Well head condition/integrity	OK	<u>OK</u>
Meter Pit - open lid, check heater, leaks, etc.	OK	<u>OK</u>
Panel note conditions and any alarms: OK		<u>OK</u>

Totallizers (in meter pit)

RW-1	<u>4009300</u>	RW-3	<u>2028100</u>
RW-2	<u>7050400</u>	RW-4	<u>1231800</u>

Hour Meters

RW-1	<u>110345</u>	RW-3	<u>263404</u>
RW-2	<u>119769</u>	RW-4	<u>112404</u>

Landfill Cover Inspection

Leachate seeps Any new seeps NO If YES, describe:

Western seep condition: Not present

North seep condition: NO change

Gas vents - general condition OK NONE

- Unusual odors, list vents/describe.

Flares ignited OK All except one

Perimeter fence OK

Erosion/animal burrows NO If YES, describe: two wood chuck holes

between shed & MW-10.

Flares  shed

off  
off

TANNERY ROAD LANDFILL, ROME, NY  
INSPECTION CHECKLIST

Date & Time: 10/15/03 Inspector: edf

Monitoring Well Water Level Data

<u>WELL No</u>	<u>Measure Pt Elev.</u>	<u>Depth to Water (ft)</u>	<u>Groundwater Elevation (ft)</u>	<u>Well Condition</u>
MW - 1S	449.59	<u>6.10</u>		
MW - 2S	459.44	<u>7.78</u>		
MW - 3S	456.4	<u>3.38</u>		
MW - 4S	456.19	<u>3.95</u>		
MW - 5S	457.15	<u>4.66</u>		
MW - 7S	452.25	<u>9.91</u>		
MW - 9S	456.38	<u>3.78</u>		
MW - 10	486.3	<u>24.65</u>		
MW - 11	502.4	<u>51.79</u>		
MW - 12	483.11	<u>22.77</u>		
PZ - 1*	452	<u>9.77</u>		

\* PZ-1 elevation needs to be surveyed, elevation is estimated.

NOTES:

<u>20</u>	<u>9.40</u>
<u>70</u>	<u>9.73</u>
<u>10</u>	<u>6.77</u>
<u>50</u>	<u>5.20</u>
<u>40</u>	<u>4.85</u>



TANNERY ROAD LANDFILL, ROME, NY  
INSPECTION CHECKLIST

Date & Time: 11/5/03 10:00

Inspector: Brent Zimmer  
Weather: Overcast cool

GENERAL INSPECTION - To Be Completed Monthly

General Site Condition:

Notes Problems

Gates - condition and locks for inner & outer gates: OK  
Access Road - surface/paving/snow OK  
Overall appearance (trash/litter) OK

Pump Station at Tannery Road:

Condition: OK

Pump #1 Hours: 39178 Pump #2 Hours: 33547

Leachate Collection System:

Panel - note conditions and any alarms: OK None

Panel/Wells on Landfill

Manholes along road - general condition, erosion, overflows OK  
Pump Well No's 1, 2, 3 & 4 - Well head condition/integrity OK  
Meter Pit - open lid, check heater, leaks, etc. OK  
Panel note conditions and any alarms: OK None

Totallizers (in meter pit) x100

RW-1 40348 RW-3 20660  
RW-2 71061 RW-4 19240

Hour Meters

RW-1 111095 RW-3 273464  
RW-2 118645 RW-4 123434

Landfill Cover Inspection

Leachate seeps Any new seeps NO If YES, describe: \_\_\_\_\_  
Western seep condition: Good  
North seep condition: Good


Gas vents - general condition OK All ok except one, see below  
- Unusual odors, list vents/describe. None

Flares ignited OK

Perimeter fence OK

Erosion/animal burrows NO If YES, describe: two wood chuck holes  
on the way to MW-10 from the pump shed

Gas Vents  shed



TANNERY ROAD LANDFILL, ROME, NY  
INSPECTION CHECKLIST

Date & Time: 11/5/03 10:00 Inspector: Brent Zimmer

Monitoring Well Water Level Data

<u>WELL No</u>	<u>Measure Pt Elev.</u>	<u>Depth to Water (ft)</u>	<u>Groundwater Elevation (ft)</u>	<u>Well Condition</u>
MW - 1S	449.59	<u>4.87</u>	<u>444.72</u>	<u>Good</u>
MW - 2S	459.44	<u>6.54</u>	<u>452.90</u>	<u>Good</u>
MW - 3S	456.4	<u>3.51</u>	<u>452.89</u>	<u>Good</u>
MW - 4S	456.19	<u>3.83</u>	<u>452.36</u>	<u>No logs Good</u>
MW - 5S	457.15	<u>4.36</u>	<u>452.79</u>	<u>Good</u>
MW - 7S	452.25	<u>8.44</u>	<u>443.81</u>	<u>Good</u>
MW - 9S	456.38	<u>3.76</u>	<u>452.62</u>	<u>Good</u>
MW - 10	486.3	<u>35.11</u>	<u>451.19</u>	<u>Good</u>
MW - 11	502.4	<u>52.18</u>	<u>450.22</u>	<u>Good</u>
MW - 12	483.11	<u>32.87</u>	<u>450.24</u>	<u>Good</u>
PZ - 1*	452	<u>5.88</u>	<u>446.12</u>	<u>Good</u>

\* PZ-1 elevation needs to be surveyed, elevation is estimated.

NOTES:

---



---



---



---



---



---



---



---



---



---



TANNERY ROAD LANDFILL, ROME, NY  
INSPECTION CHECKLIST

Date & Time: 12/14/03 Inspector: WEP

Monitoring Well Water Level Data

WELL No	Measure Pt Elev.	Depth to Water (ft)	Groundwater Elevation (ft)	Well Condition	
MW - 1S	449.59	4.86		OK	
MW - 2S	459.44	6.71			
MW - 3S	456.4	3.60			
MW - 4S	456.19	3.81			
MW - 5S	457.15	<del>4.16</del> 4.16			
MW - 7S	452.25	7.81			
MW - 9S	456.38	3.72			
MW - 10	486.3	34.41			
MW - 11	502.4	12.02			
MW - 12	483.11	32.48			
PZ - 1*	452	5.81			✓

\* PZ-1 elevation needs to be surveyed, elevation is estimated.

NOTES:

MW-2D 6.89  
 MW-5A 4.51  
 MW-4D 4.50  
 MW-1D 5.22

Flares = Not lite

TANNERY ROAD LANDFILL, ROME, NY  
INSPECTION CHECKLIST

Date & Time: 1/29/04 8:00

Inspector: Brent Zimmer

Weather: Snow, Cold, Windy

GENERAL INSPECTION - To Be Completed Monthly

General Site Condition:

Notes Problems

Gates - condition and locks for inner & outer gates: OK Broken Gate Hinges  
Access Road - surface/paving/snow OK 18" snow  
Overall appearance-(trash/litter) OK Covered with snow

Pump Station at Tannery Road:

Condition: OK

Pump #1 Hours: 4135.6 Pump #2 Hours: 3522.5

Leachate Collection System:

Panel - note conditions and any alarms: OK None

Panel/Wells on Landfill

Manholes along road - general condition, erosion, overflows OK Covered with snow  
Pump Well No's 1, 2, 3 & 4 - Well head condition/integrity OK  
Meter Pit - open lid, check heater, leaks, etc. OK  
Panel note conditions and any alarms: OK None

Totallizers (in meter pit) x100

RW-1 41398 RW-3 22528

RW-2 73352 RW-4 22666

Hour Meters

RW-1 114176 RW-3 293761

RW-2 122335 RW-4 143731

Landfill Cover Inspection

Leachate seeps Any new seeps NO If YES, describe: \_\_\_\_\_

Western seep condition: Drifted over

North seep condition: " "

Gas vents - general condition OK All out, Very Windy

- Unusual odors, list vents/describe. None

Flares ignited OK All out, Very Windy

Perimeter fence OK

Erosion/animal burrows NO If YES, describe: \_\_\_\_\_

TANNERY ROAD LANDFILL, ROME, NY  
INSPECTION CHECKLIST

Date & Time: 1/29/04 8:00 Inspector: Brent Zimmer

Monitoring Well Water Level Data

<u>WELL No</u>	<u>Measure Pt Elev.</u>	<u>Depth to Water (ft)</u>	<u>Groundwater Elevation (ft)</u>	<u>Well Condition</u>
MW - 1S	449.59	<u>5.77</u>	<u>443.82</u>	<u>Good</u>
MW - 2S	459.44	<u>8.21</u>	<u>451.23</u>	<u>Good</u>
MW - 3S	456.4	<u>3.97</u>	<u>452.43</u>	<u>Good</u>
MW - 4S	456.19	<u>4.18</u>	<u>452.01</u>	<u>Good</u>
MW - 5S	457.15	<u>5.10</u>	<u>452.05</u>	<u>Good</u>
MW - 7S	452.25	<u>8.31</u>	<u>443.94</u>	<u>Good</u>
MW - 9S	456.38	<u>3.98</u>	<u>452.40</u>	<u>Good</u>
MW - 10	486.3	<u>—</u>	<u>—</u>	<u>Lock siezed up *</u>
MW - 11	502.4	<u>51.97</u>	<u>450.43</u>	<u>Good</u>
MW - 12	483.11	<u>32.46</u>	<u>450.65</u>	<u>Good</u>
PZ - 1*	452	<u>6.95</u>	<u>445.05</u>	<u>Good</u>

\* PZ-1 elevation needs to be surveyed, elevation is estimated.

NOTES: \* MW-10 - the lock siezed up, thought it was froze. So I warmed it up with my hand and tried again. Ended up breaking the key off into well cut the lock off next month.

## FIGURES

MW-9S  
ELEV. 452.43

MW-2PS  
MW-2D  
MW-2S  
ELEV. 452.15

MW-1S  
ELEV. 444.42  
MW-1D

MW-3S  
FROZEN

ELEV. 447.84  
PZ-1

LF-2  
ELEV. 450.32  
MW-12

ELEV. 450.21  
MW-11

ELEV. 452.28  
MW-4S  
MW-4P  
MW-4D

LF-3  
RW-3


MW-10  
ELEV. 451.25

MW-5D  
MW-5S  
ELEV. 452.55

MW-7D  
MW-7S  
ELEV. 443.72

WELL MW-8S APPROX.  
275' SOUTH

GRAPHIC SCALE



LEGEND

- 450 --- EXISTING CONTOURS
- 450 — EXISTING GROUNDWATER CONTOURS
- MW-4S ELEV. 452.28 WELL ELEVATIONS

GROUNDWATER CONTOUR MAP  
DATED: MARCH 2003  
GROUNDWATER TABLE

TANNERY ROAD LANDFILL  
CITY OF ROME, NEW YORK

DELAWARE  
ENGINEERING, P.C.

28 Madison Avenue Extension Albany, New York 12203 Phone 518-452-1200 Fax 518-452-1335

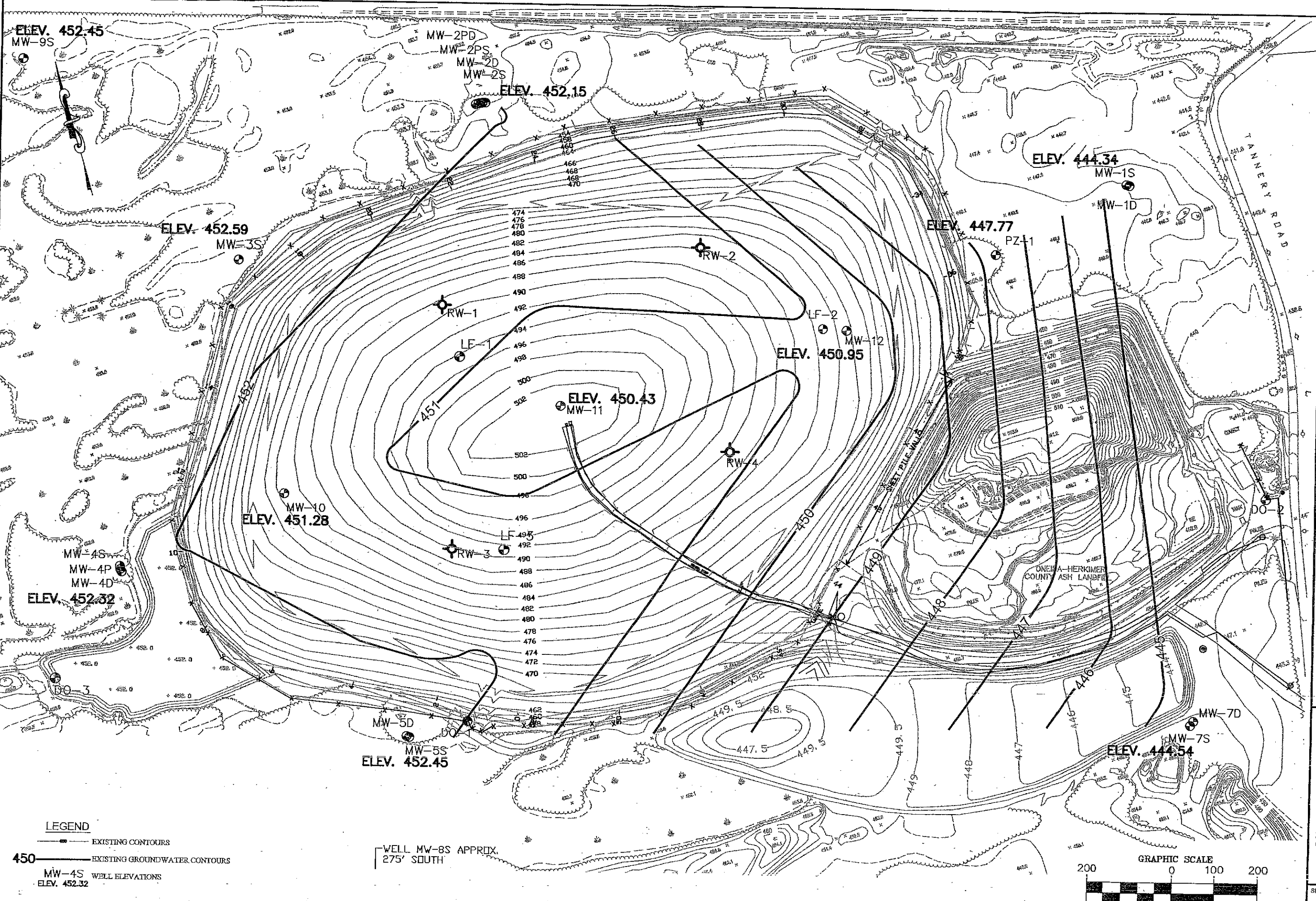
SCALE AS SHOWN  
DATE APRIL 7, 2003  
DRAWN BY KJ  
CHECKED BY  
APPROVED BY EE  
FILENAME  
PROJECT NO.

DRAWING NUMBER 1 SHEET NUMBER OF

FILENAME: GROUNDWATER\_CN\_3\_03.DWG



H:\Users\jrb\Documents\TANNER\GROUNDWATER\GW\_6\_03.dwg 09/02/2003 02:50:22 PM EDT



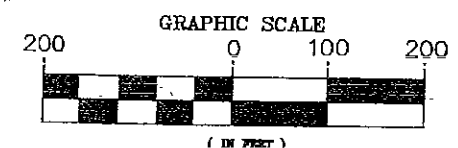
**LEGEND**

— EXISTING CONTOURS

— EXISTING GROUNDWATER CONTOURS

MW-4S WELL ELEVATIONS  
ELEV. 452.32

WELL MW-8S APPROX.  
275' SOUTH



DATE: SEPT. 2, 2003  
 DRAWN BY: KJ  
 SCALE: AS SHOWN  
 REVIEWED BY: EF  
 PROJECT NO.:  
 FILE:

**DELAWARE ENGINEERING, P.C.**  
 CIVIL AND ENVIRONMENTAL ENGINEERING

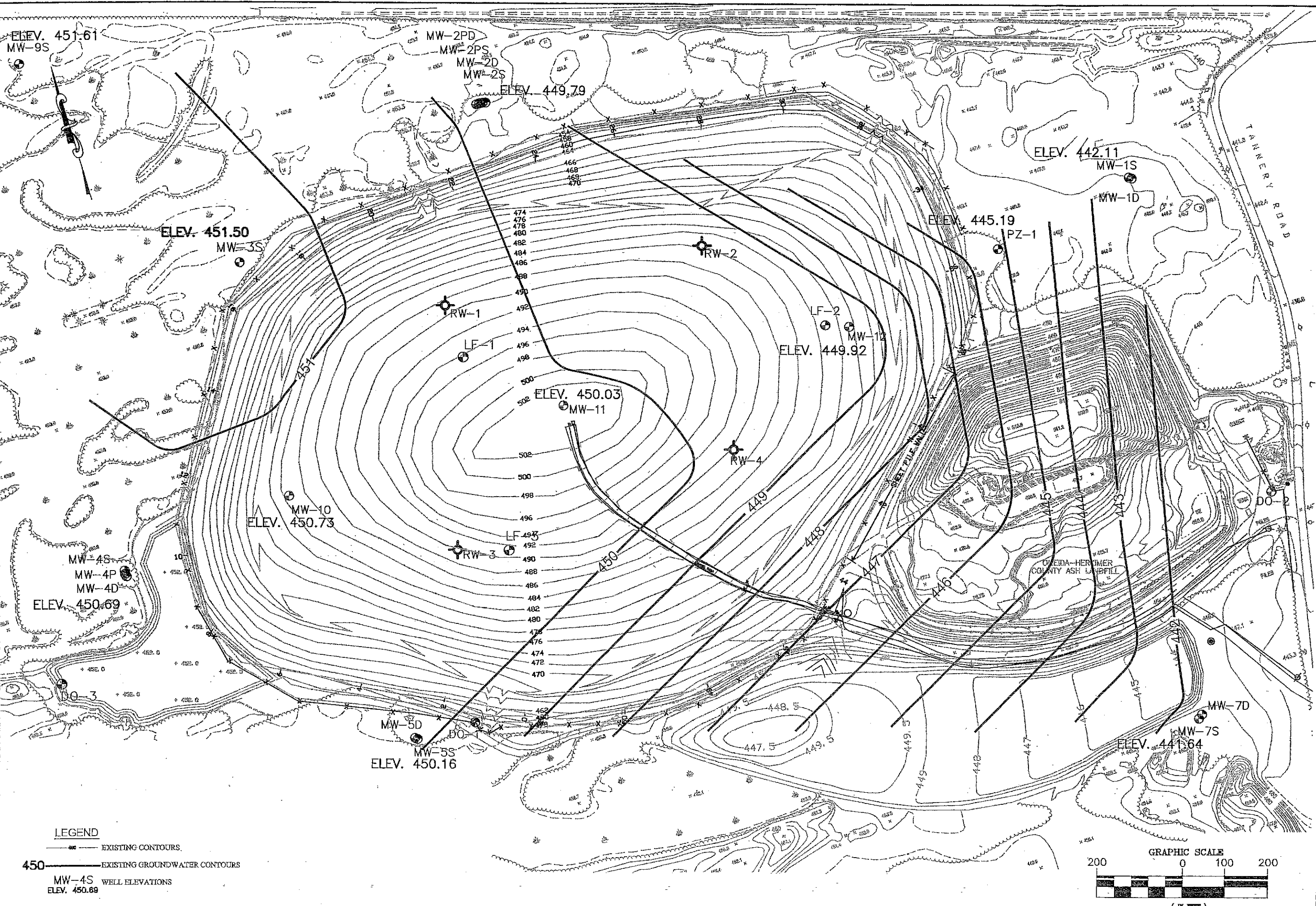
6-2 DIETZ STREET, SUITE 303, ONEONTA, NY 13850 - 607.482.8073  
 25 MADISON AVENUE EXTENSION, ALBANY, NY 12203 - 518.452.1290  
 8 TOWNSEND STREET, WATSON, NY 13898 - 807.865.9234

NO.	DATE	REVISIONS	DESCRIPTION

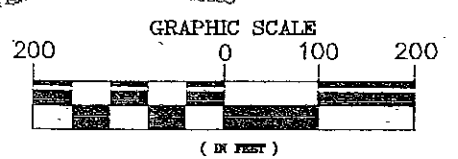
TANNERY ROAD LANDFILL  
 CITY OF ROME, NEW YORK

GROUNDWATER  
 CONTOUR MAP  
 SHALLOW OVERBURDEN  
 DATED: JUNE 2003  
 GROUNDWATER TABLE

H:\Drawings\ROME-TANNERY\GROUNDWATER\GW\_9\_03.dwg 10/14/2003 02:32:56 PM EDT



**LEGEND**  
 --- EXISTING CONTOURS  
 --- EXISTING GROUNDWATER CONTOURS  
 MW-4S WELL ELEVATIONS  
 ELEV. 450.69



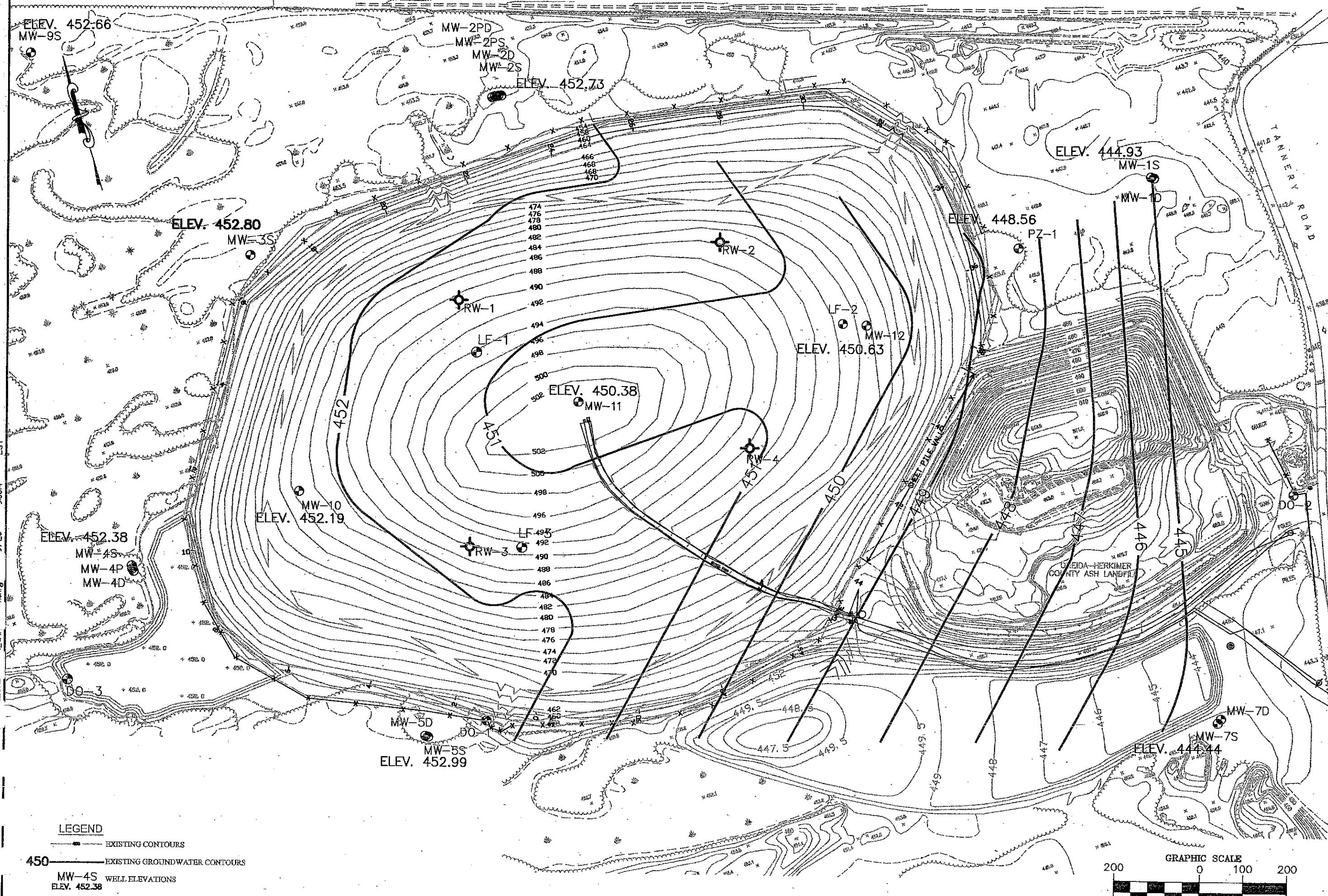
DATE: OCT. 14, 2003  
 DRAWN BY: KJ  
 SCALE: AS SHOWN  
 REVIEWED BY: EF  
 PROJECT NO.:  
 FILE:

**DELAWARE ENGINEERING, P.C.**  
 CIVIL AND ENVIRONMENTAL ENGINEERING  
 8-12 DIETZ STREET, SUITE 303, ONEONTA, NY 13820 - 607.432.8078  
 28 MADISON AVENUE EXTENSION, ALBANY, NY 12203 - 518.482.1290  
 5 TOWNSEND STREET, WALTHAM, NY 13850 - 607.885.9234

NO.	DATE	REVISIONS	DESCRIPTION

TANNERY ROAD LANDFILL  
 CITY OF ROME, NEW YORK

GROUNDWATER  
 CONTOUR MAP  
 SHALLOW OVERBURDEN  
 DATED: SEPTEMBER 2003  
 GROUNDWATER TABLE



ELEV. 452.66  
MW-9S

MW-2PD  
MW-2PS  
MW-2D  
MW-2S  
ELEV. 452.73

ELEV. 444.93  
MW-1S

ELEV. 452.80  
MW-3S

ELEV. 448.56  
PZ-1

ELEV. 450.63  
MW-12

ELEV. 450.38  
MW-11

ELEV. 452.38  
MW-4S  
MW-4P  
MW-4D

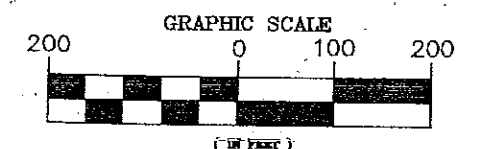
ELEV. 452.19  
MW-10

ELEV. 452.99  
MW-5S

ELEV. 444.44  
MW-7S

MW-7D

**LEGEND**  
 ——— EXISTING CONTOURS  
 ——— EXISTING GROUNDWATER CONTOURS  
 MW-4S WELL ELEVATIONS  
 ELEV. 452.38



DATE: FEB. 16, 2004  
 DRAWN BY: KJ  
 SCALE: AS SHOWN  
 REVIEWED BY: JF  
 PROJECT NO.:  
 FILE:

**DELAWARE ENGINEERING, P.C.**  
 CIVIL AND ENVIRONMENTAL ENGINEERING  
 6-12 DIETZ STREET, SUITE 303, ONEONTA, NY 13820 - 607.432.8773  
 28 MADISON AVENUE EXTENSION, ALBANY, NY 12203 - 518.452.1200  
 6 TOWNSEND STREET, WALTON, NY 13858 - 807.865.9284

REVISIONS	
NO.	DESCRIPTION

TANNERY ROAD LANDFILL  
 CITY OF ROME, NEW YORK

GROUNDWATER  
 CONTOUR MAP  
 SHALLOW OVERBURDEN  
 DATED: DECEMBER 2003  
 GROUNDWATER TABLE

SHEET:  
 1