

**U.S. Army Corps
of Engineers**



Defense Environmental Restoration Program

Installation Execution Plan Fort Drum, New York



FORSCOM

January 1995

17
2/2

FORT DRUM

DEFENSE ENVIRONMENTAL RESTORATION PROGRAM INSTALLATION EXECUTION PLAN

January 1995

17
282
e
e
e

FORT DRUM

DEFENSE ENVIRONMENTAL RESTORATION PROGRAM INSTALLATION EXECUTION PLAN

Table of Contents

LIST OF COST MATRICES v

LIST OF MASTER INSTALLATION EXECUTION SCHEDULES vi

1.0 PURPOSE 1-1

2.0 SCOPE 2-1

3.0 PROJECT ASSIGNMENTS 3-1

4.0 POINTS OF CONTACT 4-1

 4.1 Installation 4-1

 4.2 Regulatory 4-1

 4.3 Executing Agencies 4-1

 4.3.1 Baltimore District 4-1

 4.3.2 Kansas City District 4-1

 4.3.3 New York District 4-1

 4.3.4 North Atlantic Division 4-2

 4.4 MACOM 4-2

 4.5 Army Environmental Center 4-2

5.0 GENERAL POLICIES 5-1

 5.1 Interface With Regulators 5-1

 5.2 Interface With Contractors 5-1

 5.3 Cosigning 1383s 5-1

 5.4 Funding Changes 5-1

 5.5 Revising the DSERTS (RMIS) 5-1

 5.6 Execution Changes 5-1

 5.7 Updating the IEP 5-1

 5.8 Upward Reporting Requirements 5-2

 5.9 Special Support 5-2

 5.9.1 Army IRP/Installation/MACOM Work Plan 5-2

 5.9.2 Installation Action Plan 5-2

4

Table of Contents (Continued)

5.9.3 Public Participation 5-2

5.9.4 Press Relations 5-2

5.9.5 Decision Documents 5-2

5.9.6 Legal Procedures 5-2

5.9.7 NEPA 5-3

5.9.8 Installation Access 5-3

5.9.9 In-Progress Reviews 5-3

5.9.10 Construction Contract Submittal Review 5-3

5.9.11 Scope of Work 5-3

6.0 PROJECT EXECUTION PLANS 6-1

6.1 Site FTD-007 Old Sanitary Landfill 6-1

6.1.1 Project Description 6-1

6.1.2 Execution/Acquisition Strategy 6-1

6.1.3 Current Actions 6-1

6.1.4 Assumptions and Future Actions 6-2

6.2 Site FTD-022 EOD Site (Range 17)l 6-6

6.2.1 Project Description 6-6

6.2.2 Execution/Acquisition Strategy 6-6

6.2.3 Current Actions 6-6

6.2.4 Assumptions and Future Actions 6-6

6.3 Site FTD-024 Explosive Ordnance Disposal Sites (Range 35) 6-9

6.3.1 Project Description 6-9

6.3.2 Execution/Acquisition Strategy 6-9

6.3.3 Current Actions 6-9

6.3.4 Assumptions and Future Actions 6-9

6.4 Site FTD-025 Old Horsford Swimming Pool EOD 6-12

6.4.1 Project Description 6-12

6.4.2 Execution/Acquisition Strategy 6-12

6.4.3 Current Actions 6-12

6.4.4 Assumptions and Future Actions 6-12

6.5 Site FTD-030 Gas Alley 6-15

6.5.1 Project Description 6-15

6.5.2 Execution/Acquisition Strategy 6-15

6.5.3 Current Actions 6-16

Table of Contents (Continued)

6.5.4	Assumptions and Future Actions	6-16
6.6	Site FTD-031 Bldg T91 (UST)	6-21
6.6.1	Project Description	6-21
6.6.2	Execution/Acquisition Strategy	6-21
6.6.3	Current Actions	6-21
6.6.4	Assumptions and Future Actions	6-21
6.7	Site FTD-053 Bldg 2140	6-24
6.7.1	Project Description	6-24
6.7.2	Execution/Acquisition Strategy	6-24
6.7.3	Current Actions	6-24
6.7.4	Assumptions and Future Actions	6-24
6.8	Site FTD-072 NJANG	6-27
6.8.1	Project Description	6-27
6.8.2	Execution/Acquisition Strategy	6-27
6.8.3	Current Actions	6-27
6.8.4	Assumptions and Future Actions	6-27
6.9	Site FTD-074 Bldg P44	6-31
6.9.1	Project Description	6-31
6.9.2	Execution/Acquisition Strategy	6-31
6.9.3	Current Actions	6-31
6.9.4	Assumptions and Future Actions	6-31
6.10	Site FTD-076 Bldg 4002 Pesticide Site	6-34
6.10.1	Project Description	6-34
6.10.2	Execution/Acquisition Strategy	6-34
6.10.3	Current Actions	6-34
6.10.4	Assumptions and Future Actions	6-34
6.11	Site FTD-087 Sage Complex	6-37
6.11.1	Project Description	6-37
6.11.2	Execution/Acquisition Strategy	6-37
6.11.3	Current Actions	6-37
6.11.4	Assumptions and Future Actions	6-37
6.12	Site FTD-088 T-4006 UST	6-40

Table of Contents (Continued)

6.12.1 Project Description 6-40

6.12.2 Execution/Acquisition Strategy 6-40

6.12.3 Current Actions 6-40

6.12.4 Assumptions and Future Actions 6-40

6.13 Site FTD-089 Bldg 1245 UST Contamination 6-42

6.13.1 Project Description 6-42

6.13.2 Execution/Acquisition Strategy 6-42

6.13.3 Current Actions 6-42

6.13.4 Assumptions and Future Actions 6-42

6.14 Site Airfield Sanitary Landfill 6-46

6.14.1 Project Description 6-46

6.14.2 Execution/Acquisition Strategy 6-46

6.14.3 Current Actions 6-46

6.14.4 Assumptions and Future Actions 6-46

6.15 Site Bldg T-2195 UST 6-48

6.15.1 Project Description 6-48

6.15.2 Execution/Acquisition Strategy 6-48

6.15.3 Current Actions 6-48

6.15.4 Assumptions and Future Actions 6-48

6.16 DERA Project Support 6-50

6.16.1 Project Description 6-50

6.16.2 Execution/Acquisition Strategy 6-50

6.16.3 Current Actions 6-50

6.16.4 Assumptions and Future Actions 6-50

7.0 MASTER INSTALLATION EXECUTION SCHEDULE 7-1

8.0 EXECUTOR AGREEMENTS 8-1

APPENDICES 8-2

APPENDIX A - 1383s A-1

APPENDIX B - MOAs B-1

LIST OF COST MATRICES

FTD-007	Old Sanitary Landfill	6-3
FTD-022	EOD Site (Range 17)	6-7
FTD-024	EOD Site (Range 35)	6-10
FTD-025	Old Hosford Swimming Pool EOD	6-13
FTD-030	Gas Alley	6-17
FTD-031	Bldg T91	6-22
FTD-053	Bldg 2140	6-25
FTD-072	NJANG	6-28
FTD-074	Bldg P44	6-32
FTD-076	Bldg 4002 Pesticide Site	6-35
FTD-087	Sage Complex	6-38
FTD-088	T-4006 UST	6-41
FTD-089	Bldg 1245 UST Contamination	6-43
	Airfield Sanitary Landfill	6-47
	Bldg T-2195 UST	6-49
N/A	DERA Project Support	6-51

8

**LIST OF MASTER INSTALLATION
EXECUTION SCHEDULES**

Project Sites

FTD-007	Old Sanitary Landfill	7-2
FTD-022	EOD Site (Range 17)	7-3
FTD-024	EOD Site (Range 35)	7-4
FTD-025	Old Hosford EOD	7-5
FTD-030	Gas Alley	7-6
FTD-031	Bldg T91 UST	7-7
FTD-053	Bldg 2140 UST	7-8
FTD-072	NJANG	7-9
FTD-074	Bldg P44	7-10
FTD-076	Bldg 4002 Pesticide	7-11
FTD-087	Sage Complex	7-12
FTD-088	T4006 UST	7-13
FTD-089	Bldg 1245 UST	7-14
FTD-___	Airfield Sanitary Landfill	7-15
FTD-___	Bldg T-2195	7-16

FY95 Contract Award Schedules

All Sites	7-17
-----------------	------

1.0 PURPOSE

This Installation Execution Plan (IEP) is a dynamic planning tool to be jointly used by Fort Drum (hereinafter referred to as the "Installation") and the Selected Executors (hereinafter referred to as the "Executing Agencies"). It supplements other required Army planning documents (Installation Action Plan [IAP], 1383s), summarizes the status of Fort Drum environmental restoration program, and, most important, provides a means of demonstrating intent and documenting commitment between Fort Drum and the Executing Agencies. Review of this document will be made jointly and on a quarterly basis with changes mutually agreed to by each party. Revisions will reflect changes in regulatory requirements, public needs, funding availability, contracting problems, and scope of work. Fort Drum and the Executing Agencies will use this IEP to direct, monitor, integrate, and select optimal environmental response actions to protect human health and the environment and to comply with regulatory enforcement requirements.

2.0 SCOPE

Effective management and coordination of multiple activities and support contractors at Fort Drum are primary concerns of both the Installation and the Executing Agencies. This IEP will help by clearly and specifically identifying:

- Fort Drum restoration objectives and constraints;
- Fort Drum selected project executor (and project team);
- Fort Drum overall restoration strategy and key decision points;
- Fort Drum Master Execution Schedule of current and planned activities;
- The Executing Agencies support services and project/program commitment;
- The Executing Agencies contracting windows and commitment for future activities;
- Fort Drum and the Executing Agencies upward reporting requirements;
- The process for updating and maintaining the IEP and IAP;
- Fort Drum and Executing Agencies coordination and communication process for program management.

3.0 PROJECT ASSIGNMENTS

The following matrix identifies the funding distribution and Executing Agencies for each project associated with an individual site. The Installation will be responsible for updating this chart as appropriate.

DESRTS (RMIS)	1383#	Funds Distributed to	Executing Agencies
FTD-007	DERF-111	COE/INST	CEMRK/CENAN/ CENAB/INST
FTD-022	DERF-IV	COE	CENAB
FTD-024	TBD	COE	CENAB
FTD-025	FTDR910018	COE	CENAB
FTD-030	FTDR-00030	COE/INST	CEMRK/CENAN/ CENAB/INST
FTD-031	FTDR-00025	COE	CENAB
FTD-053	FTDR94008	COE/INST	CENAB/CENAN/ INST
FTD-072	FTDR-00024	COE/INST	CENAB/CENAN/ INST
FTD-074	FTDR910029	COE	CENAB/CENAN
FTD-076	FTDR-013	COE	CEMRK/CENAN/ CENAB
FTD-087	FTDR89F028	COE	CEMRK/CENAN
FTD-088	FTDR920017	COE	CENAB
FTD-089	FTDR920045	COE	CENAB/CENAN/ INST
N/A	FTDR940018	INST	INST

4.0 POINTS OF CONTACT

4.1 Installation

Jim Haynes, Chief, Environmental Division, (315) 772-5708 T; (315) 772-8050 F; DSN 341-5708.

Shelley Spayde, DERP Program Manager, (315) 772-4211 T; (315) 772-8050 F; DSN 341-4211.

Marie Corr, (315) 772-5323.

Michele Altieri, (315) 772-8335.

Ed Stoffer, Public Affairs Office, (315) 772-5461 T.

4.2 Regulatory

Vimal Minocha, Program Manager for New York State Department of Environmental Conservation, Albany Office, 518/457-4857 (x9253).

Wilfred Palamino, EPA Region II, New York

4.3 Executing Agencies

4.3.1 Baltimore District

Dick Strong, Chief of Design Management Section, (410) 962-2252 T; (410) 962-7736 F
Steve Cho, Design Manager, (410) 962-2700 T; (410) 962-7736 F
Joe Phelan, Design Manager, (410) 962-6730 T; (410) 962-7736 F

4.3.2 Kansas City District

George Cornwell, DERP Section Chief, (816) 426-2604 (x3136) T; (816) 426-5949 F
Brian Roberts, Technical Manager, (816) 426-2604 (x3065) T, (816) 426-5949 F

4.3.3 New York District

Frank Santomauro, Deputy District Engineer for Project Management, (212) 264-0100 T; (212) 264-0614 F

Lya Theodoratos, Project Manager, Environmental Project Management Branch, (212) 264-2460; (212) 264-0196 F

Bill Ebersbach, Fort Drum Resident Engineer, (315) 772-6313 T; (315) 772-5834 F; 341-6313 DSN

13

POINTS OF CONTACT

4.3.4 North Atlantic Division

Jack Pickett, IRP Program Manager, (212) 264-6484 T; (212) 264-9511 F

4.4 MACOM

Rudy Stine, Bioenvironmentalist, (404) 669-5751 T; (404) 669-7827 F; 367-5751 DSN

George Gricius, DERP Manager, (404) 669-5761 T; (404) 669-7827 F; 367-5761 DSN

4.5 ARMY ENVIRONMENTAL CENTER

Joe King, DERP Oversight, (410) 671-1535 T; (410) 671-1548 F

5.0 GENERAL POLICIES

5.1 Interface With Regulators. All contact with regulators will be the responsibility of the Installation. Executing Agencies and all associated contractors, AEC, and FORSCOM will not contact regulators without prior approval of the Installation. Executing Agencies will provide technical support to the Installation for regulatory meetings and issues as required.

5.2 Interface With Contractors. The Installation will not task or direct a contractor on matters pertaining to the contract without the approval of the contracting officer.

5.3 Cosigning 1383s. The Installation is responsible for preparing the 1383 exhibits. The Executing Agencies will provide technical assistance in preparation of the 1383 exhibits as required by the Installation. The completed 1383 exhibits will be signed by the Executing Agencies and the Installation prior to submission to MACOM.

5.4 Funding Changes. The Executing Agencies will provide to the Installation written explanations or funding requests for any changes in current and budget year funding requirements. Executing Agencies will shift funds between projects only with written approval from the installation.

5.5 Revising the DSERTS (RMIS). The Installation will take responsibility for updating DSERTS. Executing Agencies will provide assistance when requested by the Installation.

5.6 Execution Changes. The Executing Agencies will provide to the Installation written explanations for any changes to the quarter in which an obligation takes place for the current and budget years.

5.7 Updating the IEP. The Installation and Executing Agencies will be responsible for modifying this document quarterly to reflect any changes or modifications. Quarterly reviews should be performed in person.

5.8 Upward Reporting Requirements. N/ A.

5.9 Special Support.

5.9.1 Army IRP/Installation/MACOM Work Plan. The Installation and Executing Agencies will review the Army IRP work plan and MACOM project spreadsheet to ensure consistency with the execution strategy.

5.9.2 Installation Action Plan. The Fort Drum Installation Action Plan (IAP) will be updated annually by the Installation with assistance from the Executing Agencies. Funding for this update will be the responsibility of the Installation.

5.9.3 Public Participation. The Executing Agencies will provide technical support to the Installation on the Technical Review Committee (TRC) or Restoration Advisory Board (RAB). Any public information will be the responsibility of the Installation.

5.9.4 Press Relations. The Installation will be responsible for all inquiries from the press. Inquiries to the Executing Agencies or any of their contractors will be referred to the Installation Public Affairs Office (PAO).

5.9.5 Decision Documents. Executing Agencies will prepare the draft decision document and submit it to the Installation as required. The Installation is responsible for distribution of the decision document and for the review process. AEC will assist Installation with review prior to submission to FORSCOM if requested. The Executing Agencies will provide to the Installation response to comments obtained during any public review period. The Installation is responsible for the final document preparation and submissions.

5.9.6 Legal Procedures. Executing Agencies are responsible for contractual issues concerning projects under their control. The resolution of all other legal issues is the responsibility of the Installation.

5.9.7 NEPA. Installation will identify the need for National Environmental Policy Act (NEPA) documentation for assigned projects. Executing Agencies will assist the Installation NEPA Coordinator as requested. The Installation will fund the NEPA requirement and will be responsible for the distribution of NEPA documents.

5.9.8 Installation Access. All Executing Agencies and their contractors, with the exception of the New York District Resident Office, shall notify the Installation DERP Manager or designee in writing two weeks prior to proposed field work. This notification will include who, what, where, and when.

5.9.9 In-Progress Reviews. An In-Progress Review (IPR) will be held monthly to discuss the status of remediation design and construction activities. The IPR will be held at Fort Drum or by conference call and will be sponsored by the New York District Project Manager.

5.9.10 Construction Contract Submittal Review. The Fort Drum Resident Engineer will provide the Installation with selected contractor submittals for review. Prior to award of individual contracts, the Installation will submit a list of submittals they wish to review to the Resident Engineer Office.

5.9.11 Scope of Work. Executing Agencies will submit all scopes of work to the Installation for review/comment.

PROJECT EXECUTION PLANS

6.1 Site FTD-007 Old Sanitary Landfill

6.1.1 Project Description.

6.1.1.1 Site Description. 40 Acre Landfill. See the IAP for further details.

6.1.1.2 Contaminants. DDT, endosulfan, heptachlor, benzene, ethylene, toluene, xylenes, and naphthalene.

6.1.1.3 Site Strategies and Assumptions. Horizontal well, leachate collection system is projected to be installed beginning April 1995. The creek bed sediments will need to be addressed once the leachate collection system is in place.

6.1.1.4 Special Considerations. There is currently no agreement with the POTW to accept a leachate from Ft. Drum. A treatment system will be installed. Potential for Gas Alley GW to be treated through the same system. The landfill is part of the watershed for the town of Evans Mills.

6.1.1.5 Estimated Costs. See cost breakdowns at end of Subsection 6.1.

6.1.2 Execution/Acquisition Strategy. Kansas City District awarded the Interim Corrective Measure Contract (leachate collection system) in 4th quarter FY94. Monitoring program will start January 1995 for one year with CDM. New York District will oversee the leachate collection system construction contract starting in FY95.

6.1.3 Current Actions. Exposed drums will be removed from the face of the landfill.

18

PROJECT EXECUTION PLANS

6.1.4 Assumptions and Future Actions. Kansas City will carry the project through the current phase (Interim Corrective Measure) as per current design. Baltimore District will assume responsibility for any further action. Omaha District Rapid Response will be requested to remove exposed drums.

9

PROJECT EXECUTION PLANS

Site Name: Old Sanitary Landfill

RMIS: FTD-007

1383 #: DERF-111

Executing Agencies: CEMRK/CENAN/CENAB/INST

Fiscal Year	Activity	Funding (in \$000)				
		1Q	2Q	3Q	4Q	TOTAL
FY 94	RD/SA	15				15
	RD (CEMRK)		60	100		160
	IRA(COL) (CENAN)				2716	2716
	M (CEMRK)			261		261
						Total FY 94 = 3,152
FY 95	PY RA/SA (CENAN)	218				218
	PY RA/SA (CEMRK)	80	40	40		160
	M (CENAB)			280		280
	RAOP (INST)			150		150
	IRA(Treat) (CENAB)			600		600
	RI/FS SCOPING (CENAB)		15			15
						Total FY 95 = 1,423
FY 96	RAOP (INST)	200				200
	M (CENAB)			260		260

70

PROJECT EXECUTION PLANS

Fiscal Year	Activity	Funding (in \$000)				
		1Q	2Q	3Q	4Q	TOTAL
	RI/FS (CENAB)	200				200
	PY M/SA (CENAB)	15				15
	RD SCOPING (CENAB)			15		15
						Total FY 96 = 690
FY 97	PY M/SA (INST)	15				15
	RD (CENAB)		100			100
	RAOP (INST)	200				200
	M (CENAB)			260		260
						Total FY 97 = 575
FY 98	PY M/SA	15				15
	RAOP (INST)	200				200
	M (CENAB)			260		260
	RA (SED) (CENAN)		500			500
						Total FY 98 = 975
FY 99	PY M/SA (CENAB)	15				15

PROJECT EXECUTION PLANS

Fiscal Year	Activity	Funding (in \$000)				
		1Q	2Q	3Q	4Q	TOTAL
	RAOP (INST)	15				15
	M (CENAB)			260		260
						Total FY 99 = 290
FY 00	PY M/SA (CENAB)	15				15
	RAOP (INST)	200				200
						Total FY 00 = 215
FY01	RAOP (INST)	200				200
	M (CENAB)	260				260
						Total FY 01 = 460
FY 02	RAOP (INST)	200				200
	M (CENAB)	260				260
						Total FY 02 = 460
						PROJECT TOTAL = 8,240

6.2 Site FTD-022 EOD Site (Range 17)

6.2.1 Project Description.

6.2.1.1 Site Description. Former Explosive Ordnance Disposal Site (Range 17). See the IAP for further details.

6.2.1.2 Contaminants. Lead, chlordane, PAHs and DNT.

6.2.1.3 Site Strategies and Assumptions. Groundwater investigation to determine if contaminants have migrated off site.

6.2.1.4 Special Considerations. Limited access. Dangerous drilling conditions due to potential UXO.

6.2.1.5 Estimated Costs. See cost breakdowns at end of Subsection 6.2.

6.2.2 Execution/Acquisition Strategy. RI for groundwater is combined with Range 35. Oversight by Baltimore District in FY94.

6.2.3 Current Actions. Baltimore awarded contract in 4Q FY94.

6.2.4 Assumptions and Future Actions.

PROJECT EXECUTION PLANS

Site Name: EOD Site (Range 17)

RMIS: FTD-022

1383 #: DERF-IV

Executing Agencies: CENAB

Fiscal Year	Activity	Funding (in \$000)				
		1Q	2Q	3Q	4Q	TOTAL
FY 94	RI (SEE RANGE 35)					N/A
						Total FY 94 = N/A
FY 95	M (CENAB)		150			150
	RI (CENAB)			150		150
						Total FY 95 = 300
FY 96	PY M/SA (CENAB)	15				15
	PY RI/SA	15				15
	M (CENAB)		150			150
						Total FY 96 = 180
FY 97	M (CENAB)		150			150
	PY M/SA (CENAB)	15				15
						Total FY 97 = 165
FY 98	M (CENAB)		150			150
	PY M/SA (CENAB)	15				15
						Total FY 98 = 165

PROJECT EXECUTION PLANS

Fiscal Year	Activity	Funding (in \$000)				
		1Q	2Q	3Q	4Q	TOTAL
FY 99	M (CENAB)		150			150
	PY M/SA (CENAB)	15				15
						Total FY 99 = 165
FY 00	M (CENAB)		150			150
	PY M/SA (CENAB)	15				15
						Total FY 00 = 165
FY 01	M (CENAB)		150			150
	PY M/SA (CENAB)	15				15
						Total FY 01 = 165
FY 02	PY M/SA (CENAB)	15				15
						Total FY 02 = 15
						PROJECT TOTAL = 1,320

6.3 Site FTD-024 Explosive Ordnance Disposal Sites (Range 35)

6.3.1 Project Description.

6.3.1.1 Site Description. Explosive Disposal Site adjacent to firing range. See the IAP for further details.

6.3.1.2 Contaminants. Lead, PAHs.

6.3.1.3 Site Strategies and Assumptions. Through groundwater sampling determine whether contaminants are migrating toward the Antwerp water supply.

6.3.1.4 Special Considerations. Limited access to site. Full access two weeks a year and weekly access on Mondays.

6.3.1.5 Estimated Costs. See cost breakdowns at end of Subsection 6.3.

6.3.2 Execution/Acquisition Strategy. Baltimore District will oversee a limited groundwater investigation using an Indefinite Delivery Contract (IDT).

6.3.3 Current Actions. Baltimore District awarded RI contract in 4th Quarter FY94.

6.3.4 Assumptions and Future Actions. Limited migration of heavy metals and explosives.

PROJECT EXECUTION PLANS

Site Name: EOD (Range 35)

RMIS: FTD- 024

1383 #: DERF-IV

Executing Agencies: CENAB

Fiscal Year	Activity	Funding (in \$000)				
		1Q	2Q	3Q	4Q	TOTAL
FY 94	RI (CENAB)				879 (17,35)	879
						Total FY 94 = 879
FY 95	PY RI/SA (CENAB)	70 (17,35)				70
	M (CENAB)		150			150
	RI (CENAB)			150		150
						Total FY 95 = 370
FY 96	M (CENAB)		150			150
	PY M/SA (CENAB)	10				10
	PY RI/SA (CENAB)	15				15
						Total FY 96 = 175
FY 97	M (CENAB)		150			150
	PY M/SA (CENAB)	15				15
						Total FY 97 = 165
FY 98	M (CENAB)		150			150

25

PROJECT EXECUTION PLANS

Fiscal Year	Activity	Funding (in \$000)				
		1Q	2Q	3Q	4Q	TOTAL
	PY M/SA (CENAB)	15				15
						Total FY 98 = 165
FY 99	M (CENAB)		150			
	PY M/SA (CENAB)	15				15
						Total FY 99 = 165
FY 00	M (CENAB)		150			150
	PY M/SA (CENAB)	15				15
						Total FY 00 = 165
FY 01	M (CENAB)		150			150
	PY M/SA (CENAB)	15				15
						Total FY 01 = 165
FY 02	M (CENAB)		150			150
	PY M/SA (CENAB)	15				15
						Total FY 02 = 165
						PROJECT TOTAL = 2,414

6.4 Site FTD-025 Old Hosford Swimming Pool EOD

6.4.1 Project Description.

6.4.1.1 Site Description. Abandoned Swimming Pool that was used for Explosive Ordnance Disposal. See the IAP for further details.

6.4.1.2 Contaminants. Heavy Metals, PAH.

6.4.1.3 Site Strategies and Assumptions. No release and no migration, which will be confirmed by monitoring.

6.4.1.4 Special Considerations. Limited Access, Range 24 (Training Area 14).

6.4.1.5 Estimated Costs. See cost breakdowns at end of Subsection 6.4.

6.4.2 Execution/Acquisition Strategy. Baltimore District will conduct groundwater investigation and monitoring.

6.4.3 Current Actions. Preparing modification to RI contract.

6.4.4 Assumptions and Future Actions. Assuming no further action except monitoring.

27

PROJECT EXECUTION PLANS

Site Name: Old Hosford Swimming Pool EOD

RMIS: FTD-025

1383 #: FTDR910018

Executing Agencies: CENAB

Fiscal Year	Activity	Funding (in \$000)				
		1Q	2Q	3Q	4Q	TOTAL
FY 94	RI/SA (CENAB)	20				20
						Total FY 94 = 20
FY 95	PY RI/SA (CENAB)	10				10
	M (CENAB)			40		40
						Total FY 95 = 50
FY 96	PY M/SA (CENAB)	5				5
	M (CENAB)			40		40
						Total FY 96 = 45
FY 97	M (CENAB)			40		40
	PY M/SA (CENAB)	5				5
						Total FY 97 = 45
FY 98	PY M/SA (CENAB)	5				5
	M (CENAB)			40		40
						Total FY 98 = 45

28

PROJECT EXECUTION PLANS

Fiscal Year	Activity	Funding (in \$000)				
		1Q	2Q	3Q	4Q	TOTAL
FY 99	PY M/SA (CENAB)	5				5
	M (CENAB)			40		40
						Total FY 99 = 45
FY 00	PY M/SA (CENAB)	5				5
						Total FY 00 = 5
						PROJECT TOTAL = 255

A

6.5 Site FTD-030 Gas Alley

6.5.1 Project Description.

6.5.1.1 Site Description. Approx. 2 miles long stretch of multiple fueling points with groundwater and soil contamination. See the IAP for further details.

6.5.1.2 Contaminants. Degraded fuels, benzene, ethyl benzene, toluene, xylene (BTEX), and lead.

6.5.1.3 Site Strategies and Assumptions. Removal of underground storage tanks and most associated piping completed. Seven separate plumes that eventually comingle with other site contamination have been identified.

6.5.1.4 Special Considerations. N/A.

6.5.1.5 Estimated Costs. See cost breakdowns at end of Subsection 6.5.

6.5.2 Execution/Acquisition Strategy. Kansas City District is responsible for the installation and sampling of groundwater monitoring wells that are currently contracted with CDM and Radian. Baltimore District will be responsible for contracting for final site closure. New York District is responsible for the administration of remediation contracts. Current remediation contracts for Gas Alley are under both firm fixed price and Preplaced Remedial Action Contract (PPRAC) contracts. Baltimore District will evaluate the use of a Total Environmental Restoration Contract (TERC) for all further remedial actions for Gas Alley. TERC will be in place at Baltimore in FY 95.

PROJECT EXECUTION PLANS

6.5.3 Current Actions. New York District is overseeing the removal of USTs and Contaminated Vadose Zone Soil. Kansas City District is overseeing the groundwater portion of the investigation.

6.5.4 Assumptions and Future Actions. Additional sites associated with Gas Alley are 3805, 1595, 1599 and the WWII Landfill. Above listed sites have their own RMIS and 1383 number and have been treated as separate projects, and are geologically interconnected to Gas Alley.

PROJECT EXECUTION PLANS

Site Name: Gas Alley

RMIS: FTD-030

1383 #: FTDR00030

Executing Agencies: CEMRK/CENAN/CENAB/INST

Fiscal Year	Activity	Funding (in \$000)				
		1Q	2Q	3Q	4Q	TOTAL
FY 94	RD (CENAB)			512		512
	PY RI/SA (CEMRK)	100				100
	RI/FS (CEMRK)			188		188
	RAOP (CEMRK)				140	140
	PY RA/SA (CENAN)	10 (3805)				10
	PY RA/SA (CEMRK)	15				15
	RA (CENAB)				4439	4439
	PY RA/SA (CENAN)	10 (UST)				10
	RAOP (INST)		75 (1595)			75
	PY RA/SA (CEMRK)	15 (1595)				15
	RAOP (CEMRK)				75 (1595)	75
						Total FY 94 = 5,579
FY 95	PY RI/SA (CEMRK)	10	20	20		50
	PRJSPT (CEMRK)	238 (FY90) (GIS)				238

20

PROJECT EXECUTION PLANS

Fiscal Year	Activity	Funding (in \$000)				
		1Q	2Q	3Q	4Q	TOTAL
	PY RA/SA (CEMRK)		25 (3805)			25
	PY RA/SA (CENAN)		150 (SOIL)			150
	PY RA/SA (CENAB)	50				50
	RAOP (INST)			5		5
	PY RA/SA (CENAN)	90 (UST)				90
	PY RA/SA (CENAN)	110 (3805)				110
	RD (CENAB)	270 (3805)				270
	PY RAOP/SA (CEMRK)	10 (1595)				10
	RAOP (CEMRK)			100 (1595)		100
	RAOP (INST)	50 (1595)				50
	RI (CENAB)		400 (RPT)			400
	IRA (CENAB)			2000 WW2		2000
	RD (CENAB)			600 TERC		600
	RAOP (CEMRK)	164 (1595)				164
						Total FY 95 = 4,312

PROJECT EXECUTION PLANS

Fiscal Year	Activity	Funding (in \$000)				
		1Q	2Q	3Q	4Q	TOTAL
FY 96	PY RA/SA (CENAN)	150 (SOIL)				150
	M (CENAB)	400				400
	PY M/SA (CEMRK)	10				10
	PY RI/SA (CEMRK)	35 (RFI RPT)				35
	PY IRA/SA (CENAB)	20				20
	RA (CENAN)	5000 TERC				5000
	RAOP (INST)			200 (1595 3805)		200
	PY RD/SA (CENAB)	20				20
						Total FY 96 = 5,835
FY 97	PY RA/SA (CENAN)	500				500
	RA (CENAN)			5000		5000
	RAOP (INST)			300		300
	M (CENAB)	400				400
						Total FY 97 = 6,200
FY 98	M (CENAB)	400				400

34

PROJECT EXECUTION PLANS

Fiscal Year	Activity	Funding (in \$000)				
		1Q	2Q	3Q	4Q	TOTAL
	PY RA/SA (CENAN)	500				500
	RAOP (INST)			300		300
						Total FY 98 = 1,200
FY 99	M (CENAB)	400				400
	RAOP (INST)			300		300
						Total FY 99 = 700
FY 00	M (CENAB)	400				400
	RAOP (INST)			300		300
						Total FY 00 = 700
FY 01	M (CENAB)	400				400
	RAOP (INST)			300		300
						Total FY 01 = 700
FY 02	M (CENAB)	400				400
	RAOP (INST)			300		300
						Total FY 02 = 700
						PROJECT TOTAL = 25,926

6.6 Site FTD-031 Bldg T91 (UST)

6.6.1 Project Description.

6.6.1.1 Site Description. See the IAP for further details.

6.6.1.2 Contaminants. Petroleum and PAHs.

6.6.1.3 Site Strategies and Assumptions. IRA will be the final remedy.

6.6.1.4 Special Considerations. Groundwater contamination source still unknown.

6.6.1.5 Estimated Costs. See cost breakdowns at end of Subsection 6.6.

6.6.2 Execution/Acquisition Strategy. Baltimore District will be overseeing IRAs.

6.6.3 Current Actions. Completing the RI.

6.6.4 Assumptions and Future Actions. PAH contamination is assumed to be related to the railroad that formerly ran between T91 and T93.

PROJECT EXECUTION PLANS

Site Name: Bldg T91

RMIS: FTD-031

1383 #: FTDR-00025

Executing Agencies: CENAB

Fiscal Year	Activity	Funding (in \$000)				
		1Q	2Q	3Q	4Q	TOTAL
FY 94	M (CENAB)				70	70
	PY RI/SA (CENAB)	20				20
						Total FY 94 = 90
FY 95	IRA (CENAB)		525			525
	PY M/SA (CENAB)	10				10
	M (CENAB)			70		70
						Total FY 95 = 605
FY 96	PY M/SA (CENAB)	10				10
	PY IRA/SA (CENAB)	20				20
	M (CENAB)			70		70
						Total FY 96 = 100
FY 97	PY M/SA (CENAB)	10				10
	M (CENAB)			70		70
						Total FY 97 = 80

37

PROJECT EXECUTION PLANS

Fiscal Year	Activity	Funding (in \$000)				
		1Q	2Q	3Q	4Q	TOTAL
FY 98	PY M/SA (CENAB)	10				10
	M (CENAB)			70		70
						Total FY 98 = 80
FY 99	PY M/SA (CENAB)	10				10
	M (CENAB)			70		70
						Total FY 99 = 80
FY 00	PY M/SA (CENAB)	10				10
						Total FY 00 = 10
						PROJECT TOTAL = 1,045

6.7 Site FTD-053 Building 2140**6.7.1 Project Description.**

6.7.1.1 Site Description. Removed abandoned leaking USTs at the AAFES Gas Station. See the IAP for further details.

6.7.1.2 Contaminants. BTEX.

6.7.1.3 Site Strategies and Assumptions. Phase I will be groundwater treatment and Phase II will be soil treatment.

6.7.1.4 Special Considerations. High potential for off site contamination going into the Black River. Current regulator lead is under local Spill Response, expect lead to go eventually to Albany.

6.7.1.5 Estimated Costs. See cost breakdowns at end of Subsection 6.7.

6.7.2 Execution/Acquisition Strategy. Baltimore District will be responsible for groundwater and soil investigations. Pilot Studies will be used on site under the direction of Baltimore. New York District will be responsible for oversight of the remediation.

6.7.3 Current Actions. RI Report completed. IRA was awarded by Baltimore District in 4th Quarter FY94.

6.7.4 Assumptions and Future Actions. IRAs will probably be the final remedies.

29

PROJECT EXECUTION PLANS

Site Name: Building 2140 UST

RMIS: FTD-053

1383 #: FTDR94008

Executing Agencies: CENAB/CENAN/INST

Fiscal Year	Activity	Funding (in \$000)				
		1Q	2Q	3Q	4Q	TOTAL
FY 94	IRA (CENAB)				474	474
						Total FY 94 = 474
FY 95	PY IRA/SA (CENAB)	40				40
	IRA (CENAB)				270 (SOIL)	270
	M (CENAB)			75		75
	RAOP (INST)			5		5
	RA (CENAN)				200	200
						Total FY 95 = 590
FY 96	PY IRA/SA (CENAB)	25				25
	PY M/SA (CENAB)	5				5
	M (CENAB)			75		75
	RAOP (INST)	50				50
	PY RA/SA (CENAN)	15				15
						Total FY 96 = 170

60

PROJECT EXECUTION PLANS

Fiscal Year	Activity	Funding (in \$000)				
		1Q	2Q	3Q	4Q	TOTAL
FY 97	M (CENAB)			75		75
	RAOP (INST)	50				50
	PY M/SA (CENAB)	5				5
						Total FY 97 = 130
FY 98	M (CENAB)			75		75
	RAOP (INST)	50				50
	PY M/SA (CENAB)	5				5
						Total FY 98 = 130
FY 99	M (CENAB)			75		75
	RAOP (INST)	50				50
	PY M/SA (CENAB)	5				5
						Total FY 99 = 130
FY 00	RAOP (INST)	50				50
	PY M/SA (CENAB)	5				5
						Total FY 00 = 55
						PROJECT TOTAL = 1,679

6.8 Site FTD-072 NJNG

6.8.1 Project Description.

6.8.1.1 Site Description. Unlined lagoon located outside Building P6000. See the IAP for further details.

6.8.1.2 Contaminants. Lead, chromium, POLs

6.8.1.3 Site Strategies and Assumptions. Soil remediation and groundwater monitoring with possibility of groundwater remediation.

6.8.1.4 Special Considerations. The National Guard Bureau must be copied on all future documents.

6.8.1.5 Estimated Costs. See cost breakdowns at end of Subsection 6.8.

6.8.2 Execution/Acquisition Strategy. Baltimore District will be responsible for investigations, design and monitoring. New York District will be responsible for remediation.

6.8.3 Current Actions. Soil remediation contract awarded by Baltimore District and currently on-going.

6.8.4 Assumptions and Future Actions. Potential for groundwater remediation.

42

PROJECT EXECUTION PLANS

Site Name: NJNG
1383 #: FTDR-00024

RMIS: FTD-072
Executing Agencies: CENAB/CENAN/INST

Fiscal Year	Activity	Funding (in \$000)				
		1Q	2Q	3Q	4Q	TOTAL
FY 94	PY RI/SA (CENAB)	10				10
	RD (CENAB)			404		404
	M (CENAB)			46		46
	RA (CENAN)				496	496
						Total FY 94 = 956
FY 95	PY RA/SA (CENAB)	40				40
	PY M/SA (CENAB)	10				10
	PY RA/SA (CENAN)	41				41
	M (CENAB)			75		75
						Total FY 95 = 166
FY 96	PY M/SA (CENAB)	10				10
	M (CENAB)			100		100
	IRA (CENAB)	500				500
						Total FY 96 = 610

43

PROJECT EXECUTION PLANS

Fiscal Year	Activity	Funding (in \$000)				
		1Q	2Q	3Q	4Q	TOTAL
FY 97	PY M/SA (CENAB)	10				10
	M (CENAB)			100		100
	PY IRA/SA (CENAB)	20				20
	RAOP (INST)	50				50
						Total FY 97 = 180
FY 98	PY M/SA (CENAB)	10				10
	RAOP (INST)	50				50
	M (CENAB)			100		100
						Total FY 98 = 160
FY 99	PY M/SA (CENAB)	10				10
	M (CENAB)			100		100
	RAOP (INST)	50				50
						Total FY 99 = 160
FY 00	PY M/SA (CENAB)	10				10
	M (CENAB)			100		100

146

PROJECT EXECUTION PLANS

Fiscal Year	Activity	Funding (in \$000)				
		1Q	2Q	3Q	4Q	TOTAL
	RAOP (INST)	50				50
						Total FY 00 = 160
FY 01	PY M/SA (CENAB)	10				10
	M (CENAB)			100		100
	RAOP (CENAB)	50				50
						Total FY 01 = 160
FY 02	PY M/SA (CENAB)	10				10
	RAOP (CENAB)	50				50
						Total FY 02 = 60
						PROJECT TOTAL = 2,612

6.9 Site FTD-074 Bldg P44

6.9.1 Project Description.

6.9.1.1 Site Description. Former Battery Storage and Service Area. See the IAP for further details.

6.9.1.2 Contaminants. Lead.

6.9.1.3 Site Strategies and Assumptions. Conduct remedial investigation and remedial action if necessary.

6.9.1.4 Special Considerations. N/A.

6.9.1.5 Estimated Costs. See cost breakdowns at end of Subsection 6.9.

6.9.2 Execution/Acquisition Strategy. Baltimore District awarded remedial investigation in 4th Quarter FY94. Project RD to start in FY95.

6.9.3 Current Actions. RI contract awarded by Baltimore District and on-going.

6.9.4 Assumptions and Future Actions. Limited excavation.

66

PROJECT EXECUTION PLANS

Site Name: Bldg P44

RMIS: FTD-074

1383 #: FTDR910029

Executing Agencies: CENAB/CENAN

Fiscal Year	Activity	Funding (in \$000)				
		1Q	2Q	3Q	4Q	TOTAL
FY 94	PY PA/SA (CENAB)	20				20
	RI (CENAB)				125	125
						Total FY 94 = 145
FY 95	PY RI/SA (CENAB)	20				20
	RD (CENAB)			175		175
						Total FY 95 = 195
FY 96	PY RD/SA (CENAB)	20				20
	M (CENAB)			50		50
	RA (CENAN)			500		500
						Total FY 96 = 570
FY 97	PY M/SA (CENAB)	5				5
	PY RA/SA (CENAN)	30				30
	M (CENAB)			50		50
						Total FY 97 = 85

47

PROJECT EXECUTION PLANS

Fiscal Year	Activity	Funding (in \$000)				
		1Q	2Q	3Q	4Q	TOTAL
FY 98	PY M/SA (CEANB)	5				5
	M (CENAB)			50		50
						Total FY 98 = 55
FY 99	PY M/SA (CENAB)	5				5
	M (CENAB)			50		50
						Total FY 99 = 55
FY 00	PY M/SA (CENAB)	5				5
	M (CENAB)			50		50
						Total FY 00 = 55
FY 01	PY M/SA (CENAB)	5				5
	M (CENAB)			50		50
						Total FY 01 = 55
FY 02	PY M/SA (CENAB)	5				5
						Total FY 02 = 5
						PROJECT TOTAL = 1,220

let

6.10 Site FTD-076 Bldg 4002 Pesticide Site

6.10.1 Project Description.

6.10.1.1 Site Description. Former pesticide and herbicide mixing and storage area. WWII wooden structure which will be removed as part of an interim remedial action. See the IAP for further details.

6.10.1.2 Contaminants. Pesticides, herbicides, lead, dioxin.

6.10.1.3 Site Strategies and Assumptions. Interim Remedial Action to remove source (building), line area (to prevent migration in soils), and groundwater. Install monitoring wells.

6.10.1.4 Special Considerations. Contaminated building was occupied, therefore, Occupational Health Study will be performed prior to demolition.

6.10.1.5 Estimated Costs. See cost breakdowns at end of Subsection 6.10.

6.10.2 Execution/Acquisition Strategy. The Interim Remedial Action will be awarded 2nd Quarter FY95 by Kansas City District and will be administered by New York District. The Occupational Hazard Analysis effort was awarded 4th Quarter FY94. CDM Federal Programs shall install Monitoring Wells and determine the extent of soil contamination after removal of the source and prior to installation of the geomembrane cover.

6.10.3 Current Actions. Awaiting contract award.

6.10.4 Assumptions and Future Actions. No significant migration of contaminants to groundwater has occurred. It is assumed that the geomembrane cover will restrict any migration. Additional soil may be required to be removed at a later date.

49

PROJECT EXECUTION PLANS

Site Name: Building 4002 Pesticide Site

RMIS: FTD-076

1383 #: FTDR-013

Executing Agencies: CEMRK/CENAN/CENAB

Fiscal Year	Activity	Funding (in \$000)				
		1Q	2Q	3Q	4Q	TOTAL
FY 94	RD/SA (CEMRK)	15				15
	RA (CENAN)				1300	1300
	RD (CEMRK)				25	25
	RD (CEMRK)				50	50
						Total FY 94 = 1,390
FY 95	PY RA/SA (CENAN)	103				103
	RA (CENAN)		3000			3000
	RD (CEMRK)		360			360
						Total FY 95 = 3,463
FY 96	M (CENAB)		150			150
	PY RA/SA (CENAN)	30				30
						Total FY 96 = 180
FY 97	M (CENAB)			150		150
						Total FY 97 = 150

50

PROJECT EXECUTION PLANS

Fiscal Year	Activity	Funding (in \$000)				
		1Q	2Q	3Q	4Q	TOTAL
FY 98	M (CENAB)		150			150
						Total FY 98 = 150
FY 99	M (CENAB)		150			150
						Total FY 99 = 150
FY 00	M (CENAB)		150			150
						Total FY 00 = 150
FY 01	M (CENAB)		150			150
						Total FY 01 = 150
FY 02	M (CENAB)		150			150
						Total FY 02 = 150
						PROJECT TOTAL = 5,933

6.11 Site FTD-087 Sage Complex

6.11.1 Project Description.

6.11.1.1 Site Description. Closure of Tank Farm and removal of associated contamination. See the IAP for further details.

6.11.1.2 Contaminants. Petroleum and solvents.

6.11.1.3 Site Strategies and Assumptions. Closure of Tank Farm via tank removal.

6.11.1.4 Special Considerations. Limited access.

6.11.1.5 Estimated Costs. See cost breakdowns at end of Subsection 6.11.

6.11.2 Execution/Acquisition Strategy. FY 94 through FY 95 Kansas City District intends to contract IDT services for completion of the tank closure design. New York District will oversee RA actions at the site. On-post tank will be done with Kansas City District PRAC.

6.11.3 Current Actions. Work to prepare existing tank closure design and complete facility investigation. Baltimore District is conducting off-post RI.

6.11.4 Assumptions and Future Actions. Army has not determined liability for off-site contamination. DASA approved to take investigation actions and construct no-access fence. Current Kansas City District A/E has limited capacity in their contract. Any actions beyond those stated in this document will be the Baltimore District's mission.

17

PROJECT EXECUTION PLANS

Site Name: Sage Complex

RMIS: FTD-087

1383 #: FTDR89F028

Executing Agencies: CEMRK/CENAN

Fiscal Year	Activity	Funding (in \$000)				
		1Q	2Q	3Q	4Q	TOTAL
FY 94	PY RI/SA (CEMRK)	30				30
						Total FY 94 = 30
FY 95	RI (CEMRK)	10				10
	RA (CENAN)				1500	1500
	RD (CEMRK)		175			175
	RI (CENAB) (OP)	330				330
	RD (CENAB)				175	175
						Total FY 95 = 2,190
FY 96	PY RA/SA (CENAN)	100				100
	PY RD/SA (CENAB)	20				20
	M (CENAB)	100				100
	RA (CENAB)		700			700
						Total FY 96 = 920
FY 97	M (CENAB)	100				100

13

PROJECT EXECUTION PLANS

Fiscal Year	Activity	Funding (in \$000)				
		1Q	2Q	3Q	4Q	TOTAL
						Total FY 97 = 100
						PROJECT TOTAL = 3,240

6.12 Site FTD-088 T-4006 UST

6.12.1 Project Description.

6.12.1.1 Site Description. Removal of Underground Storage Tank revealed soil contamination that couldn't be removed at time of excavation. See the IAP for further details.

6.12.1.2 Contaminants. BTEX, naphthalene, solvents, and POLs.

6.12.1.3 Site Strategies and Assumptions. Currently site is regulated under local DEC UST Regulations. Quarterly monitoring has revealed TCE contamination in one well, unknown source. Pesticide and herbicide levels seen in wells are most likely attributed to Site 4002.

6.12.1.4 Special Considerations. High potential for site to fall under Albany Hazardous Waste DEC Regulatory Requirements.

6.12.1.5 Estimated Costs. See cost breakdowns at end of Subsection 6.12.

6.12.2 Execution/Acquisition Strategy. Baltimore District is overseeing a long term monitoring program.

6.12.3 Current Actions. Monitoring groundwater.

6.12.4 Assumptions and Future Actions. Expected to be no further action.

10-

PROJECT EXECUTION PLANS

Site Name: Bldg T-4006 UST

RMIS: FTD-088

1383 #: FTDR920017

Executing Agencies: CENAB

Fiscal Year	Activity	Funding (in \$000)				
		1Q	2Q	3Q	4Q	TOTAL
FY 94	PY M/SA (CENAB)	5				5
	M (CENAB)			27		27
						Total FY 94 = 32
FY 95	PY M/SA (CENAB)	10				10
	M (CENAB)			40		40
						Total FY 95 = 50
FY 96	M (CENAB)			40		40
	PY M/SA (CENAB)	10				10
						Total FY 96 = 50
FY 97	PY M/SA	10				10
						Total FY 97 = 10
						PROJECT TOTAL = 142

6.13 Site FTD-089 Bldg 1245 UST Contamination

6.13.1 Project Description.

6.13.1.1 Site Description. Contamination in soil and groundwater in the 1245 Motor Pool from former leaking USTs. See the IAP for further details.

6.13.1.2 Contaminants. Diesel fuel and mo gas

6.13.1.3 Site Strategies and Assumptions. Pilot Study will be conducted to address the soil and groundwater contamination.

6.13.1.4 Special Considerations. High traffice area.

6.13.1.5 Estimated Costs. See cost breakdowns at end of Subsection 6.13.

6.13.2 Execution/Acquisition Strategy. Baltimore District will oversee Pilot Study to remediate the site.

6.13.3 Current Actions. In process of scoping Pilot Study.

6.13.4 Assumptions and Future Actions. Pilot Study will be final remedy.

PROJECT EXECUTION PLANS

Site Name: Bldg 1245 UST Contamination

RMIS: FTD-089

1383 #: FTDR920045

Executing Agencies: CENAB/INST

Fiscal Year	Activity	Funding (in \$000)				
		1Q	2Q	3Q	4Q	TOTAL
FY 94	PY SI/SA (CENAB)	30				30
						Total FY 94 = 30
FY 95	IRA (CENAB)		700			700
						Total FY 95 = 700
FY 96	PY IRA/SA (CENAB)	20				20
	M (CENAB)			75		75
	RAOP (INST)		15			15
						Total FY 96 = 110
FY 97	PY M/SA (CENAB)	10				10
	M (CENAB)			75		75
	RAOP (INST)	20				20
						Total FY 97 = 105
FY 98	PY M/SA (CENAB)	10				10
	M (CENAB)			75		75

58

PROJECT EXECUTION PLANS

Fiscal Year	Activity	Funding (in \$000)				
		1Q	2Q	3Q	4Q	TOTAL
	RAOP (INST)	20				20
						Total FY 98 = 105
FY 99	PY M/SA (CENAB)	10				10
	M (CENAB)			75		75
	RAOP (INST)	20				20
						Total FY 99 = 105
FY 00	PY M/SA (CENAB)	10				10
	M (CENAB)			75		75
	RAOP (INST)	20				20
						Total FY 00 = 105
FY 01	PY M/SA (CENAB)	10				10
	M (CENAB)			75		75
	RAOP (INST)	20				20
						Total FY 01 = 105
FY 02	PY M/SA (CENAB)	10				10
	RAOP (INST)	20				20

59

PROJECT EXECUTION PLANS

Fiscal Year	Activity	Funding (in \$000)				
		1Q	2Q	3Q	4Q	TOTAL
						Total FY 02 = 30
						PROJECT TOTAL = 1,395

6.14 Airfield Sanitary Landfill

6.14.1 Project Description.

6.14.1.1 Site Description. This site was formerly known as Existing Sanitary Landfill. See the IAP for further details.

6.14.1.2 Contaminants. Benzene, Phenol, and Manganese.

6.14.1.3 Site Strategies and Assumptions. The wells will be monitored for three years.

6.14.1.4 Special Considerations. The landfill needs a formal closure.

6.14.1.5 Estimated Costs. See cost breakdowns at end of Subsection 6.14.

6.14.2 Execution/Acquisition Strategy. Kansas City District is currently monitoring the wells around the Landfill. Baltimore District is going to have a follow-on monitoring program.

6.14.3 Current Actions. Kansas City District is currently conducting GW monitoring program.

6.14.4 Assumptions and Future Actions. Baltimore District will assume responsibility for any further action beginning 3rd Quarter FY95.

61

PROJECT EXECUTION PLANS

Site Name: Air Field Sanitary Landfill

RMIS: N/A

1383 #:

Executing Agencies: CEMRK/CENAB/INST

Fiscal Year	Activity	Funding (in \$000)				
		1Q	2Q	3Q	4Q	TOTAL
FY 94	M (CEMRK)			85		85
						Total FY 94 = 85
FY 95	M (CENAB)			100		100
						Total FY 95 = 100
FY 96	M (CENAB)		100			100
						Total FY 96 = 100
FY 97	M (CENAB)	100				100
						Total FY 97 = 100
						PROJECT TOTAL = 385

6.15 Bldg T-2195 UST Site

6.15.1 Project Description.

6.15.1.1 Site Description. A UST was removed from Bldg T-2195 on 3 Oct 1994. During the removal, it was not possible to remove all of the contamination.

6.15.1.2 Contaminants. N/A.

6.15.1.3 Site Strategies and Assumptions. SI will be conducted during FY95 by Baltimore District.

6.15.1.4 Special Considerations. N/A.

6.15.1.5 Estimated Costs. See cost breakdown at end of Subsection 6.15.

6.15.2 Execution/Acquisition Strategy. Baltimore District will be responsible for remediation investigations.

6.15.3 Current Actions. Baltimore District is in process of awarding SI.

6.15.4 Assumptions and Future Actions. N/A.

63

PROJECT EXECUTION PLANS

Site Name: Bldg T-2195 UST Site

RMIS:

1383 #:

Executing Agencies: CENAB

Fiscal Year	Activity	Funding (in \$000)				
		1Q	2Q	3Q	4Q	TOTAL
FY 94						
						Total FY 94 =
FY 95	SI (CENAB)		150			150
						Total FY 95 = 150
FY 96	IRA (CENAB)		350			350
						Total FY 96 = 350
FY 97	M (CENAB)	50				50
						Total FY 97 = 50
						PROJECT TOTAL = 550

64

6.16 DERA Project Support

6.16.1 Project Description.

6.16.1.1 Site Description. Installation Program Support.

6.16.1.2 Contaminants. N/A.

6.16.1.3 Customer Objectives and Requirements. Funds are mainly used for operations and maintenance support and document review.

6.16.1.4 Site Strategies and Assumptions. N/A.

6.16.1.5 Special Considerations. N/A.

6.16.1.6 Estimated Costs. See cost breakdown at end of Subsection 6.16.

6.16.2 Execution/Acquisition Strategy. N/A.

6.16.3 Current Actions. N/A.

6.16.4 Assumptions and Future Actions. N/A.

65

PROJECT EXECUTION PLANS

Site Name: DERA Project Support

RMIS: N/A

1383 #: FTD-R940018

Executing Agencies: INST

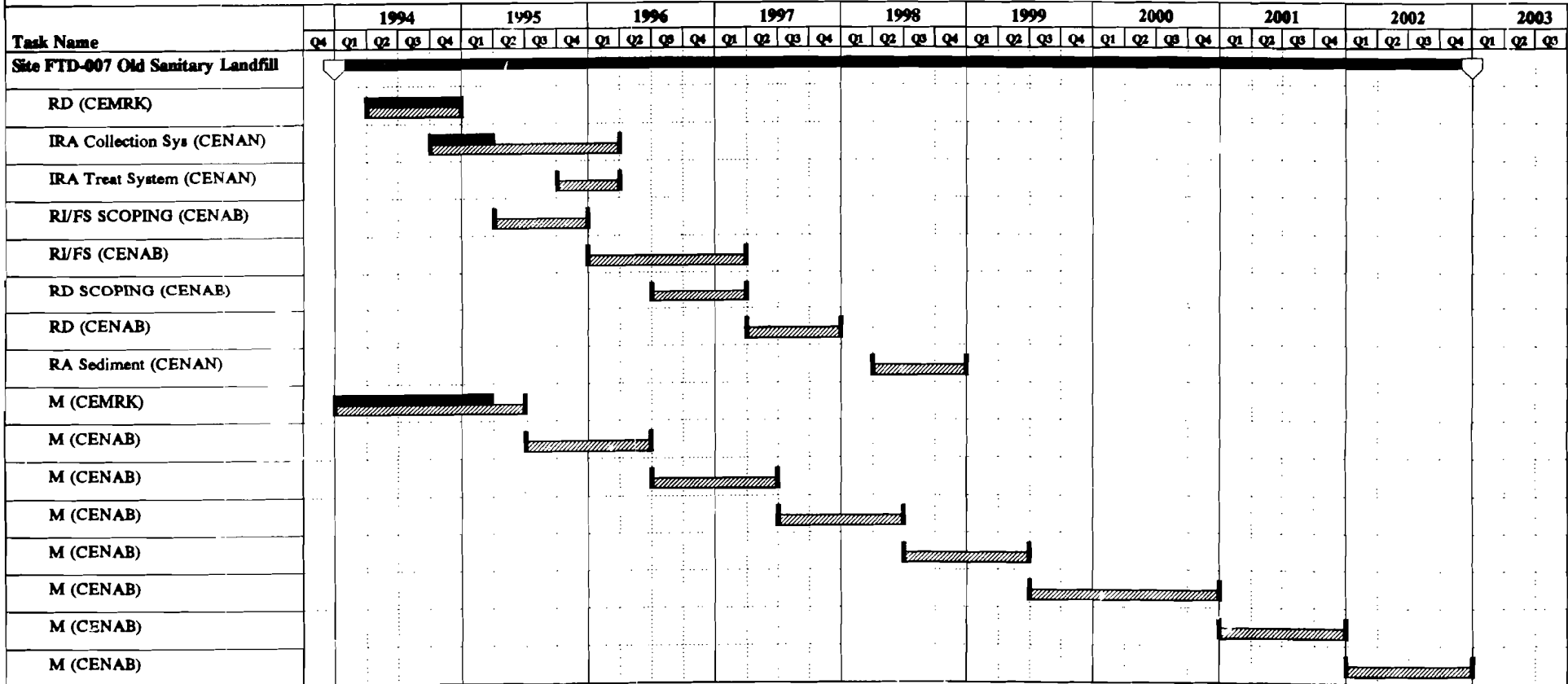
Fiscal Year	Activity	Funding (in \$000)				
		1Q	2Q	3Q	4Q	TOTAL
FY 94	PRJSPT	10	10	20		40
						Total FY 94 = 40
FY 95	PRJSPT	10	10	50 (GIS)		70
						Total FY 95 = 70
FY 96	PRJSPT	10	10	20		40
						Total FY 96 = 40
FY 97	PRJSPT	10	10	20		40
						Total FY 97 = 40
FY 98	PRJSPT	10	10	20		40
						Total FY 98 = 40
FY 99	PRJSPT	10	10	20		40
						Total FY 99 = 40
FY 00	PRJSPT	10	10	20		40
						Total FY 00 = 40
FY 01	PRJSPT	10	10	20		40
						Total FY 01 = 40
FY 02	PRJSPT	10	10	20		40
						Total FY 02 = 40
						PROJECT TOTAL = 390

W

MASTER INSTALLATION EXECUTION SCHEDULE

7.0 MASTER INSTALLATION EXECUTION SCHEDULE

Fort Drum Master Installation Execution Schedule (Sorted by Project/Phase)



Project File Name: F:\WASWINPRO\FDRUM_ALL.
 Current Date: 12/29/94
 Current Time: 12:59 PM

Task [Task Bar] Program [Program Bar] Summary [Summary Bar]

Fort Drum

Master Installation Execution Schedule

(Sorted by Project/Phase)

Task Name	1994				1995				1996				1997				1998				1999				2000				2001				2002				2003												
	Q4	Q1	Q2	Q3	Q4	Q1	Q2	Q3	Q4	Q1	Q2	Q3	Q4	Q1	Q2	Q3	Q4	Q1	Q2	Q3	Q4	Q1	Q2	Q3	Q4	Q1	Q2	Q3	Q4	Q1	Q2	Q3	Q4	Q1	Q2	Q3	Q4	Q1	Q2	Q3									
Site FTD-022 EOD Site (Range 17)						[Summary Bar]																																											
RI (CENAB)						[Task Bar]																																											
M (CENAB)						[Task Bar]																																											
M (CENAB)											[Task Bar]																																						
M (CENAB)																[Task Bar]																																	
M (CENAB)																					[Task Bar]																												
M (CENAB)																										[Task Bar]																							
M (CENAB)																																																	
M (CENAB)																																																	

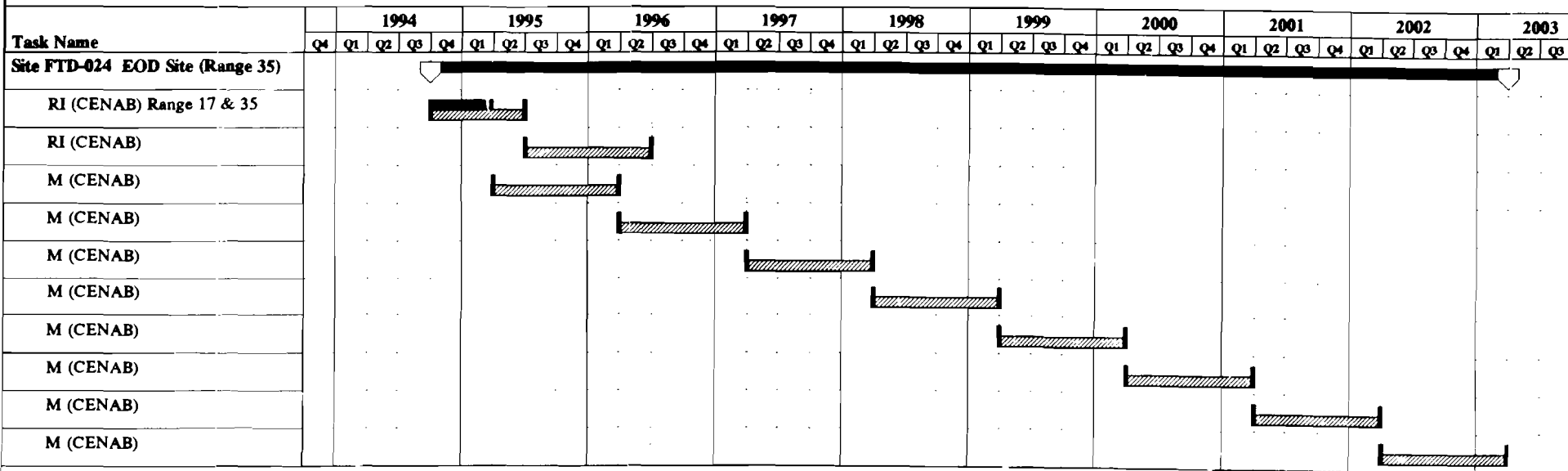
Project File Name: F:\WAS\WINPROJ\DRUM_ALL.
 Current Date: 12/29/94
 Current Time: 12:59 PM



Fort Drum

Master Installation Execution Schedule

(Sorted by Project/Phase)



Project File Name: F:\WAS\WINPRO\DRUM_ALL.
 Current Date: 12/29/94
 Current Time: 12:59 PM



Fort Drum

Master Installation Execution Schedule

(Sorted by Project/Phase)

Task Name	1994					1995				1996				1997				1998				1999				2000				2001				2002				2003		
	Q4	Q1	Q2	Q3	Q4	Q1	Q2	Q3	Q4	Q1	Q2	Q3	Q4	Q1	Q2	Q3	Q4	Q1	Q2	Q3	Q4	Q1	Q2	Q3	Q4	Q1	Q2	Q3	Q4	Q1	Q2	Q3	Q4	Q1	Q2	Q3	Q4	Q1	Q2	Q3
Site FTD-025 Old Hosford EOD																																								
M (CENAB)																																								
M (CENAB)																																								
M (CENAB)																																								
M (CENAB)																																								
M (CENAB)																																								

7-5

Project File Name: F:\WAS\WINPROJ\DRUM_ALL.
 Current Date: 12/29/94
 Current Time: 12:59 PM

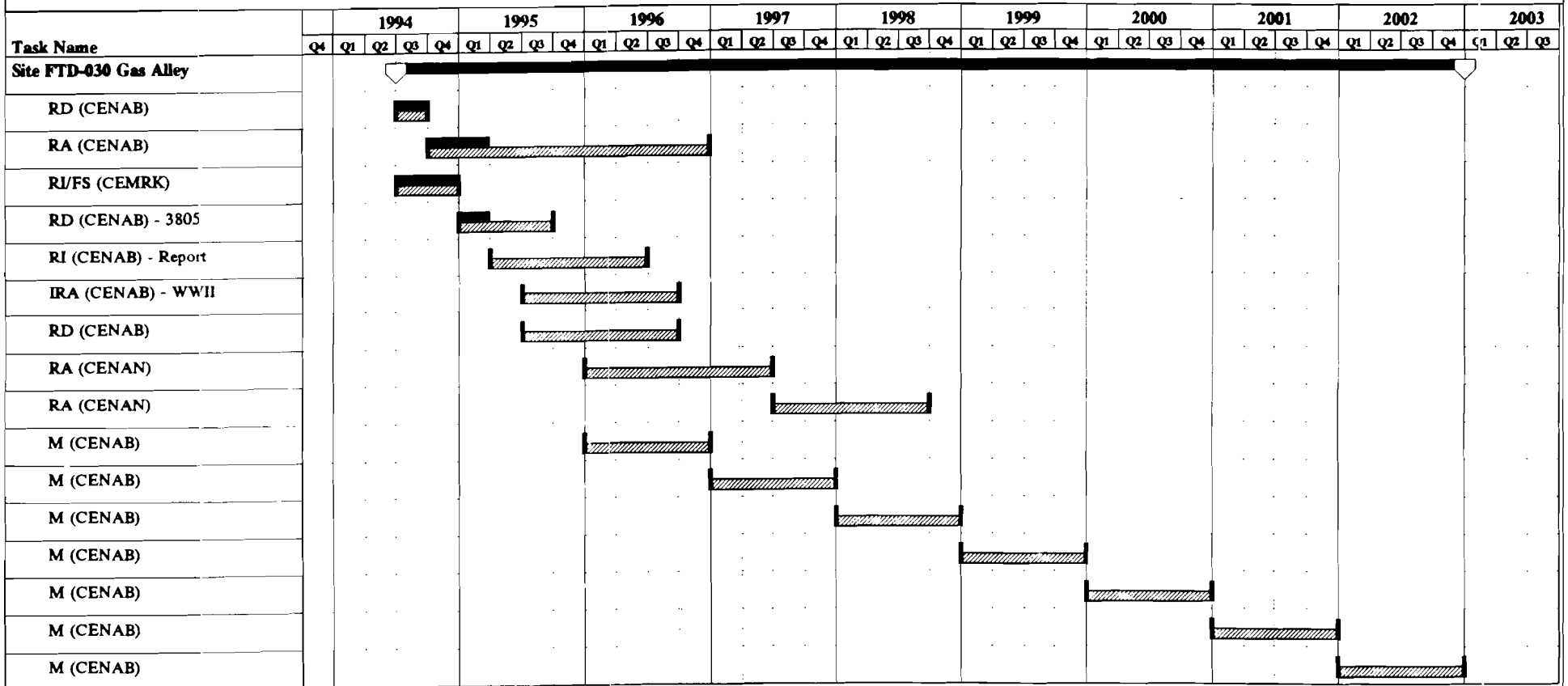
Task Progress Summary

20

Fort Drum

Master Installation Execution Schedule

(Sorted by Project/Phase)



7-6

Project File Name: F:\WASWINPROJ\DRUM_ALL.
 Current Date: 12/29/94
 Current Time: 12:59 PM



Fort Drum

Master Installation Execution Schedule

(Sorted by Project/Phase)

Task Name	1994				1995				1996				1997				1998				1999				2000				2001				2002				2003		
	Q4	Q1	Q2	Q3	Q4	Q1	Q2	Q3	Q4	Q1	Q2	Q3	Q4	Q1	Q2	Q3	Q4	Q1	Q2	Q3	Q4	Q1	Q2	Q3	Q4	Q1	Q2	Q3	Q4	Q1	Q2	Q3	Q4	Q1	Q2	Q3	Q4	Q1	Q2
Site FTD-031 Bldg T91 UST																																							
IRA (CENAB)																																							
M (CENAB)																																							
M (CENAB)																																							
M (CENAB)																																							
M (CENAB)																																							
M (CENAB)																																							
M (CENAB)																																							

Project File Name: F:\WAS\WINPRO\FDRUM_ALL.
 Current Date: 12/29/94
 Current Time: 12:59 PM

Task
Progress
Summary

7-7

72

Fort Drum

Master Installation Execution Schedule

(Sorted by Project/Phase)

Task Name	1994				1995				1996				1997				1998				1999				2000				2001				2002				2003		
	Q4	Q1	Q2	Q3	Q4	Q1	Q2	Q3	Q4	Q1	Q2	Q3	Q4	Q1	Q2	Q3	Q4	Q1	Q2	Q3	Q4	Q1	Q2	Q3	Q4	Q1	Q2	Q3	Q4	Q1	Q2	Q3	Q4	Q1	Q2	Q3	Q4	Q1	Q2
Site FTD-053 Bldg 2140 UST																																							
IRA (CENAB)																																							
RA (CENAN)																																							
IRA Soil (CENAB)																																							
M (CENAB)																																							
M (CENAB)																																							
M (CENAB)																																							
M (CENAB)																																							
M (CENAB)																																							

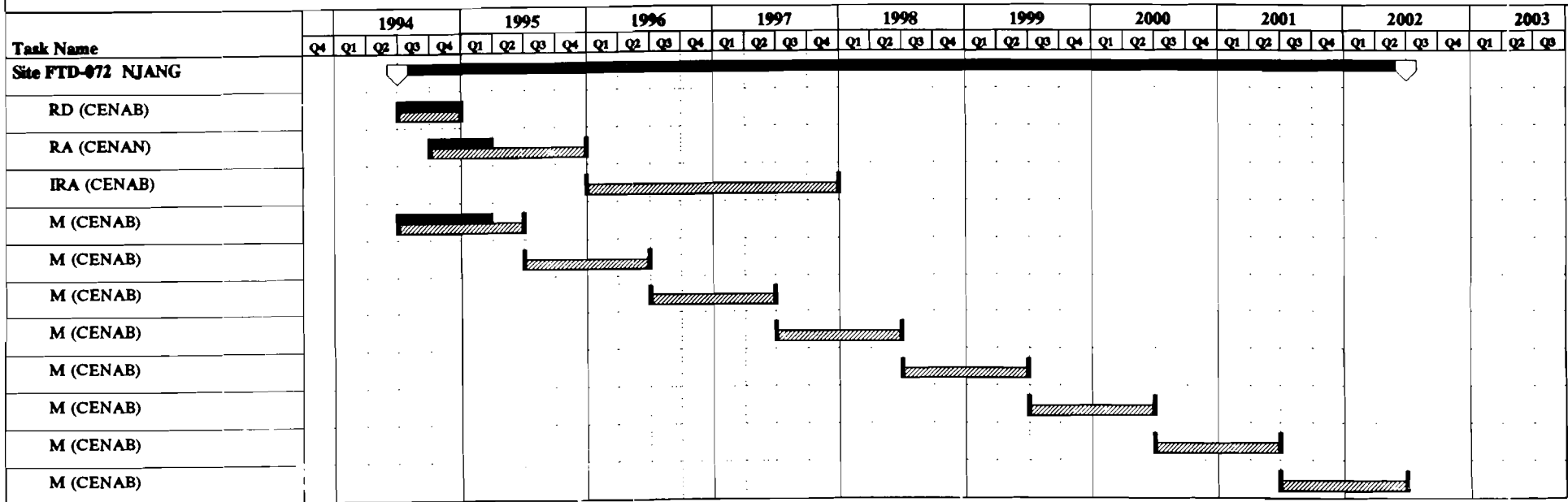
Project File Name: F:\WASWINPROJ\DRUM_ALL.
 Current Date: 12/29/94
 Current Time: 12:59 PM

Task Progress Summary

Fort Drum

Master Installation Execution Schedule

(Sorted by Project/Phase)



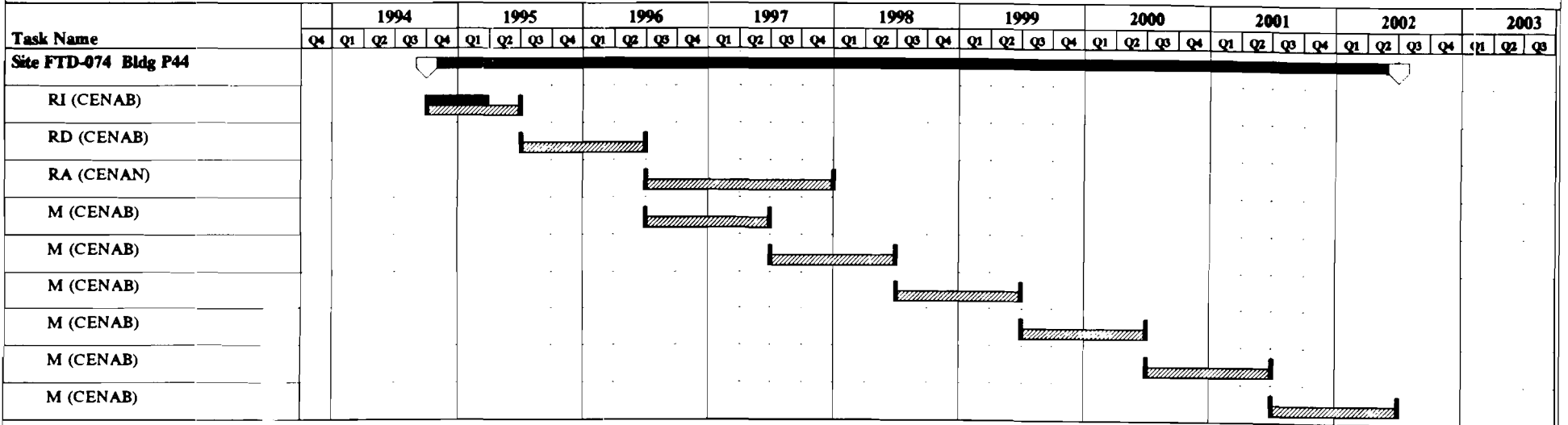
Project File Name: F:\WASWINPRO\DRUM_ALL.
 Current Date: 12/29/94
 Current Time: 12:59 PM

Task Progress Summary

Fort Drum

Master Installation Execution Schedule

(Sorted by Project/Phase)



7-10

Project File Name: F:\WASWINPROJ\DRUM_ALL.
 Current Date: 12/29/94
 Current Time: 12:59 PM

Task Progress Summary

2

Fort Drum

Master Installation Execution Schedule

(Sorted by Project/Phase)

Task Name	1994				1995				1996				1997				1998				1999				2000				2001				2002				2003			
	Q4	Q1	Q2	Q3	Q4	Q1	Q2	Q3	Q4	Q1	Q2	Q3	Q4	Q1	Q2	Q3	Q4	Q1	Q2	Q3	Q4	Q1	Q2	Q3	Q4	Q1	Q2	Q3	Q4	Q1	Q2	Q3	Q4	Q1	Q2	Q3				
Site FTD-076 Bldg 4002 Pesticide																																								
RA (CENAN)																																								
RD (CEMRK)																																								
RD (CEMRK)																																								
RA (CENAN)																																								
M (CENAB)																																								
M (CENAB)																																								
M (CENAB)																																								
M (CENAB)																																								
M (CENAB)																																								
M (CENAB)																																								
M (CENAB)																																								

7-11

Project File Name: F:\WAS\WINPROJ\DRUM_ALL.
 Current Date: 12/29/94
 Current Time: 12:59 PM

Task Progress Summary

qv

Fort Drum

Master Installation Execution Schedule

(Sorted by Project/Phase)

Task Name	1994				1995				1996				1997				1998				1999				2000				2001				2002				2003						
	Q4	Q1	Q2	Q3	Q4	Q1	Q2	Q3	Q4	Q1	Q2	Q3	Q4	Q1	Q2	Q3	Q4	Q1	Q2	Q3	Q4	Q1	Q2	Q3	Q4	Q1	Q2	Q3	Q4	Q1	Q2	Q3	Q4	Q1	Q2	Q3							
Site FTD-087 Sage Complex						[Summary Bar: Q1 1995 to Q4 1997]																																					
RI (CEMRK)						[Task Bar: Q1 1995 to Q2 1995]																																					
RA (CENAN)										[Task Bar: Q3 1995 to Q4 1996]																																	
RD (CEMRK)										[Task Bar: Q1 1996 to Q2 1996]																																	
RI - OP (CENAB)						[Task Bar: Q1 1995 to Q2 1996]																																					
RD (CENAB)										[Task Bar: Q3 1995 to Q4 1995]																																	
RA (CENAB)										[Task Bar: Q1 1996 to Q2 1996]																																	
M (CENAB)										[Task Bar: Q3 1995 to Q4 1996]																																	
M (CENAB)														[Task Bar: Q1 1997 to Q4 1997]																													

7-12

Project File Name: F:\WASWINPROJ\DRUM_ALL.
 Current Date: 12/29/94
 Current Time: 12:59 PM

Task Progress Summary

2

Fort Drum

Master Installation Execution Schedule

(Sorted by Project/Phase)

Task Name	1994				1995				1996				1997				1998				1999				2000				2001				2002				2003		
	Q4	Q1	Q2	Q3	Q4	Q1	Q2	Q3	Q4	Q1	Q2	Q3	Q4	Q1	Q2	Q3	Q4	Q1	Q2	Q3	Q4	Q1	Q2	Q3	Q4	Q1	Q2	Q3	Q4	Q1	Q2	Q3	Q4	Q1	Q2	Q3			
Site FTD-069 Bldg 1245 UST																																							
IRA (CENAB)																																							
M (CENAB)																																							
M (CENAB)																																							
M (CENAB)																																							
M (CENAB)																																							
M (CENAB)																																							
M (CENAB)																																							

Project File Name: F:\WAS\WINPROJ\DRUM_ALL.
 Current Date: 12/29/94
 Current Time: 12:59 PM

Task Program Summary

7-14

29

Fort Drum

Master Installation Execution Schedule

(Sorted by Project/Phase)

Task Name	1994				1995				1996				1997				1998				1999				2000				2001				2002				2003																	
	Q4	Q1	Q2	Q3	Q4	Q1	Q2	Q3	Q4	Q1	Q2	Q3	Q4	Q1	Q2	Q3	Q4	Q1	Q2	Q3	Q4	Q1	Q2	Q3	Q4	Q1	Q2	Q3	Q4	Q1	Q2	Q3	Q4	Q1	Q2	Q3	Q4	Q1	Q2	Q3	Q4													
Site FTD-___ Airfield San. Landfill																																																						
M (CENAB)																																																						
M (CENAB)																																																						
M (CENAB)																																																						

7-15

Project File Name: F:\WASWINPROJ\DRUM_ALL.
 Current Date: 12/29/94
 Current Time: 12:59 PM



Fort Drum Master Installation Execution Schedule (Sorted by Project/Phase)

Task Name	1994				1995				1996				1997				1998				1999				2000				2001				2002				2003																
	Q4	Q1	Q2	Q3	Q4	Q1	Q2	Q3	Q4	Q1	Q2	Q3	Q4	Q1	Q2	Q3	Q4	Q1	Q2	Q3	Q4	Q1	Q2	Q3	Q4	Q1	Q2	Q3	Q4	Q1	Q2	Q3	Q4	Q1	Q2	Q3	Q4																
Site FTD-__ Building T-2195																																																					
SI (CENAB)																																																					
IRA (CENAB)																																																					
M (CENAB)																																																					


Project File Name: F:\WASWINPROJ\DRUM_ALL.
 Current Date: 12/29/94
 Current Time: 12:59 PM

Task Progress Summary

Handwritten mark resembling a stylized 'B' or 'P'.

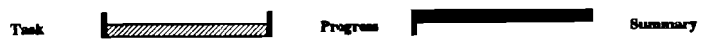
7-16

Fort Drum
FY95 Contract Award Schedule
 (Sorted by Project/Phase)



7-17

Project File Name: F:\WASWINPROJ\DRUM_95.M
 Current Date: 12/29/94
 Current Time: 12:50 PM



Fort Drum

FY95 Contract Award Schedule

(Sorted by Project/Phase)

Task Name	1994				1995				1996				1997				1998				1999				2000				2001				2002				2003								
	Q4	Q1	Q2	Q3	Q4	Q1	Q2	Q3	Q4	Q1	Q2	Q3	Q4	Q1	Q2	Q3	Q4	Q1	Q2	Q3	Q4	Q1	Q2	Q3	Q4	Q1	Q2	Q3	Q4	Q1	Q2	Q3	Q4	Q1	Q2	Q3	Q4	Q1	Q2	Q3	Q4				
M (CENAB)																																													
Site FTD-022 EOD Site (Range 17)																																													
RI (CENAB)																																													
M (CENAB)																																													
Site FTD-053 Bldg 2140 UST																																													
RA (CENAN)																																													
IRA Soil (CENAB)																																													
M (CENAB)																																													
M (CENAB)																																													
Site FTD-031 Bldg T91 UST																																													
IRA (CENAB)																																													
M (CENAB)																																													
Site FTD-025 Old Hosford EOD																																													
M (CENAB)																																													
Site FTD-074 Bldg P44																																													

Project File Name: F:\WAS\WINPROJ\DRUM_95.M
 Current Date: 12/29/94
 Current Time: 12:50 PM

Task Progress Summary

Fort Drum

FY95 Contract Award Schedule

(Sorted by Project/Phase)

Task Name	1994				1995				1996				1997				1998				1999				2000				2001				2002				2003							
	Q4	Q1	Q2	Q3	Q4	Q1	Q2	Q3	Q4	Q1	Q2	Q3	Q4	Q1	Q2	Q3	Q4	Q1	Q2	Q3	Q4	Q1	Q2	Q3	Q4	Q1	Q2	Q3	Q4	Q1	Q2	Q3	Q4	Q1	Q2	Q3	Q4	Q1	Q2	Q3	Q4			
RD (CENAB)																																												
Site FTD-089 Bldg 1245 UST																																												
IRA (CENAB)																																												
Site FTD-087 Sage Complex																																												
RI (CEMRK)																																												
RA (CENAN)																																												
RD (CEMRK)																																												
RI - OP (CENAB)																																												
RD (CENAB)																																												
Site FTD-___ Building T-2195																																												
SI (CENAB)																																												
Site FTD-___ Airfield Sun. Landfill																																												
M (CENAB)																																												

Project File Name: F:\WASWINPROJ\DRUM_95.M
 Current Date: 12/29/94
 Current Time: 12:50 PM

Task Progress Summary

22

7-19

B'

EXECUTOR AGREEMENTS

8.0 EXECUTOR AGREEMENTS

This Installation Execution Plan for Fort Drum was PREPARED by:

Shelley Spayde, DERP Program Manager, Fort Drum, NY Date

Steve Cho, Design Manager, Baltimore District Date

Brian Roberts, Technical Manager, Kansas City District Date

Lya Theodoratos, Project Manager, New York District Date

« « « « » » » »

This Installation Execution Plan for Fort Drum was APPROVED by:

Jim Haynes, Chief, Environmental Restoration Division, Fort Drum, New York Date

Dick Strong, Chief, Design Management Section, Baltimore District Date

George Cornwell, Chief, DERP Section, Kansas City District Date

Frank Santomauro, Deputy District Engineer for Project Management, New York District Date

86

APPENDIX A

1383s

APPENDIX B

MOAs