

APPLE VALLEY SHOPPING CENTER - PHASE I SOIL - GAS ANALYSES FROM TRC REPORT (MAY 14, 1993)

COMPOUND	PERC	TCE	C-DCE		VC	TOTAL
			131.0 GM/MOLE	97.0 GM/MOLE		
MOLECULAR WT	166.0 GM/MOLE	SOIL - GAS CONCENTRATION				UM/L
SAMPLE DISTANCE						UM/L
FEET	UG/L	UM/L	UG/L	UM/L	UG/L	UM/L
E-4	0	65.9	0.4	1260.0	13.0	13
F-4	20	1559.5	9.4	67.3	0.7	10
G-4	40	12200.0	73.5	1862.0	14.2	175
H-4	60	125.3	0.8	8424.0	86.8	1
EF-4-5	10	330.0	2.0			2
E-5	0	266.0	1.6	449.7	4.6	8
F-5	20	1773.5	10.7			11
G-5	40	19107.5	115.1	537.0	4.1	125
H-5	60	156.6	0.9	466.0	4.8	1
EF-5-6	10	6418.0	38.7	357.0	2.7	41
FG-5-6	30	11180.0	67.3			67
E-6	0	1887.0	11.4			11
F-6	20	1788.0	10.8			11
G-6	40	78.4	0.5			0
H-6	60	785.9	4.7			5
EF-6-7	10	1880.0	11.3			11

0.5

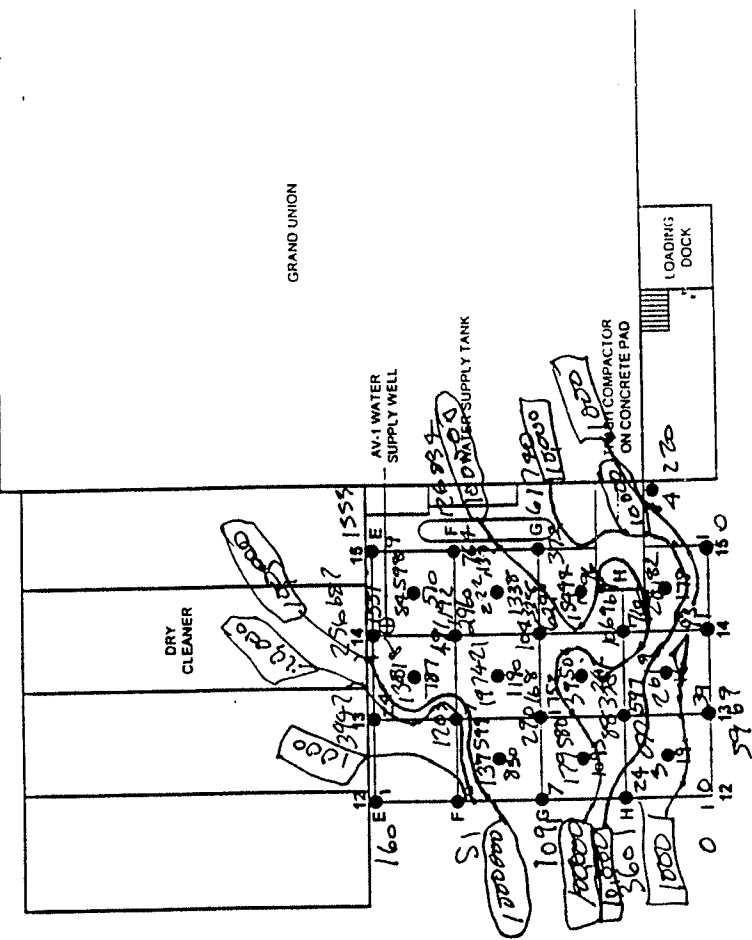
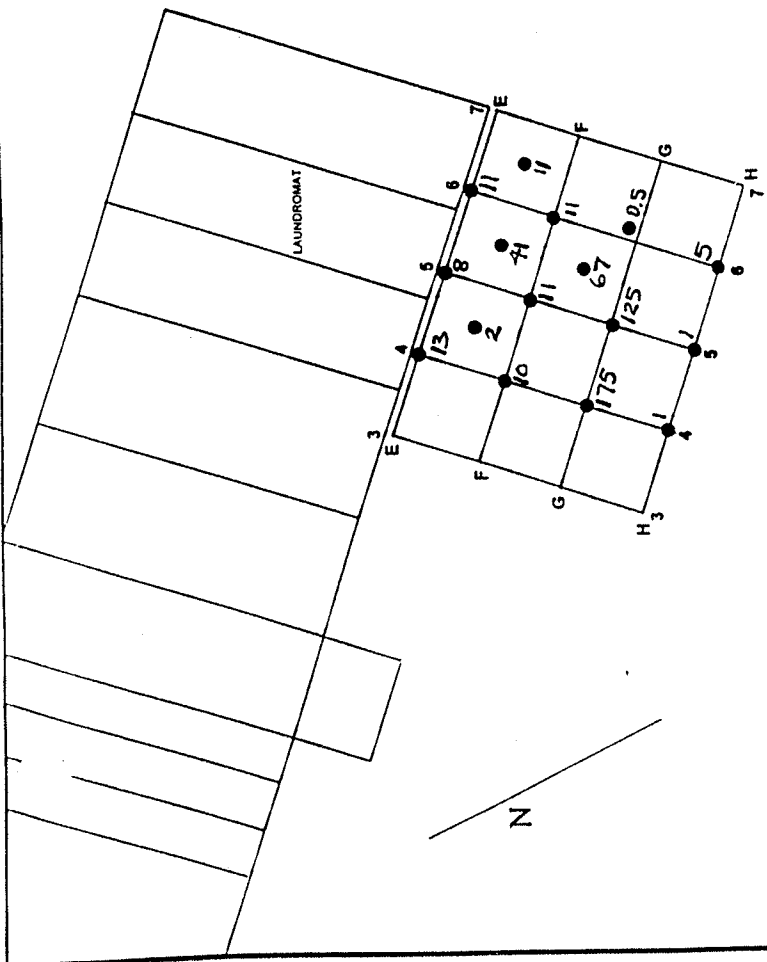
WHERE NO RESULTS ARE INDICATED, THE COMPOUND WAS NOT DETECTED AT OR ABOVE THE PRACTICAL QUANTITATION LIMIT (PQL) OF 50 PPB.

**TABULATION OF CONVERSIONS FROM MICROGRAMS PER LITER
IN SOIL GAS TO
MICROMOLES PER LITER**

APPLE VALLEY SHOPPING CENTER - PHASE II SOIL-GAS ANALYSES FROM TRC REPORT (MAY 14, 1993)

COMPOUND	PERC	TCE	C-DCE		VC		TOTAL
			166.0 GM/MOLE	131.0 GM/MOLE	97.0 GM/MOLE	62.5 GM/MOLE	
			ppb	ppb	ppb	ppb	
SAMPLE DISTANCE FEET	SOIL-GAS CONCENTRATION						TOTAL
	UG/L	UM/L	UG/L	UM/L	UG/L	UM/L	
E-12	0	160.4	1.0				1
F-12	20	50.8	0.3				0
G-12	40	1091.0	6.6				7
H-12	60	2980.0	18.0	184.6	436.0	4.5	24
I-12	80						0
FG-12-13	30	137180.0	826.4	418.7	3.2		830
GH-12-13	50	175260.0	1055.8	2621.5	20.0	17.5	1093
HI-12-13	70	3076.5	18.5				19
E-13	0	3947.0	23.8				24
F-13	20	1203.0	7.2				7
G-13	40	287800.0	1733.7	2368.0	18.1		1752
H-13	60	62850.0	378.6	17165.0	131.0	84.7	597
I-13	80	5674.0	34.2				39
EF-13-14	10	130000.0	783.1	517.5	4.0		787
FG-13-14	30	196740.0	1185.2	681.0	5.2		1190
GH-13-14	50	38500.0	231.9	527.5	4.0	3.8	242
HI-13-14	70	2619.0	15.8				16
E-14	0	254760.0	1534.7	1454.0	11.1	4.9	1551
F-14	20	490800.0	2956.6	392.5	3.0		2960
G-14	40	104100.0	627.1	238.0	1.8		629
H-14	60	78700.0	474.1	20960.0	160.0	74.7	710
I-14	80	93.4	0.6				1
EF-14-15	10	84470.0	508.9	128.0	1.0		510
FG-14-15	30	222000.0	1337.3	136.5	1.0		1338
GH-14-15	50	14182.0	85.4	1082.0	8.3	2.4	96
HI-14-15	70	24297.0	146.4	3208.0	24.5	7.0	178
E-15	0	1552.6	9.4	7.0			9
F-15	20	126780.0	763.7	53.5			764
G-15	40	61740.0	371.9				372
H-15	60						0
I-15	80						0
HI-15-16	70	55.4	0.3			215.0	4
						3.4	270

C



- Notes.
- 1 Soil gas survey was performed on May 4-7, 1993.
 - 2 The locations are based on a twenty foot grid.
 - 3 Samples were taken at the locations noted by the filled circles



TRC
TRC Environmental Corporation
14 Clarendon Woods, II
Suite 102
Albany, N.Y. 12211
(518) 452 4174

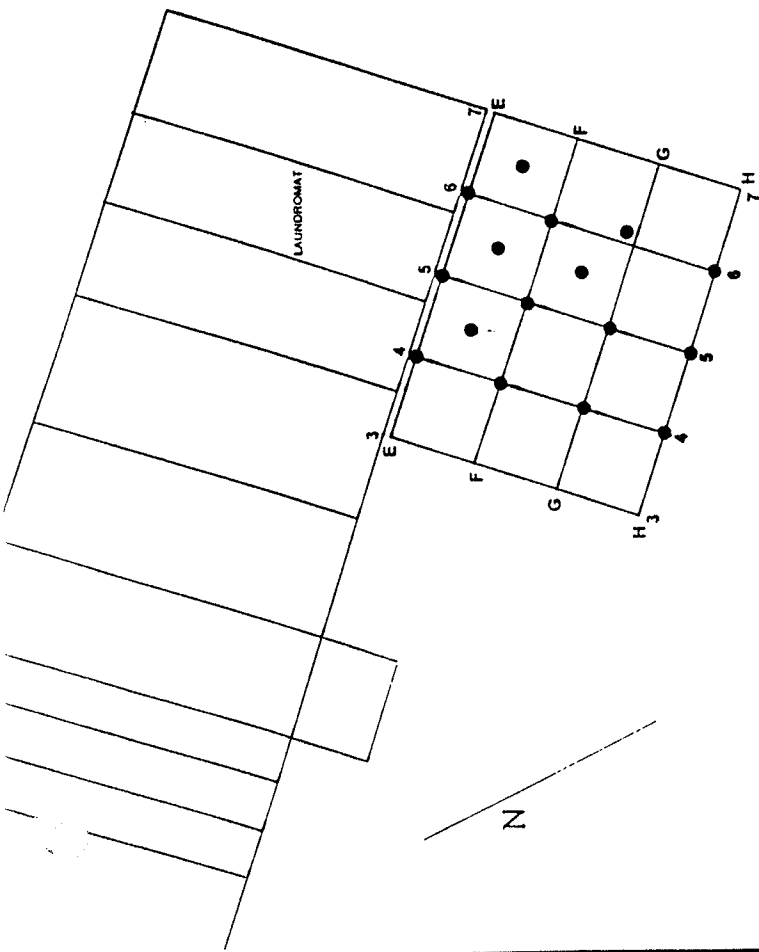
APPLE VALLEY SHOPPING CENTER

SOIL GAS SURVEY GRID

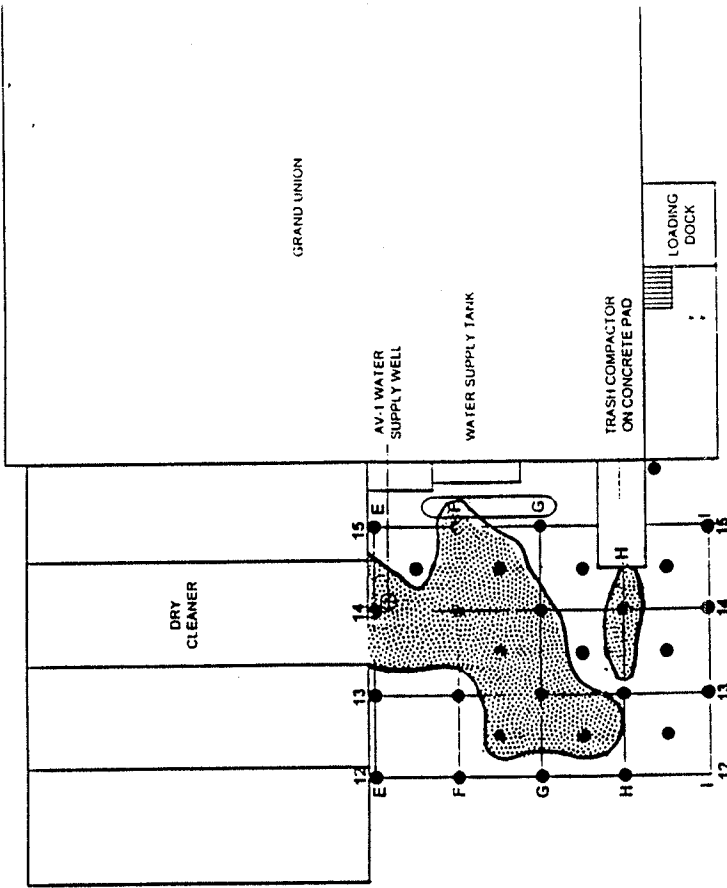
Drawing Date: 7/93 | Drawing No. 10840.060

**VALUES OF TOTAL CONCENTRATION OF PCE + TCE + 12-DCE + VC
IN MICROMOLES PER LITER**

D



- Notes.
- 1 Soil gas survey was performed on May 4-7, 1993.
 - 2 The locations are based on a twenty foot grid.
 - 3 Samples were taken at the locations noted by the filled circles.



TRC
 TRC Environmental Corporation
 14 Corporate Way
 Suite 100
 Apple Valley, NY 12211
 (518) 462-4124

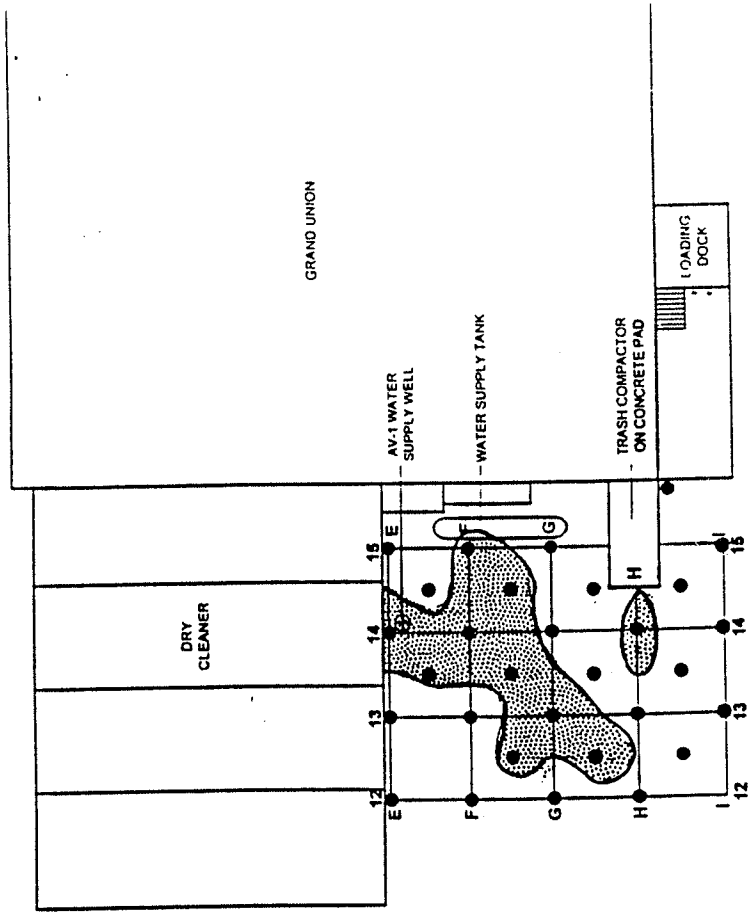
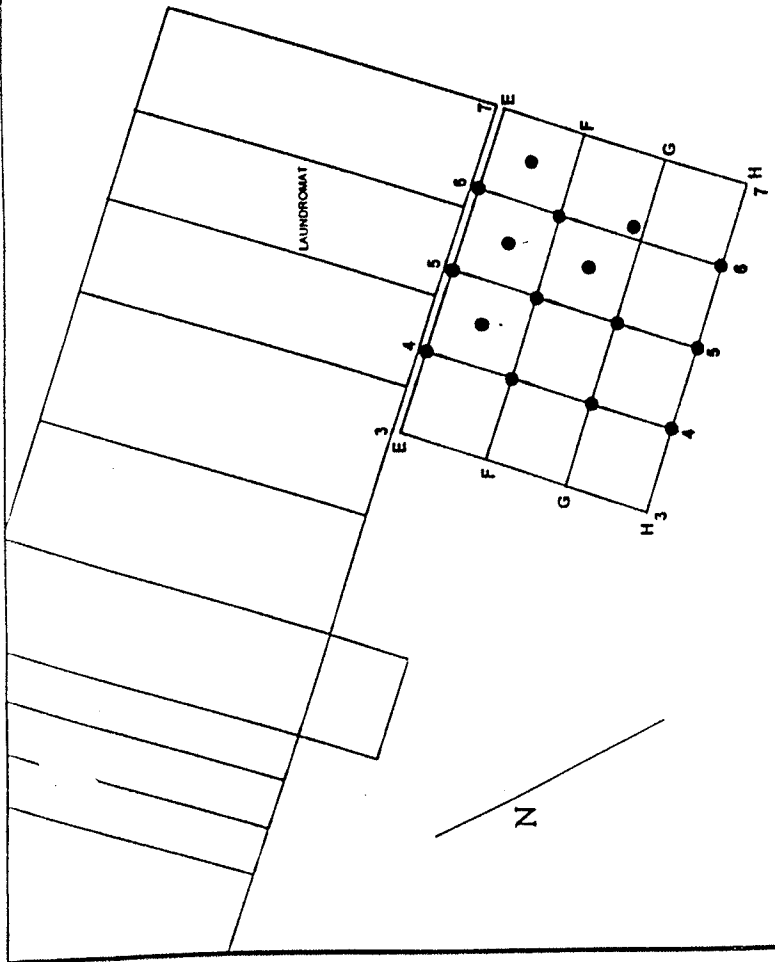
APPLE VALLEY SHOPPING CENTER

SOIL GAS SURVEY GRID

Drawing Date: 7/93 | Drawing No. 10940-080

TOTAL CONCENTRATION OF PCE+TCE+12-DCE+VC 600 MICROMOLE PER LITER CONTOUR

7



- Notes:
1. Soil gas survey was performed on May 4-7, 1993.
 2. The locations are based on a twenty foot grid.
 3. Samples were taken at the locations noted by the filled circles.



TRC
 TRC Environmental Corporation
 14 Corporate Woods II
 Albany, NY 12211
 (518) 482 4124

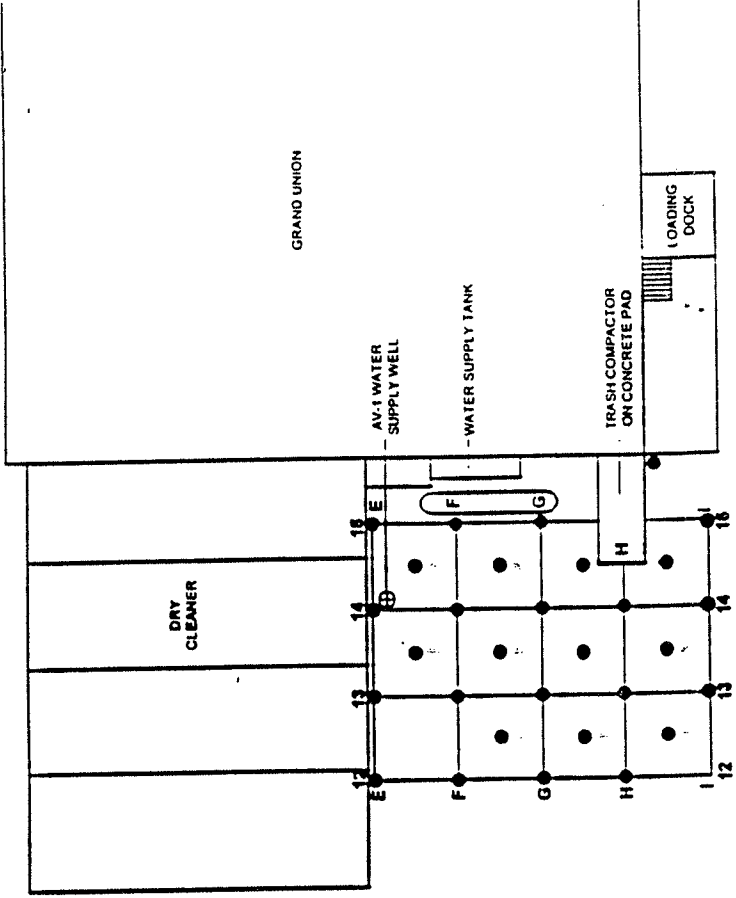
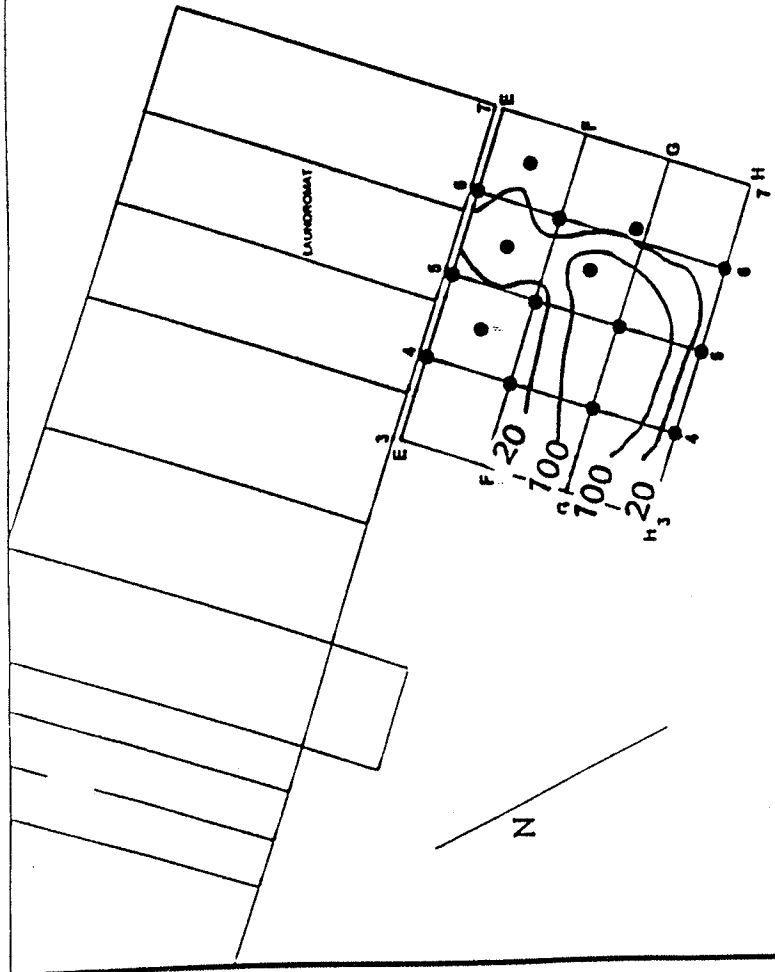
APPLE VALLEY SHOPPING CENTER

SOIL GAS SURVEY GRID

Drawing No. 10840 080
 Drawing Date: 7/93

**TOTAL CONCENTRATION OF PCE + TCE + 12-DCE + VC
 700 MICROMOLE PER LITER CONTOUR**

F



- Notes.
- 1 Soil gas survey was performed on May 4-7, 1983.
 - 2 The locations are based on a twenty foot grid.
 - 3 Samples were taken at the locations noted by the filled circles.



TRC
 14 Corporate Wood
 Suite 102
 Albany, NY 12211
 (518) 462-4124
 An Environmental Corporation

APPLE VALLEY SHOPPING CENTER

SOIL GAS SURVEY GRID

Drawing Date: 7/93 Drawing No. 10840-080

**TOTAL CONCENTRATION OF PCE+TCE+12-DCE+VC
 20 AND 100 MICROMOLE PER LITER CONTOURS**

6