Report. HW314078.11.9.1990
Reclass Petition

Copy full size

#314078

Petition to New York State Department of Environmental Conservation Reclassification of IBM Lease Property, IBM Hangar (Building 953), Dutchess County Airport

Prepared for:

IBM Corporation
Poughkeepsie, New York

November, 1990

Prepared by:

Groundwater Sciences Corporation
Chazen Engineering & Land Surveying Co., P.C.
Lawler, Matusky and Skelly Engineers

RECEIVED
NOV - 9 1990
BUREAU OF
HAZARDOUS SITE CONTROL
DIVISION OF HAZARDOUS
WASTE REMEDIATION

Table of Contents

1 SUMMARY INTRODUCTION 1
1.1 Summary Conclusions and Recommendations 1
1.2 Purpose 3
1.3 Organization 4

2 HYDROGEOLOGY 5
2.1 Geology 5
2.1.1 Bedrock 5
2.1.2 Unconsolidated Sediments 6
2.2 Groundwater Flow 6
2.2.1 Bedrock Unit 7
2.2.2 Soil Units 7

3 DETAILED SITE CHRONOLOGY 9
3.1 Initial Site Characterization 9
3.2 Long-Term Monitoring (1983-1986) 10
3.3 1986 Investigation of 1,1,1-Trichloroethane in IBM's Drinking Water Well 11
3.4 1986 Expanded Investigation and Installation of Perimeter Monitoring Wells 13
3.5 Long-Term Monitoring 1987-1988 and Additional Investigations in 1988 15

4 REMEDIAL ACTION 18
4.1 Source Removal 18
4.2 Protection of Drinking Water Supply Wells 18

5 LONG-TERM MONITORING 20
5.1 Results of 1988 Monitoring Programs 20
5.1.1 Groundwater Elevations 20
5.1.2 1988 Groundwater Chemistry 21
5.2 Results of 1989 Monitoring Program 25
5.2.1 1989 Groundwater Elevations 25
5.2.2 1989 Groundwater Chemistry 25
5.3 Current Monitoring Plan 27

6 CONCLUSIONS AND RECOMMENDATIONS 29

Table of Tables

Table 3-1:	Soil Data for #2 Fuel Oil	14
Table 3-2:	Soil Data for Oil and Grease	15
Table 5-1:	Number of New Maximum VOC Concentrations Identified During 1988 in Shallow Monitoring Wells Impacted by Off-Site Source	22
Table 5-2:	Number of New Maximum VOC Concentrations Identified During 1988 in Shallow Monitoring Wells	22
Table 5-3:	Number of New Maximum and New Non-Detect VOC Concentrations During 1988 in Monitoring Wells Constructed in Sand and Gravel or Bedrock	23
Table 5-4:	Comparison of Historical and 1988 Maximum Concentrations of Oil and Grease for Shallow Monitoring Wells Impacted by Off-Site Source	24
Table 5-5:	Building 953 Groundwater Monitoring Plan	28

Table of Figures

Figure 1-1: IBM Poughkeepsie Location Map
Figure 1-2: Monitoring Well and Cross Section Location Map
Figure 2-1: Geologic Setting
Figure 2-2: Generalized Cross Section A-A'
Figure 2-3: Bedrock Surface Elevation Contour Map
Figure 2-4: Bedrock Piezometric Surface Contour Map
Figure 2-5: Shallow Sand Water Table Flevation Contour Map
Figure 2-6: Sand and Gravel Piezometric Surface Contour Map
Figure 2-7: Groundwater Flevation Contour Map
Figure 4-1: Remediation Decision Process
Figure 5-1: New Maximum Concentrations in Shallow Wells
Figure 5-2: New Maximum Concentrations in Shallow Wells
Figure 5-3: Chemical Occurrence Map, Chloroethane

1 SUMMARY INTRODUCTION

In 1978, IBM Poughkeepsie initiated its Groundwater Protection Program (GWPP) in accordance with the IBM corporate program. The objectives of the program were to identify the occurrence of chemicals in the groundwater and soil and the sources of same, to take remedial action to eliminate such sources when they were locatable, recoverable and significant, and to establish a long-term groundwater monitoring program to detect changes in groundwater quality. The GWPP was carried out at the Main Plant and at those satellite locations which had used chemicals; the IBM hanger facility at the Dutchess County Airport (B953) was included in this program. The location of this leased property is shown on Figure 1-1, and a site plan is shown on Figure 1-2.

1.1 Snmmary Conclnsions and Recommendations

On January 13, 1988, based on information provided by IBM from its investigation and remediation program, the New York State Department of Environmental Conservation (NYSDEC) listed the IBM hangar leased property (B953) on the New York State Registry of inactive hazardous waste disposal sites as a Class 2a site. In March 1989, IBM submitted a report to NYSDEC (dated February, 1989) which concluded that a plume of dissolved volatile organic compounds (VOCs) was migrating onto the B953 property from the adjacent property leased by American Eagle. The March 1989 update of the registry continued to list the B953 site as Class 2a. However, on July 21, 1989, NYSDEC notified Dutchess County Commissioner of Aviation, B. Whited of a classification change for this site from Class 2a to Class 2 due to what NYSDEC referred to as confirmation of hazardous waste disposal at the site and contravention of groundwater standards. It appears that this reclassification may have been triggered by IBM's February 1989 report. This classification was not further revised in the 1990 registry, and no listing appeared in the 1989 or 1990 registries for the adjacent American Eagle property.

The information provided in the registry indicates concern regarding elevated pH and phenol detected during the initial investigation. However, the elevated pH was determined by IBM to result from the original well construction method exacerbated by the purging and sampling method and was identified and explained in a report transmitted to NYSDEC in August 1982 (Reference no. 1). Also, as explained in the report submitted to NYSDEC dated February 1989, the VOCs detected on-site are either from a minor one time discharge to the septic system in the case of concentrations below NYSDEC groundwater standards on the north side of the hangar, or from a plume migrating onto IBM's property from the American Eagle (formerly Command Airways) leased property in the case of concentrations above NYSDEC groundwater standards on the south side of the hangar.

The data provided in this document and previous reports leads to the following conclusions:

(a) There is no groundwater contamination problem at the B953 site relating to elevated pH, phenol or metals.

(b) There was a minor, one-time chemical release from the north septic system on IBM's leased property in 1986.

(c) Monitoring of the groundwater quality associated with that release demonstrates that initial low concentrations of VOCs in groundwater are either remaining the same or decreasing as a function of time and are below current NYSDEC groundwater standards and guidance values published in TOGS 1.1.1.

(d) With regard to this minor, one-time release by IBM, ongoing monitoring is the appropriate regulatory mechanism, and therefore warrants at most a Class 4 status.

(e) With regard to the transport of dissolved VOCs onto the B953 site across the southern property boundary, this report corroborates the conclusions of the February 1989 report that dissolved VOCs continue to migrate from the American Eagle facility onto the IBM leased property at concentrations that greatly exceed current NYSDEC groundwater standards and guidance values published in TOGS 1.1.1.

(f) This report also demonstrates that during 1989 concentrations of chemicals migrating onto the B953 site increased and significant concentrations of a new VOC (chloroethane) are now present in this plume.

(g) This chemical flux is a threat to IBM's on-site drinking water well and a potential threat to off-site private drinking water wells to the east along Route 376. These chemicals and the related threat may originate from a buried waste water tank on the American Eagle leased property, based on preliminary testing results and discussions with American Eagle and its consultants, Dames and Moore. A copy of the initial report on Dames and Moore's findings has been submitted by American Eagle to John O'Mara of NYSDEC's Region 3 New Paltz office.

It is recommended, therefore, that NYSDEC seek to have the American Eagle leased property south of IBM's leased property fully investigated as a Class 2 inactive hazardous waste disposal site, and that the boundaries of American Eagle's Class 2 site be drawn to include the impacted portion of IBM's leased property. If that study indicates that remediation is necessary, it is also recommended that NYSDEC oversee groundwater remediation, including remediation of chemicals which have migrated onto IBM's leased property. Furthermore, it is recommended that NYSDEC reclassify the remaining portion of the B953 site from a Class 2 to a Class 4 inactive hazardous waste disposal site, since the chemical plume which resulted in the current Class 2 designation migrates onto IBM's B953 leased property from the adjacent American Eagle leased property. This plume is not the result of hazardous waste activity on the B953 leased property.

1.2 Purpose

The purpose of this report is to provide the New York State Department of Environmental Conservation (NYSDEC) with technical information supporting a petition to reclassify the IBM B953 site from a Class 2 to a Class 4 Inactive Hazardous Waste Disposal Site. Also included in

this report are conclusions with regard to the current on-site groundwater quality and the influx of dissolved volatile organic compounds (VOCs) in groundwater flowing onto the B953 site from the adjacent American Eagle leased property.

1.3 Organization

The report is organized into several sections. Section 2 presents the hydrogeology of the site; Section 3 is a detailed chronology of historical site investigations, remedial actions and monitoring which were conducted by IBM at this property between 1981 and 1989; Section 4 discusses the remediation decision process and a summary of remedial actions taken; Section 5 discusses the 1988 and 1989 groundwater chemistry data for the site; and Section 6 provides conclusions and recommendations. Pertinent data and previous reports are provided in the appendices.

2 HYDROGEOLOGY

The subsurface bedrock underlying the B953 site consists of shales and argillites of the Ordovician Normanskill Formation. Unconsolidated sediments overlying bedrock consist of varying thicknesses of glacial sediments and alluvial deposits from meltwater streams. The components of the hydrogeologic setting are described in the following sections.

2.1 Geology

The site, shown on Figure 2-1, is underlain by shales and argillites of the Mt. Merino and Indian River Members (Omi) of the Ordovician Normanskill Formation. Also illustrated on Figure 2-1 are the locations of thrust fault contacts which lie to the east and west of B953.

A generalized cross section of the site, shown on Figure 2-2, shows four types of unconsolidated sediments overlying the bedrock beneath B953. From the lowermost to the uppermost, stratigraphically, this sequence is as follows:

1. Glacial till
2. Outwash and alluvial sand and gravel
3. Alluvial and lacustrine clay and clayey silt
4. Alluvial and lacustrine sand and sandy silt.

2.1.1 Bedrock

Figure 2-3 is a bedrock surface elevation contour map of the site. Generally, the bedrock surface lies beneath 55 to 73 feet of unconsolidated sediments, and forms a buried valley, the axis of which trends roughly east-west with the valley deepening toward the eastern corner of B953.

2.1.2 Unconsolidated Sediments

The unconsolidated sediment units underlying B953 occur in thicknesses ranging from only a few feet (and pinching out in some places) to approximately 20 feet. Generally, the clayey silt and till units are thinner where the sand and gravel is thicker, and thicker where the sand and gravel is thinnest.

The surficial unit is a sand and sandy silt approximately 10 to 15 feet thick. This sand is underlain by a clay and clayey silt unit which is exposed at the surface near well A-4G, where the sand unit is absent.

Below the clay and clayey silt unit is a fine to coarse sand and gravel which pinches out between wells A-1S and A-9R on the eastern side of B953, south of the parking area. This unit becomes thicker and shallower in the northwest corner of the site.

Underlying the sand and gravel unit is a dense till composed of clay, silt, sand, and pebbles which, where present, directly overlies the shale bedrock. This till unit is thickest in the southeast portion of the site and thins to the north and west, where it is absent at well A-4G. At this location the sand and gravel unit directly overlies shale bedrock.

2.2 Groundwater Flow

There are three groundwater transmitting units at the B953 site: the shale bedrock, the sand and gravel unit, and the surficial sand and silty sand unit. Figures 2-4, 2-5 and 2-6 are groundwater elevation contour maps for these three units.

2.2.1 Bedrock Unit

Figure 2-4 shows the configuration of the groundwater elevation contours in the shale bedrock underlying the site. Also shown is the direction of groundwater movement, which is towards the east.

Generally, the bedrock unit is isolated from the overlying groundwater transmitting zones by the well indurated till unit, which directly overlies the bedrock. When the till overlies bedrock, downward vertical flow components are indicated by higher water levels in the sand and gravel unit than in the bedrock unit. During the original investigation of the site, it was revealed that the till unit pinches out and is absent in the northwest area of B953. In this area, the sand and gravel unit directly overlies bedrock, allowing direct intercommunication of these two groundwater transmitting units. An upward vertical flow component exists from the bedrock to the sand and gravel in this area.

2.2.2 Soil Units

Figures 2-5 and 2-6 show the configurations of the groundwater elevation contours in the shallow sand and in the sand and gravel, respectively, based on water level measurements taken in December of 1986. Also shown are the directions of groundwater movement in each of these units.

Groundwater flow in the shallow sand unit is generally in a northwesterly direction, towards the pond located to the northwest of B953. The configuration of the contour map indicates that a preferred zone of groundwater flow exists along the northeast side of B953 and trends from southeast to northwest. This preferred flow path is most likely due to the composition and thickness of the shallow unit, which was determined to have varying amounts of finer-grained sediments throughout the unit and variable thickness.

Figure 2-7 shows a detail of the groundwater flow conditions in the shallow sand in the southeast corner of the site. This figure shows a preferred groundwater flow path associated with an apparent coarser-grained and thicker section of the shallow sand unit identified at boring A-42S.

A vertical downward flow component also occurs in this area from the shallow sand to the sand and gravel, then to the bedrock. Once in the bedrock, groundwater following this vertical path can either enter IBM's on-site supply well or move off-site in the direction of other private supply wells.

The groundwater gradient within the sand and gravel unit is variable and shows a very shallow slope, only 0.4 percent, with groundwater movement towards the west-northwest (Figure 2-6). Despite the relatively flat gradient, groundwater in the sand and gravel appears to flow towards a discharge point, possibly Wappinger Creek, located west of the airport.

3 DETAILED SITE CHRONOLOGY

This section describes the voluntary groundwater investigation and monitoring activities undertaken by IBM at the B953 site from 1981 to 1989. Where appropriate, previous reports are referenced, with key reports reproduced as appendices to this report.

3.1 Initial Site Characterization

As a result of IBM's corporate-wide groundwater protection program, IBM Poughkeepsie implemented a reconnaissance survey at B953 in 1981 and 1982 to determine whether or not chemicals had been released to the environment. Wells completed during the initial investigation included A-1S through A-9R (Figure 1-2). The results of that investigation were documented in several reports (Reference Nos. 1-4). The investigation concluded that there had been no release of chemicals and there was no plume resulting from the use of chemicals by IBM at B953. All groundwater sampled during the initial investigation complied with all New York State groundwater standards and guidelines.

Initially, pH was identified at high levels in several monitoring wells. After a thorough investigation in March 1982, this elevated pH was determined to be a result of the monitoring well construction technique, which used a mixture of bentonite clay and cement grout to provide an annular hydraulic seal between the riser pipe and the wall of the borehole in monitoring wells completed as piezometers. It was determined that groundwater which came into contact with the cement/bentonite grout exhibited increased pH (as high as 12). It was that increase in pH which was initially identified and monitored at this site, and documented in a report dated August 1982 (Appendix B, Reference no. 1).

The initial elevated pH readings resulting from this bentonite/cement grout were eliminated in March 1982 by more effectively purging the wells. Figures 5 through 13 located in Appendix

B from the August 1982 report (Reference no. 1), show the effects of well pumping versus time and the resulting decrease in pH value. Therefore, in 1982 it was concluded no release of chemicals to the environment had occurred and that the initial high pH measurements were the result of the well construction method.

Subsequent elevated pH values have also been detected at this site. These have been associated with wells exhibiting substantial thicknesses of grout. This has especially been the case for monitoring wells A-2G and A-9R, including values of 9.09 in April 1986 at A-2G and 9.75 in June 1987 at A-9R (Reference nos. 9 and 10 respectively). As discussed in the August 1982 report, the grout seal at A-2G is intermixed with formation sands and gravels, which created discontinuities in the seal and subsequently exposed greater surface area for the release of soluble alkalies from the grout. From analysis of the pH data, soluble alkalies are still being released from the grout at this well. Well A-9R has a large volume of grout below the groundwater table, which accounts for the elevated pH values measured since 1982. Well A-24R, on the other hand, located adjacent to A-9R, was constructed by using a bentonite slurry seal instead of grout and has pH values well within the New York State Standards. This is an important observation since it appears that the site has been listed as a Class 2 inactive hazardous waste disposal site in large part due to these historical high pH measurements.

3.2 Long-Term Monitoring (1983-1986)

Between 1983 and 1986, the B953 facility was monitored as part of IBM's ongoing groundwater monitoring program to: (a) further confirm the conclusions of the 1981 and 1982 investigations, and (b) monitor IBM's ongoing activities at this facility. Monitoring results have been submitted to NYSDEC (Reference nos. 5, 7, 9, 10). These results showed occasional low concentrations of 1,1,1-trichloroethane (TCA) in various monitoring wells, at levels below the New York State

guidance value of 50 $\mu g/l$. No trends were established by these data, however, in 1986 recurrent low concentrations of TCA in IBM's on-site drinking water well caused IBM to perform additional investigations at the B953 facility.

3.3 1986 Investigation of 1,1,1-Trichloroethane in IBM's Drinking Water Well

In 1986, IBM identified TCA at concentrations less than 10 $\mu g/l$ in the on-site drinking water well located on the north side of the hangar. As a result of that confirmed observation, IBM implemented a groundwater investigation north of the hangar and investigated on-site uses of TCA to locate the source of this chemical. During this investigation, six monitoring wells were installed between the building and a surface water pond located some 100 feet north of the building (A-10S to A-15S). Samples collected from these monitoring wells indicated low concentrations of TCA in the shallow sand unit. Detections ranged from ND @ 1.0 $\mu g/l$ at A-15S to 35 $\mu g/l$ at A-14S (Reference no. 9). All of these concentrations were less than the New York State 50 $\mu g/l$ guidance value. Samples were also taken from the septic tank and the storm drain serving the facility. TCA was identified in the north septic tank samples.

The concurrent investigation of TCA uses in the building determined that a mop which had been used with TCA to clean a small area of the hangar floor was subsequently used by custodial personnel to mop and clean a non-hangar floor surface. That mop was then rinsed in a utility sink which drained to the north septic tank. TCA residue was thus rinsed into the septic tank. From there it is presumed that TCA dissolved in waste water discharged to the shallow sand via the septic leachfield.

IBM immediately implemented operational changes at the hangar facility to prevent a recurrence of this practice and IBM replumbed the sink so that its discharge was conveyed to a double-walled, above ground industrial waste storage tank. As a result of those operational and physical changes,

no new release of chemicals to the subsurface disposal system could occur. Subsequent groundwater monitoring indicates that concentrations of TCA in monitoring wells north of B953 have decreased since the initial observations in 1986, indicating that no new discharges have occurred.

B953 is also served by a second subsurface disposal system, located south of the building. As a precaution, five shallow wells were installed and sampled in 1986 in the area of the leachfield associated with this system (A-16S to A-20S). With the exception of monitoring well A-20S, these wells did not indicate the presence of halogenated VOCs in groundwater, as was the case with the north septic system.

A-20S, on the other hand, showed persistent elevated concentrations of TCA and its transformation products, at levels which occasionally exceeded the NYS guidance values of 50 $\mu g/l$ per constituent and 100 $\mu g/l$ for total VOCs. In 1986, maximum detections of TCA, 1,1-dichloroethane and trans-1,2-dichloroethylene at A-20S occurred at 75, 94, and 3 $\mu g/l$ respectively (Reference no. 9). This well was located immediately upgradient from a previously removed buried dilute industrial waste tank, which had tested tight at the time of its closure in 1982. Therefore, it was assumed that the dissolved VOCs detected at monitoring well A-20S resulted from some minor, unrecorded release, most likely associated with routine operations to remove dilute waste water from this tank. As was later discovered, these elevated VOC concentrations were actually the first indication of a VOC plume migrating onto the IBM site from the lease property to the south.

3.4 1986 Expanded Investigation and Installation of Perimeter Monitoring Wells

Later in 1986, an additional investigation was performed relative to a potential source associated with two previously removed underground storage tanks (USTs), including the one near A-20S and another a short distance away near A-1S. The approximate former locations of these tanks are shown on Figure 1-2. This investigation involved the installation of five additional wells near the locations of these former tanks. These five wells (A-26S, A-26G, A-27S, A-27G and A-28S (Figure 1-2)) were completed in the shallow sand and the sand and gravel units to determine the horizontal and vertical distribution of dissolved VOCs in close proximity to these tanks. No detectable concentrations were found in the sand and gravel wells (A-26G and A-27G). However, dissolved VOCs were detected in the three shallow sand wells, including the upgradient well A-28S. These dissolved VOCs were also later determined to result from a plume of VOCs migrating onto the IBM site from the lease property to the south, rather than from IBM's on-site operations associated with these two USTs.

Eight additional wells were installed in 1986 to provide monitoring protection for on-site and off-site drinking water supply wells. Monitoring wells A-21S, G and R (Figure 1-2) provide this monitoring protection for IBM's on-site supply well in all three water transmitting units. Perimeter monitoring wells A-22R, A-23R, A-24R, A-25R and A-30G (Figure 1-2) were installed in the sand and gravel, and bedrock units to monitor groundwater flow off the site in the direction of off-site private water supply wells. A-29G was abandoned because no sand and gravel was encountered in this boring.

The second expanded investigation performed in late 1986 was to identify the source of elevated oil and grease concentrations detected in monitoring wells A-18S and A-19S near the southern

lease boundary. Analyses conducted on soil samples from borings A-18S and A-19S were positive for No. 2 fuel oil, with concentrations ranging between 8 microliters/kilogram ($\mu l/kg$) to 6,900 $\mu l/kg$. Results of soil analyses for these locations are shown in Table 3-1.

Table 3-1
Soil Data for #2 Fuel Oil at
Borings A-18S and A-19S $\mu l/kg$

Depth Below Ground, Ft.	A-18S	A-19S
6-7	6600	3200
7-8	6900	1000
8-9	456	8

The expanded investigation involved the collection of soil samples from hand-augured borings A-31A to A-38S, and the installation of shallow monitoring wells A-31S to A-37S and A-39S (Figure 1-2) along the southern lease boundary (A-38S was abandoned due to caving after the soil sample was collected). Analyses for petroleum products in borings A-31S through A-38S were positive at each location (Table 3-2). Each of these samples was collected at a depth corresponding to the water table within the surficial sand unit. Results of analyses for petroleum products in soil samples from these wells ranged from 22.8 milligrams per kilograms (mg/kg), to 7,669.5 mg/kg. Analyses for volatile organic compounds in the soil samples from borings A-31S through A-38S were negative with the exception of TCA in well A-36S at a concentration of 21 micrograms per kilogram ($\mu g/kg$). Results of soil analyses for these locations are shown in Table 3-2.

Table 3-2
Soil Data for Oil and Grease at Borings A-31S through A-38S

Boring	Oil and Grease Concentration mg/kg
A-31S	22.8
A-32S	31.2
A-33S	25.2
A-34S	512.4
A-35S	215.9
A-36S	7668.5
A-37S	28.6
A-38S	35.2

Based on the results of this investigation, it was determined that fuel oil was migrating onto the IBM lease facility from the adjoining property to the south (American Eagle). The data and conclusions from this investigation were shared with NYSDEC. As a result, NYSDEC required American Eagle to investigate its site and to implement remedial activity.

At the conclusion of these expanded investigations, IBM informed American Eagle, NYSDEC, the Dutchess County Commissioner of Aviation and the Dutchess County Health Department of its findings and conclusions. IBM then resumed long-term monitoring, adding the new wells installed to investigate the tanks and the new wells installed to provide monitoring protection for water supply wells.

3.5 Long-Term Monitoring 1987-1988 and Additional Investigations in 1988

In 1987 and early 1988, this monitoring program identified an increase in VOC concentrations in the vicinity of the southern property boundary (A-1S, A-20S, A-26S, A-27S and A-28S). IBM responded by performing additional investigations at the site. Monitoring wells A-40S to A-43S (Figure 1-2) were installed along the southern lease property line upgradient from the on-site

wells in which concentrations had increased. Also, monitoring well A-44S was installed downgradient from existing well A-26S to better define the leading edge of the plume migrating onto IBM's lease property. Well A-45G was also installed at this time as an additional perimeter monitoring well in the sand and gravel unit.

Groundwater quality and elevation data from these wells confirmed that 1,1-dichloroethane (DCA), TCA and various other dissolved organic solvents were migrating onto the IBM lease property. A report on this investigation, dated February 1989, was transmitted to NYSDEC. This report, entitled "Hydrogeology and Chemistry Along the Southeast Leased Property Boundary, IBM Hangar (B953) Dutchess County Airport", February 1989 (Reference no. 11), is reproduced in its entirety in Appendix C.

The data and conclusions from that report were shared with the Dutchess County Commissioner of Aviation and the Dutchess County Health Department on February 16, 1989. As a result of that presentation the Dutchess County Health Department sampled private drinking water wells along Route 376. Those data are available from the Dutchess County Health Department records and files. In addition to transmitting a copy of the February 1989 report to NYSDEC, on February 28, 1989 Mr. Daniel Stone, one of IBM's consultants, made a site inspection with Mr. Barnes of NYSDFC, Region 3.

The February 1989 report concluded that the migration of chemicals across the southern property boundary onto the IBM lease property constituted a potential threat not only to IBM's drinking water supply well, but also to drinking water supply wells used by adjoining property owners east of the site. That conclusion was based on IBM's on-site hydrogeological investigations which indicate that groundwater flowing onto the site in the shallow sand can leak vertically

downward into the bedrock unit, and then flow off-site to the east and southeast in the bedrock. IBM's on-site supply well is completed in the bedrock and the off-site wells are presumed to also penetrate this unit.

IBM's on-site supply well still exhibits low concentrations of TCA and bottled water is being provided for potable use in B953. The off-site water supply wells are currently protected only by the perimeter monitoring program being operated by IBM. To date, analyses of samples collected from off-site supply wells by the DCDOH have not detected any dissolved VOCs. Nevertheless, it is imperative that the off-site source and areal extent of the plume be thoroughly and completely studied to ensure that private supply wells are not threatened by an unmonitored off-site flow path other than that identified in the shallow sand unit along IBM's southern lease boundary.

4 REMEDIAL ACTION

As part of its Groundwater Protection Program, IBM Poughkeepsie developed a logical approach to decide when remedial action should be taken in response to findings of chemicals in groundwater or soils. This approach is summarized in IBM's Remediation Decision Process (RDP, Figure 4-1).

The details of the derivation and application of the RDP are contained elsewhere (Reference no. 6). Briefly, remedial source removal is performed when the source is locatable, recoverable, and significant. If there is a definable plume, and a potable groundwater supply is affected, IBM would provide an alternate supply. If that were not possible, or the remaining plume represented a significant threat to the environment, IBM would control the plume of chemicals. In any case, where a definable plume continues to exist after the above action steps, long-term monitoring would be performed.

4.1 Source Removal

In 1986, after the source of VOCs in the site's groundwater on the north side of B953 was suspected to be a release via the north septic system, actions were taken to eliminate the source. Remediation included removing and properly disposing of the contents of the north septic tank and the south septic tank, and modifying chemical use practices inside the hangar such that any future releases would be to an above-ground, double contained industrial waste tank.

4.2 Protection of Drinking Water Supply Wells

In 1986, the site's water supply well was placed on a monthly monitoring schedule to confirm that concentrations of VOCs do not increase. At this time, IBM also provided the occupants of B953 with bottled water. Bottled water continues to be provided to the building occupants as a precaution, only.

In addition to these actions to protect IBM's on-site supply well, 12 monitoring wells were selected for long-term monitoring to ensure that dissolved VOCs entering IBM's property from the south in the shallow sand, do not then leave IBM's lease property via the sand and gravel or bedrock units. IBM's current long-term monitoring program, which now includes these wells, is discussed in more detail in the following section.

5 LONG-TERM MONITORING

As noted in the preceding chronology, IBM began long-term monitoring at this site in 1983. Results of these monitoring activities have been routinely transmitted to NYSDEC (Reference nos. 5, 7, 9 and 10).

The purpose of this section is to transmit the results of the 1988 and 1989 monitoring programs and to describe the current monitoring plan. Continued monitoring at 12 wells is the only action that is necessary on IBM's B953 lease property as a result of any release of chemicals on that property, or to monitor the site perimeter in areas other than that impacted by the plume migrating onto the site from American Eagle. Any additional investigation, remedial action or monitoring should be focused on locating, remediating and monitoring the off-site source of the VOC plume migrating onto IBM's lease property, and the related impact to groundwater on the B953 property. Since this source is obviously not on IBM's lease property, the need for such actions should not effect the classification of IBM's B953 property as an inactive hazardous waste disposal site listed on the NYS Registry. Therefore, the IBM B953 lease property should be reclassified from Class 2 to Class 4 to reflect that the only action required for releases at this site is continued monitoring in accordance with this plan.

5.1 Results of 1988 Monitoring Programs

5.1.1 Groundwater Elevations

The monitoring program at B953 includes measuring static water levels and tracking groundwater elevations in monitoring wells. Table D-1 in Appendix D lists the bedrock and soil monitoring wells and their corresponding groundwater elevations measured in 1988 and 1989.

5.1.2 1988 Groundwater Chemistry

Appendix D also presents the results of the 1988 groundwater analyses, and the historical maximum and minimum results. As the data reports included in the appendix show, groundwater samples were collected during several months in 1988. These samples were analyzed for a variable list of constituents, including VOCs, inorganic compounds, acid extractables, base neutral compounds, pesticides, metals, and oil and grease.

Tables D-2 through D-4 present a comparison of historical maximum concentrations (pre-1988) with the 1988 maximum concentrations for VOCs detected at each well monitoring, respectively: 1) shallow wells impacted by the off-site source; 2) shallow wells potentially impacted by on-site activities; and 3) wells constructed in the sand and gravel or bedrock. Data for wells A-40S to A-45S included in Table D-2 are from the investigation performed during 1988, not the long-term monitoring program, and there are no pre-1988 historical data. It should be noted, however, that wells A-40S through A-44S, which were completed along IBM's upgradient lease boundary to detect VOCs migrating onto the site from the south, exhibit the highest concentrations of total VOCs detected anywhere on the site (Table D-2).

Additionally, Table D-2 shows that in 1988 a significant number of new maximum concentrations for VOC constituents occurred in wells monitoring the chemical plume moving onto IBM's lease property from the property to the south. Table 5-1 shows a summary of these new maximum concentrations by well.

Table 5-1
Number of New Maximum VOC Concentrations Identified During 1988 in Shallow Monitoring Wells Impacted by Off-Site Source

Well	New Maxima
A-1S	1
A-20S	4
A-26S	4
A-27S	1
A-28S	0
A-31S	1
A-36S	3
A-37S	0
Total	*15*

Table 5-2 shows that in shallow wells potentially impacted by IBM's on-site activities, there were only two new maximum VOC concentrations detected (see Table D-3, Appendix D). One of these appears to have resulted from the transformation of TCA to DCA by reductive dehalogenation in well A-13S. Since the chemicals detected in these wells are also detected in the plume flowing onto the site from the south, it is not possible to rule out that these wells are also now or soon to be impacted by the plume moving onto the B953 property.

Table 5-2
Number of New Maximum VOC Concentrations Identified During 1988 in Shallow Monitoring Wells Potentially Impacted by On-Site Source

Well	New Maxima
A-7S	0
A-8S	0
A-11S	1
A-13S	1
A-17S	0
A-18S	0
A-19S	0
Total	*2*

Similarly, Table 5-3 shows a summary of new maxima in deeper wells completed in the sand and gravel or the bedrock. This table shows only two new maxima, neither of which exceeds groundwater standards.

Table 5-3
Number of New Maximum VOC Concentrations Identified During 1988 in Monitoring Wells Constructed in Sand and Gravel or Bedrock

Well	New Maxima
A-2G	0
A-3R	0
A-4G	0
A-5R	0
A-6G	1
A-9R	0
A-21G	0
A-21R	0
A-22R	0
A-23R	0
A-24R	0
A-25R	1
A-26G	0
A-27G	0
A-30G	0
Total	2

To further illustrate the observations made from these tables, Figures 5-1 and 5-2 show the number of new maxima detected at each shallow sand well monitoring the plume migrating onto the site from the south (Figure 5-1) and monitoring VOCs potentially associated with IBM's on-site activities (Figure 5-2). Also shown on both of these figures is the flow path followed by the plume of VOCs entering the site from the south. It is apparent from these figures that most of the wells showing new maximum concentrations in 1988 are located along or close to this flow path.

This pattern of new maxima in the shallow sand indicates that the movement of dissolved VOCs onto IBM's lease property from the south was the source of increasing maximum concentrations (including new detections) at this site during 1988 where concentrations otherwise are diminishing as a result of IBM's on-site operational changes.

Finally, Table 5-4 shows a comparison of historical and 1988 maximum concentrations of oil and grease in those wells which monitor the plume of fuel oil which also flows across the southern boundary from American Eagle as a result of a fuel oil release on that property. This comparison reveals a potential pattern of decreasing oil and grease concentrations in this plume, possibly resulting from remedial actions taken on the adjacent property.

Table 5-4
Comparison of Historical and 1988 Maximum Concentrations of Oil and Grease for Shallow Monitoring Wells Impacted by Off-site Source

Well	Historical Maximum (mg/l)	1988 Maximum (mg/l)
A-28S	51.0	3.0
A-32S	30.0	2.8
A-33S	802.0	4.0
A-34S	150.0	5.8
A-36S	5971.0	32.0
A-37S	57.0	3.8
A-39S	21.0	16.0
A-40S	New Well	ND
A-41S	New Well	ND
A-42S	New Well	18.0
A-43S	New Well	1.50
A-44S	New Well	4.0

ND - Not detected

5.2 Results of 1989 Monitoring Program

5.2.1 1989 Groundwater Elevations

Groundwater elevations were measured in all monitoring wells at the B953 property, on a quarterly basis during 1989. These water level measurements are presented in Table D-1 in Appendix D, together with the elevations for 1988. Examination of these water levels indicates that there has been no significant change in the pattern or range of groundwater elevations at this property, indicating that groundwater flow conditions have not changed. In particular, these data show that groundwater flow in the shallow sand is still from the American Eagle lease property onto the IBM lease property.

5.2.2 1989 Groundwater Chemistry

The results of the 1989 groundwater monitoring program at B953 are presented in Appendix D, together with the 1988 results. In 1989, the additional wells installed during the 1988 investigation of the off-site plume were added to the long-term monitoring program. Therefore, monitoring was performed during 1989 for three purposes: 1) to monitor the perimeter in the sand and gravel and bedrock to ensure that chemicals were not moving off-site in these potential drinking water aquifers; 2) to monitor the chemical plume moving onto IBM's lease property from the American Eagle lease property to the south; and 3) to monitor the fuel-oil plume moving onto IBM's property from the American Eagle lease property to the south.

In general, the results of the 1989 monitoring program confirm that a plume of dissolved VOCs is migrating onto the IBM property from the American Eagle property to the south, and that the concentrations and number of chemicals in this plume are both increasing. In this regard, Appendix D contains time versus concentration plots for wells which monitor this plume after it migrates onto IBM's property. The first of these plots, for monitoring well A-1S, clearly shows

a substantial increase in the concentration of the principal constituent contained in this plume (DCA), from a value of non-detect at 1 $\mu g/l$ for samples collected from 1981 through 1987, to a dramatic increase beginning in 1988, with the most recent concentration being 85 $\mu g/l$.

The graph for monitoring well A-20S (which is not a fully penetrating well) shows that constituents associated with this plume have been present in groundwater off the southeast corner of IBM's hangar facility, at least since this well was installed in January 1986.

Monitoring well A-26S, which was installed and first sampled in late 1986, shows these constituents present initially at low concentrations. However, subsequent monitoring data from late 1987 through 1989 shows that significant concentrations of DCA have now extended to that well location (Figure 1-2).

The graph for monitoring well A-27S shows similar results to that for A-26S, in that concentrations that were originally below 40 $\mu g/l$ have increased in late 1988 and 1989 to concentrations that consistently exceed 40 $\mu g/l$ and are as high as 88 $\mu g/l$.

Results for monitoring well A-34S through 1989 also show initial low concentrations which in 1989 increased substantially for both TCA and DCA. Results for monitoring wells A-40S and A-41S also show substantial increases in the concentration of TCA and DCA, which indicates that the plume is broadening along the property line (Figure 1-2). In addition, results for monitoring well A-40S also show the appearance in 1989 of a new chemical, chloroethane (CEA), which was detected at concentrations as high as 350 $\mu g/l$. CEA was also detected at increased concentrations in monitoring well A-42S (540 $\mu g/l$ maximum). CEA had only been detected one time in 1988 at this monitoring location, at a concentration of only 43 $\mu g/l$.

Figure 5-3 shows the 1988 versus 1989 occurrence of CEA. Based on the comparison of average and maximum concentrations, as well as related concentration contours, a substantial increase in the CEA concentrations contained in the plume has occurred from 1988 to 1989.

5.3 Current Monitoring Plan

Since the final investigations were completed at this facility in late 1988 (Reference no. 11), IBM has continued its long-term monitoring program at this facility. Table 5-5 lists the wells that are included in the current monitoring plan, grouped according to their purpose, with the frequency of sampling and analyses to be run also specified.

As shown, there are three purposes for which monitoring is being performed. The first is the perimeter monitoring program necessary to provide monitoring protection for IBM's on-site supply well and off-site supply wells along Route 376, and to ensure that concentrations from IBM's one-time on-site release remain low. There are 12 wells in this group. The second group of wells monitors the concentration of VOCs in the chemical plume migrating onto IBM's lease property from the adjacent American Eagle property to the south. There are 12 wells in this group. The third group includes wells necessary to monitor the fuel oil plume crossing the southern lease boundary from American Eagle. There are four wells in this group. It is clear from the purposes of this monitoring that the current monitoring activity on IBM's B953 property is necessitated almost exclusively by impacts resulting from plumes of fuel oil and VOCs crossing IBM's upgradient lease boundary from American Eagle. Only two of the 28 wells being monitored, A-11S and A-14S, are necessary to monitor the 1986 on-site release.

Table 5-5
Building 953 Groundwater Monitoring Plan

Well	Water Level	VOCs	B/N	TPH
PERIMETER				
A-3R	4/yr	1/yr		
A-4G	4/yr	1/yr		
A-11S	4/yr	2/yr		
A-14S	4/yr	2/yr		
A-21G	4/yr	2/yr		
A-21R	4/yr	2/yr		
A-22R	4/yr	2/yr		
A-23R	4/yr	2/yr		
A-24R	4/yr	2/yr		
A-25R	4/yr	2/yr		
A-30G	4/yr	2/yr		
A-45G	4/yr	2/yr		
CHEMICAL PLUME MIGRATING ONTO PROPERTY				
A-1S	4/yr	2/yr		
A-6G	4/yr	2/yr		
A-20S	4/yr	2/yr	1/yr	
A-26G	4/yr	2/yr		
A-26S	4/yr	2/yr	1/yr	
A-27G	4/yr	2/yr		
A-27S	4/yr	2/yr		
A-28S	4/yr	2/yr	1/yr	
A-36S	4/yr	2/yr	1/yr	2/yr
A-40S	4/yr	2/yr	1/yr	2/yr
A-41S	4/yr	2/yr	1/yr	
A-42S	4/yr	2/yr	1/yr	
A-43S	4/yr	2/yr	1/yr	
A-44S	4/yr	2/yr	1/yr	
FUEL OIL PLUME MIGRATING ONTO PROPERTY				
A-18S	4/yr			2/yr
A-33S	4/yr			2/yr
A-34S	4/yr			2/yr
A-39S	4/yr			2/yr

VOCs - Volatile organic compounds
B/N - Base neutrals
TPH - Total petroleum hydrocarbons

6 CONCLUSIONS AND RECOMMENDATIONS

The results of the 1988 and 1989 groundwater monitoring at B953 confirm previous conclusions that plumes of VOCs and petroleum hydrocarbons are migrating onto IBM's lease property from sources located to the south. In the case of the VOC plume, these data also confirm that the magnitude and extent of the plume are expanding. These chemicals are the most likely source of continuing contamination of IBM's drinking water supply well, and have the potential to migrate off-site to the east and southeast in the direction of private water supply wells along Route 376.

Actions to remediate the B953 site can only be accomplished by an appropriate groundwater investigation to locate, identify and remove or control the source of these chemicals to the south of IBM's lease property boundary. The proper authorities at the Dutchess County Airport, the Dutchess County Department of Health, and NYSDEC have previously been informed of IBM's findings. The adjacent leaseholder, American Eagle, has also been informed of these results. The monitoring program at the B953 site should be continued for the purpose of identifying changes in the areal extent, makeup, and concentrations in this plume and to provide monitoring protection for on-site and off-site water supply wells.

Based on investigations, remedial actions and groundwater monitoring performed voluntarily at this site by IBM, no significant threat to human health or the environment remains as a result of the chemical release to groundwater directly from operations at this site in 1986. Therefore, the site should be reclassified on the New York State Registry of Inactive Waste Disposal Sites from Class 2 to Class 4. The only remaining action that is appropriate at the B953 site is to continue the current long-term monitoring of two wells to monitor IBM's one-time release. However, additional investigation, remediation and monitoring are necessary to prevent continued contaminant flow onto IBM's lease property, and to mitigate the impact of those chemicals which

have already crossed the lease boundary. In order to accomplish this, the American Eagle site should be listed as a Class 2 inactive hazardous waste site, which requires immediate action subject to NYSDEC oversight and direction.

REFERENCES

Ref. No.

1 Lawler, Matusky and Skelly Engineers, 1982, Memo Report on Well Construction and Bailing; Report to IBM Corporation, Poughkeepsie, New York, August 1982.

2 Lawler, Matusky and Skelly Engineers, 1982, Chemical Sampling and Analytical Techniques: 1981 Environmental Assessment Program; Report to IBM Corporation, Poughkeepsie, New York, August 1982.

3 Lawler, Matusky and Skelly Engineers, 1982, Final Environmental Assessment Report Building 953; Report to IBM Corporation, Poughkeepsie, New York, August 1982.

4 Lawler, Matusky and Skelly Engineers, 1982, Data Report for the 1982 Environmental Assessment Program; Report to IBM Corporation, Poughkeepsie, New York, May 1983.

5 Lawler, Matusky and Skelly Engineers, 1984, Data Report for the Airport Site: IBM Hangar Area at Dutchess County Airport, Report to IBM Corporation, Poughkeepsie, February 1984.

6 Lawler, Matusky and Skelly Engineers, 1984, Remedial Action at the Main Plant Site; Report to IBM Corporation, Poughkeepsie, New York, April 1984.

7 Lawler, Matusky and Skelly Engineers, , R.E. Wright Associates, Milton Chazen Associates, Zenon and Dr. John Cherry, 1986, IBM Corporation, Poughkeepsie, New York, 1984-1985 Groundwater Report to NYSDEC, July 7, 1986.

8 R.E. Wright Associates, 1987, Written Communication: Draft Report to IBM Corporation, Poughkeepsie, New York

9 Milton Chazen Associates, Lawler, Matusky and Skelly Engineers, R.E. Wright Associates, Groundwater Sciences Corporation, Applied Groundwater Research Ltd., and Dr. John Cherry, 1987, IBM Corporation, Poughkeepsie, New York, 1986 Groundwater Report to NYSDEC, May 18, 1987.

10 Milton Chazen Associates, Lawler, Matusky and Skelly Engineers and Groundwater Sciences Corporation, 1989, IBM Corporation, Poughkeepsie, New York, 1987 Groundwater Report to NYSDEC, January 17, 1989.

11 Groundwater Sciences Corporation, Milton Chazen Associates, and Lawler, Matusky and Skelly Engineers, 1989, Hydrogeology and Chemistry Along the Southeast Lease Boundary, IBM Hangar (B953) Dutchess County Airport; Report to IBM Corporation, Poughkeepsie, New York, February 1989.

Figures

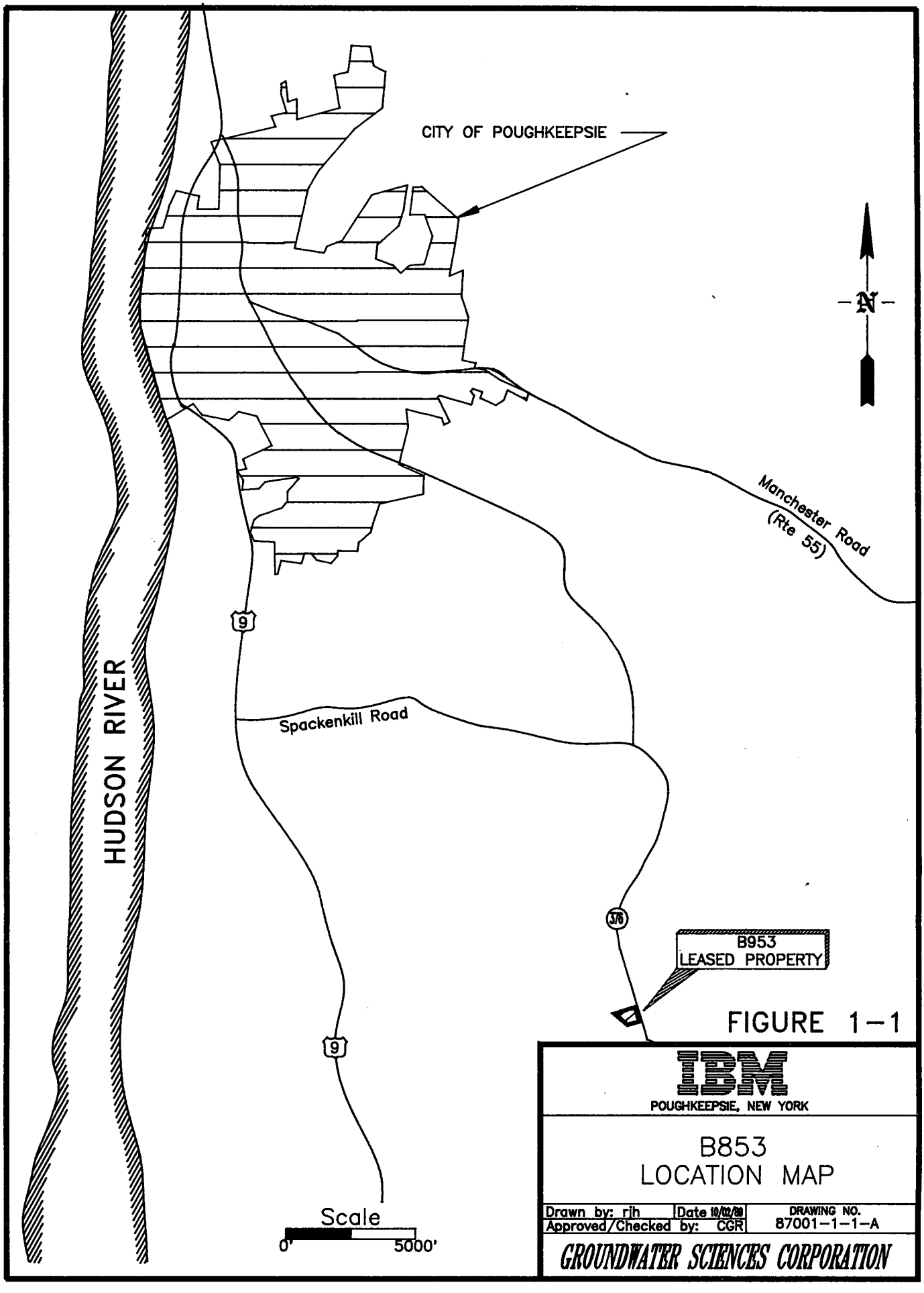
CITY OF POUGHKEEPSIE
N
Manchester Road
(Rte 55)
9
HUDSON RIVER
Spackenkill Road
376
B953
LEASED PROPERTY
9
Scale
0'
5000'
IBM
POUGHKEEPSIE, NEW YORK
B853
LOCATION MAP
Drawn by: rjh
Date 10/02/90
Approved/Checked by: CGR
DRAWING NO.
87001-1-1-A
GROUNDWATER SCIENCES CORPORATION

FIGURE 1-1

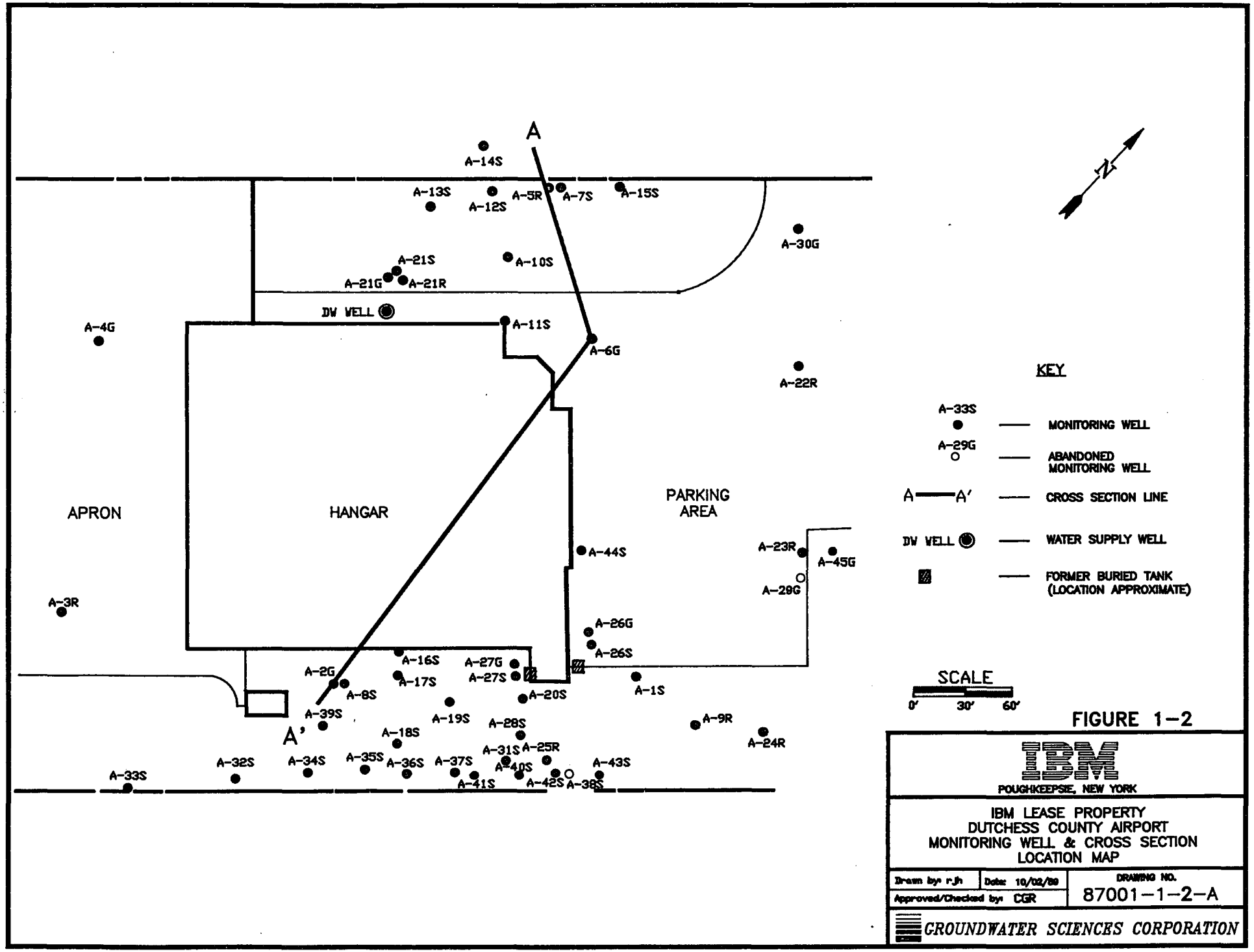
A
A'
A-14S
A-13S
A-12S
A-5R
A-7S
A-15S
A-30G
A-21S
A-10S
A-21G
A-21R
DW WELL
A-11S
A-4G
A-6G
A-22R
APRON
HANGAR
PARKING AREA
A-44S
A-23R
A-45G
A-29G
A-3R
A-26G
A-26S
A-16S
A-27G
A-27S
A-2G
A-17S
A-8S
A-20S
A-1S
A-39S
A-19S
A-28S
A-9R
A-18S
A-24R
A-31S
A-25R
A-32S
A-34S
A-35S
A-36S
A-37S
A-40S
A-43S
A-33S
A-41S
A-42S
A-38S
N
KEY
A-33S
MONITORING WELL
A-29G
ABANDONED MONITORING WELL
A A'
CROSS SECTION LINE
DW WELL
WATER SUPPLY WELL
FORMER BURIED TANK (LOCATION APPROXIMATE)
SCALE
0'
30'
60'
IBM
POUGHKEEPSIE, NEW YORK
IBM LEASE PROPERTY
DUTCHESS COUNTY AIRPORT
MONITORING WELL & CROSS SECTION
LOCATION MAP
Drawn by: rjh
Date: 10/02/89
Approved/Checked by: CGR
DRAWING NO.
87001-1-2-A
GROUNDWATER SCIENCES CORPORATION

FIGURE 1-2

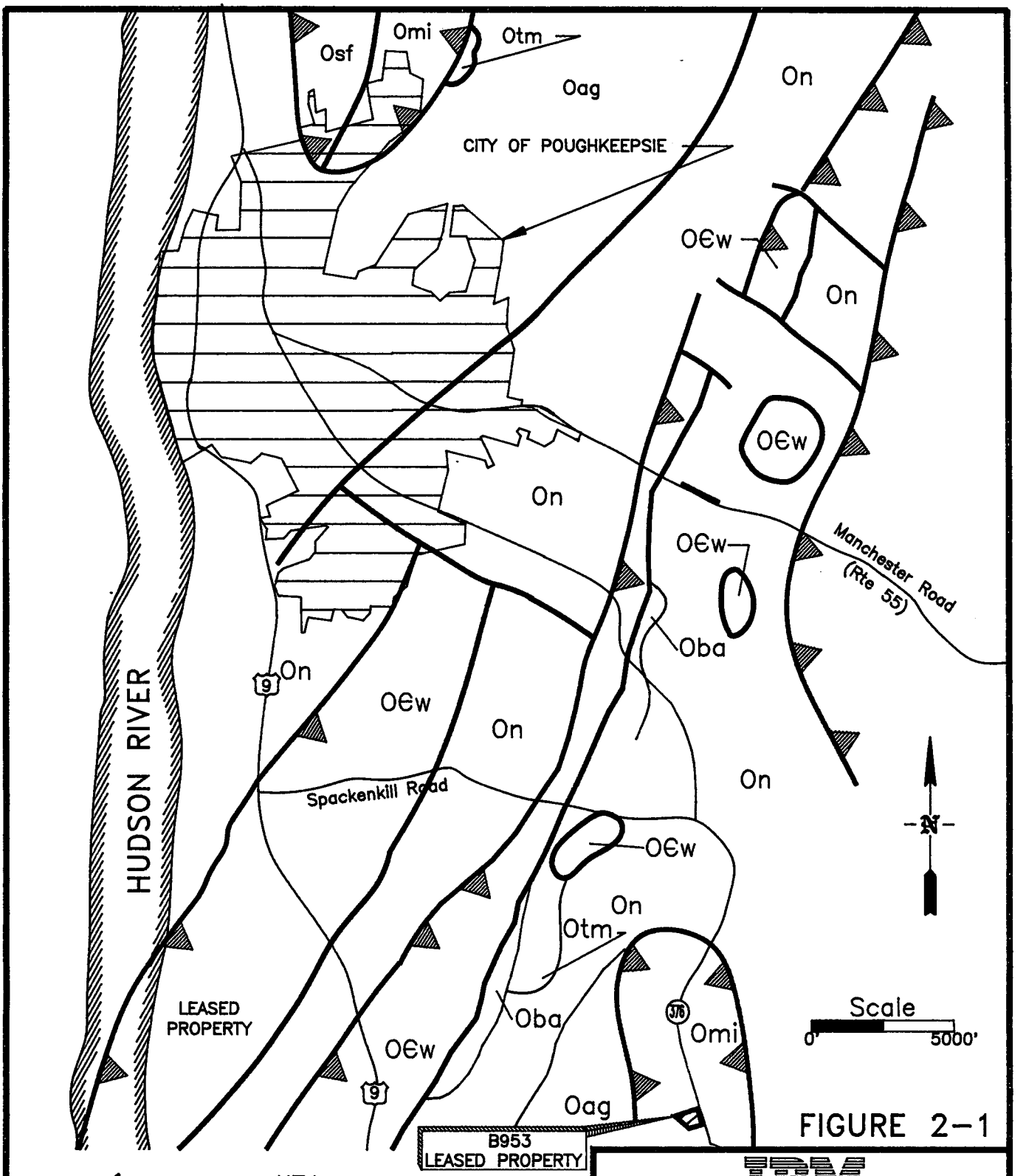

FIGURE 2-1

KEY

- Thrust Fault
- Formation Contacts

Middle Ordovician Area

On – Normanskill Formation

Oag – Austin Glen Member

Omi – Mt Merino & Indian River Members

Otm – Taconic Melange

Oba – Baimville Limestone

Osf – Stissing Formation

Lower Ordivician to Upper Cambrian

OЄw – Copake Formation

IBM
POUGHKEEPSIE, NEW YORK

GEOLOGIC SETTING

Drawn by: rjh | Date 10/02/90
Approved/Checked by:
DRAWING NO. 87001-2-1-A

GROUNDWATER SCIENCES CORPORATION

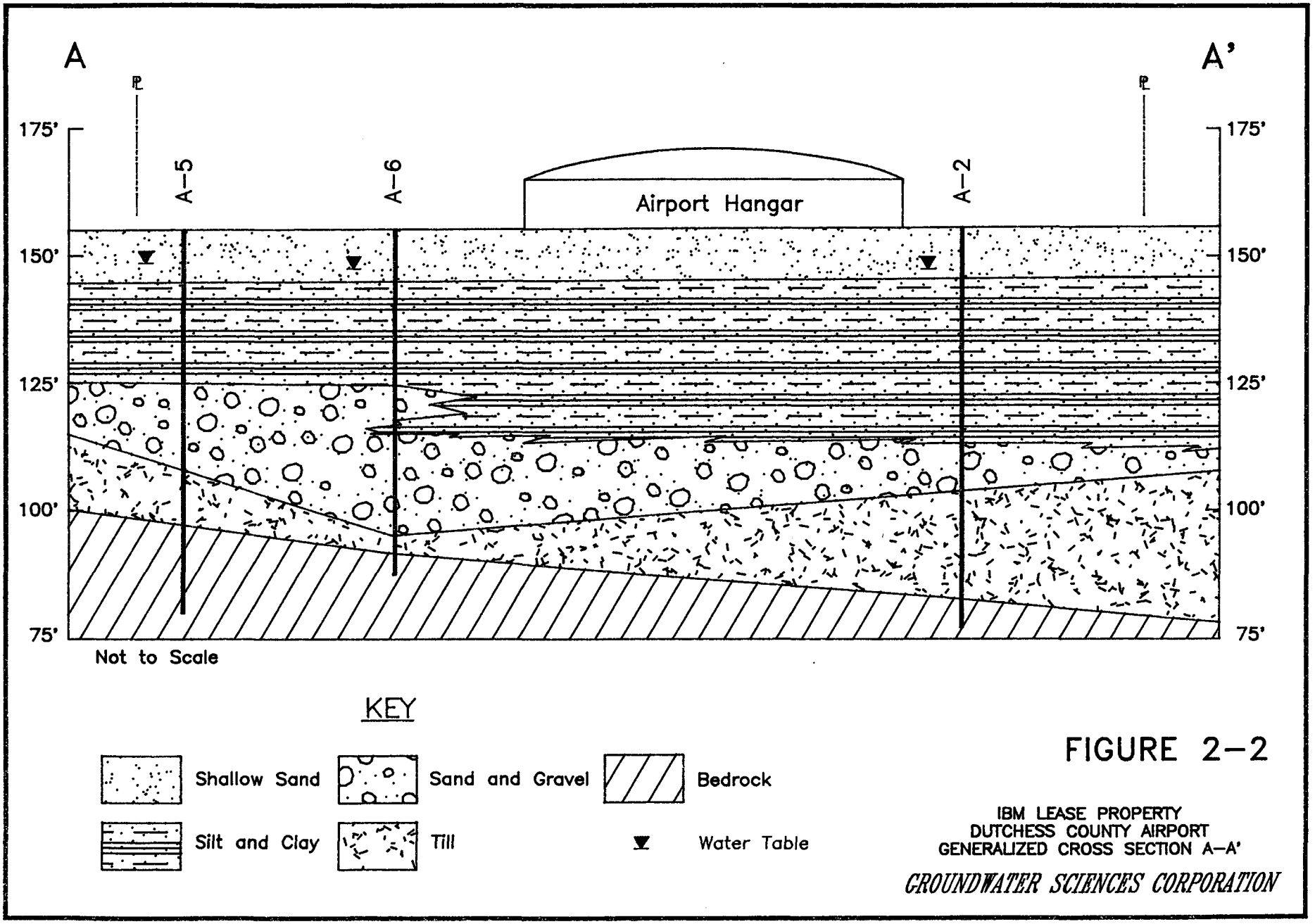

FIGURE 2-2

IBM LEASE PROPERTY
DUTCHESS COUNTY AIRPORT
GENERALIZED CROSS SECTION A-A'

GROUNDWATER SCIENCES CORPORATION

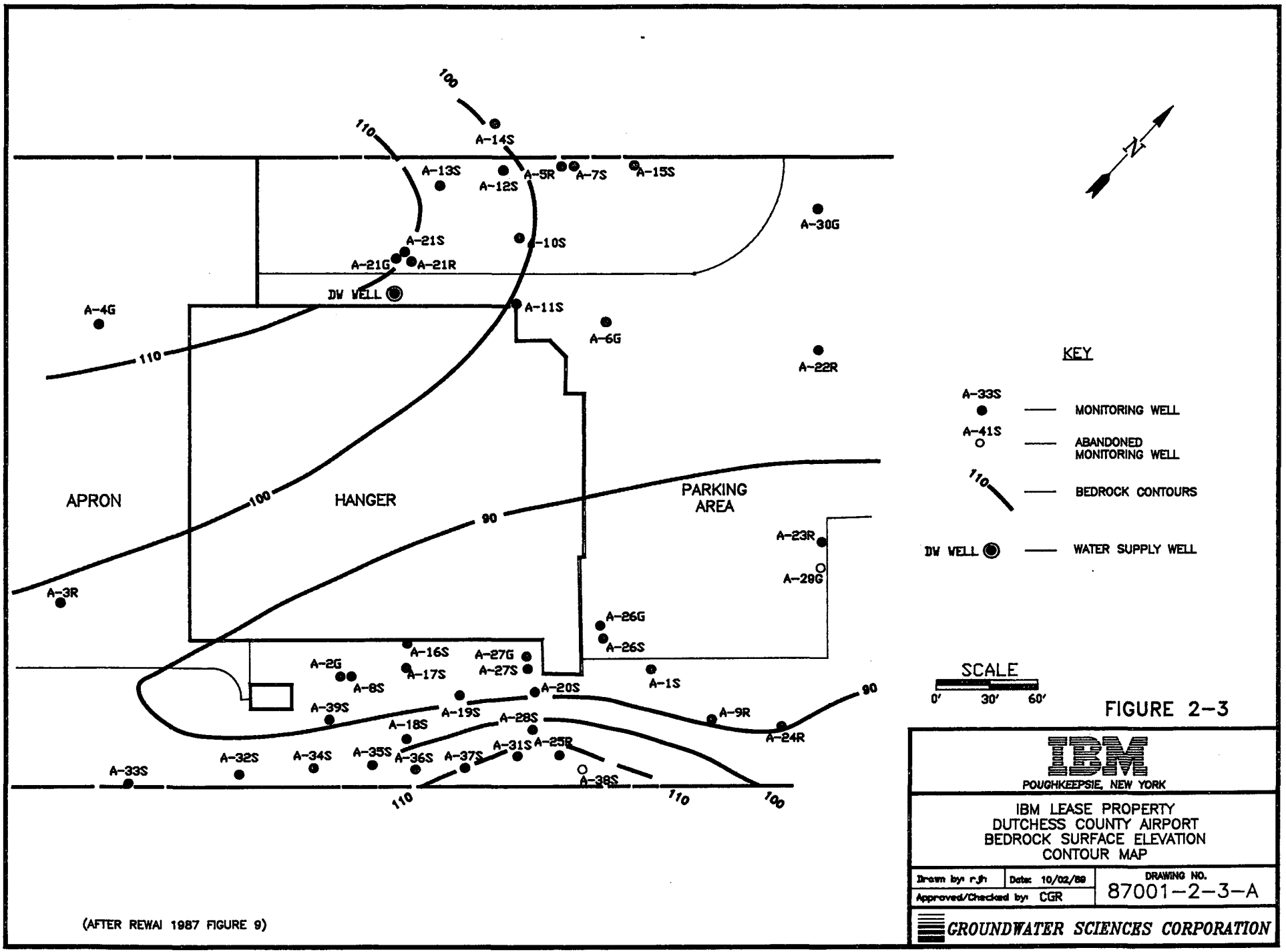

FIGURE 2-3

(AFTER REWAI 1987 FIGURE 9)

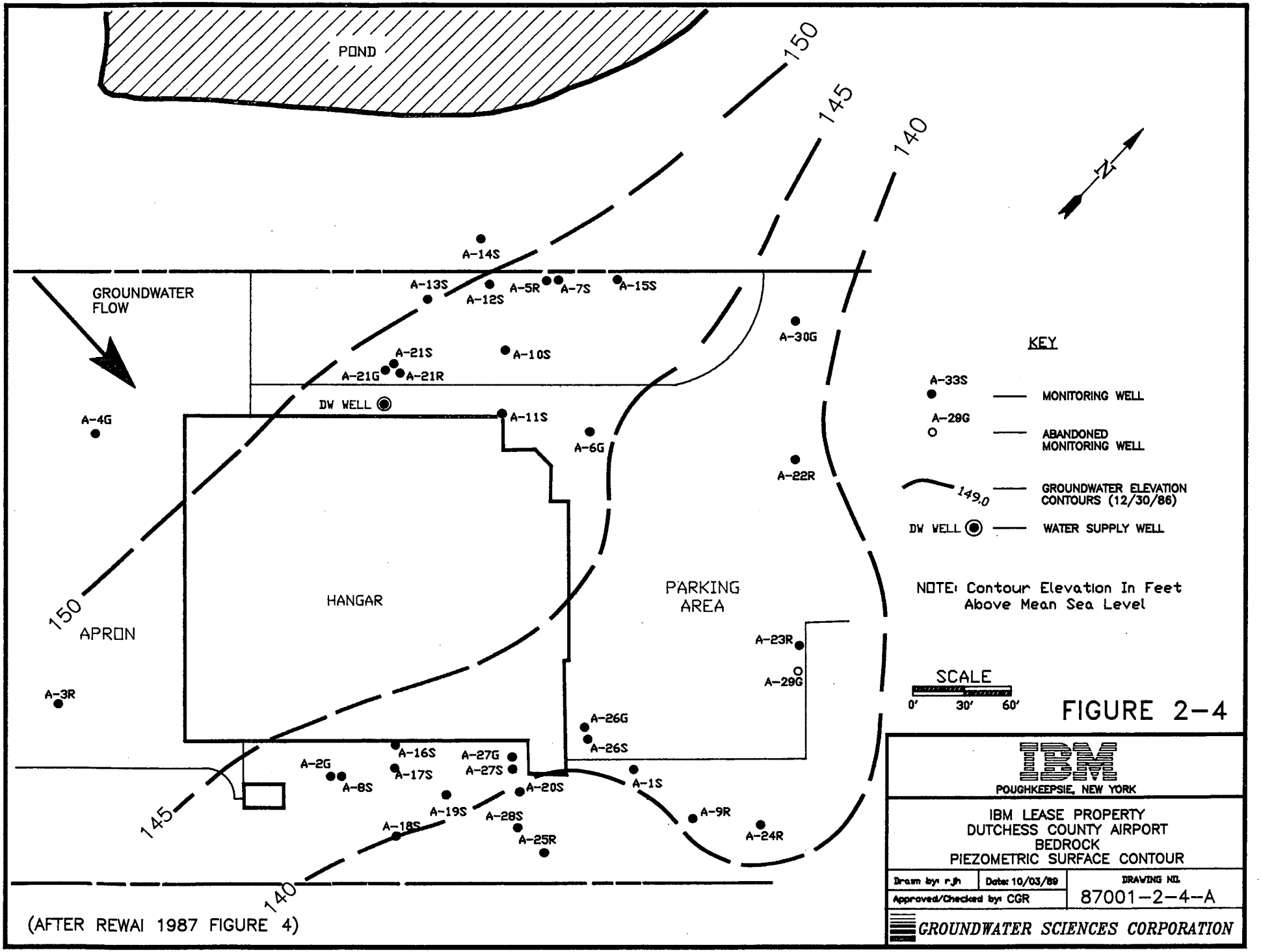

FIGURE 2-4

(AFTER REWAI 1987 FIGURE 4)

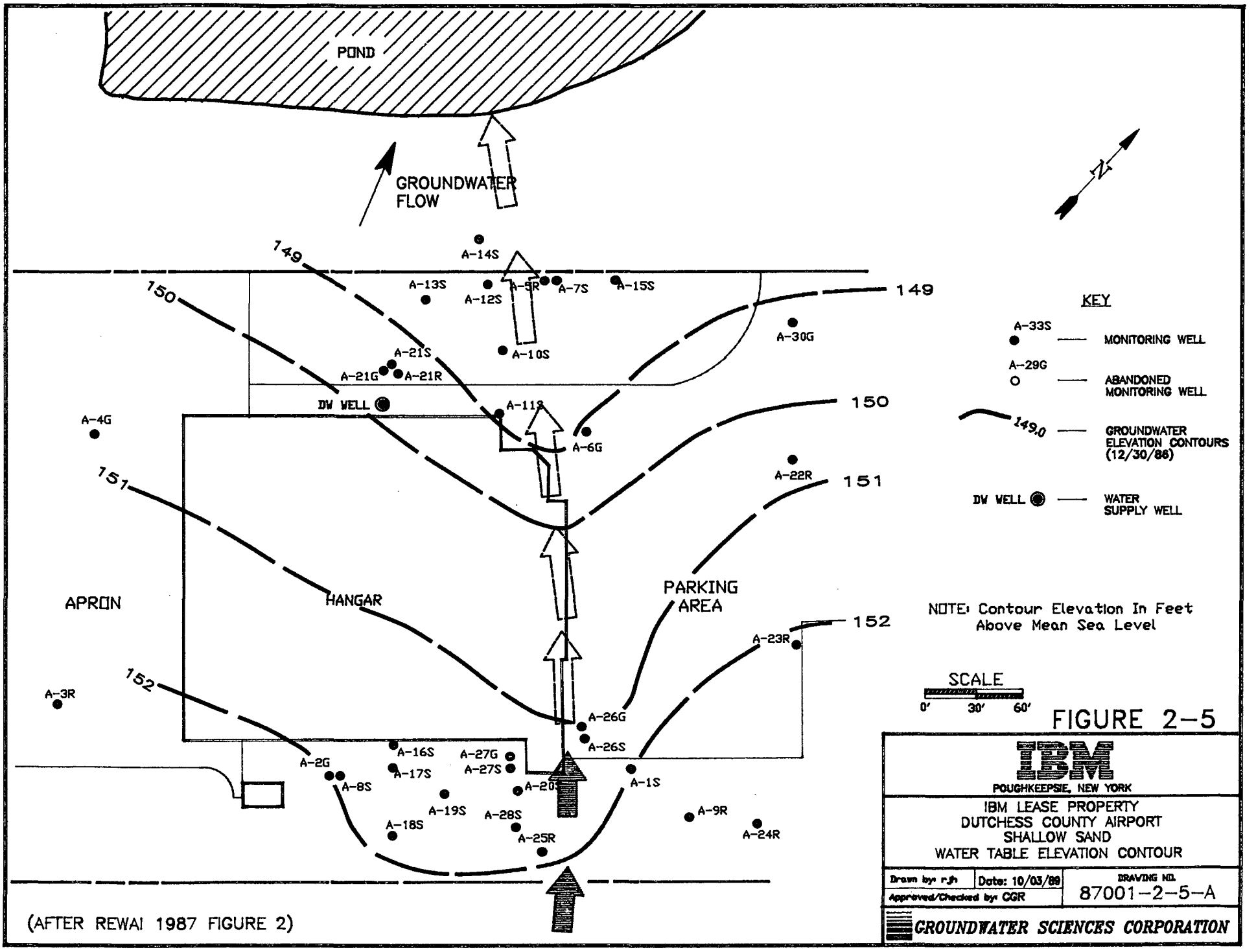

FIGURE 2-5

(AFTER REWAI 1987 FIGURE 2)

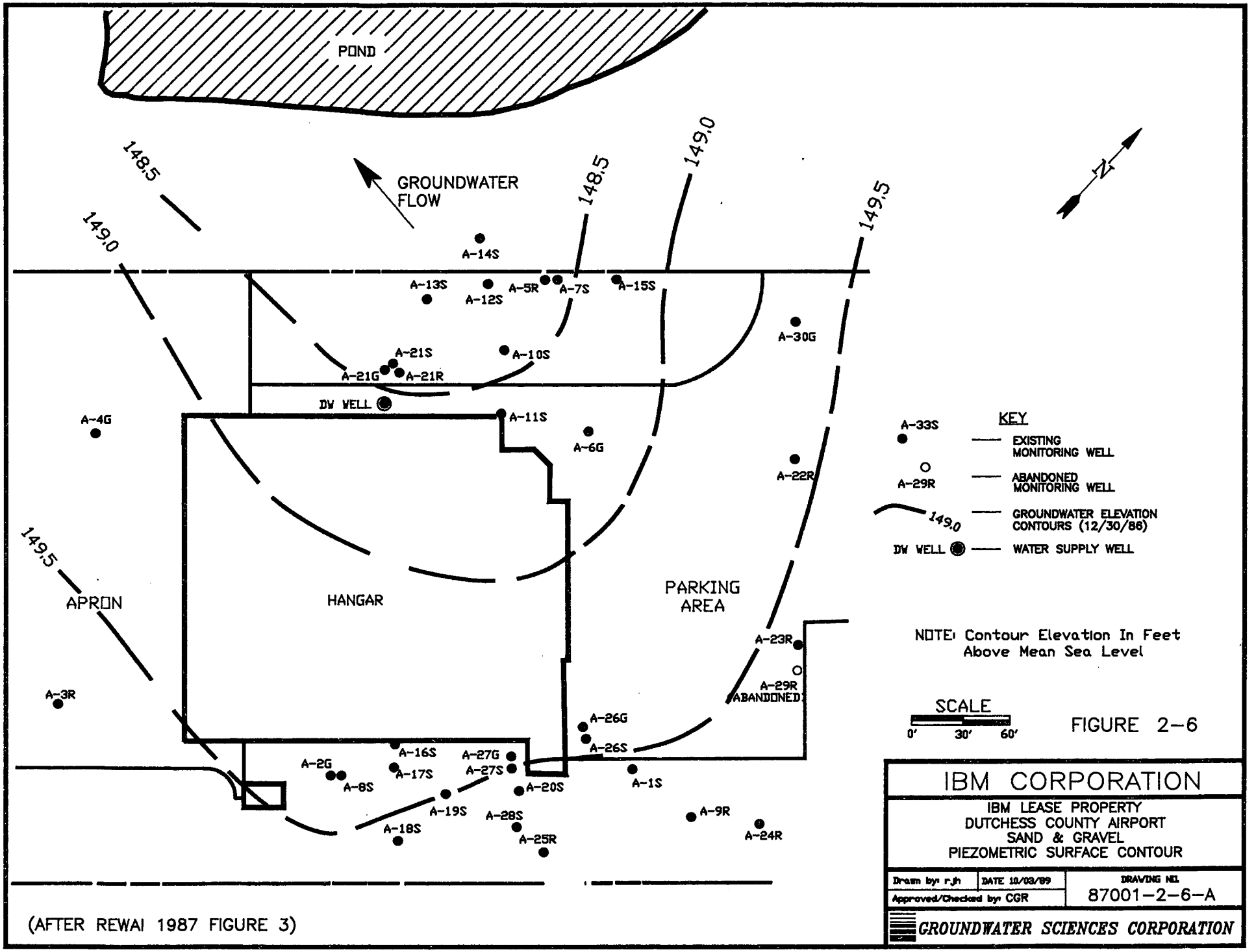

(AFTER REWAI 1987 FIGURE 3)

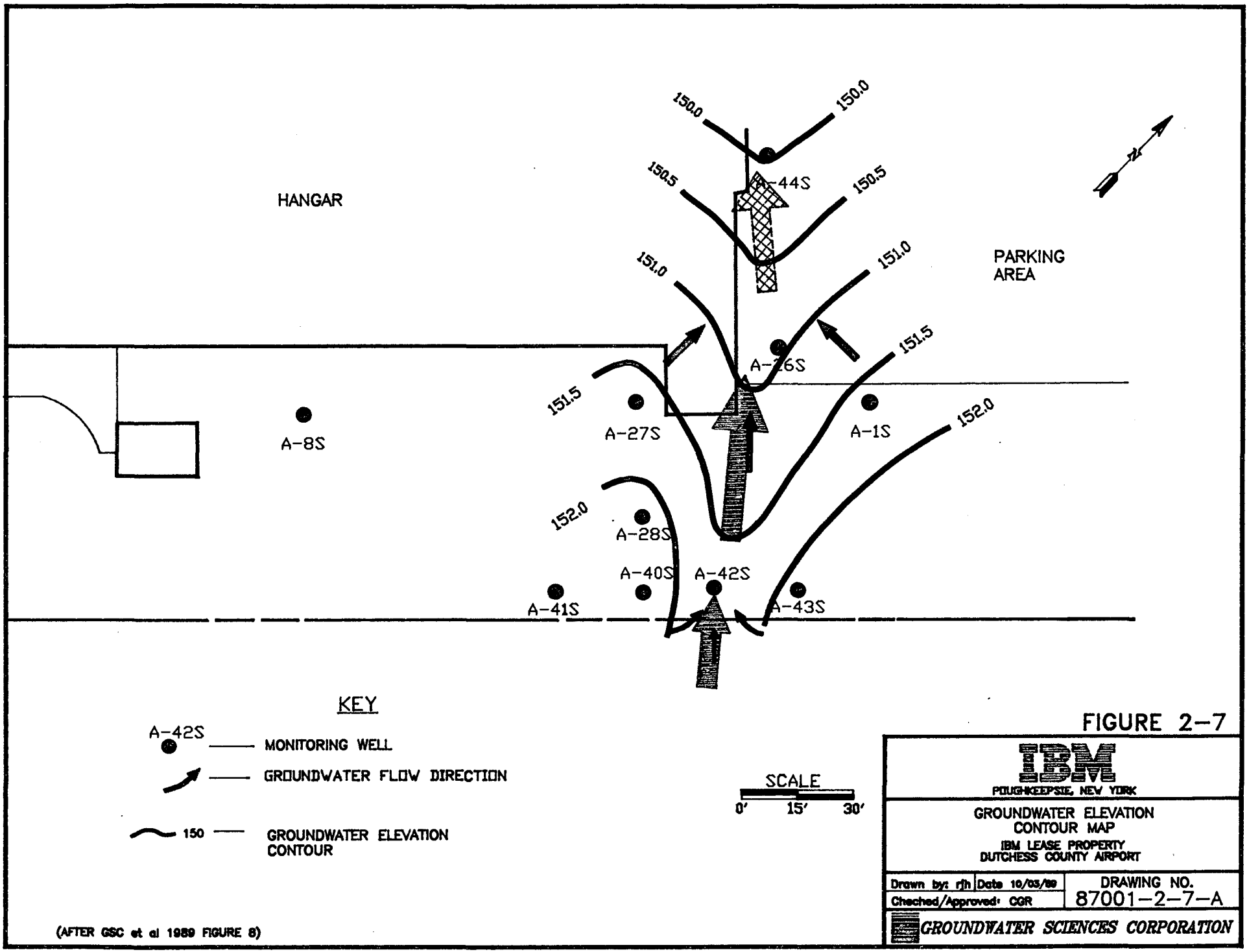
HANGAR
PARKING AREA
150.0
150.0
150.5
150.5
151.0
151.0
151.5
151.5
152.0
152.0
A-44S
A-26S
A-8S
A-27S
A-1S
A-28S
A-40S
A-42S
A-41S
A-43S
KEY
A-42S MONITORING WELL
GROUNDWATER FLOW DIRECTION
150 GROUNDWATER ELEVATION CONTOUR
SCALE
0' 15' 30'
FIGURE 2-7
IBM
POUGHKEEPSIE, NEW YORK
GROUNDWATER ELEVATION CONTOUR MAP
IBM LEASE PROPERTY
DUTCHESS COUNTY AIRPORT
Drawn by: rjh Date 10/03/89
Checked/Approved: CGR
DRAWING NO. 87001-2-7-A
GROUNDWATER SCIENCES CORPORATION
(AFTER GSC et al 1989 FIGURE 8)

Figure 4-1

REMEDIATION DECISION PROCESS

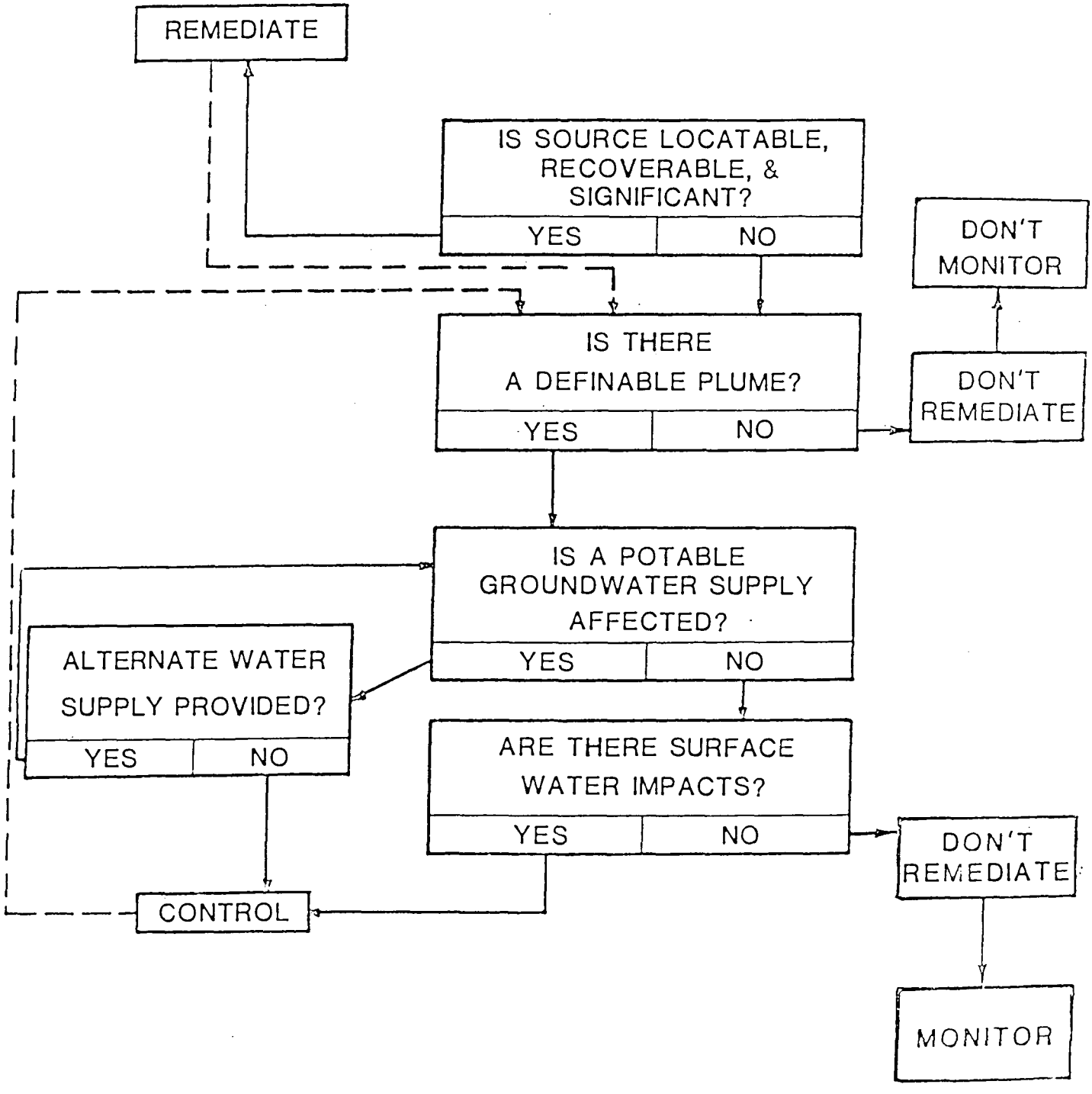

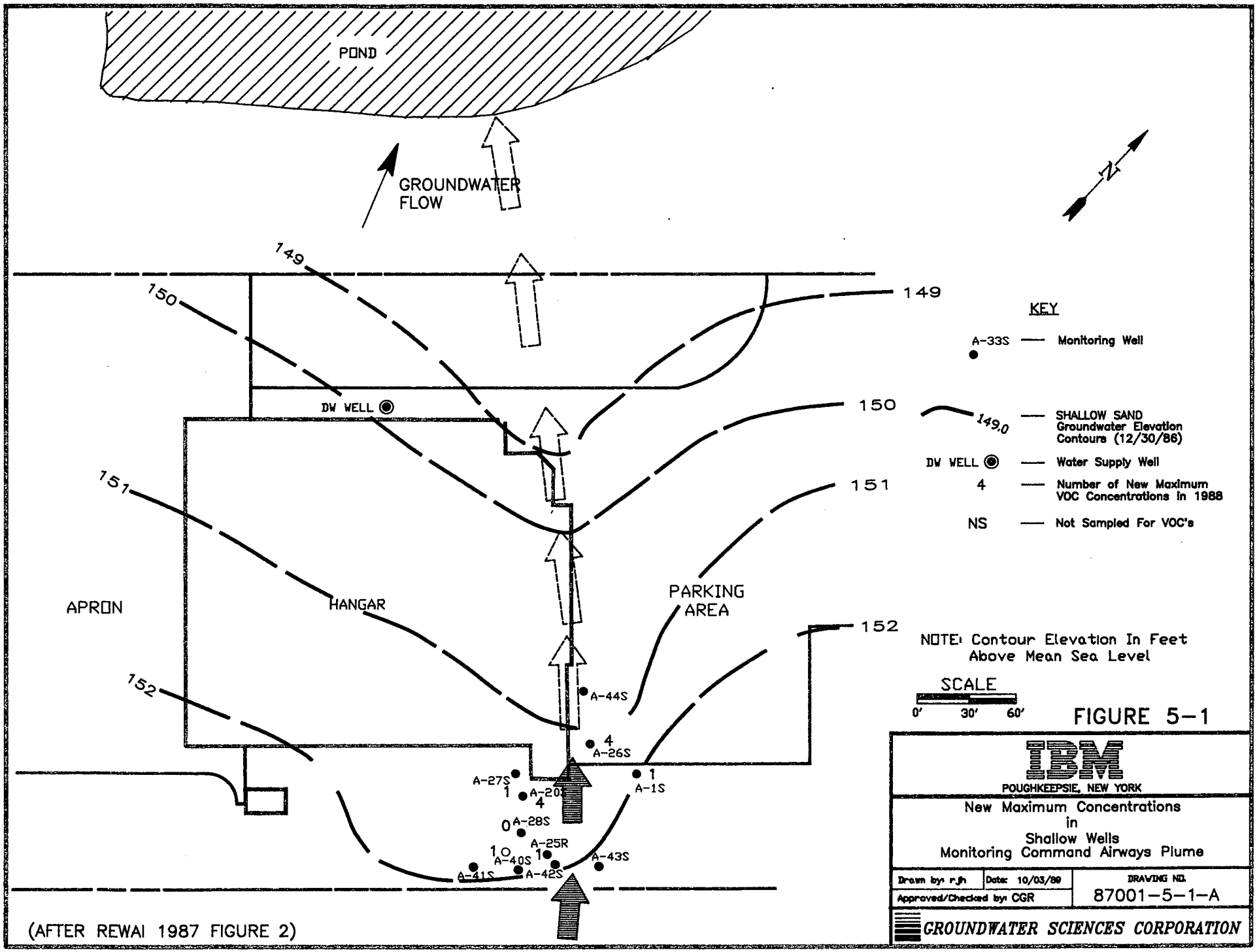

(AFTER REWAI 1987 FIGURE 2)

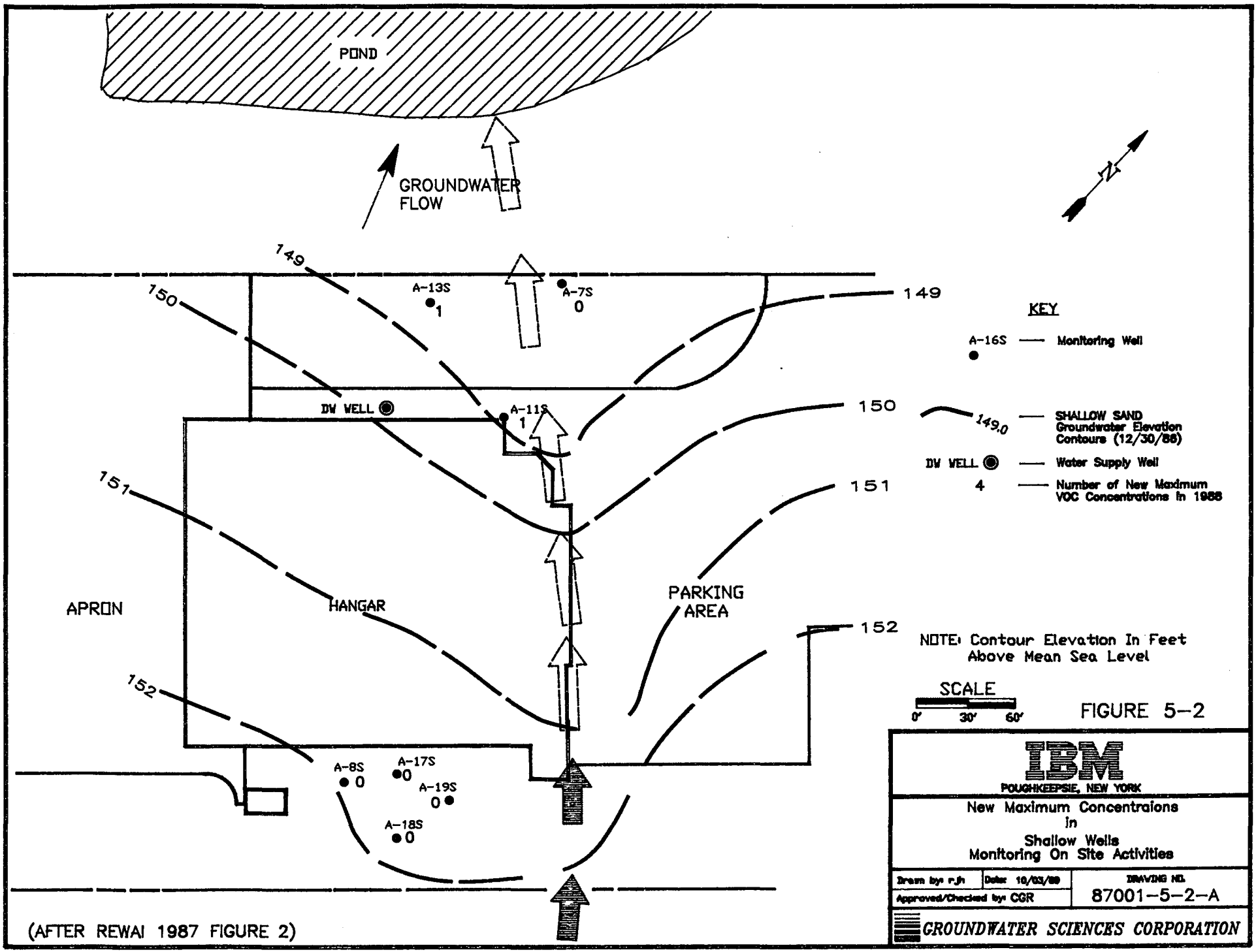

FIGURE 5-2

(AFTER REWAI 1987 FIGURE 2)

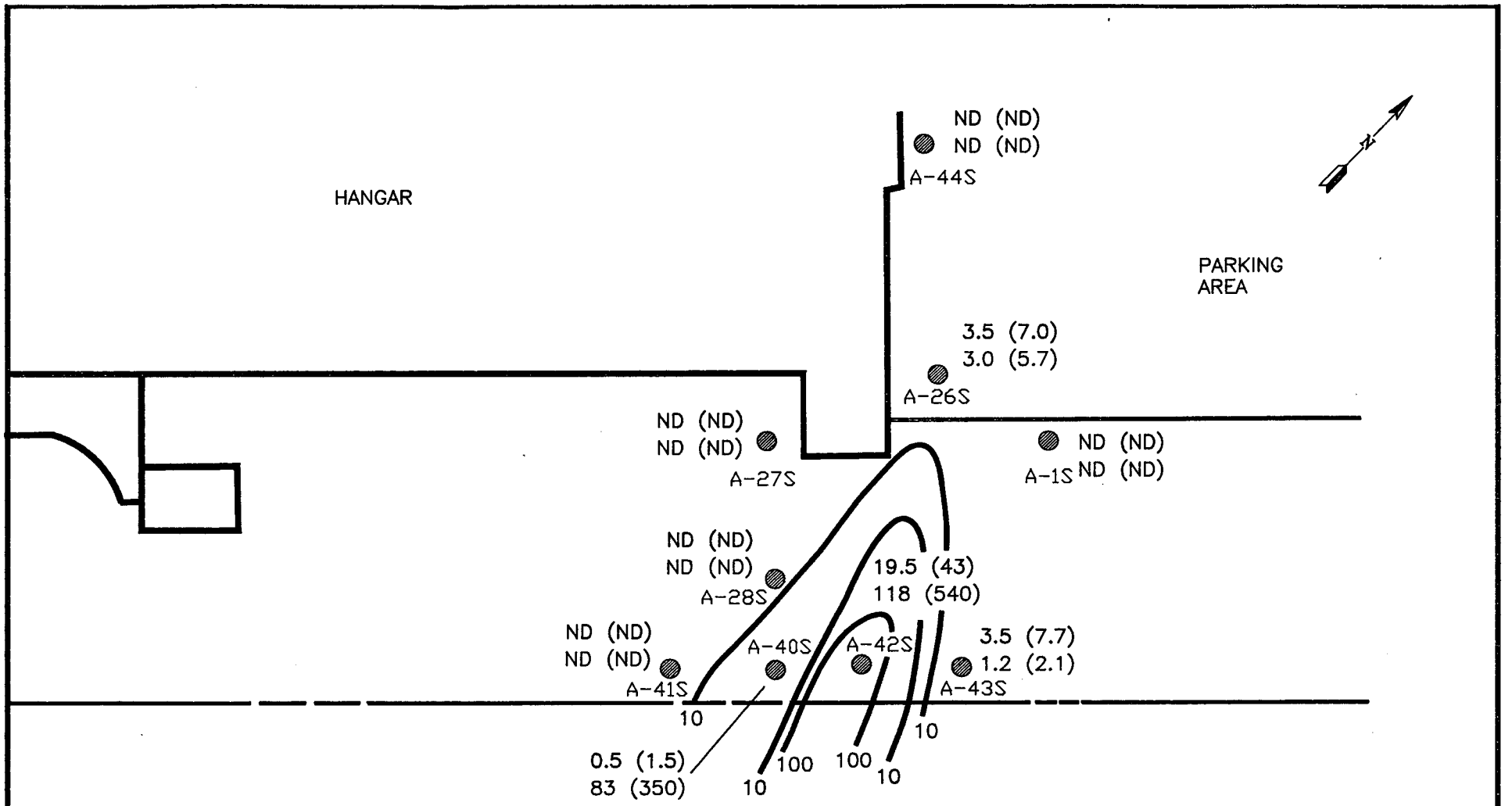

KEY

A-42S ● —— MONITORING WELL

3.5 (7.7) —— 1988 AVERAGE AND (MAXIMUM) CONCENTRATIONS (μg/l)

1.2 (2.1) —— 1989 AVERAGE AND (MAXIMUM) CONCENTRATIONS (μg/l)

10 —— 1988 AVERAGE CHLOROETHANE CONCENTRATION CONTOUR

10 —— 1989 AVERAGE CHLOROETHANE CONCENTRATION CONTOUR

SCALE
0' 15' 30'

FIGURE 5-3

IBM CORPORATION

CHEMICAL OCCURRENCE MAP, CHLOROETHANE (μg/l)

Drawn by: mhm	Date: 10/26/90	DRAWING NO. 87001-05-3-A
Checked/Approved: CGR		

GROUNDWATER SCIENCES CORPORATION

Appendix A

APPENDIX A

Notification of Site Reclassification from Class 2A to Class 2

.w York State Department of Environmental Conservation
, Wolf Road, Albany, New York 12233 7010

JUL 21 1989

Thomas C. Jorling
Commissioner

Dutchess County Airport
c/o Mr. B. Whited
Commissioner of Aviation
Route 376
Wappingers Falls, NY 12590

Dear Commissioner Whited:

As mandated by Section 27-1305 of the Environmental Conservation Law (ECL), the New York State Department of Environmental Conservation (NYSDEC) must maintain a registry of all inactive disposal sites suspected or known to contain hazardous waste. The ECL also mandates that this Department notify the owner of all or any part of each site or area included in the Registry of Inactive Hazardous Waste Disposal Sites as to changes in site classification.

Our records indicate that you are the owner or part owner of the site listed below. Therefore, this letter constitutes notification of change in the classification of such site in the Registry of Inactive Hazardous Waste Disposal Sites in New York State.

DEC Site No.: 314078
Site Name: IBM B953 (Airport)
Site Address: Route 104, Poughkeepsie, New York
Classification Change from 2a to 2

The reason for the change is as follows: Hazardous waste disposal has been confirmed, groundwater standards have been contravened.

Enclosed is a copy of the New York State Department of Environmental Conservation, Division of Hazardous Waste Remediation, Inactive Hazardous Waste Disposal Site Report form as it appears in the Registry and Annual Report, and an explanation of the site classifications. The Law allows the owner and/or operator of a site listed in the Registry to petition the Commissioner of the New York State Department of Environmental Conservation for deletion of such site, modification of site classification, or modification of any information regarding such site, by submitting a written statement setting forth the grounds of the petition. Such petition may be addressed to:

Thomas C. Jorling, Commissioner
New York State Department of Environmental Conservation
50 Wolf Road
Albany, New York 12233-0001

For additional information, please contact me at (518) 457-0747.

Sincerely,

Robert L. Marino
Chief
Site Control Section
Bureau of Hazardous Site Control
Division of Hazardous Waste Remediation

Enclosures

NEW YORK STATE DEPARTMENT OF ENVIRONMENTAL CONSERVATION
DIVISION OF HAZARDOUS WASTE REMEDIATION
INACTIVE HAZARDOUS WASTE DISPOSAL REPORT

CLASSIFICATION CODE: 2 REGION: 3 SITE CODE: 314078
EPA ID:

NAME OF SITE : IBM B953 (Airport)
STREET ADDRESS: Route 104
TOWN/CITY: Poughkeepsie
COUNTY: Dutchess
ZIP: 12602

SITE TYPE: Open Dump- Structure- Lagoon- Landfill- Treatment Pond-
ESTIMATED SIZE: Acres

SITE OWNER/OPERATOR INFORMATION:
CURRENT OWNER NAME....: Dutchess Co. Airport c/o B. Whited
CURRENT OWNER ADDRESS.: Comm. of Aviation, Route 376, Wappingers F
OWNER(S) DURING USE...:
OPERATOR DURING USE...: IBM Poughkeepsie
OPERATOR ADDRESS.....: P.O. Box 950, Poughkeepsie, NY
PERIOD ASSOCIATED WITH HAZARDOUS WASTE: From To

SITE DESCRIPTION:
Nearest waterbody: pond to the west.
IBM building 953 is a hanger at the Dutchess County Airport in which IBM Poughkeepsie stores and maintains its own aircraft. IBM leases the property. The site contains an industrial waste tank, chemical storage tank and various abandoned tanks.
The pond receives discharge from the storm drains.
There are groundwater monitoring wells located on site. Analytical results showed elevated levels of toluene, phenols and barium. The pH levels at the site were very high (8.5-12.5).

A plume containing chlorinated organic compounds and aromatic compunds is migrating towards an on-site drinking water supply well.

HAZARDOUS WASTE DISPOSED: Confirmed-X Suspected-

TYPE	QUANTITY (units)
Chlorinated organic and aromatic compounds	Unknown

SITE CODE: 314078

ICAL DATA AVAILABLE:
Surface Water- Groundwater-X Soil- Sediment-

TRAVENTION OF STANDARDS:
roundwater-X Drinking Water- Surface Water- Air-

LEGAL ACTION:

TYPE..: Consent Order State- X Federal-
STATUS: Negotiation in Progress- X Order Signed-

REMEDIAL ACTION:

Proposed- Under design- In Progress- Completed-
NATURE OF ACTION:

GEOTECHNICAL INFORMATION:
SOIL TYPE: Unconsolidated glacial deposits of silt, sand, gravel
GROUNDWATER DEPTH:

ASSESSMENT OF ENVIRONMENTAL PROBLEMS:

A plume of chlorinated organic and aromatic compounds is migrating towards an on-site drinking water supply well. A RI/FS must be conducted to determine the extent of contamination and to determine the appropriate remedial program.

ASSESSMENT OF HEALTH PROBLEMS:

THE FOLLOWING ARE THE PRIORITY CODES ASSIGNED TO ALL INACTIVE HAZARDOUS WASTE SITES IN NEW YORK STATE

1 - Causing or presenting an imminent danger of causing irreversible or irreparable damage to the public health or environment - immediate action required

2 - Significant threat to the public health or environment - action required

2a - Temporary classification assigned to sites that have inadequate and/or insufficient data for inclusion in any of the other classifications

3 - Does not present a significant threat to the public health or environment - action may be deferred

4 - Site properly closed - requires continued management

5 - Site properly closed, no evidence of present or potential adverse impact - no further action required

APPENDIX B

August 1982 Report

IBM CORPORATION
Poughkeepsie, New York

MEMO REPORT

ON

WELL CONSTRUCTION AND BAILING

AUGUST 1982

LAWLER, MATUSKY & SKELLY ENGINEERS
Environmental Science & Engineering Consultants
One Blue Hill Plaza
Pearl River, New York 10965

MEMO REPORT ON WELL CONSTRUCTION AND BAILING

During a groundwater monitoring program being carried out at IBM, Poughkeepsie, New York, an unexpected pattern of increasing groundwater pH over time led to a reexamination of the well construction and sampling techniques. The construction techniques, although accepted as standard practice in the industry, were found to result in the elevated pH's observed; the sampling techniques allowed the discovery of this phenomenon. This report briefly reviews the techniques used, the investigation of them, and the program modifications made to avoid recurrence of these problems.

The specific objectives of the groundwater investigation were to determine:

- Soil materials and their characteristics
- The groundwater hydrology, including water table elevations, surface and bedrock aquifer characteristics, and other relevant features of groundwater hydrology in the area
- The presence, extent, and concentration of any chemicals in the area
- The need for mitigating measures, given the severity of potential effects

To accomplish these objectives, as many of the sampling wells as possible were drilled with a standard soil sampling hollow-stem auger; generally, soil was sampled continuously, providing a complete stratigraphic profile. This is valuable in an area such as the Poughkeepsie site, which has rapidly varying soil types above bedrock. Where bedrock was near the surface, meaning that the well would be mainly in rock, the hollow-stem auger's soil sampling capability is not necessary, so the much less expensive air rotary

technique was used, providing wells of 6 in. i.d. These latter wells did not exhibit the pH fluctuation, and so are not discussed here.

The chemical characteristics of main concern in the overall investigation were trace organics and metals, with the possibility of some direct pH problems due to possible leaks or spills of caustic or acid materials. Generally, however, pH was measured as a general indicator of water chemistry.

1. Well Construction

Figure 1 shows the finished construction of a typical boring completed in a soil aquifer above bedrock. Sequentially, the construction of such a well consisted of the following:

a) Well is drilled with a 4 in. i.d., 7 in. o.d., hollow-stem auger (soil sampling rig). To obtain maximum geologic information, soil is sampled continuously with a split-spoon sampler and rock is cored for 6 ft, using standard NX core.

b) The rock portion of the well is grouted back, using a mixture of 6 gal of water per 94 lb bag of Portland Type I cement with 4% bentonite powder by volume. Grout is pumped in with a positive displacement grout pump through a 1 in. diameter hose.

c) For about 2 ft above the rock, the borehole is filled with washed pack sand, pulling the augers with the sand in the bottom 1 ft (±) of the augers.

d) The well pipe, including both screen and solid pipe, is lowered to the bottom. The pipe is schedule 80 PVC, flush joint inside and out, 1 1/2 in. i.d.; screen is 10 slot; threads are square, i.e., untapered. The pipe joints are hand-tightened, and no joint compound, Teflon tape, or other joint sealing method is used.

e) Pack sand is washed down the annular space between pipe and auger, pulling the auger so that sand is standing about 1 ft in the bottom of the annular space at any time.

FIGURE 1

SOIL AQUIFER BORING

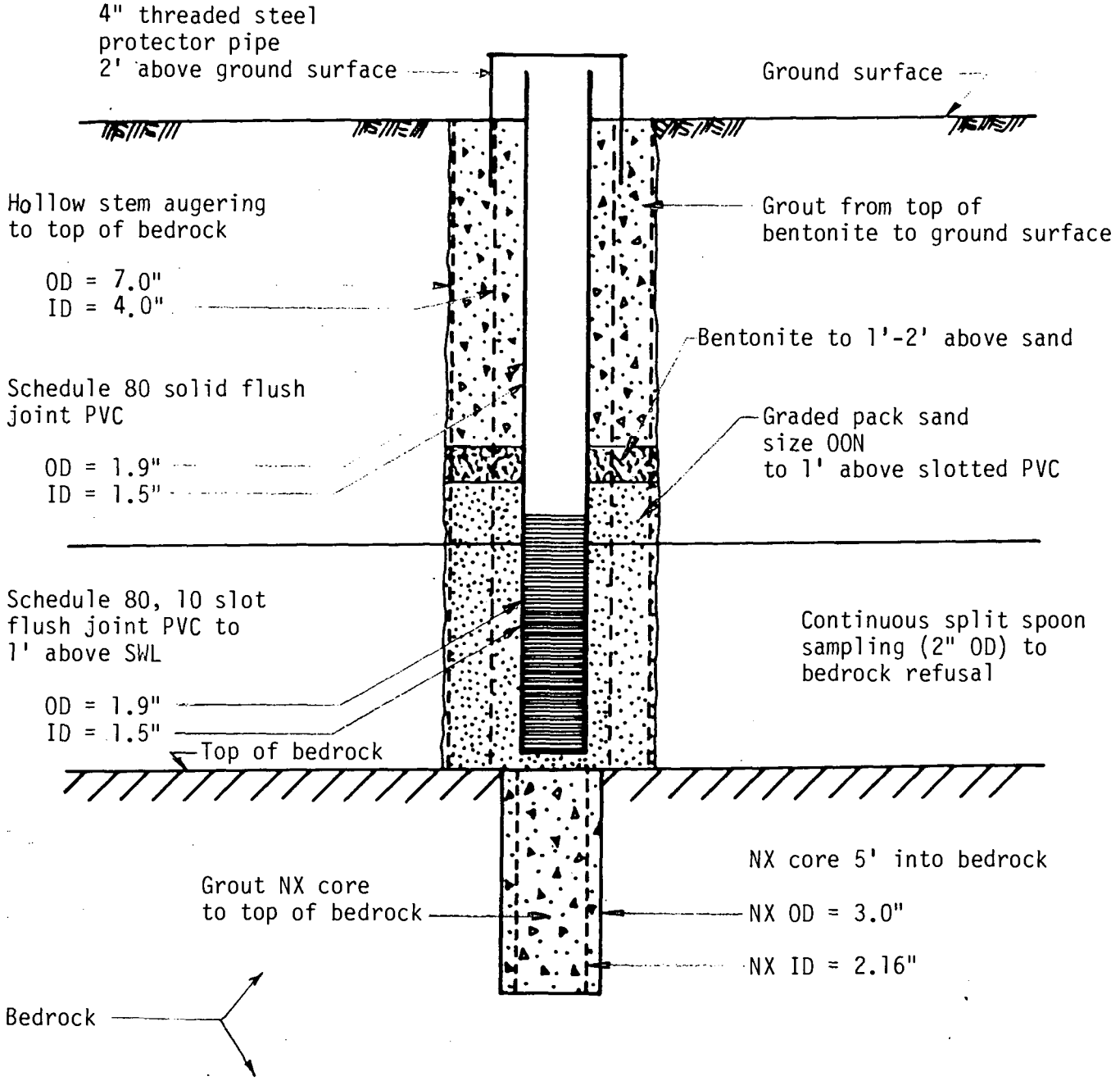

No vertical or
horizontal scale

f) When sand is 1 ft above the top of the screen, a bentonite slurry is pumped down the annular space, again pulling the auger so that it precedes the bentonite, with about 1 ft of bentonite in the bottom of the auger. The purpose of the 1-2-ft deep bentonite plug is to form an impermeable seal to prevent movement of water between aquifers as a result of well installation.

g) Above the bentonite seal, the annular space is grouted to about 6 ft below ground level with the same mixture of Portland Type I cement and bentonite powder used at the bottom of the well. This mixture is pumped through a tube to the bottom of the annular space, and the auger pulled at a rate so that the grout occupies the bottom 1 ft (±) of the annular space.

   Note that in pulling the auger through "difficult" soil, it is sometimes necessary to rotate the auger counterclockwise to help it out. Sandy and gravelly soils can also interfere with this process by flowing into the annular space, interrupting the continuity of the grout.

h) The top 4 ft of the hole receives a 4 in. diameter steel pipe protective casing which is grouted in place.

i) The well construction is finished by capping the steel casing with a threaded or locking cap.

2. Well Development

Development follows well construction and precedes sampling. Its purpose is twofold:

- To improve the flow of water into the well screen by removing fine particles from the formation immediately around the screen packing
- To remove from the well any potential effects the construction might have had on the physical or chemical characteristics of groundwater samples

As a general rule, development started at least 24 hrs after construction to give the grout time to set up.

The first step in development was to wash the inside of the well, mainly to remove any particles that might have gotten into the well through the screen. This was done with potable water, through polyethylene tubing - the same water used to wash the sand into the well during construction. Washing was continued as long as any particles were visible in the discharge from the top of the well.

Pumping is used for the remainder of development. Depending on the depth to groundwater, different pumping methods would be used. With each method, an attempt is made to avoid contacting the well or the water with any contaminating materials. The methods used included:

- Vacuum pump, with Teflon tubing, for wells 1 1/2 in. i.d., <20 ft to groundwater table (GWT), and poor to good flow
- Centrifugal pump, with polyethylene suction tube, for wells 1 1/2 in. i.d., <20 ft to GWT, and very good flow
- Air lift pump, with continuous operation, for wells 1 1/2 in. i.d., >20 ft to GWT, and good flow. Material is polyethylene tubing.
- Air lift pump, with intermittent automatic operation, for wells 1 1/2 in. i.d., >20 ft GWT, and poor flow

The general rule was to continue development until the water ran clear. This is direct evidence that the first purpose of development, removal of fines, has been accomplished. It was further assumed that, by the time this was accomplished, any foreign matter introduced into the well during drilling would also have been washed clear.

3. Bailing and Sampling

The purpose of bailing the well before sampling is to assure that the water sampled is fresh from the formation, i.e., has not been in

the well environment for a long period of time, which might change its chemical characteristics. The rule of thumb was to bail three well volumes before sampling.

Most of the wells had static water levels within 30 ft of the surface, and could therefore be bailed (and sampled) by suction lift. A combination of peristaltic pump, for volatiles samples, and vacuum pump, for other fractions not potentially affected by the vacuum drawn in the vacuum flask, was used for sampling. The vacuum pump was used for bailing. Figure 2 shows the sampling train used. Water is removed from the well via a 1/4 in. i.d. Teflon tube.

For wells with water level >30 ft from the surface, a system combining pressure, by nitrogen gas, and vacuum was used. This system is shown on Figure 3; the portion put into the well consists of a sampling tube inside an outer tubing which has a foot valve at the bottom. It uses a vacuum to draw water into the sampling tube and the annular space between the two tubes, then pressurizes the annular space with high purity nitrogen gas, which closes the foot valve and forces the water up the sampling tube. With this system, wells of any depth, and any depth to water, can be bailed and sampled.

Generally, the suction tubing, or the whole nitrogen sampler, was run to near the bottom of the well for bailing. Many of the wells sampled are in tight aquifers, and putting the tube to the bottom prevented, as much as possible, breaking the suction, which would happen if the well drew down below the tube. If the well did draw down to the bottom, the well was allowed to recover, at least partly, and the procedure continued until three volumes were drawn out. The drawdown resulting from this procedure was recorded. If drawdown was large, the well was allowed to recover to at least three-quarters of its original water column depth before sampling began.

FIGURE 2

EQUIPMENT ARRANGEMENT FOR SAMPLING IBM BORINGS FOR PRIORITY AND CONVENTIONAL POLLUTANTS

Used for Borings with SWL ≤ 30 ft.

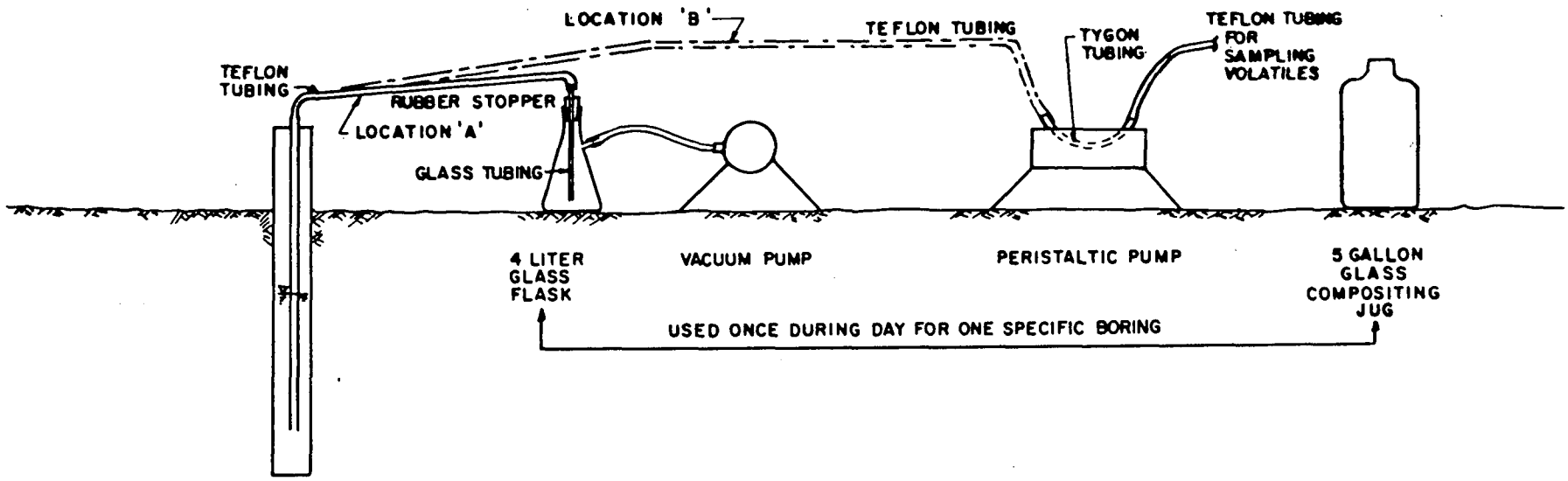

NOTE: ALL TUBING SHOWN (TEFLON AND TYGON) DEDICATED TO BORING

TEFLON TUBING TO EITHER LOCATION 'A' OR 'B'

FIGURE 3

EQUIPMENT ARRANGEMENT FOR SAMPLING IBM BORINGS FOR PRIORITY AND CONVENTIONAL POLLUTANTS

Used for borings with SWL > 30 ft.

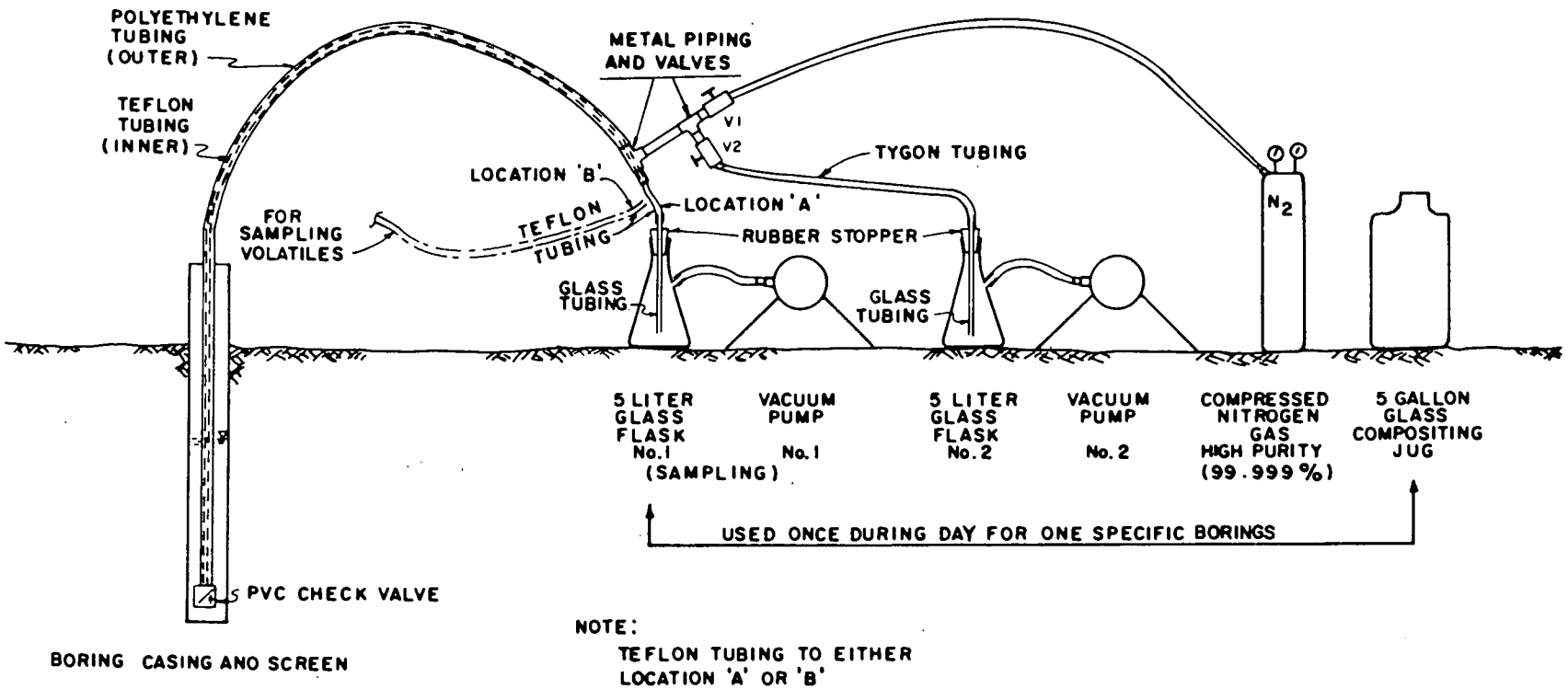

Samples were composites of the water column, taken at the top, mid-depth, and bottom. For volatiles, separate samples were taken, and these were syringe-composited in the lab. For most other analyses, equal volumes of top, mid-depth, and bottom samples were composited into a large jug, and the sample containers for shipment to the lab were taken from this jug.

The number of analyses to be performed varied from well to well, depending on the particular project. Generally, ammonia, oil and grease, and TOC were done on all wells, but the priority pollutant analysis varied. Therefore, the volume of sample removed would vary, and, for a given well, could vary from sampling to sampling. The volume taken each time was recorded.

4. Identification of pH Problem

The pH problem was first identified in wells at the Dutchess County Airport leased property of IBM, where its airplane hangar is located. (The program at the airport was being carried out simultaneously with other similar ones at the main Poughkeepsie plant site.) The airport wells were generally sampled three times over a four-month period. At first, elevated pH's were thought to be normal variations. Then, because the high pH's were found only in some wells, mainly ones developed in a confined gravel aquifer, but also in bedrock, it was thought that there must be a groundwater chemical explanation, probably man-induced. Investigation centered around chemical analysis for calcium and sodium, the two most likely alkalies. The pH continued to rise in these wells, with maxima of ~ 12.9 measured (see Figure 4).

Because pH was continuing to change at similar rates in wells developed in different aquifers partly separated from each other by aquitards, an active source and rapid movement would be necessary if

FIGURE 4 (Page 1 of 5)

BORING A - 1

pH vs TIME

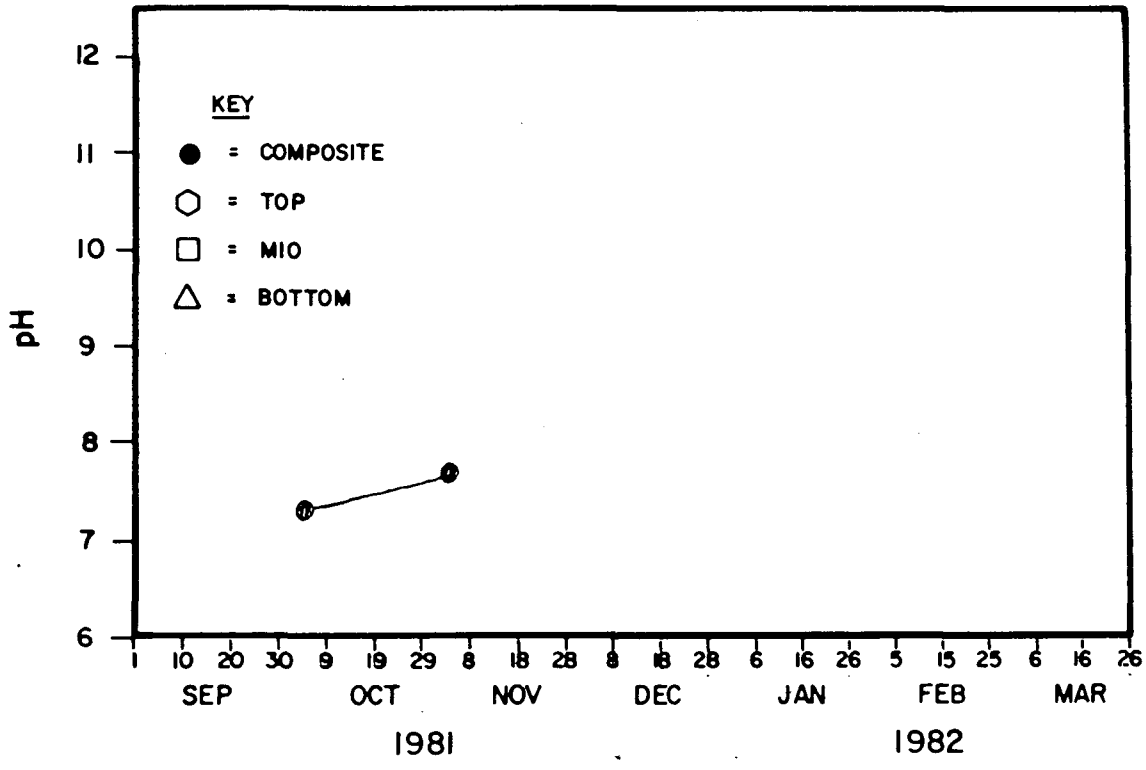

BORING A - 2

pH vs TIME

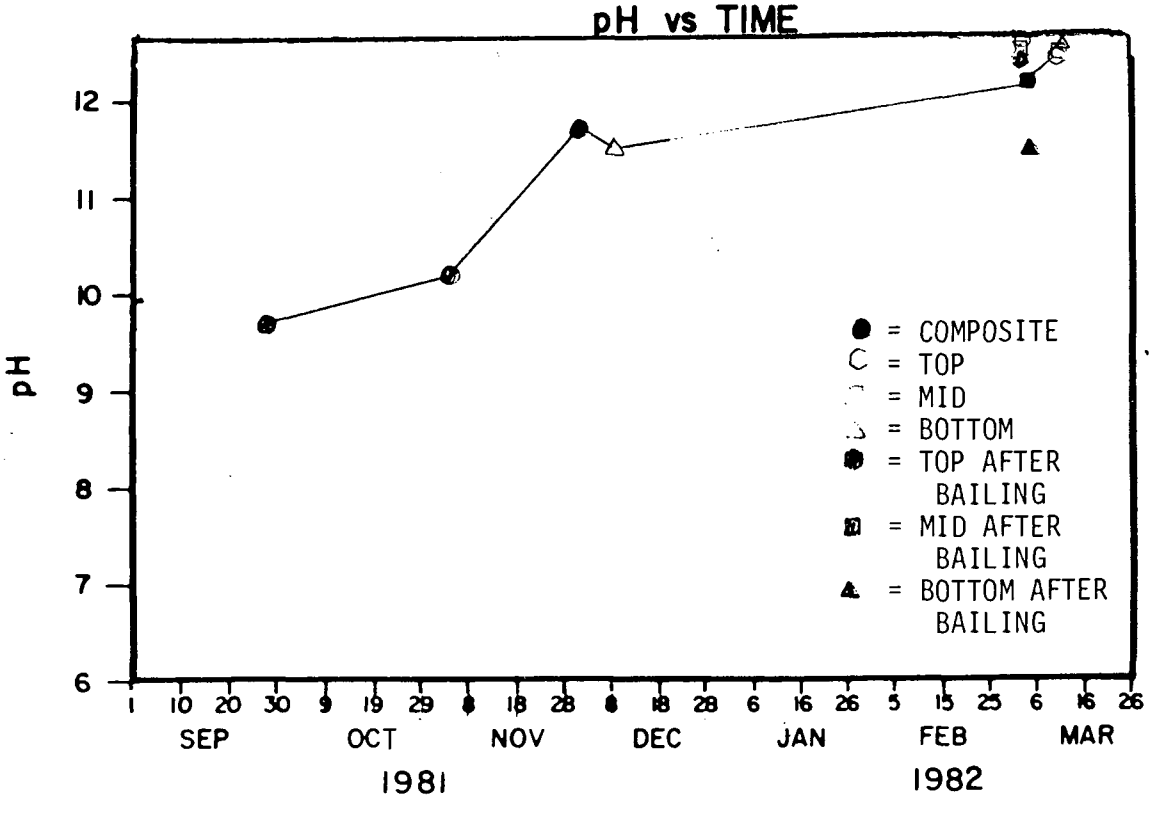

BORING A - 3

pH vs TIME

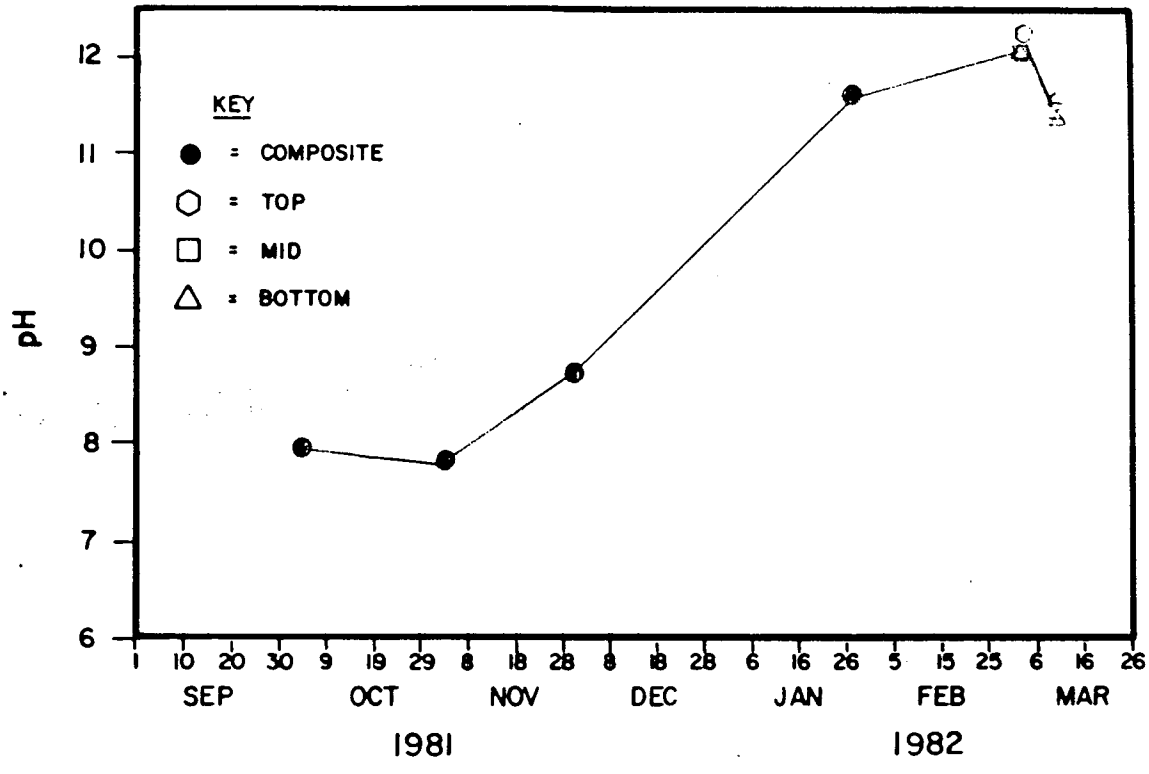

BORING A - 4

pH vs TIME

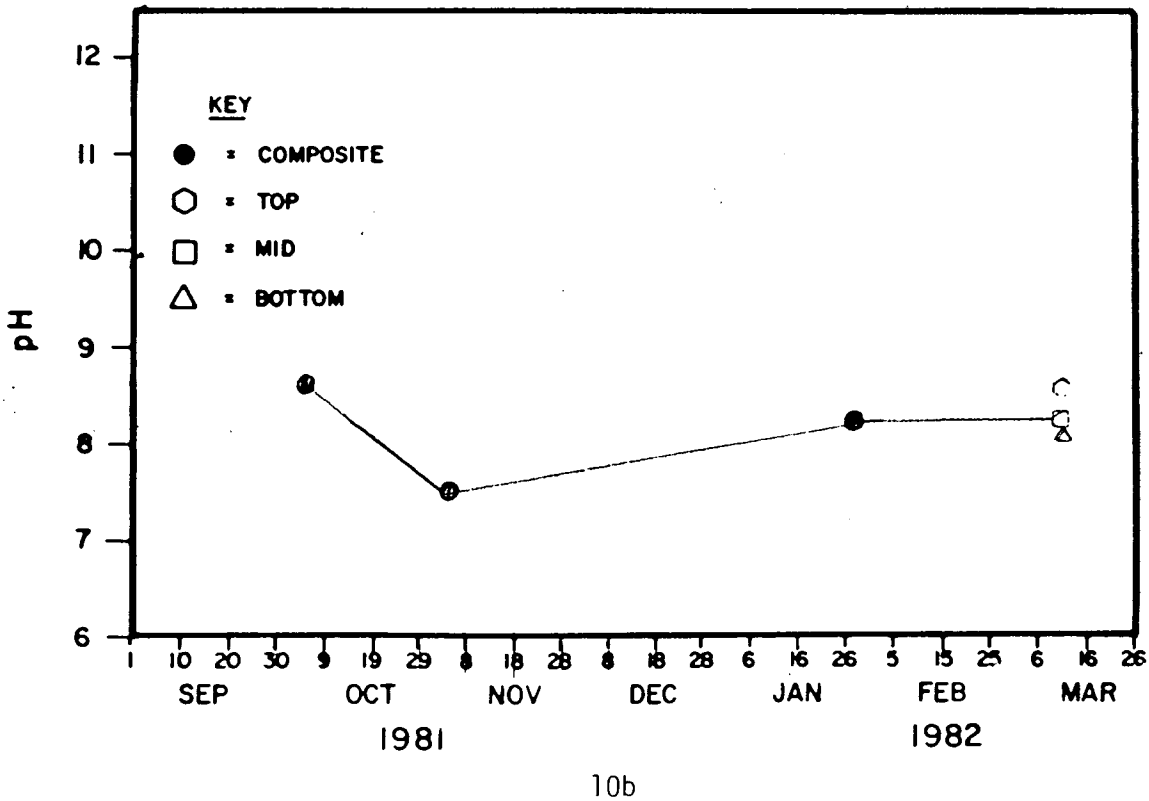

BORING A - 5
pH vs TIME

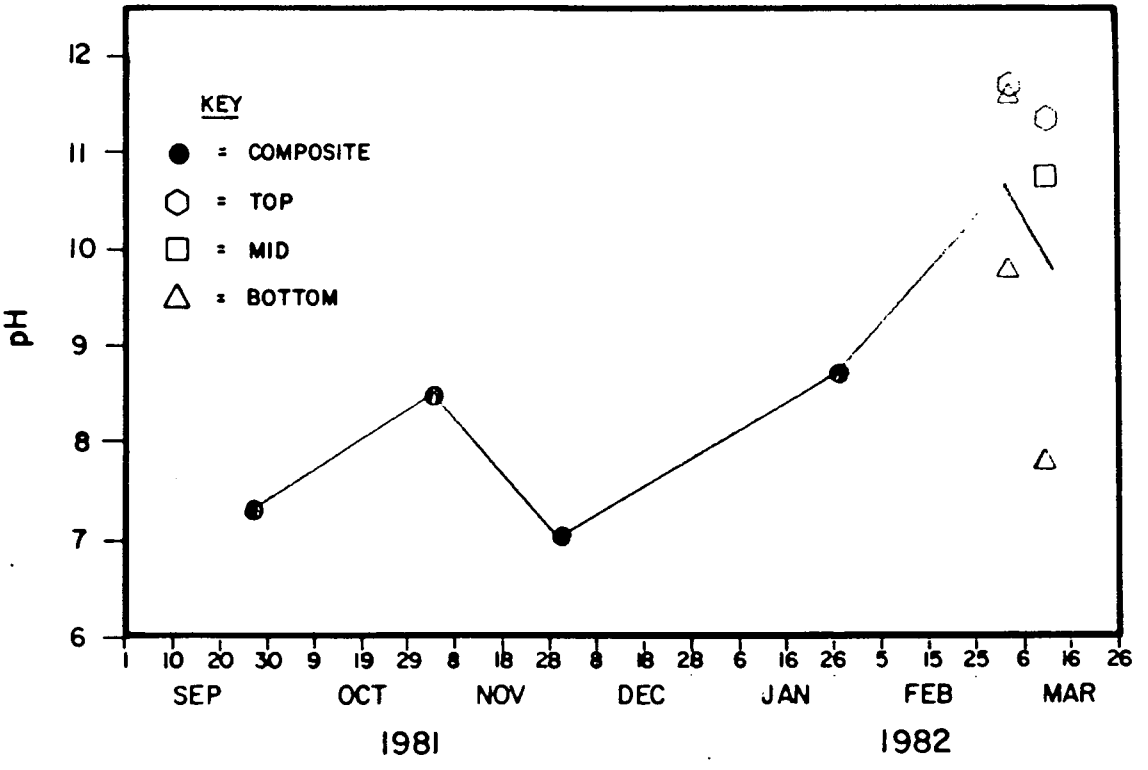

BORING A - 6
pH vs TIME

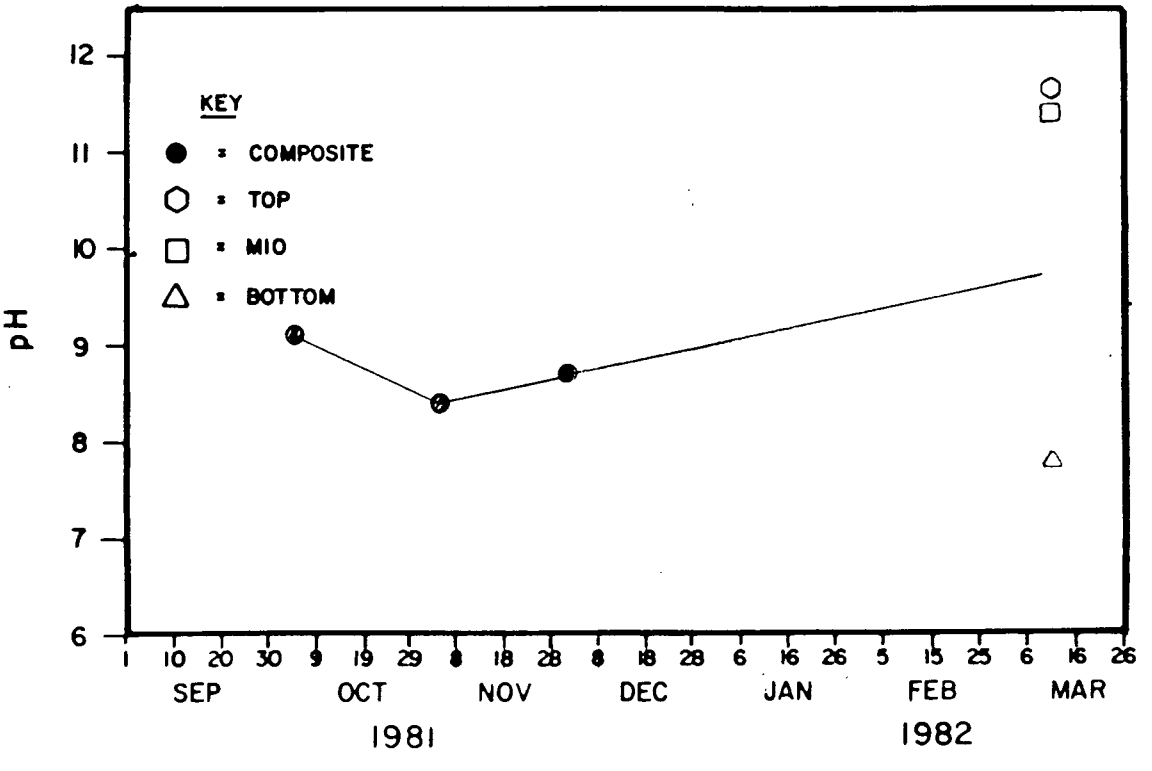

BORING A-7
pH vs TIME

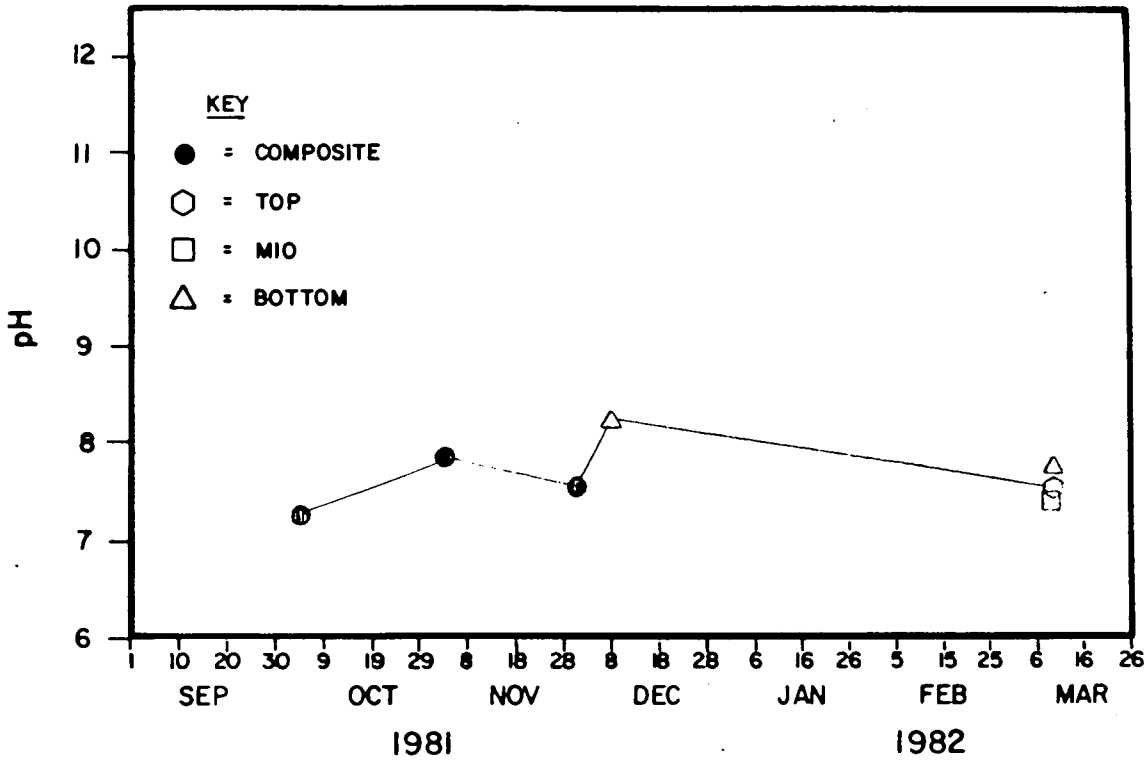

BORING A-8
pH vs TIME

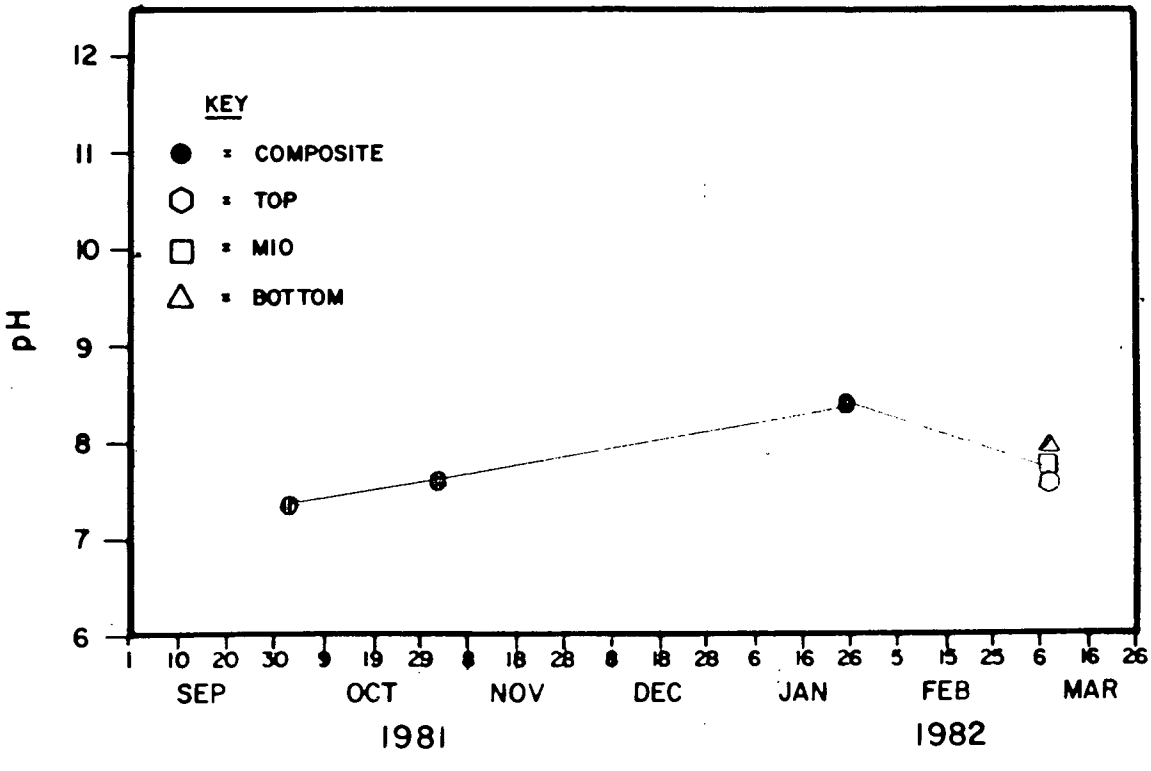

FIGURE 4 (Page 5 of 5)

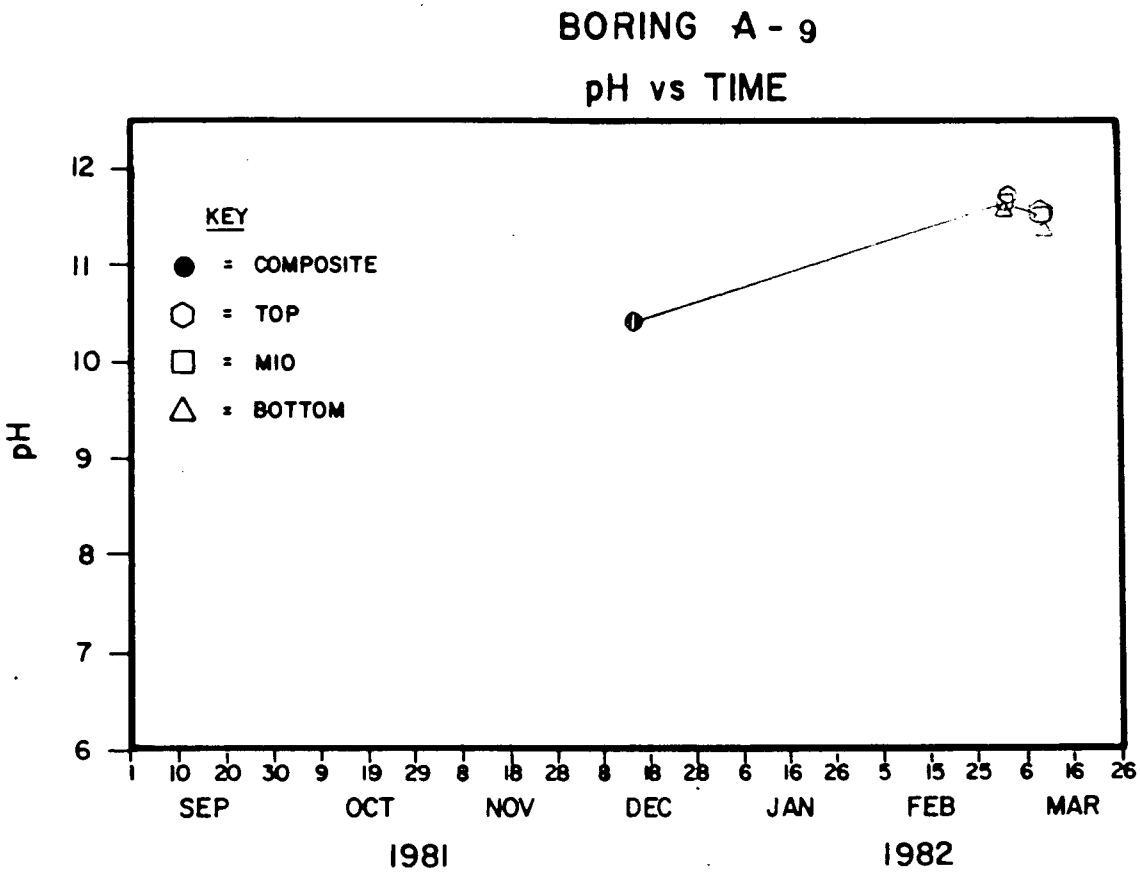

the readings were true reflections of groundwater quality. Analysis of probable groundwater movement, which was proceeding as part of the overall program, concluded that it was virtually impossible for the water to be moving as rapidly as the pH would seem to indicate. Furthermore, it was hard to imagine a source, in the airport environment, that would have such dramatic, far-reaching impacts (wells were spaced hundreds of feet apart, and were up to 85 ft deep). Meanwhile, the pH meter was checked and rechecked for possible malfunctioning, even though some of the wells at the airport - and most of those at the main plant site - showed normal pH, range 7.0 to 8.0, with the same meter. The meter was reading correctly.

The most likely remaining explanation was that the well construction itself was responsible. Investigation immediately centered on the grout used; when a cement-water mixture was found to have a pH of about 12.5, we were virtually certain this was the cause. What remained to be done was to verify this and determine why it happened in these wells; why it was not discovered sooner; whether reports of this phenomenon are found in the literature; how to prevent it; and how to correct it in the already existing wells. Furthermore, of course, the impact of the high pH was to be mitigated.

5. Investigations

a) Well construction vs pH. This was one of the earliest investigations done, leading to the conclusion that it was the well construction method that influenced the pH of the sampled water. Each boring log was reviewed and the wells rated - high, moderate, low and zero - according to the likelihood that the well construction had influenced the pH; this, of course, was based on the hypothesis that it was the grout that was causing the elevated pH's. The more grout below the groundwater table in a boring, the

higher its ranking in this list. The borings ranged from having no grout below the groundwater table to a maximum of 45 ft. Table 1 shows a listing of the borings by high, moderate, low, and zero priority and the associated pH's. As can be seen, there is a fair correlation between the high pH potential rating and the fact of high pH.

b) Cement Manufacturer's Information. Type I Portland cement is the common cement used in grouting back borings. This is differentiated from masonry cement in that Type I Portland cement does not contain lime as does masonry cement. Type I Portland cement is commonly reported in the literature as having the following chemical characteristics:*

Tricalcium silicate - 45%
Dicalcium silicate - 27%
Tricalcium aluminate - 11%
Tetracalcium alumino-ferrite - 8%

What is not shown on this commonly reported table is the fact that all cements contain impurities, known in the industry as soluble alkalies. These soluble alkalies are soluble salts of potassium and sodium, and according to the manufacturers' technical representatives will not set up with the cement.

Cements vary in their soluble alkali content from a minimum of about 0.5% in the purest or best cements to about 1.5 to 2% in lower grades. The cement used in this program was manufactured by Independent Cement, and was reported by their technical representative as having a soluble alkali content of about 1%, i.e., not the purest, but not the lowest grade either. The representative had not

---

*Source: Design and Control of Concrete Mixtures, Tenth Edition; Portland Cement Association, 1952.

TABLE 1

WELL No.	pH	pH POTENTIAL
T-1	-	Low
T-2	10.7,8.3,7.4	High
T-3	7.4	Mod-High
T-4	5.7	Mod
T-5	11.6,11.9,8.8	High
T-6	6.5	Mod
T-7	6.2	Mod
T-8	7.2	Mod-High
T-9	7.3	0
T-10	7.5	Mod
T-15S	6.8-7.7	0
T-12	6.2-7.2	0
T-13	6.2-7.2	Low
T-14	7.1-8.55	High
T-15R	6.6-7.8	Mod
T-17	6.2	Mod
T-18	6.6	Mod
T-19	7.0-7.2	0
T-20R	6.9-7.4	Mod
T-20S	6.7-7.1	0
T-21	7.1	0
T-22	7.6,7.3	0
T-23R	8.1	High
T-23S	6.9	0
T-24	7.8	0
T-25	7.3	Low-Mod
T-26	7.4	0
T-27	8.0-9.0	0-Low
T-28	7.1-7.5	0
T-29	8.1	Mod
T-30	8.3	High
T-31	7.4	0
T-32	7.3	0
T-33	8.5,7.8	Low
T-34	8.6,7.5	High
T-35	8.4,10.3,7.6	High
T-36	7.6	0
T-37	7.6	0
T-38	7.5,7.2	0
T-39	7.7,7.5	0
T-40	7.7,7.6	0
T-41	8.3	0
T-42	7.4,7.8	0
T-43	7.5,7.6	-
T-44	7.5	0
T-45	7.4	0
T-46S	7.8	0
T-46D	7.25	0
T-47	7.8	0
T-48	7.7	0
T-49	8.0	0
T-50	7.4	0
T-51	7.6	Mod
T-53	7.2	Mod
T-54	7.4	0
T-55	8.4	High
T-56	7.5	Low-Mod
T-57	7.8	0
T-58	-	0
T-59	6.8-7.8	0
T-60	7.6	0
T-61	8.6	High
T-63	7.5	Mod
T-64	7.4	0
T-65	7.4	0
T-66	7.9	0
T-67	7.3	0
T-68	7.4	0
T-69	7.8	Low
T-70	7.7	Low
T-71	7.6,8.1	Mod
T-73	7.7	Low
T-74	7.8	0
T-75	8.0	0
T-76	7.6	Low
T-77	7.7	0
T-78	7.6	Mod
T-80	7.5	Mod-High
T-81	7.3	0
T-82	7.4	0
T-83	7.3	0
T-84	7.8	0
T-85	7.2	Low
T-86	7.35	Low
T-87	8.0,7.35	0
T-88	7.9	Low
T-90	12.5	Mod-High
T-91	8.7	0
T-92	7.2	Low
T-93	7.9	0
T-94	6.75	0
T-95	7.9	Low
T-98	6.95	Mod
T-99	7.2	0
T-100	7.5	Low

heard of the type of problem that we were experiencing with the pH in the wells, but did confirm that it was certainly a reasonable hypothesis, given the action of cement setting under water.

c) Pumping the Wells. An important part of the investigation was to confirm that the pH was a phenomenon local to the well, and not, indeed, a true characteristic of the groundwater in the entire area. The direct test of this was to pump the wells and observe the pH over time. Figures 5 through 13 show the result of testing at the wells at the IBM airport site. It is clear from these figures that the formation water itself does not have an elevated pH, with the possible exception of the formation water in A-2 and A-9. A-9 is a rock boring which is very tight and we did not pump nearly as great a volume of water from it as from the other wells in this test period. Also, it is one of the deepest wells and therefore has one of the largest volumes of grout under the groundwater table. This combination resulted in its pH not lowering as rapidly as the others. Well A-2, although shallower than A-9 and some of the other wells, experienced difficulty in grouting back the boring: the sand and gravel formation flowed into the annular space between the casing and the augers, creating a discontinuity in the grout. This is shown on Figure 14. It is our opinion that in the case of the discontinuity, where the cement grout became intermingled with the sand and gravel in the formation, the release of soluble alkalies to the formation water is greater, in percentage, than where the grout is integral. If there is a solid set of the grout, about 2 1/2 in. thick, it is presumed that a portion of the soluble alkalies get trapped inside the grout and are never leached to the formation water. On the other hand, if the grout is scattered and mixed with the sand and gravel it might never set at all, so that virtually 100% of the soluble alkalies in that portion will be dissolved in the formation water. This is the most likely explanation for the high pH continuing in well A-2. Therefore, the formation water at A-2 and A-9 is not thought to be the cause of the elevated pH.

FIGURE 5

BORING A - 1

pH vs TIME

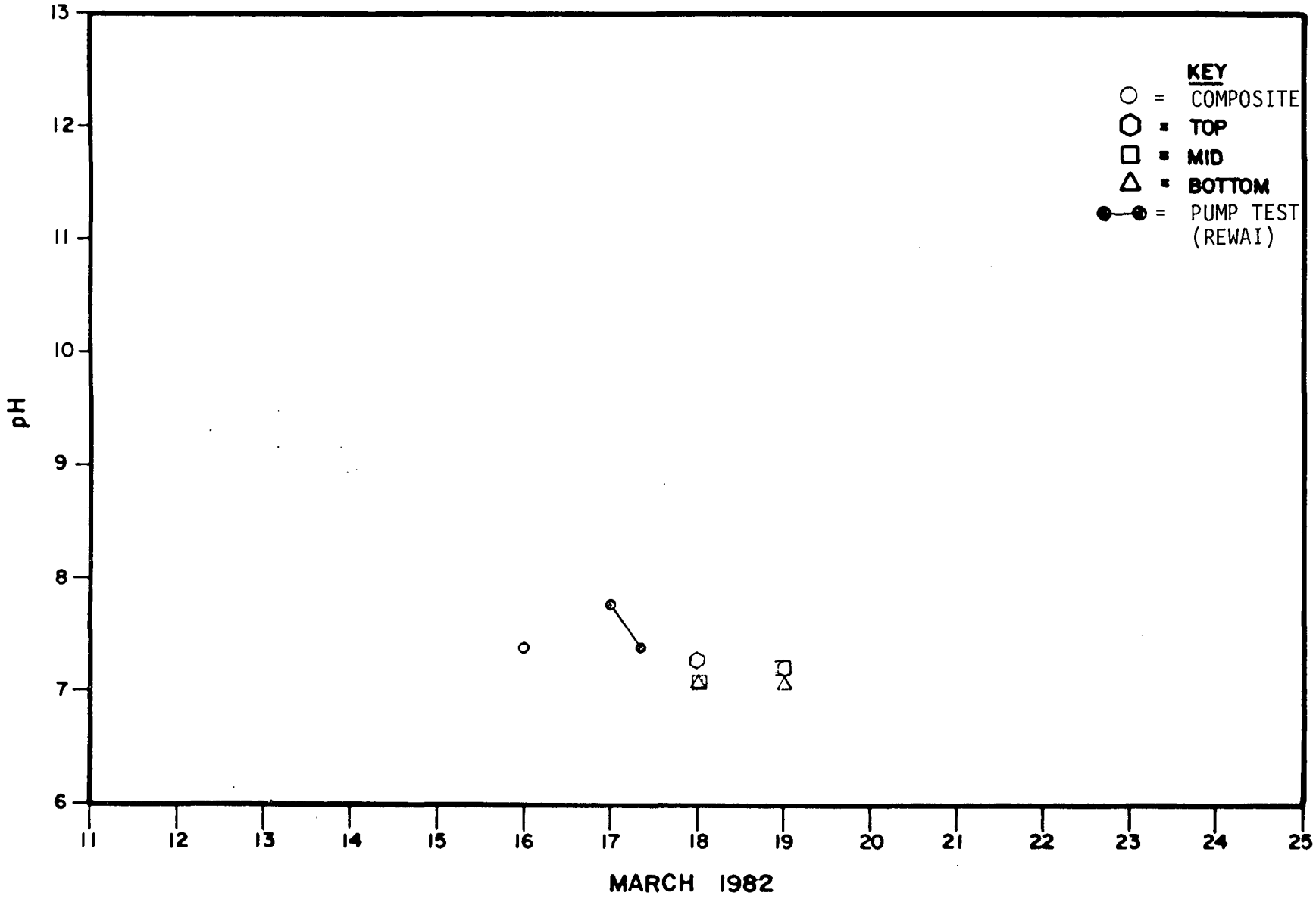

FIGURE 6

BORING A - 2

pH vs TIME

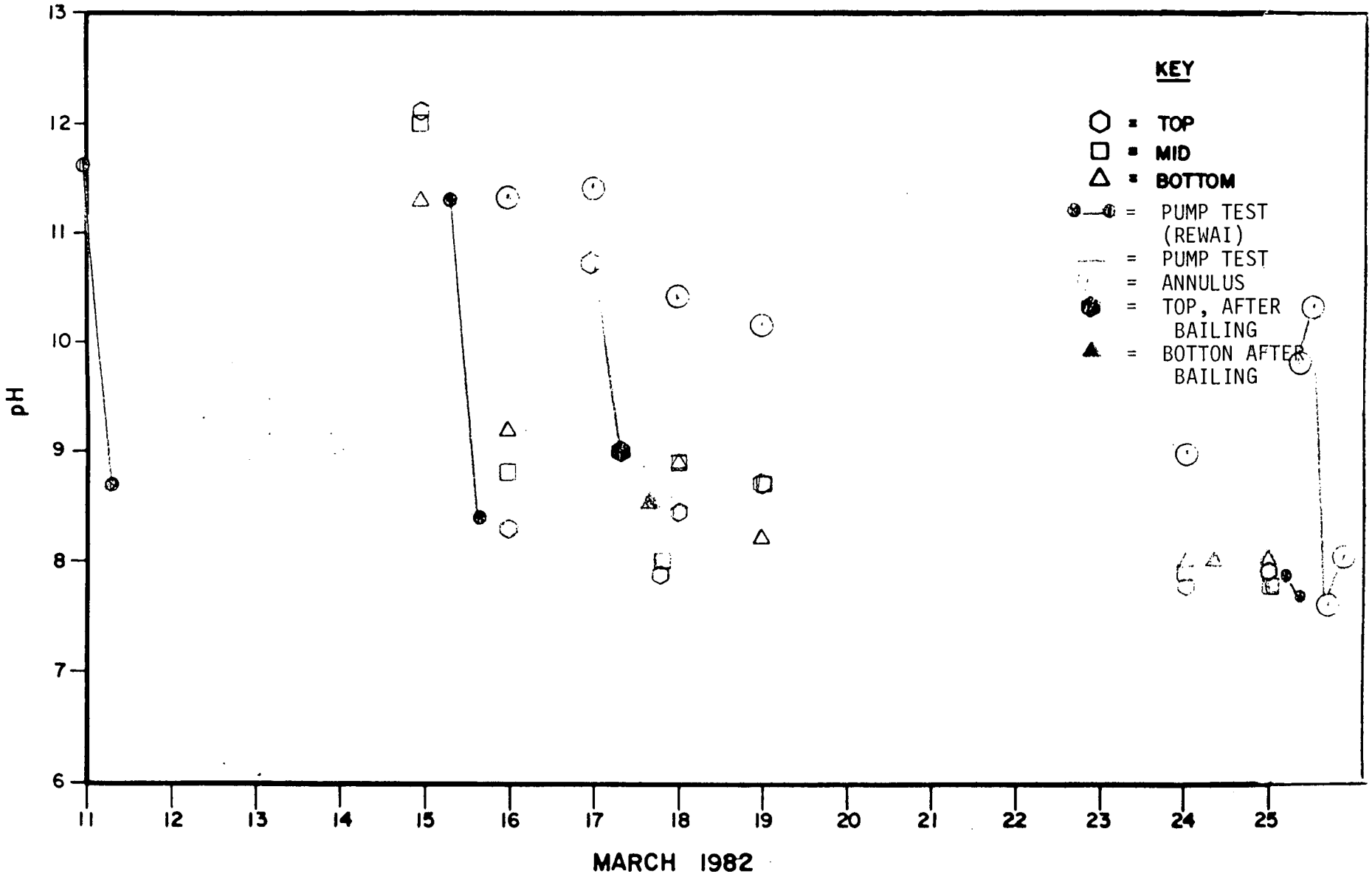

FIGURE 7

BORING A - 3

pH vs TIME

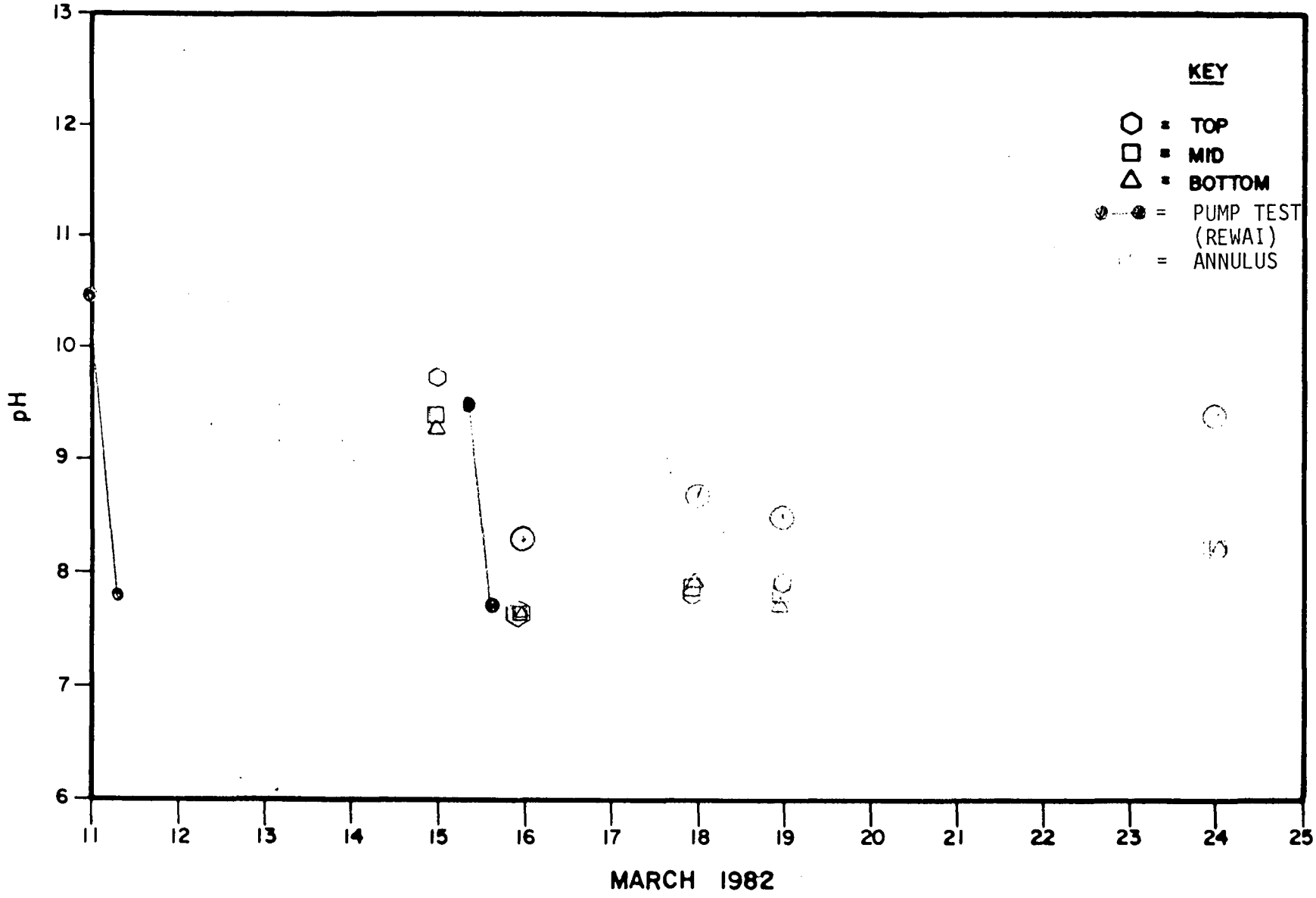

FIGURE 8

BORING A-4

pH vs TIME

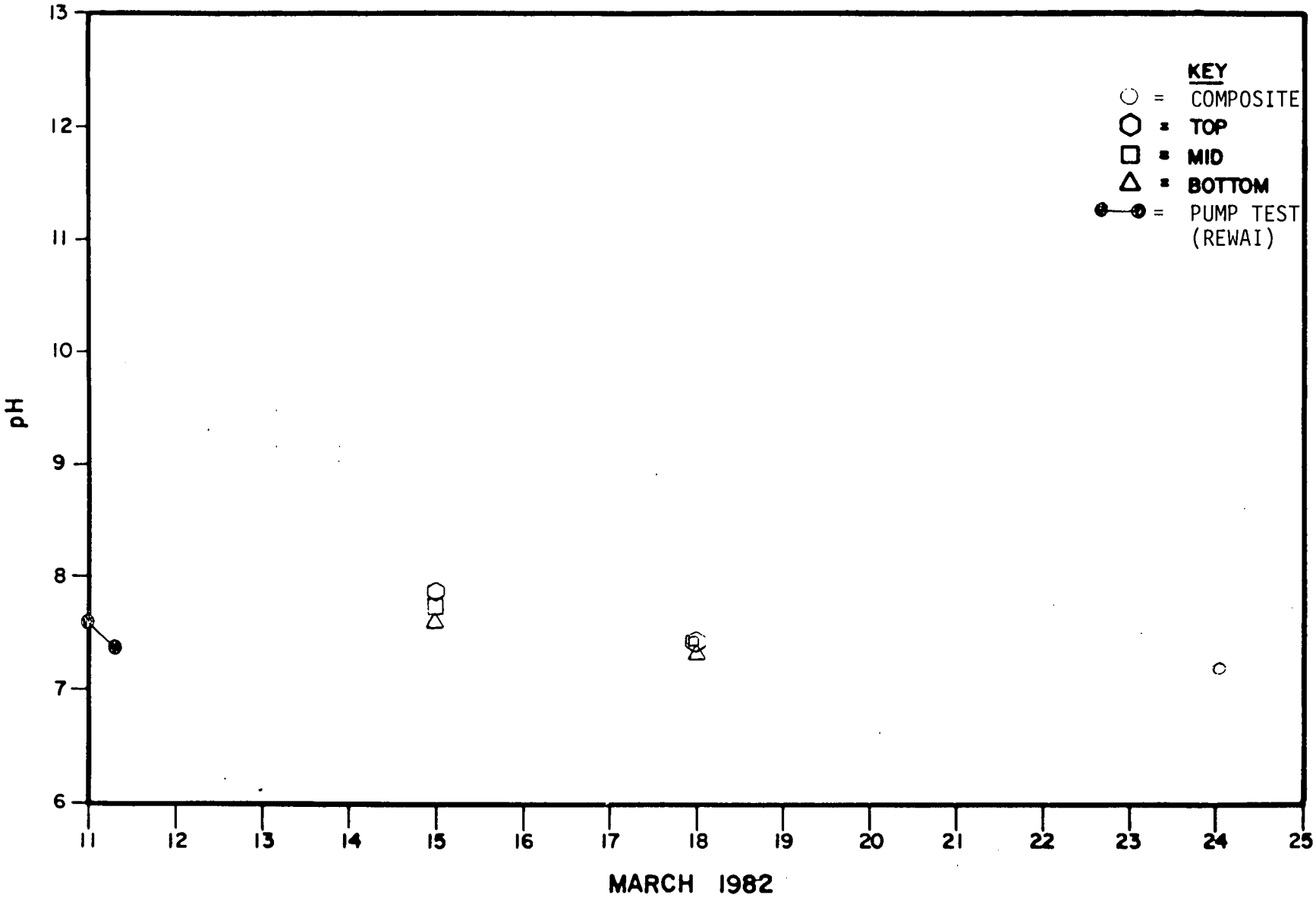

FIGURE 9

BORING A - 5

pH vs TIME

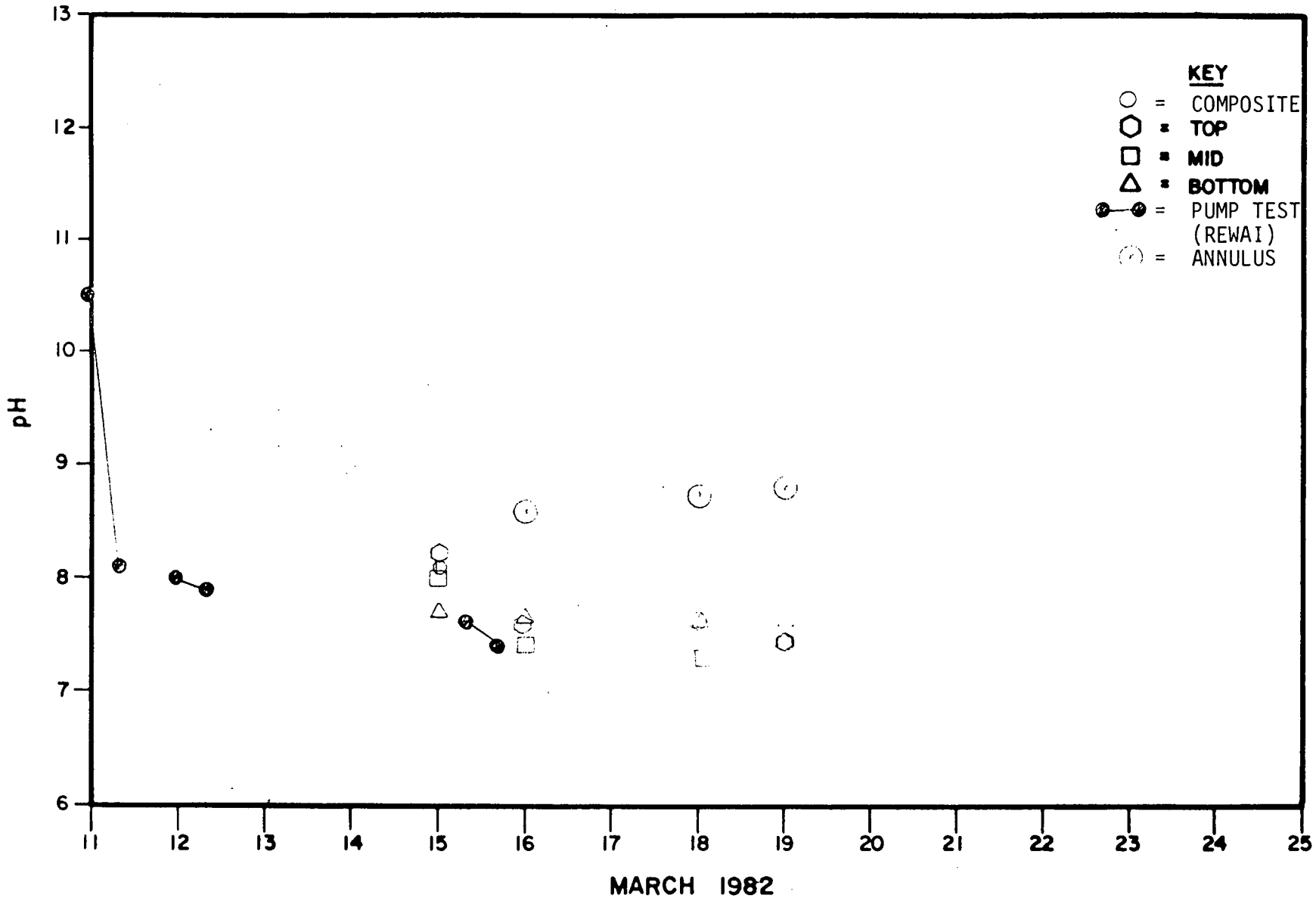

FIGURE 10

BORING A - 6

pH vs TIME

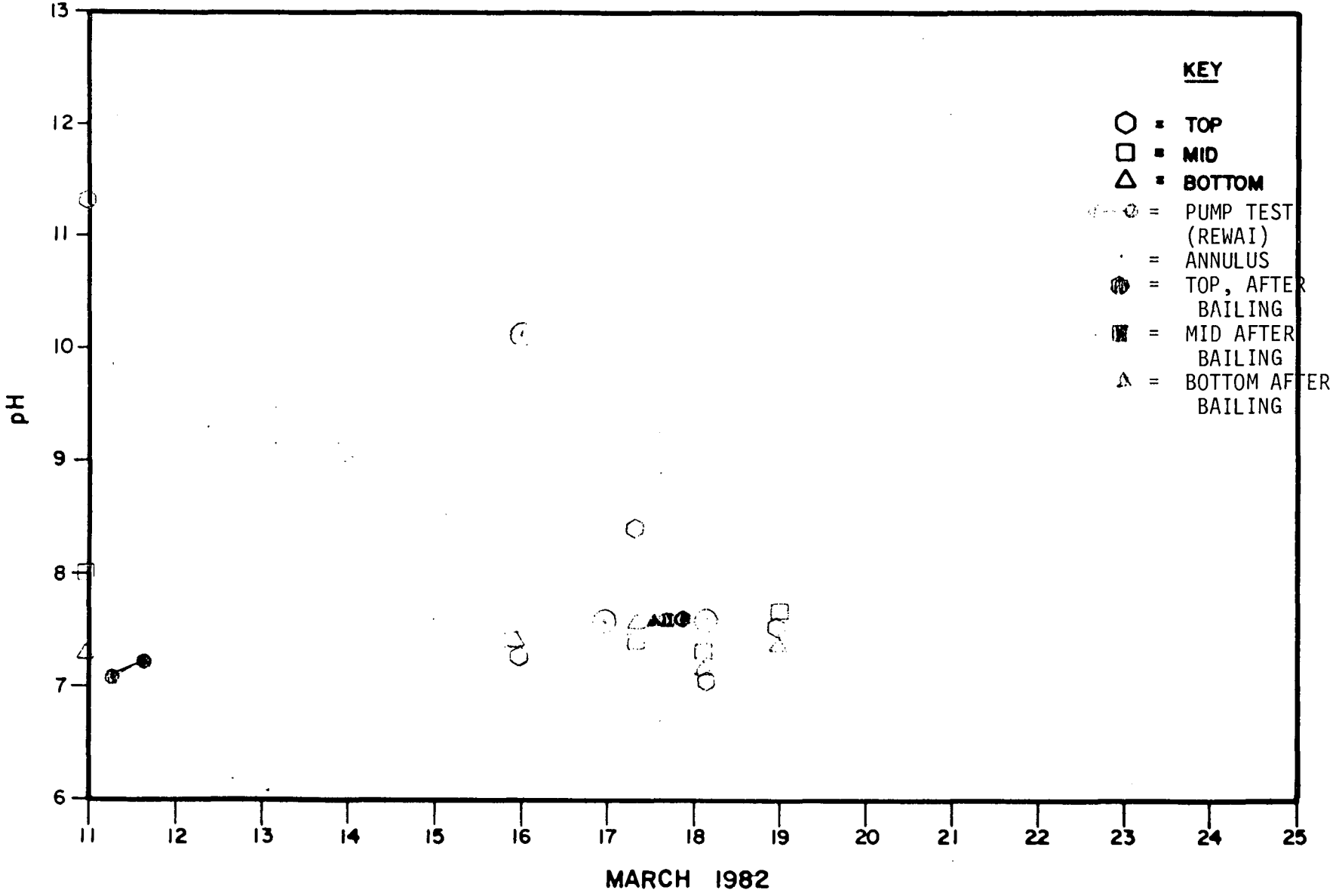

FIGURE 11

BORING A - 7

pH vs TIME

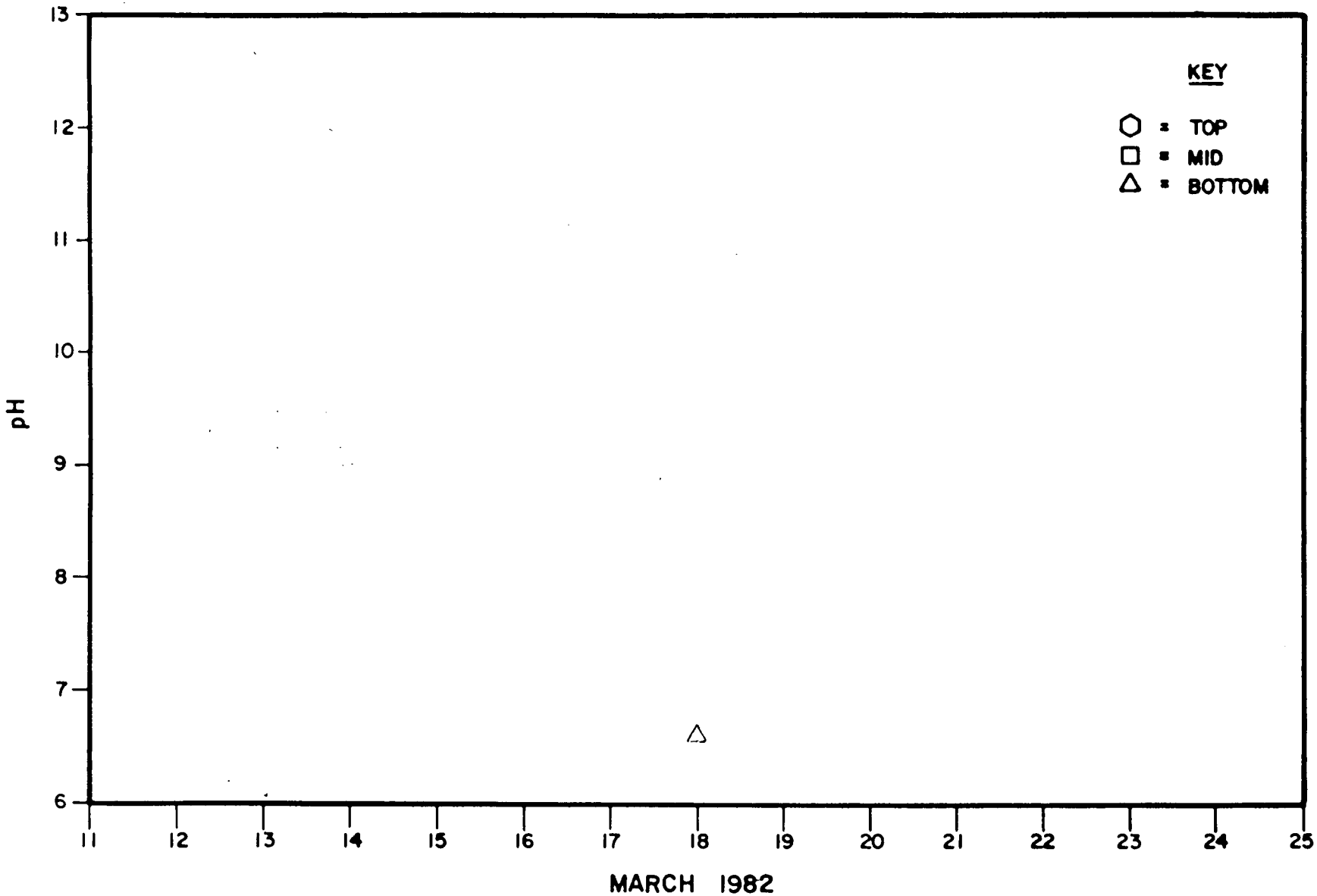

FIGURE 12

BORING A - 8

pH vs TIME

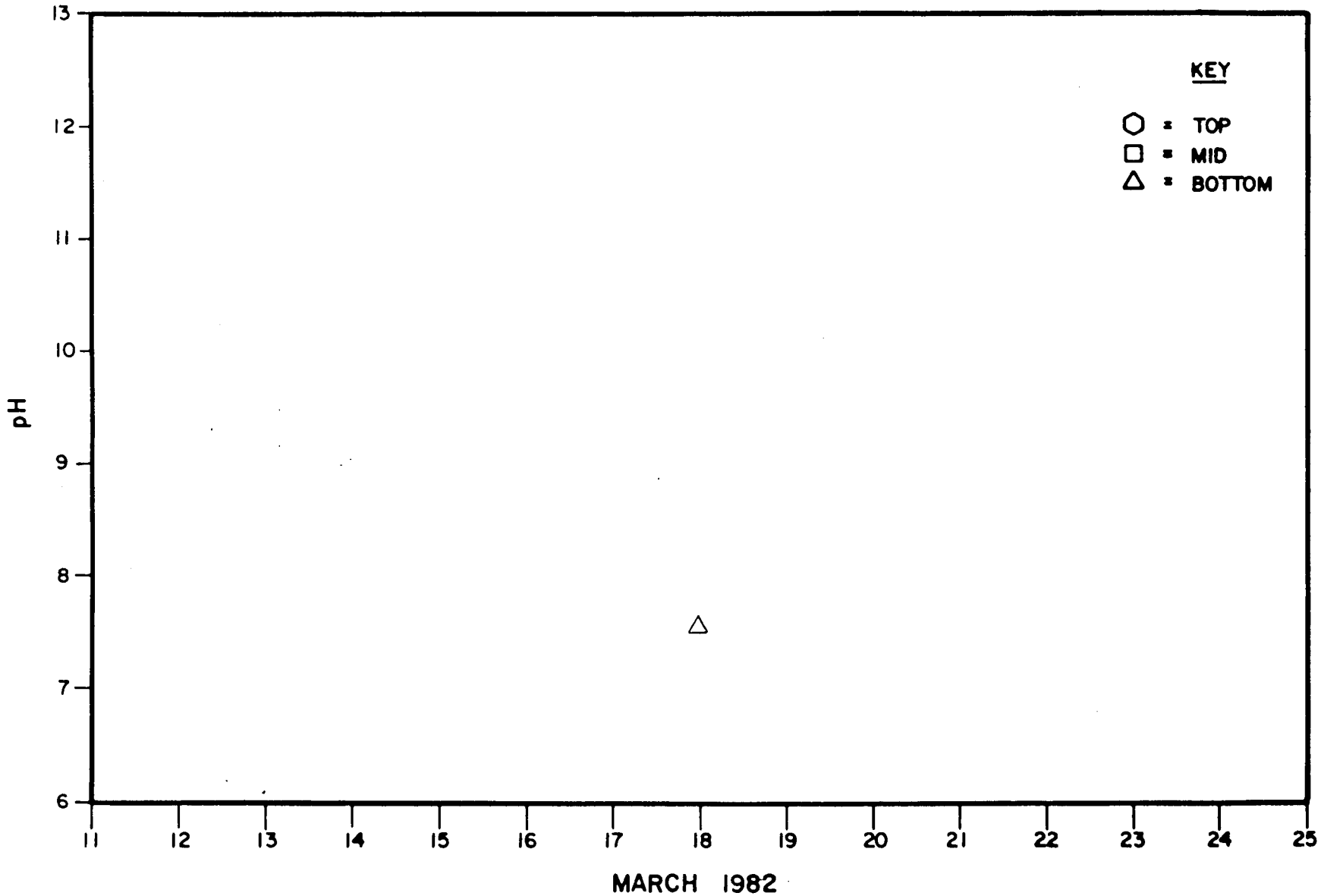

FIGURE 13

BORING A - 9

pH vs TIME

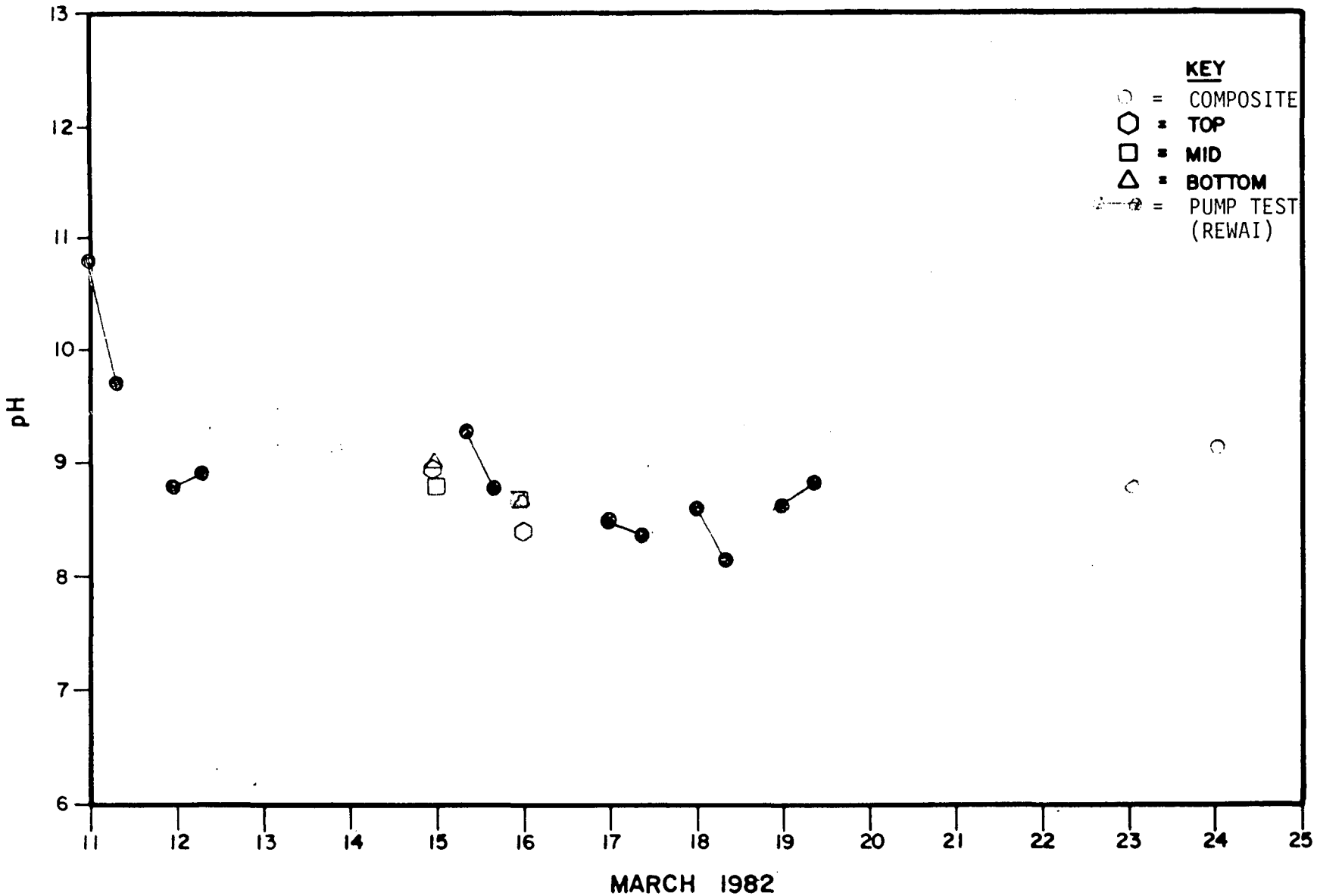

FIGURE 14

Depth in feet	Blow Ct. / Recovery	Sample # / Run #	
0	Hand Augered		
	2-2-2-3	S-1	
	2-3-3-5	S-2	
10	6-14-13-19	S-3	discontinuous grout
	10-9-9-12	S-4	
	14-13-12-15	S-5	
	6-6-7-6	S-6	
	1-3-5-6	S-7	
20	2-3-4-4	S-8	
	1-3-7-5	S-9	
	3-6-6-11	S-10	
	WOR-3-3-3	S-11	
	1-3-4-3	S-12	
30	2-3-4-4	S-13	
	2-3-3-3	S-14	
	2-3-4-5	S-15	
	4-7-6-4	S-16	
	WOR-2-5-2	S-17	Heaving problem - non-integral grout
40	WOR-1-5-6	S-18	
	WOR-WOR-4-4	S-19	
	WOR-2-5-4	S-20	
	7-8-9-13	S-21	
	11-7-8-9	S-22	
50	9-8-7-6	S-23	
	5-9-12-33	S-24	
	33-100/0.25'	S-25	
	31-42-68-62	S-26	
	70-75-68-34	S-27	
60	65-114/0.5'	S-28	
	100-79-118/0.5'	S-29	
	100/0.2'	S-30	
	100/0.4'	S-31	
70	100/0.3'	S-32	
	93-100/0.3'	S-33	
	5'	R-1	
78			

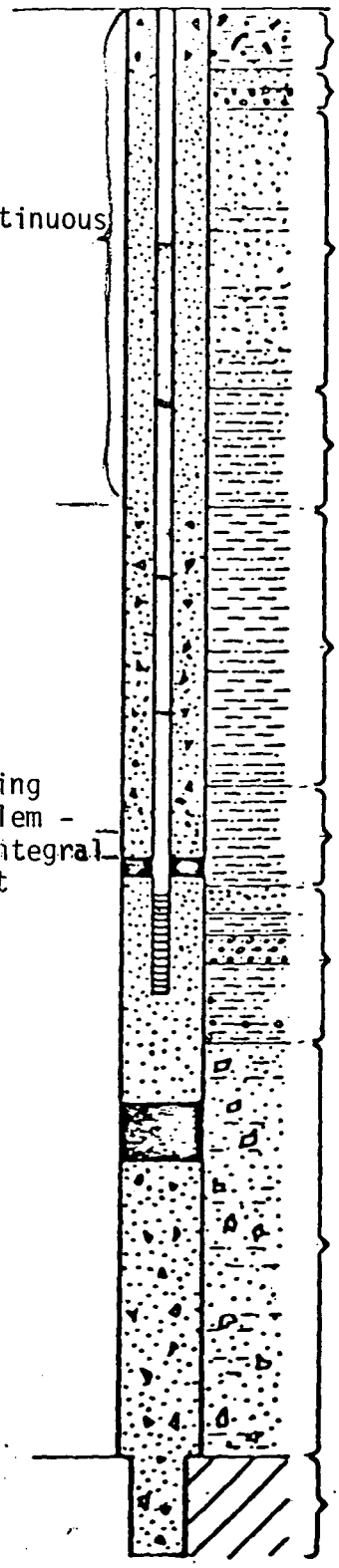

Description

- Fill
- Brown medium to coarse sand and gravel, wet
- Light brown silty fine sand, some silt layers
- Alternating light brown and gray silt layers
- Gray clay layered with some silt and fine sand
- Gray silt, some clay
- Alternating layers of gravel, sand silt, and clay, all gray in color
- Till, gray sand silt and clay, dense and moist
- Gray shale with calcite bands

Vertical Scale
1" = 10'

Drilling Began	9/15/81
Drilling Completed	9/16/81
Well Construction Completed	9/17/81
Development Completed	9/24/81
Total Depth	78'

SWL (date) El. 146.98' (12/7/81)
Screened Interval 44.5'-49.5'
Aquifer Sand and Gravel
Elevation, Ground Surface
Elevation, Top of Casing
Hole Dia: 7" Hollow Stem/NX Dore
Monitoring Tube: 1.5" FJ SCH 80 PVC

d) Depth-Variable pH. Early in the investigation, the hypothesis that grout was the source of the elevated pH was expanded to include an explanation of why the pH had not been discovered sooner, i.e., immediately. In the wells where the pH was most elevated, we were dealing with a confined aquifer in which grout had not been placed. The high pH water, therefore, had to migrate from the aquitard into the aquifer if the high pH water were being drawn into the well through the screen. Movement through the aquitard is generally slow, and it was therefore thought that the high pH water could be entering the well through the pipe joints, in the unscreened section of the boring. If this were the case, it would help to explain why the elevated pH was not discovered earlier in the sampling, because of the bailing method used. In a boring developed in a confined but free-flowing aquifer, such as sand and gravel, the bailing procedure used meant that we were not truly clearing the well of the water in it before sampling; rather, the water being drawn out during the bailing process was formation water, and the upper layer water that was in the well before bailing started remained there. Sampling was done at the top, mid-depth, and bottom, so that over a period of several samplings, each well was, in effect, slowly being bailed; the pH rise over time, therefore, could have been a result of the sample being taken representing from a minimum of one-third nonformation water to two-thirds or more nonformation water, as the sampling program proceeded. If this were the explanation for the delay in discovering the elevated pH, there should be found in the boring a vertical pH gradient, i.e., higher pH's at the upper waters in the boring. Depth-variable pH's confirmed this - see Figures 6, 8, and 10.

e) Model Well. For the overall hypothesis to be correct, there had to be a migration of elevated pH water from outside the solid portion of the casing into the solid portion of the casing. Obviously, this could occur only through the pipe joints, and,

further, implies an ability of water to move between the grout and the pipe casing. R.E. Wright Associates constructed a small model well, as shown on Figure 15. Joints in the pipe were hand-tightened, as had been done in the field; the grout used was mixed the same as that used in the field, and the grout allowed to set. After the grout had set, the top part of the annular space above the grout was kept dosed with tapwater at a pH of 6.6. The amount of water that collected in the bottom of the well was recorded over time, and totaled 210 ml over 8.5 days.

This water can have entered the pipe only through the two pipe joints in the model well, and is further proof that the pipe joints leak. At the end of the test a chemical analysis of this water was performed, and is shown on Table 2. It is clear from this experiment that water can migrate between the well casing and the grout even though there is no visible space between these two, and further, that this migrating water does leach out the high pH-causing portions of the grout, assumed to be the soluble alkalies. Note especially the high potassium content of this water.

After the experiment on leaching and chemistry was completed, the model well was sawed in half longitudinally so that the bond of grout to well casing could be visually observed. To the eye, there is no gap between the well casing and the grout. The very smooth surface of the PVC pipe, however, does not provide a good bonding surface with the cement grout; the solution chemicals seen on the inside surface of the grout are clear evidence of water movement.

f) Pipe Joint Tests. The pipe being used in this program, as mentioned above, had untapered threads. Given the thickness of the pipe wall and the aim to have it flush internally and externally, there is no thickness of material left to taper the joints as is



SCHEMATIC DRAWING

MODEL WELL

Figure 15

TABLE 2

CHEMICAL ANALYSIS OF WATER COLLECTED IN THE MODEL WELL

PARAMETER	CONCENTRATION
Alkalinity (mg/l)	
TOTAL	5,700
to pH 8.3	5,300
to pH 4	400
as OH^-	4,900
as carbonate	800
as bicarbonate	0
Chlorides (mg/l)	4.4
Total Hardness, as $CaCO_3$ (mg/l)	728
Aluminum (mg/l)	.383
Calcium (mg/l)	291.0
pH, (units)	12.6
Total phosphate, P (mg/l)	0
Specific Conductance (μmhos)	17,500
Magnesium (mg/l)	0
Potassium (mg/l)	3576.0
Sodium (mg/l)	535
Silica, as SiO_2 (mg/l)	1.5

done in common watertight piping. Various pipe joints and methods of joining were tested: (1) untapered joints, hand-tightened, (2) untapered joints, wrench-tightened, and (3) a different manufacturer's pipe, 3/4 in. i.d., with tapered joints, hand-tightened.

Table 3 shows the tests performed by the Timco Pipe Company on their own pipe. Although the 50 psi internal air pressure is not representative of field conditions, this table does show that the untapered joint can leak unless special measures are taken to avoid it. Such measures are not usually taken in the field, and, in fact, are not recommended by Timco (to avoid damage).

The Timco pipe was also tested by the study team. Two 5-ft sections were jointed, placed vertically, and filled with water (the bottom was plugged); pressure on the joint was thus 2.2 psi. When the joint was hand-tightened, with some effort, the leak was small, say one bead of water per second. With less effort in hand tightening, an effort that might be typical of many joints made in the field, water leaked in a steady stream. Teflon taping this joint did not prevent leaks.

The small diameter pipe was tested with both internal and external pressure. The small diameter tapered joints did not leak even when only hand-tightened.

The conclusion of this testing is that it is reasonable to assume that the joints made in the borings in this investigation were not all watertight. The counterclockwise turning of the augers to free them in difficult soils probably loosened some that were originally tight, adding to the leakage.

This leakage, at its very slow rate, is not significant from an environmental point of view, even though it theoretically can

TABLE 3

PIPE JOINT LEAKAGE AT SEVERAL JOINTING TORQUES

TEST DESCRIPTION	JOINTING TORQUE (ft-lbs)	LEAK, AS ESTIMATED PERCENT OF JOINT CIRCUMFERENCE LEAKING
1. Not butted down i.e., visible gap	2.5	10
2. Hand tight	4	≤ 1
3.	6	.5
4. Wrench tight	16	.1
5. Strap wrench	22	0

Note: 1) 1 1/2" i.d., schedule 80 PVC flush joint pipe manufactured by Timco.
2) Tests by Timco.
3) One joint; 50 psi internal air pressure; leak observed as air leak under water.

connect two aquifers that one may be attempting to keep separate. Nor does it cause misrepresentative sampling, so long as proper bailing is practiced.

g) Sampling of Leaked Water vs Formation. Most of the wells had groundwater table within 30 ft of grade, so that they could be sampled by the suction lift principle. This provided the opportunity to insert inside the 1 1/2 in. i.d. well a 3/4 in. tubing sealed off from the well casing, as shown in Figure 16. The inside tubing can then be used to sample formation water. A third tube can be put down the annular space, and any water collecting in that annulus sampled separately. The working hypothesis would be supported if the pH of the water in the annulus were higher than the formation water pH. In the wells sampled that way, the hypothesis was supported, as shown on Figures 6, 7, 9, and 10. The packing was not necessarily watertight, but this would not matter to the value of the experiment. At the start of the test, the annulus water was evacuated so that water could enter (1) through the pipe joints from the grouted zone, and (2), if the packing were not watertight, from the formation. However, regardless of the percentage of annulus water coming from the formation, if it had a higher pH than that of the formation water, this would have come from the grout-packed area. This test result is therefore taken as further confirmation of the hypothesis.

h) Literature Review. Attachment A is a summary of a literature search in which we attempted to find references to this phenomenon, and also to confirm the standardized nature of the methods we used. There is no published reference to anyone observing an elevated pH caused by the use of cement grout, and it is clear that the use of cement grout is a standardized procedure in the industry. One person contacted said that he had seen this phenomenon before, but others contacted had not. There are mentions in the literature that the wells should be bailed from the top.

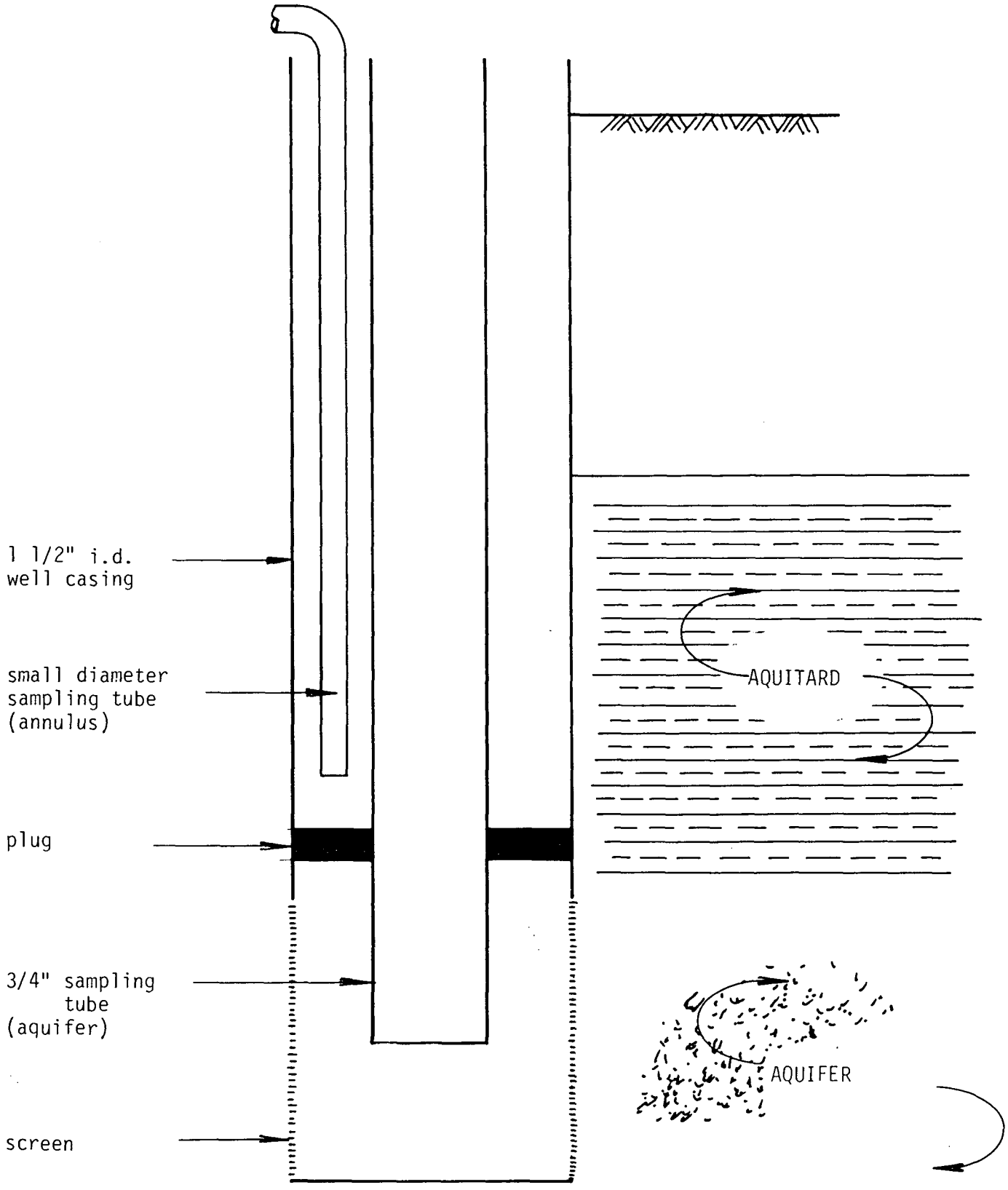

TECHNIQUE FOR SAMPLING
AQUIFER & LEAKED WATER
SEPARATELY

Figure 16

i) Chemical Characteristics of the Grout Water. Possible soluble alkalies, according to discussions with cement manufacturers, include potassium and sodium salts. Numerous analyses of these ions were made and pH's of the various wells measured. Figure 17 shows the correlation found between the potassium content of the water and its pH. This analysis was done very early in the investigation of the hypothesis, and was helpful to that investigation because the least likely cation used at the airport site was potassium: the types of cleaning agents used would be much more likely to contain sodium. It has been concluded that the potassium content of these waters came from the soluble alkalies in the cement grout.

6. Conclusions

- Square threaded pipe joints leak, even when Teflon tape used.
- Cement grout, under water, will leach out soluble alkalies over extended periods of time, affecting the pH of the water contacting it.
- Pumping until water appears clear is not necessarily enough to assure that all local chemical changes due to construction have been rectified.
- Bailing from the bottom of wells is not suitable for wells with little drawdown, especially if screened aquifer is confined.

7. Program Modifications as a Result of This Investigation

Based on the above, the IBM (Poughkeepsie) program has established the following modifications:

- Tapered joint pipe
- Bentonite in place of grout below water
- Development until pH and specific conductance are stabilized
- Bailing custom-designed for each well, considering its screened interval and aquifer characteristics.

FIGURE 17

IBM WELLS - pH vs. Log K

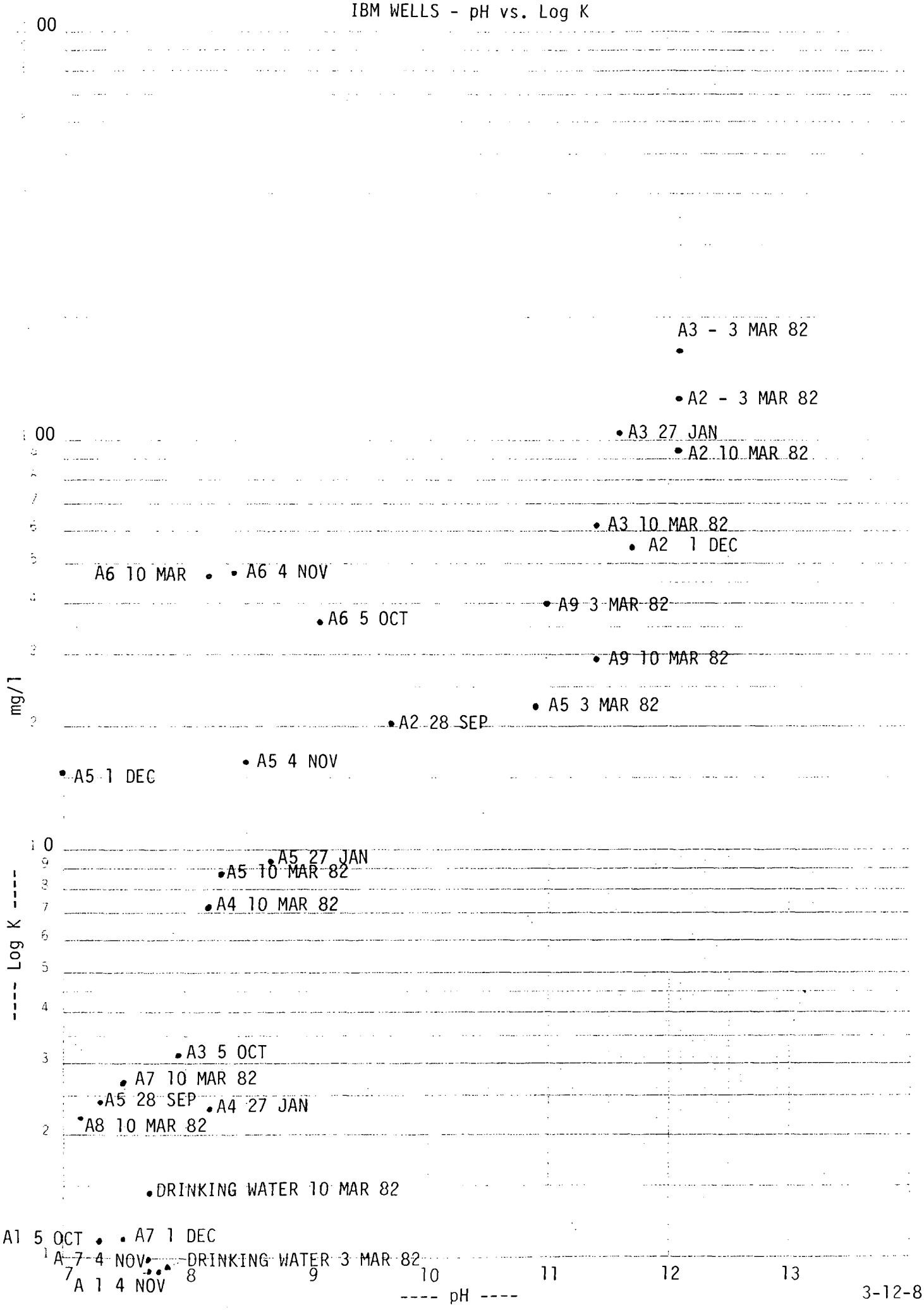

34)

3-12-82

ATTACHMENT A

MEMO TO: File 272-010/011 DATE: 17 March 1982

FROM: P. J. Lawler

RE: Review Well Construction and Bailing Techniques

This was a brief review of in-house LMS material, plus a few phone calls, to determine whether the REWAI methods are standard and state of the art, and whether the observation of elevated pH is commonly known. We also looked for discussion of bailing techniques.

1- LBG report - to DuPont.
Pg. 4: if screen not at bottom, back-filled with sand to screen, then to above screen. One inch bentonite pellets; cement to surface. In confined case, cement through shallow g.w. zone, to insure isolation.

Pg. 5: Last 2', "neat cement".

Pg. 7: 65' of grout.

Pg. 8:

P4-2" PVC pipe.

Summary: LBG technique about identical to Rewai's.

2- <u>G & M course</u>:

Pg. 8 of "monitor well". "pump from top down, not from bottom of well."

Pg. 10 of brochure: Clay cutting, bentonite, grout all commonly used; each has limitations:

1) Bentonite swelling properites reduced when in contact with mineralized water.
2) Tendency of cement grout to shrink and crack.

There is no detailed discussion of these comments.

3- Princeton Course Notes: Nil

Tom Pease written notes: USGS: use spec conductance stabilization as development indicator.

4- New Jersey Regs, 3/81.

Pg. VI-14-15 - sampling: does not specify bailing method.

Pg. VI-16: seal annular space with suitable material, e.g., cement, grout or bentonite.
No contradictions of our methods.

5- Management of uncontrolled hazardous waste sites: Conference, 1981.

Sampling: Pg. 145: bailing, pumping from the surface.

Site Invest.

Pg. 47: shows "concrete grout". Pipe joints: threaded flush; no solvents (does not mention teflon tape). Picture just like ours.

Pg. 74: screen gravel packed with remainder of annular space cemented to surface.

Pg. 92: picture: bentonite pellets, cement grout.

Pg. 93: "when clear water begins to be pumped, development process is complete."
No contradiction of our construction techniques.

6- Same as 5, 1980.

Pg. 51: cement grout.

Pg. 55: PVC pipe, "mechanically fitted together".

Pg. 56: typical quality changes, during drilling, include invasion of formation by drilling fluids, or clogging by fluid or mud. Note: No mention of grout causing changes in quality.
No contradiction of our techniques.

7- TM-5-297 - Army manual - water wells.

Pg. 192: grout sets and hardens in 24-72 hours. Recommends 5, no more than 6, gals/bag.

8- Freeze & Cherry: shows cement grout.

9- Piezometer Research Telcons with Tom Pease: 25% of flush joints in competitors' PVC pipe leak.

10- National handbook of water quality data acquisition

Pg. 2-91: Spec conductance: For example, in wells that have been recently drilled, grouted, or cemented, chemical changes in pumped water may be rather large. Use spec conductance to determine if development complete.

11- PCA manual: When concrete tremied in water:

$$\text{Max } \frac{\text{water}}{\text{cement}} = 0.44$$

commonly .48
.53 in.
normal mixes

$$\frac{\text{gal}}{\text{bag}} = \frac{94 \times .44}{8.34} = 4.96 \text{ gal/bag}$$

12- Call Leggette Brashears - Sanford Strausberg 203-762-1207

Elevated pH: never heard of this. Probably means quite a bit of lime.
Grout can melt PVC. They are beginning to just use bentonite.
4" in 12" holes: melted pipe.
All grout is going to crack, especially at surface. Most of time, pretty good procedure. Never heard of developing to stabilized sp. cond. Can see it (pH) happening.

13- Call Bill Seevers 516-921-6060

Hasn't run across this. Should diminish over time. pH of 12 is odd.
They use cement grout.
They don't use much grout-use cuttings and bentonite.
They use cement to prevent vandalism.

14- Call Donald Langmuir. Has seen pH phenomenon before. Pump well until pH is stable.

Summary

The well construction techniques we used are standard in the industry; a few people have apparently observed chemical changes in pumped water due to grout, but this has not been recognized to the point of established techniques to avoid or overcome this effect.

There are some references to bailing from the top, not the bottom, of the well. However, our review of the IBM wells indicates that bailing from the top of some wells would cause a potential sampling bias. The bailing method should be custom designed for each well.

Appendix C

APPENDIX C

February 1989 Report

Hydrogeology and Chemistry Along the Southeast Lease Boundary, IBM Hangar (B953) Dutchess County Airport

Prepared for:

IBM Corporation
Poughkeepsie, New York

February, 1989

Prepared by:

Groundwater Sciences Corporation
Milton Chazen Associates
Lawler, Matusky and Skelly Engineers

Table of Contents

1 INTRODUCTION 1
1.1 Background Information 1
1.2 Purpose and Organization of this Report 5

2 SITE INVESTIGATION 5
2.1 Geology 9
2.2 Hydrogeology 12
2.3 Groundwater Chemistry 16

3 IMPACT ASSESSMENT 22

4 CONCLUSIONS 24

LIST OF FIGURES

Figure 1:	Site Location Map	2
Figure 2:	Monitoring Well and Cross Section Location Map	3
Figure 3:	Time vs. Concentration Graph - A-20S	6
Figure 4:	Time vs. Concentration Graph - A-26S	7
Figure 5:	Time vs. Concentration Graph - A-28S	8
Figure 6:	Cross Section A-A'	10
Figure 7:	Cross Section B-B'	11
Figure 8:	Groundwater Elevation Contour Map	13
Figure 9:	Shallow Sand Water Table Contour	14
Figure 10:	Sand and Gravel Piezometric Surface Contour	18
Figure 11:	Bedrock Piezometric Surface Contour	19
Figure 12:	Groundwater Chemistry	21

LIST OF TABLES

Table 1:	Static Groundwater Elevations in Feet Above Mean Sea Level	15
Table 2:	Groundwater VOC Concentrations	17
Table 3:	Maximum Concentrations of Organic Chemicals Detected in Groundwater Compared with New York State Standard/Guidance Values for Groundwater	23

APPENDICES

Appendix A:	Soil Boring and Monitoring Well Construction Protocol; Well Logs
Appendix B:	Well Development, Sampling and QA/QC Protocols
Appendix C:	Groundwater Chemistry Data

1 INTRODUCTION

The purpose of this report is to present the results of an evaluation performed by Groundwater Sciences Corporation (GSC), Milton Chazen Associates (MCA) and Lawler, Matusky and Skelly Engineers (LMS), relative to increasing concentrations of 1,1-dichloroethane (DCA) and other volatile organic compounds (VOC's) detected in monitoring wells located in the southern portion of the hangar facility leased by IBM at the Dutchess County Airport. This report describes the geology, hydrogeology, and groundwater chemistry of this area based on previous investigations and data from 6 new soil borings completed in August, 1988.

1.1 Background Information

The IBM hangar facility at the Dutchess County Airport is located approximately 3.5 miles southeast of the IBM main plant site in the Town of Wappinger, New York (Figure 1). There have been several periods of investigation at this facility, which are summarized in the following paragraphs.

As part of IBM's corporate-wide groundwater investigation program, nine borings were drilled at this site in 1981 and 1982. The locations of these and all other borings drilled on this site to date are shown in Figure 2. Groundwater quality data from these first monitoring wells showed sporadic low concentrations of VOC's. However, the study concluded that there was no significant threat to human health or the environment at this site because there was no temporal or spatial pattern to the occurrence of these VOC's, and therefore, no definable movement of these chemicals.

In February, 1986, IBM detected persistent low levels of VOC's in the site's water supply well (Figure 2) and an investigation was immediately started. The study included the construction of 21 additional monitoring wells on-site (A-10 through A-30). Analytical results of groundwater

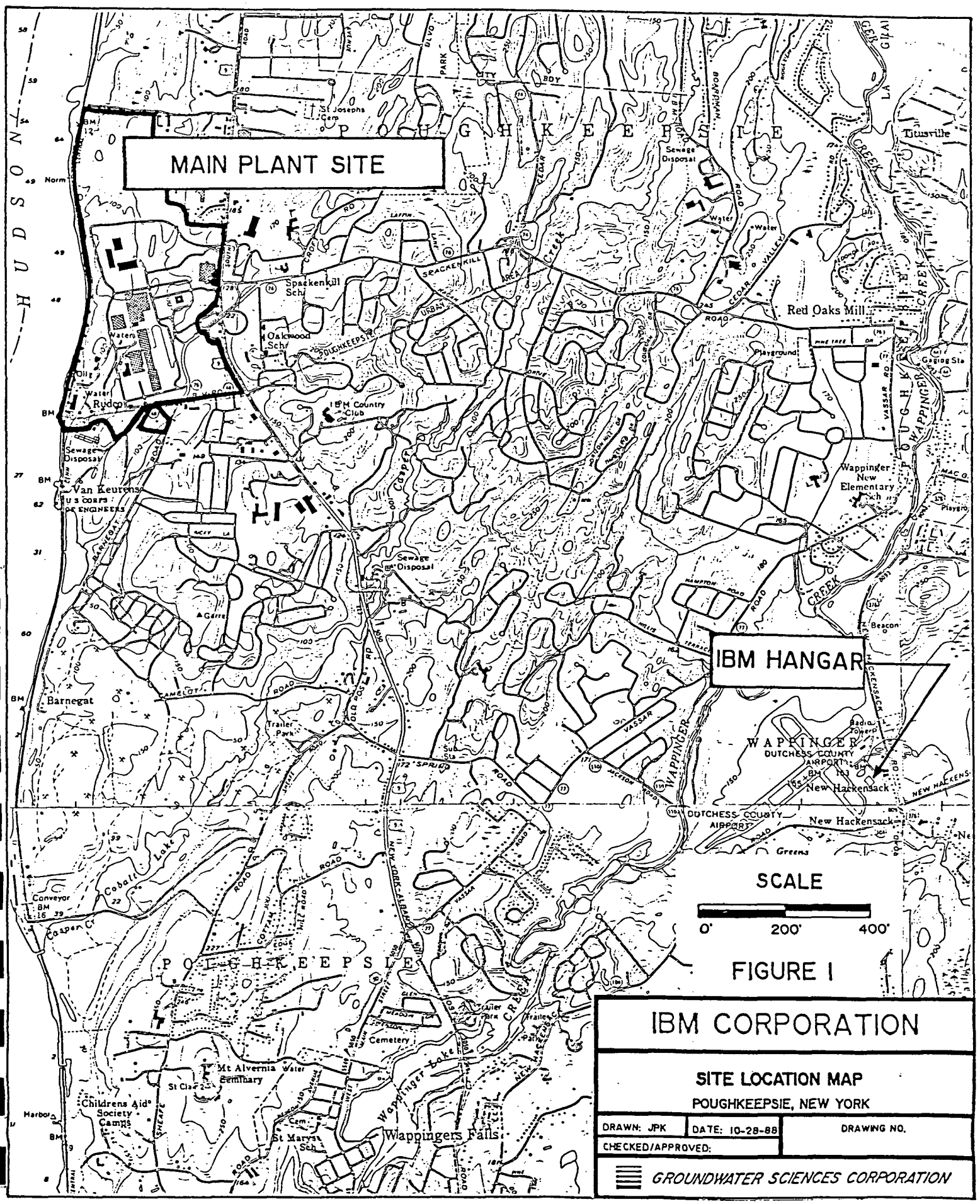

FIGURE I

IBM CORPORATION

SITE LOCATION MAP

POUGHKEEPSIE, NEW YORK

DRAWN: JPK	DATE: 10-28-88	DRAWING NO.
CHECKED/APPROVED:		

GROUNDWATER SCIENCES CORPORATION

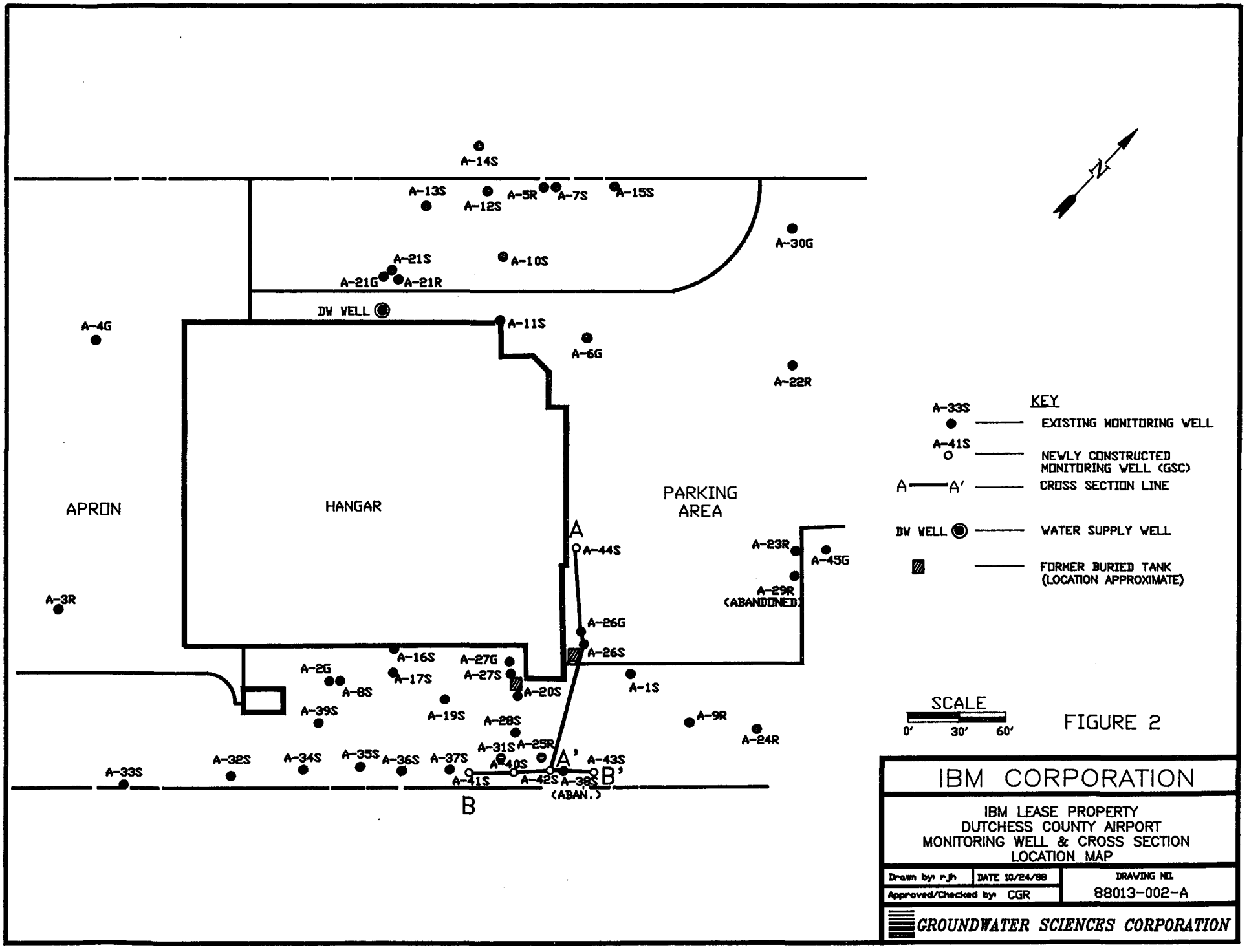
A-14S
A-13S
A-12S
A-5R
A-7S
A-15S
A-30G
A-21S
A-10S
A-21G
A-21R
DW WELL
A-11S
A-4G
A-6G
A-22R
APRON
HANGAR
PARKING AREA
A
A-44S
A-23R
A-45G
A-29R (ABANDONED)
A-3R
A-26G
A-26S
A-16S
A-27G
A-2G
A-17S
A-27S
A-8S
A-20S
A-1S
A-39S
A-19S
A-28S
A-9R
A-24R
A-31S
A-25R
A-32S
A-34S
A-35S
A-36S
A-37S
A-40S
A'
A-43S
A-33S
A-41S
A-42S
A-38S
B'
(ABAN.)
B
KEY
A-33S
EXISTING MONITORING WELL
A-41S
NEWLY CONSTRUCTED MONITORING WELL (GSC)
A A'
CROSS SECTION LINE
DW WELL
WATER SUPPLY WELL
FORMER BURIED TANK (LOCATION APPROXIMATE)
SCALE
0' 30' 60'
FIGURE 2
IBM CORPORATION
IBM LEASE PROPERTY
DUTCHESS COUNTY AIRPORT
MONITORING WELL & CROSS SECTION
LOCATION MAP
Drawn by: rjh
DATE 10/24/88
DRAWING NO.
Approved/Checked by: CGR
88013-002-A
GROUNDWATER SCIENCES CORPORATION

samples recovered from these wells indicated that somewhat elevated concentrations of VOC's were present in the shallow sand water-bearing zone. The source of these VOC's on the north side of the hangar was believed to be a septic leach field, through which chemicals used during routine cleaning may have been discharged to the shallow sand. A second septic system, located south of the hanger, was also investigated. Monitoring wells constructed in the vicinity of this septic tank and the associated leach field did not indicate the presence of these same elevated concentrations, although occasional low concentrations of some VOC's were detected.

Monitoring wells were also constructed in the vicinity of two buried dilute chemical waste storage tanks, which were previously located at the southeast corner of the hangar (Figure 2) and had been removed. The results of groundwater analyses indicated the presence of elevated VOC concentrations in one of these wells (A-20S), which monitors the shallow sand unit. Based on the vertical head distribution, it was determined that VOC's in this shallow sand unit could move downward into the bedrock unit in which the site's water supply well is constructed.

Actions taken as a result of this investigation included removing and properly disposing of the contents of both septic tanks, modifying chemical use practices inside the hangar, and providing bottled water for potable use inside the facility. Additionally, 13 monitoring wells were chosen for quarterly monitoring to ensure that VOC's dissolved in groundwater do not leave the site undetected. The site's water supply well was placed on a monthly monitoring schedule to confirm that concentrations of VOC's are not increasing.

Subsequently, in 1987, an investigation was performed along the southern property line, after oil and grease were detected in groundwater sampled from monitoring wells nearby. Additional

monitoring wells installed at that time (A-31 to A-39) revealed that fuel oil was moving onto the site along the southern property line. Toluene (TOL), benzene (BEN), xylene (XYL), ethylbenzene (EBZ), DCA, TCA, and tetrachloroethylene (PCE) were also detected at low concentrations in the groundwater during this third investigation. This study concluded that the adjacent property to the south was the source of the fuel oil and perhaps the VOC's as well.

In 1987 and 1988, a trend of increasing concentrations of DCA was noted in several monitoring wells near the southeast corner of the hangar facility. (A-20S, A-26S, and A-28S; Figures 3 to 5). Based on the pattern of these increases, it did not appear that the source of these VOC's could be from any known activity on IBM's lease property.

1.2 Purpose and Organization of this Report

The purpose of this report is to present the results of a subsurface investigation performed in August and September, 1988 at IBM's hangar facility, to determine the possible source of these increasing VOC concentrations. The remainder of this report is organized into three sections: Site Investigation, Impact Assessment, and Conclusions.

2 SITE INVESTIGATION

In order to evaluate the transport, fate, and potential impact of the VOC's detected in groundwater, a drilling and sampling program was initiated on August 22, 1988, using the protocols contained in Appendices A and B. Four shallow monitoring wells were drilled upgradient from A-28S (A-40 to A-43) along the southern property line (Figure 2). These additional monitoring wells were deemed necessary because wells previously installed in this area were designed to detect fuel oil and did not fully penetrate the shallowest water-bearing unit. A fifth shallow monitoring well (A-44S) was

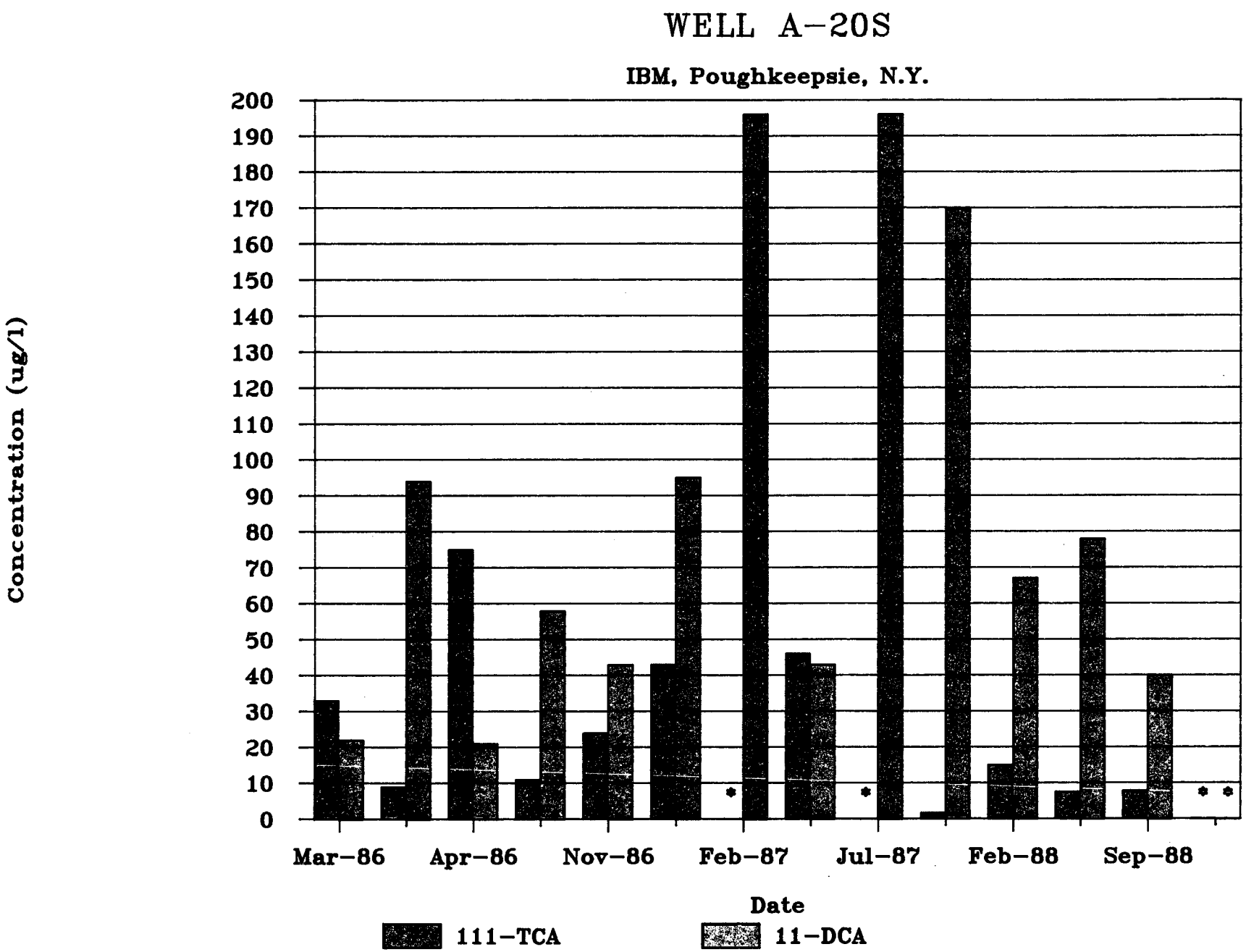
WELL A-20S
IBM, Poughkeepsie, N.Y.
Concentration (ug/l)
200
190
180
170
160
150
140
130
120
110
100
90
80
70
60
50
40
30
20
10
0
Mar-86
Apr-86
Nov-86
Feb-87
Jul-87
Feb-88
Sep-88
Date
111-TCA
11-DCA

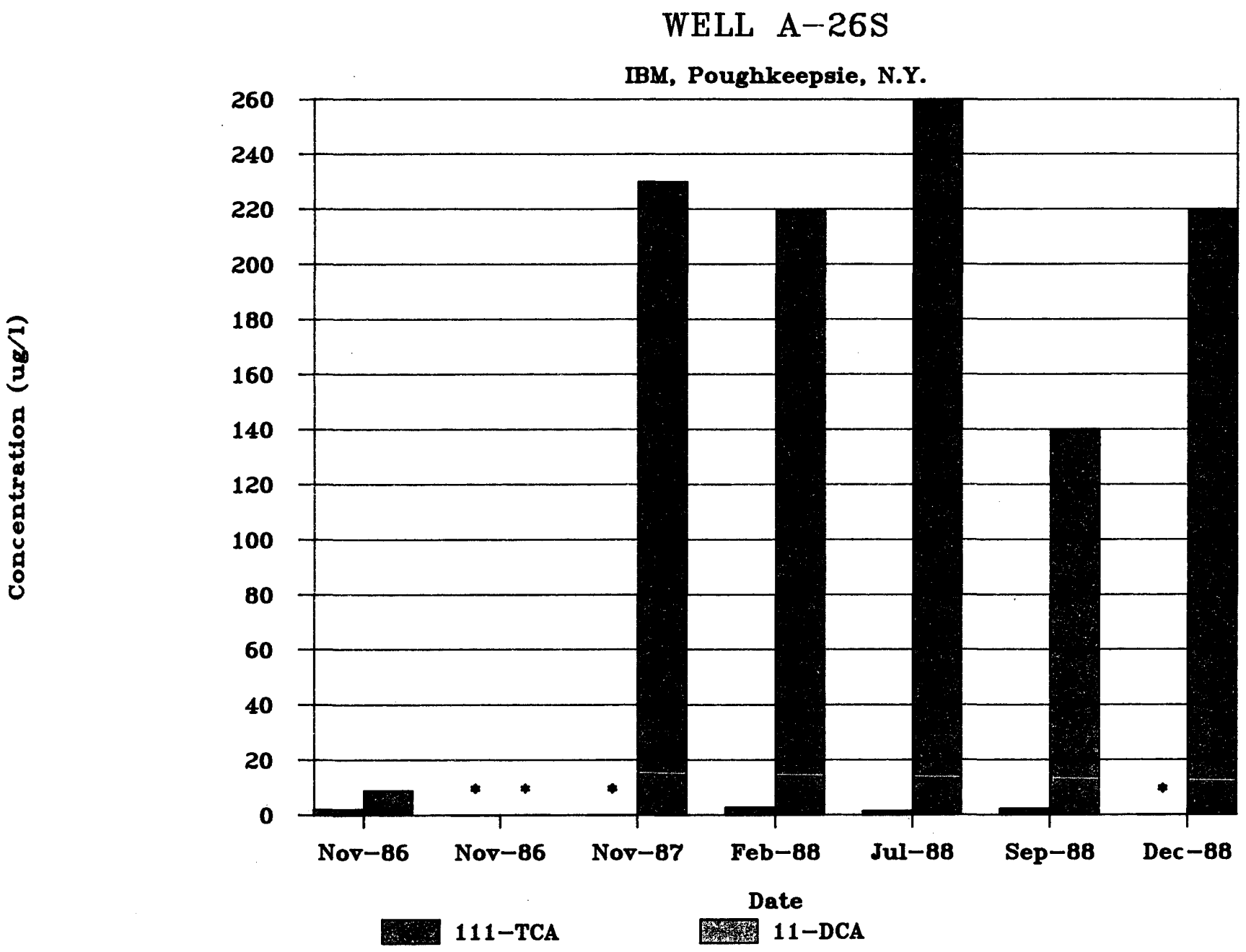
WELL A-26S
IBM, Poughkeepsie, N.Y.
Concentration (ug/l)
260
240
220
200
180
160
140
120
100
80
60
40
20
0
Nov-86
Nov-86
Nov-87
Feb-88
Jul-88
Sep-88
Dec-88
Date
111-TCA
11-DCA

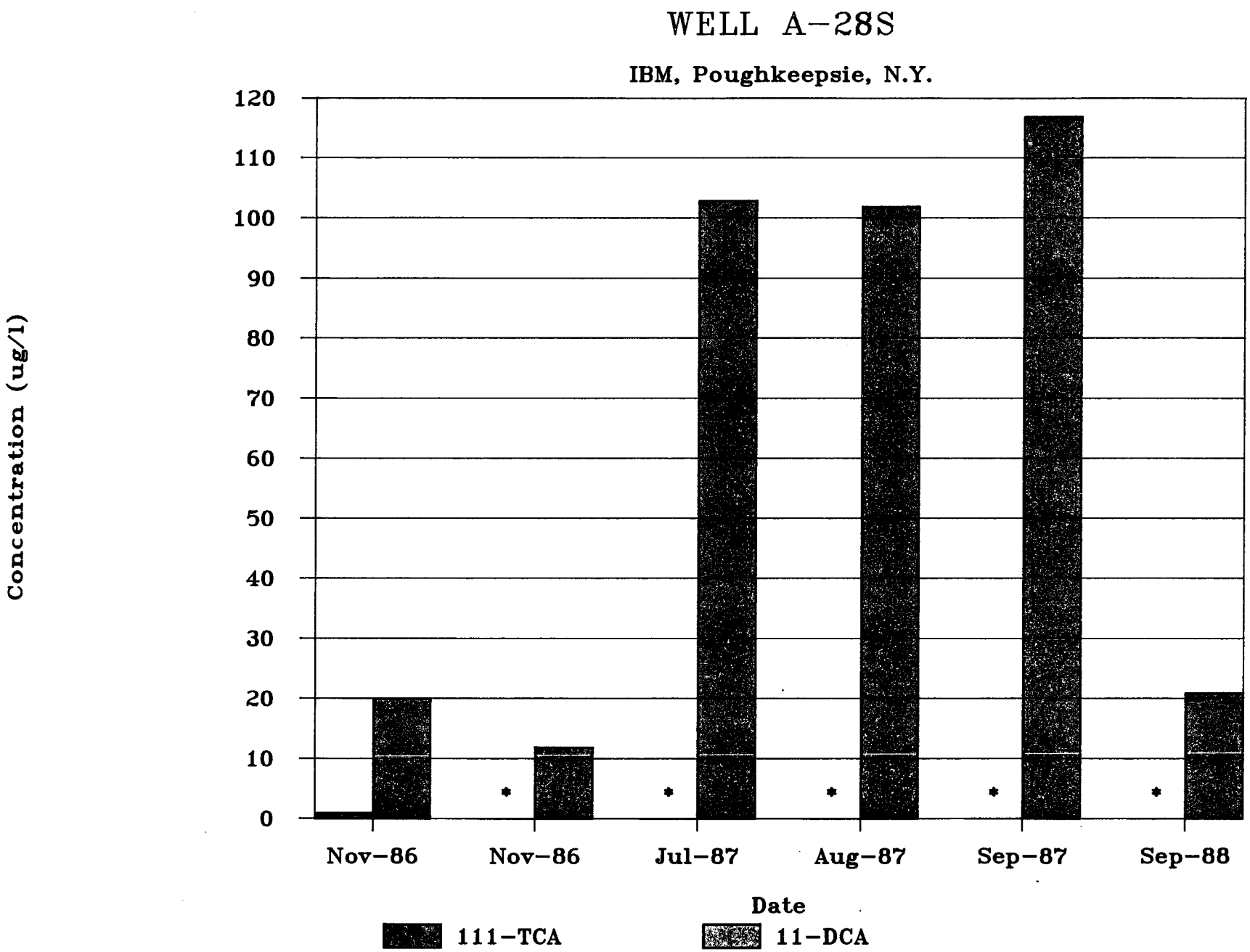
WELL A-28S
IBM, Poughkeepsie, N.Y.
Concentration (ug/l)
120
110
100
90
80
70
60
50
40
30
20
10
0
Nov-86
Nov-86
Jul-87
Aug-87
Sep-87
Sep-88
Date
111-TCA
11-DCA

drilled adjacent to the east side of the hangar to determine groundwater quality downgradient from A-26S. A sixth monitoring well (A-45G), which penetrates a deeper sand and gravel unit, was drilled along the eastern perimeter of the site. The purpose of this well was to install a gravel monitoring well at a location where a previous attempt had failed, and was therefore unrelated to the investigation of increasing VOC concentrations. The locations of all the monitoring wells completed during this and previous investigations are shown on Figure 2. The logs of borings drilled during this investigation are located in Appendix A.

These additional monitoring wells, together with selected existing monitoring wells, were used as sampling points to further characterize the groundwater chemistry in this area. These sampling data provide the basis for the current evaluation of the southern portion of the site. Monitoring well development and sampling procedures used during this investigation are presented in Appendix B.

2.1 Geology

Previous drilling programs at this IBM facility encountered four unconsolidated units overlying argillaceous bedrock of the middle Ordovician Normanskill Formation. Two of these units are shown on cross section A-A', and four are shown on cross section B-B' (Figures 6 and 7, respectively; refer to Figure 2 for cross section locations). They include, from the surface down, a combined sand and sandy silt unit, a combined clay and clayey silt unit, a sand and gravel unit, and a glacial till unit.

Of these four unconsolidated units, the surficial unit comprised of sand and sandy silt layers is the focus of the current investigation. It consists of a 10 to 15 foot thick brown, fine to medium grained

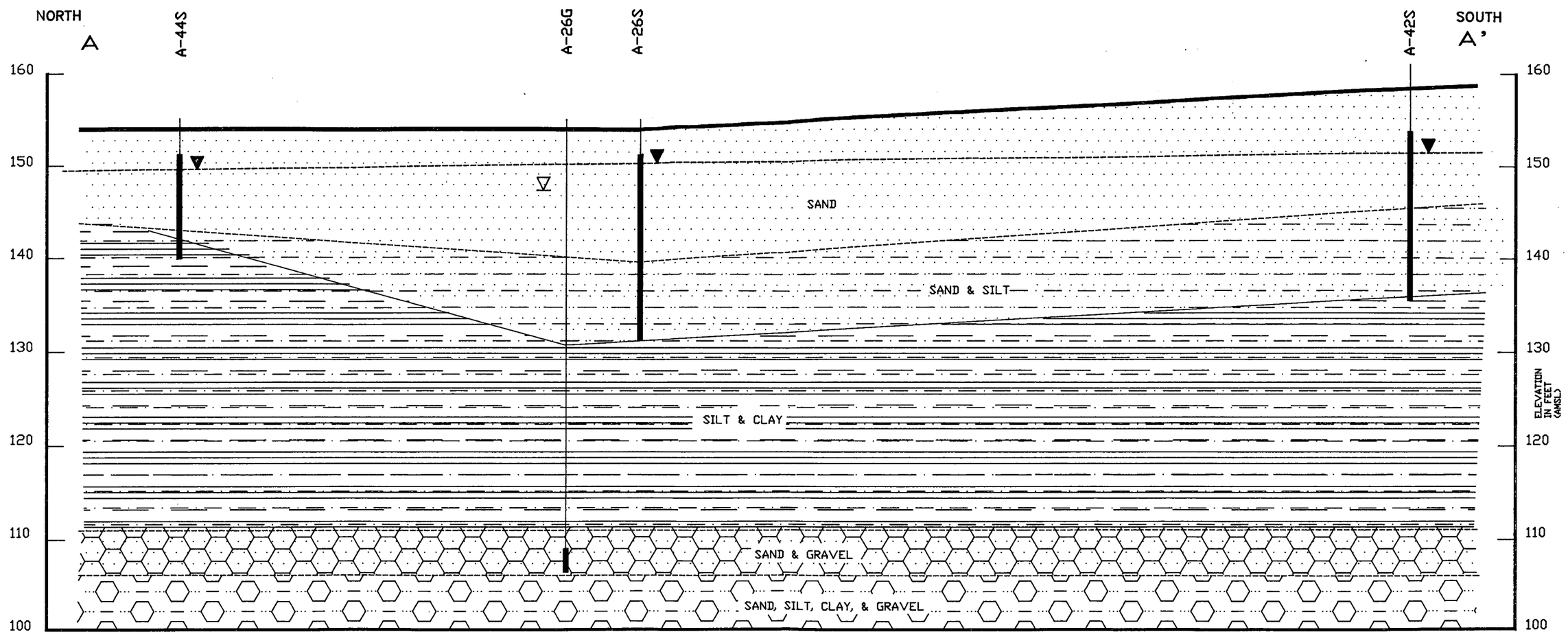

FIGURE 6

KEY

- Static Groundwater Level Sand
- Static Water Level Sand/Gravel
- Screened Interval

SCALE

0' 5' 10'

NO VERTICAL EXAGGERATION

IBM CORPORATION

CROSS SECTION A–A'
IBM LEASE PROPERTY
DUTCHESS COUNTY AIRPORT

Drawn by: rjh	Date 10/05/88	DRAWING NO.
Checked/Approved: CGR		88013–006–B

GROUNDWATER SCIENCES CORPORATION

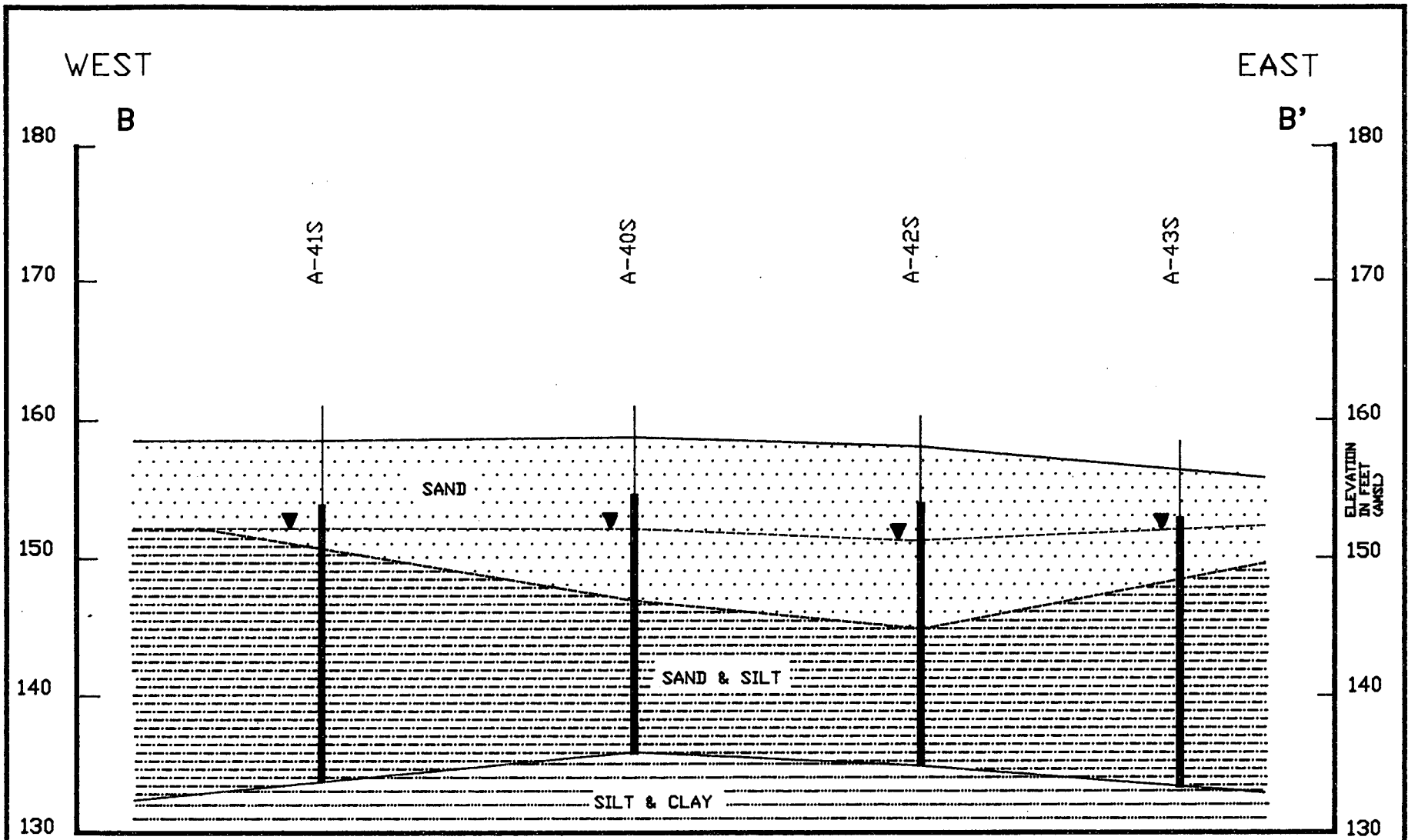

KEY

Static Groundwater Level

Screened Interval

SCALE

0' 5' 10'

NO VERTICAL EXAGGERATION

FIGURE 7

IBM CORPORATION

CROSS SECTION B–B'
IBM LEASE PROPERTY
DUTCHESS COUNTY AIRPORT

Drawn by: r.jh Date 10/5/88	DRAWING NO.
Checked/Approved by: CGR	88013-007-A

GROUNDWATER SCIENCES CORPORATION

sand with fine gravel and silt, which grades downward into a 10 to 20 foot thick gray silty sand and sandy silt. Underlying this sand and silt is the gray silt and clay unit, which was encountered in well A-45G (Figure 2) at an approximate thickness of 15 feet.

2.2 Hydrogeology

Groundwater elevation contours within the area of investigation (Figure 8), indicate that shallow groundwater flow is generally to the north. The static groundwater elevations used to determine groundwater flow direction are listed in Table 1. These contours also show a re-entrant in the area surrounding monitoring well A-42S, which suggests that this is an area of higher transmissivity.

This inference of higher transmissivity is supported by observations of the grain-size distribution and thickness of the shallow sand. In most of the borings drilled at this site, the shallow unit is primarily fine-grained sand. However, in boring A-42S, medium-grained sand layers were logged within this unit, tending to confirm higher hydraulic conductivities at this location. This coarser gradation in A-42S compared to A-40S, A-41S or A-43S is consistent with the thickness of the shallow sand measured in these wells. A-42S exhibits the greatest thickness of sand, which may indicate that its location is near the center of an alluvial channel, where coarser sediments would be expected to occur. Since the transmissivity of the sand unit is equal to the product of its thickness times its hydraulic conductivity, the greater thickness and apparently higher hydraulic conductivity at A-42S combine to produce greater transmissivity at this location.

As a result of this higher transmissivity, a higher rate of groundwater flow appears to occur along the line of monitoring wells from A-42S to A-26S to A-44S (Figure 8). This pattern of groundwater flow originates upgradient in the area south of the IBM lease property. Therefore, groundwater

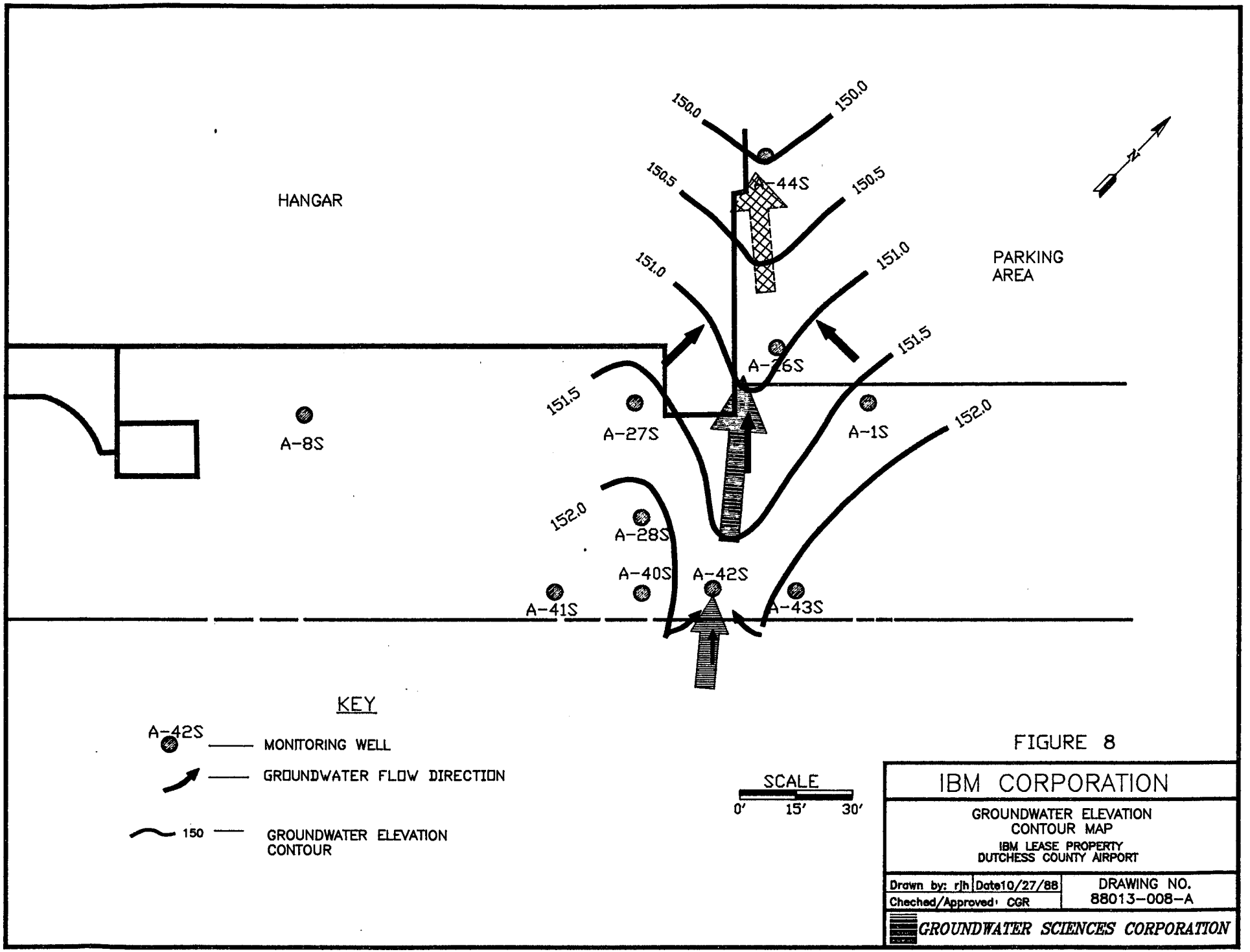
HANGAR
PARKING AREA
150.0
150.0
150.5
150.5
151.0
151.0
151.5
151.5
152.0
152.0
A-44S
A-26S
A-8S
A-27S
A-1S
A-28S
A-40S
A-42S
A-41S
A-43S
KEY
A-42S MONITORING WELL
GROUNDWATER FLOW DIRECTION
150 GROUNDWATER ELEVATION CONTOUR
SCALE
0' 15' 30'
FIGURE 8
IBM CORPORATION
GROUNDWATER ELEVATION CONTOUR MAP
IBM LEASE PROPERTY
DUTCHESS COUNTY AIRPORT
Drawn by: rjh
Date 10/27/88
Checked/Approved: CGR
DRAWING NO. 88013-008-A
GROUNDWATER SCIENCES CORPORATION

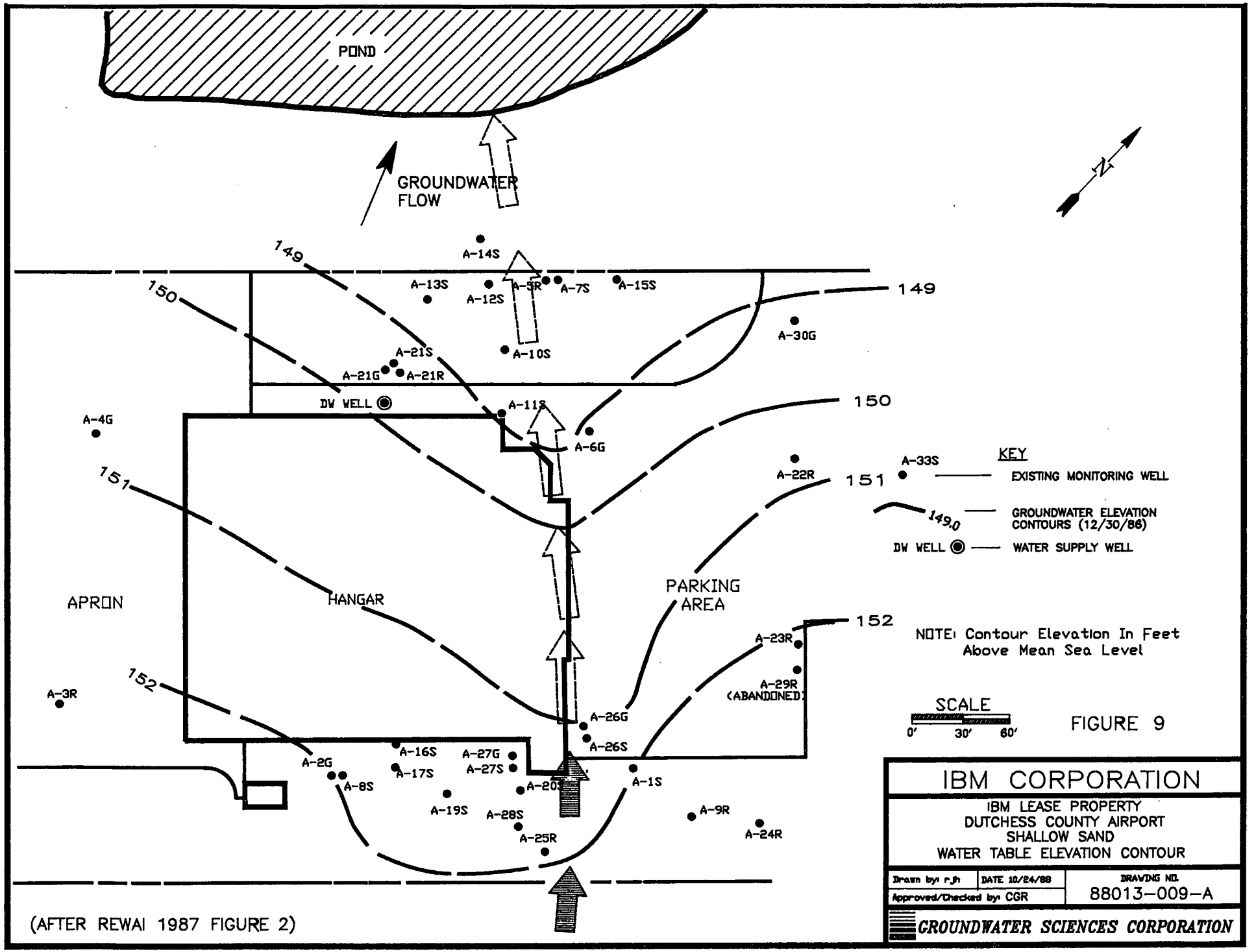
POND
GROUNDWATER FLOW
N
149
150
151
152
A-14S
A-13S
A-12S
A-5R
A-7S
A-15S
A-30G
A-10S
A-21S
A-21G
A-21R
DW WELL
A-11S
A-6G
A-4G
A-22R
A-33S
KEY
EXISTING MONITORING WELL
149.0
GROUNDWATER ELEVATION CONTOURS (12/30/86)
DW WELL
WATER SUPPLY WELL
APRON
HANGAR
PARKING AREA
A-23R
A-29R (ABANDONED)
NOTE: Contour Elevation In Feet Above Mean Sea Level
A-3R
A-26G
A-26S
A-16S
A-27G
A-27S
A-2G
A-8S
A-17S
A-20S
A-1S
A-19S
A-28S
A-25R
A-9R
A-24R
SCALE
0' 30' 60'
FIGURE 9
IBM CORPORATION
IBM LEASE PROPERTY
DUTCHESS COUNTY AIRPORT
SHALLOW SAND
WATER TABLE ELEVATION CONTOUR
Drawn by: r.jh
DATE 10/24/88
DRAWING NO.
Approved/Checked by: CGR
88013-009-A
GROUNDWATER SCIENCES CORPORATION
(AFTER REWAI 1987 FIGURE 2)

which flows toward A-42S and then northward toward A-26S and A-44S, originates south of the IBM lease property. Previous studies have shown that shallow groundwater flow beneath the IBM site continues northward, and discharges to a pond north of the IBM lease boundary (Figure 9).

Table 1

Static Groundwater Elevations in Feet Above Mean Sea Level

Well	9-8-88	9-9-88	9-20-88	Average
A-1S	151.66	151.64	151.46	151.59
A-8S	152.07	152.02	151.75	151.95
A-26G	149.03	149.12	148.99	149.05
A-26S	151.08	151.03	150.99	151.03
A-27S	151.66	151.70	151.80	151.72
A-28S	152.32	152.26	152.03	152.20
A-40S	152.2	152.15	152.01	152.12
A-41S	152.25	152.19	151.96	152.13
A-42S	151.71	151.66	151.40	151.59
A-43S	152.28	152.21	152.07	152.19
A-44S	150.03	--	149.95	149.99

However, these earlier studies have also identified a vertical groundwater flow component from the shallow sand unit downward through the underlying clay and silt, and into the sand and gravel unit. This vertical gradient is apparent in the static water level data for the nested monitoring wells A-26S and A-26G, which are completed in the shallow sand unit and the deeper sand and gravel unit, respectively. The static water level in A-26G is approximately two feet lower than the water level in A-26S, creating the potential for vertical flow downward from the sand to the sand and gravel. Previous studies (REWAI, 1987) have shown that groundwater entering the sand and gravel unit beneath the IBM site also flows toward the north (Figure 10).

Within the area of the current study, earlier work (REWAI, 1987) has also shown that this downward flow component continues from the sand and gravel unit through the underlying till and into the bedrock. Therefore, a portion of the groundwater flow crossing the southern lease boundary can move downward into the sand and gravel unit and then into the bedrock beneath the IBM site. Within the bedrock, previous studies have also shown horizontal flow directions that are not coincident with that in the shallow sand and the sand and gravel (Figure 11). Based on the combination of all vertical and horizontal flow components shown on Figures 9, 10, and 11 it is apparent that a portion of the groundwater crossing the southern lease boundary at monitoring well A-42S can eventually enter the IBM on-site water supply well and/or move off the IBM site to the east.

2.3 Groundwater Chemistry

In order to characterize the distribution of VOC's in the groundwater beneath the southern portion of the IBM lease property, twenty groundwater samples were collected from nine monitoring wells, including the five newly constructed wells and four existing wells. One sample from monitoring well A-42S was analyzed for the full priority chemical list using EPA methods 624 and 625. The remaining nineteen samples were analyzed using EPA methods 601 and 602 for VOC's. The results of the full scan at well A-42S indicated that naphthalene was present in addition to the VOC's detectable using EPA methods 601 and 602. The results of these analyses are presented in full in Appendix C and are summarized in Table 2.

Table 2

Groundwater VOC Concentrations (μg/l)

Well	Date	DCA	TR12 DCE	CEA	TCA	PCE	VC	TOL	TCM	XYL
A-1S	9-8-88	3.9			3.5					
	12-1-88	11			1.8					
A-26S	2-19-88	220			2.8					
	7-29-88	260		6.0	1.5				1.6	
	9-8-88	140		7	2.2					
	12-2-88	220								
A-27S	9-8-88	70								
A-28S	9-8-88	21								
A-40S	8-26-88	87	15							
	9-8-88	51	19			1.1				
	9-21-88	71	23	1.5						
A-41S	8-26-88									
	9-8-88	1.2			1.6					
	9-21-88									
A-42S	8-26-88	610	74	43			23	39		52
	9-8-88	510	59						15	
	9-14-88	790	52					51		
	9-21-88	590	49						33	
A-43S	8-26-88	84		2.3						
	9-8-88	84		7.7						
	9-21-88	73								
A-44S	8-26-88	13								
	9-8-88	9.9								
	9-21-88	3.7								

DCA = 1,1-Dichloroethane
CEA = Chloroethane
PCE = Tetrachloroethylene
TOL = Toluene
XYL = Total Xylene
*Blanks indicate not detected at 1 ug/l

TR12 DCE = Trans-1,2-dichloroethylene
TCA = 1,1,1-Trichloroethane
VC = Vinyl chloride
TCM = Chloroform

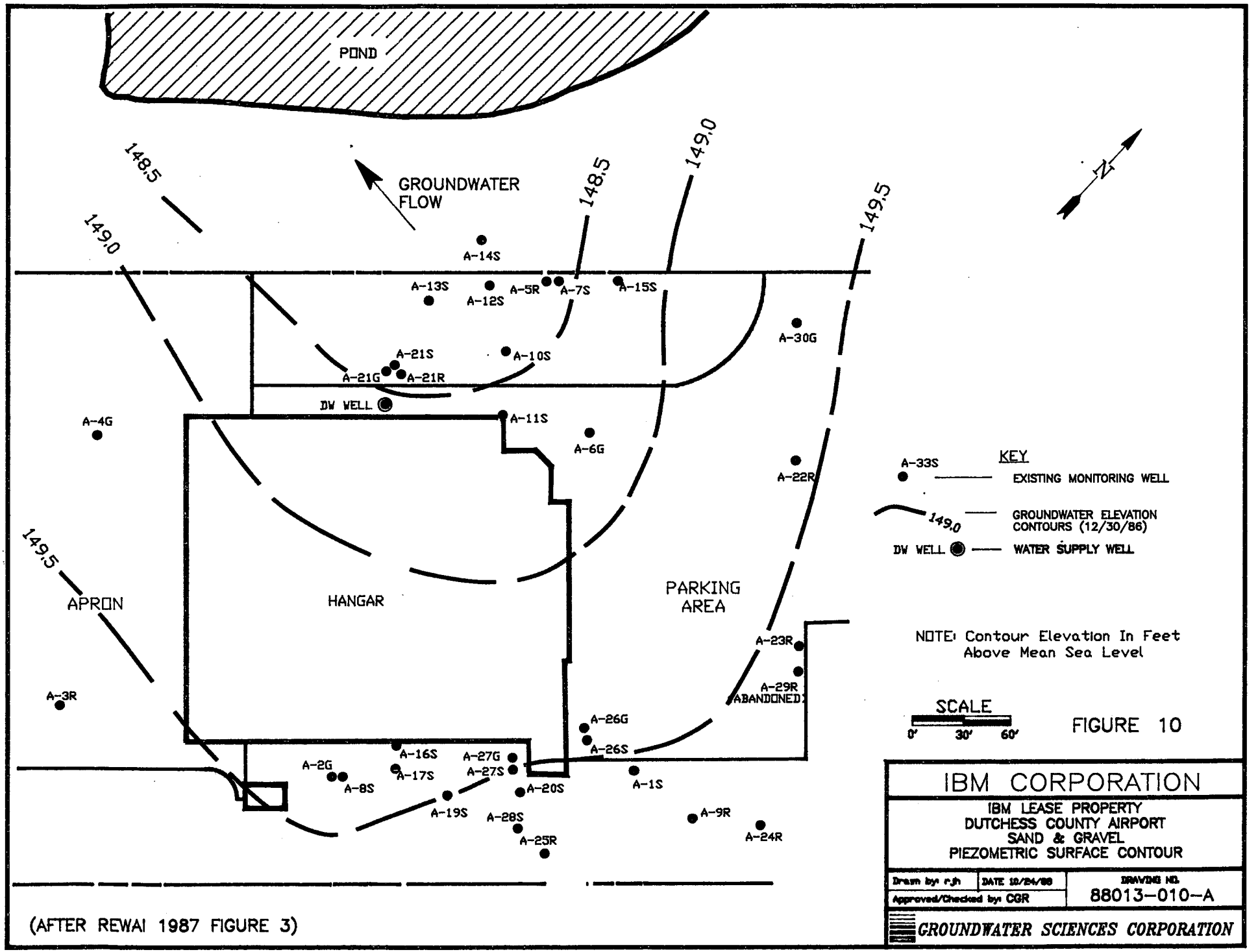

FIGURE 10

(AFTER REWAI 1987 FIGURE 3)

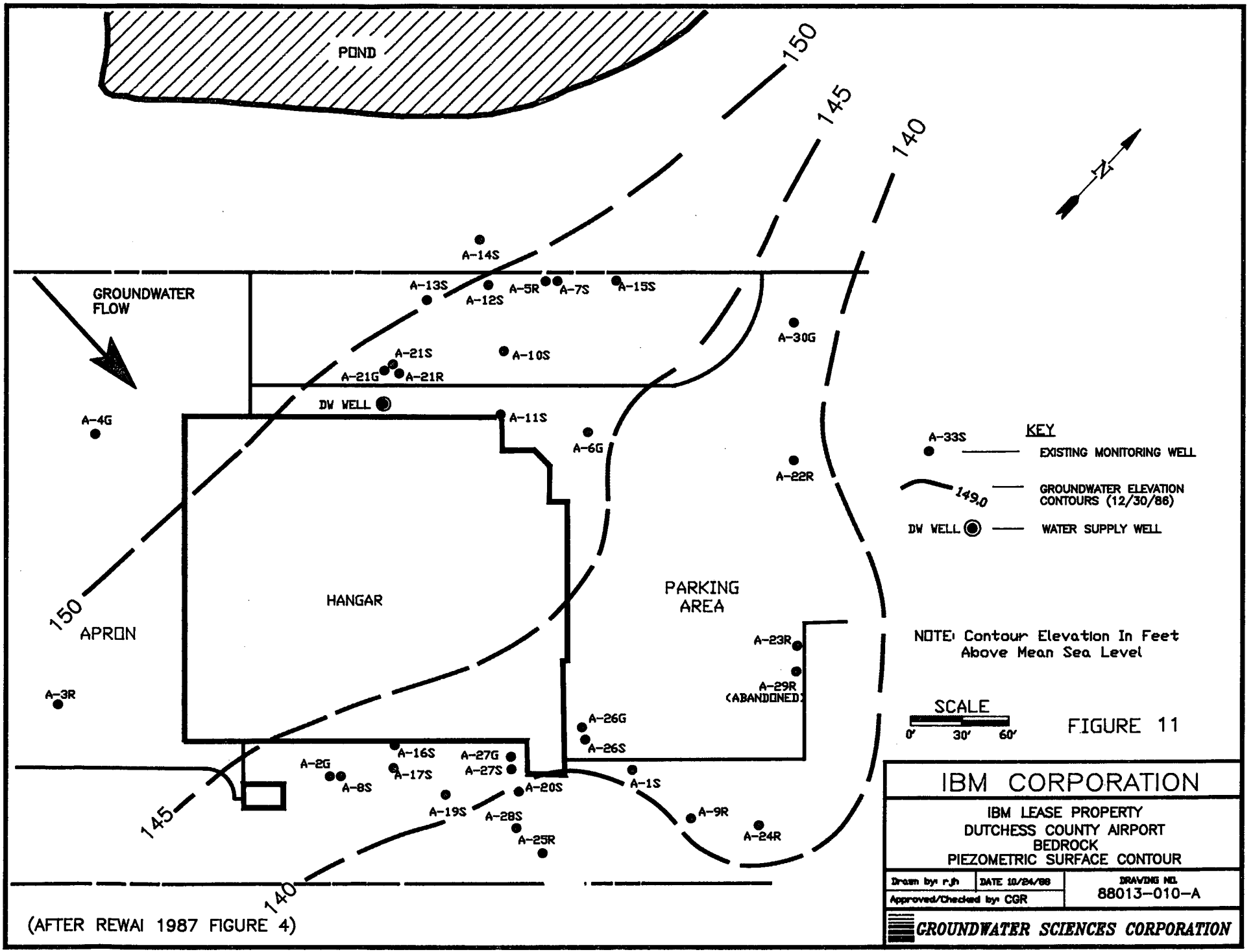

(AFTER REWAI 1987 FIGURE 4)

Figure 12 shows the areal distribution of chemical concentrations. The VOC with the highest concentration and most frequent detection is DCA. As shown, monitoring well A-42S exhibited the maximum reported concentration of DCA in the eight wells sampled (790 micrograms per liter (ug/l)). This is also the highest concentration of any VOC reported in any of the more than 40 monitoring wells sampled at this site to date. Monitoring well A-42S is adjacent to the southern lease boundary line for the IBM facility and concentrations of DCA in the shallow groundwater decrease in all directions, including directly down-gradient in A-26S and A-44S. Groundwater at A-42S also exhibits the highest concentrations of the following VOC's: chloroethane (CEA), chloroform (CFM), toluene (TOL), trans-1,2-dichloroethylene (TR12 DCE), and vinyl chloride (VC). Based on this distribution of VOC's and the previous discussion of the direction of groundwater flow (Figure 8), with which it is consistent, it is concluded that these chemicals are moving onto the IBM lease property from the adjacent property to the south.

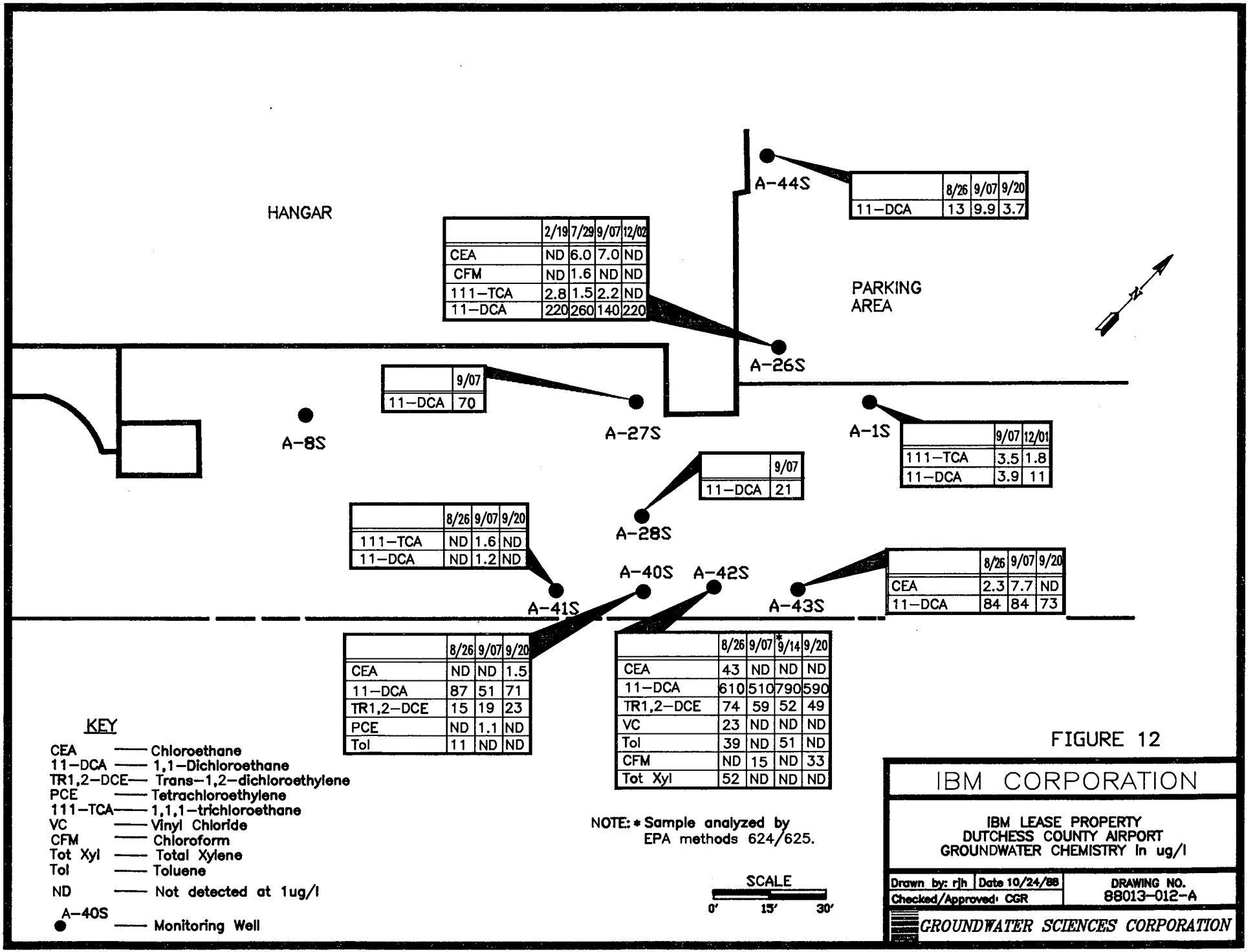

	2/19	7/29	9/07	12/02
CEA	ND	6.0	7.0	ND
CFM	ND	1.6	ND	ND
111–TCA	2.8	1.5	2.2	ND
11–DCA	220	260	140	220

	8/26	9/07	9/20
11–DCA	13	9.9	3.7

	9/07
11–DCA	70

	9/07	12/01
111–TCA	3.5	1.8
11–DCA	3.9	11

	9/07
11–DCA	21

	8/26	9/07	9/20
111–TCA	ND	1.6	ND
11–DCA	ND	1.2	ND

	8/26	9/07	9/20
CEA	2.3	7.7	ND
11–DCA	84	84	73

	8/26	9/07	9/20
CEA	ND	ND	1.5
11–DCA	87	51	71
TR1,2–DCE	15	19	23
PCE	ND	1.1	ND
Tol	11	ND	ND

	8/26	9/07	*9/14	9/20
CEA	43	ND	ND	ND
11–DCA	610	510	790	590
TR1,2–DCE	74	59	52	49
VC	23	ND	ND	ND
Tol	39	ND	51	ND
CFM	ND	15	ND	33
Tot Xyl	52	ND	ND	ND

KEY

CEA —— Chloroethane
11–DCA —— 1,1–Dichloroethane
TR1,2–DCE —— Trans–1,2–dichloroethylene
PCE —— Tetrachloroethylene
111–TCA —— 1,1,1–trichloroethane
VC —— Vinyl Chloride
CFM —— Chloroform
Tot Xyl —— Total Xylene
Tol —— Toluene
ND —— Not detected at 1ug/l
A–40S ● —— Monitoring Well

NOTE: * Sample analyzed by EPA methods 624/625.

SCALE
0' 15' 30'

FIGURE 12

IBM CORPORATION

IBM LEASE PROPERTY
DUTCHESS COUNTY AIRPORT
GROUNDWATER CHEMISTRY In ug/l

Drawn by: rjh | Date 10/24/88
Checked/Approved: CGR
DRAWING NO. 88013–012–A

GROUNDWATER SCIENCES CORPORATION

3 IMPACT ASSESSMENT

Table 3 shows the maximum concentrations of VOC's detected in this investigation, together with their New York State groundwater standards and guidance values. As noted, one groundwater standard and seven guidance values are exceeded in the results from these new wells. The VOC which exceeds the New York State guidance value most frequently is DCA in monitoring wells A-26S, A-27S, A-40S, A-42S, and A-43S. DCA exceeded the guidance value in all samples from the last three of these monitoring wells. Table 2 indicates that the VC standard is exceeded in only one out of four samples at monitoring well A-42S. This is the only sample in this study in which VC was detected.

The area over which these standards and guidance values are exceeded is relatively small. However, unless the source of these VOC's is either removed or controlled, the vertical and horizontal spread of these chemicals may result in increased concentrations over a greater area and to a greater depth than is presently the case. Within the shallow sand unit itself, concentrations may begin to increase farther downgradient in monitoring wells on the north side of the hangar, which might eventually result in higher concentrations crossing the northern lease boundary and discharging into the pond.

Also, as noted above, IBM's groundwater supply well has been impacted by low concentrations of VOC's in groundwater migrating downward into the bedrock, most probably from the shallow sand unit in the area of the current investigation. VOC's from this same area could also impact perimeter monitoring wells in the sand and gravel and bedrock, although data collected to date from these wells shows no evidence of these VOC's moving off the site to the east toward private water supply

Table 3

Maximum Concentrations of Organic Detected Chemicals in Groundwater Compared with New York State Standard/Guidance Values for Groundwater

Parameter	Maximum Concentration ($\mu g/l$)	New York Standard/ Guidance Value ($\mu g/l$)
Vinyl Chloride	23	5 (2*)
Chloroform	33	100
1,1-dichloroethane	790	50**
Trans-1,2-dichloroethylene	74	50**
Chloroethane	43	50*
Tetrachloroethylene	1.1	0.7**
1,1,1-trichloroethane	3.9	50**
Toluene	51	50**
Total Xylene	52	50**
Naphthalene	620	10**
Total Organics	1513***	100**

* Federal MCL
** Guidance Value
*** A-42S, September 14, 1988

wells. Nevertheless, the increased concentrations observed in the shallow sand monitoring wells over the past year may eventually be reflected as concentration increases in IBM's supply well and/or these perimeter monitoring wells.

To understand or predict the impact that these VOC's may be having on groundwater quality in the area upgradient from IBM's lease property or other areas downgradient from the actual off-site source of these chemicals would require off-site investigations not within the scope of the current study. It should be noted, however, that water supply wells other than IBM's may be impacted now

or in the future by this off-site source of VOC's. Assurances that this is not the case can only be provided by appropriate groundwater investigations to locate, identify and remove or control the source of these chemicals.

4 CONCLUSIONS

Based on the results of the investigation descrihed above, the following conclusions have heen drawn:

1. VOC's in groundwater are migrating onto the IBM lease property in the shallow sand unit from an upgradient source to the south of the IBM lease boundary.
2. Low concentrations of VOC's identified in IBM's groundwater supply well may be due, at least in part, to this migration of groundwater containing chemicals onto the site and the subsequent vertical migration of this groundwater downward through intervening unconsolidated units into the bedrock beneath the site.
3. Existing flow directions in the bedrock could result in the subsequent off-site migration of this groundwater containing dissolved chemicals to the east and southeast in the direction of private water supply wells. However, IBM's perimeter monitoring well data indicates this is not yet occurring.
4. Increasing concentrations of these VOC's in shallow sand monitoring wells over the last year could result in similar increases in the concentrations present in the IBM supply well and/or the deeper perimeter monitoring wells.

APPENDIX A

SOIL BORING AND MONITORING WELL CONSTRUCTION PROTOCOLS; WELL LOGS

Soil Boring and Monitoring Well

Construction Protocols

SOIL BORING AND MONITORING WELL CONSTRUCTION PROTOCOL

Soil Boring

Drilling equipment and operators were provided by Soiltesting, Inc. One geologist, provided by Groundwater Sciences Corporation (GSC), was assigned to each drilling crew.

Two hollow-stem auger drilling rigs were used by Soiltesting during most of the drilling procedures. One was a Mobil B-57 and the other, a Dietrich D-52. These units were powered by a Detroit diesel and White engine, respectively. Both used 140-pound hammers to drive the split-spoon samplers, were capable of coring with water, and used the same sized hollow-stem augers. Similarities between these rigs thus assured that a uniform drilling procedure was followed.

Continuous split-spoon sampling of the overlying soils was conducted with a 2-inch O.D., 2-foot split-spoon sampler. After being advanced 2 feet, the spoon and sample were removed and the augers advanced through the same 2-foot interval. In this way, only undisturbed soil samples were collected. Acker hollow-stem augers with a 7-3/4-inch O.D. and 3-3/8-inch I.D. were used during the drilling procedures.

Soil samples were logged in the field prior to removal from the spoon, the amount of recovery was measured and the blow counts noted. Once logged, the samples were transferred to unused 8-ounce glass jar with metal screw caps. The soil samples were then transported to GSC's Harrisburg office for storage.

Monitoring Well Construction

In the construction of all soil monitoring wells, a basic design was followed to maintain uniformity. This basic soil monitoring well design includes the following elements:

- 2" diameter schedule 40 threaded flush joint PVC screen and riser pipe.
- Silica sand pack material graded to specifications for the screen slot size.
- Bentonite slurry or pellets as appropriate, to seal all specified intervals of the borehole below the static water level, and any interval less than one foot above the static water level.
- Neat cement grout to seal all specified intervals of the borehole one foot or more above the static water level.
- A 4" I.D. steel protector pipe with a locking cap extending to a desired height above grade and encased in concrete to a minimum of three feet below grade; or , a properly-designed, commercially available monitoring well manhole, with interval locking cap, encased in concrete at grade, with proper provisions for seepage water drainage based on site-specific conditions.

Variations on this basic design were determined by the elevation of the static water level (SWL) with regard to the site stratigraphy.

The first variation of this basic monitoring well design is the soil standpipe, which was used to monitor unconfined water table conditions in the shallow sand unit. In this variation, the top of the screen extends above the static water level (Figure A-1). It was used in the construction of monitoring wells A-40S to A-44S.

The second variation used in this investigation was the construction of a soil piezometer (Figure A-2) at location A-45G. In this variation, the well monitors a confined water-transmitting unit, where the static water level is above both the top of the unit (in this case the sand and gravel) and the top of the screened interval.

Decontamination

In order to reduce the potential for contamination of groundwater samples from drilling equipment and well construction materials, several precautions were taken, as follows:

1. The threaded flush joint PVC pipe and screen used in all soil borings was steam-cleaned immediately prior to being used.
2. The screen and pipe were lowered into the borehole by hand, so they did not contact the drilling equipment during the installation process. Additionally, all workers handling these materials wore new, clean surgical gloves.
3. The drilling rigs and tools were also thoroughly steam-cleaned, both prior to mobilization to IBM's property and during drilling operations before equipment was moved from one drill site to another. In addition, the split-spoon samplers were steam-cleaned on site before being used or reused.

Quality Control

Each two-man crew of drill rig operators was supervised by one GSC geologist. Both the drillers and supervisors maintained separate records of the blow counts required to drive the spoon. In addition, separate field logs of the soil samples were maintained. It was the responsibility of the GSC geologist to select an appropriate boring design, and ensure that the well was constructed according to protocol. Additional responsibilities included: measurement and recording of static water levels; field logging of soil samples with respect to odor, color, and texture; and implementation of decontamination procedures.

Figure A–1

SOIL STANDPIPE

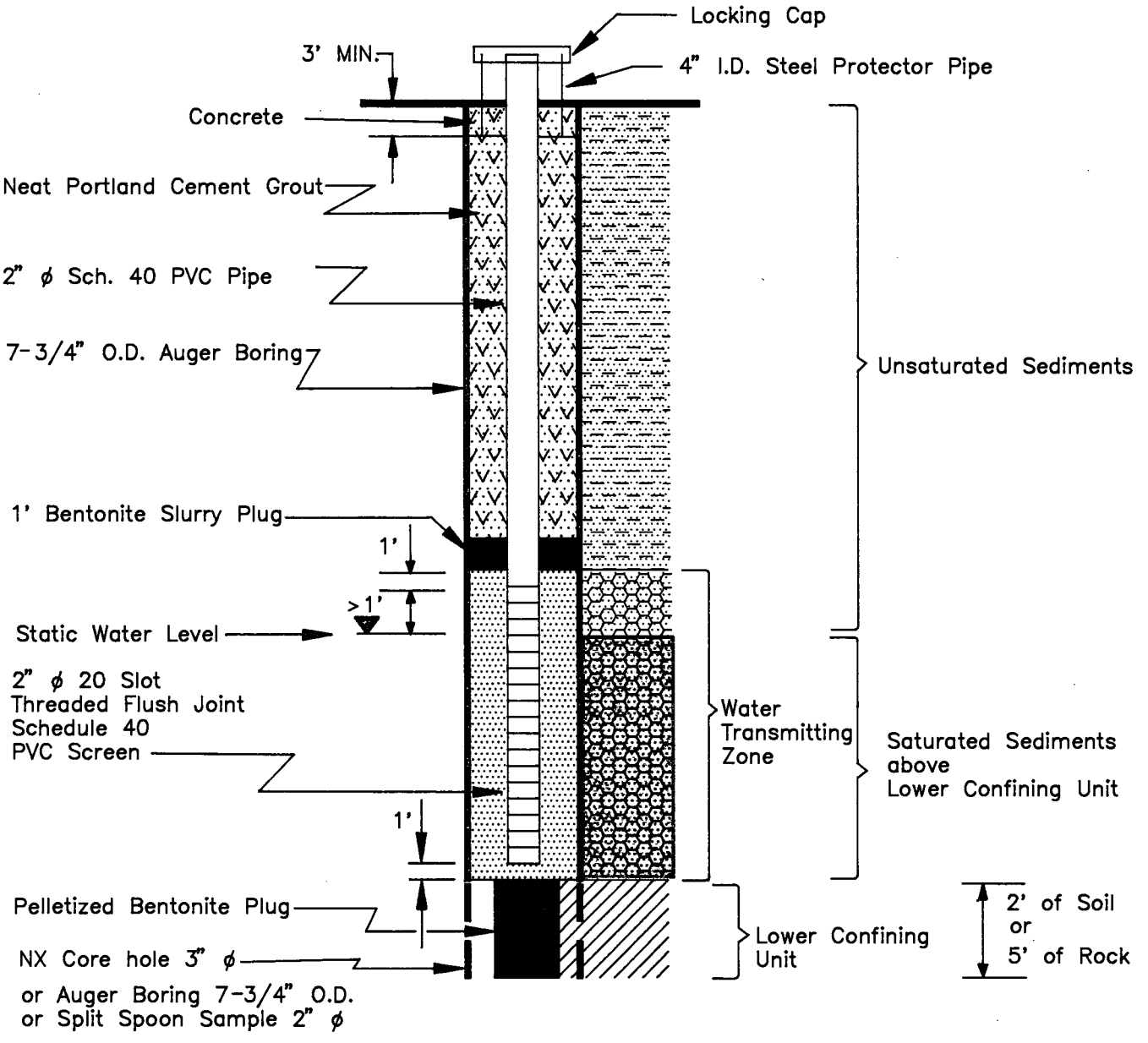

Figure A–2

SOIL PIEZOMETER

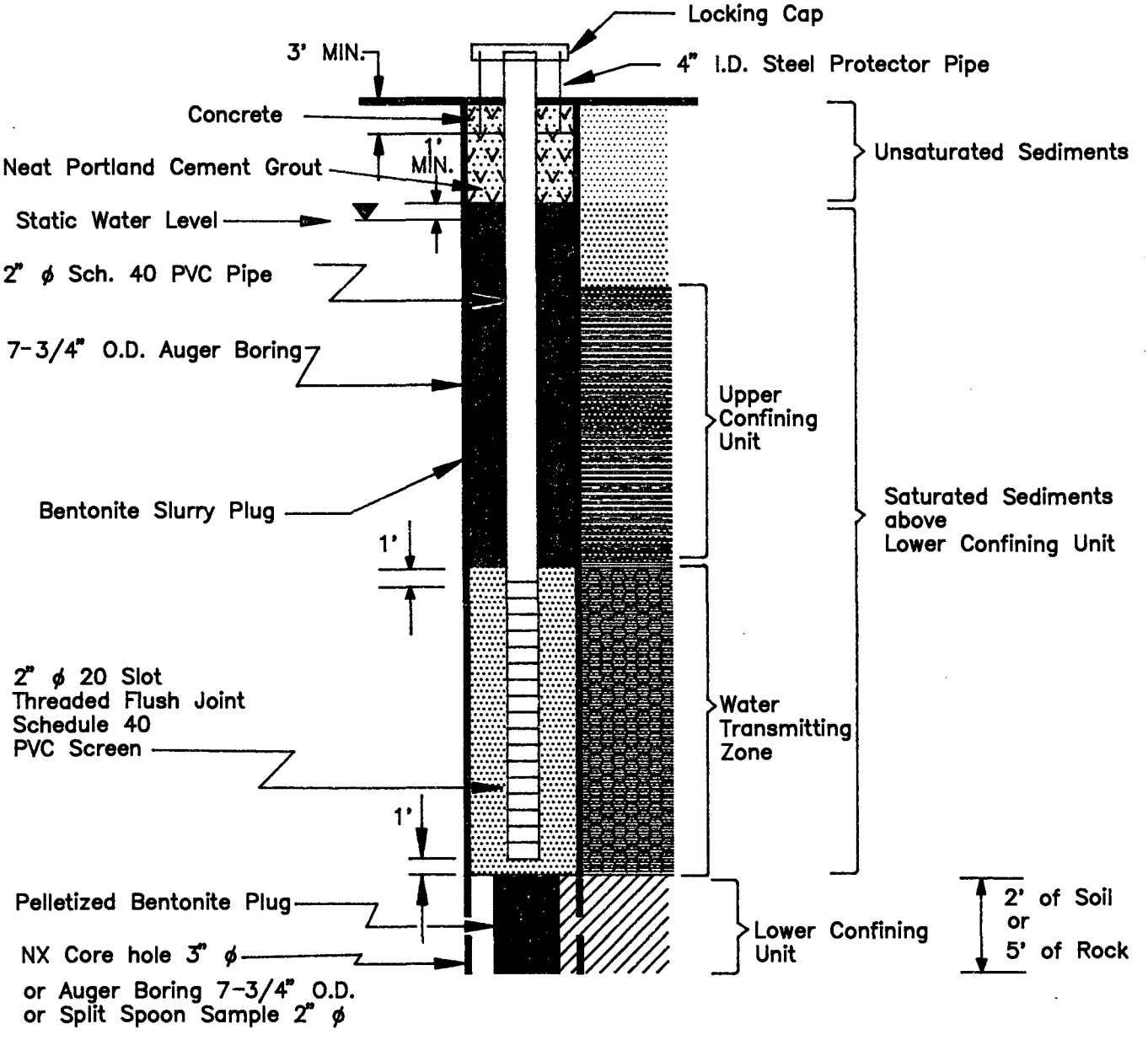

Well Logs

SOIL AUGERING LOG

Client: IBM-POUGHKEEPSIE
Project No. 88013 Phase Task

Boring No. A-40S Piezometer No.
Location: IBM Hangar, Dutchess County Airport
Surface Elev. 161.41' TOC

Depth Feet	Blow Counts	Recovery/RQD	Overburden/Lithologic Description
0	Ground Surface		
	Hand Augered		OVERBURDEN: c-f brn sand w/ gravel.
			SAND: f-m brn, dense; moist.
	1-1-6-7	12"	
	6-5-4-5	20"	
10	5-2-1-3	13"	SAND: c, brn, loose, w/ angular gravel; wet @ 10'.
	5-5-5-4	18"	
	1-2-1-1	17"	SAND and SILT: gr, dense, clay stringers common; very wet.
	3-2-2-3	18"	
	1-2-3-2	20"	
20	1-3-3-2	18"	
	3-3-4-4	20"	Light chemical odor 22-24'.
			SILT: m brn, v. dense, w/ clay stringers; wet.
			Total Depth 24'
30			
40			
50			
60			

Volatile Scan | Graphic Log | Well Construction Graphic

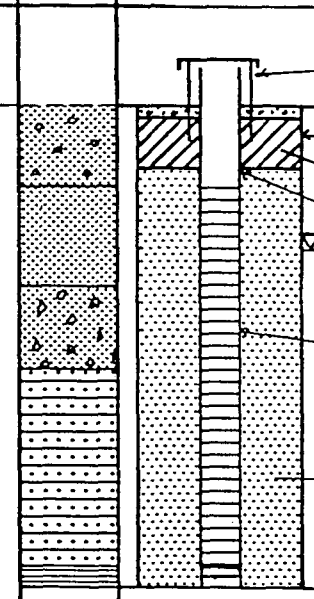

Depth Feet	Well Construction Details
0	4" PROTECTOR PIPE/ LOCKING CAP
	8" HOLLOW STEM AUGER BORING
	BENTONITE PELLETS
	2" JOHNSON THR'D SCH 40 PVC SOLID
10	
	4'-24', 2" JOHNSON THR'D SCH 40, 20 SLOT PVC SCREEN
	GRADE I SAND
20	
30	
40	
50	
60	

Driller: SOILTESTING, INC./P.D.,T.N.
Logged By: GSC/SMF, JPK
Drilling Started: 8/22/88
Drilling Completed: 8/22/88
Well Construction: 8/22/88
Well Developed: 8/23/88

Notes

Water Bearing Zones

Static Water Level Elev. 152.15' MSL Date 9/9/88
Est. Yield Piezometer 450 ml/hr during well purging.

GROUNDWATER SCIENCES CORPORATION

SOIL AUGERING LOG

Client: IBM-POUGHKEEPSIE
Project No. 88013 Phase Task

Boring No. A-41S Piezometer No.
Location: IBM Hangar, Dutchess County Airport
Surface Elev. 1610.7' TOC

Depth Feet	Blow Counts	Recovery/RQD	Overburden/Lithologic Description
0	Ground Surface		
	Hand Augered		OVERBURDEN: f brn sand; w/ carbonate fill gravel.
	4-5-6-5	18"	SAND: f, brn, dense; mottled; w/ tr of silt and gravel; moist.
	7-7-5-4	19"	
10	3-3-3-3	12"	SAND and SILT: f, brn, dense; very wet; clay stringers becoming more common with depth.
	4-3-5-4	20"	
	3-3-3-3	18"	
	3-2-3-3	15"	
	1-2-3-4	12"	
20	2-3-3-2	16"	SAND: f-m, dk brn, dense; very wet; some clay stringers.
	3-4-5-5	20"	
	3-4-5-6	15"	SAND and SILT: gr, dense, v. wet; w/ clay stringers.
			Total Depth 26'
30			
40			
50			
60			

Volatile Scan | Graphic Log

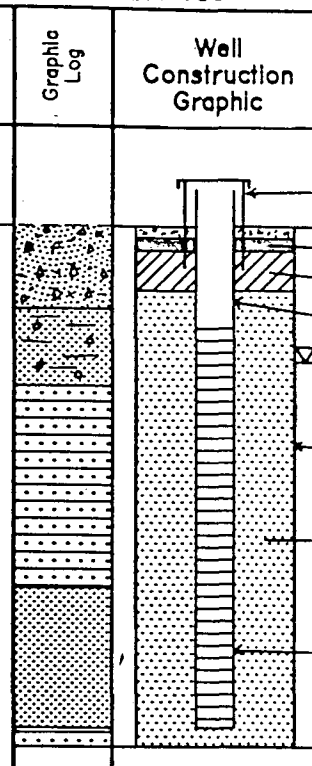

Well Construction Graphic

Depth Feet: 0, 10, 20, 30, 40, 50, 60

Well Construction Details:
- 4" PROTECTOR PIPE/ LOCKING CAP
- BENTONITE SLURRY
- BENTONITE PELLETS
- 2" JOHNSON THR'D SCH 40 PVC SOLID
- 8" HOLLOW STEM AUGER BORING
- GRADE I SAND
- 5'-25', 2" JOHNSON THR'D SCH 40, 20 SLOT PVC SCREEN

Driller: SOILTESTING, INC./P.D.,T.N.
Logged By: GSC/ SMF,JPK
Drilling Started: 8/22/88
Drilling Completed: 8/22/88
Well Construction: 8/22/88
Well Developed: 8/23/88

Notes

Water Bearing Zones

Static Water Level Elev. 1521.9' MSL Date 9/9/88
Est. Yield Piezometer 450 ml/hr during well purging.

SOIL AUGERING LOG

Client: IBM-POUGHKEEPSIE
Project No. 88013 Phase Task

Boring No. A-42S Piezometer No.
Location: IBM Hangar, Dutchess County Airport
Surface Elev. 160.53' TOC

Depth Feet	Blow Counts	Recovery/RQD	Overburden/Lithologic Description	Volatile Scan	Graphic Log	Well Construction Graphic	Depth Feet	Well Construction Details
0	Ground Surface						0	4" PROTECTOR PIPE/ LOCKING CAP
	Hand Augered		OVERBURDEN: c-m, orange to dk brn, loose sand w/ fine gravel; saturated @ 6'.					BENTONITE SLURRY BENTONITE PELLETS
	4-7-8-5	18"						2" JOHNSON THR'D SCH 40 PVC SOLID
	5-3-3-4	14"						
10	2-2-6-9	14"	SAND: f-m, gr to brn, w/ some silt; silt content increases w/ depth; or-brn & wet @ 11'8".				10	8" HOLLOW STEM AUGER BORING
	7-7-7-8	18"						
	2-3-3-2	18"	SAND and SILT: f-m, gr to brn, dense; w/ lt ton clay interbeds; wet.					
	3-2-2-2	17"						4'-24', 2" JOHNSON THR'D SCH 40, 20 SLOT PVC SCREEN
	3-4-4-4	20"						
20	1-2-4-7	18"					20	
	6-6-5-8	20"						GRADE I SAND
			SILT: gr-brn, dense, wet; interbedded ton clay.					
			Total Depth 24'					
30							30	
40							40	
50							50	
60							60	

Driller: SOILTESTING, INC./B.D.,T.N.

Logged By: GSC/JPK

Drilling Started: 8/23/88

Drilling Completed: 8/23/88

Well Construction: 8/23/88

Well Developed: 8/24/88

Notes

Water Bearing Zones

Static Water Level Elev. 151.66' MSL Date 9/9/88

Est. Yield Piezometer 450 ml/hr during well purging.

GROUNDWATER SCIENCES CORPORATION

SOIL AUGERING LOG

Client: IBM-POUGHKEEPSIE
Project No. 88013 Phase Task

Boring No. A-43S Piezometer No.
Location: IBM Hangar, Dutchess County Airport
Surface Elev. 158.54' TOC

Depth Feet	Blow Counts	Recovery/RQD	Overburden/Lithoiogic Description
0	Ground Surface		
	Hand Augered		OVERBURDEN: c-m, dk brn sand w/ silt and f gravel; loose; moist; wet @ 6'.
	3-4-4-4	13"	
	3-3-4-4	20"	
10	5-6-7-7	20"	SAND and SILT: f-m, brn; or-tan mottling @ 10'; dense; thin clay interbeds appearing @ 11'; some gray sand stringers.
	4-5-5-6	20"	
	3-3-4-4	16"	
	4-3-4-4	18"	
	1-2-3-3	20"	
20	2-4-5-4	20"	
	3-5-7-7	18"	
	3-3-3-4	17"	CLAY and SILT: gr, dense; interbedded; wet.
			Total Depth 26'
30			
40			
50			
60			

Volatile Scan | Graphic Log | Well Construction Graphic | Depth Feet | Well Construction Details

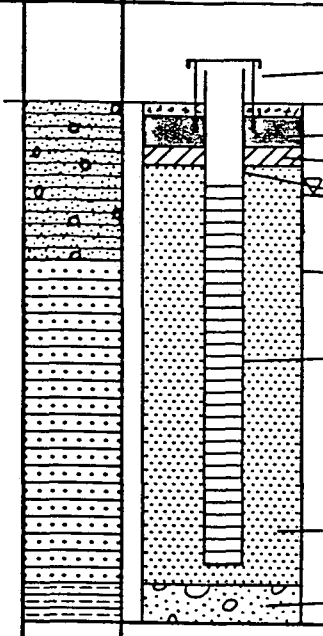

Well Construction Details:
- 4" PROTECTOR PIPE/ LOCKING CAP
- BENTONITE SLURRY
- BENTONITE PELLETS
- 2" JOHNSON THR'D SCH 40 PVC SOLID
- 8" HOLLOW STEM AUGER BORING
- 4'-23', 2" JOHNSON THR'D SCH 40, 20 SLOT PVC SCREEN
- GRADE I SAND
- CAVED FORMATION AND BENTONITE

Driller: SOILTESTING, INC./B.D.,T.N.
Logged By: GSC/JPK
Drilling Started: 8/23/88
Drilling Completed: 8/23/88
Well Construction: 8/23/88
Well Developed: 8/23/88

Notes: Formation caved in bottom of bore hole during bentonite placement and auger retrieval.

Water Bearing Zones

Static Water Level Elev. 152.21' MSL Date 9/9/88

Est. Yield Piezometer 450 ml/hr during well purging.

GROUNDWATER SCIENCES CORPORATION

SOIL AUGERING LOG

Client: IBM-POUGHKEEPSIE
Project No. 88013 Phase Task

Boring No. A-44S Piezometer No.
Location: IBM Hangar, Dutchess County Airport
Surface Elev. 155.30' GS

Depth Feet	Blow Counts	Recovery/RQD	Overburden/Lithologic Description
0	Ground Surface		
	Hand Augered		OVERBURDEN: (Fill Material), c-m, or-brn sand w/ gravel & cobbles; wet @ 6'.
	8-7-3-4	20"	
	4-3-5-6	18"	
10	3-4-4-3	15"	
	4-5-4-3	14"	
	4-6-6-6	18"	SILT: gr, dense; tr. fine sand & clay; wet.
	4-4-7-G	17"	SILT: gr, dense; tr. clay; wet.
	6-6-7-7	19"	
20			Total Depth 20'
30			
40			
50			
60			

Volatile Scan | Graphic Log | Well Construction Graphic | Depth Feet

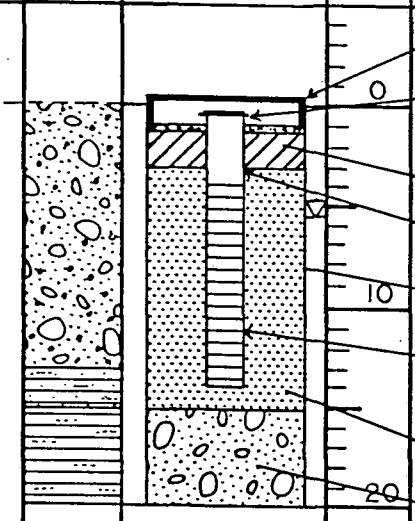

Well Construction Details:
- 9" ACCESS MANHOLE
- ALUMINUM MORRISON CAP W/ BRASS ADAPTOR & LOCK
- BENTONITE PELLETS
- 2" JOHNSON THR'D SCH 40 PVC SOLID
- 8" HOLLOW STEM AUGER BORING
- 4'-14', 2" JOHNSON THR'D SCH 40, 20 SLOT PVC SCREEN
- GRADE I SAND
- CAVED FORMATION AND BENTONITE

Driller: SOIL TESTING, INC./B.D., T.N.
Logged By: GSC/JPK
Drilling Started: 8/23/88
Drilling Completed: 8/24/88
Well Construction: 8/24/88
Well Developed: 8/24/88

Notes: Formation caved in bottom of bore hole during bentonite placement and auger retrieval.

Water Bearing Zones

Static Water Level Elev. 149.95' MSL Date 9/20/88

Est. Yield Piezometer 450 ml/hr during well purging.

SOIL AUGERING LOG

Client: IBM-POUGHKEEPSIE
Project No. 88013 Phase Task

Boring No. A-45G Piezometer No.
Location: IBM Hangar, Dutchess County Airport
Surface Elev. 156.58' TOC

Depth Feet	Blow Counts	Recovery/RQD	Overburden/Lithologic Description
0	Ground Surface		
	Hand Augered		OVERBURDEN: (Fill Material), c, brn sand & silt; tr. gravel; loose.
	4-4-5-5	16"	SAND and GRAVEL: c-m, brn sand & f. grvl; v. loose; saturated @ 3' w/ oily film.
	3-2-4-3	16"	SAND and SILT: f-m, brn-or. brn; sl. dense; small tan clay stringers becoming more common w/ depth.
10	2-2-4-5	14"	
	3-4-5-6	20"	
	2-2-2-4	18"	
	4-4-5-6	19"	
	3-6-8-8	17"	
20	8-7-7-6	20"	
	4-8-9-10	22"	SILT: gr., dense; some f. sand; tr. clay; wet.
	4-4-4-4	20"	SILT and CLAY: gray, dense; interbedded w/ v.f. sand.
	4-4-8-9	17"	
	7-8-8-9	16"	
30	3-4-6-5	14"	CLAY: gray, dense; w/ some silt; wet.
	4-4-4-3	20"	
	1-3-3-4	19"	
	4-3-4-5	22"	
	3-4-5-4	23"	
40			
	5-4-5-8	6"	
	7-6-10-21	20"	CLAY and GRAVEL: c-f, grvl, angular; gray clay w/ silt; wet.
	8-10-19-20	18"	SILT: gray, dense; w/ some c-f sand & c-f gravel; moist.
50	9-30-17-24	14"	
	11-13-19-19	16"	
	8-11-9-9	8"	SAND and GRAVEL: c-f, gray sand & c-f grvl, w/ some silt; wet.
	5-9-43-66	6"	
	75-100/3-Augered	9"	SAND and GRAVEL: gray, v. dense c-m sand & c-f grvl, w/ silt & clay; moist.
60	165-100/2	8"	

Total Depth 60'

Volatile Scan | Graphic Log | Well Construction Graphic | Depth Feet | Well Construction Details

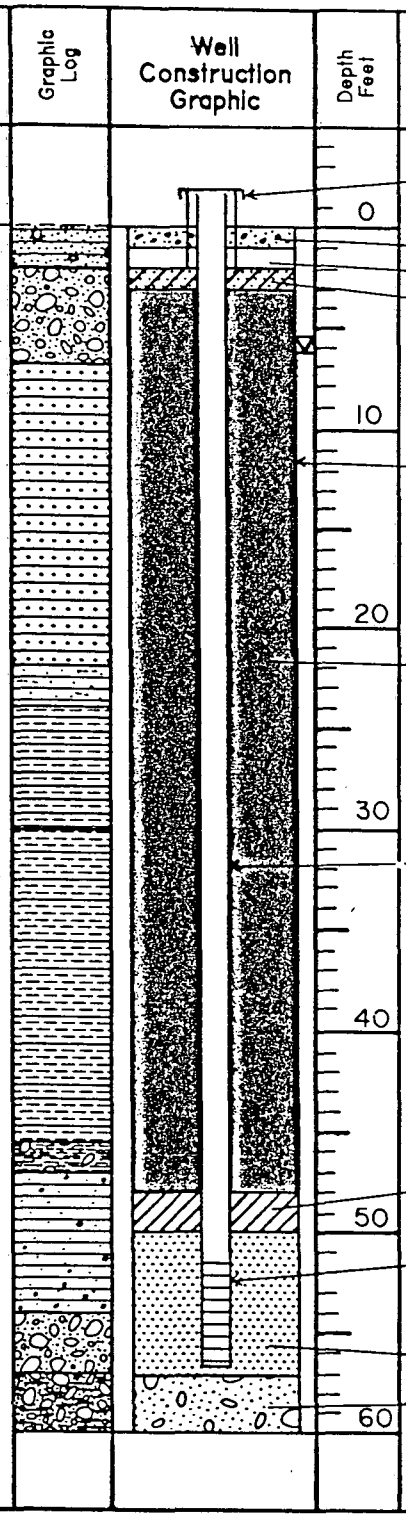

Driller: SOILTESTING, INC./B.D.,T.N.
Logged By: GSC/JPK
Drilling Started: 8/24/88
Drilling Completed: 8/25/88
Well Construction: 8/25/88
Well Developed: 8/26/88

Notes: Formation caved in bottom of bore hole during bentonite placement and auger retrieval.

Water Bearing Zones: 54'-57'

Static Water Level Elev. 148.33' MSL Date 9/20/88

Est. Yield Piezometer

APPENDIX B

WELL DEVELOPMENT, SAMPLING AND QA/QC PROTOCOLS

Well Development Protocol

High Yielding Wells

1. Record all physical information as listed on the header of the well development field data sheet.
2. Determine and record the static water level and the depth to the bottom of the well.
3. Determine the volume of water present in the column by taking the difference between the static water level and the depth to the bottom of the well times the volume per foot of casing based on its diameter.

   1.5" = 0.092 gals/ft.
   2.0" = 0.163 gals/ft.
   4.0" = 0.65 gals/ft.
   6.0" = 1.6 gals/ft.
   8.0" = 2.6/gals ft.

4. Small diameter wells (<4.0") with a static water level of less than 25 feet from the top of the casing will be developed using a peristaltic pump. Small diameter wells with a static water level of greater than 25 feet from the top of the casing will be developed using a bailer. Large diameter wells (>4.0") will be developed using a four-inch 1/2 HP stainless steel submersible pump. Regardless of the method, any equipment that is placed in a well must be steam cleaned.
5. The pump or tubing should be kept at the top of the water column so as to ensure that the water is being drawn through the entire length of the screen. However, when cutting the tubing, it must be cut to a length that will reach to bottom of the well for sampling purposes.

6. The pump rate should be set, when possible, so that the well will not be dewatered, thereby delivering a constant yield. The water level should not be allowed to drop below the depth of the top of the screen. If a flow rate cannot be maintained, follow low yielding well development procedures.
7. Upon completion of development, the well is ready to be sampled. Since the water present in the column is representative of the formation water, it can be sampled immediately after the well has sufficiently recovered. If it has not recovered, it can be sampled up to a maximum of seven days from time of completion.

<u>Low Yielding Wells</u>

1. Record all physical information as listed on the header of the well development field data sheet.
2. Determine and record the static water level and the depth to the bottom of the well.
3. Determine the volume of water present in the column by taking the difference between the static water level and the depth to the bottom of the well times the volume per foot of casing based on its diameter.

   1.5" = 0.09 gals/ft.

   2.0" = 0.16 gals/ft.

   4.0" = 0.65 gals/ft.

   6.0" = 1.6 gals/ft.

   8.0" = 2.6/gals ft.
4. Small diameter wells (<4.0") with a static water level of less than 25 feet from the top of the casing will be developed using a peristaltic pump. Small diameter wells with a static water level of greater than 25 feet from the top of the casing will be developed

using a bailer. Large diameter wells (>4.0") will be developed using a four-inch 1/2 HP stainless steel submersible pump. Regardless of the method, any equipment that is placed in a well must be steam cleaned.

5. Evacuate the well two times.
6. Record the recovery rate of the well following the first evacuation. The next evacuation can begin as soon as the well has recovered to 90% of the original volume or after 24 hours.
7. Upon completion of development, the well is ready to be sampled. Since the water present in the column is representative of the formation water, it can be sampled immediately once the well has sufficiently recovered. If it has not recovered, it can be sampled up to a maximum of 7 days from time of completion.

Groundwater Monitoring Well Sampling Procedures

Wells With Static Water Levels <30 Feet

1. Determine the static water level with a water level indicator and record depth to water. Record reference point, i.e., top of casing, ground, etc.
2. Determine depth to bottom by lowering a water level indicator to bottom. Record reference point.
3. Measure and record height of casing
4. A clean sheet of plastic should be placed around the well to be sampled so that there is a clean surface on which to place sampling equipment.
5. Set up peristaltic pump on wells that contain Teflon tubing. Those wells that do not contain tubing may be bailed manually with a stainless steel bailer attached to a nylon cord. Bailer and cord must be steam cleaned before they are used in a well.
6. Attach Teflon tubing (dedicated to that boring) and start purging, using peristaltic pump. If boring is air rotary type (diameter 6-8 inches), use a submersible pump to purge. Pump should be cleaned before use.
7. Sampler must wear new disposable latex gloves while bailing or inserting Teflon tubing into a well.
8. Purge three volumes of the well as determined by diameter of the well and the difference between the static water level and the depth to bottom, using the purging procedure appropriate for that well. If well yields less than three calculated volumes, purge until borehole is evacuated. Formula used to determine volume: ___ gal/ft. x (depth to bottom - depth to water before purge).

9. After purging, determine and record the static water level. Allow well to recover to 90% or greater of the original water column depth. If recovery is proceeding slowly, go on to another well. The well must be allowed to recover before sampling, but the maximum allowable elapsed time between purging and sampling cannot exceed 7 days.
10. Once the well has recovered, begin sampling from the bottom one-third of the water column. Record sample depth. Collect a sample in the properly preserved bottle, equal to 1/3 of the total required sample volume. Cap appropriate bottles securely, making sure that there are no air bubbles present for VOC samples. If air bubbles are present, refill until they are removed. VOC samples should be collected first with a stainless steel bailer. All metal samples must be field filtered and placed in a plastic liter bottle preserved with nitric acid. Repeat for the middle 1/3 and the upper 1/3 of the column.
11. After collecting samples in bottles, collect in a clean bottle 1/3 of the bottle's total volume to be used later for taking field measurements.
12. Determine and record the pH, specific conductivity, and temperature of the water in the well directly, using an instrument capable of being placed down the borehole after sampling is complete. Determine and record the static water level after sampling.
13. Upon completion of the sampling, place all tubing into a large plastic bag labeled for that particular well.
14. Pack and label all samples in a cooler for analysis by laboratory. The bottles should be labeled with the site location, date, time, sampler's initials, analysis parameters, and sample I.D. that includes the date and well I.D.
15. A laboratory chain of custody must be filled out completely and properly.

Wells With Static Water Levels >30 Feet

1. Determine the static water level with a water level indicator and record depth to water. Record reference point, i.e., casing, ground, etc.
2. Determine depth to bottom by lowering a water level indicator to bottom. Record reference point.
3. Measure and record height of casing.
4. A clean sheet of plastic should be placed around the well to be sampled so that there is a clean surface on which to place sampling equipment.
5. If the well is 4" in diameter or larger and has a high yield, go to step 10.
6. Lower bladder pump and tubing into boring and connect to air pump.
7. Make sure hoses are connected to both pump air line and controller.
8. Start air compressor, regulate flow via the controller.
9. Regulate water flow with controller.
10. Use submersible pump to purge. Pump should be steam cleaned before use.
11. Purge three volumes of the well as determined by diameter of the well and the difference between the static water level and the depth to bottom. Use the purging procedure appropriate for that well. Formula to determine volume: __ gal/ft. x (depth to bottom - depth to water before purge).
12. After purging, determine and record the static water level. Allow well to recover to 90% or greater of original water column height. If recovery is proceeding slowly, go on to another well. The well must be allowed to recover before sampling, but the maximum allowable elapsed time between purging and sampling cannot exceed 7 days.

13. Once the well has recovered, begin sampling using a steam cleaned teflon or stainless steel bailer from the bottom 1/3 of the water column. Record sample depth. Based on analyses to be performed, collect a sample in the properly preserved bottle, equal to 1/3 of the total required sample volume. Cap bottles securely. For volatile samples, fill 2 VOAS at each 1/3 of well volume (lower, middle, and upper), making sure that there are no air bubbles present. If air bubbles are present, refill until they disappear. If well shows significant drawdown, then the VOAS should be taken first.
14. For wells with a water column of less than 5 feet, only 2 VOAS need to be taken. For those with a water column between 5 and 10 feet, 2 sets of VOAS or 4 all total need to be taken. Any well with a water column greater than 10 feet will need to have VOAS taken at all three levels for a total of 6.
15. After collecting samples in bottles, collect in a clean bottle 1/3 of the bottle's total volume to be used later for taking field measurements.
16. Repeat steps 13 and 14 for the middle 1/3 and the upper 1/3 of the column. Record sample depths.
17. Determine and record the static water level after sampling.
18. Determine and record the pH, specific conductivity, and temperature of the water in the borehole directly, using an instrument with a probe capable of being placed into the borehole after sampling is complete.
19. Upon completion of the sampling, the bladder pump and tubing/submersible pump should be rinsed inside and outside and placed in a large plastic bag.
20. Pack and label all samples in a cooler for analysis by a laboratory. The bottles should be labeled with the site location, date, time, sampler's initials, analysis parameters, and sample I.D. that includes the date and well I.D.

21. A laboratory chain of custody must be filled out completely and properly.

Quality Assurance/Quality Control for Groundwater Samples

1. Development and sampling protocols will be strictly followed.
2. Trip blanks are to be carried in the same container as collected samples and will be analyzed as required. A new trip blank should be obtained from the lab each three to seven days.
3. Field blanks will represent approximately 5% of all samples taken. The location for the field blank will include both "clean" wells and those known from previous sampling to contain VOC's.
4. These samples will be included on the chain of custody and will be surrendered to the laboratory in the same fashion as the other samples taken that day. Some will be blind and others will not be.
5. Split samples will be taken and sent to different laboratories for approximately 2% of the samples.
6. Blind replicates will be taken for approximately 1% of the samples.
7. All unreasonable results will be challenged and the laboratories will be visited to review in-house QA/QC and inspect equipment.

APPENDIX C

GROUNDWATER CHEMISTRY DATA

IBM POUGHKEEPSIE - GROUNDWATER MONITORING PROGRAM
WELL NO. A1S

WELL		A1S	A1S	A1S					
DATE		09/07/88	12/01/88	12/01/88	---------- 1980 - 3rd Qrtr 1988 ----------				
LAB ID		68231008	70908001	70908001			NO.	NO.	NO.
LAB		ENVIRO.	ENVIRO.	ENVIRO.	MAX	MIN	PTS.	BMRL	N.D.
PARAMETER	UNIT								
1) VOLATILE ORGANIC COMPOUNDS									
Benzene	ug/l	NA	ND@1.0	NA	0.00	0.00	8	0	8
Bromodichloromethane	ug/l	ND@1.0	ND@1.0	NA	0.00	0.00	10	0	10
Bromoform	ug/l	ND@1.0	ND@1.0	NA	0.00	0.00	10	0	10
Bromomethane	ug/l	ND@1.0	ND@1.0	NA	0.00	0.00	10	0	10
Carbon tetrachloride	ug/l	ND@1.0	ND@1.0	NA	0.00	0.00	10	0	10
Chlorobenzene	ug/l	ND@1.0	ND@1.0	ND@1.0	0.00	0.00	11	0	11
Chloroethane	ug/l	ND@1.0	ND@1.0	NA	0.00	0.00	10	0	10
2-Chloroethylvinyl ether	ug/l	ND@1.0	ND@1.0	NA	0.00	0.00	10	0	10
Chloroform	ug/l	ND@1.0	ND@1.0	NA	0.00	0.00	9	1	8
Chloromethane	ug/l	ND@1.0	ND@1.0	NA	0.00	0.00	10	0	10
Dibromochloromethane	ug/l	ND@1.0	ND@1.0	NA	0.00	0.00	10	0	10
1,2-dichlorobenzene	ug/l	ND@1.0	ND@1.0	ND@1.0	0.00	0.00	9	0	9
1,3-dichlorobenzene	ug/l	ND@1.0	ND@1.0	ND@1.0	0.00	0.00	9	0	9
1,4-dichlorobenzene	ug/l	ND@1.0	ND@1.0	ND@1.0	0.00	0.00	9	0	9
Dichlorodifluoromethane	ug/l	ND@1.0	ND@1.0	NA	0.00	0.00	10	0	10
1,1-Dichloroethane	ug/l	3.9	11	NA	11.00	0.00	10	0	8
1,2-Dichloroethane	ug/l	ND@1.0	NA	NA	0.00	0.00	9	0	9
1,1-Dichloroethylene	ug/l	ND@1.0	ND@1.0	NA	0.00	0.00	10	0	10
1,2-Trans-dichloroethylene	ug/l	ND@1.0	ND@1.0	NA	0.00	0.00	9	0	9
1,2-Dichloropropane	ug/l	ND@1.0	ND@1.0	NA	0.00	0.00	10	0	10
cis-1,3-Dichloropropene	ug/l	ND@1.0	ND@1.0	NA	0.00	0.00	6	0	6
trans-1,3-Dichloropropene	ug/l	ND@1.0	ND@1.0	NA	0.00	0.00	6	0	6
Ethylbenzene	ug/l	NA	ND@1.0	NA	0.00	0.00	8	0	8
Methylene chloride	ug/l	ND@1.0	ND@1.0	NA	4.00	0.00	10	0	9
1,1,2,2-Tetrachloroethane	ug/l	ND@1.0	ND@1.0	NA	0.00	0.00	10	0	10
Tetrachloroethylene	ug/l	ND@1.0	ND@1.0	NA	0.00	0.00	10	0	10
Toluene	ug/l	NA	ND@1.0	NA	0.00	0.00	8	0	8
1,1,2,-trichloro-1,2,2,trifluoroethane	ug/l	ND@1.0	NA	NA	0.00	0.00	5	0	5
1,1,1-Trichloroethane	ug/l	3.5	1.8	NA	3.50	0.00	10	0	8
1,1,2-Trichloroethane	ug/l	ND@1.0	ND@1.0	NA	0.00	0.00	10	0	10
Trichloroethylene	ug/l	ND@1.0	ND@1.0	NA	0.00	0.00	10	0	10
Trichlorofluoromethane	ug/l	ND@1.0	ND@1.0	NA	1.00	0.00	10	0	9
Vinyl chloride	ug/l	ND@1.0	ND@1.0	NA	0.00	0.00	10	0	10

IBM POUGHKEEPSIE - GROUNDWATER MONITORING PROGRAM
WELL NO. A26S

WELL		A26S	A26S	A26S	A26S	A26S					
DATE		02/19/88	07/29/88	09/07/88	12/02/88	12/02/88	---------- 1980 - 3rd Qrtr 1988 ----------				
LAB ID		62178001	66977005	68231006	70943003	70943003			NO.	NO.	NO.
LAB		ENVIRO.	ENVIRO.	ENVIRO.	ENVIRO.	ENVIRO.	MAX	MIN	PTS.	BMRL	N.D.
PARAMETER	UNIT										
1) VOLATILE ORGANIC COMPOUNDS											
Benzene	ug/l	ND@1.0	ND@1.0	ND@1.0	ND@1.0	NA	0.00	0.00	7	0	7
Bromodichloromethane	ug/l	ND@1.0	ND@1.0	ND@1.0	ND@1.0	NA	1.00	0.00	7	0	6
Bromoform	ug/l	ND@1.0	ND@1.0	ND@1.0	ND@1.0	NA	0.00	0.00	7	0	7
Bromomethane	ug/l	ND@1.0	ND@1.0	ND@1.0	ND@1.0	NA	0.00	0.00	7	0	7
Carbon tetrachloride	ug/l	ND@1.0	ND@1.0	ND@1.0	ND@1.0	NA	0.00	0.00	7	0	7
Chlorobenzene	ug/l	ND@1.0	ND@1.0	ND@1.0	ND@1.0	ND@1.0	0.00	0.00	8	0	8
Chloroethane	ug/l	ND@1.0	6.0	7.0	ND@1.0	NA	7.00	0.00	7	0	5
2-Chloroethylvinyl ether	ug/l	ND@1.0	ND@1.0	ND@1.0	ND@1.0	NA	0.00	0.00	7	0	7
Chloroform	ug/l	ND@1.0	1.6	ND@1.0	ND@1.0	NA	1.60	0.00	7	0	6
Chloromethane	ug/l	ND@1.0	ND@1.0	ND@1.0	ND@1.0	NA	0.00	0.00	7	0	7
Dibromochloromethane	ug/l	ND@1.0	ND@1.0	ND@1.0	ND@1.0	NA	0.00	0.00	7	0	7
1,2-dichlorobenzene	ug/l	ND@1.0	ND@1.0	ND@1.0	ND@1.0	ND@1.0	0.00	0.00	8	0	8
1,3-dichlorobenzene	ug/l	ND@1.0	ND@1.0	ND@1.0	ND@1.0	ND@1.0	0.00	0.00	8	0	8
1,4-dichlorobenzene	ug/l	ND@1.0	ND@1.0	ND@1.0	ND@1.0	ND@1.0	0.00	0.00	8	0	8
Dichlorodifluoromethane	ug/l	NA	NA	ND@1.0	ND@1.0	NA	0.00	0.00	4	0	4
1,1-Dichloroethane	ug/l	220	260	140	220	NA	260.00	0.00	7	0	1
1,2-Dichloroethane	ug/l	ND@1.0	ND@1.0	ND@1.0	ND@1.0	NA	0.00	0.00	7	0	7
1,1-Dichloroethylene	ug/l	ND@1.0	ND@1.0	ND@1.0	ND@1.0	NA	0.00	0.00	7	0	7
1,2-Trans-dichloroethylene	ug/l	ND@1.0	ND@1.0	ND@1.0	ND@1.0	NA	1.00	0.00	7	0	6
1,2-Dichloropropane	ug/l	ND@1.0	ND@1.0	ND@1.0	ND@1.0	NA	1.00	0.00	7	0	6
cis-1,3-Dichloropropene	ug/l	ND@1.0	ND@1.0	ND@1.0	ND@1.0	NA	0.00	0.00	5	0	5
trans-1,3-Dichloropropene	ug/l	ND@1.0	ND@1.0	ND@1.0	ND@1.0	NA	0.00	0.00	5	0	5
Ethylbenzene	ug/l	ND@1.0	ND@1.0	ND@1.0	ND@1.0	NA	0.00	0.00	7	0	7
Methylene chloride	ug/l	ND@1.0	ND@1.0	ND@1.0	ND@1.0	NA	0.00	0.00	7	0	7
1,1,2,2-Tetrachloroethane	ug/l	ND@1.0	ND@1.0	ND@1.0	ND@1.0	NA	0.00	0.00	7	0	7
Tetrachloroethylene	ug/l	ND@1.0	ND@1.0	ND@1.0	ND@1.0	NA	0.00	0.00	7	0	7
Toluene	ug/l	ND@1.0	ND@1.0	ND@1.0	ND@1.0	NA	0.00	0.00	7	0	7
1,1,2,-trichloro-1,2,2,trifluoroethane	ug/l	ND@1.0	ND@1.0	ND@1.0	NA	NA	0.00	0.00	4	0	4
1,1,1-Trichloroethane	ug/l	2.8	1.5	2.2	ND@1.0	NA	2.80	0.00	7	0	3
1,1,2-Trichloroethane	ug/l	ND@1.0	ND@1.0	ND@1.0	ND@1.0	NA	0.00	0.00	7	0	7
Trichloroethylene	ug/l	ND@1.0	ND@1.0	ND@1.0	ND@1.0	NA	0.00	0.00	7	0	7
Trichlorofluoromethane	ug/l	ND@1.0	ND@1.0	ND@1.0	ND@1.0	NA	0.00	0.00	7	0	7
Vinyl chloride	ug/l	ND@1.0	ND@1.0	ND@1.0	ND@1.0	NA	0.00	0.00	7	0	7
Xylenes, Total	ug/l	ND@1.0	ND@1.0	ND@1.0	NA	NA	0.00	0.00	4	0	4
3) INORGANIC COMPOUNDS											
Alkalinity Total	mg/l	350	NA	NA	NA	NA	350.00	350.00	1	0	0
Ammonia (NH3)	mg/l	ND@0.2	NA	NA	NA	NA	0.00	0.00	1	0	1
Biochemical Oxygen Demand (BOD)	mg/l	ND@3.0	NA	NA	NA	NA	0.00	0.00	1	0	1
Chloride (Cl)	mg/l	43	NA	NA	NA	NA	43.00	43.00	1	0	0
Color	CU	ND@2.5	NA	NA	NA	NA	0.00	0.00	1	0	1
Conductivity	umhos	520	NA	NA	NA	NA	520.00	520.00	1	0	0
Hardness Total	mg/l	360	NA	NA	NA	NA	360.00	360.00	1	0	0
Odor	TON	1	NA	NA	NA	NA	1.00	1.00	1	0	0
pH	SU	7.6	NA	NA	NA	NA	7.60	7.60	1	0	0
Sulfate (SO4)	mg/l	40	NA	NA	NA	NA	40.00	40.00	1	0	0
Total Dissolved Solids (TDS)	mg/l	460	NA	NA	NA	NA	460.00	460.00	1	0	0

IBM POUGHKEEPSIE - GROUNDWATER MONITORING PROGRAM
WELL NO. A26S

WELL		A26S	A26S	A26S	A26S	A26S					
DATE		02/19/88	07/29/88	09/07/88	12/02/88	12/02/88	---------- 1980 - 3rd Qrtr 1988 ----------				
LAB ID		62178001	66977005	68231006	70943003	70943003			NO.	NO.	NO.
LAB		ENVIRO.	ENVIRO.	ENVIRO.	ENVIRO.	ENVIRO.	MAX	MIN	PTS.	BMRL	N.D.
PARAMETER	UNIT										
Total Organic Carbon (TOC)	mg/l	16	NA	NA	NA	NA	16.00	16.00	1	0	0
Turbidity	NTU	1.7	NA	NA	NA	NA	1.70	1.70	1	0	0
5) Pesticides/PCB's											
Aldrin	ug/l	ND@0.05	NA	NA	NA	NA	0.00	0.00	1	0	1
Alpha-BHC	ug/l	ND@0.05	NA	NA	NA	NA	0.00	0.00	1	0	1
Beta-BHC	ug/l	ND@0.05	NA	NA	NA	NA	0.00	0.00	1	0	1
Delta-BHC	ug/l	ND@0.05	NA	NA	NA	NA	0.00	0.00	1	0	1
Gamma-BHC	ug/l	ND@0.05	NA	NA	NA	NA	0.00	0.00	1	0	1
Chlordane	ug/l	ND@0.1	NA	NA	NA	NA	0.00	0.00	1	0	1
4,4'DDD	ug/l	ND@0.05	NA	NA	NA	NA	0.00	0.00	1	0	1
4,4'DDE	ug/l	ND@0.05	NA	NA	NA	NA	0.00	0.00	1	0	1
4,4'DDT	ug/l	ND@0.05	NA	NA	NA	NA	0.00	0.00	1	0	1
Dieldrin	ug/l	ND@0.05	NA	NA	NA	NA	0.00	0.00	1	0	1
Alpha-Endosulfan	ug/l	ND@0.05	NA	NA	NA	NA	0.00	0.00	1	0	1
Beta-Endosulfan	ug/l	ND@0.05	NA	NA	NA	NA	0.00	0.00	1	0	1
Endosulfan sulfate	ug/l	ND@0.05	NA	NA	NA	NA	0.00	0.00	1	0	1
Endrin	ug/l	ND@0.05	NA	NA	NA	NA	0.00	0.00	1	0	1
Endrin aldehyde	ug/l	ND@0.05	NA	NA	NA	NA	0.00	0.00	1	0	1
Heptachlor	ug/l	ND@0.05	NA	NA	NA	NA	0.00	0.00	1	0	1
Heptachlor epoxide	ug/l	ND@0.05	NA	NA	NA	NA	0.00	0.00	1	0	1
PCB 1016	ug/l	ND@0.1	NA	NA	NA	NA	0.00	0.00	1	0	1
PCB 1221	ug/l	ND@0.1	NA	NA	NA	NA	0.00	0.00	1	0	1
PCB 1232	ug/l	ND@0.1	NA	NA	NA	NA	0.00	0.00	1	0	1
PCB 1242	ug/l	ND@0.1	NA	NA	NA	NA	0.00	0.00	1	0	1
PCB 1248	ug/l	ND@0.1	NA	NA	NA	NA	0.00	0.00	1	0	1
PCB 1254	ug/l	ND@0.1	NA	NA	NA	NA	0.00	0.00	1	0	1
PCB 1260	ug/l	ND@0.1	NA	NA	NA	NA	0.00	0.00	1	0	1
Toxaphene	ug/l	ND@0.1	NA	NA	NA	NA	0.00	0.00	1	0	1

IBM POUGHKEEPSIE - GROUNDWATER MONITORING PROGRAM
WELL NO. A27S

WELL		A27S					
DATE		09/07/88	---------- 1980 - 3rd Qrtr 1988 ----------				
LAB ID		68231007			NO.	NO.	NO.
LAB		ENVIRO.	MAX	MIN	PTS.	BMRL	N.D.
PARAMETER	UNIT						
1) VOLATILE ORGANIC COMPOUNDS							
Bromodichloromethane	ug/l	ND@1.0	0.00	0.00	4	0	4
Bromoform	ug/l	ND@1.0	0.00	0.00	4	0	4
Bromomethane	ug/l	ND@1.0	0.00	0.00	4	0	4
Carbon tetrachloride	ug/l	ND@1.0	0.00	0.00	4	0	4
Chlorobenzene	ug/l	ND@1.0	0.00	0.00	4	0	4
Chloroethane	ug/l	ND@1.0	0.00	0.00	4	0	4
2-Chloroethylvinyl ether	ug/l	ND@1.0	0.00	0.00	4	0	4
Chloroform	ug/l	ND@1.0	0.00	0.00	4	0	4
Chloromethane	ug/l	ND@1.0	0.00	0.00	4	0	4
Dibromochloromethane	ug/l	ND@1.0	0.00	0.00	4	0	4
1,2-dichlorobenzene	ug/l	ND@1.0	0.00	0.00	4	0	4
1,3-dichlorobenzene	ug/l	ND@1.0	0.00	0.00	4	0	4
1,4-dichlorobenzene	ug/l	ND@1.0	0.00	0.00	4	0	4
Dichlorodifluoromethane	ug/l	ND@1.0	0.00	0.00	3	0	3
1,1-Dichloroethane	ug/l	70	70.00	0.00	4	0	1
1,2-Dichloroethane	ug/l	ND@1.0	0.00	0.00	4	0	4
1,1-Dichloroethylene	ug/l	ND@1.0	0.00	0.00	4	0	4
1,2-Trans-dichloroethylene	ug/l	ND@1.0	0.00	0.00	4	0	4
1,2-Dichloropropane	ug/l	ND@1.0	0.00	0.00	4	0	4
cis-1,3-Dichloropropene	ug/l	ND@1.0	0.00	0.00	2	0	2
trans-1,3-Dichloropropene	ug/l	ND@1.0	0.00	0.00	2	0	2
Methylene chloride	ug/l	ND@1.0	0.00	0.00	4	0	4
1,1,2,2-Tetrachloroethane	ug/l	ND@1.0	0.00	0.00	4	0	4
Tetrachloroethylene	ug/l	ND@1.0	0.00	0.00	4	0	4
1,1,2,-trichloro-1,2,2,trifluoroethane	ug/l	ND@1.0	0.00	0.00	2	0	2
1,1,1-Trichloroethane	ug/l	ND@1.0	4.00	0.00	4	0	3
1,1,2-Trichloroethane	ug/l	ND@1.0	0.00	0.00	4	0	4
Trichloroethylene	ug/l	ND@1.0	0.00	0.00	4	0	4
Trichlorofluoromethane	ug/l	ND@1.0	0.00	0.00	4	0	4
Vinyl chloride	ug/l	ND@1.0	0.00	0.00	4	0	4

IBM POUGHKEEPSIE - GROUNDWATER MONITORING PROGRAM
WELL NO. A28S

WELL		A28S	A28S	A28S	A28S	A28S	A28S	A28S	A28S	A28S	A28S	A28S	A28S	A28S
DATE		02/03/88	02/05/88	02/25/88	03/10/88	04/19/88	05/26/88	06/13/88	06/13/88	07/12/88	08/16/88	08/16/88	09/07/88	09/13/
LAB ID		61705001	88GW5442	62332005	62739004	63949010	88GW0311	65496006	88GW0659	66403004	67540003	88GW1840	68231011	68445(
LAB		ENVIRO.	NANCO	ENVIRO.	ENVIRO.	ENVIRO.	NANCO	ENVIRO.	NANCO	ENVIRO.	ENVIRO.	NANCO	ENVIRO.	ENVIRC
PARAMETER	UNIT													
1) VOLATILE ORGANIC COMPOUNDS														
Bromodichloromethane	ug/l	NA	NA	NA	NA	NA	NA	NA	NA	NA	NA	NA	ND@1.0	NA
Bromoform	ug/l	NA	NA	NA	NA	NA	NA	NA	NA	NA	NA	NA	ND@1.0	NA
Bromomethane	ug/l	NA	NA	NA	NA	NA	NA	NA	NA	NA	NA	NA	ND@1.0	NA
Carbon tetrachloride	ug/l	NA	NA	NA	NA	NA	NA	NA	NA	NA	NA	NA	ND@1.0	NA
Chlorobenzene	ug/l	NA	NA	NA	NA	NA	NA	NA	NA	NA	NA	NA	ND@1.0	NA
Chloroethane	ug/l	NA	NA	NA	NA	NA	NA	NA	NA	NA	NA	NA	ND@1.0	NA
2-Chloroethylvinyl ether	ug/l	NA	NA	NA	NA	NA	NA	NA	NA	NA	NA	NA	ND@1.0	NA
Chloroform	ug/l	NA	NA	NA	NA	NA	NA	NA	NA	NA	NA	NA	ND@1.0	NA
Chloromethane	ug/l	NA	NA	NA	NA	NA	NA	NA	NA	NA	NA	NA	ND@1.0	NA
Dibromochloromethane	ug/l	NA	NA	NA	NA	NA	NA	NA	NA	NA	NA	NA	ND@1.0	NA
1,2-dichlorobenzene	ug/l	NA	NA	NA	NA	NA	NA	NA	NA	NA	NA	NA	ND@1.0	NA
1,3-dichlorobenzene	ug/l	NA	NA	NA	NA	NA	NA	NA	NA	NA	NA	NA	ND@1.0	NA
1,4-dichlorobenzene	ug/l	NA	NA	NA	NA	NA	NA	NA	NA	NA	NA	NA	ND@1.0	NA
Dichlorodifluoromethane	ug/l	NA	NA	NA	NA	NA	NA	NA	NA	NA	NA	NA	ND@1.0	NA
1,1-Dichloroethane	ug/l	NA	NA	NA	NA	NA	NA	NA	NA	NA	NA	NA	21	NA
1,2-Dichloroethane	ug/l	NA	NA	NA	NA	NA	NA	NA	NA	NA	NA	NA	ND@1.0	NA
1,1-Dichloroethylene	ug/l	NA	NA	NA	NA	NA	NA	NA	NA	NA	NA	NA	ND@1.0	NA
1,2-Trans-dichloroethylene	ug/l	NA	NA	NA	NA	NA	NA	NA	NA	NA	NA	NA	ND@1.0	NA
1,2-Dichloropropane	ug/l	NA	NA	NA	NA	NA	NA	NA	NA	NA	NA	NA	ND@1.0	NA
cis-1,3-Dichloropropene	ug/l	NA	NA	NA	NA	NA	NA	NA	NA	NA	NA	NA	ND@1.0	NA
trans-1,3-Dichloropropene	ug/l	NA	NA	NA	NA	NA	NA	NA	NA	NA	NA	NA	ND@1.0	NA
Methylene chloride	ug/l	NA	NA	NA	NA	NA	NA	NA	NA	NA	NA	NA	ND@1.0	NA
1,1,2,2-Tetrachloroethane	ug/l	NA	NA	NA	NA	NA	NA	NA	NA	NA	NA	NA	ND@1.0	NA
Tetrachloroethylene	ug/l	NA	NA	NA	NA	NA	NA	NA	NA	NA	NA	NA	ND@1.0	NA
1,1,2,-trichloro-1,2,2,trifluoroethane	ug/l	NA	NA	NA	NA	NA	NA	NA	NA	NA	NA	NA	ND@1.0	NA
1,1,1-Trichloroethane	ug/l	NA	NA	NA	NA	NA	NA	NA	NA	NA	NA	NA	ND@1.0	NA
1,1,2-Trichloroethane	ug/l	NA	NA	NA	NA	NA	NA	NA	NA	NA	NA	NA	ND@1.0	NA
Trichloroethylene	ug/l	NA	NA	NA	NA	NA	NA	NA	NA	NA	NA	NA	ND@1.0	NA
Trichlorofluoromethane	ug/l	NA	NA	NA	NA	NA	NA	NA	NA	NA	NA	NA	ND@1.0	NA
Vinyl chloride	ug/l	NA	NA	NA	NA	NA	NA	NA	NA	NA	NA	NA	ND@1.0	NA
7) OIL AND GREASE														
Fuel Oil #1	ul/l	ND@0.1	NA	ND@0.1	ND@0.1	ND@0.1	NA	ND@0.1	NA	ND@0.1	ND@0.1	NA	NA	ND@0.1
Fuel Oil #2	ul/l	ND@0.1	ND@0.1	ND@0.1	ND@0.1	ND@0.1	ND@0.1	ND@0.1	ND@0.1	ND@0.1	ND@0.1	ND@0.1	NA	ND@0.1
Fuel Oil #3	ul/l	ND@0.1	NA	ND@0.1	ND@0.1	ND@0.1	NA	ND@0.1	NA	ND@0.1	ND@0.1	NA	NA	ND@0.1
Fuel Oil #4	ul/l	ND@0.1	ND@0.1	ND@0.1	ND@0.1	ND@0.1	ND@0.1	ND@0.1	ND@0.1	ND@0.1	ND@0.1	ND@0.1	NA	ND@0.1
Fuel Oil #5	ul/l	ND@0.1	NA	ND@0.1	ND@0.1	ND@0.1	NA	ND@0.1	NA	ND@0.1	ND@0.1	NA	NA	ND@0.1
Fuel Oil #6	ul/l	ND@0.1	ND@0.1	ND@0.1	ND@0.1	ND@0.1	ND@0.1	ND@0.1	ND@0.1	ND@0.1	ND@0.1	ND@0.1	NA	ND@0.1
Oil & Grease	mg/l	2.2	ND@1.0	1.8	0.6	ND@0.5	ND@1	ND@0.5	3	ND@0.5	1.0	ND@1.0	NA	ND@0.5

IBM POUGHKEEPSIE - GROUNDWATER MONITORING PROGRAM
WELL NO. A28S

WELL		A28S	A28S	A28S					
DATE		10/20/88	11/11/88	12/06/88	1980 - 3rd Qrtr 1988				
LAB ID		69678005	704228003	71038003			NO.	NO.	NO.
LAB		ENVIRO.	ENVIRO.	ENVIRO.	MAX	MIN	PTS.	BMRL	N.D.
PARAMETER	UNIT								
1) VOLATILE ORGANIC COMPOUNDS									
Bromodichloromethane	ug/l	NA	NA	NA	0.00	0.00	6	0	6
Bromoform	ug/l	NA	NA	NA	0.00	0.00	6	0	6
Bromomethane	ug/l	NA	NA	NA	0.00	0.00	6	0	6
Carbon tetrachloride	ug/l	NA	NA	NA	0.00	0.00	6	0	6
Chlorobenzene	ug/l	NA	NA	NA	0.00	0.00	6	0	6
Chloroethane	ug/l	NA	NA	NA	0.00	0.00	6	0	6
2-Chloroethylvinyl ether	ug/l	NA	NA	NA	0.00	0.00	6	0	6
Chloroform	ug/l	NA	NA	NA	0.00	0.00	6	0	6
Chloromethane	ug/l	NA	NA	NA	0.00	0.00	6	0	6
Dibromochloromethane	ug/l	NA	NA	NA	0.00	0.00	6	0	6
1,2-dichlorobenzene	ug/l	NA	NA	NA	0.00	0.00	6	0	6
1,3-dichlorobenzene	ug/l	NA	NA	NA	0.00	0.00	6	0	6
1,4-dichlorobenzene	ug/l	NA	NA	NA	0.00	0.00	6	0	6
Dichlorodifluoromethane	ug/l	NA	NA	NA	0.00	0.00	5	0	5
1,1-Dichloroethane	ug/l	NA	NA	NA	117.00	12.00	6	0	0
1,2-Dichloroethane	ug/l	NA	NA	NA	0.00	0.00	6	0	6
1,1-Dichloroethylene	ug/l	NA	NA	NA	0.00	0.00	6	0	6
1,2-Trans-dichloroethylene	ug/l	NA	NA	NA	0.00	0.00	6	0	6
1,2-Dichloropropane	ug/l	NA	NA	NA	0.00	0.00	6	0	6
cis-1,3-Dichloropropene	ug/l	NA	NA	NA	0.00	0.00	4	0	4
trans-1,3-Dichloropropene	ug/l	NA	NA	NA	0.00	0.00	4	0	4
Methylene chloride	ug/l	NA	NA	NA	0.00	0.00	6	0	6
1,1,2,2-Tetrachloroethane	ug/l	NA	NA	NA	0.00	0.00	6	0	6
Tetrachloroethylene	ug/l	NA	NA	NA	2.00	0.00	6	0	5
1,1,2,-trichloro-1,2,2,trifluoroethane	ug/l	NA	NA	NA	0.00	0.00	2	0	2
1,1,1-Trichloroethane	ug/l	NA	NA	NA	1.00	0.00	6	0	5
1,1,2-Trichloroethane	ug/l	NA	NA	NA	0.00	0.00	6	0	6
Trichloroethylene	ug/l	NA	NA	NA	0.00	0.00	6	0	6
Trichlorofluoromethane	ug/l	NA	NA	NA	0.00	0.00	6	0	6
Vinyl chloride	ug/l	NA	NA	NA	0.00	0.00	6	0	6
7) OIL AND GREASE									
Fuel Oil #1	ul/l	ND@0.1	ND@0.1	ND@0.1	0.00	0.00	14	0	14
Fuel Oil #2	ul/l	ND@0.1	ND@0.1	ND@0.1	0.00	0.00	19	0	19
Fuel Oil #3	ul/l	ND@0.1	ND@0.1	ND@0.1	0.00	0.00	14	0	14
Fuel Oil #4	ul/l	ND@0.1	ND@0.1	ND@0.1	0.00	0.00	19	0	19
Fuel Oil #5	ul/l	ND@0.1	ND@0.1	ND@0.1	0.00	0.00	14	0	14
Fuel Oil #6	ul/l	ND@0.1	ND@0.1	ND@0.1	0.00	0.00	19	0	19
Oil & Grease	mg/l	ND@0.5	2.9	0.5	51.00	0.00	23	0	13

IBM POUGHKEEPSIE - GROUNDWATER MONITORING PROGRAM
WELL NO. A40S

WELL		A40S	A40S	A40S					
DATE		08/26/88	09/07/88	09/20/88	1980 - 3rd Qrtr 1988				
LAB ID		67912005	68231005	68695005			NO.	NO.	NO.
LAB		ENVIRO.	ENVIRO.	ENVIRO.	MAX	MIN	PTS.	BMRL	N.D.
PARAMETER	UNIT								
1) VOLATILE ORGANIC COMPOUNDS									
Benzene	ug/l	ND@1.0	NA	NA	0.00	0.00	1	0	1
Bromodichloromethane	ug/l	ND@1.0	ND@1.0	ND@1.0	0.00	0.00	3	0	3
Bromoform	ug/l	ND@1.0	ND@1.0	ND@1.0	0.00	0.00	3	0	3
Bromomethane	ug/l	ND@1.0	ND@1.0	ND@1.0	0.00	0.00	3	0	3
Carbon tetrachloride	ug/l	ND@1.0	ND@1.0	ND@1.0	0.00	0.00	3	0	3
Chlorobenzene	ug/l	ND@1.0	ND@1.0	ND@1.0	0.00	0.00	3	0	3
Chloroethane	ug/l	ND@1.0	ND@1.0	1.5	1.50	0.00	3	0	2
2-Chloroethylvinyl ether	ug/l	ND@1.0	ND@1.0	ND@1.0	0.00	0.00	3	0	3
Chloroform	ug/l	ND@1.0	ND@1.0	ND@1.0	0.00	0.00	3	0	3
Chloromethane	ug/l	ND@1.0	ND@1.0	ND@1.0	0.00	0.00	3	0	3
Dibromochloromethane	ug/l	ND@1.0	ND@1.0	ND@1.0	0.00	0.00	3	0	3
1,2-dichlorobenzene	ug/l	ND@1.0	ND@1.0	ND@1.0	0.00	0.00	3	0	3
1,3-dichlorobenzene	ug/l	ND@1.0	ND@1.0	ND@1.0	0.00	0.00	3	0	3
1,4-dichlorobenzene	ug/l	ND@1.0	ND@1.0	ND@1.0	0.00	0.00	3	0	3
Dichlorodifluoromethane	ug/l	NA	ND@1.0	ND@1.0	0.00	0.00	2	0	2
1,1-Dichloroethane	ug/l	87	51	71	87.00	51.00	3	0	0
1,2-Dichloroethane	ug/l	ND@1.0	ND@1.0	ND@1.0	0.00	0.00	3	0	3
1,1-Dichloroethylene	ug/l	ND@1.0	ND@1.0	ND@1.0	0.00	0.00	3	0	3
1,2-Trans-dichloroethylene	ug/l	15	19	23	23.00	15.00	3	0	0
1,2-Dichloropropane	ug/l	ND@1.0	ND@1.0	ND@1.0	0.00	0.00	3	0	3
cis-1,3-Dichloropropene	ug/l	ND@1.0	ND@1.0	ND@1.0	0.00	0.00	3	0	3
trans-1,3-Dichloropropene	ug/l	ND@1.0	ND@1.0	ND@1.0	0.00	0.00	3	0	3
Ethylbenzene	ug/l	ND@1.0	NA	NA	0.00	0.00	1	0	1
Methylene chloride	ug/l	ND@1.0	ND@1.0	ND@1.0	0.00	0.00	3	0	3
1,1,2,2-Tetrachloroethane	ug/l	ND@1.0	ND@1.0	ND@1.0	0.00	0.00	3	0	3
Tetrachloroethylene	ug/l	ND@1.0	1.1	ND@1.0	1.10	0.00	3	0	2
Toluene	ug/l	11	NA	NA	11.00	11.00	1	0	0
1,1,2,-trichloro-1,2,2,trifluoroethane	ug/l	ND@1.0	ND@1.0	ND@1.0	0.00	0.00	3	0	3
1,1,1-Trichloroethane	ug/l	ND@1.0	ND@1.0	ND@1.0	0.00	0.00	3	0	3
1,1,2-Trichloroethane	ug/l	ND@1.0	ND@1.0	ND@1.0	0.00	0.00	3	0	3
Trichloroethylene	ug/l	ND@1.0	ND@1.0	ND@1.0	0.00	0.00	3	0	3
Trichlorofluoromethane	ug/l	ND@1.0	ND@1.0	ND@1.0	0.00	0.00	3	0	3
Vinyl chloride	ug/l	ND@1.0	ND@1.0	ND@1.0	0.00	0.00	3	0	3
Xylenes, Total	ug/l	ND@1.0	NA	NA	0.00	0.00	1	0	1
7) OIL AND GREASE									
Fuel Oil #1	ul/l	ND@0.1	NA	NA	0.00	0.00	1	0	1
Fuel Oil #2	ul/l	ND@0.1	NA	NA	0.00	0.00	1	0	1
Fuel Oil #3	ul/l	ND@0.1	NA	NA	0.00	0.00	1	0	1
Fuel Oil #4	ul/l	ND@0.1	NA	NA	0.00	0.00	1	0	1
Fuel Oil #5	ul/l	ND@0.1	NA	NA	0.00	0.00	1	0	1
Fuel Oil #6	ul/l	ND@0.1	NA	NA	0.00	0.00	1	0	1
Oil & Grease	mg/l	ND@0.5	NA	NA	0.00	0.00	1	0	1

IBM POUGHKEEPSIE - GROUNDWATER MONITORING PROGRAM
WELL NO. A41S

WELL		A41S	A41S	A41S					
DATE		08/26/88	09/07/88	09/20/88	1980 - 3rd Qrtr 1988				
LAB ID		67912004	68231004	68695001			NO.	NO.	NO.
LAB		ENVIRO.	ENVIRO.	ENVIRO.	MAX	MIN	PTS.	BMRL	N.D.
PARAMETER	UNIT								
1) VOLATILE ORGANIC COMPOUNDS									
Benzene	ug/l	ND@1.0	NA	NA	0.00	0.00	1	0	1
Bromodichloromethane	ug/l	ND@1.0	ND@1.0	ND@1.0	0.00	0.00	3	0	3
Bromoform	ug/l	ND@1.0	ND@1.0	ND@1.0	0.00	0.00	3	0	3
Bromomethane	ug/l	ND@1.0	ND@1.0	ND@1.0	0.00	0.00	3	0	3
Carbon tetrachloride	ug/l	ND@1.0	ND@1.0	ND@1.0	0.00	0.00	3	0	3
Chlorobenzene	ug/l	ND@1.0	ND@1.0	ND@1.0	0.00	0.00	3	0	3
Chloroethane	ug/l	ND@1.0	ND@1.0	ND@1.0	0.00	0.00	3	0	3
2-Chloroethylvinyl ether	ug/l	ND@1.0	ND@1.0	ND@1.0	0.00	0.00	3	0	3
Chloroform	ug/l	ND@1.0	ND@1.0	ND@1.0	0.00	0.00	3	0	3
Chloromethane	ug/l	ND@1.0	ND@1.0	ND@1.0	0.00	0.00	3	0	3
Dibromochloromethane	ug/l	ND@1.0	ND@1.0	ND@1.0	0.00	0.00	3	0	3
1,2-dichlorobenzene	ug/l	ND@1.0	ND@1.0	ND@1.0	0.00	0.00	3	0	3
1,3-dichlorobenzene	ug/l	ND@1.0	ND@1.0	ND@1.0	0.00	0.00	3	0	3
1,4-dichlorobenzene	ug/l	ND@1.0	ND@1.0	ND@1.0	0.00	0.00	3	0	3
Dichlorodifluoromethane	ug/l	NA	ND@1.0	ND@1.0	0.00	0.00	2	0	2
1,1-Dichloroethane	ug/l	ND@1.0	1.2	ND@1.0	1.20	0.00	3	0	2
1,2-Dichloroethane	ug/l	ND@1.0	ND@1.0	ND@1.0	0.00	0.00	3	0	3
1,1-Dichloroethylene	ug/l	ND@1.0	ND@1.0	ND@1.0	0.00	0.00	3	0	3
1,2-Trans-dichloroethylene	ug/l	ND@1.0	ND@1.0	ND@1.0	0.00	0.00	3	0	3
1,2-Dichloropropane	ug/l	ND@1.0	ND@1.0	ND@1.0	0.00	0.00	3	0	3
cis-1,3-Dichloropropene	ug/l	ND@1.0	ND@1.0	ND@1.0	0.00	0.00	3	0	3
trans-1,3-Dichloropropene	ug/l	ND@1.0	ND@1.0	ND@1.0	0.00	0.00	3	0	3
Ethylbenzene	ug/l	ND@1.0	NA	NA	0.00	0.00	1	0	1
Methylene chloride	ug/l	ND@1.0	ND@1.0	ND@1.0	0.00	0.00	3	0	3
1,1,2,2-Tetrachloroethane	ug/l	ND@1.0	ND@1.0	ND@1.0	0.00	0.00	3	0	3
Tetrachloroethylene	ug/l	ND@1.0	ND@1.0	ND@1.0	0.00	0.00	3	0	3
Toluene	ug/l	ND@1.0	NA	NA	0.00	0.00	1	0	1
1,1,2,-trichloro-1,2,2,trifluoroethane	ug/l	ND@1.0	ND@1.0	ND@1.0	0.00	0.00	3	0	3
1,1,1-Trichloroethane	ug/l	ND@1.0	1.6	ND@1.0	1.60	0.00	3	0	2
1,1,2-Trichloroethane	ug/l	ND@1.0	ND@1.0	ND@1.0	0.00	0.00	3	0	3
Trichloroethylene	ug/l	ND@1.0	ND@1.0	ND@1.0	0.00	0.00	3	0	3
Trichlorofluoromethane	ug/l	ND@1.0	ND@1.0	ND@1.0	0.00	0.00	3	0	3
Vinyl chloride	ug/l	ND@1.0	ND@1.0	ND@1.0	0.00	0.00	3	0	3
Xylenes, Total	ug/l	ND@1.0	NA	NA	0.00	0.00	1	0	1
7) OIL AND GREASE									
Fuel Oil #1	ul/l	ND@0.1	NA	NA	0.00	0.00	1	0	1
Fuel Oil #2	ul/l	ND@0.1	NA	NA	0.00	0.00	1	0	1
Fuel Oil #3	ul/l	ND@0.1	NA	NA	0.00	0.00	1	0	1
Fuel Oil #4	ul/l	ND@0.1	NA	NA	0.00	0.00	1	0	1
Fuel Oil #5	ul/l	ND@0.1	NA	NA	0.00	0.00	1	0	1
Fuel Oil #6	ul/l	ND@0.1	NA	NA	0.00	0.00	1	0	1
Oil & Grease	mg/l	ND@0.5	NA	NA	0.00	0.00	1	0	1

IBM POUGHKEEPSIE - GROUNDWATER MONITORING PROGRAM
WELL NO. A42S

WELL		A42S	A42S	A42S	A42S	A42S					
DATE		08/26/88	09/07/88	09/14/88	09/14/88	09/20/88	---------- 1980 - 3rd Qrtr 1988 ----------				
LAB ID		67912003	68231003	68523001	68523001	68695002			NO.	NO.	NO.
LAB		ENVIRO.	ENVIRO.	ENVIRO.	ENVIRO.	ENVIRO.	MAX	MIN	PTS.	BMRL	N.D.
PARAMETER	UNIT										
1) VOLATILE ORGANIC COMPOUNDS											
Acrolein	ug/l	NA	NA	ND@1000	NA	NA	0.00	0.00	1	0	1
Acrylonitrile	ug/l	NA	NA	ND@1000	NA	NA	0.00	0.00	1	0	1
Benzene	ug/l	ND@10	NA	ND@50	NA	NA	0.00	0.00	2	0	2
Bromodichloromethane	ug/l	ND@10	ND@10	ND@50	NA	ND@10	0.00	0.00	4	0	4
Bromoform	ug/l	ND@10	ND@10	ND@50	NA	ND@10	0.00	0.00	4	0	4
Bromomethane	ug/l	ND@10	ND@10	ND@50	NA	ND@10	0.00	0.00	4	0	4
Carbon tetrachloride	ug/l	ND@10	ND@10	ND@50	NA	ND@10	0.00	0.00	4	0	4
Chlorobenzene	ug/l	ND@10	ND@10	ND@50	NA	ND@10	0.00	0.00	4	0	4
Chloroethane	ug/l	43	ND@10	ND@50	NA	ND@10	43.00	0.00	4	0	3
2-Chloroethylvinyl ether	ug/l	ND@10	ND@10	ND@50	NA	ND@10	0.00	0.00	4	0	4
Chloroform	ug/l	ND@10	15	ND@50	NA	33	33.00	0.00	4	0	2
Chloromethane	ug/l	ND@10	ND@10	ND@50	NA	ND@10	0.00	0.00	4	0	4
Dibromochloromethane	ug/l	ND@10	ND@10	ND@50	NA	ND@10	0.00	0.00	4	0	4
1,2-dichlorobenzene	ug/l	ND@10	ND@10	ND@50	ND@10	ND@10	0.00	0.00	5	0	5
1,3-dichlorobenzene	ug/l	ND@10	ND@10	ND@50	ND@10	ND@10	0.00	0.00	5	0	5
1,4-dichlorobenzene	ug/l	ND@10	ND@10	ND@50	ND@10	ND@10	0.00	0.00	5	0	5
Dichlorodifluoromethane	ug/l	NA	ND@10	NA	NA	ND@10	0.00	0.00	2	0	2
1,1-Dichloroethane	ug/l	610	510	790	NA	590	790.00	510.00	4	0	0
1,2-Dichloroethane	ug/l	ND@10	ND@10	ND@50	NA	ND@10	0.00	0.00	4	0	4
1,1-Dichloroethylene	ug/l	ND@10	ND@10	ND@50	NA	ND@10	0.00	0.00	4	0	4
1,2-Trans-dichloroethylene	ug/l	74	59	52	NA	49	74.00	49.00	4	0	0
1,2-Dichloropropane	ug/l	ND@10	ND@10	ND@50	NA	ND@10	0.00	0.00	4	0	4
cis-1,3-Dichloropropene	ug/l	ND@10	ND@10	ND@50	NA	ND@10	0.00	0.00	4	0	4
trans-1,3-Dichloropropene	ug/l	ND@10	ND@10	ND@50	NA	ND@10	0.00	0.00	4	0	4
Ethylbenzene	ug/l	ND@10	NA	ND@50	NA	NA	0.00	0.00	2	0	2
Methylene chloride	ug/l	ND@10	ND@10	21	NA	ND@10	21.00	0.00	4	0	3
1,1,2,2-Tetrachloroethane	ug/l	ND@10	ND@10	ND@50	NA	ND@10	0.00	0.00	4	0	4
Tetrachloroethylene	ug/l	ND@10	ND@10	ND@50	NA	ND@10	0.00	0.00	4	0	4
Toluene	ug/l	39	NA	51	NA	NA	51.00	39.00	2	0	0
1,1,2,-trichloro-1,2,2,trifluoroethane	ug/l	ND@10	ND@10	NA	NA	ND@10	0.00	0.00	3	0	3
1,1,1-Trichloroethane	ug/l	ND@10	ND@10	ND@50	NA	ND@10	0.00	0.00	4	0	4
1,1,2-Trichloroethane	ug/l	ND@10	ND@10	ND@50	NA	ND@10	0.00	0.00	4	0	4
Trichloroethylene	ug/l	ND@10	ND@10	ND@50	NA	ND@10	0.00	0.00	4	0	4
Trichlorofluoromethane	ug/l	ND@10	ND@10	ND@50	NA	ND@10	0.00	0.00	4	0	4
Vinyl chloride	ug/l	23	ND@10	ND@50	NA	ND@10	23.00	0.00	4	0	3
Xylenes, Total	ug/l	52	NA	ND@50	NA	NA	52.00	0.00	2	0	1
2) METALS											
Antimony (Sb)	mg/l	NA	NA	ND@0.060	NA	NA	0.00	0.00	1	0	1
Arsenic (As)	mg/l	NA	NA	0.050	NA	NA	0.05	0.05	1	0	0
Beryllium (Be)	mg/l	NA	NA	ND@0.005	NA	NA	0.00	0.00	1	0	1
Cadmium (Cd)	mg/l	NA	NA	ND@0.002	NA	NA	0.00	0.00	1	0	1
Chromium (Cr)	mg/l	NA	NA	0.03	NA	NA	0.03	0.03	1	0	0
Copper (Cu)	mg/l	NA	NA	ND@0.05	NA	NA	0.00	0.00	1	0	1
Lead (Pb)	mg/l	NA	NA	ND@0.005	NA	NA	0.00	0.00	1	0	1
Mercury (Hg)	mg/l	NA	NA	ND@0.0004	NA	NA	0.00	0.00	1	0	1
Nickel (Ni)	mg/l	NA	NA	ND@0.05	NA	NA	0.00	0.00	1	0	1

IBM POUGHKEEPSIE - GROUNDWATER MONITORING PROGRAM
WELL NO. A43S

WELL		A43S	A43S	A43S					
DATE		08/26/88	09/07/88	09/20/88	---------- 1980 - 3rd Qrtr 1988 ----------				
LAB ID		67912002	682321002	68695003			NO.	NO.	NO.
LAB		ENVIRO.	ENVIRO.	ENVIRO.	MAX	MIN	PTS.	BMRL	N.D.
PARAMETER	UNIT								
1) VOLATILE ORGANIC COMPOUNDS									
Benzene	ug/l	ND@1.0	NA	NA	0.00	0.00	1	0	1
Bromodichloromethane	ug/l	ND@1.0	ND@1.0	ND@1.0	0.00	0.00	3	0	3
Bromoform	ug/l	ND@1.0	ND@1.0	ND@1.0	0.00	0.00	3	0	3
Bromomethane	ug/l	ND@1.0	ND@1.0	ND@1.0	0.00	0.00	3	0	3
Carbon tetrachloride	ug/l	ND@1.0	ND@1.0	ND@1.0	0.00	0.00	3	0	3
Chlorobenzene	ug/l	ND@1.0	ND@1.0	ND@1.0	0.00	0.00	3	0	3
Chloroethane	ug/l	2.3	7.7	ND@1.0	7.70	0.00	3	0	1
2-Chloroethylvinyl ether	ug/l	ND@1.0	ND@1.0	ND@1.0	0.00	0.00	3	0	3
Chloroform	ug/l	ND@1.0	ND@1.0	ND@1.0	0.00	0.00	3	0	3
Chloromethane	ug/l	ND@1.0	ND@1.0	ND@1.0	0.00	0.00	3	0	3
Dibromochloromethane	ug/l	ND@1.0	ND@1.0	ND@1.0	0.00	0.00	3	0	3
1,2-dichlorobenzene	ug/l	ND@1.0	ND@1.0	ND@1.0	0.00	0.00	3	0	3
1,3-dichlorobenzene	ug/l	ND@1.0	ND@1.0	ND@1.0	0.00	0.00	3	0	3
1,4-dichlorobenzene	ug/l	ND@1.0	ND@1.0	ND@1.0	0.00	0.00	3	0	3
Dichlorodifluoromethane	ug/l	NA	ND@1.0	ND@1.0	0.00	0.00	2	0	2
1,1-Dichloroethane	ug/l	84	84	73	84.00	73.00	3	0	0
1,2-Dichloroethane	ug/l	ND@1.0	ND@1.0	ND@1.0	0.00	0.00	3	0	3
1,1-Dichloroethylene	ug/l	ND@1.0	ND@1.0	ND@1.0	0.00	0.00	3	0	3
1,2-Trans-dichloroethylene	ug/l	NO@1.0	ND@1.0	ND@1.0	0.00	0.00	3	0	3
1,2-Dichloropropane	ug/l	ND@1.0	ND@1.0	ND@1.0	0.00	0.00	3	0	3
cis-1,3-Dichloropropene	ug/l	ND@1.0	ND@1.0	ND@1.0	0.00	0.00	3	0	3
trans-1,3-Dichloropropene	ug/l	ND@1.0	NO@1.0	ND@1.0	0.00	0.00	3	0	3
Ethylbenzene	ug/l	ND@1.0	NA	NA	0.00	0.00	1	0	1
Methylene chloride	ug/l	ND@1.0	ND@1.0	ND@1.0	0.00	0.00	3	0	3
1,1,2,2-Tetrachloroethane	ug/l	ND@1.0	ND@1.0	ND@1.0	0.00	0.00	3	0	3
Tetrachloroethylene	ug/l	ND@1.0	ND@1.0	ND@1.0	0.00	0.00	3	0	3
Toluene	ug/l	ND@1.0	NA	NA	0.00	0.00	1	0	1
1,1,2,-trichloro-1,2,2,trifluoroethane	ug/l	ND@1.0	ND@1.0	ND@1.0	0.00	0.00	3	0	3
1,1,1-Trichloroethane	ug/l	ND@1.0	ND@1.0	ND@1.0	0.00	0.00	3	0	3
1,1,2-Trichloroethane	ug/l	ND@1.0	ND@1.0	ND@1.0	0.00	0.00	3	0	3
Trichloroethylene	ug/l	ND@1.0	ND@1.0	ND@1.0	0.00	0.00	3	0	3
Trichlorofluoromethane	ug/l	ND@1.0	ND@1.0	ND@1.0	0.00	0.00	3	0	3
Vinyl chloride	ug/l	ND@1.0	ND@1.0	ND@1.0	0.00	0.00	3	0	3
Xylenes, Total	ug/l	ND@1.0	NA	NA	0.00	0.00	1	0	1
7) OIL AND GREASE									
Fuel Oil #1	ul/l	ND@1.0	NA	NA	0.00	0.00	1	0	1
Fuel Oil #2	ul/l	ND@1.0	NA	NA	0.00	0.00	1	0	1
Fuel Oil #3	ul/l	ND@1.0	NA	NA	0.00	0.00	1	0	1
Fuel Oil #4	ul/l	ND@1.0	NA	NA	0.00	0.00	1	0	1
Fuel Oil #5	ul/l	ND@1.0	NA	NA	0.00	0.00	1	0	1
Fuel Oil #6	ul/l	ND@1.0	NA	NA	0.00	0.00	1	0	1
Oil & Grease	mg/l	1.5	NA	NA	1.50	1.50	1	0	0

IBM POUGHKEEPSIE - GROUNDWATER MONITORING PROGRAM
WELL NO. A44S

WELL		A44S	A44S	A44S					
DATE		08/26/88	09/07/88	09/20/88	1980 - 3rd Qrtr 1988				
LAB ID		67912001	68231001	68695004			NO.	NO.	NO.
LAB		ENVIRO.	ENVIRO.	ENVIRO.	MAX	MIN	PTS.	BMRL	N.D.
PARAMETER	UNIT								
1) VOLATILE ORGANIC COMPOUNDS									
Benzene	ug/l	ND@1.0	NA	NA	0.00	0.00	1	0	1
Bromodichloromethane	ug/l	ND@1.0	ND@1.0	ND@1.0	0.00	0.00	3	0	3
Bromoform	ug/l	ND@1.0	ND@1.0	ND@1.0	0.00	0.00	3	0	3
Bromomethane	ug/l	ND@1.0	ND@1.0	ND@1.0	0.00	0.00	3	0	3
Carbon tetrachloride	ug/l	ND@1.0	ND@1.0	ND@1.0	0.00	0.00	3	0	3
Chlorobenzene	ug/l	ND@1.0	ND@1.0	ND@1.0	0.00	0.00	3	0	3
Chloroethane	ug/l	ND@1.0	ND@1.0	ND@1.0	0.00	0.00	3	0	3
2-Chloroethylvinyl ether	ug/l	ND@1.0	ND@1.0	ND@1.0	0.00	0.00	3	0	3
Chloroform	ug/l	ND@1.0	ND@1.0	ND@1.0	0.00	0.00	3	0	3
Chloromethane	ug/l	ND@1.0	ND@1.0	ND@1.0	0.00	0.00	3	0	3
Dibromochloromethane	ug/l	ND@1.0	ND@1.0	ND@1.0	0.00	0.00	3	0	3
1,2-dichlorobenzene	ug/l	ND@1.0	ND@1.0	ND@1.0	0.00	0.00	3	0	3
1,3-dichlorobenzene	ug/l	ND@1.0	ND@1.0	ND@1.0	0.00	0.00	3	0	3
1,4-dichlorobenzene	ug/l	ND@1.0	ND@1.0	ND@1.0	0.00	0.00	3	0	3
Dichlorodifluoromethane	ug/l	NA	ND@1.0	ND@1.0	0.00	0.00	2	0	2
1,1-Dichloroethane	ug/l	13	9.9	3.7	13.00	3.70	3	0	0
1,2-Dichloroethane	ug/l	ND@1.0	ND@1.0	ND@1.0	0.00	0.00	3	0	3
1,1-Dichloroethylene	ug/l	ND@1.0	ND@1.0	ND@1.0	0.00	0.00	3	0	3
1,2-Trans-dichloroethylene	ug/l	ND@1.0	ND@1.0	ND@1.0	0.00	0.00	3	0	3
1,2-Dichloropropane	ug/l	ND@1.0	ND@1.0	ND@1.0	0.00	0.00	3	0	3
cis-1,3-Dichloropropene	ug/l	ND@1.0	ND@1.0	ND@1.0	0.00	0.00	3	0	3
trans-1,3-Dichloropropene	ug/l	ND@1.0	ND@1.0	ND@1.0	0.00	0.00	3	0	3
Ethylbenzene	ug/l	ND@1.0	NA	NA	0.00	0.00	1	0	1
Methylene chloride	ug/l	ND@1.0	ND@1.0	ND@1.0	0.00	0.00	3	0	3
1,1,2,2-Tetrachloroethane	ug/l	ND@1.0	ND@1.0	ND@1.0	0.00	0.00	3	0	3
Tetrachloroethylene	ug/l	ND@1.0	ND@1.0	ND@1.0	0.00	0.00	3	0	3
Toluene	ug/l	ND@1.0	NA	NA	0.00	0.00	1	0	1
1,1,2,-trichloro-1,2,2,trifluoroethane	ug/l	ND@1.0	ND@1.0	ND@1.0	0.00	0.00	3	0	3
1,1,1-Trichloroethane	ug/l	ND@1.0	ND@1.0	ND@1.0	0.00	0.00	3	0	3
1,1,2-Trichloroethane	ug/l	ND@1.0	ND@1.0	ND@1.0	0.00	0.00	3	0	3
Trichloroethylene	ug/l	ND@1.0	ND@1.0	ND@1.0	0.00	0.00	3	0	3
Trichlorofluoromethane	ug/l	ND@1.0	ND@1.0	ND@1.0	0.00	0.00	3	0	3
Vinyl chloride	ug/l	ND@1.0	ND@1.0	ND@1.0	0.00	0.00	3	0	3
Xylenes, Total	ug/l	ND@1.0	NA	NA	0.00	0.00	1	0	1
7) OIL AND GREASE									
Fuel Oil #1	ul/l	ND@0.1	NA	NA	0.00	0.00	1	0	1
Fuel Oil #2	ul/l	ND@0.1	NA	NA	0.00	0.00	1	0	1
Fuel Oil #3	ul/l	ND@0.1	NA	NA	0.00	0.00	1	0	1
Fuel Oil #4	ul/l	ND@0.1	NA	NA	0.00	0.00	1	0	1
Fuel Oil #5	ul/l	ND@0.1	NA	NA	0.00	0.00	1	0	1
Fuel Oil #6	ul/l	ND@0.1	NA	NA	0.00	0.00	1	0	1
Oil & Grease	mg/l	4.0	NA	NA	4.00	4.00	1	0	0

IBM POUGHKEEPSIE - GROUNDWATER MONITORING PROGRAM
MAIN PLANT WELL NO. A45G

WELL		A45G	A45G	A45G	A45G					
DATE		09/01/88	09/01/88	09/13/88	09/20/88	---------- 1980 - 3rd Qrtr 1988 ----------				
LAB ID		68093002	68093002	68445003	68746001			NO.	NO.	NO.
LAB		ENVIRO.	ENVIRO.	ENVIRO.	ENVIRO.	MAX	MIN	PTS.	BMRL	N.D.
PARAMETER	UNIT									
1) VOLATILE ORGANIC COMPOUNDS										
Benzene	ug/l	ND@0.5	NA	NA	NA	0.00	0.00	1	0	1
Bromodichloromethane	ug/l	ND@1.0	NA	ND@1.0	ND@1.0	0.00	0.00	3	0	3
Bromoform	ug/l	ND@1.0	NA	ND@1.0	ND@1.0	0.00	0.00	3	0	3
Bromomethane	ug/l	ND@1.0	NA	ND@1.0	ND@1.0	0.00	0.00	3	0	3
Carbon tetrachloride	ug/l	ND@1.0	NA	ND@1.0	ND@1.0	0.00	0.00	3	0	3
Chlorobenzene	ug/l	ND@0.5	ND@1.0	ND@1.0	ND@1.0	0.00	0.00	4	0	4
Chloroethane	ug/l	ND@1.0	NA	ND@1.0	ND@1.0	0.00	0.00	3	0	3
2-Chloroethylvinyl ether	ug/l	ND@1.0	NA	ND@1.0	ND@1.0	0.00	0.00	3	0	3
Chloroform	ug/l	ND@1.0	NA	ND@1.0	ND@1.0	0.00	0.00	3	0	3
Chloromethane	ug/l	ND@1.0	NA	ND@1.0	ND@1.0	0.00	0.00	3	0	3
Dibromochloromethane	ug/l	ND@1.0	NA	ND@1.0	ND@1.0	0.00	0.00	3	0	3
1,2-dichlorobenzene	ug/l	ND@0.5	ND@1.0	ND@1.0	ND@1.0	0.00	0.00	4	0	4
1,3-dichlorobenzene	ug/l	ND@0.5	ND@1.0	ND@1.0	ND@1.0	0.00	0.00	4	0	4
1,4-dichlorobenzene	ug/l	ND@0.5	ND@1.0	ND@1.0	ND@1.0	0.00	0.00	4	0	4
Dichlorodifluoromethane	ug/l	ND@1.0	NA	ND@1.0	ND@1.0	0.00	0.00	3	0	3
1,1-Dichloroethane	ug/l	ND@1.0	NA	ND@1.0	ND@1.0	0.00	0.00	3	0	3
1,2-Dichloroethane	ug/l	ND@1.0	NA	ND@1.0	ND@1.0	0.00	0.00	3	0	3
1,1-Dichloroethylene	ug/l	ND@1.0	NA	ND@1.0	ND@1.0	0.00	0.00	3	0	3
1,2-Trans-dichloroethylene	ug/l	ND@1.0	NA	ND@1.0	ND@1.0	0.00	0.00	3	0	3
1,2-Dichloropropane	ug/l	ND@1.0	NA	ND@1.0	ND@1.0	0.00	0.00	3	0	3
cis-1,3-Dichloropropene	ug/l	ND@1.0	NA	ND@1.0	ND@1.0	0.00	0.00	3	0	3
trans-1,3-Dichloropropene	ug/l	ND@1.0	NA	ND@1.0	ND@1.0	0.00	0.00	3	0	3
Ethylbenzene	ug/l	ND@0.5	NA	NA	NA	0.00	0.00	1	0	1
Methylene chloride	ug/l	ND@1.0	NA	ND@1.0	ND@1.0	0.00	0.00	3	0	3
1,1,2,2-Tetrachloroethane	ug/l	ND@1.0	NA	ND@1.0	ND@1.0	0.00	0.00	3	0	3
Tetrachloroethylene	ug/l	ND@0.5	ND@1.0	ND@1.0	ND@1.0	0.00	0.00	4	0	4
Toluene	ug/l	ND@0.5	NA	NA	NA	0.00	0.00	1	0	1
1,1,2,-trichloro-1,2,2,trifluoroethane	ug/l	ND@1.0	NA	ND@1.0	ND@1.0	0.00	0.00	3	0	3
1,1,1-Trichloroethane	ug/l	ND@1.0	NA	ND@1.0	ND@1.0	0.00	0.00	3	0	3
1,1,2-Trichloroethane	ug/l	ND@1.0	NA	ND@1.0	ND@1.0	0.00	0.00	3	0	3
Trichloroethylene	ug/l	ND@0.5	ND@1.0	ND@1.0	ND@1.0	0.00	0.00	4	0	4
Trichlorofluoromethane	ug/l	ND@1.0	NA	ND@1.0	ND@1.0	0.00	0.00	3	0	3
Vinyl chloride	ug/l	ND@1.0	NA	ND@1.0	ND@1.0	0.00	0.00	3	0	3
m-Xylene	ug/l	ND@0.5	NA	NA	NA	0.00	0.00	1	0	1
4) BASE NEUTRAL COMPOUNDS										
Hexachlorobutadiene	ug/l	ND@0.5	NA	NA	NA	0.00	0.00	1	0	1
Naphthalene	ug/l	ND@0.5	NA	NA	NA	0.00	0.00	1	0	1
1,2,4,-Trichlorobenzene	ug/l	ND@0.5	NA	NA	NA	0.00	0.00	1	0	1
7) OIL AND GREASE										
Fuel Oil #1	ul/l	ND@0.1	NA	NA	NA	0.00	0.00	1	0	1
Fuel Oil #2	ul/l	ND@0.1	NA	NA	NA	0.00	0.00	1	0	1
Fuel Oil #3	ul/l	ND@0.1	NA	NA	NA	0.00	0.00	1	0	1
Fuel Oil #4	ul/l	ND@0.1	NA	NA	NA	0.00	0.00	1	0	1
Fuel Oil #5	ul/l	ND@0.1	NA	NA	NA	0.00	0.00	1	0	1
Fuel Oil #6	ul/l	ND@0.1	NA	NA	NA	0.00	0.00	1	0	1
Oil & Grease	mg/l	1.0	NA	NA	NA	1.00	1.00	1	0	0

Appendix D

APPENDIX D

1988 and 1989 Water Level and Groundwater Chemistry Data

Table D-1

B953: Groundwater Elevations 1988

Well ID	Elevation Point	01/13/88	04/21/88	07/05/88	10/09/88	01/16/89	04/04/89	07/25/89	09/28/89
A-1S	157.09	152.99	152.99	152.98	152.11	152.66	152.40	153.10	152.87
A-2G	157.77	148.72	149.11	149.17	149.36	149.78	149.86	151.79	148.58
A-3R	155.44	149.11	149.69	149.74	148.89	149.39	149.49	149.53	149.65
A-4G	155.44	148.35	148.99	149.07	148.44	148.44	148.60	149.54	149.99
A-5R	155.05	147.78	149.64	149.45	150.06	149.93	150.05	155.05	149.27
A-6G	154.90	148.83	148.90	148.90	149.07	149.63	149.62	150.29	154.90
A-7S	155.11	149.36	149.16	149.28	148.33	148.91	148.85	155.11	148.44
A-8S	159.70	153.89	155.00	155.09	153.57	154.25	154.52	154.32	154.41
A-10S	156.39	149.27	149.75	149.79	147.69	147.62	147.83	149.02	149.39
A-11S	157.48	149.38	149.67	149.73	149.72	149.70	149.72	149.72	149.48
A-12S[1]	156.67	148.55	148.42	148.67	148.29	149.45	149.47	149.61	149.78
A-13S	155.63	148.74	148.33	148.50	148.36	148.33	148.64	148.76	148.90
A-14S	155.60	150.28	150.52	150.60	147.75	147.83	147.89	147.95	148.09
A-15S	157.31	150.19	151.21	151.16	149.76	149.81	149.82	150.16	150.38
A-16S	157.31	153.21	153.48	153.51	150.80	150.81	150.88	151.56	151.92
A-17S	157.60	153.47	153.60	153.60	150.93	*	*	*	*
A-18S	159.70	153.72	153.70	153.70	151.00	151.26	151.29	152.7	152.35
A-19S	158.90	153.79	153.80	153.73	151.14	150.96	151.00	151.03	151.90
A-20S	158.60	152.47	152.33	152.19	150.60	150.57	150.66	151.70	152.32
A-21G	157.53	148.26	149.20	149.53	148.53	148.63	148.72	149.59	149.56
A-21R	157.53	148.73	149.08	149.31	149.33	149.53	149.67	149.65	150.53
A-21S	157.14	149.01	149.54	149.89	149.02	149.04	149.34	150.14	149.53
A-22R	155.96	135.85	135.36	135.83	126.84	136.13	136.83	133.41	141.61
A-23R	156.53	141.34	141.16	141.53	139.55	140.43	140.82	143.43	144.83
A-24R	160.80	143.62	143.59	143.80	140.70	138.90	138.84	144.80	145.59
A-25R	160.18	138.06	138.18	138.01	134.18	134.18	160.18	140.42	142.35
A-26G	155.30	148.15	148.61	148.89	149.03	149.42	148.47	150.55	149.87
A-26S	157.67	149.87	150.96	151.14	153.54	153.75	153.86	154.67	154.71
A-27G	157.80	148.65	148.14	148.49	149.27	149.68	148.23	150.07	150.04
A-27S	157.77	148.84	150.56	150.77	151.80	152.26	153.96	152.47	151.97
A-28S	160.30	151.99	151.70	151.68	151.88	151.84	151.67	153.25	153.04

Table D-1, Continued

Well ID	Elevation Point	01/13/88	04/21/88	07/05/88	10/09/88	01/16/89	04/04/89	07/25/90	09/28/89
A-30G	153.81	148.60	148.81	148.81	148.70	148.94	148.63	148.60	148.88
A-31S	161.16	152.61	152.16	152.16	151.76	152.06	152.23	152.17	152.41
A-35S	161.02	151.85	152.02	152.02	NM	*	*	*	*
A-36S	160.01	150.91	150.89	150.91	150.62	150.31	150.64	151.24	151.43
A-37S[1]	161.25	151.95	152.36	152.45	151.60	151.35	151.37	152.44	152.38
A-40S	161.41	NM	NM	NM	152.04	152.45	152.62	152.84	153.07
A-41S	161.07	NM	NM	NM	151.91	152.14	152.84	152.76	152.37
A-42S	160.54	NM	NM	NM	151.91	152.21	152.24	152.83	152.96
A-43S	158.55	NM	NM	NM	151.97	152.16	152.17	153.12	153.11
A-44S	155.30	NM	NM	NM	149.87	150.08	150.17	150.44	151.43

* Removed, 1st quarter

[1] New cap, 3rd quarter

NM Not Measured

Table D-2

Comparison of Historical and 1988 Maximum Concentrations for Shallow Monitoring Wells Impacted by Off-site Source

Well	Parameter	Historical Maximum (µg/l)	1988 Maximum (µg/l)	New Maxima
A-1S	1,1-Dichloroethane	11.0	11.0	
	1,1,1-Trichloroethane	ND	3.5	X
	Trichlorofluoromethane	1.0	ND	
A-20S	Benzene	ND	12.0	X
	Chloroethane	11.0	3.1	
	1,4-Dichlorobenzene	ND	34.0	X
	1,1-Dichloroethane	196.0	78.0	
	1,1-Dichloroethylene	2.0	ND	
	Trans-1,2-Dichloroethylene	22.0	17.0	
	Tetrachloroethylene	8.0	2.5	
	Toluene	1.0	3.5	X
	1,1,1-Trichloroethane	75.0	15.0	
	Xylenes, Total	2.5	8.1	X
A-26S	Bromodichloromethane	1.0	ND	
	Chloroethane	ND	7.0	X
	Chloroform	ND	1.6	X
	1,1-Dichloroethane	230	260.0	X
	Trans-1,2-Dichloroethylene	1.0	ND	
	1,2-Dichloropropane	1.0	ND	
	1,1,1-Trichloroethane	2.0	2.8	X

Table D-2, Continued

Well	Parameter	Historical Maximum (µg/l)	1988 Maximum (µg/l)	New Maxima
A-27S	1,1-Dichloroethane 1,1,1-Trichloroethane	34.0 4.0	70.0 ND	X
A-28S	1,1-Dichloroethane Tetrachloroethylene 1,1,1-Trichloroethane	117.0 2.0 1.0	21.0 ND ND	
A-31S	1,1-Dichloroethane 1,1,1-Trichloroethane	ND 24.0	1.3 6.5	X
A-32S	1,1,1-Trichloroethane	9.10	6.5	
A-33S	All VOC's	ND	ND	
A-34S	1,1,1-Trichloroethane	5.9	ND	
A-36S	1,4-Dichlorobenzene Ethylbenzene 1,1,1-Trichloroethane Xylenes, Total	ND ND 4.0 20.0	19.0 4.5 ND 140.0	X X X
A-37S	1,1-Dichloroethane 1,1,1-Trichloroethane	12.0 13.0	ND ND	
A-40S	Chloroethane 1,1-Dichloroethane Trans-1,2-Dichloroethylene Tetrachloroethylene Toluene	New Well	1.50 87.0 23.0 1.1 11.0	
A-41S	1,1-Dichloroethane 1,1,1-Trichloroethane	New Well	1.20 1.60	
A-42S	Chloroethane Chloroform 1,1-Dichloroethane Trans-1,2-Dichloroethylene Dichloromethane Toluene Vinyl Chloride Xylenes, Total Napthalene	New Well	43.0 33.0 790.0 74.0 21.0 51.0 23.0 52.0 620.0	
A-43S	Chloroethane 1,1-Dichloroethane	New Well	7.7 84.0	
A-44S	1,1-Dichloroethane	New Well	13.0	

ND - Not detected

Table D-3

Comparison of Historical and 1988 Maximum Concentrations for Shallow Monitoring Wells Potentially Impacted by On-site Activities

Well	Parameter	Historical Maximum (µg/l)	1988 Maximum (µg/l)	New Maxima
A-7S	Toluene	3.0	ND	
	1,1,2-Trichloroethane	1.0	ND	
	Trichlorofluoromethane	6.0	ND	
A-8S	1,1,1-Trichloroethane	4.0	ND	
	Trichlorofluoromethane	6.0	ND	
A-11S	Bromoform	ND	1.7	X
	Chloroform	2.0	ND	
	1,1-Dichloroethane	4.0	2.7	
	1,2-Dichloroethane	2.0	ND	
	Tetrachloroethylene	3.0	2.8	
	1,1,2-Trichloro-1,2,2-Trifluoromethane	3.6	ND	
	1,1,1-Trichloroethane	29.0	9.6	
	Trichloroethylene	1.0	ND	
A-13S	Chloroform	1.0	ND	
	1,1,-Dichloroethane	ND	1.1	X
	Trans-1,2-Dichloroethylene	9.0	ND	
	1,1,2-Trichloro-1,2,2-Trifluoromethane	1.9	ND	
	1,1,1-Trichloroethane	9.0	4.3	
	Trichloroethylene	5.0	ND	
A-17S	1,1-Dichloroethane	2.0	ND	
	Toluene	7.0	ND	
	1,1,1-Trichloroethane	8.0	ND	
A-18S	Dichloromethane	7.5	ND	
	Toluene	13.0	ND	
	1,1,1-Trichloroethane	9.0	ND	
A-19S	1,1-Dichloroethane	9.3	3.3	
	Dichloromethane	6.9	ND	
	Toluene	11.0	ND	
	1,1,1-Trichloroethane	12.0	3.2	

ND - Not detected

Table D-4

Comparison of Historical and 1988 Maximum Concentrations for Monitoring Wells Constructed in Sand and Gravel or Bedrock

Well	Parameter	Historical Maximum (µg/l)	1988 Maximum (µg/l)	New Maxima
A-2G	Toluene	14.0	ND	
	1,1,1-Trichloroethane	2.0	ND	
	Trichlorofluoromethane	9.0	ND	
A-3R	Toluene	26.0	ND	
	Trichlorofluoromethane	5.0	ND	
A-4G	Chloroform	5.0	ND	
	1,2-Dichloropropane	1.0	ND	
	Dichloromethane	10.0	ND	
	1,1,1-Trichloroethane	3.0	1.7	
	Vinyl Chloride	1.0	ND	
A-5R	Toluene	25.0	ND	
	1,1,1-Trichloroethane	2.0	ND	
	Trichloroethylene	1.0	ND	
	Trichlorofluoromethane	8.0	ND	
A-6G	Chloroform	ND	3.5	X
	1,1,1-Trichloroethane	11.0	4.9	
A-9R	Chloroform	1.0	ND	
	Toluene	2.0	ND	
A-21G	1,1,1-Trichloroethane	6.0	2.6	
A-21R	1,1,1-Trichloroethane	37.0	NA	
A-22R	Toluene	ND	ND	
A-23R	All VOC's	ND	ND	
A-24R	All VOC's	ND	ND	
A-25R	Chloroform	4.0	ND	
	Toluene	ND	1.5	X
A-26G	All VOC's	ND	ND	
A-27G	Bromodichloromethane	1.0	ND	
	Dichloropropane	1.0	ND	
A-30G	All VOC's	ND	ND	

NA - Not analyzed
ND - Not detected

IBM POUGHKEEPSIE
Airport Monitoring Wells 1988 - 1989 Data Report
10/18/90

SAMPLE LOCATION		A-001-S	A-001-S	A-001-S	A-001-S	A-001-S	A-001-S	A-001-S	A-001-S	A-001-S
SAMPLE DESCRIPTION				GROUNDWATER	GROUNDWATER	GROUNDWATER	GROUNDWATER	GROUNDWATER	GROUNDWATER	GROUNDWATER
SAMPLE DATE		09/07/88	12/01/88	01/26/89	02/14/89	03/22/89	04/20/89	05/26/89	07/18/89	09/25/89
LABORATORY SAMPLE I.D.		68231008	70908001	72562001	73137001	74237001	75138001	76316001	77981001	80260001
SAMPLE RUN NUMBER		01	01	01	01	01	01	01	01	01
SAMPLE COMMENT CODE				!	!	!				
PARAMETER	UNITS									
BASE/NEUTRAL EXTRACTABLES										
1,2-DICHLOROBENZENE	ug/l	ND@1.0	ND@1.0	ND@1.0	ND@1.0	ND@1.0	ND@5.0	ND@1.0	ND@1.0	ND@1.0
1,3-DICHLOROBENZENE	ug/l	ND@1.0	ND@1.0	ND@1.0	ND@1.0	ND@1.0	ND@5.0	ND@1.0	ND@1.0	ND@1.0
1,4-DICHLOROBENZENE	ug/l	ND@1.0	ND@1.0	ND@1.0	ND@1.0	ND@1.0	ND@5.0	ND@1.0	ND@1.0	ND@1.0
2-CHLOROETHYLVINYL ETHER	ug/l	ND@1.0	ND@1.0	ND@1.0	ND@1.0	ND@1.0	ND@5.0	ND@1.0	ND@1.0	ND@1.0
INDICATOR PARAMETERS										
BIOCHEMICAL OXYGEN DEMAND	mg/l	NA	NA	NA	NA	NA	NA	NA	NA	NA
COLOR	PT-CO	NA	NA	NA	NA	NA	NA	NA	NA	NA
HARDNESS, TOTAL	mg/l	NA	NA	270	NA	NA	NA	NA	NA	NA
ODOR		NA	NA	NA	NA	NA	NA	NA	NA	NA
PH	pH	7.45	7.75	7.42	7.69	7.55	7.81	7.96	7.52	NA
SPECIFIC CONDUCTANCE	umhos/cm	845	660	980	920	768	625	726	731	NA
TEMPERATURE	C	NA	NA	NA	NA	NA	NA	NA	NA	NA
TOTAL DISSOLVED SOLIDS	mg/l	NA	NA	390	NA	NA	NA	NA	NA	NA
TURBIDITY	tu	NA	NA	2.3	NA	NA	NA	NA	NA	NA
INORGANICS										
ALKALINITY, TOTAL	mg/l	NA	NA	200	NA	NA	NA	NA	NA	NA
AMMONIA, TOTAL	mg/l	NA	NA	NA	NA	NA	NA	NA	NA	NA
CHLORIDE	mg/l	NA	NA	78	NA	NA	NA	NA	NA	NA
CYANIDE, DISSOLVED	mg/l	NA	NA	NA	NA	NA	NA	NA	NA	NA
NITRATE	mg/l	NA	NA	4.3	NA	NA	NA	NA	NA	NA
SODIUM, DISSOLVED	mg/l	NA	NA	34	NA	NA	NA	NA	NA	NA
SULFATE	mg/l	NA	NA	34	NA	NA	NA	NA	NA	NA
METALS										
ANTIMONY, DISSOLVED	mg/l	NA	NA	NA	NA	NA	NA	NA	NA	NA
ARSENIC, DISSOLVED	mg/l	NA	NA	NA	NA	NA	NA	NA	NA	NA
BERYLLIUM, DISSOLVED	mg/l	NA	NA	NA	NA	NA	NA	NA	NA	NA
CADMIUM, DISSOLVED	mg/l	NA	NA	NA	NA	NA	NA	NA	NA	NA
CALCIUM, DISSOLVED	mg/l	NA	NA	77	NA	NA	NA	NA	NA	NA
CHROMIUM, DISSOLVED	mg/l	NA	NA	NA	NA	NA	NA	NA	NA	NA

IBM POUGHKEEPSIE
Airport Monitoring Wells 1988 - 1989 Data Report
10/18/90

SAMPLE LOCATION		A-001-S	A-001-S	A-001-S	A-001-S	A-001-S	A-001-S	A-001-S	A-001-S	A-001-S
SAMPLE DESCRIPTION				GROUNDWATER	GROUNDWATER	GROUNDWATER	GROUNDWATER	GROUNDWATER	GROUNDWATER	GROUNDWATER
SAMPLE DATE		09/07/88	12/01/88	01/26/89	02/14/89	03/22/89	04/20/89	05/26/89	07/18/89	09/25/89
LABORATORY SAMPLE I.D.		68231008	70908001	72562001	73137001	74237001	75138001	76316001	77981001	80260001
SAMPLE RUN NUMBER		01	01	01	01	01	01	01	01	01
SAMPLE COMMENT CODE				!	!	!				
PARAMETER	UNITS									
BASE/NEUTRAL EXTRACTABLES										
1,2-DICHLOROBENZENE	ug/l	ND@1.0	ND@1.0	ND@1.0	ND@1.0	ND@1.0	ND@5.0	ND@1.0	ND@1.0	ND@1.0
1,3-DICHLOROBENZENE	ug/l	ND@1.0	ND@1.0	ND@1.0	ND@1.0	ND@1.0	ND@5.0	ND@1.0	ND@1.0	ND@1.0
1,4-DICHLOROBENZENE	ug/l	ND@1.0	ND@1.0	ND@1.0	ND@1.0	ND@1.0	ND@5.0	ND@1.0	ND@1.0	ND@1.0
2-CHLOROETHYLVINYL ETHER	ug/l	ND@1.0	ND@1.0	ND@1.0	ND@1.0	ND@1.0	ND@5.0	ND@1.0	ND@1.0	ND@1.0
INDICATOR PARAMETERS										
BIOCHEMICAL OXYGEN DEMAND	mg/l	NA	NA	NA	NA	NA	NA	NA	NA	NA
COLOR	PT-CO	NA	NA	NA	NA	NA	NA	NA	NA	NA
HARDNESS, TOTAL	mg/l	NA	NA	270	NA	NA	NA	NA	NA	NA
ODOR		NA	NA	NA	NA	NA	NA	NA	NA	NA
PH	pH	7.45	7.75	7.42	7.69	7.55	7.81	7.96	7.52	NA
SPECIFIC CONDUCTANCE	umhos/cm	845	660	980	920	768	625	726	731	NA
TEMPERATURE	C	NA	NA	NA	NA	NA	NA	NA	NA	NA
TOTAL DISSOLVED SOLIDS	mg/l	NA	NA	390	NA	NA	NA	NA	NA	NA
TURBIDITY	tu	NA	NA	2.3	NA	NA	NA	NA	NA	NA
INORGANICS										
ALKALINITY, TOTAL	mg/l	NA	NA	200	NA	NA	NA	NA	NA	NA
AMMONIA, TOTAL	mg/l	NA	NA	NA	NA	NA	NA	NA	NA	NA
CHLORIDE	mg/l	NA	NA	78	NA	NA	NA	NA	NA	NA
CYANIDE, DISSOLVED	mg/l	NA	NA	NA	NA	NA	NA	NA	NA	NA
NITRATE	mg/l	NA	NA	4.3	NA	NA	NA	NA	NA	NA
SODIUM, DISSOLVED	mg/l	NA	NA	34	NA	NA	NA	NA	NA	NA
SULFATE	mg/l	NA	NA	34	NA	NA	NA	NA	NA	NA
METALS										
ANTIMONY, DISSOLVED	mg/l	NA	NA	NA	NA	NA	NA	NA	NA	NA
ARSENIC, DISSOLVED	mg/l	NA	NA	NA	NA	NA	NA	NA	NA	NA
BERYLLIUM, DISSOLVED	mg/l	NA	NA	NA	NA	NA	NA	NA	NA	NA
CADMIUM, DISSOLVED	mg/l	NA	NA	NA	NA	NA	NA	NA	NA	NA
CALCIUM, DISSOLVED	mg/l	NA	NA	77	NA	NA	NA	NA	NA	NA
CHROMIUM, DISSOLVED	mg/l	NA	NA	NA	NA	NA	NA	NA	NA	NA

IBM POUGHKEEPSIE
Airport Monitoring Wells 1988 - 1989 Data Report
10/18/90

SAMPLE LOCATION		A-001-S	A-001-S	A-001-S	A-001-S	A-001-S	A-001-S	A-001-S	A-001-S	A-001-S
SAMPLE DESCRIPTION				GROUNDWATER	GROUNDWATER	GROUNDWATER	GROUNDWATER	GROUNDWATER	GROUNDWATER	GROUNDWATER
SAMPLE DATE		09/07/88	12/01/88	01/26/89	02/14/89	03/22/89	04/20/89	05/26/89	07/18/89	09/25/89
LABORATORY SAMPLE I.D.		68231008	70908001	72562001	73137001	74237001	75138001	76316001	77981001	80260001
SAMPLE RUN NUMBER		01	01	01	01	01	01	01	01	01
SAMPLE COMMENT CODE				!	!	!				
PARAMETER	UNITS									
METALS (Continued)										
COPPER, DISSOLVED	mg/l	NA	NA	NA	NA	NA	NA	NA	NA	NA
IRON, DISSOLVED	mg/l	NA	NA	0.22	NA	NA	NA	NA	NA	NA
LEAD, DISSOLVED	mg/l	NA	NA	NA	NA	NA	NA	NA	NA	NA
MAGNESIUM, DISSOLVED	mg/l	NA	NA	11	NA	NA	NA	NA	NA	NA
MANGANESE, DISSOLVED	mg/l	NA	NA	0.41	NA	NA	NA	NA	NA	NA
MERCURY, DISSOLVED	mg/l	NA	NA	NA	NA	NA	NA	NA	NA	NA
NICKEL, DISSOLVED	mg/l	NA	NA	NA	NA	NA	NA	NA	NA	NA
POTASSIUM, DISSOLVED	mg/l	NA	NA	ND@0.50	NA	NA	NA	NA	NA	NA
SELENIUM, DISSOLVED	mg/l	NA	NA	NA	NA	NA	NA	NA	NA	NA
SILVER, DISSOLVED	mg/l	NA	NA	NA	NA	NA	NA	NA	NA	NA
THALLIUM, DISSOLVED	mg/l	NA	NA	NA	NA	NA	NA	NA	NA	NA
ZINC, DISSOLVED	mg/l	NA	NA	NA	NA	NA	NA	NA	NA	NA
PETROLEUM PRODUCTS										
FUEL OIL #1	ul/l	NA	NA	NA	NA	NA	NA	NA	NA	NA
FUEL OIL #2	ul/l	NA	NA	NA	NA	NA	NA	NA	NA	NA
FUEL OIL #3	ul/l	NA	NA	NA	NA	NA	NA	NA	NA	NA
FUEL OIL #4	ul/l	NA	NA	NA	NA	NA	NA	NA	NA	NA
FUEL OIL #5	ul/l	NA	NA	NA	NA	NA	NA	NA	NA	NA
FUEL OIL #6	ul/l	NA	NA	NA	NA	NA	NA	NA	NA	NA
GASOLINE	ug/l	NA	NA	NA	NA	NA	NA	NA	NA	NA
OIL & GREASE	ug/l	NA	NA	ND@0.50	NA	NA	NA	NA	NA	NA
TOTAL PETROLEUM HYDROCARBON	mg/l	NA	NA	NA	NA	NA	NA	NA	NA	NA
VOLATILE ORGANICS										
1,1,1-TRICHLOROETHANE	ug/l	3.5	1.8	5.1	3.7	1.3	4.0	2.3	2.6	3.4
1,1,2,2-TETRACHLOROETHANE	ug/l	ND@1.0	ND@1.0	ND@1.0	ND@1.0	ND@1.0	ND@5.0	ND@1.0	ND@1.0	ND@1.0
1,1,2-TRICHLORO-1,2,2-TRIFLUOROETHANE	ug/l	ND@1.0	NA	NA	NA	NA	NA	NA	NA	NA
1,1,2-TRICHLOROETHANE	ug/l	ND@1.0	ND@1.0	ND@1.0	ND@1.0	ND@1.0	ND@5.0	ND@1.0	ND@1.0	ND@1.0
1,1-DICHLOROETHANE	ug/l	3.9	11	28	33	23	17	38	50	59
1,1-DICHLOROETHYLENE	ug/l	ND@1.0	ND@1.0	ND@1.0	ND@1.0	ND@1.0	ND@5.0	ND@1.0	ND@1.0	ND@1.0
1,2-DICHLOROETHANE	ug/l	ND@1.0	NA	ND@1.0	ND@1.0	ND@1.0	ND@5.0	ND@1.0	ND@1.0	ND@1.0
1,2-DICHLOROPROPANE	ug/l	ND@1.0	ND@1.0	ND@1.0	ND@1.0	ND@1.0	ND@5.0	ND@1.0	ND@1.0	ND@1.0
BENZENE	ug/l	NA	ND@1.0	ND@1.0	ND@1.0	ND@1.0	ND@5.0	ND@1.0	ND@1.0	ND@1.0
BROMODICHLOROMETHANE	ug/l	ND@1.0	ND@1.0	ND@1.0	ND@1.0	ND@1.0	ND@5.0	ND@1.0	ND@1.0	ND@1.0

IBM POUGHKEEPSIE
Airport Monitoring Wells 1988 - 1989 Data Report
10/18/90

SAMPLE LOCATION		A-001-S	A-001-S	A-001-S	A-001-S	A-001-S	A-001-S	A-001-S	A-001-S	A-001-S
SAMPLE DESCRIPTION				GROUNDWATER	GROUNDWATER	GROUNDWATER	GROUNDWATER	GROUNDWATER	GROUNDWATER	GROUNDWATER
SAMPLE DATE		09/07/88	12/01/88	01/26/89	02/14/89	03/22/89	04/20/89	05/26/89	07/18/89	09/25/89
LABORATORY SAMPLE I.D.		68231008	70908001	72562001	73137001	74237001	75138001	76316001	77981001	80260001
SAMPLE RUN NUMBER		01	01	01	01	01	01	01	01	01
SAMPLE COMMENT CODE				!	!	!				
PARAMETER	UNITS									
VOLATILE ORGANICS (Continued)										
BROMOFORM	ug/l	ND@1.0	ND@1.0	ND@1.0	ND@1.0	ND@1.0	ND@5.0	ND@1.0	ND@1.0	ND@1.0
BROMOMETHANE	ug/l	ND@1.0	ND@1.0	ND@1.0	ND@1.0	ND@1.0	ND@10	ND@1.0	ND@1.0	ND@1.0
CARBON TETRACHLORIDE	ug/l	ND@1.0	ND@1.0	ND@1.0	ND@1.0	ND@1.0	ND@5.0	ND@1.0	ND@1.0	ND@1.0
CHLOROBENZENE	ug/l	ND@1.0	ND@1.0	ND@1.0	ND@1.0	ND@1.0	ND@5.0	ND@1.0	ND@1.0	ND@1.0
CHLORODIBROMOMETHANE	ug/l	ND@1.0	ND@1.0	ND@1.0	ND@1.0	ND@1.0	ND@5.0	ND@1.0	ND@1.0	ND@1.0
CHLOROETHANE	ug/l	ND@1.0	ND@1.0	ND@1.0	ND@1.0	ND@1.0	ND@10	ND@1.0	ND@1.0	ND@1.0
CHLOROFORM	ug/l	ND@1.0	ND@1.0	ND@1.0	ND@1.0	ND@1.0	ND@5.0	ND@1.0	ND@1.0	ND@1.0
CHLOROMETHANE	ug/l	ND@1.0	ND@1.0	ND@1.0	ND@1.0	ND@1.0	ND@10	ND@1.0	ND@1.0	ND@1.0
CIS-1,3-DICHLOROPROPYLENE	ug/l	ND@1.0	ND@1.0	ND@1.0	ND@1.0	ND@1.0	ND@5.0	ND@1.0	ND@1.0	ND@1.0
DICHLORODIFLUOROMETHANE	ug/l	ND@1.0	ND@1.0	ND@1.0	ND@1.0	ND@1.0	NA	ND@1.0	ND@1.0	ND@1.0
ETHYLBENZENE	ug/l	NA	ND@1.0	ND@1.0	ND@1.0	ND@1.0	ND@5.0	ND@1.0	ND@1.0	ND@1.0
METHYLENE CHLORIDE	ug/l	ND@1.0	ND@1.0	4.5	6.0	3.0	ND@10	ND@1.0	2.3	1.2
TETRACHLOROETHYLENE	ug/l	ND@1.0	ND@1.0	ND@1.0	ND@1.0	ND@1.0	ND@5.0	ND@1.0	ND@1.0	ND@1.0
TOLUENE	ug/l	NA	ND@1.0	ND@1.0	ND@1.0	ND@1.0	ND@5.0	ND@1.0	ND@1.0	ND@1.0
TRANS-1,2-DICHLOROETHYLENE	ug/l	ND@1.0	ND@1.0	ND@1.0	ND@1.0	ND@1.0	ND@5.0	ND@1.0	ND@1.0	ND@1.0
TRANS-1,3-DICHLOROPROPENE	ug/l	ND@1.0	ND@1.0	ND@1.0	ND@1.0	ND@1.0	ND@5.0	ND@1.0	ND@1.0	ND@1.0
TRICHLOROETHYLENE	ug/l	ND@1.0	ND@1.0	ND@1.0	ND@1.0	ND@1.0	ND@5.0	ND@1.0	ND@1.0	1.5
TRICHLOROFLUOROMETHANE	ug/l	ND@1.0	ND@1.0	ND@1.0	ND@1.0	ND@1.0	ND@5.0	ND@1.0	ND@1.0	ND@1.0
VINYL CHLORIDE	ug/l	ND@1.0	ND@1.0	ND@1.0	ND@1.0	ND@1.0	ND@10	ND@1.0	ND@1.0	ND@1.0
XYLENE, TOTAL	ug/l	NA	NA	NA	NA	NA	NA	NA	NA	NA

IBM POUGHKEEPSIE
Airport Monitoring Wells 1988 - 1989 Data Report
10/18/90

SAMPLE LOCATION		A-001-S	A-002-G	A-002-G	A-002-G	A-003-R	A-003-R	A-003-R
SAMPLE DESCRIPTION		GROUNDWATER					GROUNDWATER	GROUNDWATER
SAMPLE DATE		10/11/89	09/11/88	12/01/88	01/26/89	12/05/88	01/27/89	04/12/89
LABORATORY SAMPLE I.D.		80895-001	68364004	70908002	72562002	70973001	72611001	74935001
SAMPLE RUN NUMBER		01	01	01	01	01	01	01
SAMPLE COMMENT CODE					!	!	!	!
PARAMETER	UNITS							
BASE/NEUTRAL EXTRACTABLES								
1,2-DICHLOROBENZENE	ug/l	ND@1.0	ND@1.0	ND@1.0	ND@1.0	ND@1.0	ND@1.0	ND@1.0
1,3-DICHLOROBENZENE	ug/l	ND@1.0	ND@1.0	ND@1.0	ND@1.0	ND@1.0	ND@1.0	ND@1.0
1,4-DICHLOROBENZENE	ug/l	ND@1.0	ND@1.0	ND@1.0	ND@1.0	ND@1.0	ND@1.0	ND@1.0
2-CHLOROETHYLVINYL ETHER	ug/l	ND@1.0	ND@1.0	ND@1.0	ND@1.0	ND@1.0	ND@1.0	ND@1.0
INDICATOR PARAMETERS								
BIOCHEMICAL OXYGEN DEMAND	mg/l	NA	NA	NA	NA	NA	NA	NA
COLOR	PT-CO	NA	NA	NA	NA	NA	NA	NA
HARDNESS, TOTAL	mg/l	NA	NA	NA	180	NA	140	NA
ODOR		NA	NA	NA	NA	NA	NA	NA
PH	pH	7.03	8.63	8.72	7.89	8.76	7.83	7.97
SPECIFIC CONDUCTANCE	umhos/cm	848	1084	571	550	340	461	330
TEMPERATURE	C	NA	NA	NA	NA	NA	NA	NA
TOTAL DISSOLVED SOLIDS	mg/l	NA	NA	NA	260	NA	280	NA
TURBIDITY	tu	NA	NA	NA	0.5	NA	0.56	NA
INORGANICS								
ALKALINITY, TOTAL	mg/l	NA	NA	NA	110	NA	140	NA
AMMONIA, TOTAL	mg/l	NA	NA	NA	NA	NA	NA	NA
CHLORIDE	mg/l	NA	NA	NA	39	NA	8.0	NA
CYANIDE, DISSOLVED	mg/l	NA	NA	NA	NA	NA	NA	NA
NITRATE	mg/l	NA	NA	NA	ND@0.20	NA	ND@0.2	NA
SODIUM, DISSOLVED	mg/l	NA	NA	NA	15.	NA	13	NA
SULFATE	mg/l	NA	NA	NA	49	NA	ND@5.0	NA
METALS								
ANTIMONY, DISSOLVED	mg/l	NA	NA	NA	NA	NA	NA	NA
ARSENIC, DISSOLVED	mg/l	NA	NA	NA	NA	NA	NA	NA
BERYLLIUM, DISSOLVED	mg/l	NA	NA	NA	NA	NA	NA	NA
CADMIUM, DISSOLVED	mg/l	NA	NA	NA	NA	NA	NA	NA
CALCIUM, DISSOLVED	mg/l	NA	NA	NA	52	NA	29	NA
CHROMIUM, DISSOLVED	mg/l	NA	NA	NA	NA	NA	NA	NA

IBM POUGHKEEPSIE
Airport Monitoring Wells 1988 - 1989 Data Report
10/18/90

SAMPLE LOCATION		A-001-S	A-002-G	A-002-G	A-002-G	A-003-R	A-003-R	A-003-R
SAMPLE DESCRIPTION		GROUNDWATER					GROUNDWATER	GROUNDWATER
SAMPLE DATE		10/11/89	09/11/88	12/01/88	01/26/89	12/05/88	01/27/89	04/12/89
LABORATORY SAMPLE I.D.		80895-001	68364004	70908002	72562002	70973001	72611001	74935001
SAMPLE RUN NUMBER		01	01	01	01	01	01	01
SAMPLE COMMENT CODE					!	!	!	!
PARAMETER	UNITS							
METALS (Continued)								
COPPER, DISSOLVED	mg/l	NA	NA	NA	NA	NA	NA	NA
IRON, DISSOLVED	mg/l	NA	NA	NA	ND@0.03	NA	0.26	NA
LEAD, DISSOLVED	mg/l	NA	NA	NA	NA	NA	NA	NA
MAGNESIUM, DISSOLVED	mg/l	NA	NA	NA	8.5	NA	10	NA
MANGANESE, DISSOLVED	mg/l	NA	NA	NA	0.05	NA	0.02	NA
MERCURY, DISSOLVED	mg/l	NA	NA	NA	NA	NA	NA	NA
NICKEL, DISSOLVED	mg/l	NA	NA	NA	NA	NA	NA	NA
POTASSIUM, DISSOLVED	mg/l	NA	NA	NA	1.4	NA	17	NA
SELENIUM, DISSOLVED	mg/l	NA	NA	NA	NA	NA	NA	NA
SILVER, DISSOLVED	mg/l	NA	NA	NA	NA	NA	NA	NA
THALLIUM, DISSOLVED	mg/l	NA	NA	NA	NA	NA	NA	NA
ZINC, DISSOLVED	mg/l	NA	NA	NA	NA	NA	NA	NA
PETROLEUM PRODUCTS								
FUEL OIL #1	ul/l	NA	NA	NA	NA	NA	NA	NA
FUEL OIL #2	ul/l	NA	NA	NA	NA	NA	NA	NA
FUEL OIL #3	ul/l	NA	NA	NA	NA	NA	NA	NA
FUEL OIL #4	ul/l	NA	NA	NA	NA	NA	NA	NA
FUEL OIL #5	ul/l	NA	NA	NA	NA	NA	NA	NA
FUEL OIL #6	ul/l	NA	NA	NA	NA	NA	NA	NA
GASOLINE	ug/l	NA	NA	NA	NA	NA	NA	NA
OIL & GREASE	ug/l	NA	NA	NA	0.9	NA	0.7	NA
TOTAL PETROLEUM HYDROCARBON	mg/l	NA	NA	NA	NA	NA	NA	NA
VOLATILE ORGANICS								
1,1,1-TRICHLOROETHANE	ug/l	2.8	ND@1.0	ND@1.0	ND@1.0	ND@1.0	ND@1.0	ND@1.0
1,1,2,2-TETRACHLOROETHANE	ug/l	ND@1.0	ND@1.0	ND@1.0	ND@1.0	ND@1.0	ND@1.0	ND@1.0
1,1,2-TRICHLORO-1,2,2-TRIFLUOROETHANE	ug/l	NA	ND@1.0	NA	NA	NA	NA	NA
1,1,2-TRICHLOROETHANE	ug/l	ND@1.0	ND@1.0	ND@1.0	ND@1.0	ND@1.0	ND@1.0	ND@1.0
1,1-DICHLOROETHANE	ug/l	85	ND@1.0	ND@1.0	ND@1.0	ND@1.0	ND@1.0	ND@1.0
1,1-DICHLOROETHYLENE	ug/l	ND@1.0	ND@1.0	ND@1.0	ND@1.0	ND@1.0	ND@1.0	ND@1.0
1,2-DICHLOROETHANE	ug/l	ND@1.0	ND@1.0	ND@1.0	ND@1.0	ND@1.0	ND@1.0	ND@1.0
1,2-DICHLOROPROPANE	ug/l	ND@1.0	ND@1.0	ND@1.0	ND@1.0	ND@1.0	ND@1.0	ND@1.0
BENZENE	ug/l	ND@1.0	NA	ND@1.0	ND@1.0	ND@1.0	ND@1.0	ND@1.0
BROMODICHLOROMETHANE	ug/l	ND@1.0	ND@1.0	ND@1.0	ND@1.0	ND@1.0	ND@1.0	ND@1.0

IBM POUGHKEEPSIE
Airport Monitoring Wells 1988 - 1989 Data Report
10/18/90

SAMPLE LOCATION		A-001-S	A-002-G	A-002-G	A-002-G	A-003-R	A-003-R	A-003-R
SAMPLE DESCRIPTION		GROUNDWATER					GROUNDWATER	GROUNDWATER
SAMPLE DATE		10/11/89	09/11/88	12/01/88	01/26/89	12/05/88	01/27/89	04/12/89
LABORATORY SAMPLE I.D.		80895-001	68364004	70908002	72562002	70973001	72611001	74935001
SAMPLE RUN NUMBER		01	01	01	01	01	01	01
SAMPLE COMMENT CODE					!	!	!	!
PARAMETER	UNITS							
VOLATILE ORGANICS (Continued)								
BROMOFORM	ug/l	ND@1.0	ND@1.0	ND@1.0	ND@1.0	ND@1.0	ND@1.0	ND@1.0
BROMOMETHANE	ug/l	ND@1.0	ND@1.0	ND@1.0	ND@1.0	ND@1.0	ND@1.0	ND@1.0
CARBON TETRACHLORIDE	ug/l	ND@1.0	ND@1.0	ND@1.0	ND@1.0	ND@1.0	ND@1.0	ND@1.0
CHLOROBENZENE	ug/l	ND@1.0	ND@1.0	ND@1.0	ND@1.0	ND@1.0	ND@1.0	ND@1.0
CHLORODIBROMOMETHANE	ug/l	ND@1.0	ND@1.0	ND@1.0	ND@1.0	ND@1.0	ND@1.0	ND@1.0
CHLOROETHANE	ug/l	ND@1.0	ND@1.0	ND@1.0	ND@1.0	ND@1.0	ND@1.0	ND@1.0
CHLOROFORM	ug/l	ND@1.0	ND@1.0	ND@1.0	ND@1.0	ND@1.0	ND@1.0	ND@1.0
CHLOROMETHANE	ug/l	ND@1.0	ND@1.0	ND@1.0	ND@1.0	ND@1.0	ND@1.0	ND@1.0
CIS-1,3-DICHLOROPROPYLENE	ug/l	ND@1.0	ND@1.0	ND@1.0	ND@1.0	ND@1.0	ND@1.0	ND@1.0
DICHLORODIFLUOROMETHANE	ug/l	ND@1.0	ND@1.0	ND@1.0	ND@1.0	ND@1.0	ND@1.0	ND@1.0
ETHYLBENZENE	ug/l	ND@1.0	NA	ND@1.0	ND@1.0	ND@1.0	ND@1.0	ND@1.0
METHYLENE CHLORIDE	ug/l	ND@1.0	ND@1.0	ND@1.0	ND@1.0	ND@1.0	ND@1.0	ND@1.0
TETRACHLOROETHYLENE	ug/l	ND@1.0	ND@1.0	ND@1.0	ND@1.0	ND@1.0	ND@1.0	ND@1.0
TOLUENE	ug/l	ND@1.0	NA	ND@1.0	ND@1.0	ND@1.0	ND@1.0	1.4
TRANS-1,2-DICHLOROETHYLENE	ug/l	ND@1.0	ND@1.0	ND@1.0	ND@1.0	ND@1.0	ND@1.0	ND@1.0
TRANS-1,3-DICHLOROPROPENE	ug/l	ND@1.0	ND@1.0	ND@1.0	ND@1.0	ND@1.0	ND@1.0	ND@1.0
TRICHLOROETHYLENE	ug/l	ND@1.0	ND@1.0	ND@1.0	ND@1.0	ND@1.0	ND@1.0	ND@1.0
TRICHLOROFLUOROMETHANE	ug/l	ND@1.0	ND@1.0	ND@1.0	ND@1.0	ND@1.0	ND@1.0	ND@1.0
VINYL CHLORIDE	ug/l	ND@1.0	ND@1.0	ND@1.0	ND@1.0	ND@1.0	ND@1.0	ND@1.0
XYLENE, TOTAL	ug/l	NA	NA	NA	NA	NA	NA	NA

IBM POUGHKEEPSIE
Airport Monitoring Wells 1988 - 1989 Data Report
10/18/90

SAMPLE LOCATION		A-003-R	A-003-R	A-004-G	A-004-G	A-004-G	A-004-G	A-004-G	A-004-G
SAMPLE DESCRIPTION		GROUNDWATER	GROUNDWATER					GROUNDWATER	GROUNDWATER
SAMPLE DATE		07/20/89	10/16/89	02/18/88	07/27/88	09/11/88	12/05/88	01/27/89	04/12/89
LABORATORY SAMPLE I.D.		78093001	80971-001	62129003	66886005	68364007	70973002	72611002	74935002
SAMPLE RUN NUMBER		01	01	01	01	01	01	01	01
SAMPLE COMMENT CODE								!	!
PARAMETER	UNITS								
BASE/NEUTRAL EXTRACTABLES									
1,2-DICHLOROBENZENE	ug/l	ND@1.0	ND@1.0	<1.0	ND@1.0	ND@1.0	ND@1.0	ND@1.0	ND@1.0
1,3-DICHLOROBENZENE	ug/l	ND@1.0	ND@1.0	<1.0	ND@1.0	ND@1.0	ND@1.0	ND@1.0	ND@1.0
1,4-DICHLOROBENZENE	ug/l	ND@1.0	ND@1.0	<1.0	ND@1.0	ND@1.0	ND@1.0	ND@1.0	ND@1.0
2-CHLOROETHYLVINYL ETHER	ug/l	ND@1.0	ND@1.0	<1.0	ND@1.0	ND@1.0	ND@1.0	ND@1.0	ND@1.0
INDICATOR PARAMETERS									
BIOCHEMICAL OXYGEN DEMAND	mg/l	NA	NA	<3.0	NA	NA	NA	NA	NA
COLOR	PT-CO	NA	NA	<2.5	NA	NA	NA	NA	NA
HARDNESS, TOTAL	mg/l	NA	NA	230	NA	NA	NA	200	NA
ODOR		NA	NA	1	NA	NA	NA	NA	NA
PH	pH	7.96	7.65	8.01	7.35	7.73	7.97	7.59	7.70
SPECIFIC CONDUCTANCE	umhos/cm	374	436	748	807	564	527	643	454
TEMPERATURE	C	NA	NA	NA	NA	NA	NA	NA	NA
TOTAL DISSOLVED SOLIDS	mg/l	NA	NA	NA	NA	NA	NA	270	NA
TURBIDITY	tu	NA	NA	0.11	NA	NA	NA	0.24	NA
INORGANICS									
ALKALINITY, TOTAL	mg/l	NA	NA	140	NA	NA	NA	140	NA
AMMONIA, TOTAL	mg/l	NA	NA	<0.2	NA	NA	NA	NA	NA
CHLORIDE	mg/l	NA	NA	33	NA	NA	NA	34	NA
CYANIDE, DISSOLVED	mg/l	NA	NA	NA	NA	NA	NA	NA	NA
NITRATE	mg/l	NA	NA	NA	NA	NA	NA	5.0	NA
SODIUM, DISSOLVED	mg/l	NA	NA	NA	NA	NA	NA	12	NA
SULFATE	mg/l	NA	NA	26	NA	NA	NA	26	NA
METALS									
ANTIMONY, DISSOLVED	mg/l	ND@0.05	NA	NA	NA	NA	NA	NA	NA
ARSENIC, DISSOLVED	mg/l	ND@0.005	NA	<0.005	NA	NA	NA	NA	NA
BERYLLIUM, DISSOLVED	mg/l	ND@0.005	NA	NA	NA	NA	NA	NA	NA
CADMIUM, DISSOLVED	mg/l	ND@0.002	NA	NA	NA	NA	NA	NA	NA
CALCIUM, DISSOLVED	mg/l	NA	NA	NA	NA	NA	NA	53	NA
CHROMIUM, DISSOLVED	mg/l	ND@0.01	NA	NA	NA	NA	NA	NA	NA

IBM POUGHKEEPSIE
Airport Monitoring Wells 1988 - 1989 Data Report
10/18/90

SAMPLE LOCATION		A-003-R	A-003-R	A-004-G	A-004-G	A-004-G	A-004-G	A-004-G	A-004-G
SAMPLE DESCRIPTION		GROUNDWATER	GROUNDWATER					GROUNDWATER	GROUNDWATER
SAMPLE DATE		07/20/89	10/16/89	02/18/88	07/27/88	09/11/88	12/05/88	01/27/89	04/12/89
LABORATORY SAMPLE I.D.		78093001	80971-001	62129003	66886005	68364007	70973002	72611002	74935002
SAMPLE RUN NUMBER		01	01	01	01	01	01	01	01
SAMPLE COMMENT CODE								!	!
PARAMETER	UNITS								
METALS (Continued)									
COPPER, DISSOLVED	mg/l	ND@0.01	NA	NA	NA	NA	NA	NA	NA
IRON, DISSOLVED	mg/l	NA	NA	<0.03	NA	NA	NA	0.04	NA
LEAD, DISSOLVED	mg/l	11	NA	<0.05	NA	NA	NA	NA	NA
MAGNESIUM, DISSOLVED	mg/l	NA	NA	NA	NA	NA	NA	11	NA
MANGANESE, DISSOLVED	mg/l	NA	NA	<0.01	NA	NA	NA	ND@0.01	NA
MERCURY, DISSOLVED	mg/l	ND@0.0004	NA	NA	NA	NA	NA	NA	NA
NICKEL, DISSOLVED	mg/l	ND@0.04	NA	NA	NA	NA	NA	NA	NA
POTASSIUM, DISSOLVED	mg/l	NA	NA	NA	NA	NA	NA	0.9	NA
SELENIUM, DISSOLVED	mg/l	ND@0.005	NA	NA	NA	NA	NA	NA	NA
SILVER, DISSOLVED	mg/l	ND@0.01	NA	NA	NA	NA	NA	NA	NA
THALLIUM, DISSOLVED	mg/l	ND@0.01	NA	NA	NA	NA	NA	NA	NA
ZINC, DISSOLVED	mg/l	0.12	NA	NA	NA	NA	NA	NA	NA
PETROLEUM PRODUCTS									
FUEL OIL #1	nl/l	NA	NA	NA	NA	NA	NA	NA	NA
FUEL OIL #2	ul/l	NA	NA	NA	NA	NA	NA	NA	NA
FUEL OIL #3	ul/l	NA	NA	NA	NA	NA	NA	NA	NA
FUEL OIL #4	ul/l	NA	NA	NA	NA	NA	NA	NA	NA
FUEL OIL #5	ul/l	NA	NA	NA	NA	NA	NA	NA	NA
FUEL OIL #6	ul/l	NA	NA	NA	NA	NA	NA	NA	NA
GASOLINE	ug/l	NA	NA	NA	NA	NA	NA	NA	NA
OIL & GREASE	ug/l	NA	NA	NA	NA	NA	NA	1.0	NA
TOTAL PETROLEUM HYDROCARBON	mg/l	NA	NA	NA	NA	NA	NA	NA	NA
VOLATILE ORGANICS									
1,1,1-TRICHLOROETHANE	ug/l	ND@1.0	ND@1.0	1.7	ND@1.0	1.1	ND@1.0	1.0	ND@1.0
1,1,2,2-TETRACHLOROETHANE	ug/l	ND@1.0	ND@1.0	<1.0	ND@1.0	ND@1.0	ND@1.0	ND@1.0	ND@1.0
1,1,2-TRICHLORO-1,2,2-TRIFLUOROETHANE	ug/l	NA	NA	<1.0	ND@1.0	NA	NA	NA	NA
1,1,2-TRICHLOROETHANE	ug/l	ND@1.0	ND@1.0	<1.0	ND@1.0	ND@1.0	ND@1.0	ND@1.0	ND@1.0
1,1-DICHLOROETHANE	ug/l	2.2	ND@1.0	<1.0	ND@1.0	ND@1.0	ND@1.0	ND@1.0	ND@1.0
1,1-DICHLOROETHYLENE	ug/l	ND@1.0	ND@1.0	<1.0	ND@1.0	ND@1.0	ND@1.0	ND@1.0	ND@1.0
1,2-DICHLOROETHANE	ug/l	ND@1.0	ND@1.0	<1.0	ND@1.0	ND@1.0	ND@1.0	ND@1.0	ND@1.0
1,2-DICHLOROPROPANE	ug/l	ND@1.0	ND@1.0	<1.0	ND@1.0	ND@1.0	ND@1.0	ND@1.0	ND@1.0
BENZENE	ug/l	ND@1.0	ND@1.0	<1.0	ND@1.0	NA	ND@1.0	ND@1.0	ND@1.0
BROMODICHLOROMETHANE	ug/l	ND@1.0	ND@1.0	<1.0	ND@1.0	ND@1.0	ND@1.0	ND@1.0	ND@1.0

IBM POUGHKEEPSIE
Airport Monitoring Wells 1988 - 1989 Data Report
10/18/90

SAMPLE LOCATION		A-003-R	A-003-R	A-004-G	A-004-G	A-004-G	A-004-G	A-004-G	A-004-G
SAMPLE DESCRIPTION		GROUNDWATER	GROUNDWATER					GROUNDWATER	GROUNDWATER
SAMPLE DATE		07/20/89	10/16/89	02/18/88	07/27/88	09/11/88	12/05/88	01/27/89	04/12/89
LABORATORY SAMPLE I.D.		78093001	80971-001	62129003	66886005	68364007	70973002	72611002	74935002
SAMPLE RUN NUMBER		01	01	01	01	01	01	01	01
SAMPLE COMMENT CODE								!	!
PARAMETER	UNITS								
VOLATILE ORGANICS (Continued)									
BROMOFORM	ug/l	ND@1.0	ND@1.0	<1.0	ND@1.0	ND@1.0	ND@1.0	ND@1.0	ND@1.0
BROMOMETHANE	ug/l	ND@1.0	ND@1.0	<1.0	ND@1.0	ND@1.0	ND@1.0	ND@1.0	ND@1.0
CARBON TETRACHLORIDE	ug/l	ND@1.0	ND@1.0	<1.0	ND@1.0	ND@1.0	ND@1.0	ND@1.0	ND@1.0
CHLOROBENZENE	ug/l	ND@1.0	ND@1.0	<1.0	ND@1.0	ND@1.0	ND@1.0	ND@1.0	ND@1.0
CHLORODIBROMOMETHANE	ug/l	ND@1.0	ND@1.0	<1.0	ND@1.0	ND@1.0	ND@1.0	ND@1.0	ND@1.0
CHLOROETHANE	ug/l	ND@1.0	ND@1.0	<1.0	ND@1.0	ND@1.0	ND@1.0	ND@1.0	ND@1.0
CHLOROFORM	ug/l	ND@1.0	ND@1.0	<1.0	ND@1.0	ND@1.0	ND@1.0	ND@1.0	ND@1.0
CHLOROMETHANE	ug/l	ND@1.0	ND@1.0	<1.0	ND@1.0	ND@1.0	ND@1.0	ND@1.0	ND@1.0
CIS-1,3-DICHLOROPROPYLENE	ug/l	ND@1.0	ND@1.0	<1.0	ND@1.0	ND@1.0	ND@1.0	ND@1.0	ND@1.0
DICHLORODIFLUOROMETHANE	ug/l	ND@1.0	ND@1.0	NA	NA	ND@1.0	ND@1.0	ND@1.0	ND@1.0
ETHYLBENZENE	ug/l	ND@1.0	ND@1.0	<1.0	ND@1.0	NA	ND@1.0	ND@1.0	ND@1.0
METHYLENE CHLORIDE	ug/l	ND@1.0	ND@1.0	<1.0	ND@1.0	ND@1.0	ND@1.0	ND@1.0	ND@1.0
TETRACHLOROETHYLENE	ug/l	ND@1.0	ND@1.0	<1.0	ND@1.0	ND@1.0	ND@1.0	ND@1.0	ND@1.0
TOLUENE	ug/l	ND@1.0	ND@1.0	<1.0	ND@1.0	NA	ND@1.0	ND@1.0	ND@1.0
TRANS-1,2-DICHLOROETHYLENE	ug/l	ND@1.0	ND@1.0	<1.0	ND@1.0	ND@1.0	ND@1.0	ND@1.0	ND@1.0
TRANS-1,3-DICHLOROPROPENE	ug/l	ND@1.0	ND@1.0	<1.0	ND@1.0	ND@1.0	ND@1.0	ND@1.0	ND@1.0
TRICHLOROETHYLENE	ug/l	ND@1.0	ND@1.0	<1.0	ND@1.0	ND@1.0	ND@1.0	ND@1.0	ND@1.0
TRICHLOROFLUOROMETHANE	ug/l	ND@1.0	ND@1.0	<1.0	ND@1.0	ND@1.0	ND@1.0	ND@1.0	ND@1.0
VINYL CHLORIDE	ug/l	ND@1.0	ND@1.0	<1.0	ND@1.0	ND@1.0	ND@1.0	ND@1.0	ND@1.0
XYLENE, TOTAL	ug/l	NA	NA	<1.0	ND@1.0	NA	NA	NA	NA

IBM POUGHKEEPSIE
Airport Monitoring Wells 1988 - 1989 Data Report
10/18/90

SAMPLE LOCATION		A-004-G	A-004-G	A-004-G	A-004-G	A-004-G	A-005-R	A-005-R
SAMPLE DESCRIPTION		GROUNDWATER	GROUNDWATER	GROUNDWATER	GROUNDWATER	GROUNDWATER		GROUNDWATER
SAMPLE DATE		04/12/89	04/12/89	04/12/89	07/20/89	10/16/89	12/01/88	01/27/89
LABORATORY SAMPLE I.D.		88GW7779	74935-002	88GW7779	78093002	80971-002	70908003	72611003
SAMPLE RUN NUMBER		01	01	02	01	01	01	01
SAMPLE COMMENT CODE		!						!
PARAMETER	UNITS							
BASE/NEUTRAL EXTRACTABLES								
1,2-DICHLOROBENZENE	ug/l	ND@1.0	ND@1.0	ND@1.0	ND@1.0	ND@1.0	ND@1.0	ND@1.0
1,3-DICHLOROBENZENE	ug/l	ND@1.0	ND@1.0	ND@1.0	ND@1.0	ND@1.0	ND@1.0	ND@1.0
1,4-DICHLOROBENZENE	ug/l	ND@1.0	ND@1.0	ND@1.0	ND@1.0	ND@1.0	ND@1.0	ND@1.0
2-CHLOROETHYLVINYL ETHER	ug/l	ND@1.0	ND@1.0	ND@1.0	ND@1.0	ND@1.0	ND@1.0	ND@1.0
INDICATOR PARAMETERS								
BIOCHEMICAL OXYGEN DEMAND	mg/l	NA	NA	NA	NA	NA	NA	NA
COLOR	PT-CO	NA	NA	NA	NA	NA	NA	NA
HARDNESS, TOTAL	mg/l	NA	NA	NA	NA	NA	NA	230
ODOR		NA	NA	NA	NA	NA	NA	NA
PH	pH	NA	NA	NA	7.71	7.28	7.96	7.99
SPECIFIC CONDUCTANCE	umhos/cm	NA	NA	NA	427	581	641	631
TEMPERATURE	C	NA	NA	NA	NA	NA	NA	NA
TOTAL DISSOLVED SOLIDS	mg/l	NA	NA	NA	NA	NA	NA	330
TURBIDITY	tu	NA	NA	NA	NA	NA	NA	2.5
INORGANICS								
ALKALINITY, TOTAL	mg/l	NA	NA	NA	NA	NA	NA	130
AMMONIA, TOTAL	mg/l	NA	NA	NA	NA	NA	NA	NA
CHLORIDE	mg/l	NA	NA	NA	NA	NA	NA	47
CYANIDE, DISSOLVED	mg/l	NA	NA	NA	NA	ND@0.005	NA	NA
NITRATE	mg/l	NA	NA	NA	NA	NA	NA	ND@0.2
SODIUM, DISSOLVED	mg/l	NA	NA	NA	NA	NA	NA	17
SULFATE	mg/l	NA	NA	NA	NA	NA	NA	55
METALS								
ANTIMONY, DISSOLVED	mg/l	NA	NA	NA	NA	NA	NA	NA
ARSENIC, DISSOLVED	mg/l	NA	NA	NA	NA	NA	NA	NA
BERYLLIUM, DISSOLVED	mg/l	NA	NA	NA	NA	NA	NA	NA
CADMIUM, DISSOLVED	mg/l	NA	NA	NA	NA	NA	NA	NA
CALCIUM, DISSOLVED	mg/l	NA	NA	NA	NA	NA	NA	61
CHROMIUM, DISSOLVED	mg/l	NA	NA	NA	NA	NA	NA	NA

IBM POUGHKEEPSIE
Airport Monitoring Wells 1988 - 1989 Data Report
10/18/90

SAMPLE LOCATION		A-004-G	A-004-G	A-004-G	A-004-G	A-004-G	A-005-R	A-005-R
SAMPLE DESCRIPTION		GROUNDWATER	GROUNDWATER	GROUNDWATER	GROUNDWATER	GROUNDWATER		GROUNDWATER
SAMPLE DATE		04/12/89	04/12/89	04/12/89	07/20/89	10/16/89	12/01/88	01/27/89
LABORATORY SAMPLE I.D.		88GW7779	74935-002	88GW7779	78093002	80971-002	70908003	72611003
SAMPLE RUN NUMBER		01	01	02	01	01	01	01
SAMPLE COMMENT CODE		!						!
PARAMETER	UNITS							
METALS (Continued)								
COPPER, DISSOLVED	mg/l	NA	NA	NA	NA	NA	NA	NA
IRON, DISSOLVED	mg/l	NA	NA	NA	NA	NA	NA	0.06
LEAD, DISSOLVED	mg/l	NA	NA	NA	NA	NA	NA	NA
MAGNESIUM, DISSOLVED	mg/l	NA	NA	NA	NA	NA	NA	13
MANGANESE, DISSOLVED	mg/l	NA	NA	NA	NA	NA	NA	0.05
MERCURY, DISSOLVED	mg/l	NA	NA	NA	NA	NA	NA	NA
NICKEL, DISSOLVED	mg/l	NA	NA	NA	NA	NA	NA	NA
POTASSIUM, DISSOLVED	mg/l	NA	NA	NA	NA	NA	NA	1.8
SELENIUM, DISSOLVED	mg/l	NA	NA	NA	NA	NA	NA	NA
SILVER, DISSOLVED	mg/l	NA	NA	NA	NA	NA	NA	NA
THALLIUM, DISSOLVED	mg/l	NA	NA	NA	NA	NA	NA	NA
ZINC, DISSOLVED	mg/l	NA	NA	NA	NA	NA	NA	NA
PETROLEUM PRODUCTS								
FUEL OIL #1	ul/l	NA	NA	NA	NA	NA	NA	NA
FUEL OIL #2	ul/l	NA	NA	NA	NA	NA	NA	NA
FUEL OIL #3	ul/l	NA	NA	NA	NA	NA	NA	NA
FUEL OIL #4	ul/l	NA	NA	NA	NA	NA	NA	NA
FUEL OIL #5	ul/l	NA	NA	NA	NA	NA	NA	NA
FUEL OIL #6	ul/l	NA	NA	NA	NA	NA	NA	NA
GASOLINE	ug/l	NA	NA	NA	NA	NA	NA	NA
OIL & GREASE	ug/l	NA	NA	NA	NA	NA	NA	1.9
TOTAL PETROLEUM HYDROCARBON	mg/l	NA	NA	NA	NA	NA	NA	NA
VOLATILE ORGANICS								
1,1,1-TRICHLOROETHANE	ug/l	2.5	ND@1.0	2.5	ND@1.0	ND@1.0	ND@1.0	ND@1.0
1,1,2,2-TETRACHLOROETHANE	ug/l	ND@1.0	ND@1.0	ND@1.0	ND@1.0	ND@1.0	ND@1.0	ND@1.0
1,1,2-TRICHLORO-1,2,2-TRIFLUOROETHANE	ug/l	NA	NA	NA	NA	NA	NA	NA
1,1,2-TRICHLOROETHANE	ug/l	ND@1.0	ND@1.0	ND@1.0	ND@1.0	ND@1.0	ND@1.0	ND@1.0
1,1-DICHLOROETHANE	ug/l	ND@1.0	ND@1.0	ND@1.0	ND@1.0	ND@1.0	ND@1.0	ND@1.0
1,1-DICHLOROETHYLENE	ug/l	ND@1.0	ND@1.0	ND@1.0	ND@1.0	ND@1.0	ND@1.0	ND@1.0
1,2-DICHLOROETHANE	ug/l	ND@1.0	ND@1.0	ND@1.0	ND@1.0	ND@1.0	ND@1.0	ND@1.0
1,2-DICHLOROPROPANE	ug/l	ND@1.0	ND@1.0	ND@1.0	ND@1.0	ND@1.0	ND@1.0	ND@1.0
BENZENE	ug/l	ND@1.0	ND@1.0	NA	ND@1.0	ND@1.0	ND@1.0	ND@1.0
BROMODICHLOROMETHANE	ug/l	ND@1.0	ND@1.0	ND@1.0	ND@1.0	ND@1.0	ND@1.0	ND@1.0

IBM POUGHKEEPSIE
Airport Monitoring Wells 1988 - 1989 Data Report
10/18/90

SAMPLE LOCATION		A-004-G	A-004-G	A-004-G	A-004-G	A-004-G	A-005-R	A-005-R
SAMPLE DESCRIPTION		GROUNDWATER	GROUNDWATER	GROUNDWATER	GROUNDWATER	GROUNDWATER		GROUNDWATER
SAMPLE DATE		04/12/89	04/12/89	04/12/89	07/20/89	10/16/89	12/01/88	01/27/89
LABORATORY SAMPLE I.D.		88GW7779	74935-002	88GW7779	78093002	80971-002	70908003	72611003
SAMPLE RUN NUMBER		01	01	02	01	01	01	01
SAMPLE COMMENT CODE		!						!
PARAMETER	UNITS							
VOLATILE ORGANICS (Continued)								
BROMOFORM	ug/l	ND@1.0	ND@1.0	ND@1.0	ND@1.0	ND@1.0	ND@1.0	ND@1.0
BROMOMETHANE	ug/l	ND@1.0	ND@1.0	ND@1.0	ND@1.0	ND@1.0	ND@1.0	ND@1.0
CARBON TETRACHLORIDE	ug/l	ND@1.0	ND@1.0	ND@1.0	ND@1.0	ND@1.0	ND@1.0	ND@1.0
CHLOROBENZENE	ug/l	ND@1.0	ND@1.0	ND@1.0	ND@1.0	ND@1.0	ND@1.0	ND@1.0
CHLORODIBROMOMETHANE	ug/l	ND@1.0	ND@1.0	ND@1.0	ND@1.0	ND@1.0	ND@1.0	ND@1.0
CHLOROETHANE	ug/l	ND@1.0	ND@1.0	ND@1.0	ND@1.0	ND@1.0	ND@1.0	ND@1.0
CHLOROFORM	ug/l	ND@1.0	ND@1.0	ND@1.0	ND@1.0	ND@1.0	ND@1.0	ND@1.0
CHLOROMETHANE	ug/l	ND@1.0	ND@1.0	ND@1.0	ND@1.0	ND@1.0	ND@1.0	ND@1.0
CIS-1,3-DICHLOROPROPYLENE	ug/l	ND@1.0	ND@1.0	ND@1.0	ND@1.0	ND@1.0	ND@1.0	ND@1.0
DICHLORODIFLUOROMETHANE	ug/l	ND@1.0	ND@1.0	ND@1.0	ND@1.0	ND@1.0	ND@1.0	ND@1.0
ETHYLBENZENE	ug/l	ND@1.0	ND@1.0	NA	ND@1.0	ND@1.0	ND@1.0	ND@1.0
METHYLENE CHLORIDE	ug/l	1.1	ND@1.0	1.1	ND@1.0	ND@1.0	ND@1.0	ND@1.0
TETRACHLOROETHYLENE	ug/l	ND@1.0	ND@1.0	ND@1.0	ND@1.0	ND@1.0	ND@1.0	ND@1.0
TOLUENE	ug/l	ND@1.0	ND@1.0	NA	ND@1.0	ND@1.0	ND@1.0	ND@1.0
TRANS-1,2-DICHLOROETHYLENE	ug/l	ND@1.0	ND@1.0	ND@1.0	ND@1.0	ND@1.0	ND@1.0	ND@1.0
TRANS-1,3-DICHLOROPROPENE	ug/l	ND@1.0	ND@1.0	ND@1.0	ND@1.0	ND@1.0	ND@1.0	ND@1.0
TRICHLOROETHYLENE	ug/l	ND@1.0	ND@1.0	ND@1.0	ND@1.0	ND@1.0	ND@1.0	ND@1.0
TRICHLOROFLUOROMETHANE	ug/l	ND@1.0	ND@1.0	ND@1.0	ND@1.0	ND@1.0	ND@1.0	ND@1.0
VINYL CHLORIDE	ug/l	ND@1.0	ND@1.0	ND@1.0	ND@1.0	ND@1.0	ND@1.0	ND@1.0
XYLENE, TOTAL	ug/l	NA	NA	NA	NA	NA	NA	NA

IBM POUGHKEEPSIE
Airport Monitoring Wells 1988 - 1989 Data Report
10/18/90

SAMPLE LOCATION		A-006-G	A-006-G	A-006-G	A-006-G	A-006-G	A-007-S	A-007-S
SAMPLE DESCRIPTION						GROUNDWATER		GROUNDWATER
SAMPLE DATE		02/17/88	07/29/88	09/11/88	12/02/88	01/26/89	12/05/88	01/27/89
LABORATORY SAMPLE I.D.		62099001	66977006	68364002	70943005	72562003	70973003	72611004
SAMPLE RUN NUMBER		01	01	01	01	01	01	01
SAMPLE COMMENT CODE						!		!
PARAMETER	UNITS							
BASE/NEUTRAL EXTRACTABLES								
1,2-DICHLOROBENZENE	ug/l	<1.0	ND@1.0	ND@1.0	ND@1.0	ND@1.0	ND@1.0	ND@1.0
1,3-DICHLOROBENZENE	ug/l	<1.0	ND@1.0	ND@1.0	ND@1.0	ND@1.0	ND@1.0	ND@1.0
1,4-DICHLOROBENZENE	ug/l	<1.0	ND@1.0	ND@1.0	ND@1.0	ND@1.0	ND@1.0	ND@1.0
2-CHLOROETHYLVINYL ETHER	ug/l	<1.0	ND@1.0	ND@1.0	ND@1.0	ND@1.0	ND@1.0	ND@1.0
INDICATOR PARAMETERS								
BIOCHEMICAL OXYGEN DEMAND	mg/l	<3.0	NA	NA	NA	NA	NA	NA
COLOR	PT-CO	<2.5	NA	NA	NA	NA	NA	NA
HARDNESS, TOTAL	mg/l	290	NA	NA	NA	300	NA	200
ODOR		1	NA	NA	NA	NA	NA	NA
PH	pH	7.64	7.43	7.16	7.58	7.50	7.80	7.97
SPECIFIC CONDUCTANCE	umhos/cm	1130	900	868	651	1136	566	621
TEMPERATURE	C	NA	NA	NA	NA	NA	NA	NA
TOTAL DISSOLVED SOLIDS	mg/l	410	NA	NA	NA	400	NA	270
TURBIDITY	tu	0.22	NA	NA	NA	1.1	NA	5.0
INORGANICS								
ALKALINITY, TOTAL	mg/l	180	NA	NA	NA	180	NA	110
AMMONIA, TOTAL	mg/l	<0.2	NA	NA	NA	NA	NA	NA
CHLORIDE	mg/l	76	NA	NA	NA	81	NA	30
CYANIDE, DISSOLVED	mg/l	NA	NA	NA	NA	NA	NA	NA
NITRATE	mg/l	NA	NA	NA	NA	2.1	NA	ND@0.20
SODIUM, DISSOLVED	mg/l	NA	NA	NA	NA	23	NA	15
SULFATE	mg/l	59	NA	NA	NA	47	NA	80
METALS								
ANTIMONY, DISSOLVED	mg/l	NA	NA	NA	NA	NA	NA	NA
ARSENIC, DISSOLVED	mg/l	NA	NA	NA	NA	NA	NA	NA
BERYLLIUM, DISSOLVED	mg/l	NA	NA	NA	NA	NA	NA	NA
CADMIUM, DISSOLVED	mg/l	NA	NA	NA	NA	NA	NA	NA
CALCIUM, DISSOLVED	mg/l	NA	NA	NA	NA	76	NA	56
CHROMIUM, DISSOLVED	mg/l	NA	NA	NA	NA	NA	NA	NA

IBM POUGHKEEPSIE
Airport Monitoring Wells 1988 - 1989 Data Report
10/18/90

SAMPLE LOCATION		A-006-G	A-006-G	A-006-G	A-006-G	A-006-G	A-007-S	A-007-S
SAMPLE DESCRIPTION						GROUNDWATER		GROUNDWATER
SAMPLE DATE		02/17/88	07/29/88	09/11/88	12/02/88	01/26/89	12/05/88	01/27/89
LABORATORY SAMPLE I.D.		62099001	66977006	68364002	70943005	72562003	70973003	72611004
SAMPLE RUN NUMBER		01	01	01	01	01	01	01
SAMPLE COMMENT CODE						!		!
PARAMETER	UNITS							
METALS (Continued)								
COPPER, DISSOLVED	mg/l	NA	NA	NA	NA	NA	NA	NA
IRON, DISSOLVED	mg/l	NA	NA	NA	NA	0.03	NA	0.17
LEAD, DISSOLVED	mg/l	NA	NA	NA	NA	NA	NA	NA
MAGNESIUM, DISSOLVED	mg/l	NA	NA	NA	NA	15	NA	9.5
MANGANESE, DISSOLVED	mg/l	NA	NA	NA	NA	0.48	NA	0.13
MERCURY, DISSOLVED	mg/l	NA	NA	NA	NA	NA	NA	NA
NICKEL, DISSOLVED	mg/l	NA	NA	NA	NA	NA	NA	NA
POTASSIUM, DISSOLVED	mg/l	NA	NA	NA	NA	1.1	NA	1.4
SELENIUM, DISSOLVED	mg/l	NA	NA	NA	NA	NA	NA	NA
SILVER, DISSOLVED	mg/l	NA	NA	NA	NA	NA	NA	NA
THALLIUM, DISSOLVED	mg/l	NA	NA	NA	NA	NA	NA	NA
ZINC, DISSOLVED	mg/l	NA	NA	NA	NA	NA	NA	NA
PETROLEUM PRODUCTS								
FUEL OIL #1	ul/l	NA	NA	NA	NA	NA	NA	NA
FUEL OIL #2	ul/l	NA	NA	NA	NA	NA	NA	NA
FUEL OIL #3	ul/l	NA	NA	NA	NA	NA	NA	NA
FUEL OIL #4	ul/l	NA	NA	NA	NA	NA	NA	NA
FUEL OIL #5	ul/l	NA	NA	NA	NA	NA	NA	NA
FUEL OIL #6	ul/l	NA	NA	NA	NA	NA	NA	NA
GASOLINE	ug/l	NA	NA	NA	NA	NA	NA	NA
OIL & GREASE	ug/l	NA	NA	NA	NA	1.1	NA	1.9
TOTAL PETROLEUM HYDROCARBON	mg/l	NA	NA	NA	NA	NA	NA	NA
VOLATILE ORGANICS								
1,1,1-TRICHLOROETHANE	ug/l	4.7	4.8	4.9	2.3	4.4	ND@1.0	ND@1.0
1,1,2,2-TETRACHLOROETHANE	ug/l	<1.0	ND@1.0	ND@1.0	ND@1.0	ND@1.0	ND@1.0	ND@1.0
1,1,2-TRICHLORO-1,2,2-TRIFLUOROETHANE	ug/l	<1.0	ND@1.0	ND@1.0	NA	NA	NA	NA
1,1,2-TRICHLOROETHANE	ug/l	<1.0	ND@1.0	ND@1.0	ND@1.0	ND@1.0	ND@1.0	ND@1.0
1,1-DICHLOROETHANE	ug/l	<1.0	ND@1.0	ND@1.0	ND@1.0	ND@1.0	ND@1.0	ND@1.0
1,1-DICHLOROETHYLENE	ug/l	<1.0	ND@1.0	ND@1.0	ND@1.0	ND@1.0	ND@1.0	ND@1.0
1,2-DICHLOROETHANE	ug/l	<1.0	ND@1.0	ND@1.0	ND@1.0	ND@1.0	ND@1.0	ND@1.0
1,2-DICHLOROPROPANE	ug/l	<1.0	ND@1.0	ND@1.0	ND@1.0	ND@1.0	ND@1.0	ND@1.0
BENZENE	ug/l	<1.0	ND@1.0	NA	ND@1.0	ND@1.0	ND@1.0	ND@1.0
BROMODICHLOROMETHANE	ug/l	<1.0	ND@1.0	ND@1.0	ND@1.0	ND@1.0	ND@1.0	ND@1.0

IBM POUGHKEEPSIE
Airport Monitoring Wells 1988 - 1989 Data Report
10/18/90

SAMPLE LOCATION		A-006-G	A-006-G	A-006-G	A-006-G	A-006-G	A-007-S	A-007-S
SAMPLE DESCRIPTION						GROUNDWATER		GROUNDWATER
SAMPLE DATE		02/17/88	07/29/88	09/11/88	12/02/88	01/26/89	12/05/88	01/27/89
LABORATORY SAMPLE I.D.		62099001	66977006	68364002	70943005	72562003	70973003	72611004
SAMPLE RUN NUMBER		01	01	01	01	01	01	01
SAMPLE COMMENT CODE						!		!
PARAMETER	UNITS							
VOLATILE ORGANICS (Continued)								
BROMOFORM	ug/l	<1.0	ND@1.0	ND@1.0	ND@1.0	ND@1.0	ND@1.0	ND@1.0
BROMOMETHANE	ug/l	<1.0	ND@1.0	ND@1.0	ND@1.0	ND@1.0	ND@1.0	ND@1.0
CARBON TETRACHLORIDE	ug/l	<1.0	ND@1.0	ND@1.0	ND@1.0	ND@1.0	ND@1.0	ND@1.0
CHLOROBENZENE	ug/l	<1.0	ND@1.0	ND@1.0	ND@1.0	ND@1.0	ND@1.0	ND@1.0
CHLORODIBROMOMETHANE	ug/l	<1.0	ND@1.0	ND@1.0	ND@1.0	ND@1.0	ND@1.0	ND@1.0
CHLOROETHANE	ug/l	<1.0	ND@1.0	ND@1.0	ND@1.0	ND@1.0	ND@1.0	ND@1.0
CHLOROFORM	ug/l	<1.0	ND@1.0	ND@1.0	ND@1.0	ND@1.0	ND@1.0	ND@1.0
CHLOROMETHANE	ug/l	<1.0	3.5	ND@1.0	ND@1.0	ND@1.0	ND@1.0	ND@1.0
CIS-1,3-DICHLOROPROPYLENE	ug/l	<1.0	ND@1.0	ND@1.0	ND@1.0	ND@1.0	ND@1.0	ND@1.0
DICHLORODIFLUOROMETHANE	ug/l	NA	NA	ND@1.0	ND@1.0	ND@1.0	ND@1.0	ND@1.0
ETHYLBENZENE	ug/l	<1.0	ND@1.0	NA	ND@1.0	ND@1.0	ND@1.0	ND@1.0
METHYLENE CHLORIDE	ug/l	<1.0	ND@1.0	ND@1.0	ND@1.0	ND@1.0	ND@1.0	ND@1.0
TETRACHLOROETHYLENE	ug/l	<1.0	ND@1.0	ND@1.0	ND@1.0	ND@1.0	ND@1.0	ND@1.0
TOLUENE	ug/l	<1.0	ND@1.0	NA	ND@1.0	ND@1.0	ND@1.0	ND@1.0
TRANS-1,2-DICHLOROETHYLENE	ug/l	<1.0	ND@1.0	ND@1.0	ND@1.0	ND@1.0	ND@1.0	ND@1.0
TRANS-1,3-DICHLOROPROPENE	ug/l	<1.0	ND@1.0	ND@1.0	ND@1.0	ND@1.0	ND@1.0	ND@1.0
TRICHLOROETHYLENE	ug/l	<1.0	ND@1.0	ND@1.0	ND@1.0	ND@1.0	ND@1.0	ND@1.0
TRICHLOROFLUOROMETHANE	ug/l	<1.0	ND@1.0	ND@1.0	ND@1.0	ND@1.0	ND@1.0	ND@1.0
VINYL CHLORIDE	ug/l	<1.0	ND@1.0	ND@1.0	ND@1.0	ND@1.0	ND@1.0	ND@1.0
XYLENE, TOTAL	ug/l	<1.0	ND@1.0	NA	NA	NA	NA	NA

IBM POUGHKEEPSIE
Airport Monitoring Wells 1988 - 1989 Data Report
10/18/90

SAMPLE LOCATION		A-008-S	A-008-S	A-009-R	A-010-S	A-011-S	A-011-S
SAMPLE DESCRIPTION			GROUNDWATER				
SAMPLE DATE		12/02/88	01/26/89	07/29/88	11/22/88	02/18/88	07/27/88
LABORATORY SAMPLE I.D.		70943004	72562004	66977004	70692006	62129001	66886003
SAMPLE RUN NUMBER		01	01	01	01	01	01
SAMPLE COMMENT CODE			!				
PARAMETER	UNITS						
BASE/NEUTRAL EXTRACTABLES							
1,2-DICHLOROBENZENE	ug/l	ND@1.0	ND@1.0	ND@1.0	NA	<1.0	ND@1.0
1,3-DICHLOROBENZENE	ug/l	ND@1.0	ND@1.0	ND@1.0	NA	<1.0	ND@1.0
1,4-DICHLOROBENZENE	ug/l	ND@1.0	ND@1.0	ND@1.0	NA	<1.0	ND@1.0
2-CHLOROETHYLVINYL ETHER	ug/l	ND@1.0	ND@1.0	ND@1.0	NA	<1.0	ND@1.0
INDICATOR PARAMETERS							
BIOCHEMICAL OXYGEN DEMAND	mg/l	NA	NA	NA	NA	<3.0	NA
COLOR	PT-CO	NA	NA	NA	NA	2.5	NA
HARDNESS, TOTAL	mg/l	NA	250	NA	NA	160	NA
ODOR		NA	NA	NA	NA	1	NA
PH	pH	7.02	7.69	8.37	6.53	6.45	6.30
SPECIFIC CONDUCTANCE	umhos/cm	607	791	450	560	520	588
TEMPERATURE	C	NA	NA	NA	NA	NA	NA
TOTAL DISSOLVED SOLIDS	mg/l	NA	340	NA	NA	NA	NA
TURBIDITY	tu	NA	1.0	NA	NA	18.0	NA
INORGANICS							
ALKALINITY, TOTAL	mg/l	NA	150	NA	NA	100	NA
AMMONIA, TOTAL	mg/l	NA	NA	NA	NA	<0.2	NA
CHLORIDE	mg/l	NA	47	NA	NA	29	NA
CYANIDE, DISSOLVED	mg/l	NA	NA	NA	NA	NA	NA
NITRATE	mg/l	NA	11	NA	NA	NA	NA
SODIUM, DISSOLVED	mg/l	NA	22	NA	NA	NA	NA
SULFATE	mg/l	NA	38	NA	NA	15	NA
METALS							
ANTIMONY, DISSOLVED	mg/l	NA	NA	NA	NA	NA	NA
ARSENIC, DISSOLVED	mg/l	NA	NA	NA	NA	<0.005	NA
BERYLLIUM, DISSOLVED	mg/l	NA	NA	NA	NA	NA	NA
CADMIUM, DISSOLVED	mg/l	NA	NA	NA	NA	NA	NA
CALCIUM, DISSOLVED	mg/l	NA	63	NA	NA	NA	NA
CHROMIUM, DISSOLVED	mg/l	NA	NA	NA	NA	NA	NA

IBM POUGHKEEPSIE
Airport Monitoring Wells 1988 - 1989 Data Report
10/18/90

SAMPLE LOCATION		A-008-S	A-008-S	A-009-R	A-010-S	A-011-S	A-011-S
SAMPLE DESCRIPTION			GROUNDWATER				
SAMPLE DATE		12/02/88	01/26/89	07/29/88	11/22/88	02/18/88	07/27/88
LABORATORY SAMPLE I.D.		70943004	72562004	66977004	70692006	62129001	66886003
SAMPLE RUN NUMBER		01	01	01	01	01	01
SAMPLE COMMENT CODE			!				
PARAMETER	UNITS						
METALS (Continued)							
COPPER, DISSOLVED	mg/l	NA	NA	NA	NA	NA	NA
IRON, DISSOLVED	mg/l	NA	0.19	NA	NA	0.39	NA
LEAD, DISSOLVED	mg/l	NA	NA	NA	NA	<0.05	NA
MAGNESIUM, DISSOLVED	mg/l	NA	12	NA	NA	NA	NA
MANGANESE, DISSOLVED	mg/l	NA	0.12	NA	NA	1.5	NA
MERCURY, DISSOLVED	mg/l	NA	NA	NA	NA	NA	NA
NICKEL, DISSOLVED	mg/l	NA	NA	NA	NA	NA	NA
POTASSIUM, DISSOLVED	mg/l	NA	0.6	NA	NA	NA	NA
SELENIUM, DISSOLVED	mg/l	NA	NA	NA	NA	NA	NA
SILVER, DISSOLVED	mg/l	NA	NA	NA	NA	NA	NA
THALLIUM, DISSOLVED	mg/l	NA	NA	NA	NA	NA	NA
ZINC, DISSOLVED	mg/l	NA	NA	NA	NA	NA	NA
PETROLEUM PRODUCTS							
FUEL OIL #1	ul/l	NA	NA	NA	ND@1.0	NA	NA
FUEL OIL #2	ul/l	NA	NA	NA	ND@1.0	NA	NA
FUEL OIL #3	ul/l	NA	NA	NA	ND@1.0	NA	NA
FUEL OIL #4	ul/l	NA	NA	NA	ND@1.0	NA	NA
FUEL OIL #5	ul/l	NA	NA	NA	ND@1.0	NA	NA
FUEL OIL #6	ul/l	NA	NA	NA	ND@1.0	NA	NA
GASOLINE	ug/l	NA	NA	NA	NA	NA	NA
OIL & GREASE	ug/l	NA	1.7	NA	NA	NA	NA
TOTAL PETROLEUM HYDROCARBON	mg/l	NA	NA	NA	NA	NA	NA
VOLATILE ORGANICS							
1,1,1-TRICHLOROETHANE	ug/l	ND@1.0	ND@1.0	ND@1.0	NA	9.6	6.2
1,1,2,2-TETRACHLOROETHANE	ug/l	ND@1.0	ND@1.0	ND@1.0	NA	<1.0	ND@1.0
1,1,2-TRICHLORO-1,2,2-TRIFLUOROETHANE	ug/l	NA	NA	ND@1.0	NA	<1.0	ND@1.0
1,1,2-TRICHLOROETHANE	ug/l	ND@1.0	ND@1.0	ND@1.0	NA	<1.0	ND@1.0
1,1-DICHLOROETHANE	ug/l	ND@1.0	ND@1.0	ND@1.0	NA	2.7	ND@1.0
1,1-DICHLOROETHYLENE	ug/l	ND@1.0	ND@1.0	ND@1.0	NA	<1.0	ND@1.0
1,2-DICHLOROETHANE	ug/l	ND@1.0	ND@1.0	ND@1.0	NA	<1.0	ND@1.0
1,2-DICHLOROPROPANE	ug/l	ND@1.0	ND@1.0	ND@1.0	NA	<1.0	ND@1.0
BENZENE	ug/l	ND@1.0	ND@1.0	ND@1.0	NA	<1.0	ND@1.0
BROMODICHLOROMETHANE	ug/l	ND@1.0	ND@1.0	ND@1.0	NA	<1.0	ND@1.0

IBM POUGHKEEPSIE
Airport Monitoring Wells 1988 - 1989 Data Report
10/18/90

SAMPLE LOCATION		A-008-S	A-008-S	A-009-R	A-010-S	A-011-S	A-011-S
SAMPLE DESCRIPTION			GROUNDWATER				
SAMPLE DATE		12/02/88	01/26/89	07/29/88	11/22/88	02/18/88	07/27/88
LABORATORY SAMPLE I.D.		70943004	72562004	66977004	70692006	62129001	66886003
SAMPLE RUN NUMBER		01	01	01	01	01	01
SAMPLE COMMENT CODE			!				
PARAMETER	UNITS						
VOLATILE ORCANICS (Continued)							
BROMOFORM	ug/l	ND@1.0	ND@1.0	ND@1.0	NA	<1.0	ND@1.0
BROMOMETHANE	ug/l	ND@1.0	ND@1.0	ND@1.0	NA	<1.0	ND@1.0
CARBON TETRACHLORIDE	ug/l	ND@1.0	ND@1.0	ND@1.0	NA	<1.0	ND@1.0
CHLOROBENZENE	ug/l	ND@1.0	ND@1.0	ND@1.0	NA	<1.0	ND@1.0
CHLORODIBROMOMETHANE	ug/l	ND@1.0	ND@1.0	ND@1.0	NA	<1.0	ND@1.0
CHLOROETHANE	ug/l	ND@1.0	ND@1.0	ND@1.0	NA	<1.0	ND@1.0
CHLOROFORM	ug/l	ND@1.0	ND@1.0	ND@1.0	NA	<1.0	ND@1.0
CHLOROMETHANE	ug/l	ND@1.0	ND@1.0	ND@1.0	NA	<1.0	ND@1.0
CIS-1,3-DICHLOROPROPYLENE	ug/l	ND@1.0	ND@1.0	ND@1.0	NA	<1.0	ND@1.0
DICHLORODIFLUOROMETHANE	ug/l	ND@1.0	ND@1.0	NA	NA	NA	NA
ETHYLBENZENE	ug/l	ND@1.0	ND@1.0	ND@1.0	NA	<1.0	ND@1.0
METHYLENE CHLORIDE	ug/l	ND@1.0	ND@1.0	ND@1.0	NA	<1.0	ND@1.0
TETRACHLOROETHYLENE	ug/l	ND@1.0	ND@1.0	ND@1.0	NA	2.6	2.8
TOLUENE	ug/l	ND@1.0	ND@1.0	ND@1.0	NA	<1.0	ND@1.0
TRANS-1,2-DICHLOROETHYLENE	ug/l	ND@1.0	ND@1.0	ND@1.0	NA	<1.0	ND@1.0
TRANS-1,3-DICHLOROPROPENE	ug/l	ND@1.0	ND@1.0	ND@1.0	NA	<1.0	ND@1.0
TRICHLOROETHYLENE	ug/l	ND@1.0	ND@1.0	ND@1.0	NA	<1.0	1.9
TRICHLOROFLUOROMETHANE	ug/l	ND@1.0	ND@1.0	ND@1.0	NA	<1.0	ND@1.0
VINYL CHLORIDE	ug/l	ND@1.0	ND@1.0	ND@1.0	NA	<1.0	ND@1.0
XYLENE, TOTAL	ug/l	NA	NA	ND@1.0	NA	<1.0	ND@1.0

IBM POUGHKEEPSIE
Airport Monitoring Wells 1988 - 1989 Data Report
10/18/90

SAMPLE LOCATION		A-011-S	A-011-S	A-011-S	A-011-S	A-012-S	A-013-S	A-013-S
SAMPLE DESCRIPTION			GROUNDWATER	GROUNDWATER	GROUNDWATER			
SAMPLE DATE		12/05/88	04/11/89	07/18/89	10/10/89	11/22/88	02/18/88	07/27/88
LABORATORY SAMPLE I.D.		70973004	74808005	77981002	80895-002	70692001	62129002	66886004
SAMPLE RUN NUMBER		01	01	01	01	01	01	01
SAMPLE COMMENT CODE			!					
PARAMETER	UNITS							
BASE/NEUTRAL EXTRACTABLES								
1,2-DICHLOROBENZENE	ug/l	ND@1.0	ND@1.0	ND@1.0	ND@1.0	NA	<1.0	ND@1.0
1,3-DICHLOROBENZENE	ug/l	ND@1.0	ND@1.0	ND@1.0	ND@1.0	NA	<1.0	ND@1.0
1,4-DICHLOROBENZENE	ug/l	ND@1.0	ND@1.0	ND@1.0	ND@1.0	NA	<1.0	ND@1.0
2-CHLOROETHYLVINYL ETHER	ug/l	ND@1.0	ND@1.0	ND@1.0	ND@1.0	NA	<1.0	ND@1.0
INDICATOR PARAMETERS								
BIOCHEMICAL OXYGEN DEMAND	mg/l	NA	NA	NA	NA	NA	<3.0	NA
COLOR	PT-CO	NA	NA	NA	NA	NA	<2.5	NA
HARDNESS, TOTAL	mg/l	NA	160	NA	NA	NA	240	NA
ODOR		NA	NA	NA	NA	NA	1	NA
PH	pH	7.20	6.48	6.61	5.89	6.65	6.90	6.65
SPECIFIC CONDUCTANCE	umhos/cm	331	369	520	712	450	546	770
TEMPERATURE	C	NA	NA	NA	NA	NA	NA	NA
TOTAL DISSOLVED SOLIDS	mg/l	NA	200	NA	NA	NA	NA	NA
TURBIDITY	tu	NA	3.2	NA	NA	NA	0.69	NA
INORGANICS								
ALKALINITY, TOTAL	mg/l	NA	120	NA	NA	NA	190	NA
AMMONIA, TOTAL	mg/l	NA	NA	NA	NA	NA	<0.2	NA
CHLORIDE	mg/l	NA	36	NA	NA	NA	20	NA
CYANIDE, DISSOLVED	mg/l	NA	NA	NA	NA	NA	NA	NA
NITRATE	mg/l	NA	3.0	NA	NA	NA	NA	NA
SODIUM, DISSOLVED	mg/l	NA	15	NA	NA	NA	NA	NA
SULFATE	mg/l	NA	20	NA	NA	NA	21	NA
METALS								
ANTIMONY, DISSOLVED	mg/l	NA	NA	NA	NA	NA	NA	NA
ARSENIC, DISSOLVED	mg/l	NA	NA	NA	NA	NA	<0.005	NA
BERYLLIUM, DISSOLVED	mg/l	NA	NA	NA	NA	NA	NA	NA
CADMIUM, DISSOLVED	mg/l	NA	NA	NA	NA	NA	NA	NA
CALCIUM, DISSOLVED	mg/l	NA	46	NA	NA	NA	NA	NA
CHROMIUM, DISSOLVED	mg/l	NA	NA	NA	NA	NA	NA	NA

IBM POUGHKEEPSIE
Airport Monitoring Wells 1988 - 1989 Data Report
10/18/90

SAMPLE LOCATION		A-011-S	A-011-S	A-011-S	A-011-S	A-012-S	A-013-S	A-013-S
SAMPLE DESCRIPTION			GROUNDWATER	GROUNDWATER	GROUNDWATER			
SAMPLE DATE		12/05/88	04/11/89	07/18/89	10/10/89	11/22/88	02/18/88	07/27/88
LABORATORY SAMPLE I.D.		70973004	74808005	77981002	80895-002	70692001	62129002	66886004
SAMPLE RUN NUMBER		01	01	01	01	01	01	01
SAMPLE COMMENT CODE			!					
PARAMETER	UNITS							
METALS (Continued)								
COPPER, DISSOLVED	mg/l	NA	NA	NA	NA	NA	NA	NA
IRON, DISSOLVED	mg/l	NA	0.68	NA	NA	NA	<0.03	NA
LEAD, DISSOLVED	mg/l	NA	NA	NA	NA	NA	0.08	NA
MAGNESIUM, DISSOLVED	mg/l	NA	8.3	NA	NA	NA	NA	NA
MANGANESE, DISSOLVED	mg/l	NA	1.1	NA	NA	NA	0.07	NA
MERCURY, DISSOLVED	mg/l	NA	NA	NA	NA	NA	NA	NA
NICKEL, DISSOLVED	mg/l	NA	NA	NA	NA	NA	NA	NA
POTASSIUM, DISSOLVED	mg/l	NA	0.91	NA	NA	NA	NA	NA
SELENIUM, DISSOLVED	mg/l	NA	NA	NA	NA	NA	NA	NA
SILVER, DISSOLVED	mg/l	NA	NA	NA	NA	NA	NA	NA
THALLIUM, DISSOLVED	mg/l	NA	NA	NA	NA	NA	NA	NA
ZINC, DISSOLVED	mg/l	NA	NA	NA	NA	NA	NA	NA
PETROLEUM PRODUCTS								
FUEL OIL #1	ul/l	NA	NA	NA	NA	ND@0.1	NA	NA
FUEL OIL #2	ul/l	NA	NA	NA	NA	ND@0.1	NA	NA
FUEL OIL #3	ul/l	NA	NA	NA	NA	ND@0.1	NA	NA
FUEL OIL #4	ul/l	NA	NA	NA	NA	ND@0.1	NA	NA
FUEL OIL #5	ul/l	NA	NA	NA	NA	ND@0.1	NA	NA
FUEL OIL #6	ul/l	NA	NA	NA	NA	ND@0.1	NA	NA
GASOLINE	ug/l	NA	NA	NA	NA	NA	NA	NA
OIL & GREASE	ug/l	NA	NA	NA	NA	NA	NA	NA
TOTAL PETROLEUM HYDROCARBON	mg/l	NA	NA	NA	NA	NA	NA	NA
VOLATILE ORGANICS								
1,1,1-TRICHLOROETHANE	ug/l	6.4	2.2	4.7	2.1	NA	3.8	4.3
1,1,2,2-TETRACHLOROETHANE	ug/l	ND@1.0	ND@1.0	ND@1.0	ND@1.0	NA	<1.0	ND@1.0
1,1,2-TRICHLORO-1,2,2-TRIFLUOROETHANE	ug/l	NA	NA	NA	NA	NA	<1.0	ND@1.0
1,1,2-TRICHLOROETHANE	ug/l	ND@1.0	ND@1.0	ND@1.0	ND@1.0	NA	<1.0	ND@1.0
1,1-DICHLOROETHANE	ug/l	2.4	1.4	3.5	5.2	NA	<1.0	1.1
1,1-DICHLOROETHYLENE	ug/l	ND@1.0	ND@1.0	ND@1.0	ND@1.0	NA	<1.0	ND@1.0
1,2-DICHLOROETHANE	ug/l	ND@1.0	ND@1.0	ND@1.0	ND@1.0	NA	<1.0	ND@1.0
1,2-DICHLOROPROPANE	ug/l	ND@1.0	ND@1.0	ND@1.0	ND@1.0	NA	<1.0	ND@1.0
BENZENE	ug/l	ND@1.0	ND@1.0	ND@1.0	ND@1.0	NA	<1.0	ND@1.0
BROMODICHLOROMETHANE	ug/l	ND@1.0	ND@1.0	ND@1.0	ND@1.0	NA	<1.0	ND@1.0

IBM POUGHKEEPSIE
Airport Monitoring Wells 1988 - 1989 Data Report
10/18/90

SAMPLE LOCATION		A-011-S	A-011-S	A-011-S	A-011-S	A-012-S	A-013-S	A-013-S
SAMPLE DESCRIPTION			GROUNDWATER	GROUNDWATER	GROUNDWATER			
SAMPLE DATE		12/05/88	04/11/89	07/18/89	10/10/89	11/22/88	02/18/88	07/27/88
LABORATORY SAMPLE I.D.		70973004	74808005	77981002	80895-002	70692001	62129002	66886004
SAMPLE RUN NUMBER		01	01	01	01	01	01	01
SAMPLE COMMENT CODE			!					
PARAMETER	UNITS							
VOLATILE ORGANICS (Continued)								
BROMOFORM	ug/l	1.7	ND@1.0	ND@1.0	ND@1.0	NA	<1.0	ND@1.0
BROMOMETHANE	ug/l	ND@1.0	ND@1.0	ND@1.0	ND@1.0	NA	<1.0	ND@1.0
CARBON TETRACHLORIDE	ug/l	ND@1.0	ND@1.0	ND@1.0	ND@1.0	NA	<1.0	ND@1.0
CHLOROBENZENE	ug/l	ND@1.0	ND@1.0	ND@1.0	ND@1.0	NA	<1.0	ND@1.0
CHLORODIBROMOMETHANE	ug/l	ND@1.0	ND@1.0	ND@1.0	ND@1.0	NA	<1.0	ND@1.0
CHLOROETHANE	ug/l	ND@1.0	ND@1.0	ND@1.0	ND@1.0	NA	<1.0	ND@1.0
CHLOROFORM	ug/l	ND@1.0	ND@1.0	ND@1.0	ND@1.0	NA	<1.0	ND@1.0
CHLOROMETHANE	ug/l	ND@1.0	ND@1.0	ND@1.0	ND@1.0	NA	<1.0	ND@1.0
CIS-1,3-DICHLOROPROPYLENE	ug/l	ND@1.0	ND@1.0	ND@1.0	ND@1.0	NA	<1.0	ND@1.0
DICHLORODIFLUOROMETHANE	ug/l	ND@1.0	ND@1.0	ND@1.0	ND@1.0	NA	NA	NA
ETHYLBENZENE	ug/l	ND@1.0	ND@1.0	ND@1.0	ND@1.0	NA	<1.0	ND@1.0
METHYLENE CHLORIDE	ug/l	ND@1.0	ND@1.0	ND@1.0	ND@1.0	NA	<1.0	ND@1.0
TETRACHLOROETHYLENE	ug/l	ND@1.0	1.9	ND@1.0	ND@1.0	NA	<1.0	ND@1.0
TOLUENE	ug/l	ND@1.0	ND@1.0	ND@1.0	ND@1.0	NA	<1.0	ND@1.0
TRANS-1,2-DICHLOROETHYLENE	ug/l	ND@1.0	ND@1.0	ND@1.0	ND@1.0	NA	<1.0	ND@1.0
TRANS-1,3-DICHLOROPROPENE	ug/l	ND@1.0	ND@1.0	ND@1.0	ND@1.0	NA	<1.0	ND@1.0
TRICHLOROETHYLENE	ug/l	ND@1.0	ND@1.0	ND@1.0	ND@1.0	NA	<1.0	ND@1.0
TRICHLOROFLUOROMETHANE	ug/l	ND@1.0	ND@1.0	ND@1.0	ND@1.0	NA	<1.0	ND@1.0
VINYL CHLORIDE	ug/l	ND@1.0	ND@1.0	ND@1.0	ND@1.0	NA	<1.0	ND@1.0
XYLENE, TOTAL	ug/l	NA	NA	NA	NA	NA	<1.0	ND@1.0

IBM POUGHKEEPSIE
Airport Monitoring Wells 1988 - 1989 Data Report
10/18/90

SAMPLE LOCATION		A-013-S	A-013-S	A-014-S	A-014-S	A-014-S	A-014-S	A-017-S
SAMPLE DESCRIPTION					GROUNDWATER	GROUNDWATER	GROUNDWATER	
SAMPLE DATE		11/22/88	12/05/88	11/22/88	04/11/89	07/19/89	10/10/89	02/03/88
LABORATORY SAMPLE I.D.		70692002	70973005	70692003	74808004	78093003	80895-003	61705003
SAMPLE RUN NUMBER		01	01	01	01	01	01	01
SAMPLE COMMENT CODE					!			!
PARAMETER	UNITS							
BASE/NEUTRAL EXTRACTABLES								
1,2-DICHLOROBENZENE	ug/l	NA	ND@1.0	NA	ND@5.0	ND@1.0	ND@1.0	NA
1,3-DICHLOROBENZENE	ug/l	NA	ND@1.0	NA	ND@5.0	ND@1.0	ND@1.0	NA
1,4-DICHLOROBENZENE	ug/l	NA	ND@1.0	NA	ND@5.0	ND@1.0	ND@1.0	NA
2-CHLOROETHYLVINYL ETHER	ug/l	NA	ND@1.0	NA	ND@5.0	ND@1.0	ND@1.0	NA
INDICATOR PARAMETERS								
BIOCHEMICAL OXYGEN DEMAND	mg/l	NA	NA	NA	NA	NA	NA	NA
COLOR	PT-CO	NA	NA	NA	NA	NA	NA	NA
HARDNESS, TOTAL	mg/l	NA	NA	NA	120	NA	NA	NA
ODOR		NA	NA	NA	NA	NA	NA	NA
PH	pH	6.63	7.19	6.77	7.33	6.43	5.94	NA
SPECIFIC CONDUCTANCE	umhos/cm	600	521	466	344	587	516	653
TEMPERATURE	C	NA	NA	NA	NA	NA	NA	NA
TOTAL DISSOLVED SOLIDS	mg/l	NA	NA	NA	150	NA	NA	NA
TURBIDITY	tu	NA	NA	NA	8.9	NA	NA	NA
INORGANICS								
ALKALINITY, TOTAL	mg/l	NA	NA	NA	110	NA	NA	NA
AMMONIA, TOTAL	mg/l	NA	NA	NA	NA	NA	NA	NA
CHLORIDE	mg/l	NA	NA	NA	31	NA	NA	NA
CYANIDE, DISSOLVED	mg/l	NA	NA	NA	NA	NA	NA	NA
NITRATE	mg/l	NA	NA	NA	1.0	NA	NA	NA
SODIUM, DISSOLVED	mg/l	NA	NA	NA	26	NA	NA	NA
SULFATE	mg/l	NA	NA	NA	16	NA	NA	NA
METALS								
ANTIMONY, DISSOLVED	mg/l	NA	NA	NA	NA	NA	NA	NA
ARSENIC, DISSOLVED	mg/l	NA	NA	NA	NA	NA	NA	NA
BERYLLIUM, DISSOLVED	mg/l	NA	NA	NA	NA	NA	NA	NA
CADMIUM, DISSOLVED	mg/l	NA	NA	NA	NA	NA	NA	NA
CALCIUM, DISSOLVED	mg/l	NA	NA	NA	34	NA	NA	NA
CHROMIUM, DISSOLVED	mg/l	NA	NA	NA	NA	NA	NA	NA

SAMPLE LOCATION		A-013-S	A-013-S	A-014-S	A-014-S	A-014-S	A-014-S	A-017-S
SAMPLE DESCRIPTION					GROUNDWATER	GROUNDWATER	GROUNDWATER	
SAMPLE DATE		11/22/88	12/05/88	11/22/88	04/11/89	07/19/89	10/10/89	02/03/88
LABORATORY SAMPLE I.D.		70692002	70973005	70692003	74808004	78093003	80895-003	61705003
SAMPLE RUN NUMBER		01	01	01	01	01	01	01
SAMPLE COMMENT CODE					!			!
PARAMETER	UNITS							
METALS (Continued)								
COPPER, DISSOLVED	mg/l	NA	NA	NA	NA	NA	NA	NA
IRON, DISSOLVED	mg/l	NA	NA	NA	0.11	NA	NA	NA
LEAD, DISSOLVED	mg/l	NA	NA	NA	NA	NA	NA	NA
MAGNESIUM, DISSOLVED	mg/l	NA	NA	NA	6.3	NA	NA	NA
MANGANESE, DISSOLVED	mg/l	NA	NA	NA	2.6	NA	NA	NA
MERCURY, DISSOLVED	mg/l	NA	NA	NA	NA	NA	NA	NA
NICKEL, DISSOLVED	mg/l	NA	NA	NA	NA	NA	NA	NA
POTASSIUM, DISSOLVED	mg/l	NA	NA	NA	1.4	NA	NA	NA
SELENIUM, DISSOLVED	mg/l	NA	NA	NA	NA	NA	NA	NA
SILVER, DISSOLVED	mg/l	NA	NA	NA	NA	NA	NA	NA
THALLIUM, DISSOLVED	mg/l	NA	NA	NA	NA	NA	NA	NA
ZINC, DISSOLVED	mg/l	NA	NA	NA	NA	NA	NA	NA
PETROLEUM PRODUCTS								
FUEL OIL #1	ul/l	ND@0.1	NA	ND@0.1	NA	NA	NA	ND@0.1
FUEL OIL #2	ul/l	ND@0.1	NA	ND@0.1	NA	NA	NA	ND@0.1
FUEL OIL #3	ul/l	ND@0.1	NA	ND@0.1	NA	NA	NA	ND@0.1
FUEL OIL #4	ul/l	ND@0.1	NA	ND@0.1	NA	NA	NA	0.6
FUEL OIL #5	ul/l	ND@0.1	NA	ND@0.1	NA	NA	NA	ND@0.1
FUEL OIL #6	ul/l	ND@0.1	NA	ND@0.1	NA	NA	NA	ND@0.1
GASOLINE	ug/l	NA	NA	NA	NA	NA	NA	NA
OIL & GREASE	ug/l	NA	NA	NA	NA	NA	NA	2.4
TOTAL PETROLEUM HYDROCARBON	mg/l	NA	NA	NA	NA	NA	NA	NA
VOLATILE ORGANICS								
1,1,1-TRICHLOROETHANE	ug/l	NA	ND@1.0	NA	9.8	4.7	6.4	NA
1,1,2,2-TETRACHLOROETHANE	ug/l	NA	ND@1.0	NA	ND@5.0	ND@1.0	ND@1.0	NA
1,1,2-TRICHLORO-1,2,2-TRIFLUOROETHANE	ug/l	NA	NA	NA	NA	NA	NA	NA
1,1,2-TRICHLOROETHANE	ug/l	NA	ND@1.0	NA	ND@5.0	ND@1.0	ND@1.0	NA
1,1-DICHLOROETHANE	ug/l	NA	ND@1.0	NA	ND@5.0	4.2	4.6	NA
1,1-DICHLOROETHYLENE	ug/l	NA	ND@1.0	NA	ND@5.0	ND@1.0	ND@1.0	NA
1,2-DICHLOROETHANE	ug/l	NA	ND@1.0	NA	ND@5.0	ND@1.0	ND@1.0	NA
1,2-DICHLOROPROPANE	ug/l	NA	ND@1.0	NA	ND@5.0	ND@1.0	ND@1.0	NA
BENZENE	ug/l	NA	ND@1.0	NA	ND@5.0	ND@1.0	ND@1.0	NA
BROMODICHLOROMETHANE	ug/l	NA	ND@1.0	NA	ND@5.0	ND@1.0	ND@1.0	NA

IBM POUGHKEEPSIE
Airport Monitoring Wells 1988 - 1989 Data Report
10/18/90

SAMPLE LOCATION		A-013-S	A-013-S	A-014-S	A-014-S	A-014-S	A-014-S	A-017-S
SAMPLE DESCRIPTION					GROUNDWATER	GROUNDWATER	GROUNDWATER	
SAMPLE DATE		11/22/88	12/05/88	11/22/88	04/11/89	07/19/89	10/10/89	02/03/88
LABORATORY SAMPLE I.D.		70692002	70973005	70692003	74808004	78093003	80895-003	61705003
SAMPLE RUN NUMBER		01	01	01	01	01	01	01
SAMPLE COMMENT CODE					!			!
PARAMETER	UNITS							
VOLATILE ORGANICS (Continued)								
BROMOFORM	ug/l	NA	ND@1.0	NA	ND@5.0	ND@1.0	ND@1.0	NA
BROMOMETHANE	ug/l	NA	ND@1.0	NA	ND@10	ND@1.0	ND@1.0	NA
CARBON TETRACHLORIDE	ug/l	NA	ND@1.0	NA	ND@5.0	ND@1.0	ND@1.0	NA
CHLOROBENZENE	ug/l	NA	ND@1.0	NA	ND@5.0	ND@1.0	ND@1.0	NA
CHLORODIBROMOMETHANE	ug/l	NA	ND@1.0	NA	ND@5.0	ND@1.0	ND@1.0	NA
CHLOROETHANE	ug/l	NA	ND@1.0	NA	ND@10	ND@1.0	ND@1.0	NA
CHLOROFORM	ug/l	NA	ND@1.0	NA	ND@5.0	ND@1.0	ND@1.0	NA
CHLOROMETHANE	ug/l	NA	ND@1.0	NA	ND@10	ND@1.0	ND@1.0	NA
CIS-1,3-DICHLOROPROPYLENE	ug/l	NA	ND@1.0	NA	ND@5.0	ND@1.0	ND@1.0	NA
DICHLORODIFLUOROMETHANE	ug/l	NA	ND@1.0	NA	NA	ND@1.0	ND@1.0	NA
ETHYLBENZENE	ug/l	NA	ND@1.0	NA	ND@5.0	ND@1.0	ND@1.0	NA
METHYLENE CHLORIDE	ug/l	NA	ND@1.0	NA	ND@10	ND@1.0	ND@1.0	NA
TETRACHLOROETHYLENE	ug/l	NA	ND@1.0	NA	ND@5.0	ND@1.0	ND@1.0	NA
TOLUENE	ug/l	NA	ND@1.0	NA	ND@5.0	ND@1.0	ND@1.0	NA
TRANS-1,2-DICHLOROETHYLENE	ug/l	NA	ND@1.0	NA	ND@5.0	ND@1.0	ND@1.0	NA
TRANS-1,3-DICHLOROPROPENE	ug/l	NA	ND@1.0	NA	ND@5.0	ND@1.0	ND@1.0	NA
TRICHLOROETHYLENE	ug/l	NA	ND@1.0	NA	ND@5.0	ND@1.0	ND@1.0	NA
TRICHLOROFLUOROMETHANE	ug/l	NA	ND@1.0	NA	ND@5.0	ND@1.0	ND@1.0	NA
VINYL CHLORIDE	ug/l	NA	ND@1.0	NA	ND@10	ND@1.0	ND@1.0	NA
XYLENE, TOTAL	ug/l	NA	NA	NA	NA	NA	NA	NA

IBM POUGHKEEPSIE
Airport Monitoring Wells 1988 - 1989 Data Report
10/18/90

SAMPLE LOCATION		A-017-S	A-017-S	A-017-S	A-017-S	A-017-S	A-017-S	A-017-S	A-017-S	A-017-S
SAMPLE DESCRIPTION							GROUNDWATER			
SAMPLE DATE		02/23/88	02/25/88	03/10/88	04/19/88	05/26/88	06/13/88	07/19/88	08/16/88	09/13/88
LABORATORY SAMPLE I.D.		62241001	62332008	62739001	63949007	88GW0308	65496002	66637001	67540001	68445007
SAMPLE RUN NUMBER		01	01	01	01	01	01	01	01	01
SAMPLE COMMENT CODE										
PARAMETER	UNITS									
BASE/NEUTRAL EXTRACTABLES										
1,2-DICHLOROBENZENE	ug/l	<1.0	NA	NA	NA	NA	NA	NA	NA	NA
1,3-DICHLOROBENZENE	ug/l	<1.0	NA	NA	NA	NA	NA	NA	NA	NA
1,4-DICHLOROBENZENE	ug/l	<1.0	NA	NA	NA	NA	NA	NA	NA	NA
2-CHLOROETHYLVINYL ETHER	ug/l	<1.0	NA	NA	NA	NA	NA	NA	NA	NA
INDICATOR PARAMETERS										
BIOCHEMICAL OXYGEN DEMAND	mg/l	NA	NA	NA	NA	NA	NA	NA	NA	NA
COLOR	PT-CO	NA	NA	NA	NA	NA	NA	NA	NA	NA
HARDNESS, TOTAL	mg/l	NA	NA	NA	NA	NA	NA	NA	NA	NA
ODOR		NA	NA	NA	NA	NA	NA	NA	NA	NA
PH	pH	NA	6.35	7.10	6.92	6.20	6.07	6.25	6.20	7.25
SPECIFIC CONDUCTANCE	umhos/cm	NA	627	609	1156	885	1078	1360	1180	945
TEMPERATURE	C	NA	NA	NA	NA	NA	NA	NA	NA	NA
TOTAL DISSOLVED SOLIDS	mg/l	NA	NA	NA	NA	NA	NA	NA	NA	NA
TURBIDITY	tu	NA	NA	NA	NA	NA	NA	NA	NA	NA
INORGANICS										
ALKALINITY, TOTAL	mg/l	NA	NA	NA	NA	NA	NA	NA	NA	NA
AMMONIA, TOTAL	mg/l	NA	NA	NA	NA	NA	NA	NA	NA	NA
CHLORIDE	mg/l	NA	NA	NA	NA	NA	NA	NA	NA	NA
CYANIDE, DISSOLVED	mg/l	NA	NA	NA	NA	NA	NA	NA	NA	NA
NITRATE	mg/l	NA	NA	NA	NA	NA	NA	NA	NA	NA
SODIUM, DISSOLVED	mg/l	NA	NA	NA	NA	NA	NA	NA	NA	NA
SULFATE	mg/l	NA	NA	NA	NA	NA	NA	NA	NA	NA
METALS										
ANTIMONY, DISSOLVED	mg/l	NA	NA	NA	NA	NA	NA	NA	NA	NA
ARSENIC, DISSOLVED	mg/l	NA	NA	NA	NA	NA	NA	NA	NA	NA
BERYLLIUM, DISSOLVED	mg/l	NA	NA	NA	NA	NA	NA	NA	NA	NA
CADMIUM, DISSOLVED	mg/l	NA	NA	NA	NA	NA	NA	NA	NA	NA
CALCIUM, DISSOLVED	mg/l	NA	NA	NA	NA	NA	NA	NA	NA	NA
CHROMIUM, DISSOLVED	mg/l	NA	NA	NA	NA	NA	NA	NA	NA	NA

IBM POUGHKEEPSIE
Airport Monitoring Wells 1988 - 1989 Data Report
10/18/90

SAMPLE LOCATION		A-017-S	A-017-S	A-017-S	A-017-S	A-017-S	A-017-S	A-017-S	A-017-S	A-017-S
SAMPLE DESCRIPTION							GROUNDWATER			
SAMPLE DATE		02/23/88	02/25/88	03/10/88	04/19/88	05/26/88	06/13/88	07/19/88	08/16/88	09/13/88
LABORATORY SAMPLE I.D.		62241001	62332008	62739001	63949007	88GW0308	65496002	66637001	67540001	68445007
SAMPLE RUN NUMBER		01	01	01	01	01	01	01	01	01
SAMPLE COMMENT CODE										
PARAMETER	UNITS									
METALS (Continued)										
COPPER, DISSOLVED	mg/l	NA	NA	NA	NA	NA	NA	NA	NA	NA
IRON, DISSOLVED	mg/l	NA	NA	NA	NA	NA	NA	NA	NA	NA
LEAD, DISSOLVED	mg/l	NA	NA	NA	NA	NA	NA	NA	NA	NA
MAGNESIUM, DISSOLVED	mg/l	NA	NA	NA	NA	NA	NA	NA	NA	NA
MANGANESE, DISSOLVED	mg/l	NA	NA	NA	NA	NA	NA	NA	NA	NA
MERCURY, DISSOLVED	mg/l	NA	NA	NA	NA	NA	NA	NA	NA	NA
NICKEL, DISSOLVED	mg/l	NA	NA	NA	NA	NA	NA	NA	NA	NA
POTASSIUM, DISSOLVED	mg/l	NA	NA	NA	NA	NA	NA	NA	NA	NA
SELENIUM, DISSOLVED	mg/l	NA	NA	NA	NA	NA	NA	NA	NA	NA
SILVER, DISSOLVED	mg/l	NA	NA	NA	NA	NA	NA	NA	NA	NA
THALLIUM, DISSOLVED	mg/l	NA	NA	NA	NA	NA	NA	NA	NA	NA
ZINC, DISSOLVED	mg/l	NA	NA	NA	NA	NA	NA	NA	NA	NA
PETROLEUM PRODUCTS										
FUEL OIL #1	ul/l	NA	<0.1	NA	<0.1	NA	ND@0.1	ND@0.1	ND@0.1	ND@0.1
FUEL OIL #2	ul/l	NA	<0.1	ND@0.1	0.2	ND@0.1	ND@0.1	ND@0.1	ND@0.1	ND@0.1
FUEL OIL #3	ul/l	NA	<0.1	NA	<0.1	NA	ND@0.1	ND@0.1	ND@0.1	ND@0.1
FUEL OIL #4	ul/l	NA	0.84	ND@0.1	<0.1	ND@0.1	ND@0.1	ND@0.1	ND@0.1	ND@0.1
FUEL OIL #5	ul/l	NA	<0.1	NA	<0.1	NA	ND@0.1	ND@0.1	ND@0.1	ND@0.1
FUEL OIL #6	ul/l	NA	<0.1	ND@0.1	<0.1	ND@0.1	ND@0.1	ND@0.1	ND@0.1	ND@0.1
GASOLINE	ug/l	NA	NA	NA	NA	NA	NA	NA	NA	NA
OIL & GREASE	ug/l	NA	2.5 ^	3.0 ^	0.8 ^	1 ^	2.7 ^	1.5 ^	3.3 ^	2.2 ^
TOTAL PETROLEUM HYDROCARBON	mg/l	NA	NA	NA	NA	NA	NA	NA	NA	NA
VOLATILE ORGANICS										
1,1,1-TRICHLOROETHANE	ug/l	<1.0	NA	NA	NA	NA	NA	NA	NA	NA
1,1,2,2-TETRACHLOROETHANE	ug/l	<1.0	NA	NA	NA	NA	NA	NA	NA	NA
1,1,2-TRICHLORO-1,2,2-TRIFLUOROETHANE	ug/l	<1.0	NA	NA	NA	NA	NA	NA	NA	NA
1,1,2-TRICHLOROETHANE	ug/l	<1.0	NA	NA	NA	NA	NA	NA	NA	NA
1,1-DICHLOROETHANE	ug/l	<1.0	NA	NA	NA	NA	NA	NA	NA	NA
1,1-DICHLOROETHYLENE	ug/l	<1.0	NA	NA	NA	NA	NA	NA	NA	NA
1,2-DICHLOROETHANE	ug/l	<1.0	NA	NA	NA	NA	NA	NA	NA	NA
1,2-DICHLOROPROPANE	ug/l	<1.0	NA	NA	NA	NA	NA	NA	NA	NA
BENZENE	ug/l	<1.0	NA	NA	NA	NA	NA	NA	NA	NA
BROMODICHLOROMETHANE	ug/l	<1.0	NA	NA	NA	NA	NA	NA	NA	NA

IBM POUGHKEEPSIE
Airport Monitoring Wells 1988 - 1989 Data Report
10/18/90

SAMPLE LOCATION		A-017-S	A-017-S	A-017-S	A-017-S	A-017-S	A-017-S	A-017-S	A-017-S	A-017-S
SAMPLE DESCRIPTION							GROUNDWATER			
SAMPLE DATE		02/23/88	02/25/88	03/10/88	04/19/88	05/26/88	06/13/88	07/19/88	08/16/88	09/13/88
LABORATORY SAMPLE I.D.		62241001	62332008	62739001	63949007	88GW0308	65496002	66637001	67540001	68445007
SAMPLE RUN NUMBER		01	01	01	01	01	01	01	01	01
SAMPLE COMMENT CODE										
PARAMETER	UNITS									
VOLATILE ORGANICS (Continued)										
BROMOFORM	ug/l	<1.0	NA	NA	NA	NA	NA	NA	NA	NA
BROMOMETHANE	ug/l	<1.0	NA	NA	NA	NA	NA	NA	NA	NA
CARBON TETRACHLORIDE	ug/l	<1.0	NA	NA	NA	NA	NA	NA	NA	NA
CHLOROBENZENE	ug/l	<1.0	NA	NA	NA	NA	NA	NA	NA	NA
CHLORODIBROMOMETHANE	ug/l	<1.0	NA	NA	NA	NA	NA	NA	NA	NA
CHLOROETHANE	ug/l	<1.0	NA	NA	NA	NA	NA	NA	NA	NA
CHLOROFORM	ug/l	<1.0	NA	NA	NA	NA	NA	NA	NA	NA
CHLOROMETHANE	ug/l	<1.0	NA	NA	NA	NA	NA	NA	NA	NA
CIS-1,3-DICHLOROPROPYLENE	ug/l	<1.0	NA	NA	NA	NA	NA	NA	NA	NA
DICHLORODIFLUOROMETHANE	ug/l	NA	NA	NA	NA	NA	NA	NA	NA	NA
ETHYLBENZENE	ug/l	<1.0	NA	NA	NA	NA	NA	NA	NA	NA
METHYLENE CHLORIDE	ug/l	<1.0	NA	NA	NA	NA	NA	NA	NA	NA
TETRACHLOROETHYLENE	ug/l	<1.0	NA	NA	NA	NA	NA	NA	NA	NA
TOLUENE	ug/l	<1.0	NA	NA	NA	NA	NA	NA	NA	NA
TRANS-1,2-DICHLOROETHYLENE	ug/l	<1.0	NA	NA	NA	NA	NA	NA	NA	NA
TRANS-1,3-DICHLOROPROPENE	ug/l	<1.0	NA	NA	NA	NA	NA	NA	NA	NA
TRICHLOROETHYLENE	ug/l	<1.0	NA	NA	NA	NA	NA	NA	NA	NA
TRICHLOROFLUOROMETHANE	ug/l	<1.0	NA	NA	NA	NA	NA	NA	NA	NA
VINYL CHLORIDE	ug/l	<1.0	NA	NA	NA	NA	NA	NA	NA	NA
XYLENE, TOTAL	ug/l	<1.0	NA	NA	NA	NA	NA	NA	NA	NA

IBM POUGHKEEPSIE
Airport Monitoring Wells 1988 - 1989 Data Report
10/18/90

SAMPLE LOCATION		A-017-S	A-017-S	A-018-S	A-018-S	A-018-S	A-018-S	A-018-S	A-018-S
SAMPLE DESCRIPTION									
SAMPLE DATE		10/20/88	11/11/88	02/03/88	02/23/88	02/25/88	03/10/88	04/19/88	05/26/88
LABORATORY SAMPLE I.D.		69678002	70428004	61705004	62241002		62739002	63949008	88GW0309
SAMPLE RUN NUMBER		01	01	01	01	01	01	01	01
SAMPLE COMMENT CODE				!					
PARAMETER	UNITS								
BASE/NEUTRAL EXTRACTABLES									
1,2-DICHLOROBENZENE	ug/l	NA	NA	NA	<1.0	NA	NA	NA	NA
1,3-DICHLOROBENZENE	ug/l	NA	NA	NA	<1.0	NA	NA	NA	NA
1,4-DICHLOROBENZENE	ug/l	NA	NA	NA	<1.0	NA	NA	NA	NA
2-CHLOROETHYLVINYL ETHER	ug/l	NA	NA	NA	<1.0	NA	NA	NA	NA
INDICATOR PARAMETERS									
BIOCHEMICAL OXYGEN DEMAND	mg/l	NA	NA	NA	NA	NA	NA	NA	NA
COLOR	PT-CO	NA	NA	NA	NA	NA	NA	NA	NA
HARDNESS, TOTAL	mg/l	NA	NA	NA	NA	NA	NA	NA	NA
ODOR		NA	NA	NA	NA	NA	NA	NA	NA
PH	pH	6.04	6.10	NA	NA	6.20	6.92	5.85	5.95
SPECIFIC CONDUCTANCE	umhos/cm	780	1045	637	NA	439	435	847	748
TEMPERATURE	C	NA	NA	NA	NA	NA	NA	NA	NA
TOTAL DISSOLVED SOLIDS	mg/l	NA	NA	NA	NA	NA	NA	NA	NA
TURBIDITY	tu	NA	NA	NA	NA	NA	NA	NA	NA
INORGANICS									
ALKALINITY, TOTAL	mg/l	NA	NA	NA	NA	NA	NA	NA	NA
AMMONIA, TOTAL	mg/l	NA	NA	NA	NA	NA	NA	NA	NA
CHLORIDE	mg/l	NA	NA	NA	NA	NA	NA	NA	NA
CYANIDE, DISSOLVED	mg/l	NA	NA	NA	NA	NA	NA	NA	NA
NITRATE	mg/l	NA	NA	NA	NA	NA	NA	NA	NA
SODIUM, DISSOLVED	mg/l	NA	NA	NA	NA	NA	NA	NA	NA
SULFATE	mg/l	NA	NA	NA	NA	NA	NA	NA	NA
METALS									
ANTIMONY, DISSOLVED	mg/l	NA	NA	NA	NA	NA	NA	NA	NA
ARSENIC, DISSOLVED	mg/l	NA	NA	NA	NA	NA	NA	NA	NA
BERYLLIUM, DISSOLVED	mg/l	NA	NA	NA	NA	NA	NA	NA	NA
CADMIUM, DISSOLVED	mg/l	NA	NA	NA	NA	NA	NA	NA	NA
CALCIUM, DISSOLVED	mg/l	NA	NA	NA	NA	NA	NA	NA	NA
CHROMIUM, DISSOLVED	mg/l	NA	NA	NA	NA	NA	NA	NA	NA

IBM POUGHKEEPSIE
Airport Monitoring Wells 1988 - 1989 Data Report
10/18/90

SAMPLE LOCATION		A-017-S	A-017-S	A-018-S	A-018-S	A-018-S	A-018-S	A-018-S	A-018-S
SAMPLE DESCRIPTION									
SAMPLE DATE		10/20/88	11/11/88	02/03/88	02/23/88	02/25/88	03/10/88	04/19/88	05/26/88
LABORATORY SAMPLE I.D.		69678002	70428004	61705004	62241002		62739002	63949008	88GW0309
SAMPLE RUN NUMBER		01	01	01	01	01	01	01	01
SAMPLE COMMENT CODE				!					
PARAMETER	UNITS								
METALS (Continued)									
COPPER, DISSOLVED	mg/l	NA	NA	NA	NA	NA	NA	NA	NA
IRON, DISSOLVED	mg/l	NA	NA	NA	NA	NA	NA	NA	NA
LEAD, DISSOLVED	mg/l	NA	NA	NA	NA	NA	NA	NA	NA
MAGNESIUM, DISSOLVED	mg/l	NA	NA	NA	NA	NA	NA	NA	NA
MANGANESE, DISSOLVED	mg/l	NA	NA	NA	NA	NA	NA	NA	NA
MERCURY, DISSOLVED	mg/l	NA	NA	NA	NA	NA	NA	NA	NA
NICKEL, DISSOLVED	mg/l	NA	NA	NA	NA	NA	NA	NA	NA
POTASSIUM, DISSOLVED	mg/l	NA	NA	NA	NA	NA	NA	NA	NA
SELENIUM, DISSOLVED	mg/l	NA	NA	NA	NA	NA	NA	NA	NA
SILVER, DISSOLVED	mg/l	NA	NA	NA	NA	NA	NA	NA	NA
THALLIUM, DISSOLVED	mg/l	NA	NA	NA	NA	NA	NA	NA	NA
ZINC, DISSOLVED	mg/l	NA	NA	NA	NA	NA	NA	NA	NA
PETROLEUM PRODUCTS									
FUEL OIL #1	ul/l	ND@0.1	ND@1.0	ND@0.1	NA	NA	<0.1	<0.1	NA
FUEL OIL #2	ul/l	ND@0.1	ND@1.0	0.2	NA	NA	<0.1	<0.1	ND@0.1
FUEL OIL #3	ul/l	ND@0.1	ND@1.0	ND@0.1	NA	NA	<0.1	<0.1	NA
FUEL OIL #4	ul/l	ND@0.1	ND@1.0	ND@0.1	NA	NA	<0.1	<0.1	ND@0.1
FUEL OIL #5	ul/l	ND@0.1	ND@1.0	ND@0.1	NA	NA	<0.1	<0.1	NA
FUEL OIL #6	ul/l	ND@0.1	ND@1.0	ND@0.1	NA	NA	<0.1	<0.1	ND@0.1
GASOLINE	ug/l	NA	NA	NA	NA	NA	NA	NA	NA
OIL & GREASE	ug/l	0.7 ^	3.7 ^	1.1 ^	NA	NA	1.9 ^	<0.5 ^	4 ^
TOTAL PETROLEUM HYDROCARBON	mg/l	NA	NA	NA	NA	NA	NA	NA	NA
VOLATILE ORGANICS									
1,1,1-TRICHLOROETHANE	ug/l	NA	NA	NA	<1.0	NA	NA	NA	NA
1,1,2,2-TETRACHLOROETHANE	ug/l	NA	NA	NA	<1.0	NA	NA	NA	NA
1,1,2-TRICHLORO-1,2,2-TRIFLUOROETHANE	ug/l	NA	NA	NA	<1.0	NA	NA	NA	NA
1,1,2-TRICHLOROETHANE	ug/l	NA	NA	NA	<1.0	NA	NA	NA	NA
1,1-DICHLOROETHANE	ug/l	NA	NA	NA	<1.0	NA	NA	NA	NA
1,1-DICHLOROETHYLENE	ug/l	NA	NA	NA	<1.0	NA	NA	NA	NA
1,2-DICHLOROETHANE	ug/l	NA	NA	NA	<1.0	NA	NA	NA	NA
1,2-DICHLOROPROPANE	ug/l	NA	NA	NA	<1.0	NA	NA	NA	NA
BENZENE	ug/l	NA	NA	NA	<1.0	NA	NA	NA	NA
BROMODICHLOROMETHANE	ug/l	NA	NA	NA	<1.0	NA	NA	NA	NA

IBM POUGHKEEPSIE
Airport Monitoring Wells 1988 - 1989 Data Report
10/18/90

SAMPLE LOCATION		A-017-S	A-017-S	A-018-S	A-018-S	A-018-S	A-018-S	A-018-S	A-018-S
SAMPLE DESCRIPTION									
SAMPLE DATE		10/20/88	11/11/88	02/03/88	02/23/88	02/25/88	03/10/88	04/19/88	05/26/88
LABORATORY SAMPLE I.D.		69678002	70428004	61705004	62341002		62739002	63949008	88GW0309
SAMPLE RUN NUMBER		01	01	01	01	01	01	01	01
SAMPLE COMMENT CODE				1					
PARAMETER	UNITS								
VOLATILE ORGANICS (Continued)									
BROMOFORM	ug/l	NA	NA	NA	<1.0	NA	NA	NA	NA
BROMOMETHANE	ug/l	NA	NA	NA	<1.0	NA	NA	NA	NA
CARBON TETRACHLORIDE	ug/l	NA	NA	NA	<1.0	NA	NA	NA	NA
CHLOROBENZENE	ug/l	NA	NA	NA	<1.0	NA	NA	NA	NA
CHLORODIBROMOMETHANE	ug/l	NA	NA	NA	<1.0	NA	NA	NA	NA
CHLOROETHANE	ug/l	NA	NA	NA	<1.0	NA	NA	NA	NA
CHLOROFORM	ug/l	NA	NA	NA	<1.0	NA	NA	NA	NA
CHLOROMETHANE	ug/l	NA	NA	NA	<1.0	NA	NA	NA	NA
CIS-1,3-DICHLOROPROPYLENE	ug/l	NA	NA	NA	<1.0	NA	NA	NA	NA
DICHLORODIFLUOROMETHANE	ug/l	NA	NA	NA	NA	NA	NA	NA	NA
ETHYLBENZENE	ug/l	NA	NA	NA	<1.0	NA	NA	NA	NA
METHYLENE CHLORIDE	ug/l	NA	NA	NA	<1.0	NA	NA	NA	NA
TETRACHLOROETHYLENE	ug/l	NA	NA	NA	<1.0	NA	NA	NA	NA
TOLUENE	ug/l	NA	NA	NA	<1.0	NA	NA	NA	NA
TRANS-1,2-DICHLOROETHYLENE	ug/l	NA	NA	NA	<1.0	NA	NA	NA	NA
TRANS-1,3-DICHLOROPROPENE	ug/l	NA	NA	NA	<1.0	NA	NA	NA	NA
TRICHLOROETHYLENE	ug/l	NA	NA	NA	<1.0	NA	NA	NA	NA
TRICHLOROFLUOROMETHANE	ug/l	NA	NA	NA	<1.0	NA	NA	NA	NA
VINYL CHLORIDE	ug/l	NA	NA	NA	<1.0	NA	NA	NA	NA
XYLENE, TOTAL	ug/l	NA	NA	NA	<1.0	NA	NA	NA	NA

IBM POUGHKEEPSIE
Airport Monitoring Wells 1988 - 1989 Data Report
10/18/90

SAMPLE LOCATION		A-018-S	A-018-S	A-018-S	A-018-S	A-018-S	A-018-S	A-018-S	A-018-S	A-018-S
SAMPLE DESCRIPTION		GROUNDWATER							GROUNDWATER	GROUNDWATER
SAMPLE DATE		06/13/88	07/19/88	08/16/88	09/13/88	10/20/88	11/11/88	12/06/88	01/16/89	02/15/89
LABORATORY SAMPLE I.D.		65496003	66637002	67540006	68445006	69678003	7042800	71038001	72131001	73180001
SAMPLE RUN NUMBER		01	01	01	01	01	01	01	01	01
SAMPLE COMMENT CODE										!
PARAMETER	UNITS									
BASE/NEUTRAL EXTRACTABLES										
1,2-DICHLOROBENZENE	ug/l	NA	NA	NA	NA	NA	NA	NA	NA	NA
1,3-DICHLOROBENZENE	ug/l	NA	NA	NA	NA	NA	NA	NA	NA	NA
1,4-DICHLOROBENZENE	ug/l	NA	NA	NA	NA	NA	NA	NA	NA	NA
2-CHLOROETHYLVINYL ETHER	ug/l	NA	NA	NA	NA	NA	NA	NA	NA	NA
INDICATOR PARAMETERS										
BIOCHEMICAL OXYGEN DEMAND	mg/l	NA	NA	NA	NA	NA	NA	NA	NA	NA
COLOR	PT-CO	NA	NA	NA	NA	NA	NA	NA	NA	NA
HARDNESS, TOTAL	mg/l	NA	NA	NA	NA	NA	NA	NA	NA	NA
ODOR		NA	NA	NA	NA	NA	NA	NA	NA	NA
PH	pH	5.98	6.01	6.70	6.22	5.98	6.13	6.65	6.01	6.04
SPECIFIC CONDUCTANCE	umhos/cm	787	686	749	646	650	740	400	779	881
TEMPERATURE	C	NA	NA	NA	NA	NA	NA	NA	NA	NA
TOTAL DISSOLVED SOLIDS	mg/l	NA	NA	NA	NA	NA	NA	NA	NA	NA
TURBIDITY	tu	NA	NA	NA	NA	NA	NA	NA	NA	NA
INORGANICS										
ALKALINITY, TOTAL	mg/l	NA	NA	NA	NA	NA	NA	NA	NA	NA
AMMONIA, TOTAL	mg/l	NA	NA	NA	NA	NA	NA	NA	NA	NA
CHLORIDE	mg/l	NA	NA	NA	NA	NA	NA	NA	NA	NA
CYANIDE, DISSOLVED	mg/l	NA	NA	NA	NA	NA	NA	NA	NA	NA
NITRATE	mg/l	NA	NA	NA	NA	NA	NA	NA	NA	NA
SODIUM, DISSOLVED	mg/l	NA	NA	NA	NA	NA	NA	NA	NA	NA
SULFATE	mg/l	NA	NA	NA	NA	NA	NA	NA	NA	NA
METALS										
ANTIMONY, DISSOLVED	mg/l	NA	NA	NA	NA	NA	NA	NA	NA	NA
ARSENIC, DISSOLVED	mg/l	NA	NA	NA	NA	NA	NA	NA	NA	NA
BERYLLIUM, DISSOLVED	mg/l	NA	NA	NA	NA	NA	NA	NA	NA	NA
CADMIUM, DISSOLVED	mg/l	NA	NA	NA	NA	NA	NA	NA	NA	NA
CALCIUM, DISSOLVED	mg/l	NA	NA	NA	NA	NA	NA	NA	NA	NA
CHROMIUM, DISSOLVED	mg/l	NA	NA	NA	NA	NA	NA	NA	NA	NA

IBM POUGHKEEPSIE
Airport Monitoring Wells 1988 - 1989 Data Report
10/18/90

SAMPLE LOCATION		A-018-S	A-018-S	A-018-S	A-018-S	A-018-S	A-018-S	A-018-S	A-018-S	A-018-S
SAMPLE DESCRIPTION		GROUNDWATER							GROUNDWATER	GROUNDWATER
SAMPLE DATE		06/13/88	07/19/88	08/16/88	09/13/88	10/20/88	11/11/88	12/06/88	01/16/89	02/15/89
LABORATORY SAMPLE I.D.		65496003	66637002	67540006	68445006	69678003	7042800	71038001	72131001	73180001
SAMPLE RUN NUMBER		01	01	01	01	01	01	01	01	01
SAMPLE COMMENT CODE										!
PARAMETER	UNITS									
METALS (Continued)										
COPPER, DISSOLVED	mg/l	NA	NA	NA	NA	NA	NA	NA	NA	NA
IRON, DISSOLVED	mg/l	NA	NA	NA	NA	NA	NA	NA	NA	NA
LEAD, DISSOLVED	mg/l	NA	NA	NA	NA	NA	NA	NA	NA	NA
MAGNESIUM, DISSOLVED	mg/l	NA	NA	NA	NA	NA	NA	NA	NA	NA
MANGANESE, DISSOLVED	mg/l	NA	NA	NA	NA	NA	NA	NA	NA	NA
MERCURY, DISSOLVED	mg/l	NA	NA	NA	NA	NA	NA	NA	NA	NA
NICKEL, DISSOLVED	mg/l	NA	NA	NA	NA	NA	NA	NA	NA	NA
POTASSIUM, DISSOLVED	mg/l	NA	NA	NA	NA	NA	NA	NA	NA	NA
SELENIUM, DISSOLVED	mg/l	NA	NA	NA	NA	NA	NA	NA	NA	NA
SILVER, DISSOLVED	mg/l	NA	NA	NA	NA	NA	NA	NA	NA	NA
THALLIUM, DISSOLVED	mg/l	NA	NA	NA	NA	NA	NA	NA	NA	NA
ZINC, DISSOLVED	mg/l	NA	NA	NA	NA	NA	NA	NA	NA	NA
PETROLEUM PRODUCTS										
FUEL OIL #1	ul/l	<0.1	ND@0.1	ND@0.1	ND@0.1	ND@0.1	ND@1.0	ND@0.1	ND@0.1	ND@0.1
FUEL OIL #2	ul/l	<0.1	ND@0.1	ND@0.1	ND@0.1	ND@0.1	ND@1.0	ND@0.1	ND@0.1	ND@0.1
FUEL OIL #3	ul/l	<0.1	ND@0.1	ND@0.1	ND@0.1	ND@0.1	ND@1.0	ND@0.1	ND@0.1	ND@0.1
FUEL OIL #4	ul/l	<0.1	ND@0.1	ND@0.1	ND@0.1	ND@0.1	ND@1.0	ND@0.1	ND@0.1	ND@0.1
FUEL OIL #5	ul/l	<0.1	ND@0.1	ND@0.1	ND@0.1	ND@0.1	ND@1.0	ND@0.1	ND@0.1	ND@0.1
FUEL OIL #6	ul/l	<0.1	ND@0.1	ND@0.1	ND@0.1	ND@0.1	ND@1.0	ND@0.1	ND@0.1	ND@0.1
GASOLINE	ug/l	NA	NA	NA	NA	NA	NA	NA	NA	NA
OIL & GREASE	ug/l	1.0 ^	0.6 ^	ND@0.5 ^	1.4 ^	ND@0.5 ^	2.7 ^	ND@0.5 ^	3.6 ^	1.2 ^
TOTAL PETROLEUM HYDROCARBON	mg/l	NA	NA	NA	NA	NA	NA	NA	NA	NA
VOLATILE ORGANICS										
1,1,1-TRICHLOROETHANE	ug/l	NA	NA	NA	NA	NA	NA	NA	NA	NA
1,1,2,2-TETRACHLOROETHANE	ug/l	NA	NA	NA	NA	NA	NA	NA	NA	NA
1,1,2-TRICHLORO-1,2,2-TRIFLUOROETHANE	ug/l	NA	NA	NA	NA	NA	NA	NA	NA	NA
1,1,2-TRICHLOROETHANE	ug/l	NA	NA	NA	NA	NA	NA	NA	NA	NA
1,1-DICHLOROETHANE	ug/l	NA	NA	NA	NA	NA	NA	NA	NA	NA
1,1-DICHLOROETHYLENE	ug/l	NA	NA	NA	NA	NA	NA	NA	NA	NA
1,2-DICHLOROETHANE	ug/l	NA	NA	NA	NA	NA	NA	NA	NA	NA
1,2-DICHLOROPROPANE	ug/l	NA	NA	NA	NA	NA	NA	NA	NA	NA
BENZENE	ug/l	NA	NA	NA	NA	NA	NA	NA	NA	NA
BROMODICHLOROMETHANE	ug/l	NA	NA	NA	NA	NA	NA	NA	NA	NA

IBM POUGHKEEPSIE
Airport Monitoring Wells 1988 - 1989 Data Report
10/18/90

SAMPLE LOCATION		A-018-S	A-018-S	A-018-S	A-018-S	A-018-S	A-018-S	A-018-S	A-018-S	A-018-S
SAMPLE DESCRIPTION		GROUNDWATER							GROUNDWATER	GROUNDWATER
SAMPLE DATE		06/13/88	07/19/88	08/16/88	09/13/88	10/20/88	11/11/88	12/06/88	01/16/89	02/15/89
LABORATORY SAMPLE I.D.		65496003	66637002	67540006	68445006	69678003	7042800	71038001	72131001	73180001
SAMPLE RUN NUMBER		01	01	01	01	01	01	01	01	01
SAMPLE COMMENT CODE										
PARAMETER	UNITS									
VOLATILE ORGANICS (Continued)										
BROMOFORM	ug/l	NA	NA	NA	NA	NA	NA	NA	NA	NA
BROMOMETHANE	ug/l	NA	NA	NA	NA	NA	NA	NA	NA	NA
CARBON TETRACHLORIDE	ug/l	NA	NA	NA	NA	NA	NA	NA	NA	NA
CHLOROBENZENE	ug/l	NA	NA	NA	NA	NA	NA	NA	NA	NA
CHLORODIBROMOMETHANE	ug/l	NA	NA	NA	NA	NA	NA	NA	NA	NA
CHLOROETHANE	ug/l	NA	NA	NA	NA	NA	NA	NA	NA	NA
CHLOROFORM	ug/l	NA	NA	NA	NA	NA	NA	NA	NA	NA
CHLOROMETHANE	ug/l	NA	NA	NA	NA	NA	NA	NA	NA	NA
CIS-1,3-DICHLOROPROPYLENE	ug/l	NA	NA	NA	NA	NA	NA	NA	NA	NA
DICHLORODIFLUOROMETHANE	ug/l	NA	NA	NA	NA	NA	NA	NA	NA	NA
ETHYLBENZENE	ug/l	NA	NA	NA	NA	NA	NA	NA	NA	NA
METHYLENE CHLORIDE	ug/l	NA	NA	NA	NA	NA	NA	NA	NA	NA
TETRACHLOROETHYLENE	ug/l	NA	NA	NA	NA	NA	NA	NA	NA	NA
TOLUENE	ug/l	NA	NA	NA	NA	NA	NA	NA	NA	NA
TRANS-1,2-DICHLOROETHYLENE	ug/l	NA	NA	NA	NA	NA	NA	NA	NA	NA
TRANS-1,3-DICHLOROPROPENE	ug/l	NA	NA	NA	NA	NA	NA	NA	NA	NA
TRICHLOROETHYLENE	ug/l	NA	NA	NA	NA	NA	NA	NA	NA	NA
TRICHLOROFLUOROMETHANE	ug/l	NA	NA	NA	NA	NA	NA	NA	NA	NA
VINYL CHLORIDE	ug/l	NA	NA	NA	NA	NA	NA	NA	NA	NA
XYLENE, TOTAL	ug/l	NA	NA	NA	NA	NA	NA	NA	NA	NA

IBM POUGHKEEPSIE
Airport Monitoring Wells 1988 - 1989 Data Report
10/18/90

SAMPLE LOCATION		A-018-S	A-019-S	A-019-S	A-019-S	A-019-S	A-019-S	A-019-S	A-019-S
SAMPLE DESCRIPTION		GROUNDWATER							GROUNDWATER
SAMPLE DATE		07/18/89	02/03/88	02/23/88	02/25/88	03/10/88	04/19/88	05/26/88	06/13/88
LABORATORY SAMPLE I.D.		77981003	61705005	62241003	62332009	62739003	63949009	88GW0310	65496001
SAMPLE RUN NUMBER		01	01	01	01	01	01	01	01
SAMPLE COMMENT CODE									
PARAMETER	UNITS								
BASE/NEUTRAL EXTRACTABLES									
1,2-DICHLOROBENZENE	ug/l	NA	NA	<1.0	NA	NA	NA	NA	NA
1,3-DICHLOROBENZENE	ug/l	NA	NA	<1.0	NA	NA	NA	NA	NA
1,4-DICHLOROBENZENE	ug/l	NA	NA	<1.0	NA	NA	NA	NA	NA
2-CHLOROETHYLVINYL ETHER	ug/l	NA	NA	<1.0	NA	NA	NA	NA	NA
INDICATOR PARAMETERS									
BIOCHEMICAL OXYGEN DEMAND	mg/l	NA	NA	NA	NA	NA	NA	NA	NA
COLOR	PT-CO	NA	NA	NA	NA	NA	NA	NA	NA
HARDNESS, TOTAL	mg/l	NA	NA	NA	NA	NA	NA	NA	NA
ODOR		NA	NA	NA	NA	NA	NA	NA	NA
PH	pH	5.83	NA	NA	6.07	6.50	6.63	6.75	5.97
SPECIFIC CONDUCTANCE	umhos/cm	399	756	NA	659	582	985	995	1598
TEMPERATURE	C	NA	NA	NA	NA	NA	NA	NA	NA
TOTAL DISSOLVED SOLIDS	mg/l	NA	NA	NA	NA	NA	NA	NA	NA
TURBIDITY	tu	NA	NA	NA	NA	NA	NA	NA	NA
INORGANICS									
ALKALINITY, TOTAL	mg/l	NA	NA	NA	NA	NA	NA	NA	NA
AMMONIA, TOTAL	mg/l	NA	NA	NA	NA	NA	NA	NA	NA
CHLORIDE	mg/l	NA	NA	NA	NA	NA	NA	NA	NA
CYANIDE, DISSOLVED	mg/l	NA	NA	NA	NA	NA	NA	NA	NA
NITRATE	mg/l	NA	NA	NA	NA	NA	NA	NA	NA
SODIUM, DISSOLVED	mg/l	NA	NA	NA	NA	NA	NA	NA	NA
SULFATE	mg/l	NA	NA	NA	NA	NA	NA	NA	NA
METALS									
ANTIMONY, DISSOLVED	mg/l	NA	NA	NA	NA	NA	NA	NA	NA
ARSENIC, DISSOLVED	mg/l	NA	NA	NA	NA	NA	NA	NA	NA
BERYLLIUM, DISSOLVED	mg/l	NA	NA	NA	NA	NA	NA	NA	NA
CADMIUM, DISSOLVED	mg/l	NA	NA	NA	NA	NA	NA	NA	NA
CALCIUM, DISSOLVED	mg/l	NA	NA	NA	NA	NA	NA	NA	NA
CHROMIUM, DISSOLVED	mg/l	NA	NA	NA	NA	NA	NA	NA	NA

IBM POUGHKEEPSIE
Airport Monitoring Wells 1988 - 1989 Data Report
10/18/90

SAMPLE LOCATION		A-018-S	A-018-S	A-018-S	A-018-S	A-018-S	A-018-S	A-018-S	A-018-S	A-018-S
SAMPLE DESCRIPTION		GROUNDWATER							GROUNDWATER	GROUNDWATER
SAMPLE DATE		06/13/88	07/19/88	08/16/88	09/13/88	10/20/88	11/11/88	12/06/88	01/16/89	02/15/89
LABORATORY SAMPLE I.D.		65496003	66637002	67540006	68445006	69678003	7042800	71038001	72131001	73180001
SAMPLE RUN NUMBER		01	01	01	01	01	01	01	01	01
SAMPLE COMMENT CODE										
PARAMETER	UNITS									
VOLATILE ORGANICS (Continued)										
BROMOFORM	ug/l	NA	NA	NA	NA	NA	NA	NA	NA	NA
BROMOMETHANE	ug/l	NA	NA	NA	NA	NA	NA	NA	NA	NA
CARBON TETRACHLORIDE	ug/l	NA	NA	NA	NA	NA	NA	NA	NA	NA
CHLOROBENZENE	ug/l	NA	NA	NA	NA	NA	NA	NA	NA	NA
CHLORODIBROMOMETHANE	ug/l	NA	NA	NA	NA	NA	NA	NA	NA	NA
CHLOROETHANE	ug/l	NA	NA	NA	NA	NA	NA	NA	NA	NA
CHLOROFORM	ug/l	NA	NA	NA	NA	NA	NA	NA	NA	NA
CHLOROMETHANE	ug/l	NA	NA	NA	NA	NA	NA	NA	NA	NA
CIS-1,3-DICHLOROPROPYLENE	ug/l	NA	NA	NA	NA	NA	NA	NA	NA	NA
DICHLORODIFLUOROMETHANE	ug/l	NA	NA	NA	NA	NA	NA	NA	NA	NA
ETHYLBENZENE	ug/l	NA	NA	NA	NA	NA	NA	NA	NA	NA
METHYLENE CHLORIDE	ug/l	NA	NA	NA	NA	NA	NA	NA	NA	NA
TETRACHLOROETHYLENE	ug/l	NA	NA	NA	NA	NA	NA	NA	NA	NA
TOLUENE	ug/l	NA	NA	NA	NA	NA	NA	NA	NA	NA
TRANS-1,2-DICHLOROETHYLENE	ug/l	NA	NA	NA	NA	NA	NA	NA	NA	NA
TRANS-1,3-DICHLOROPROPENE	ug/l	NA	NA	NA	NA	NA	NA	NA	NA	NA
TRICHLOROETHYLENE	ug/l	NA	NA	NA	NA	NA	NA	NA	NA	NA
TRICHLOROFLUOROMETHANE	ug/l	NA	NA	NA	NA	NA	NA	NA	NA	NA
VINYL CHLORIDE	ug/l	NA	NA	NA	NA	NA	NA	NA	NA	NA
XYLENE, TOTAL	ug/l	NA	NA	NA	NA	NA	NA	NA	NA	NA

IBM POUGHKEEPSIE
Airport Monitoring Wells 1988 - 1989 Data Report
10/18/90

SAMPLE LOCATION		A-018-S	A-019-S	A-019-S	A-019-S	A-019-S	A-019-S	A-019-S	A-019-S
SAMPLE DESCRIPTION		GROUNDWATER							GROUNDWATER
SAMPLE DATE		07/18/89	02/03/88	02/23/88	02/25/88	03/10/88	04/19/88	05/26/88	06/13/88
LABORATORY SAMPLE I.D.		77981003	61705005	62241003	62332009	62739003	63949009	88GW0310	65496001
SAMPLE RUN NUMBER		01	01	01	01	01	01	01	01
SAMPLE COMMENT CODE									
PARAMETER	UNITS								
BASE/NEUTRAL EXTRACTABLES									
1,2-DICHLOROBENZENE	ug/l	NA	NA	<1.0	NA	NA	NA	NA	NA
1,3-DICHLOROBENZENE	ug/l	NA	NA	<1.0	NA	NA	NA	NA	NA
1,4-DICHLOROBENZENE	ug/l	NA	NA	<1.0	NA	NA	NA	NA	NA
2-CHLOROETHYLVINYL ETHER	ug/l	NA	NA	<1.0	NA	NA	NA	NA	NA
INDICATOR PARAMETERS									
BIOCHEMICAL OXYGEN DEMAND	mg/l	NA	NA	NA	NA	NA	NA	NA	NA
COLOR	PT-CO	NA	NA	NA	NA	NA	NA	NA	NA
HARDNESS, TOTAL	mg/l	NA	NA	NA	NA	NA	NA	NA	NA
ODOR		NA	NA	NA	NA	NA	NA	NA	NA
PH	pH	5.83	NA	NA	6.07	6.50	6.63	6.75	5.97
SPECIFIC CONDUCTANCE	umhos/cm	399	756	NA	659	582	985	995	1598
TEMPERATURE	C	NA	NA	NA	NA	NA	NA	NA	NA
TOTAL DISSOLVED SOLIDS	mg/l	NA	NA	NA	NA	NA	NA	NA	NA
TURBIDITY	tu	NA	NA	NA	NA	NA	NA	NA	NA
INORGANICS									
ALKALINITY, TOTAL	mg/l	NA	NA	NA	NA	NA	NA	NA	NA
AMMONIA, TOTAL	mg/l	NA	NA	NA	NA	NA	NA	NA	NA
CHLORIDE	mg/l	NA	NA	NA	NA	NA	NA	NA	NA
CYANIDE, DISSOLVED	mg/l	NA	NA	NA	NA	NA	NA	NA	NA
NITRATE	mg/l	NA	NA	NA	NA	NA	NA	NA	NA
SODIUM, DISSOLVED	mg/l	NA	NA	NA	NA	NA	NA	NA	NA
SULFATE	mg/l	NA	NA	NA	NA	NA	NA	NA	NA
METALS									
ANTIMONY, DISSOLVED	mg/l	NA	NA	NA	NA	NA	NA	NA	NA
ARSENIC, DISSOLVED	mg/l	NA	NA	NA	NA	NA	NA	NA	NA
BERYLLIUM, DISSOLVED	mg/l	NA	NA	NA	NA	NA	NA	NA	NA
CADMIUM, DISSOLVED	mg/l	NA	NA	NA	NA	NA	NA	NA	NA
CALCIUM, DISSOLVED	mg/l	NA	NA	NA	NA	NA	NA	NA	NA
CHROMIUM, DISSOLVED	mg/l	NA	NA	NA	NA	NA	NA	NA	NA

IBM POUGHKEEPSIE
Airport Monitoring Wells 1988 - 1989 Data Report
10/18/90

SAMPLE LOCATION		A-018-S	A-019-S	A-019-S	A-019-S	A-019-S	A-019-S	A-019-S	A-019-S
SAMPLE DESCRIPTION		GROUNDWATER							GROUNDWATER
SAMPLE DATE		07/18/89	02/03/88	02/23/88	02/25/88	03/10/88	04/19/88	05/26/88	06/13/88
LABORATORY SAMPLE I.D.		77981003	61705005	62241003	62332009	62739003	63949009	88GW0310	65496001
SAMPLE RUN NUMBER		01	01	01	01	01	01	01	01
SAMPLE COMMENT CODE									
PARAMETER	UNITS								
METALS (Continued)									
COPPER, DISSOLVED	mg/l	NA	NA	NA	NA	NA	NA	NA	NA
IRON, DISSOLVED	mg/l	NA	NA	NA	NA	NA	NA	NA	NA
LEAD, DISSOLVED	mg/l	NA	NA	NA	NA	NA	NA	NA	NA
MAGNESIUM, DISSOLVED	mg/l	NA	NA	NA	NA	NA	NA	NA	NA
MANGANESE, DISSOLVED	mg/l	NA	NA	NA	NA	NA	NA	NA	NA
MERCURY, DISSOLVED	mg/l	NA	NA	NA	NA	NA	NA	NA	NA
NICKEL, DISSOLVED	mg/l	NA	NA	NA	NA	NA	NA	NA	NA
POTASSIUM, DISSOLVED	mg/l	NA	NA	NA	NA	NA	NA	NA	NA
SELENIUM, DISSOLVED	mg/l	NA	NA	NA	NA	NA	NA	NA	NA
SILVER, DISSOLVED	mg/l	NA	NA	NA	NA	NA	NA	NA	NA
THALLIUM, DISSOLVED	mg/l	NA	NA	NA	NA	NA	NA	NA	NA
ZINC, DISSOLVED	mg/l	NA	NA	NA	NA	NA	NA	NA	NA
PETROLEUM PRODUCTS									
FUEL OIL #1	ul/l	ND@0.1	ND@0.1	NA	<0.1	<0.1	<0.1	NA	<0.1
FUEL OIL #2	ul/l	ND@0.1	ND@0.1	NA	<0.1	<0.1	<0.1	ND@0.1	<0.1
FUEL OIL #3	ul/l	ND@0.1	ND@0.1	NA	<0.1	<0.1	<0.1	NA	<0.1
FUEL OIL #4	ul/l	ND@0.1	0.3	NA	<0.1	<0.1	<0.1	ND@0.1	<0.1
FUEL OIL #5	ul/l	ND@0.1	ND@0.1	NA	<0.1	<0.1	<0.1	NA	<0.1
FUEL OIL #6	ul/l	ND@0.1	ND@0.1	NA	<0.1	<0.1	<0.1	ND@0.1	<0.1
GASOLINE	ug/l	NA	NA	NA	NA	NA	NA	NA	NA
OIL & GREASE	ug/l	NA	1.7 ^	NA	3.0 ^	1.8 ^	1.4 ^	3 ^	3.4 ^
TOTAL PETROLEUM HYDROCARBON	mg/l	NA	NA	NA	NA	NA	NA	NA	NA
VOLATILE ORGANICS									
1,1,1-TRICHLOROETHANE	ug/l	NA	NA	<1.0	NA	NA	NA	NA	NA
1,1,2,2-TETRACHLOROETHANE	ug/l	NA	NA	<1.0	NA	NA	NA	NA	NA
1,1,2-TRICHLORO-1,2,2-TRIFLUOROETHANE	ug/l	NA	NA	<1.0	NA	NA	NA	NA	NA
1,1,2-TRICHLOROETHANE	ug/l	NA	NA	<1.0	NA	NA	NA	NA	NA
1,1-DICHLOROETHANE	ug/l	NA	NA	<1.0	NA	NA	NA	NA	NA
1,1-DICHLOROETHYLENE	ug/l	NA	NA	<1.0	NA	NA	NA	NA	NA
1,2-DICHLOROETHANE	ug/l	NA	NA	<1.0	NA	NA	NA	NA	NA
1,2-DICHLOROPROPANE	ug/l	NA	NA	<1.0	NA	NA	NA	NA	NA
BENZENE	ug/l	NA	NA	<1.0	NA	NA	NA	NA	NA
BROMODICHLOROMETHANE	ug/l	NA	NA	<1.0	NA	NA	NA	NA	NA

SAMPLE LOCATION		A-018-S	A-019-S	A-019-S	A-019-S	A-019-S	A-019-S	A-019-S	A-019-S
SAMPLE DESCRIPTION		GROUNDWATER							GROUNDWATER
SAMPLE DATE		07/18/89	02/03/88	02/23/88	02/25/88	03/10/88	04/19/88	05/26/88	06/13/88
LABORATORY SAMPLE I.D.		77981003	61705005	62241003	62332009	62739003	63949009	88GW0310	65496001
SAMPLE RUN NUMBER		01	01	01	01	01	01	01	01
SAMPLE COMMENT CODE									
PARAMETER	UNITS								
VOLATILE ORGANICS (Continued)									
BROMOFORM	ug/l	NA	NA	<1.0	NA	NA	NA	NA	NA
BROMOMETHANE	ug/l	NA	NA	<1.0	NA	NA	NA	NA	NA
CARBON TETRACHLORIDE	ug/l	NA	NA	<1.0	NA	NA	NA	NA	NA
CHLOROBENZENE	ug/l	NA	NA	<1.0	NA	NA	NA	NA	NA
CHLORODIBROMOMETHANE	ug/l	NA	NA	<1.0	NA	NA	NA	NA	NA
CHLOROETHANE	ug/l	NA	NA	<1.0	NA	NA	NA	NA	NA
CHLOROFORM	ug/l	NA	NA	<1.0	NA	NA	NA	NA	NA
CHLOROMETHANE	ug/l	NA	NA	<1.0	NA	NA	NA	NA	NA
CIS-1,3-DICHLOROPROPYLENE	ug/l	NA	NA	<1.0	NA	NA	NA	NA	NA
DICHLORODIFLUOROMETHANE	ug/l	NA	NA	NA	NA	NA	NA	NA	NA
ETHYLBENZENE	ug/l	NA	NA	<1.0	NA	NA	NA	NA	NA
METHYLENE CHLORIDE	ug/l	NA	NA	<1.0	NA	NA	NA	NA	NA
TETRACHLOROETHYLENE	ug/l	NA	NA	<1.0	NA	NA	NA	NA	NA
TOLUENE	ug/l	NA	NA	<1.0	NA	NA	NA	NA	NA
TRANS-1,2-DICHLOROETHYLENE	ug/l	NA	NA	<1.0	NA	NA	NA	NA	NA
TRANS-1,3-DICHLOROPROPENE	ug/l	NA	NA	<1.0	NA	NA	NA	NA	NA
TRICHLOROETHYLENE	ug/l	NA	NA	<1.0	NA	NA	NA	NA	NA
TRICHLOROFLUOROMETHANE	ug/l	NA	NA	<1.0	NA	NA	NA	NA	NA
VINYL CHLORIDE	ug/l	NA	NA	<1.0	NA	NA	NA	NA	NA
XYLENE, TOTAL	ug/l	NA	NA	<1.0	NA	NA	NA	NA	NA

IBM POUGHKEEPSIE
Airport Monitoring Wells 1988 - 1989 Data Report
10/18/90

SAMPLE LOCATION		A-019-S	A-019-S	A-019-S	A-019-S	A-019-S	A-019-S	A-019-S	A-019-S	A-019-S
SAMPLE DESCRIPTION		GROUNDWATER							GROUNDWATER	GROUNDWATER
SAMPLE DATE		07/12/88	08/16/88	09/07/88	09/13/88	10/20/88	11/11/88	12/06/88	01/16/89	02/15/89
LABORATORY SAMPLE I.D.		66403005	67540002	68251009	68445005	69678004	70428006	71038002	72131002	73180002
SAMPLE RUN NUMBER		01	01	01	01	01	01	01	01	01
SAMPLE COMMENT CODE										!
PARAMETER	UNITS									
BASE/NEUTRAL EXTRACTABLES										
1,2-DICHLOROBENZENE	ug/l	NA	NA	ND@1.0	NA	NA	NA	NA	NA	NA
1,3-DICHLOROBENZENE	ug/l	NA	NA	ND@1.0	NA	NA	NA	NA	NA	NA
1,4-DICHLOROBENZENE	ug/l	NA	NA	ND@1.0	NA	NA	NA	NA	NA	NA
2-CHLOROETHYLVINYL ETHER	ug/l	NA	NA	ND@1.0	NA	NA	NA	NA	NA	NA
INDICATOR PARAMETERS										
BIOCHEMICAL OXYGEN DEMAND	mg/l	NA	NA	NA	NA	NA	NA	NA	NA	NA
COLOR	PT-CO	NA	NA	NA	NA	NA	NA	NA	NA	NA
HARDNESS, TOTAL	mg/l	NA	NA	NA	NA	NA	NA	NA	NA	NA
ODOR		NA	NA	NA	NA	NA	NA	NA	NA	NA
PH	pH	6.24	5.95	6.00	6.08	6.44	6.15	6.02	6.07	6.07
SPECIFIC CONDUCTANCE	umhos/cm	1035	1016	1010	1297	813	1083	583	1289	1098
TEMPERATURE	C	NA	NA	NA	NA	NA	NA	NA	NA	NA
TOTAL DISSOLVED SOLIDS	mg/l	NA	NA	NA	NA	NA	NA	NA	NA	NA
TURBIDITY	tu	NA	NA	NA	NA	NA	NA	NA	NA	NA
INORGANICS										
ALKALINITY, TOTAL	mg/l	NA	NA	NA	NA	NA	NA	NA	NA	NA
AMMONIA, TOTAL	mg/l	NA	NA	NA	NA	NA	NA	NA	NA	NA
CHLORIDE	mg/l	NA	NA	NA	NA	NA	NA	NA	NA	NA
CYANIDE, DISSOLVED	mg/l	NA	NA	NA	NA	NA	NA	NA	NA	NA
NITRATE	mg/l	NA	NA	NA	NA	NA	NA	NA	NA	NA
SODIUM, DISSOLVED	mg/l	NA	NA	NA	NA	NA	NA	NA	NA	NA
SULFATE	mg/l	NA	NA	NA	NA	NA	NA	NA	NA	NA
METALS										
ANTIMONY, DISSOLVED	mg/l	NA	NA	NA	NA	NA	NA	NA	NA	NA
ARSENIC, DISSOLVED	mg/l	NA	NA	NA	NA	NA	NA	NA	NA	NA
BERYLLIUM, DISSOLVED	mg/l	NA	NA	NA	NA	NA	NA	NA	NA	NA
CADMIUM, DISSOLVED	mg/l	NA	NA	NA	NA	NA	NA	NA	NA	NA
CALCIUM, DISSOLVED	mg/l	NA	NA	NA	NA	NA	NA	NA	NA	NA
CHROMIUM, DISSOLVED	mg/l	NA	NA	NA	NA	NA	NA	NA	NA	NA

IBM POUGHKEEPSIE
Airport Monitoring Wells 1988 - 1989 Data Report
10/18/90

SAMPLE LOCATION		A-019-S	A-019-S	A-019-S	A-019-S	A-019-S	A-019-S	A-019-S	A-019-S	A-019-S
SAMPLE DESCRIPTION		GROUNDWATER							GROUNDWATER	GROUNDWATER
SAMPLE DATE		07/12/88	08/16/88	09/07/88	09/13/88	10/20/88	11/11/88	12/06/88	01/16/89	02/15/89
LABORATORY SAMPLE I.D.		66403005	67540002	68251009	68445005	69678004	70428006	71038002	72131002	73180002
SAMPLE RUN NUMBER		01	01	01	01	01	01	01	01	01
SAMPLE COMMENT CODE										!
PARAMETER	UNITS									
METALS (Continued)										
COPPER, DISSOLVED	mg/l	NA	NA	NA	NA	NA	NA	NA	NA	NA
IRON, DISSOLVED	mg/l	NA	NA	NA	NA	NA	NA	NA	NA	NA
LEAD, DISSOLVED	mg/l	NA	NA	NA	NA	NA	NA	NA	NA	NA
MAGNESIUM, DISSOLVED	mg/l	NA	NA	NA	NA	NA	NA	NA	NA	NA
MANGANESE, DISSOLVED	mg/l	NA	NA	NA	NA	NA	NA	NA	NA	NA
MERCURY, DISSOLVED	mg/l	NA	NA	NA	NA	NA	NA	NA	NA	NA
NICKEL, DISSOLVED	mg/l	NA	NA	NA	NA	NA	NA	NA	NA	NA
POTASSIUM, DISSOLVED	mg/l	NA	NA	NA	NA	NA	NA	NA	NA	NA
SELENIUM, DISSOLVED	mg/l	NA	NA	NA	NA	NA	NA	NA	NA	NA
SILVER, DISSOLVED	mg/l	NA	NA	NA	NA	NA	NA	NA	NA	NA
THALLIUM, DISSOLVED	mg/l	NA	NA	NA	NA	NA	NA	NA	NA	NA
ZINC, DISSOLVED	mg/l	NA	NA	NA	NA	NA	NA	NA	NA	NA
PETROLEUM PRODUCTS										
FUEL OIL #1	ul/l	ND@0.1	ND@0.1	NA	ND@0.1	ND@0.1	ND@0.1	ND@0.1	ND@0.1	ND@0.1
FUEL OIL #2	ul/l	ND@0.1	ND@0.1	NA	ND@0.1	ND@0.1	ND@0.1	ND@0.1	ND@0.1	ND@0.1
FUEL OIL #3	ul/l	ND@0.1	ND@0.1	NA	ND@0.1	ND@0.1	ND@0.1	ND@0.1	ND@0.1	ND@0.1
FUEL OIL #4	ul/l	ND@0.1	ND@0.1	NA	ND@0.1	ND@0.1	ND@0.1	ND@0.1	ND@0.1	ND@0.1
FUEL OIL #5	ul/l	ND@0.1	ND@0.1	NA	ND@0.1	ND@0.1	ND@0.1	ND@0.1	ND@0.1	ND@0.1
FUEL OIL #6	ul/l	ND@0.1	ND@0.1	NA	ND@0.1	ND@0.1	ND@0.1	ND@0.1	ND@0.1	ND@0.1
GASOLINE	ug/l	NA	NA	NA	NA	NA	NA	NA	NA	NA
OIL & GREASE	ug/l	ND@0.5 ^	2.2 ^	NA	1.6 ^	ND@0.5 ^	2.8 ^	ND@0.5 ^	2.1 ^	ND@0.5 ^
TOTAL PETROLEUM HYDROCARBON	mg/l	NA	NA	NA	NA	NA	NA	NA	NA	NA
VOLATILE ORGANICS										
1,1,1-TRICHLOROETHANE	ug/l	NA	NA	3.2	NA	NA	NA	NA	NA	NA
1,1,2,2-TETRACHLOROETHANE	ug/l	NA	NA	ND@1.0	NA	NA	NA	NA	NA	NA
1,1,2-TRICHLORO-1,2,2-TRIFLUOROETHANE	ug/l	NA	NA	ND@1.0	NA	NA	NA	NA	NA	NA
1,1,2-TRICHLOROETHANE	ug/l	NA	NA	ND@1.0	NA	NA	NA	NA	NA	NA
1,1-DICHLOROETHANE	ug/l	NA	NA	3.3	NA	NA	NA	NA	NA	NA
1,1-DICHLOROETHYLENE	ug/l	NA	NA	ND@1.0	NA	NA	NA	NA	NA	NA
1,2-DICHLOROETHANE	ug/l	NA	NA	ND@1.0	NA	NA	NA	NA	NA	NA
1,2-DICHLOROPROPANE	ug/l	NA	NA	ND@1.0	NA	NA	NA	NA	NA	NA
BENZENE	ug/l	NA	NA	NA	NA	NA	NA	NA	NA	NA
BROMODICHLOROMETHANE	ug/l	NA	NA	ND@1.0	NA	NA	NA	NA	NA	NA

IBM POUGHKEEPSIE
Airport Monitoring Wells 1988 - 1989 Data Report
10/18/90

SAMPLE LOCATION		A-019-S	A-019-S	A-019-S	A-019-S	A-019-S	A-019-S	A-019-S	A-019-S	A-019-S
SAMPLE DESCRIPTION		GROUNDWATER							GROUNDWATER	GROUNDWATER
SAMPLE DATE		07/12/88	08/16/88	09/07/88	09/13/88	10/20/88	11/11/88	12/06/88	01/16/89	02/15/89
LABORATORY SAMPLE I.D.		66403005	67540002	68251009	68445005	69678004	70428006	71038002	72131002	73180002
SAMPLE RUN NUMBER		01	01	01	01	01	01	01	01	01
SAMPLE COMMENT CODE										!
PARAMETER	UNITS									
VOLATILE ORGANICS (Continued)										
BROMOFORM	ug/l	NA	NA	ND@1.0	NA	NA	NA	NA	NA	NA
BROMOMETHANE	ug/l	NA	NA	ND@1.0	NA	NA	NA	NA	NA	NA
CARBON TETRACHLORIDE	ug/l	NA	NA	ND@1.0	NA	NA	NA	NA	NA	NA
CHLOROBENZENE	ug/l	NA	NA	ND@1.0	NA	NA	NA	NA	NA	NA
CHLORODIBROMOMETHANE	ug/l	NA	NA	ND@1.0	NA	NA	NA	NA	NA	NA
CHLOROETHANE	ug/l	NA	NA	ND@1.0	NA	NA	NA	NA	NA	NA
CHLOROFORM	ug/l	NA	NA	ND@1.0	NA	NA	NA	NA	NA	NA
CHLOROMETHANE	ug/l	NA	NA	ND@1.0	NA	NA	NA	NA	NA	NA
CIS-1,3-DICHLOROPROPYLENE	ug/l	NA	NA	ND@1.0	NA	NA	NA	NA	NA	NA
DICHLORODIFLUOROMETHANE	ug/l	NA	NA	ND@1.0	NA	NA	NA	NA	NA	NA
ETHYLBENZENE	ug/l	NA	NA	NA	NA	NA	NA	NA	NA	NA
METHYLENE CHLORIDE	ug/l	NA	NA	ND@1.0	NA	NA	NA	NA	NA	NA
TETRACHLOROETHYLENE	ug/l	NA	NA	ND@1.0	NA	NA	NA	NA	NA	NA
TOLUENE	ug/l	NA	NA	NA	NA	NA	NA	NA	NA	NA
TRANS-1,2-DICHLOROETHYLENE	ug/l	NA	NA	ND@1.0	NA	NA	NA	NA	NA	NA
TRANS-1,3-DICHLOROPROPENE	ug/l	NA	NA	ND@1.0	NA	NA	NA	NA	NA	NA
TRICHLOROETHYLENE	ug/l	NA	NA	ND@1.0	NA	NA	NA	NA	NA	NA
TRICHLOROFLUOROMETHANE	ug/l	NA	NA	ND@1.0	NA	NA	NA	NA	NA	NA
VINYL CHLORIDE	ug/l	NA	NA	ND@1.0	NA	NA	NA	NA	NA	NA
XYLENE, TOTAL	ug/l	NA	NA	NA	NA	NA	NA	NA	NA	NA

IBM POUGHKEEPSIE
Airport Monitoring Wells 1988 - 1989 Data Report
10/18/90

SAMPLE LOCATION		A-020-S	A-020-S	A-020-S	A-020-S	A-020-S	A-020-S	A-020-S	A-020-S	A-020-S
SAMPLE DESCRIPTION						GROUNDWATER	GROUNDWATER	GROUNDWATER	GROUNDWATER	GROUNDWATER
SAMPLE DATE		02/18/88	07/29/88	09/07/88	12/01/88	03/22/89	04/21/89	05/30/89	07/18/89	09/25/89
LABORATORY SAMPLE I.D.		62129004	66977003	68231010	70908004	74237002	75195001	76359001	77981004	80260002
SAMPLE RUN NUMBER		01	01	01	01	01	01	01	01	01
SAMPLE COMMENT CODE						!	!			
PARAMETER	UNITS									
BASE/NEUTRAL EXTRACTABLES										
1,2-DICHLOROBENZENE	ug/l	<1.0	ND@1.0	ND@1.0	LE	ND@1.0	ND@5.0	ND@1.0	ND@1.0	ND@1.0
1,3-DICHLOROBENZENE	ug/l	<1.0	ND@1.0	ND@1.0	LE	ND@1.0	ND@5.0	ND@1.0	ND@1.0	ND@1.0
1,4-DICHLOROBENZENE	ug/l	<1.0	34	ND@1.0	LE	ND@1.0	ND@5.0	ND@1.0	ND@1.0	ND@1.0
2-CHLOROETHYLVINYL ETHER	ug/l	<1.0	ND@1.0	ND@1.0	LE	ND@1.0	ND@5.0	ND@1.0	ND@1.0	ND@1.0
INDICATOR PARAMETERS										
BIOCHEMICAL OXYGEN DEMAND	mg/l	12	NA	NA	NA	NA	NA	NA	NA	NA
COLOR	PT-CO	30	NA	NA	NA	NA	NA	NA	NA	NA
HARDNESS, TOTAL	mg/l	270	NA	NA	NA	NA	NA	NA	NA	NA
ODOR		3	NA	NA	NA	NA	NA	NA	NA	NA
PH	pH	6.67	6.65	6.42	7.04	7.32	7.33	5.98	6.91	NA
SPECIFIC CONDUCTANCE	umhos/cm	981	1312	1232	661	684	605	628	540	NA
TEMPERATURE	C	NA	NA	NA	NA	NA	NA	NA	NA	NA
TOTAL DISSOLVED SOLIDS	mg/l	NA	NA	NA	NA	NA	NA	NA	NA	NA
TURBIDITY	tu	20	NA	NA	NA	NA	NA	NA	NA	NA
INORGANICS										
ALKALINITY, TOTAL	mg/l	260	NA	NA	NA	NA	NA	NA	NA	NA
AMMONIA, TOTAL	mg/l	<0.2	NA	NA	NA	NA	NA	NA	NA	NA
CHLORIDE	mg/l	31	NA	NA	NA	NA	NA	NA	NA	NA
CYANIDE, DISSOLVED	mg/l	NA	NA	NA	NA	NA	NA	NA	NA	NA
NITRATE	mg/l	NA	NA	NA	NA	NA	NA	NA	NA	NA
SODIUM, DISSOLVED	mg/l	NA	NA	NA	NA	NA	NA	NA	NA	NA
SULFATE	mg/l	15	NA	NA	NA	NA	NA	NA	NA	NA
METALS										
ANTIMONY, DISSOLVED	mg/l	NA	NA	NA	NA	NA	NA	NA	NA	NA
ARSENIC, DISSOLVED	mg/l	0.013	NA	NA	NA	NA	NA	NA	NA	NA
BERYLLIUM, DISSOLVED	mg/l	NA	NA	NA	NA	NA	NA	NA	NA	NA
CADMIUM, DISSOLVED	mg/l	NA	NA	NA	NA	NA	NA	NA	NA	NA
CALCIUM, DISSOLVED	mg/l	NA	NA	NA	NA	NA	NA	NA	NA	NA
CHROMIUM, DISSOLVED	mg/l	NA	NA	NA	NA	NA	NA	NA	NA	NA

IBM POUGHKEEPSIE
Airport Monitoring Wells 1988 - 1989 Data Report
10/18/90

SAMPLE LOCATION		A-020-S	A-020-S	A-020-S	A-020-S	A-020-S	A-020-S	A-020-S	A-020-S	A-020-S
SAMPLE DESCRIPTION						GROUNDWATER	GROUNDWATER	GROUNDWATER	GROUNDWATER	GROUNDWATER
SAMPLE DATE		02/18/88	07/29/88	09/07/88	12/01/88	03/22/89	04/21/89	05/30/89	07/18/89	09/25/89
LABORATORY SAMPLE I.D.		62129004	66977003	68231010	70908004	74237002	75195001	76359001	77981004	80260002
SAMPLE RUN NUMBER		01	01	01	01	01	01	01	01	01
SAMPLE COMMENT CODE						!	!			
PARAMETER	UNITS									
METALS (Continued)										
COPPER, DISSOLVED	mg/l	NA	NA	NA	NA	NA	NA	NA	NA	NA
IRON, DISSOLVED	mg/l	6.7	NA	NA	NA	NA	NA	NA	NA	NA
LEAD, DISSOLVED	mg/l	0.13	NA	NA	NA	NA	NA	NA	NA	NA
MAGNESIUM, DISSOLVED	mg/l	NA	NA	NA	NA	NA	NA	NA	NA	NA
MANGANESE, DISSOLVED	mg/l	8.4	NA	NA	NA	NA	NA	NA	NA	NA
MERCURY, DISSOLVED	mg/l	NA	NA	NA	NA	NA	NA	NA	NA	NA
NICKEL, DISSOLVED	mg/l	NA	NA	NA	NA	NA	NA	NA	NA	NA
POTASSIUM, DISSOLVED	mg/l	NA	NA	NA	NA	NA	NA	NA	NA	NA
SELENIUM, DISSOLVED	mg/l	NA	NA	NA	NA	NA	NA	NA	NA	NA
SILVER, DISSOLVED	mg/l	NA	NA	NA	NA	NA	NA	NA	NA	NA
THALLIUM, DISSOLVED	mg/l	NA	NA	NA	NA	NA	NA	NA	NA	NA
ZINC, DISSOLVED	mg/l	NA	NA	NA	NA	NA	NA	NA	NA	NA
PETROLEUM PRODUCTS										
FUEL OIL #1	ul/l	NA	NA	NA	NA	NA	NA	NA	NA	NA
FUEL OIL #2	ul/l	NA	NA	NA	NA	NA	NA	NA	NA	NA
FUEL OIL #3	ul/l	NA	NA	NA	NA	NA	NA	NA	NA	NA
FUEL OIL #4	ul/l	NA	NA	NA	NA	NA	NA	NA	NA	NA
FUEL OIL #5	ul/l	NA	NA	NA	NA	NA	NA	NA	NA	NA
FUEL OIL #6	ul/l	NA	NA	NA	NA	NA	NA	NA	NA	NA
GASOLINE	ug/l	NA	NA	NA	NA	NA	NA	NA	NA	NA
OIL & GREASE	ug/l	NA	NA	NA	NA	NA	NA	NA	NA	NA
TOTAL PETROLEUM HYDROCARBON	mg/l	NA	NA	NA	NA	NA	NA	NA	NA	NA
VOLATILE ORGANICS										
1,1,1-TRICHLOROETHANE	ug/l	15	7.5	7.8	LE	2.2	ND@5.0	1.9	120	19
1,1,2,2-TETRACHLOROETHANE	ug/l	<1.0	ND@1.0	ND@1.0	LE	ND@1.0	ND@5.0	ND@1.0	ND@1.0	ND@1.0
1,1,2-TRICHLORO-1,2,2-TRIFLUOROETHANE	ug/l	<1.0	ND@1.0	ND@1.0	NA	NA	NA	NA	NA	NA
1,1,2-TRICHLOROETHANE	ug/l	<1.0	ND@1.0	ND@1.0	LE	ND@1.0	ND@5.0	ND@1.0	ND@1.0	ND@1.0
1,1-DICHLOROETHANE	ug/l	67	78	40	LE	84	53	35	34	73
1,1-DICHLOROETHYLENE	ug/l	<1.0	ND@1.0	ND@1.0	LE	ND@1.0	ND@5.0	ND@1.0	ND@1.0	ND@1.0
1,2-DICHLOROETHANE	ug/l	<1.0	ND@1.0	ND@1.0	LE	ND@1.0	ND@5.0	ND@1.0	ND@1.0	ND@1.0
1,2-DICHLOROPROPANE	ug/l	<1.0	ND@1.0	ND@1.0	LE	ND@1.0	ND@5.0	ND@1.0	ND@1.0	ND@1.0
BENZENE	ug/l	12	ND@1.0	NA	LE	ND@1.0	ND@5.0	ND@1.0	ND@1.0	ND@1.0
BROMODICHLOROMETHANE	ug/l	<1.0	ND@1.0	ND@1.0	LE	ND@1.0	ND@5.0	ND@1.0	ND@1.0	ND@1.0

IBM POUGHKEEPSIE
Airport Monitoring Wells 1988 - 1989 Data Report
10/18/90

SAMPLE LOCATION		A-020-S	A-020-S	A-020-S	A-020-S	A-020-S	A-020-S	A-020-S	A-020-S	A-020-S
SAMPLE DESCRIPTION						GROUNDWATER	GROUNDWATER	GROUNDWATER	GROUNDWATER	GROUNDWATER
SAMPLE DATE		02/18/88	07/29/88	09/07/88	12/01/88	03/22/89	04/21/89	05/30/89	07/18/89	09/25/89
LABORATORY SAMPLE I.D.		62129004	66977003	68231010	70908004	74237002	75195001	76359001	77981004	80260002
SAMPLE RUN NUMBER		01	01	01	01	01	01	01	01	01
SAMPLE COMMENT CODE						!	!			
PARAMETER	UNITS									
VOLATILE ORGANICS (Continued)										
BROMOFORM	ug/l	<1.0	ND@1.0	ND@1.0	LE	ND@1.0	ND@5.0	ND@1.0	ND@1.0	ND@1.0
BROMOMETHANE	ug/l	<1.0	ND@1.0	ND@1.0	LE	ND@1.0	ND@10	ND@1.0	ND@1.0	ND@1.0
CARBON TETRACHLORIDE	ug/l	<1.0	ND@1.0	ND@1.0	LE	ND@1.0	ND@5.0	ND@1.0	ND@1.0	ND@1.0
CHLOROBENZENE	ug/l	<1.0	ND@1.0	ND@1.0	LE	ND@1.0	ND@5.0	ND@1.0	ND@1.0	ND@1.0
CHLORODIBROMOMETHANE	ug/l	<1.0	ND@1.0	ND@1.0	LE	ND@1.0	ND@5.0	ND@1.0	ND@1.0	ND@1.0
CHLOROETHANE	ug/l	<1.0	3.1	ND@1.0	LE	ND@1.0	ND@10	6.3	2.9	4.8
CHLOROFORM	ug/l	<1.0	ND@1.0	ND@1.0	LE	ND@1.0	ND@5.0	ND@1.0	ND@1.0	ND@1.0
CHLOROMETHANE	ug/l	<1.0	ND@1.0	ND@1.0	LE	ND@1.0	ND@10	ND@1.0	ND@1.0	ND@1.0
CIS-1,3-DICHLOROPROPYLENE	ug/l	<1.0	ND@1.0	ND@1.0	LE	ND@1.0	ND@5.0	ND@1.0	ND@1.0	ND@1.0
DICHLORODIFLUOROMETHANE	ug/l	NA	NA	ND@1.0	LE	ND@1.0	NA	ND@1.0	ND@1.0	ND@1.0
ETHYLBENZENE	ug/l	<1.0	ND@1.0	NA	LE	ND@1.0	ND@5.0	ND@1.0	ND@1.0	ND@1.0
METHYLENE CHLORIDE	ug/l	<1.0	ND@1.0	ND@1.0	LE	ND@1.0	ND@10	ND@1.0	1.1	ND@1.0
TETRACHLOROETHYLENE	ug/l	1.7	2.5	1.7	LE	1.9	2.0	ND@1.0	2.7	2.2
TOLUENE	ug/l	3.5	ND@1.0	NA	LE	ND@1.0	1.0	ND@1.0	ND@1.0	ND@1.0
TRANS-1,2-DICHLOROETHYLENE	ug/l	13	17	12	LE	21	9.1	8.3	6.1	12
TRANS-1,3-DICHLOROPROPENE	ug/l	<1.0	ND@1.0	ND@1.0	LE	ND@1.0	ND@5.0	ND@1.0	ND@1.0	ND@1.0
TRICHLOROETHYLENE	ug/l	<1.0	ND@1.0	ND@1.0	LE	ND@1.0	ND@5.0	ND@1.0	ND@1.0	ND@1.0
TRICHLOROFLUOROMETHANE	ug/l	<1.0	ND@1.0	ND@1.0	LE	ND@1.0	ND@5.0	ND@1.0	ND@1.0	ND@1.0
VINYL CHLORIDE	ug/l	<1.0	ND@1.0	ND@1.0	LE	ND@1.0	ND@10	ND@1.0	ND@1.0	ND@1.0
XYLENE, TOTAL	ug/l	8.1	1.0	NA	NA	NA	NA	NA	NA	NA

IBM POUGHKEEPSIE
Airport Monitoring Wells 1988 - 1989 Data Report
10/18/90

SAMPLE LOCATION		A-020-S	A-021-G	A-021-G	A-021-G	A-021-G	A-021-G	A-021-G	A-021-G
SAMPLE DESCRIPTION		GROUNDWATER			GROUNDWATER	GROUNDWATER	DUPLICATE	DUPLICATE	GROUNDWATER
SAMPLE DATE		10/27/89	09/11/88	11/22/88	01/25/89	04/11/89	07/20/89	07/20/89	10/10/89
LABORATORY SAMPLE I.D.		81392-001	68364003	70692005	72526001	74808001	78093004	8973265	80895-004
SAMPLE RUN NUMBER		01	01	01	01	01	01	01	01
SAMPLE COMMENT CODE					!	!			
PARAMETER	UNITS								
BASE/NEUTRAL EXTRACTABLES									
1,2-DICHLOROBENZENE	ug/l	ND@1.0	ND@1.0	NA	NA	ND@5.0	ND@1.0	ND@1.0	ND@1.0
1,3-DICHLOROBENZENE	ug/l	ND@1.0	ND@1.0	NA	NA	ND@5.0	ND@1.0	ND@1.0	ND@1.0
1,4-DICHLOROBENZENE	ug/l	ND@1.0	ND@1.0	NA	NA	ND@5.0	ND@1.0	ND@1.0	ND@1.0
2-CHLOROETHYLVINYL ETHER	ug/l	ND@1.0	ND@1.0	NA	NA	ND@5.0	ND@1.0	ND@10	ND@1.0
INDICATOR PARAMETERS									
BIOCHEMICAL OXYGEN DEMAND	mg/l	NA	NA	NA	NA	NA	NA	NA	NA
COLOR	PT-CO	NA	NA	NA	NA	NA	NA	NA	NA
HARDNESS, TOTAL	mg/l	NA	NA	NA	220	NA	NA	NA	NA
ODOR		NA	NA	NA	NA	NA	NA	NA	NA
PH	pH	6.45	7.35	7.99	7.71	7.55	7.59	NA	NA
SPECIFIC CONDUCTANCE	umhos/cm	1141	850	771	650	603	548	NA	NA
TEMPERATURE	C	NA	NA	NA	NA	NA	NA	NA	NA
TOTAL DISSOLVED SOLIDS	mg/l	NA	NA	NA	260	NA	NA	NA	NA
TURBIDITY	tu	NA	NA	NA	0.29	NA	NA	NA	NA
INORGANICS									
ALKALINITY, TOTAL	mg/l	NA	NA	NA	160	NA	NA	NA	NA
AMMONIA, TOTAL	mg/l	NA	NA	NA	NA	NA	NA	NA	NA
CHLORIDE	mg/l	NA	NA	NA	37	NA	NA	NA	NA
CYANIDE, DISSOLVED	mg/l	NA	NA	NA	NA	NA	NA	NA	NA
NITRATE	mg/l	NA	NA	NA	1.2	NA	NA	NA	NA
SODIUM, DISSOLVED	mg/l	NA	NA	NA	17	NA	NA	NA	NA
SULFATE	mg/l	NA	NA	NA	43	NA	NA	NA	NA
METALS									
ANTIMONY, DISSOLVED	mg/l	NA	NA	NA	NA	NA	NA	NA	NA
ARSENIC, DISSOLVED	mg/l	NA	NA	NA	NA	NA	NA	NA	NA
BERYLLIUM, DISSOLVED	mg/l	NA	NA	NA	NA	NA	NA	NA	NA
CADMIUM, DISSOLVED	mg/l	NA	NA	NA	NA	NA	NA	NA	NA
CALCIUM, DISSOLVED	mg/l	NA	NA	NA	57	NA	NA	NA	NA
CHROMIUM, DISSOLVED	mg/l	NA	NA	NA	NA	NA	NA	NA	NA

SAMPLE LOCATION		A-020-S	A-021-G	A-021-G	A-021-G	A-021-G	A-021-G	A-021-G	A-021-G
SAMPLE DESCRIPTION		GROUNDWATER			GROUNDWATER	GROUNDWATER	DUPLICATE	DUPLICATE	GROUNDWATER
SAMPLE DATE		10/27/89	09/11/88	11/22/88	01/25/89	04/11/89	07/20/89	07/20/89	10/10/89
LABORATORY SAMPLE I.D.		81392-001	68364003	70692005	72526001	74808001	78093004	8973265	80895-004
SAMPLE RUN NUMBER		01	01	01	01	01	01	01	01
SAMPLE COMMENT CODE					!	!			
PARAMETER	UNITS								
METALS (Continued)									
COPPER, DISSOLVED	mg/l	NA	NA	NA	NA	NA	NA	NA	NA
IRON, DISSOLVED	mg/l	NA	NA	NA	ND@0.03	NA	NA	NA	NA
LEAD, DISSOLVED	mg/l	NA	NA	NA	NA	NA	NA	NA	NA
MAGNESIUM, DISSOLVED	mg/l	NA	NA	NA	11	NA	NA	NA	NA
MANGANESE, DISSOLVED	mg/l	NA	NA	NA	ND@0.01	NA	NA	NA	NA
MERCURY, DISSOLVED	mg/l	NA	NA	NA	NA	NA	NA	NA	NA
NICKEL, DISSOLVED	mg/l	NA	NA	NA	NA	NA	NA	NA	NA
POTASSIUM, DISSOLVED	mg/l	NA	NA	NA	2.8	NA	NA	NA	NA
SELENIUM, DISSOLVED	mg/l	NA	NA	NA	NA	NA	NA	NA	NA
SILVER, DISSOLVED	mg/l	NA	NA	NA	NA	NA	NA	NA	NA
THALLIUM, DISSOLVED	mg/l	NA	NA	NA	NA	NA	NA	NA	NA
ZINC, DISSOLVED	mg/l	NA	NA	NA	NA	NA	NA	NA	NA
PETROLEUM PRODUCTS									
FUEL OIL #1	ul/l	NA	NA	ND@0.1	NA	NA	NA	NA	NA
FUEL OIL #2	ul/l	NA	NA	ND@0.1	NA	NA	NA	NA	NA
FUEL OIL #3	ul/l	NA	NA	ND@0.1	NA	NA	NA	NA	NA
FUEL OIL #4	ul/l	NA	NA	ND@0.1	NA	NA	NA	NA	NA
FUEL OIL #5	ul/l	NA	NA	ND@0.1	NA	NA	NA	NA	NA
FUEL OIL #6	ul/l	NA	NA	ND@0.1	NA	NA	NA	NA	NA
GASOLINE	ug/l	NA	NA	NA	NA	NA	NA	NA	NA
OIL & GREASE	ug/l	NA	NA	NA	NA	NA	NA	NA	NA
TOTAL PETROLEUM HYDROCARBON	mg/l	NA	NA	NA	NA	NA	NA	NA	NA
VOLATILE ORGANICS									
1,1,1-TRICHLOROETHANE	ug/l	37	2.6	NA	NA	1.6	1.4	4	1.3
1,1,2,2-TETRACHLOROETHANE	ug/l	ND@1.0	ND@1.0	NA	NA	ND@5.0	ND@1.0	ND@1.0	ND@1.0
1,1,2-TRICHLORO-1,2,2-TRIFLUOROETHANE	ug/l	NA	ND@1.0	NA	NA	NA	NA	NA	NA
1,1,2-TRICHLOROETHANE	ug/l	ND@1.0	ND@1.0	NA	NA	ND@5.0	ND@1.0	ND@1.0	ND@1.0
1,1-DICHLOROETHANE	ug/l	96	ND@1.0	NA	NA	ND@5.0	ND@1.0	ND@1.0	ND@1.0
1,1-DICHLOROETHYLENE	ug/l	ND@1.0	ND@1.0	NA	NA	ND@5.0	ND@1.0	ND@1.0	ND@1.0
1,2-DICHLOROETHANE	ug/l	ND@1.0	ND@1.0	NA	NA	ND@5.0	ND@1.0	ND@1.0	ND@1.0
1,2-DICHLOROPROPANE	ug/l	ND@1.0	ND@1.0	NA	NA	ND@5.0	ND@1.0	ND@1.0	ND@1.0
BENZENE	ug/l	ND@1.0	NA	NA	NA	ND@5.0	ND@1.0	ND@1.0	ND@1.0
BROMODICHLOROMETHANE	ug/l	ND@1.0	ND@1.0	NA	NA	ND@5.0	ND@1.0	ND@1.0	ND@1.0

IBM POUGHKEEPSIE
Airport Monitoring Wells 1988 - 1989 Data Report
10/18/90

SAMPLE LOCATION		A-020-S	A-021-G	A-021-G	A-021-G	A-021-G	A-021-G	A-021-G	A-021-G
SAMPLE DESCRIPTION		GROUNDWATER			GROUNDWATER	GROUNDWATER	DUPLICATE	DUPLICATE	GROUNDWATER
SAMPLE DATE		10/27/89	09/11/88	11/22/88	01/25/89	04/11/89	07/20/89	07/20/89	10/10/89
LABORATORY SAMPLE I.D.		81392-001	68364003	70692005	72526001	74808001	78093004	8973265	80895-004
SAMPLE RUN NUMBER		01	01	01	01	01	01	01	01
SAMPLE COMMENT CODE					!	!			
PARAMETER	UNITS								
VOLATILE ORGANICS (Continued)									
BROMOFORM	ug/l	ND@1.0	ND@1.0	NA	NA	ND@5.0	ND@1.0	ND@1.0	ND@1.0
BROMOMETHANE	ug/l	ND@1.0	ND@1.0	NA	NA	ND@10	ND@1.0	ND@1.0	ND@1.0
CARBON TETRACHLORIDE	ug/l	ND@1.0	ND@1.0	NA	NA	ND@5.0	ND@1.0	ND@1.0	ND@1.0
CHLOROBENZENE	ug/l	ND@1.0	ND@1.0	NA	NA	ND@5.0	ND@1.0	ND@1.0	ND@1.0
CHLORODIBROMOMETHANE	ug/l	ND@1.0	ND@1.0	NA	NA	ND@5.0	ND@1.0	ND@1.0	ND@1.0
CHLOROETHANE	ug/l	8.5	ND@1.0	NA	NA	ND@10	ND@1.0	ND@1.0	ND@1.0
CHLOROFORM	ug/l	ND@1.0	ND@1.0	NA	NA	ND@5.0	ND@1.0	ND@1.0	ND@1.0
CHLOROMETHANE	ug/l	ND@1.0	ND@1.0	NA	NA	ND@10	ND@1.0	ND@1.0	ND@1.0
CIS-1,3-DICHLOROPROPYLENE	ug/l	ND@1.0	ND@1.0	NA	NA	ND@5.0	ND@1.0	ND@1.0	ND@1.0
DICHLORODIFLUOROMETHANE	ug/l	ND@1.0	ND@1.0	NA	NA	NA	ND@1.0	ND@1.0	ND@1.0
ETHYLBENZENE	ug/l	ND@1.0	NA	NA	NA	ND@5.0	ND@1.0	ND@1.0	ND@1.0
METHYLENE CHLORIDE	ug/l	ND@1.0	ND@1.0	NA	NA	ND@10	ND@1.0	ND@1.0	ND@1.0
TETRACHLOROETHYLENE	ug/l	8.2	ND@1.0	NA	NA	ND@5.0	ND@1.0	ND@1.0	ND@1.0
TOLUENE	ug/l	ND@1.0	NA	NA	NA	ND@5.0	ND@1.0	ND@1.0	ND@1.0
TRANS-1,2-DICHLOROETHYLENE	ug/l	11	ND@1.0	NA	NA	ND@5.0	ND@1.0	ND@1.0	ND@1.0
TRANS-1,3-DICHLOROPROPENE	ug/l	ND@1.0	ND@1.0	NA	NA	ND@5.0	ND@1.0	ND@1.0	ND@1.0
TRICHLOROETHYLENE	ug/l	ND@1.0	ND@1.0	NA	NA	ND@5.0	ND@1.0	ND@1.0	ND@1.0
TRICHLOROFLUOROMETHANE	ug/l	ND@1.0	ND@1.0	NA	NA	ND@5.0	ND@1.0	ND@1.0	ND@1.0
VINYL CHLORIDE	ug/l	ND@1.0	ND@1.0	NA	NA	ND@10	ND@1.0	ND@1.0	ND@1.0
XYLENE, TOTAL	ug/l	NA	NA	NA	NA	NA	NA	ND@3.0	NA

IBM POUGHKEEPSIE
Airport Monitoring Wells 1988 - 1989 Data Report
10/18/90

SAMPLE LOCATION		A-021-R	A-021-R	A-021-R	A-021-R	A-021-R	A-021-S	A-021-S
SAMPLE DESCRIPTION		GROUNDWATER	GROUNDWATER	GROUNDWATER	DUPLICATE	GROUNDWATER		GROUNDWATER
SAMPLE DATE		01/25/89	04/11/89	07/20/89	10/11/89	10/11/89	11/22/88	01/25/89
LABORATORY SAMPLE I.D.		72526002	74808002	78093005	89-10-4704	80895-005	70692004	72506003
SAMPLE RUN NUMBER		01	01	01	01	01	01	01
SAMPLE COMMENT CODE		!	!					!
PARAMETER	UNITS							
BASE/NEUTRAL EXTRACTABLES								
1,2-DICHLOROBENZENE	ug/l	ND@1.0	ND@5.0	ND@1.0	NA	ND@1.0	NA	ND@1.0
1,3-DICHLOROBENZENE	ug/l	ND@1.0	ND@5.0	ND@1.0	NA	ND@1.0	NA	ND@1.0
1,4-DICHLOROBENZENE	ug/l	ND@1.0	ND@5.0	ND@1.0	NA	ND@1.0	NA	ND@1.0
2-CHLOROETHYLVINYL ETHER	ug/l	ND@1.0	ND@5.0	ND@1.0	ND@50	ND@1.0	NA	ND@1.0
INDICATOR PARAMETERS								
BIOCHEMICAL OXYGEN DEMAND	mg/l	NA	NA	NA	NA	NA	NA	NA
COLOR	PT-CO	NA	NA	NA	NA	NA	NA	NA
HARDNESS, TOTAL	mg/l	270	NA	NA	NA	NA	NA	270
ODOR		NA	NA	NA	NA	NA	NA	NA
PH	pH	7.75	7.83	7.60	NA	NA	7.92	7.32
SPECIFIC CONDUCTANCE	umhos/cm	839	618	595	NA	NA	1209	1651
TEMPERATURE	C	NA	NA	NA	NA	NA	NA	NA
TOTAL DISSOLVED SOLIDS	mg/l	430	NA	NA	NA	NA	NA	750
TURBIDITY	tu	0.28	NA	NA	NA	NA	NA	50
INORGANICS								
ALKALINITY, TOTAL	mg/l	170	NA	NA	NA	NA	NA	250
AMMONIA, TOTAL	mg/l	NA	NA	NA	NA	NA	NA	NA
CHLORIDE	mg/l	68	NA	NA	NA	NA	NA	300
CYANIDE, DISSOLVED	mg/l	NA	NA	NA	NA	NA	NA	NA
NITRATE	mg/l	5.0	NA	NA	NA	NA	NA	1.3
SODIUM, DISSOLVED	mg/l	22	NA	NA	NA	NA	NA	160
SULFATE	mg/l	41	NA	NA	NA	NA	NA	31
METALS								
ANTIMONY, DISSOLVED	mg/l	NA	NA	ND@0.05	NA	NA	NA	NA
ARSENIC, DISSOLVED	mg/l	NA	NA	ND@0.005	NA	NA	NA	NA
BERYLLIUM, DISSOLVED	mg/l	NA	NA	ND@0.005	NA	NA	NA	NA
CADMIUM, DISSOLVED	mg/l	NA	NA	ND@0.002	NA	NA	NA	NA
CALCIUM, DISSOLVED	mg/l	70	NA	NA	NA	NA	NA	77
CHROMIUM, DISSOLVED	mg/l	NA	NA	ND@0.01	NA	NA	NA	NA

IBM POUGHKEEPSIE
Airport Monitoring Wells 1988 - 1989 Data Report
10/18/90

SAMPLE LOCATION		A-021-R	A-021-R	A-021-R	A-021-R	A-021-R	A-021-S	A-021-S
SAMPLE DESCRIPTION		GROUNDWATER	GROUNDWATER	GROUNDWATER	DUPLICATE	GROUNDWATER		GROUNDWATER
SAMPLE DATE		01/25/89	04/11/89	07/20/89	10/11/89	10/11/89	11/22/88	01/25/89
LABORATORY SAMPLE I.D.		72526002	74808002	78093005	89-10-4704	80895-005	70692004	72506003
SAMPLE RUN NUMBER		01	01	01	01	01	01	01
SAMPLE COMMENT CODE		!	!					!
PARAMETER	UNITS							
METALS (Continued)								
COPPER, DISSOLVED	mg/l	NA	NA	ND@0.01	NA	NA	NA	NA
IRON, DISSOLVED	mg/l	ND@0.03	NA	NA	NA	NA	NA	0.44
LEAD, DISSOLVED	mg/l	NA	NA	0.0085	NA	NA	NA	NA
MAGNESIUM, DISSOLVED	mg/l	12	NA	NA	NA	NA	NA	10
MANGANESE, DISSOLVED	mg/l	ND@0.01	NA	NA	NA	NA	NA	0.17
MERCURY, DISSOLVED	mg/l	NA	NA	ND@0.0004	NA	NA	NA	NA
NICKEL, DISSOLVED	mg/l	NA	NA	ND@0.04	NA	NA	NA	NA
POTASSIUM, DISSOLVED	mg/l	1.8	NA	NA	NA	NA	NA	4.9
SELENIUM, DISSOLVED	mg/l	NA	NA	ND@0.005	NA	NA	NA	NA
SILVER, DISSOLVED	mg/l	NA	NA	ND@0.01	NA	NA	NA	NA
THALLIUM, DISSOLVED	mg/l	NA	NA	ND@0.01	NA	NA	NA	NA
ZINC, DISSOLVED	mg/l	NA	NA	0.05	NA	NA	NA	NA
PETROLEUM PRODUCTS								
FUEL OIL #1	ul/l	NA	NA	NA	NA	NA	ND@0.1	NA
FUEL OIL #2	ul/l	NA	NA	NA	NA	NA	ND@0.1	NA
FUEL OIL #3	ul/l	NA	NA	NA	NA	NA	ND@0.1	NA
FUEL OIL #4	ul/l	NA	NA	NA	NA	NA	ND@0.1	NA
FUEL OIL #5	ul/l	NA	NA	NA	NA	NA	ND@0.1	NA
FUEL OIL #6	ul/l	NA	NA	NA	NA	NA	ND@0.1	NA
GASOLINE	ug/l	NA	NA	NA	NA	NA	NA	NA
OIL & GREASE	ug/l	NA	NA	NA	NA	NA	NA	NA
TOTAL PETROLEUM HYDROCARBON	mg/l	NA	NA	NA	NA	NA	NA	NA
VOLATILE ORGANICS								
1,1,1-TRICHLOROETHANE	ug/l	2.1	ND@5.0	ND@1.0	ND@5	ND@1.0	NA	1.3
1,1,2,2-TETRACHLOROETHANE	ug/l	ND@1.0	ND@5.0	ND@1.0	ND@5	ND@1.0	NA	ND@1.0
1,1,2-TRICHLORO-1,2,2-TRIFLUOROETHANE	ug/l	NA	NA	NA	NA	NA	NA	NA
1,1,2-TRICHLOROETHANE	ug/l	ND@1.0	ND@5.0	ND@1.0	ND@5	ND@1.0	NA	ND@1.0
1,1-DICHLOROETHANE	ug/l	ND@1.0	ND@5.0	ND@1.0	ND@5	ND@1.0	NA	1.8
1,1-DICHLOROETHYLENE	ug/l	ND@1.0	ND@5.0	ND@1.0	ND@5	ND@1.0	NA	ND@1.0
1,2-DICHLOROETHANE	ug/l	ND@1.0	ND@5.0	ND@1.0	ND@5	ND@1.0	NA	ND@1.0
1,2-DICHLOROPROPANE	ug/l	ND@1.0	ND@5.0	ND@1.0	ND@5	ND@1.0	NA	ND@1.0
BENZENE	ug/l	ND@1.0	ND@5.0	ND@1.0	ND@5	ND@1.0	NA	ND@1.0
BROMODICHLOROMETHANE	ug/l	ND@1.0	ND@5.0	ND@1.0	ND@5	ND@1.0	NA	ND@1.0

IBM POUGHKEEPSIE
Airport Monitoring Wells 1988 - 1989 Data Report
10/18/90

SAMPLE LOCATION		A-021-R	A-021-R	A-021-R	A-021-R	A-021-R	A-021-S	A-021-S
SAMPLE DESCRIPTION		GROUNDWATER	GROUNDWATER	GROUNDWATER	DUPLICATE	GROUNDWATER		GROUNDWATER
SAMPLE DATE		01/25/89	04/11/89	07/20/89	10/11/89	10/11/89	11/22/88	01/25/89
LABORATORY SAMPLE I.D.		72526002	74808002	78093005	89-10-4704	80895-005	70692004	72506003
SAMPLE RUN NUMBER		01	01	01	01	01	01	01
SAMPLE COMMENT CODE		!	!					!
PARAMETER	UNITS							
VOLATILE ORGANICS (Continued)								
BROMOFORM	ug/l	ND@1.0	ND@5.0	ND@1.0	ND@25	ND@1.0	NA	ND@1.0
BROMOMETHANE	ug/l	ND@1.0	ND@10	ND@1.0	ND@5	ND@1.0	NA	ND@1.0
CARBON TETRACHLORIDE	ug/l	ND@1.0	ND@5.0	ND@1.0	ND@5	ND@1.0	NA	ND@1.0
CHLOROBENZENE	ug/l	ND@1.0	ND@5.0	ND@1.0	ND@5	ND@1.0	NA	ND@1.0
CHLORODIBROMOMETHANE	ug/l	ND@1.0	ND@5.0	ND@1.0	ND@5	ND@1.0	NA	ND@1.0
CHLOROETHANE	ug/l	ND@1.0	ND@10	ND@1.0	ND@5	ND@1.0	NA	ND@1.0
CHLOROFORM	ug/l	ND@1.0	ND@5.0	ND@1.0	ND@5	ND@1.0	NA	ND@1.0
CHLOROMETHANE	ug/l	ND@1.0	ND@10	ND@1.0	ND@5	ND@1.0	NA	ND@1.0
CIS-1,3-DICHLOROPROPYLENE	ug/l	ND@1.0	ND@5.0	ND@1.0	ND@5	ND@1.0	NA	ND@1.0
DICHLORODIFLUOROMETHANE	ug/l	ND@1.0	NA	ND@1.0	ND@5	ND@1.0	NA	ND@1.0
ETHYLBENZENE	ug/l	ND@1.0	ND@5.0	ND@1.0	ND@5	ND@1.0	NA	ND@1.0
METHYLENE CHLORIDE	ug/l	ND@1.0	ND@10	ND@1.0	ND@5	ND@1.0	NA	ND@1.0
TETRACHLOROETHYLENE	ug/l	ND@1.0	ND@5.0	ND@1.0	ND@5	ND@1.0	NA	ND@1.0
TOLUENE	ug/l	ND@1.0	ND@5.0	ND@1.0	ND@5	ND@1.0	NA	ND@1.0
TRANS-1,2-DICHLOROETHYLENE	ug/l	ND@1.0	ND@5.0	ND@1.0	NA	ND@1.0	NA	ND@1.0
TRANS-1,3-DICHLOROPROPENE	ug/l	ND@1.0	ND@5.0	ND@1.0	ND@5	ND@1.0	NA	ND@1.0
TRICHLOROETHYLENE	ug/l	ND@1.0	ND@5.0	ND@1.0	ND@5	ND@1.0	NA	ND@1.0
TRICHLOROFLUOROMETHANE	ug/l	ND@1.0	ND@5.0	ND@1.0	ND@5	ND@1.0	NA	ND@1.0
VINYL CHLORIDE	ug/l	ND@1.0	ND@10	ND@1.0	ND@5	ND@1.0	NA	ND@1.0
XYLENE, TOTAL	ug/l	NA	NA	NA	NA	NA	NA	NA

IBM POUGHKEEPSIE
Airport Monitoring Wells 1988 - 1989 Data Report
10/18/90

SAMPLE LOCATION		A-022-R	A-022-R	A-022-R	A-022-R	A-022-R	A-022-R	A-023-R	A-023-R
SAMPLE DESCRIPTION					GROUNDWATER	GROUNDWATER	GROUNDWATER		
SAMPLE DATE		02/22/88	08/03/88	12/09/88	04/20/89	07/24/89	10/24/89	02/22/88	08/03/88
LABORATORY SAMPLE I.D.		62224001	67145001	71169006	75138002	78181001	81209-001	62224002	67145002
SAMPLE RUN NUMBER		01	01	01	01	01	01	01	01
SAMPLE COMMENT CODE					!				
PARAMETER	UNITS								
BASE/NEUTRAL EXTRACTABLES									
1,2-DICHLOROBENZENE	ug/l	<1.0	ND@1.0	ND@1.0	ND@1.0	ND@5.0	ND@1.0	<1.0	ND@1.0
1,3-DICHLOROBENZENE	ug/l	<1.0	ND@1.0	ND@1.0	ND@1.0	ND@5.0	ND@1.0	<1.0	ND@1.0
1,4-DICHLOROBENZENE	ug/l	<1.0	ND@1.0	ND@1.0	ND@1.0	ND@5.0	ND@1.0	<1.0	ND@1.0
2-CHLOROETHYLVINYL ETHER	ug/l	<1.0	ND@1.0	ND@1.0	ND@1.0	ND@5.0	ND@1.0	<1.0	ND@1.0
INDICATOR PARAMETERS									
BIOCHEMICAL OXYGEN DEMAND	mg/l	<3.0	NA	NA	NA	NA	NA	32	NA
COLOR	PT-CO	20.0	NA	NA	NA	NA	NA	20.0	NA
HARDNESS, TOTAL	mg/l	240	NA	NA	47	NA	NA	69	NA
ODOR		1	NA	NA	NA	NA	NA	1	NA
PH	pH	8.50	5.81	7.99	7.98	7.65	NA	8.35	8.20
SPECIFIC CONDUCTANCE	umhos/cm	745	525	883	485	755	NA	1100	509
TEMPERATURE	C	NA	NA	NA	NA	NA	NA	NA	NA
TOTAL DISSOLVED SOLIDS	mg/l	410	NA	NA	160	NA	NA	350	NA
TURBIDITY	tu	32	NA	NA	20	NA	NA	20	NA
INORGANICS									
ALKALINITY, TOTAL	mg/l	110	NA	NA	73	NA	NA	74	NA
AMMONIA, TOTAL	mg/l	0.4	NA	NA	NA	NA	NA	7.2	NA
CHLORIDE	mg/l	41	NA	NA	61	NA	NA	48	NA
CYANIDE, DISSOLVED	mg/l	NA	NA	NA	NA	NA	NA	NA	NA
NITRATE	mg/l	NA	NA	NA	ND@0.2	NA	NA	NA	NA
SODIUM, DISSOLVED	mg/l	NA	NA	NA	59	NA	NA	NA	NA
SULFATE	mg/l	34	NA	NA	15	NA	NA	21	NA
METALS									
ANTIMONY, DISSOLVED	mg/l	NA	NA	NA	NA	ND@0.05	NA	NA	NA
ARSENIC, DISSOLVED	mg/l	NA	NA	NA	NA	ND@0.005	NA	NA	NA
BERYLLIUM, DISSOLVED	mg/l	NA	NA	NA	NA	ND@0.005	NA	NA	NA
CADMIUM, DISSOLVED	mg/l	NA	NA	NA	NA	ND@0.002	NA	NA	NA
CALCIUM, DISSOLVED	mg/l	NA	NA	NA	3.0	NA	NA	NA	NA
CHROMIUM, DISSOLVED	mg/l	NA	NA	NA	NA	ND@0.01	NA	NA	NA

SAMPLE LOCATION		A-022-R	A-022-R	A-022-R	A-022-R	A-022-R	A-022-R	A-023-R	A-023-R
SAMPLE DESCRIPTION					GROUNDWATER	GROUNDWATER	GROUNDWATER		
SAMPLE DATE		02/22/88	08/03/88	12/09/88	04/20/89	07/24/89	10/24/89	02/22/88	08/03/88
LABORATORY SAMPLE I.D.		62224001	67145001	71169006	75138002	78181001	81209-001	62224002	67145002
SAMPLE RUN NUMBER		01	01	01	01	01	01	01	01
SAMPLE COMMENT CODE					!				
PARAMETER	UNITS								
METALS (Continued)									
COPPER, DISSOLVED	mg/l	NA	NA	NA	NA	0.03	NA	NA	NA
IRON, DISSOLVED	mg/l	NA	NA	NA	2.6	NA	NA	NA	NA
LEAD, DISSOLVED	mg/l	NA	NA	NA	NA	ND@0.005	NA	NA	NA
MAGNESIUM, DISSOLVED	mg/l	NA	NA	NA	2.4	NA	NA	NA	NA
MANGANESE, DISSOLVED	mg/l	NA	NA	NA	0.04	NA	NA	NA	NA
MERCURY, DISSOLVED	mg/l	NA	NA	NA	NA	ND@0.0004	NA	NA	NA
NICKEL, DISSOLVED	mg/l	NA	NA	NA	NA	0.11	NA	NA	NA
POTASSIUM, DISSOLVED	mg/l	NA	NA	NA	2.4	NA	NA	NA	NA
SELENIUM, DISSOLVED	mg/l	NA	NA	NA	NA	ND@0.005	NA	NA	NA
SILVER, DISSOLVED	mg/l	NA	NA	NA	NA	ND@0.01	NA	NA	NA
THALLIUM, DISSOLVED	mg/l	NA	NA	NA	NA	ND@0.01	NA	NA	NA
ZINC, DISSOLVED	mg/l	NA	NA	NA	NA	0.05	NA	NA	NA
PETROLEUM PRODUCTS									
FUEL OIL #1	ul/l	NA	NA	NA	NA	NA	NA	NA	NA
FUEL OIL #2	ul/l	NA	NA	NA	NA	NA	NA	NA	NA
FUEL OIL #3	ul/l	NA	NA	NA	NA	NA	NA	NA	NA
FUEL OIL #4	ul/l	NA	NA	NA	NA	NA	NA	NA	NA
FUEL OIL #5	ul/l	NA	NA	NA	NA	NA	NA	NA	NA
FUEL OIL #6	ul/l	NA	NA	NA	NA	NA	NA	NA	NA
GASOLINE	ug/l	NA	NA	NA	NA	NA	NA	NA	NA
OIL & GREASE	ug/l	NA	NA	NA	NA	NA	NA	NA	NA
TOTAL PETROLEUM HYDROCARBON	mg/l	NA	NA	NA	NA	NA	NA	NA	NA
VOLATILE ORGANICS									
1,1,1-TRICHLOROETHANE	ug/l	<1.0	ND@1.0	ND@1.0	ND@1.0	ND@5.0	ND@1.0	<1.0	ND@1.0
1,1,2,2-TETRACHLOROETHANE	ug/l	<1.0	ND@1.0	ND@1.0	ND@1.0	1.9	ND@1.0	<1.0	ND@1.0
1,1,2-TRICHLORO-1,2,2-TRIFLUOROETHANE	ug/l	<1.0	ND@1.0	NA	NA	NA	NA	<1.0	ND@1.0
1,1,2-TRICHLOROETHANE	ug/l	<1.0	ND@1.0	ND@1.0	ND@1.0	ND@5.0	ND@1.0	<1.0	ND@1.0
1,1-DICHLOROETHANE	ug/l	<1.0	ND@1.0	ND@1.0	ND@1.0	ND@5.0	ND@1.0	<1.0	ND@1.0
1,1-DICHLOROETHYLENE	ug/l	<1.0	ND@1.0	ND@1.0	ND@1.0	ND@5.0	ND@1.0	<1.0	ND@1.0
1,2-DICHLOROETHANE	ug/l	<1.0	ND@1.0	ND@1.0	ND@1.0	ND@5.0	ND@1.0	<1.0	ND@1.0
1,2-DICHLOROPROPANE	ug/l	<1.0	ND@1.0	ND@1.0	ND@1.0	ND@5.0	ND@1.0	<1.0	ND@1.0
BENZENE	ug/l	<1.0	ND@1.0	ND@1.0	ND@1.0	ND@5.0	ND@1.0	<1.0	ND@1.0
BROMODICHLOROMETHANE	ug/l	<1.0	ND@1.0	ND@1.0	ND@1.0	ND@5.0	ND@1.0	<1.0	ND@1.0

SAMPLE LOCATION		A-022-R	A-022-R	A-022-R	A-022-R	A-022-R	A-022-R	A-023-R	A-023-R
SAMPLE DESCRIPTION					GROUNDWATER	GROUNDWATER	GROUNDWATER		
SAMPLE DATE		02/22/88	08/03/88	12/09/88	04/20/89	07/24/89	10/24/89	02/22/88	08/03/88
LABORATORY SAMPLE I.D.		62224001	67145001	71169006	75138002	78181001	81209-001	62224002	67145002
SAMPLE RUN NUMBER		01	01	01	01	01	01	01	01
SAMPLE COMMENT CODE					!				
PARAMETER	UNITS								
VOLATILE ORGANICS (Continued)									
BROMOFORM	ug/l	<1.0	ND@1.0	ND@1.0	ND@1.0	ND@5.0	ND@1.0	<1.0	ND@1.0
BROMOMETHANE	ug/l	<1.0	ND@1.0	ND@1.0	ND@1.0	ND@10	ND@1.0	<1.0	ND@1.0
CARBON TETRACHLORIDE	ug/l	<1.0	ND@1.0	ND@1.0	ND@1.0	ND@5.0	ND@1.0	<1.0	ND@1.0
CHLOROBENZENE	ug/l	<1.0	ND@1.0	ND@1.0	ND@1.0	ND@5.0	ND@1.0	<1.0	ND@1.0
CHLORODIBROMOMETHANE	ug/l	<1.0	ND@1.0	ND@1.0	ND@1.0	ND@5.0	ND@1.0	<1.0	ND@1.0
CHLOROETHANE	ug/l	<1.0	ND@1.0	ND@1.0	ND@1.0	ND@10	ND@1.0	<1.0	ND@1.0
CHLOROFORM	ug/l	<1.0	ND@1.0	ND@1.0	ND@1.0	ND@5.0	ND@1.0	<1.0	ND@1.0
CHLOROMETHANE	ug/l	<1.0	ND@1.0	ND@1.0	ND@1.0	ND@10	ND@1.0	<1.0	ND@1.0
CIS-1,3-DICHLOROPROPYLENE	ug/l	<1.0	ND@1.0	ND@1.0	ND@1.0	ND@5.0	ND@1.0	<1.0	ND@1.0
DICHLORODIFLUOROMETHANE	ug/l	NA	ND@1.0	ND@1.0	ND@1.0	NA	ND@1.0	NA	ND@1.0
ETHYLBENZENE	ug/l	<1.0	ND@1.0	ND@1.0	ND@1.0	ND@5.0	ND@1.0	<1.0	ND@1.0
METHYLENE CHLORIDE	ug/l	<1.0	ND@1.0	ND@1.0	ND@1.0	ND@10	ND@1.0	<1.0	ND@1.0
TETRACHLOROETHYLENE	ug/l	<1.0	ND@1.0	ND@1.0	ND@1.0	ND@5.0	ND@1.0	<1.0	ND@1.0
TOLUENE	ug/l	<1.0	ND@1.0	ND@1.0	ND@1.0	ND@5.0	ND@1.0	<1.0	ND@1.0
TRANS-1,2-DICHLOROETHYLENE	ug/l	<1.0	ND@1.0	ND@1.0	ND@1.0	ND@5.0	ND@1.0	<1.0	ND@1.0
TRANS-1,3-DICHLOROPROPENE	ug/l	<1.0	ND@1.0	ND@1.0	ND@1.0	ND@5.0	ND@1.0	<1.0	ND@1.0
TRICHLOROETHYLENE	ug/l	<1.0	ND@1.0	ND@1.0	ND@1.0	ND@5.0	ND@1.0	<1.0	ND@1.0
TRICHLOROFLUOROMETHANE	ug/l	<1.0	ND@1.0	ND@1.0	ND@1.0	ND@5.0	ND@1.0	<1.0	ND@1.0
VINYL CHLORIDE	ug/l	<1.0	ND@1.0	ND@1.0	ND@1.0	ND@10	ND@1.0	<1.0	ND@1.0
XYLENE, TOTAL	ug/l	<1.0	ND@1.0	NA	NA	NA	NA	<1.0	ND@1.0

IBM POUGHKEEPSIE
Airport Monitoring Wells 1988 - 1989 Data Report
10/18/90

SAMPLE LOCATION		A-023-R	A-023-R	A-023-R	A-023-R	A-024-R	A-024-R	A-024-R	A-024-R
SAMPLE DESCRIPTION			GROUNDWATER	GROUNDWATER	GROUNDWATER		GROUNDWATER	GROUNDWATER	GROUNDWATER
SAMPLE DATE		12/09/88	04/20/89	07/24/89	10/24/89	02/22/88	04/20/89	07/24/89	10/23/89
LABORATORY SAMPLE I.D.		71169007	75138003	78320002	81209-002	62224003	75138004	78181003	81160-001
SAMPLE RUN NUMBER		01	01	01	01	01	01	01	01
SAMPLE COMMENT CODE			!				!		
PARAMETER	UNITS								
BASE/NEUTRAL EXTRACTABLES									
1,2-DICHLOROBENZENE	ug/l	ND@1.0	ND@1.0	ND@5.0	ND@1.0	<1.0	ND@1.0	ND@5.0	ND@1.0
1,3-DICHLOROBENZENE	ug/l	ND@1.0	ND@1.0	ND@5.0	ND@1.0	<1.0	ND@1.0	ND@5.0	ND@1.0
1,4-DICHLOROBENZENE	ug/l	ND@1.0	ND@1.0	ND@5.0	ND@1.0	<1.0	ND@1.0	ND@5.0	ND@1.0
2-CHLOROETHYLVINYL ETHER	ug/l	ND@1.0	ND@1.0	ND@5.0	NA	<1.0	ND@1.0	ND@5.0	ND@1.0
INDICATOR PARAMETERS									
BIOCHEMICAL OXYGEN DEMAND	mg/l	NA	NA	NA	NA	2.0	NA	NA	NA
COLOR	PT-CO	NA	NA	NA	NA	10.0	NA	NA	NA
HARDNESS, TOTAL	mg/l	NA	67	NA	NA	67	35	NA	NA
ODOR		NA	NA	NA	NA	1	NA	NA	NA
PH	pH	7.91	7.94	7.91	NA	5.85	7.89	7.87	NA
SPECIFIC CONDUCTANCE	umhos/cm	1830	613	715	NA	757	398	635	NA
TEMPERATURE	C	NA	NA	NA	NA	NA	NA	NA	NA
TOTAL DISSOLVED SOLIDS	mg/l	NA	140	NA	NA	430	160	NA	NA
TURBIDITY	tu	NA	6.9	NA	NA	24	15	NA	NA
INORGANICS									
ALKALINITY, TOTAL	mg/l	NA	120	NA	NA	92	96	NA	NA
AMMONIA, TOTAL	mg/l	NA	NA	NA	NA	0.5	NA	NA	NA
CHLORIDE	mg/l	NA	76	NA	NA	50	46	NA	NA
CYANIDE, DISSOLVED	mg/l	NA	NA	NA	NA	NA	NA	NA	NA
NITRATE	mg/l	NA	ND@0.2	NA	NA	NA	ND@0.2	NA	NA
SODIUM, DISSOLVED	mg/l	NA	66	NA	NA	NA	58	NA	NA
SULFATE	mg/l	NA	12	NA	NA	19	ND@5.0	NA	NA
METALS									
ANTIMONY, DISSOLVED	mg/l	NA	NA	ND@0.05	NA	NA	NA	ND@0.05	NA
ARSENIC, DISSOLVED	mg/l	NA	NA	ND@0.005	NA	NA	NA	ND@0.005	NA
BERYLLIUM, DISSOLVED	mg/l	NA	NA	ND@0.005	NA	NA	NA	ND@0.005	NA
CADMIUM, DISSOLVED	mg/l	NA	NA	ND@0.002	NA	NA	NA	ND@0.002	NA
CALCIUM, DISSOLVED	mg/l	NA	6.3	NA	NA	NA	2.9	NA	NA
CHROMIUM, DISSOLVED	mg/l	NA	NA	ND@0.01	NA	NA	NA	ND@0.01	NA

IBM POUGHKEEPSIE
Airport Monitoring Wells 1988 - 1989 Data Report
10/18/90

SAMPLE LOCATION		A-023-R	A-023-R	A-023-R	A-023-R	A-024-R	A-024-R	A-024-R	A-024-R
SAMPLE DESCRIPTION			GROUNDWATER	GROUNDWATER	GROUNDWATER		GROUNDWATER	GROUNDWATER	GROUNDWATER
SAMPLE DATE		12/09/88	04/20/89	07/24/89	10/24/89	02/22/88	04/20/89	07/24/89	10/23/89
LABORATORY SAMPLE I.D.		71169007	75138003	78320002	81209-002	62224003	75138004	78181003	81160-001
SAMPLE RUN NUMBER		01	01	01	01	01	01	01	01
SAMPLE COMMENT CODE			!				!		
PARAMETER	UNITS								
METALS (Continued)									
COPPER, DISSOLVED	mg/l	NA	NA	0.03	NA	NA	NA	0.03	NA
IRON, DISSOLVED	mg/l	NA	1.2	NA	NA	NA	2.4	NA	NA
LEAD, DISSOLVED	mg/l	NA	NA	ND@0.005	NA	NA	NA	ND@0.005	NA
MAGNESIUM, DISSOLVED	mg/l	NA	7.3	NA	NA	NA	2.4	NA	NA
MANGANESE, DISSOLVED	mg/l	NA	0.04	NA	NA	NA	0.04	NA	NA
MERCURY, DISSOLVED	mg/l	NA	NA	ND@0.0004	NA	NA	NA	ND@0.0004	NA
NICKEL, DISSOLVED	mg/l	NA	NA	0.15	NA	NA	NA	0.13	NA
POTASSIUM, DISSOLVED	mg/l	NA	1.8	NA	NA	NA	2.2	NA	NA
SELENIUM, DISSOLVED	mg/l	NA	NA	ND@0.005	NA	NA	NA	ND@0.005	NA
SILVER, DISSOLVED	mg/l	NA	NA	ND@0.01	NA	NA	NA	ND@0.01	NA
THALLIUM, DISSOLVED	mg/l	NA	NA	ND@0.01	NA	NA	NA	ND@0.01	NA
ZINC, DISSOLVED	mg/l	NA	NA	0.13	NA	NA	NA	0.11	NA
PETROLEUM PRODUCTS									
FUEL OIL #1	ul/l	NA	NA	NA	NA	NA	NA	NA	NA
FUEL OIL #2	ul/l	NA	NA	NA	NA	NA	NA	NA	NA
FUEL OIL #3	ul/l	NA	NA	NA	NA	NA	NA	NA	NA
FUEL OIL #4	ul/l	NA	NA	NA	NA	NA	NA	NA	NA
FUEL OIL #5	ul/l	NA	NA	NA	NA	NA	NA	NA	NA
FUEL OIL #6	ul/l	NA	NA	NA	NA	NA	NA	NA	NA
GASOLINE	ug/l	NA	NA	NA	NA	NA	NA	NA	NA
OIL & GREASE	ug/l	NA	NA	NA	NA	NA	NA	NA	NA
TOTAL PETROLEUM HYDROCARBON	mg/l	NA	NA	NA	NA	NA	NA	NA	NA
VOLATILE ORGANICS									
1,1,1-TRICHLOROETHANE	ug/l	ND@1.0	ND@1.0	ND@5.0	ND@1.0	<1.0	ND@1.0	ND@5.0	ND@1.0
1,1,2,2-TETRACHLOROETHANE	ug/l	ND@1.0	ND@1.0	ND@5.0	ND@1.0	<1.0	ND@1.0	ND@5.0	ND@1.0
1,1,2-TRICHLORO-1,2,2-TRIFLUOROETHANE	ug/l	NA	NA	NA	NA	<1.0	NA	NA	NA
1,1,2-TRICHLOROETHANE	ug/l	ND@1.0	ND@1.0	ND@5.0	ND@1.0	<1.0	ND@1.0	ND@5.0	ND@1.0
1,1-DICHLOROETHANE	ug/l	ND@1.0	ND@1.0	ND@5.0	ND@1.0	<1.0	ND@1.0	ND@5.0	ND@1.0
1,1-DICHLOROETHYLENE	ug/l	ND@1.0	ND@1.0	ND@5.0	ND@1.0	<1.0	ND@1.0	ND@5.0	ND@1.0
1,2-DICHLOROETHANE	ug/l	ND@1.0	ND@1.0	ND@5.0	ND@1.0	<1.0	ND@1.0	ND@5.0	ND@1.0
1,2-DICHLOROPROPANE	ug/l	ND@1.0	ND@1.0	ND@5.0	ND@1.0	<1.0	ND@1.0	ND@5.0	ND@1.0
BENZENE	ug/l	ND@1.0	ND@1.0	ND@5.0	ND@1.0	<1.0	ND@1.0	ND@5.0	ND@1.0
BROMODICHLOROMETHANE	ug/l	ND@1.0	ND@1.0	ND@5.0	ND@1.0	<1.0	ND@1.0	ND@5.0	ND@1.0

IBM POUGHKEEPSIE
Airport Monitoring Wells 1988 - 1989 Data Report
10/18/90

SAMPLE LOCATION		A-023-R	A-023-R	A-023-R	A-023-R	A-024-R	A-024-R	A-024-R	A-024-R
SAMPLE DESCRIPTION			GROUNDWATER	GROUNDWATER	GROUNDWATER		GROUNDWATER	GROUNDWATER	GROUNDWATER
SAMPLE DATE		12/09/88	04/20/89	07/24/89	10/24/89	02/22/88	04/20/89	07/24/89	10/23/89
LABORATORY SAMPLE I.D.		71169007	75138003	78320002	81209-002	62224003	75138004	78181003	81160-001
SAMPLE RUN NUMBER		01	01	01	01	01	01	01	01
SAMPLE COMMENT CODE			!				!		
PARAMETER	UNITS								
VOLATILE ORGANICS (Continued)									
BROMOFORM	ug/l	ND@1.0	ND@1.0	ND@5.0	ND@1.0	<1.0	ND@1.0	ND@5.0	ND@1.0
BROMOMETHANE	ug/l	ND@1.0	ND@1.0	ND@10	ND@1.0	<1.0	ND@1.0	ND@10	ND@1.0
CARBON TETRACHLORIDE	ug/l	ND@1.0	ND@1.0	ND@5.0	ND@1.0	<1.0	ND@1.0	ND@5.0	ND@1.0
CHLOROBENZENE	ug/l	ND@1.0	ND@1.0	ND@5.0	ND@1.0	<1.0	ND@1.0	ND@5.0	ND@1.0
CHLORODIBROMOMETHANE	ug/l	ND@1.0	ND@1.0	ND@5.0	ND@1.0	<1.0	ND@1.0	ND@5.0	ND@1.0
CHLOROETHANE	ug/l	ND@1.0	ND@1.0	ND@10	ND@1.0	<1.0	ND@1.0	ND@10	ND@1.0
CHLOROFORM	ug/l	ND@1.0	ND@1.0	ND@5.0	ND@1.0	<1.0	ND@1.0	ND@5.0	ND@1.0
CHLOROMETHANE	ug/l	ND@1.0	ND@1.0	ND@10	ND@1.0	<1.0	ND@1.0	ND@10	ND@1.0
CIS-1,3-DICHLOROPROPYLENE	ug/l	ND@1.0	ND@1.0	ND@5.0	ND@1.0	<1.0	ND@1.0	ND@5.0	ND@1.0
DICHLORODIFLUOROMETHANE	ug/l	ND@1.0	ND@1.0	NA	ND@1.0	NA	ND@1.0	NA	ND@1.0
ETHYLBENZENE	ug/l	ND@1.0	ND@1.0	ND@5.0	ND@1.0	<1.0	ND@1.0	ND@5.0	ND@1.0
METHYLENE CHLORIDE	ug/l	ND@1.0	ND@1.0	ND@10	ND@1.0	<1.0	ND@1.0	ND@10	ND@1.0
TETRACHLOROETHYLENE	ug/l	ND@1.0	ND@1.0	ND@5.0	ND@1.0	<1.0	ND@1.0	ND@5.0	ND@1.0
TOLUENE	ug/l	ND@1.0	ND@1.0	ND@5.0	ND@1.0	<1.0	ND@1.0	ND@5.0	ND@1.0
TRANS-1,2-DICHLOROETHYLENE	ug/l	ND@1.0	ND@1.0	ND@5.0	ND@1.0	<1.0	ND@1.0	ND@5.0	ND@1.0
TRANS-1,3-DICHLOROPROPENE	ug/l	ND@1.0	ND@1.0	ND@5.0	ND@1.0	<1.0	ND@1.0	ND@5.0	ND@1.0
TRICHLOROETHYLENE	ug/l	ND@1.0	ND@1.0	ND@5.0	ND@1.0	<1.0	ND@1.0	ND@5.0	ND@1.0
TRICHLOROFLUOROMETHANE	ug/l	ND@1.0	ND@1.0	ND@5.0	ND@1.0	<1.0	ND@1.0	ND@5.0	ND@1.0
VINYL CHLORIDE	ug/l	ND@1.0	ND@1.0	ND@10	ND@1.0	<1.0	ND@1.0	ND@10	ND@1.0
XYLENE, TOTAL	ug/l	NA	NA	NA	NA	<1.0	NA	NA	NA

IBM POUGHKEEPSIE
Airport Monitoring Wells 1988 - 1989 Data Report
10/18/90

SAMPLE LOCATION		A-025-R	A-025-R	A-025-R	A-025-R	A-025-R	A-025-R	A-026-G	A-026-G
SAMPLE DESCRIPTION						GROUNDWATER	GROUNDWATER		GROUNDWATER
SAMPLE DATE		02/22/88	02/22/88	08/03/88	12/09/88	07/24/89	10/23/89	09/11/88	01/25/89
LABORATORY SAMPLE I.D.		62224004	88GW5669	67145003	71169008	78181004	81160-002	68364006	72526004
SAMPLE RUN NUMBER		01	01	01	01	01	01	01	01
SAMPLE COMMENT CODE									!
PARAMETER	UNITS								
BASE/NEUTRAL EXTRACTABLES									
1,2-DICHLOROBENZENE	ug/l	<1.0	ND@1.0	ND@1.0	ND@1.0	ND@1.0	ND@5.0	ND@1.0	NA
1,3-DICHLOROBENZENE	ug/l	<1.0	ND@1.0	ND@1.0	ND@1.0	ND@1.0	ND@5.0	ND@1.0	NA
1,4-DICHLOROBENZENE	ug/l	<1.0	ND@1.0	ND@1.0	ND@1.0	ND@1.0	ND@5.0	ND@1.0	NA
2-CHLOROETHYLVINYL ETHER	ug/l	<1.0	ND@1.0	ND@1.0	ND@1.0	ND@1.0	ND@5.0	ND@1.0	NA
INDICATOR PARAMETERS									
BIOCHEMICAL OXYGEN DEMAND	mg/l	1.5	NA	NA	NA	NA	NA	NA	NA
COLOR	PT-CO	15.0	NA	NA	NA	NA	NA	NA	NA
HARDNESS, TOTAL	mg/l	170	152	NA	NA	NA	NA	NA	380
ODOR		1	NA	NA	NA	NA	NA	NA	NA
PH	pH	7.95	7.78	7.44	7.98	7.65	NA	6.83	7.64
SPECIFIC CONDUCTANCE	umhos/cm	470	475	579	431	600	NA	668	1065
TEMPERATURE	C	NA	NA	NA	NA	NA	NA	NA	NA
TOTAL DISSOLVED SOLIDS	mg/l	310	178	NA	NA	NA	NA	NA	540
TURBIDITY	tu	41	17	NA	NA	NA	NA	NA	0.44
INORGANICS									
ALKALINITY, TOTAL	mg/l	110	100	NA	NA	NA	NA	NA	380
AMMONIA, TOTAL	mg/l	0.2	NA	NA	NA	NA	NA	NA	NA
CHLORIDE	mg/l	23	21	NA	NA	NA	NA	NA	54
CYANIDE, DISSOLVED	mg/l	NA	NA	NA	NA	NA	NA	NA	NA
NITRATE	mg/l	NA	<0.03	NA	NA	NA	NA	NA	ND@0.20
SODIUM, DISSOLVED	mg/l	NA	16.5	NA	NA	NA	NA	NA	34
SULFATE	mg/l	58	69	NA	NA	NA	NA	NA	30
METALS									
ANTIMONY, DISSOLVED	mg/l	NA	NA	NA	NA	ND@0.05	NA	NA	NA
ARSENIC, DISSOLVED	mg/l	NA	NA	NA	NA	ND@0.005	NA	NA	NA
BERYLLIUM, DISSOLVED	mg/l	NA	NA	NA	NA	ND@0.005	NA	NA	NA
CADMIUM, DISSOLVED	mg/l	NA	NA	NA	NA	ND@0.002	NA	NA	NA
CALCIUM, DISSOLVED	mg/l	NA	41.2	NA	NA	NA	NA	NA	99
CHROMIUM, DISSOLVED	mg/l	NA	NA	NA	NA	ND@0.01	NA	NA	NA

SAMPLE LOCATION		A-025-R	A-025-R	A-025-R	A-025-R	A-025-R	A-025-R	A-026-G	A-026-G
SAMPLE DESCRIPTION						GROUNDWATER	GROUNDWATER		GROUNDWATER
SAMPLE DATE		02/22/88	02/22/88	08/03/88	12/09/88	07/24/89	10/23/89	09/11/88	01/25/89
LABORATORY SAMPLE I.D.		62224004	88GW5669	67145003	71169008	78181004	81160-002	68364006	72526004
SAMPLE RUN NUMBER		01	01	01	01	01	01	01	01
SAMPLE COMMENT CODE									!
PARAMETER	UNITS								
METALS (Continued)									
COPPER, DISSOLVED	mg/l	NA	NA	NA	NA	0.03	NA	NA	NA
IRON, DISSOLVED	mg/l	NA	3.90	NA	NA	NA	NA	NA	0.04
LEAD, DISSOLVED	mg/l	NA	NA	NA	NA	ND@0.005	NA	NA	NA
MAGNESIUM, DISSOLVED	mg/l	NA	10.80	NA	NA	NA	NA	NA	20
MANGANESE, DISSOLVED	mg/l	NA	0.197	NA	NA	NA	NA	NA	0.45
MERCURY, DISSOLVED	mg/l	NA	NA	NA	NA	ND@0.0004	NA	NA	NA
NICKEL, DISSOLVED	mg/l	NA	NA	NA	NA	0.14	NA	NA	NA
POTASSIUM, DISSOLVED	mg/l	NA	<1.5	NA	NA	NA	NA	NA	2.1
SELENIUM, DISSOLVED	mg/l	NA	NA	NA	NA	ND@0.005	NA	NA	NA
SILVER, DISSOLVED	mg/l	NA	NA	NA	NA	ND@0.01	NA	NA	NA
THALLIUM, DISSOLVED	mg/l	NA	NA	NA	NA	ND@0.01	NA	NA	NA
ZINC, DISSOLVED	mg/l	NA	NA	NA	NA	0.10	NA	NA	NA
PETROLEUM PRODUCTS									
FUEL OIL #1	ul/l	NA	NA	NA	NA	NA	NA	NA	NA
FUEL OIL #2	ul/l	NA	NA	NA	NA	NA	NA	NA	NA
FUEL OIL #3	ul/l	NA	NA	NA	NA	NA	NA	NA	NA
FUEL OIL #4	ul/l	NA	NA	NA	NA	NA	NA	NA	NA
FUEL OIL #5	ul/l	NA	NA	NA	NA	NA	NA	NA	NA
FUEL OIL #6	ul/l	NA	NA	NA	NA	NA	NA	NA	NA
GASOLINE	ug/l	NA	NA	NA	NA	NA	NA	NA	NA
OIL & GREASE	ug/l	NA	NA	NA	NA	NA	NA	NA	NA
TOTAL PETROLEUM HYDROCARBON	mg/l	NA	NA	NA	NA	NA	NA	NA	NA
VOLATILE ORGANICS									
1,1,1-TRICHLOROETHANE	ug/l	<1.0	ND@1.0	ND@1.0	ND@1.0	ND@1.0	ND@5.0	ND@1.0	NA
1,1,2,2-TETRACHLOROETHANE	ug/l	<1.0	ND@1.0	ND@1.0	ND@1.0	ND@1.0	ND@5.0	ND@1.0	NA
1,1,2-TRICHLORO-1,2,2-TRIFLUOROETHANE	ug/l	<1.0	NA	ND@1.0	NA	NA	NA	ND@1.0	NA
1,1,2-TRICHLOROETHANE	ug/l	<1.0	ND@1.0	ND@1.0	ND@1.0	ND@1.0	ND@5.0	ND@1.0	NA
1,1-DICHLOROETHANE	ug/l	<1.0	ND@1.0	ND@1.0	ND@1.0	ND@1.0	ND@5.0	ND@1.0	NA
1,1-DICHLOROETHYLENE	ug/l	<1.0	ND@1.0	ND@1.0	ND@1.0	ND@1.0	ND@5.0	ND@1.0	NA
1,2-DICHLOROETHANE	ug/l	<1.0	ND@1.0	ND@1.0	ND@1.0	ND@1.0	ND@5.0	ND@1.0	NA
1,2-DICHLOROPROPANE	ug/l	<1.0	ND@1.0	ND@1.0	ND@1.0	ND@1.0	ND@5.0	ND@1.0	NA
BENZENE	ug/l	<1.0	ND@1.0	ND@1.0	ND@1.0	ND@1.0	ND@5.0	NA	NA
BROMODICHLOROMETHANE	ug/l	<1.0	ND@1.0	ND@1.0	ND@1.0	ND@1.0	ND@5.0	ND@1.0	NA

IBM POUGHKEEPSIE
Airport Monitoring Wells 1988 - 1989 Data Report
10/18/90

SAMPLE LOCATION		A-025-R	A-025-R	A-025-R	A-025-R	A-025-R	A-025-R	A-026-G	A-026-G
SAMPLE DESCRIPTION						GROUNDWATER	GROUNDWATER		GROUNDWATER
SAMPLE DATE		02/22/88	02/22/88	08/03/88	12/09/88	07/24/89	10/23/89	09/11/88	01/25/89
LABORATORY SAMPLE I.D.		62224004	88GW5669	67145003	71169008	78181004	81160-002	68364006	72526004
SAMPLE RUN NUMBER		01	01	01	01	01	01	01	01
SAMPLE COMMENT CODE									!
PARAMETER	UNITS								
VOLATILE ORGANICS (Continued)									
BROMOFORM	ug/l	<1.0	ND@1.0	ND@1.0	ND@1.0	ND@1.0	ND@5.0	ND@1.0	NA
BROMOMETHANE	ug/l	<1.0	ND@1.0	ND@1.0	ND@1.0	ND@1.0	ND@10	ND@1.0	NA
CARBON TETRACHLORIDE	ug/l	<1.0	ND@1.0	ND@1.0	ND@1.0	ND@1.0	ND@5.0	ND@1.0	NA
CHLOROBENZENE	ug/l	<1.0	ND@1.0	ND@1.0	ND@1.0	ND@1.0	ND@5.0	ND@1.0	NA
CHLORODIBROMOMETHANE	ug/l	<1.0	ND@1.0	ND@1.0	ND@1.0	ND@1.0	ND@5.0	ND@1.0	NA
CHLOROETHANE	ug/l	<1.0	ND@1.0	ND@1.0	ND@1.0	ND@1.0	ND@10	ND@1.0	NA
CHLOROFORM	ug/l	<1.0	ND@1.0	ND@1.0	ND@1.0	HD@1.0	ND@5.0	ND@1.0	NA
CHLOROMETHANE	ug/l	<1.0	ND@1.0	ND@1.0	ND@1.0	ND@1.0	ND@10	ND@1.0	NA
CIS-1,3-DICHLOROPROPYLENE	ug/l	<1.0	ND@1.0	ND@1.0	ND@1.0	ND@1.0	ND@5.0	ND@1.0	NA
DICHLORODIFLUOROMETHANE	ug/l	NA	ND@1.0	ND@1.0	ND@1.0	ND@1.0	ND@10	ND@1.0	NA
ETHYLBENZENE	ug/l	<1.0	ND@1.0	ND@1.0	ND@1.0	ND@1.0	ND@5.0	NA	NA
METHYLENE CHLORIDE	ug/l	<1.0	ND@1.0	ND@1.0	ND@1.0	ND@1.0	ND@5.0	ND@1.0	NA
TETRACHLOROETHYLENE	ug/l	<1.0	ND@1.0	ND@1.0	ND@1.0	ND@1.0	ND@5.0	ND@1.0	NA
TOLUENE	ug/l	<1.0	ND@1.0	1.5	ND@1.0	ND@1.0	ND@5.0	NA	NA
TRANS-1,2-DICHLOROETHYLENE	ug/l	<1.0	ND@1.0	ND@1.0	ND@1.0	ND@1.0	ND@5.0	ND@1.0	NA
TRANS-1,3-DICHLOROPROPENE	ug/l	<I.0	ND@1.0	ND@1.0	ND@1.0	ND@1.0	ND@5.0	ND@1.0	NA
TRICHLOROETHYLENE	ug/l	<1.0	ND@1.0	ND@1.0	ND@1.0	ND@1.0	ND@5.0	ND@1.0	NA
TRICHLOROFLUOROMETHANE	ug/l	<1.0	ND@1.0	ND@1.0	ND@1.0	ND@1.0	ND@5.0	ND@1.0	NA
VINYL CHLORIDE	ug/l	<1.0	ND@1.0	ND@1.0	ND@1.0	ND@1.0	ND@10	ND@1.0	NA
XYLENE, TOTAL	ug/l	<1.0	NA	ND@1.0	NA	NA	NA	NA	NA

IBM POUGHKEEPSIE
Airport Monitoring Wells 1988 - 1989 Data Report
10/18/90

SAMPLE LOCATION		A-026-G	A-026-G	A-026-G	A-026-G	A-026-G	A-026-S	A-026-S	A-026-S
SAMPLE DESCRIPTION		GROUNDWATER	GROUNDWATER	GROUNDWATER	GROUNDWATER	GROUNDWATER			
SAMPLE DATE		03/22/89	04/20/89	05/25/89	07/20/89	10/12/89	02/19/88	07/29/88	09/07/88
LABORATORY SAMPLE I.D.		74237004	75138005	76283002	78093007	80895-006	62178001	66977005	68231006
SAMPLE RUN NUMBER		01	01	01	01	01	01	01	01
SAMPLE COMMENT CODE		!	!						
PARAMETER	UNITS								
BASE/NEUTRAL EXTRACTABLES									
1,2-DICHLOROBENZENE	ug/l	ND@1.0	ND@5.0	ND@1.0	ND@1.0	ND@1.0	ND@1.0	ND@1.0	ND@1.0
1,3-DICHLOROBENZENE	ug/l	ND@1.0	ND@5.0	ND@1.0	ND@1.0	ND@1.0	ND@1.0	ND@1.0	ND@1.0
1,4-DICHLOROBENZENE	ug/l	ND@1.0	ND@5.0	ND@1.0	ND@1.0	ND@1.0	ND@1.0	ND@1.0	ND@1.0
2-CHLOROETHYLVINYL ETHER	ug/l	ND@1.0	ND@5.0	ND@1.0	ND@1.0	ND@1.0	ND@1.0	ND@1.0	ND@1.0
INDICATOR PARAMETERS									
BIOCHEMICAL OXYGEN DEMAND	mg/l	NA	NA	NA	NA	NA	<3.0	NA	NA
COLOR	PT-CO	NA	NA	NA	NA	NA	<2.5	NA	NA
HARDNESS, TOTAL	mg/l	NA	NA	NA	NA	NA	360	NA	NA
ODOR		NA	NA	NA	NA	NA	1	NA	NA
PH	pH	7.33	7.81	7.80	7.43	NA	7.15	7.12	6.84
SPECIFIC CONDUCTANCE	umhos/cm	496	400	429	392	NA	948	1246	1109
TEMPERATURE	C	NA	NA	NA	NA	NA	NA	NA	NA
TOTAL DISSOLVED SOLIDS	mg/l	NA	NA	NA	NA	NA	460	NA	NA
TURBIDITY	tu	NA	NA	NA	NA	NA	1.7	NA	NA
INORGANICS									
ALKALINITY, TOTAL	mg/l	NA	NA	NA	NA	NA	350	NA	NA
AMMONIA, TOTAL	mg/l	NA	NA	NA	NA	NA	<0.2	NA	NA
CHLORIDE	mg/l	NA	NA	NA	NA	NA	43	NA	NA
CYANIDE, DISSOLVED	mg/l	NA	NA	NA	NA	NA	NA	NA	NA
NITRATE	mg/l	NA	NA	NA	NA	NA	NA	NA	NA
SODIUM, DISSOLVED	mg/l	NA	NA	NA	NA	NA	NA	NA	NA
SULFATE	mg/l	NA	NA	NA	NA	NA	40	NA	NA
METALS									
ANTIMONY, DISSOLVED	mg/l	NA	NA	NA	NA	NA	NA	NA	NA
ARSENIC, DISSOLVED	mg/l	NA	NA	NA	NA	NA	NA	NA	NA
BERYLLIUM, DISSOLVED	mg/l	NA	NA	NA	NA	NA	NA	NA	NA
CADMIUM, DISSOLVED	mg/l	NA	NA	NA	NA	NA	NA	NA	NA
CALCIUM, DISSOLVED	mg/l	NA	NA	NA	NA	NA	NA	NA	NA
CHROMIUM, DISSOLVED	mg/l	NA	NA	NA	NA	NA	NA	NA	NA

IBM POUGHKEEPSIE
Airport Monitoring Wells 1988 - 1989 Data Report
10/18/90

SAMPLE LOCATION		A-026-G	A-026-G	A-026-G	A-026-G	A-026-G	A-026-S	A-026-S	A-026-S
SAMPLE DESCRIPTION		GROUNDWATER	GROUNDWATER	GROUNDWATER	GROUNDWATER	GROUNDWATER			
SAMPLE DATE		03/22/89	04/20/89	05/25/89	07/20/89	10/12/89	02/19/88	07/29/88	09/07/88
LABORATORY SAMPLE I.D.		74237004	75138005	76283002	78093007	80895-006	62178001	66977005	68231006
SAMPLE RUN NUMBER		01	01	01	01	01	01	01	01
SAMPLE COMMENT CODE		!	!						
PARAMETER	UNITS								
METALS (Continued)									
COPPER, DISSOLVED	mg/l	NA	NA	NA	NA	NA	NA	NA	NA
IRON, DISSOLVED	mg/l	NA	NA	NA	NA	NA	NA	NA	NA
LEAD, DISSOLVED	mg/l	NA	NA	NA	NA	NA	NA	NA	NA
MAGNESIUM, DISSOLVED	mg/l	NA	NA	NA	NA	NA	NA	NA	NA
MANGANESE, DISSOLVED	mg/l	NA	NA	NA	NA	NA	NA	NA	NA
MERCURY, DISSOLVED	mg/l	NA	NA	NA	NA	NA	NA	NA	NA
NICKEL, DISSOLVED	mg/l	NA	NA	NA	NA	NA	NA	NA	NA
POTASSIUM, DISSOLVED	mg/l	NA	NA	NA	NA	NA	NA	NA	NA
SELENIUM, DISSOLVED	mg/l	NA	NA	NA	NA	NA	NA	NA	NA
SILVER, DISSOLVED	mg/l	NA	NA	NA	NA	NA	NA	NA	NA
THALLIUM, DISSOLVED	mg/l	NA	NA	NA	NA	NA	NA	NA	NA
ZINC, DISSOLVED	mg/l	NA	NA	NA	NA	NA	NA	NA	NA
PETROLEUM PRODUCTS									
FUEL OIL #1	ul/l	NA	NA	NA	NA	NA	NA	NA	NA
FUEL OIL #2	ul/l	NA	NA	NA	NA	NA	NA	NA	NA
FUEL OIL #3	ul/l	NA	NA	NA	NA	NA	NA	NA	NA
FUEL OIL #4	ul/l	NA	NA	NA	NA	NA	NA	NA	NA
FUEL OIL #5	ul/l	NA	NA	NA	NA	NA	NA	NA	NA
FUEL OIL #6	ul/l	NA	NA	NA	NA	NA	NA	NA	NA
GASOLINE	ug/l	NA	NA	NA	NA	NA	NA	NA	NA
OIL & GREASE	ug/l	NA	NA	NA	NA	NA	NA	NA	NA
TOTAL PETROLEUM HYDROCARBON	mg/l	NA	NA	NA	NA	NA	NA	NA	NA
VOLATILE ORGANICS									
1,1,1-TRICHLOROETHANE	ug/l	ND@1.0	ND@5.0	ND@1.0	ND@1.0	ND@1.0	2.8	1.5	2.2
1,1,2,2-TETRACHLOROETHANE	ug/l	ND@1.0	ND@5.0	ND@1.0	ND@1.0	ND@1.0	ND@1.0	ND@1.0	ND@1.0
1,1,2-TRICHLORO-1,2,2-TRIFLUOROETHANE	ug/l	NA	NA	NA	NA	NA	ND@1.0	ND@1.0	ND@1.0
1,1,2-TRICHLOROETHANE	ug/l	ND@1.0	ND@5.0	ND@1.0	ND@1.0	ND@1.0	ND@1.0	ND@1.0	ND@1.0
1,1-DICHLOROETHANE	ug/l	ND@1.0	ND@5.0	ND@1.0	ND@1.0	ND@1.0	220	260	140
1,1-DICHLOROETHYLENE	ug/l	ND@1.0	ND@5.0	ND@1.0	ND@1.0	ND@1.0	ND@1.0	ND@1.0	ND@1.0
1,2-DICHLOROETHANE	ug/l	ND@1.0	ND@5.0	ND@1.0	ND@1.0	ND@1.0	ND@1.0	ND@1.0	ND@1.0
1,2-DICHLOROPROPANE	ug/l	ND@1.0	ND@5.0	ND@1.0	ND@1.0	ND@1.0	ND@1.0	ND@1.0	ND@1.0
BENZENE	ug/l	ND@1.0	ND@5.0	ND@1.0	ND@1.0	ND@1.0	ND@1.0	ND@1.0	ND@1.0
BROMODICHLOROMETHANE	ug/l	ND@1.0	ND@5.0	ND@1.0	ND@1.0	ND@1.0	ND@1.0	ND@1.0	ND@1.0

SAMPLE LOCATION		A-026-G	A-026-G	A-026-G	A-026-G	A-026-G	A-026-S	A-026-S	A-026-S
SAMPLE DESCRIPTION		GROUNDWATER	GROUNDWATER	GROUNDWATER	GROUNDWATER	GROUNDWATER			
SAMPLE DATE		03/22/89	04/20/89	05/25/89	07/20/89	10/12/89	02/19/88	07/29/88	09/07/88
LABORATORY SAMPLE I.D.		74237004	75138005	76283002	78093007	80895-006	62178001	66977005	68231006
SAMPLE RUH NUMBER		01	01	01	01	01	01	01	01
SAMPLE COMMENT CODE		!	!						
PARAMETER	UNITS								
VOLATILE ORGANICS (Continued)									
BROMOFORM	ug/l	ND@1.0	ND@5.0	ND@1.0	ND@1.0	ND@1.0	ND@1.0	ND@1.0	ND@1.0
BROMOMETHANE	ug/l	ND@1.0	ND@10	ND@1.0	ND@1.0	ND@1.0	ND@1.0	ND@1.0	ND@1.0
CARBON TETRACHLORIDE	ug/l	ND@1.0	ND@5.0	ND@1.0	ND@1.0	ND@1.0	ND@1.0	ND@1.0	ND@1.0
CHLOROBENZENE	ug/l	ND@1.0	ND@5.0	ND@1.0	ND@1.0	ND@1.0	ND@1.0	ND@1.0	ND@1.0
CHLORODIBROMOMETHANE	ug/l	ND@1.0	ND@5.0	ND@1.0	ND@1.0	ND@1.0	ND@1.0	ND@1.0	ND@1.0
CHLOROETHANE	ug/l	ND@1.0	ND@10	ND@1.0	ND@1.0	ND@1.0	ND@1.0	6.0	7.0
CHLOROFORM	ug/l	ND@1.0	ND@5.0	ND@1.0	ND@1.0	ND@1.0	ND@1.0	1.6	ND@1.0
CHLOROMETHANE	ug/l	ND@1.0	ND@10	ND@1.0	ND@1.0	ND@1.0	ND@1.0	ND@1.0	ND@1.0
CIS-1,3-DICHLOROPROPYLENE	ug/l	ND@1.0	ND@5.0	ND@1.0	ND@1.0	ND@1.0	ND@1.0	ND@1.0	ND@1.0
DICHLORODIFLUOROMETHANE	ug/l	ND@1.0	NA	ND@1.0	ND@1.0	ND@1.0	NA	NA	ND@1.0
ETHYLBENZENE	ug/l	ND@1.0	ND@5.0	ND@1.0	ND@1.0	ND@1.0	ND@1.0	ND@1.0	ND@1.0
METHYLENE CHLORIDE	ug/l	ND@1.0	ND@10	ND@1.0	ND@1.0	ND@1.0	ND@1.0	ND@1.0	ND@1.0
TETRACHLOROETHYLENE	ug/l	ND@1.0	ND@5.0	ND@1.0	ND@1.0	ND@1.0	ND@1.0	ND@1.0	ND@1.0
TOLUENE	ug/l	ND@1.0	ND@5.0	ND@1.0	ND@1.0	ND@1.0	ND@1.0	ND@1.0	ND@1.0
TRANS-1,2-DICHLOROETHYLENE	ug/l	ND@1.0	ND@5.0	ND@1.0	ND@1.0	ND@1.0	ND@1.0	ND@1.0	ND@1.0
TRANS-1,3-DICHLOROPROPENE	ug/l	ND@1.0	ND@5.0	ND@1.0	ND@1.0	ND@1.0	ND@1.0	ND@1.0	ND@1.0
TRICHLOROETHYLENE	ug/l	ND@1.0	ND@5.0	ND@1.0	ND@1.0	ND@1.0	ND@1.0	ND@1.0	ND@1.0
TRICHLOROFLUOROMETHANE	ug/l	ND@1.0	ND@5.0	ND@1.0	ND@1.0	ND@1.0	ND@1.0	ND@1.0	ND@1.0
VINYL CHLORIDE	ug/l	ND@1.0	ND@10	ND@1.0	ND@1.0	ND@1.0	ND@1.0	ND@1.0	ND@1.0
XYLENE, TOTAL	ug/l	NA	NA	NA	NA	NA	ND@1.0	ND@1.0	ND@1.0

IBM POUGHKEEPSIE
Airport Monitoring Wells 1988 - 1989 Data Report
10/18/90

SAMPLE LOCATION		A-026-S	A-026-S	A-026-S	A-026-S	A-026-S	A-026-S	A-026-S	A-027-G
SAMPLE DESCRIPTION			GROUNDWATER	GROUNDWATER	GROUNDWATER	GROUNDWATER	GROUNDWATER	GROUNDWATER	
SAMPLE DATE		12/02/88	02/15/89	03/22/89	04/20/89	05/25/89	07/20/89	10/12/89	09/11/88
LABORATORY SAMPLE I.D.		70943003	73180003	74237003	75138006	76283001	78093006	80895-007	68364005
SAMPLE RUN NUMBER		01	01	01	01	01	01	01	01
SAMPLE COMMENT CODE			!	!	!				
PARAMETER	UNITS								
BASE/NEUTRAL EXTRACTABLES									
1,2-DICHLOROBENZENE	ug/l	ND@1.0	ND@1.0	ND@1.0	ND@5.0	ND@1.0	ND@1.0	ND@1.0	ND@1.0
1,3-DICHLOROBENZENE	ug/l	ND@1.0	ND@1.0	ND@1.0	ND@5.0	ND@1.0	ND@1.0	ND@1.0	ND@1.0
1,4-DICHLOROBENZENE	ug/l	ND@1.0	ND@1.0	ND@1.0	ND@5.0	ND@1.0	ND@1.0	ND@1.0	ND@1.0
2-CHLOROETHYLVINYL ETHER	ug/l	ND@1.0	ND@1.0	ND@1.0	ND@5.0	ND@1.0	ND@1.0	ND@1.0	ND@1.0
INDICATOR PARAMETERS									
BIOCHEMICAL OXYGEN DEMAND	mg/l	NA	NA	NA	NA	NA	NA	NA	NA
COLOR	PT-CO	NA	NA	NA	NA	NA	NA	NA	NA
HARDNESS, TOTAL	mg/l	NA	NA	NA	NA	NA	NA	NA	NA
ODOR		NA	NA	NA	NA	NA	NA	NA	NA
PH	pH	7.08	6.33	7.12	7.68	7.23	NA	NA	7.34
SPECIFIC CONDUCTANCE	umhos/cm	880	1090	799	681	711	NA	NA	574
TEMPERATURE	C	NA	NA	NA	NA	NA	NA	NA	NA
TOTAL DISSOLVED SOLIDS	mg/l	NA	NA	NA	NA	NA	NA	NA	NA
TURBIDITY	tu	NA	NA	NA	NA	NA	NA	NA	NA
INORGANICS									
ALKALINITY, TOTAL	mg/l	NA	NA	NA	NA	NA	NA	NA	NA
AMMONIA, TOTAL	mg/l	NA	NA	NA	NA	NA	NA	NA	NA
CHLORIDE	mg/l	NA	NA	NA	NA	NA	NA	NA	NA
CYANIDE, DISSOLVED	mg/l	NA	NA	NA	NA	NA	NA	NA	NA
NITRATE	mg/l	NA	NA	NA	NA	NA	NA	NA	NA
SODIUM, DISSOLVED	mg/l	NA	NA	NA	NA	NA	NA	NA	NA
SULFATE	mg/l	NA	NA	NA	NA	NA	NA	NA	NA
METALS									
ANTIMONY, DISSOLVED	mg/l	NA	NA	NA	NA	NA	NA	NA	NA
ARSENIC, DISSOLVED	mg/l	NA	NA	NA	NA	NA	NA	NA	NA
BERYLLIUM, DISSOLVED	mg/l	NA	NA	NA	NA	NA	NA	NA	NA
CADMIUM, DISSOLVED	mg/l	NA	NA	NA	NA	NA	NA	NA	NA
CALCIUM, DISSOLVED	mg/l	NA	NA	NA	NA	NA	NA	NA	NA
CHROMIUM, DISSOLVED	mg/l	NA	NA	NA	NA	NA	NA	NA	NA

IBM POUGHKEEPSIE
Airport Monitoring Wells 1988 - 1989 Data Report
10/18/90

SAMPLE LOCATION		A-026-S	A-026-S	A-026-S	A-026-S	A-026-S	A-026-S	A-026-S	A-027-G
SAMPLE DESCRIPTION			GROUNDWATER	GROUNDWATER	GROUNDWATER	GROUNDWATER	GROUNDWATER	GROUNDWATER	
SAMPLE DATE		12/02/88	02/15/89	03/22/89	04/20/89	05/25/89	07/20/89	10/12/89	09/11/88
LABORATORY SAMPLE I.D.		70943003	73180003	74237003	75138006	76283001	78093006	80895-007	68364005
SAMPLE RUN NUMBER		01	01	01	01	01	01	01	01
SAMPLE COMMENT CODE			!	!	!				
PARAMETER	UNITS								
METALS (Continued)									
COPPER, DISSOLVED	mg/l	NA	NA	NA	NA	NA	NA	NA	NA
IRON, DISSOLVED	mg/l	NA	NA	NA	NA	NA	NA	NA	NA
LEAD, DISSOLVED	mg/l	NA	NA	NA	NA	NA	NA	NA	NA
MAGNESIUM, DISSOLVED	mg/l	NA	NA	NA	NA	NA	NA	NA	NA
MANGANESE, DISSOLVED	mg/l	NA	NA	NA	NA	NA	NA	NA	NA
MERCURY, DISSOLVED	mg/l	NA	NA	NA	NA	NA	NA	NA	NA
NICKEL, DISSOLVED	mg/l	NA	NA	NA	NA	NA	NA	NA	NA
POTASSIUM, DISSOLVED	mg/l	NA	NA	NA	NA	NA	NA	NA	NA
SELENIUM, DISSOLVED	mg/l	NA	NA	NA	NA	NA	NA	NA	NA
SILVER, DISSOLVED	mg/l	NA	NA	NA	NA	NA	NA	NA	NA
THALLIUM, DISSOLVED	mg/l	NA	NA	NA	NA	NA	NA	NA	NA
ZINC, DISSOLVED	mg/l	NA	NA	NA	NA	NA	NA	NA	NA
PETROLEUM PRODUCTS									
FUEL OIL #1	ul/l	NA	NA	NA	NA	NA	NA	NA	NA
FUEL OIL #2	ul/l	NA	NA	NA	NA	NA	NA	NA	NA
FUEL OIL #3	ul/l	NA	NA	NA	NA	NA	NA	NA	NA
FUEL OIL #4	ul/l	NA	NA	NA	NA	NA	NA	NA	NA
FUEL OIL #5	ul/l	NA	NA	NA	NA	NA	NA	NA	NA
FUEL OIL #6	ul/l	NA	NA	NA	NA	NA	NA	NA	NA
GASOLINE	ug/l	NA	NA	NA	NA	NA	NA	NA	NA
OIL & GREASE	ug/l	NA	NA	NA	NA	NA	NA	NA	NA
TOTAL PETROLEUM HYDROCARBON	mg/l	NA	NA	NA	NA	NA	NA	NA	NA
VOLATILE ORGANICS									
1,1,1-TRICHLOROETHANE	ug/l	ND@1.0	ND@1.0	ND@1.0	ND@5.0	ND@1.0	ND@1.0	ND@1.0	ND@1.0
1,1,2,2-TETRACHLOROETHANE	ug/l	ND@1.0	ND@1.0	ND@1.0	ND@5.0	ND@1.0	ND@1.0	ND@1.0	ND@1.0
1,1,2-TRICHLORO-1,2,2-TRIFLUOROETHANE	ug/l	NA	NA	NA	NA	NA	NA	NA	ND@1.0
1,1,2-TRICHLOROETHANE	ug/l	ND@1.0	ND@1.0	ND@1.0	ND@5.0	ND@1.0	ND@1.0	ND@1.0	ND@1.0
1,1-DICHLOROETHANE	ug/l	220	310	140	190	180	96	110	ND@1.0
1,1-DICHLOROETHYLENE	ug/l	ND@1.0	ND@1.0	ND@1.0	ND@5.0	ND@1.0	ND@1.0	ND@1.0	ND@1.0
1,2-DICHLOROETHANE	ug/l	ND@1.0	ND@1.0	ND@1.0	ND@5.0	ND@1.0	ND@1.0	ND@1.0	ND@1.0
1,2-DICHLOROPROPANE	ug/l	ND@1.0	ND@1.0	ND@1.0	ND@5.0	ND@1.0	ND@1.0	ND@1.0	ND@1.0
BENZENE	ug/l	ND@1.0	ND@1.0	ND@1.0	ND@5.0	ND@1.0	ND@1.0	ND@1.0	NA
BROMODICHLOROMETHANE	ug/l	ND@1.0	ND@1.0	ND@1.0	ND@5.0	ND@1.0	ND@1.0	ND@1.0	ND@1.0

IBM POUGHKEEPSIE
Airport Monitoring Wells 1988 - 1989 Data Report
10/18/90

SAMPLE LOCATION		A-026-S	A-026-S	A-026-S	A-026-S	A-026-S	A-026-S	A-026-S	A-027-G
SAMPLE DESCRIPTION			GROUNDWATER	GROUNDWATER	GROUNDWATER	GROUNDWATER	GROUNDWATER	GROUNDWATER	
SAMPLE DATE		12/02/88	02/15/89	03/22/89	04/20/89	05/25/89	07/20/89	10/12/89	09/11/88
LABORATORY SAMPLE I.D.		70943003	73180003	74237003	75138006	76283001	78093006	80895-007	68364005
SAMPLE RUN NUMBER		01	01	01	01	01	01	01	01
SAMPLE COMMENT CODE			!	!	!				
PARAMETER	UNITS								
VOLATILE ORGANICS (Continued)									
BROMOFORM	ug/l	ND@1.0	ND@1.0	ND@1.0	ND@5.0	ND@1.0	ND@1.0	ND@1.0	ND@1.0
BROMOMETHANE	ug/l	ND@1.0	ND@1.0	ND@1.0	ND@10	ND@1.0	ND@1.0	ND@1.0	ND@1.0
CARBON TETRACHLORIDE	ug/l	ND@1.0	ND@1.0	ND@1.0	ND@5.0	ND@1.0	ND@1.0	ND@1.0	ND@1.0
CHLOROBENZENE	ug/l	ND@1.0	ND@1.0	ND@1.0	ND@5.0	ND@1.0	ND@1.0	ND@1.0	ND@1.0
CHLORODIBROMOMETHANE	ug/l	ND@1.0	ND@1.0	ND@1.0	ND@5.0	ND@1.0	ND@1.0	ND@1.0	ND@1.0
CHLOROETHANE	ug/l	ND@1.0	3.5	5.7	ND@10	ND@1.0	3.0	ND@1.0	ND@1.0
CHLOROFORM	ug/l	ND@1.0	ND@1.0	ND@1.0	ND@5.0	ND@1.0	ND@1.0	ND@1.0	ND@1.0
CHLOROMETHANE	ug/l	ND@1.0	ND@1.0	ND@1.0	ND@10	ND@1.0	ND@1.0	ND@1.0	ND@1.0
CIS-1,3-DICHLOROPROPYLENE	ug/l	ND@1.0	ND@1.0	ND@1.0	ND@5.0	ND@1.0	ND@1.0	ND@1.0	ND@1.0
DICHLORODIFLUOROMETHANE	ug/l	ND@1.0	ND@1.0	ND@1.0	NA	ND@1.0	ND@1.0	ND@1.0	ND@1.0
ETHYLBENZENE	ug/l	ND@1.0	ND@1.0	ND@1.0	ND@5.0	ND@1.0	ND@1.0	ND@1.0	NA
METHYLENE CHLORIDE	ug/l	ND@1.0	ND@1.0	ND@1.0	ND@10	ND@1.0	ND@1.0	ND@1.0	ND@1.0
TETRACHLOROETHYLENE	ug/l	ND@1.0	ND@1.0	ND@1.0	ND@5.0	ND@1.0	ND@1.0	ND@1.0	ND@1.0
TOLUENE	ug/l	ND@1.0	ND@1.0	ND@1.0	ND@5.0	ND@1.0	ND@1.0	ND@1.0	NA
TRANS-1,2-DICHLOROETHYLENE	ug/l	ND@1.0	ND@1.0	ND@1.0	ND@5.0	ND@1.0	ND@1.0	ND@1.0	ND@1.0
TRANS-1,3-DICHLOROPROPENE	ug/l	ND@1.0	ND@1.0	ND@1.0	ND@5.0	ND@1.0	ND@1.0	ND@1.0	ND@1.0
TRICHLOROETHYLENE	ug/l	ND@1.0	ND@1.0	ND@1.0	ND@5.0	ND@1.0	ND@1.0	ND@1.0	ND@1.0
TRICHLOROFLUOROMETHANE	ug/l	ND@1.0	ND@1.0	ND@1.0	ND@5.0	ND@1.0	ND@1.0	ND@1.0	ND@1.0
VINYL CHLORIDE	ug/l	ND@1.0	ND@1.0	ND@1.0	ND@10	ND@1.0	ND@1.0	ND@1.0	ND@1.0
XYLENE, TOTAL	ug/l	NA	NA	NA	NA	NA	NA	NA	NA

IBM POUGHKEEPSIE
Airport Monitoring Wells 1988 - 1989 Data Report
10/18/90

SAMPLE LOCATION		A-027-G	A-027-G	A-027-G	A-027-G	A-027-G	A-027-S	A-027-S	A-027-S
SAMPLE DESCRIPTION		GROUNDWATER	GROUNDWATER	GROUNDWATER	GROUNDWATER	GROUNDWATER		GROUNDWATER	GROUNDWATER
SAMPLE DATE		03/23/89	04/21/89	05/30/89	07/20/89	10/12/89	09/07/88	02/14/89	03/22/89
LABORATORY SAMPLE I.D.		74237006	75195002	76359002	78093008	80895-008	68231007	73137002	74237005
SAMPLE RUN NUMBER		01	01	01	01	01	01	01	01
SAMPLE COMMENT CODE		!	!					!	!
PARAMETER	UNITS								
BASE/NEUTRAL EXTRACTABLES									
1,2-DICHLOROBENZENE	ug/l	ND@1.0	ND@5.0	ND@1.0	ND@1.0	NA	ND@1.0	ND@1.0	ND@1.0
1,3-DICHLOROBENZENE	ug/l	ND@1.0	ND@5.0	ND@1.0	ND@1.0	ND@1.0	ND@1.0	ND@1.0	ND@1.0
1,4-DICHLOROBENZENE	ug/l	ND@1.0	ND@5.0	ND@1.0	ND@1.0	ND@1.0	ND@1.0	ND@1.0	ND@1.0
2-CHLOROETHYLVINYL ETHER	ug/l	ND@1.0	ND@5.0	ND@1.0	ND@1.0	ND@1.0	ND@1.0	ND@1.0	ND@1.0
INDICATOR PARAMETERS									
BIOCHEMICAL OXYGEN DEMAND	mg/l	NA	NA	NA	NA	NA	NA	NA	NA
COLOR	PT-CO	NA	NA	NA	NA	NA	NA	NA	NA
HARDNESS, TOTAL	mg/l	NA	NA	NA	NA	NA	NA	NA	NA
ODOR		NA	NA	NA	NA	NA	NA	NA	NA
PH	pH	8.10	7.95	7.56	7.98	NA	6.59	6.90	7.05
SPECIFIC CONDUCTANCE	umhos/cm	427	408	419	400	NA	1265	1680	883
TEMPERATURE	C	NA	NA	NA	NA	NA	NA	NA	NA
TOTAL DISSOLVED SOLIDS	mg/l	NA	NA	NA	NA	NA	NA	NA	NA
TURBIDITY	tu	NA	NA	NA	NA	NA	NA	NA	NA
INORGANICS									
ALKALINITY, TOTAL	mg/l	NA	NA	NA	NA	NA	NA	NA	NA
AMMONIA, TOTAL	mg/l	NA	NA	NA	NA	NA.	NA	NA	NA
CHLORIDE	mg/l	NA	NA	NA	NA	NA	NA	NA	NA
CYANIDE, DISSOLVED	mg/l	NA	NA	NA	NA	NA	NA	NA	NA
NITRATE	mg/l	NA	NA	NA	NA	NA	NA	NA	NA
SODIUM, DISSOLVED	mg/l	NA	NA	NA	NA	NA	NA	NA	NA
SULFATE	mg/l	NA	NA	NA	NA	NA	NA	NA	NA
METALS									
ANTIMONY, DISSOLVED	mg/l	NA	NA	NA	NA	NA	NA	NA	NA
ARSENIC, DISSOLVED	mg/l	NA	NA	NA	NA	NA	NA	NA	NA
BERYLLIUM, DISSOLVED	mg/l	NA	NA	NA	NA	NA	NA	NA	NA
CADMIUM, DISSOLVED	mg/l	NA	NA	NA	NA	NA	NA	NA	NA
CALCIUM, DISSOLVED	mg/l	NA	NA	NA	NA	NA	NA	NA	NA
CHROMIUM, DISSOLVED	mg/l	NA	NA	NA	NA	NA	NA	NA	NA

IBM POUGHKEEPSIE
Airport Monitoring Wells 1988 - 1989 Data Report
10/18/90

SAMPLE LOCATION		A-027-G	A-027-G	A-027-G	A-027-G	A-027-G	A-027-S	A-027-S	A-027-S
SAMPLE DESCRIPTION		GROUNDWATER	GROUNDWATER	GROUNDWATER	GROUNDWATER	GROUNDWATER		GROUNDWATER	GROUNDWATER
SAMPLE DATE		03/23/89	04/21/89	05/30/89	07/20/89	10/12/89	09/07/88	02/14/89	03/22/89
LABORATORY SAMPLE I.D.		74237006	75195002	76359002	78093008	80895-008	68231007	73137002	74237005
SAMPLE RUN NUMBER		01	01	01	01	01	01	01	01
SAMPLE COMMENT CODE		!	!					!	!
PARAMETER	UNITS								
METALS (Continued)									
COPPER, DISSOLVED	mg/l	NA	NA	NA	NA	NA	NA	NA	NA
IRON, DISSOLVED	mg/l	NA	NA	NA	NA	NA	NA	NA	NA
LEAD, DISSOLVED	mg/l	NA	NA	NA	NA	NA	NA	NA	NA
MAGNESIUM, DISSOLVED	mg/l	NA	NA	NA	NA	NA	NA	NA	NA
MANGANESE, DISSOLVED	mg/l	NA	NA	NA	NA	NA	NA	NA	NA
MERCURY, DISSOLVED	mg/l	NA	NA	NA	NA	NA	NA	NA	NA
NICKEL, DISSOLVED	mg/l	NA	NA	NA	NA	NA	NA	NA	NA
POTASSIUM, DISSOLVED	mg/l	NA	NA	NA	NA	NA	NA	NA	NA
SELENIUM, DISSOLVED	mg/l	NA	NA	NA	NA	NA	NA	NA	NA
SILVER, DISSOLVED	mg/l	NA	NA	NA	NA	NA	NA	NA	NA
THALLIUM, DISSOLVED	mg/l	NA	NA	NA	NA	NA	NA	NA	NA
ZINC, DISSOLVED	mg/l	NA	NA	NA	NA	NA	NA	NA	NA
PETROLEUM PRODUCTS									
FUEL OIL #1	ul/l	NA	NA	NA	NA	NA	NA	NA	NA
FUEL OIL #2	ul/l	NA	NA	NA	NA	NA	NA	NA	NA
FUEL OIL #3	ul/l	NA	NA	NA	NA	NA	NA	NA	NA
FUEL OIL #4	ul/l	NA	NA	NA	NA	NA	NA	NA	NA
FUEL OIL #5	ul/l	NA	NA	NA	NA	NA	NA	NA	NA
FUEL OIL #6	ul/l	NA	NA	NA	NA	NA	NA	NA	NA
GASOLINE	ug/l	NA	NA	NA	NA	NA	NA	NA	NA
OIL & GREASE	ug/l	NA	NA	NA	NA	NA	NA	NA	NA
TOTAL PETROLEUM HYDROCARBON	mg/l	NA	NA	NA	NA	NA	NA	NA	NA
VOLATILE ORGANICS									
1,1,1-TRICHLOROETHANE	ug/l	ND@1.0	ND@5.0	ND@1.0	ND@1.0	ND@1.0	ND@1.0	ND@1.0	ND@1.0
1,1,2,2-TETRACHLOROETHANE	ug/l	ND@1.0	ND@5.0	ND@1.0	ND@1.0	ND@1.0	ND@1.0	ND@1.0	ND@1.0
1,1,2-TRICHLORO-1,2,2-TRIFLUOROETHANE	ug/l	NA	NA	NA	NA	NA	ND@1.0	NA	NA
1,1,2-TRICHLOROETHANE	ug/l	ND@1.0	ND@5.0	ND@1.0	ND@1.0	ND@1.0	ND@1.0	ND@1.0	ND@1.0
1,1-DICHLOROETHANE	ug/l	ND@1.0	ND@5.0	ND@1.0	ND@1.0	ND@1.0	70	46	85
1,1-DICHLOROETHYLENE	ug/l	ND@1.0	ND@5.0	ND@1.0	ND@1.0	ND@1.0	ND@1.0	ND@1.0	ND@1.0
1,2-DICHLOROETHANE	ug/l	ND@1.0	ND@5.0	ND@1.0	ND@1.0	ND@1.0	ND@1.0	ND@1.0	ND@1.0
1,2-DICHLOROPROPANE	ug/l	ND@1.0	ND@5.0	ND@1.0	ND@1.0	ND@1.0	ND@1.0	ND@1.0	ND@1.0
BENZENE	ug/l	ND@1.0	ND@5.0	ND@1.0	ND@1.0	ND@1.0	NA	ND@1.0	ND@1.0
BROMODICHLOROMETHANE	ug/l	ND@1.0	ND@5.0	ND@1.0	ND@1.0	ND@1.0	ND@1.0	ND@1.0	ND@1.0

SAMPLE LOCATION		A-027-G	A-027-G	A-027-G	A-027-G	A-027-G	A-027-S	A-027-S	A-027-S
SAMPLE DESCRIPTION		GROUNDWATER	GROUNDWATER	GROUNDWATER	GROUNDWATER	GROUNDWATER		GROUNDWATER	GROUNDWATER
SAMPLE DATE		03/23/89	04/21/89	05/30/89	07/20/89	10/12/89	09/07/88	02/14/89	03/22/89
LABORATORY SAMPLE I.D.		74237006	75195002	76359002	78093008	80895-008	68231007	73137002	74237005
SAMPLE RUN NUMBER		01	01	01	01	01	01	01	01
SAMPLE COMMENT CODE		!	!					!	!
PARAMETER	UNITS								
VOLATILE ORGANICS (Continued)									
BROMOFORM	ug/l	ND@1.0	ND@5.0	ND@1.0	ND@1.0	ND@1.0	ND@1.0	ND@1.0	ND@1.0
BROMOMETHANE	ug/l	ND@1.0	ND@10	ND@1.0	ND@1.0	ND@1.0	ND@1.0	ND@1.0	ND@1.0
CARBON TETRACHLORIDE	ug/l	ND@1.0	ND@5.0	ND@1.0	ND@1.0	ND@1.0	ND@1.0	ND@1.0	ND@1.0
CHLOROBENZENE	ug/l	ND@1.0	ND@5.0	ND@1.0	ND@1.0	ND@1.0	ND@1.0	ND@1.0	ND@1.0
CHLORODIBROMOMETHANE	ug/l	ND@1.0	ND@5.0	ND@1.0	ND@1.0	ND@1.0	ND@1.0	ND@1.0	ND@1.0
CHLOROETHANE	ug/l	ND@1.0	ND@10	ND@1.0	ND@1.0	ND@1.0	ND@1.0	ND@1.0	ND@1.0
CHLOROFORM	ug/l	ND@1.0	ND@5.0	ND@1.0	ND@1.0	ND@1.0	ND@1.0	ND@1.0	ND@1.0
CHLOROMETHANE	ug/l	ND@1.0	ND@10	ND@1.0	ND@1.0	ND@1.0	ND@1.0	ND@1.0	ND@1.0
CIS-1,3-DICHLOROPROPYLENE	ug/l	ND@1.0	ND@5.0	ND@1.0	ND@1.0	ND@1.0	ND@1.0	ND@1.0	ND@1.0
DICHLORODIFLUOROMETHANE	ug/l	ND@1.0	NA	ND@1.0	ND@1.0	ND@1.0	ND@1.0	ND@1.0	ND@1.0
ETHYLBENZENE	ug/l	ND@1.0	ND@5.0	ND@1.0	ND@1.0	ND@1.0	NA	ND@1.0	ND@1.0
METHYLENE CHLORIDE	ug/l	ND@1.0	ND@10	ND@1.0	ND@1.0	ND@1.0	ND@1.0	ND@1.0	ND@1.0
TETRACHLOROETHYLENE	ug/l	ND@1.0	ND@5.0	ND@1.0	ND@1.0	ND@1.0	ND@1.0	ND@1.0	ND@1.0
TOLUENE	ug/l	ND@1.0	ND@5.0	ND@1.0	ND@1.0	ND@1.0	NA	ND@1.0	ND@1.0
TRANS-1,2-DICHLOROETHYLENE	ug/l	ND@1.0	ND@5.0	ND@1.0	ND@1.0	ND@1.0	ND@1.0	ND@1.0	ND@1.0
TRANS-1,3-DICHLOROPROPENE	ug/l	ND@1.0	ND@5.0	ND@1.0	ND@1.0	ND@1.0	ND@1.0	ND@1.0	ND@1.0
TRICHLOROETHYLENE	ug/l	ND@1.0	ND@5.0	ND@1.0	ND@1.0	ND@1.0	ND@1.0	ND@1.0	ND@1.0
TRICHLOROFLUOROMETHANE	ug/l	ND@1.0	ND@5.0	ND@1.0	ND@1.0	ND@1.0	ND@1.0	ND@1.0	ND@1.0
VINYL CHLORIDE	ug/l	ND@1.0	ND@10	ND@1.0	ND@1.0	ND@1.0	ND@1.0	ND@1.0	ND@1.0
XYLENE, TOTAL	ug/l	NA	NA	NA	NA	NA	NA	NA	NA

IBM POUGHKEEPSIE
Airport Monitoring Wells 1988 - 1989 Data Report
10/18/90

SAMPLE LOCATION		A-027-S	A-027-S	A-027-S	A-027-S	A-028-S	A-028-S	A-028-S	A-028-S
SAMPLE DESCRIPTION		GROUNDWATER	GROUNDWATER	GROUNDWATER	GROUNDWATER				
SAMPLE DATE		04/21/89	05/30/89	07/20/89	10/12/89	02/03/88	02/05/88	02/25/88	03/10/88
LABORATORY SAMPLE I.D.		75195003	76359003	78093009	80895-009	61705001	88GW5442	62332005	62739004
SAMPLE RUN NUMBER		01	01	01	01	01	01	01	01
SAMPLE COMMENT CODE									
PARAMETER	UNITS								
BASE/NEUTRAL EXTRACTABLES									
1,2-DICHLOROBENZENE	ug/l	ND@1.0	ND@1.0	ND@5.0	ND@1.0	NA	NA	NA	NA
1,3-DICHLOROBENZENE	ug/l	ND@1.0	ND@1.0	ND@5.0	ND@1.0	NA	NA	NA	NA
1,4-DICHLOROBENZENE	ug/l	ND@1.0	ND@1.0	ND@5.0	ND@1.0	NA	NA	NA	NA
2-CHLOROETHYLVINYL ETHER	ug/l	ND@1.0	ND@1.0	ND@5.0	ND@1.0	NA	NA	NA	NA
INDICATOR PARAMETERS									
BIOCHEMICAL OXYGEN DEMAND	mg/l	NA	NA	NA	NA	NA	NA	NA	NA
COLOR	PT-CO	NA	NA	NA	NA	NA	NA	NA	NA
HARDNESS, TOTAL	mg/l	NA	NA	NA	NA	NA	NA	NA	NA
ODOR		NA	NA	NA	NA	NA	NA	NA	NA
PH	pH	6.88	6.75	NA	NA	6.99	NA	6.79	7.87
SPECIFIC CONDUCTANCE	umhos/cm	805	856	NA	NA	1116	NA	683	702
TEMPERATURE	C	NA	NA	NA	NA	NA	NA	NA	NA
TOTAL DISSOLVED SOLIDS	mg/l	NA	NA	NA	NA	NA	NA	NA	NA
TURBIDITY	tu	NA	NA	NA	NA	NA	NA	NA	NA
INORGANICS									
ALKALINITY, TOTAL	mg/l	NA	NA	NA	NA	NA	NA	NA	NA
AMMONIA, TOTAL	mg/l	NA	NA	NA	NA	NA	NA	NA	NA
CHLORIDE	mg/l	NA	NA	NA	NA	NA	NA	NA	NA
CYANIDE, DISSOLVED	mg/l	NA	NA	NA	NA	NA	NA	NA	NA
NITRATE	mg/l	NA	NA	NA	NA	NA	NA	NA	NA
SODIUM, DISSOLVED	mg/l	NA	NA	NA	NA	NA	NA	NA	NA
SULFATE	mg/l	NA	NA	NA	NA	NA	NA	NA	NA
METALS									
ANTIMONY, DISSOLVED	mg/l	NA	NA	NA	NA	NA	NA	NA	NA
ARSENIC, DISSOLVED	mg/l	NA	NA	NA	NA	NA	NA	NA	NA
BERYLLIUM, DISSOLVED	mg/l	NA	NA	NA	NA	NA	NA	NA	NA
CADMIUM, DISSOLVED	mg/l	NA	NA	NA	NA	NA	NA	NA	NA
CALCIUM, DISSOLVED	mg/l	NA	NA	NA	NA	NA	NA	NA	NA
CHROMIUM, DISSOLVED	mg/l	NA	NA	NA	NA	NA	NA	NA	NA

IBM POUGHKEEPSIE
Airport Monitoring Wells 1988 - 1989 Data Report
10/18/90

SAMPLE LOCATION		A-027-S	A-027-S	A-027-S	A-027-S	A-028-S	A-028-S	A-028-S	A-028-S
SAMPLE DESCRIPTION		GROUNDWATER	GROUNDWATER	GROUNDWATER	GROUNDWATER				
SAMPLE DATE		04/21/89	05/30/89	07/20/89	10/12/89	02/03/88	02/05/88	02/25/88	03/10/88
LABORATORY SAMPLE I.D.		75195003	76359003	78093009	80895-009	61705001	88GW5442	62332005	62739004
SAMPLE RUN NUMBER		01	01	01	01	01	01	01	01
SAMPLE COMMENT CODE									
PARAMETER	UNITS								
METALS (Continued)									
COPPER, DISSOLVED	mg/l	NA	NA	NA	NA	NA	NA	NA	NA
IRON, DISSOLVED	mg/l	NA	NA	NA	NA	NA	NA	NA	NA
LEAD, DISSOLVED	mg/l	NA	NA	NA	NA	NA	NA	NA	NA
MAGNESIUM, DISSOLVED	mg/l	NA	NA	NA	NA	NA	NA	NA	NA
MANGANESE, DISSOLVED	mg/l	NA	NA	NA	NA	NA	NA	NA	NA
MERCURY, DISSOLVED	mg/l	NA	NA	NA	NA	NA	NA	NA	NA
NICKEL, DISSOLVED	mg/l	NA	NA	NA	NA	NA	NA	NA	NA
POTASSIUM, DISSOLVED	mg/l	NA	NA	NA	NA	NA	NA	NA	NA
SELENIUM, DISSOLVED	mg/l	NA	NA	NA	NA	NA	NA	NA	NA
SILVER, DISSOLVED	mg/l	NA	NA	NA	NA	NA	NA	NA	NA
THALLIUM, DISSOLVED	mg/l	NA	NA	NA	NA	NA	NA	NA	NA
ZINC, DISSOLVED	mg/l	NA	NA	NA	NA	NA	NA	NA	NA
PETROLEUM PRODUCTS									
FUEL OIL #1	ul/l	NA	NA	NA	NA	ND@0.1	NA	<0.1	ND@0.1
FUEL OIL #2	ul/l	NA	NA	NA	NA	ND@0.1	ND@0.1	<0.1	ND@0.1
FUEL OIL #3	ul/l	NA	NA	NA	NA	ND@0.1	NA	<0.1	ND@0.1
FUEL OIL #4	ul/l	NA	NA	NA	NA	ND@0.1	ND@0.1	<0.1	ND@0.1
FUEL OIL #5	ul/l	NA	NA	NA	NA	ND@0.1	NA	<0.1	ND@0.1
FUEL OIL #6	ul/l	NA	NA	NA	NA	ND@0.1	ND@0.1	<0.1	ND@0.1
GASOLINE	ug/l	NA	NA	NA	NA	NA	NA	NA	NA
OIL & GREASE	ug/l	NA	NA	NA	NA	2.2 ^	ND@1.0 ^	1.8 ^	0.6 ^
TOTAL PETROLEUM HYDROCARBON	mg/l	NA	NA	NA	NA	NA	NA	NA	NA
VOLATILE ORGANICS									
1,1,1-TRICHLOROETHANE	ug/l	ND@1.0	1.1	ND@5.0	ND@1.0	NA	NA	NA	NA
1,1,2,2-TETRACHLOROETHANE	ug/l	ND@1.0	ND@1.0	ND@5.0	ND@1.0	NA	NA	NA	NA
1,1,2-TRICHLORO-1,2,2-TRIFLUOROETHANE	ug/l	NA	NA	NA	NA	NA	NA	NA	NA
1,1,2-TRICHLOROETHANE	ug/l	ND@1.0	ND@1.0	ND@5.0	ND@1.0	NA	NA	NA	NA
1,1-DICHLOROETHANE	ug/l	70	88	56	37	NA	NA	NA	NA
1,1-DICHLOROETHYLENE	ug/l	ND@1.0	ND@1.0	ND@5.0	ND@1.0	NA	NA	NA	NA
1,2-DICHLOROETHANE	ug/l	ND@1.0	ND@1.0	ND@5.0	ND@1.0	NA	NA	NA	NA
1,2-DICHLOROPROPANE	ug/l	ND@1.0	ND@1.0	ND@5.0	ND@1.0	NA	NA	NA	NA
BENZENE	ug/l	ND@1.0	ND@1.0	ND@5.0	ND@1.0	NA	NA	NA	NA
BROMODICHLOROMETHANE	ug/l	ND@1.0	ND@1.0	ND@5.0	ND@1.0	NA	NA	NA	NA

IBM POUGHKEEPSIE
Airport Monitoring Wells 1988 - 1989 Data Report
10/18/90

SAMPLE LOCATION		A-027-S	A-027-S	A-027-S	A-027-S	A-028-S	A-028-S	A-028-S	A-028-S
SAMPLE DESCRIPTION		GROUNDWATER	GROUNDWATER	GROUNDWATER	GROUNDWATER				
SAMPLE DATE		04/21/89	05/30/89	07/20/89	10/12/89	02/03/88	02/05/88	02/25/88	03/10/88
LABORATORY SAMPLE I.D.		75195003	76359003	78093009	80895-009	61705001	88GW5442	62332005	62739004
SAMPLE RUN NUMBER		01	01	01	01	01	01	01	01
SAMPLE COMMENT CODE									
PARAMETER	UNITS								
VOLATILE ORGANICS (Continued)									
BROMOFORM	ug/l	ND@1.0	ND@1.0	ND@5.0	ND@1.0	NA	NA	NA	NA
BROMOMETHANE	ug/l	ND@1.0	ND@1.0	ND@10.0	ND@1.0	NA	NA	NA	NA
CARBON TETRACHLORIDE	ug/l	ND@1.0	ND@1.0	ND@5.0	ND@1.0	NA	NA	NA	NA
CHLOROBENZENE	ug/l	ND@1.0	ND@1.0	ND@5.0	ND@1.0	NA	NA	NA	NA
CHLORODIBROMOMETHANE	ug/l	ND@1.0	ND@1.0	ND@5.0	ND@1.0	NA	NA	NA	NA
CHLOROETHANE	ug/l	ND@1.0	ND@1.0	ND@10.0	ND@1.0	NA	NA	NA	NA
CHLOROFORM	ug/l	ND@1.0	ND@1.0	ND@5.0	ND@1.0	NA	NA	NA	NA
CHLOROMETHANE	ug/l	ND@1.0	ND@1.0	ND@10.0	ND@1.0	NA	NA	NA	NA
CIS-1,3-DICHLOROPROPYLENE	ug/l	ND@1.0	ND@1.0	ND@5.0	ND@1.0	NA	NA	NA	NA
DICHLORODIFLUOROMETHANE	ug/l	ND@1.0	ND@1.0	NA	ND@1.0	NA	NA	NA	NA
ETHYLBENZENE	ug/l	ND@1.0	ND@1.0	ND@5.0	ND@1.0	NA	NA	NA	NA
METHYLENE CHLORIDE	ug/l	ND@1.0	ND@1.0	ND@10.0	ND@1.0	NA	NA	NA	NA
TETRACHLOROETHYLENE	ug/l	ND@1.0	ND@1.0	ND@5.0	ND@1.0	NA	NA	NA	NA
TOLUENE	ug/l	ND@1.0	ND@1.0	ND@5.0	ND@1.0	NA	NA	NA	NA
TRANS-1,2-DICHLOROETHYLENE	ug/l	ND@1.0	2.5	ND@5.0	ND@1.0	NA	NA	NA	NA
TRANS-1,3-DICHLOROPROPENE	ug/l	ND@1.0	ND@1.0	ND@5.0	ND@1.0	NA	NA	NA	NA
TRICHLOROETHYLENE	ug/l	ND@1.0	ND@1.0	ND@5.0	ND@1.0	NA	NA	NA	NA
TRICHLOROFLUOROMETHANE	ug/l	ND@1.0	ND@1.0	ND@5.0	ND@1.0	NA	NA	NA	NA
VINYL CHLORIDE	ug/l	ND@1.0	ND@1.0	ND@10.0	ND@1.0	NA	NA	NA	NA
XYLENE, TOTAL	ug/l	NA	NA	NA	NA	NA	NA	NA	NA

IBM POUGHKEEPSIE
Airport Monitoring Wells 1988 - 1989 Data Report
10/18/90

SAMPLE LOCATION		A-028-S	A-028-S	A-028-S	A-028-S	A-028-S	A-028-S	A-028-S	A-028-S	A-028-S
SAMPLE DESCRIPTION				GROUNDWATER	GROUNDWATER	GROUNDWATER				
SAMPLE DATE		04/19/88	05/26/88	06/13/88	06/13/88	07/12/88	08/16/88	08/16/88	09/07/88	09/13/88
LABORATORY SAMPLE I.D.		63949010	88GW0311	65496006	88GW0659	66403004	67540003	88GW1840	68231011	68445004
SAMPLE RUN NUMBER		01	01	01	01	01	01	01	01	01
SAMPLE COMMENT CODE										
PARAMETER	UNITS									
BASE/NEUTRAL EXTRACTABLES										
1,2-DICHLOROBENZENE	ug/l	NA	NA	NA	NA	NA	NA	NA	ND@1.0	NA
1,3-DICHLOROBENZENE	ug/l	NA	NA	NA	NA	NA	NA	NA	ND@1.0	NA
1,4-DICHLOROBENZENE	ug/l	NA	NA	NA	NA	NA	NA	NA	ND@1.0	NA
2-CHLOROETHYLVINYL ETHER	ug/l	NA	NA	NA	NA	NA	NA	NA	ND@1.0	NA
INDICATOR PARAMETERS										
BIOCHEMICAL OXYGEN DEMAND	mg/l	NA	NA	NA	NA	NA	NA	NA	NA	NA
COLOR	PT-CO	NA	NA	NA	NA	NA	NA	NA	NA	NA
HARDNESS, TOTAL	mg/l	NA	NA	NA	NA	NA	NA	NA	NA	NA
ODOR		NA	NA	NA	NA	NA	NA	NA	NA	NA
PH	pH	6.76	6.88	6.94	NA	6.72	7.42	NA	6.84	7.22
SPECIFIC CONDUCTANCE	umhos/cm	996	1101	1144	NA	1034	905	NA	890	872
TEMPERATURE	C	NA	NA	NA	NA	NA	NA	NA	NA	NA
TOTAL DISSOLVED SOLIDS	mg/l	NA	NA	NA	NA	NA	NA	NA	NA	NA
TURBIDITY	tu	NA	NA	NA	NA	NA	NA	NA	NA	NA
INORGANICS										
ALKALINITY, TOTAL	mg/l	NA	NA	NA	NA	NA	NA	NA	NA	NA
AMMONIA, TOTAL	mg/l	NA	NA	NA	NA	NA	NA	NA	NA	NA
CHLORIDE	mg/l	NA	NA	NA	NA	NA	NA	NA	NA	NA
CYANIDE, DISSOLVED	mg/l	NA	NA	NA	NA	NA	NA	NA	NA	NA
NITRATE	mg/l	NA	NA	NA	NA	NA	NA	NA	NA	NA
SODIUM, DISSOLVED	mg/l	NA	NA	NA	NA	NA	NA	NA	NA	NA
SULFATE	mg/l	NA	NA	NA	NA	NA	NA	NA	NA	NA
METALS										
ANTIMONY, DISSOLVED	mg/l	NA	NA	NA	NA	NA	NA	NA	NA	NA
ARSENIC, DISSOLVED	mg/l	NA	NA	NA	NA	NA	NA	NA	NA	NA
BERYLLIUM, DISSOLVED	mg/l	NA	NA	NA	NA	NA	NA	NA	NA	NA
CADMIUM, DISSOLVED	mg/l	NA	NA	NA	NA	NA	NA	NA	NA	NA
CALCIUM, DISSOLVED	mg/l	NA	NA	NA	NA	NA	NA	NA	NA	NA
CHROMIUM, DISSOLVED	mg/l	NA	NA	NA	NA	NA	NA	NA	NA	NA

IBM POUGHKEEPSIE
Airport Monitoring Wells 1988 - 1989 Data Report
10/18/90

SAMPLE LOCATION		A-028-S	A-028-S	A-028-S	A-028-S	A-028-S	A-028-S	A-028-S	A-028-S	A-028-S
SAMPLE DESCRIPTION				GROUNDWATER	GROUNDWATER	GROUNDWATER				
SAMPLE DATE		04/19/88	05/26/88	06/13/88	06/13/88	07/12/88	08/16/88	08/16/88	09/07/88	09/13/88
LABORATORY SAMPLE I.D.		63949010	88GW0311	65496006	88GW0659	66403004	67540003	88GW1840	68231011	68445004
SAMPLE RUN NUMBER		01	01	01	01	01	01	01	01	01
SAMPLE COMMENT CODE										
PARAMETER	UNITS									
METALS (Continued)										
COPPER, DISSOLVED	mg/l	NA	NA	NA	NA	NA	NA	NA	NA	NA
IRON, DISSOLVED	mg/l	NA	NA	NA	NA	NA	NA	NA	NA	NA
LEAD, DISSOLVED	mg/l	NA	NA	NA	NA	NA	NA	NA	NA	NA
MAGNESIUM, DISSOLVED	mg/l	NA	NA	NA	NA	NA	NA	NA	NA	NA
MANGANESE, DISSOLVED	mg/l	NA	NA	NA	NA	NA	NA	NA	NA	NA
MERCURY, DISSOLVED	mg/l	NA	NA	NA	NA	NA	NA	NA	NA	NA
NICKEL, DISSOLVED	mg/l	NA	NA	NA	NA	NA	NA	NA	NA	NA
POTASSIUM, DISSOLVED	mg/l	NA	NA	NA	NA	NA	NA	NA	NA	NA
SELENIUM, DISSOLVED	mg/l	NA	NA	NA	NA	NA	NA	NA	NA	NA
SILVER, DISSOLVED	mg/l	NA	NA	NA	NA	NA	NA	NA	NA	NA
THALLIUM, DISSOLVED	mg/l	NA	NA	NA	NA	NA	NA	NA	NA	NA
ZINC, DISSOLVED	mg/l	NA	NA	NA	NA	NA	NA	NA	NA	NA
PETROLEUM PRODUCTS										
FUEL OIL #1	ul/l	<0.1	NA	<0.1	NA	ND@0.1	ND@0.1	NA	NA	ND@0.1
FUEL OIL #2	ul/l	<0.1	ND@0.1	<0.1	ND@0.1	ND@0.1	ND@0.1	ND@0.1	NA	ND@0.1
FUEL OIL #3	ul/l	<0.1	NA	<0.1	NA	ND@0.1	ND@0.1	NA	NA	ND@0.1
FUEL OIL #4	ul/l	<0.1	ND@0.1	<0.1	ND@0.1	ND@0.1	ND@0.1	ND@0.1	NA	ND@0.1
FUEL OIL #5	ul/l	<0.1	NA	<0.1	NA	ND@0.1	ND@0.1	NA	NA	ND@0.1
FUEL OIL #6	ul/l	<0.1	ND@0.1	<0.1	ND@0.1	ND@0.1	ND@0.1	ND@0.1	NA	ND@0.1
GASOLINE	ug/l	NA	NA	NA	NA	NA	NA	NA	NA	NA
OIL & GREASE	ug/l	<0.5 ^	<1 ^	<0.5 ^	3 ^	ND@0.5^^	1.0 ^	ND@1.0 ^	NA	ND@0.5 ^
TOTAL PETROLEUM HYDROCARBON	mg/l	NA	NA	NA	NA	NA	NA	NA	NA	NA
VOLATILE ORGANICS										
1,1,1-TRICHLOROETHANE	ug/l	NA	NA	NA	NA	NA	NA	NA	ND@1.0	NA
1,1,2,2-TETRACHLOROETHANE	ug/l	NA	NA	NA	NA	NA	NA	NA	ND@1.0	NA
1,1,2-TRICHLORO-1,2,2-TRIFLUOROETHANE	ug/l	NA	NA	NA	NA	NA	NA	NA	ND@1.0	NA
1,1,2-TRICHLOROETHANE	ug/l	NA	NA	NA	NA	NA	NA	NA	ND@1.0	NA
1,1-DICHLOROETHANE	ug/l	NA	NA	NA	NA	NA	NA	NA	21	NA
1,1-DICHLOROETHYLENE	ug/l	NA	NA	NA	NA	NA	NA	NA	ND@1.0	NA
1,2-DICHLOROETHANE	ug/l	NA	NA	NA	NA	NA	NA	NA	ND@1.0	NA
1,2-DICHLOROPROPANE	ug/l	NA	NA	NA	NA	NA	NA	NA	ND@1.0	NA
BENZENE	ug/l	NA	NA	NA	NA	NA	NA	NA	NA	NA
BROMODICHLOROMETHANE	ug/l	NA	NA	NA	NA	NA	NA	NA	ND@1.0	NA

SAMPLE LOCATION		A-028-S	A-028-S	A-028-S	A-028-S	A-028-S	A-028-S	A-028-S	A-028-S	A-028-S
SAMPLE DESCRIPTION				GROUNDWATER	GROUNDWATER	GROUNDWATER				
SAMPLE DATE		04/19/88	05/26/88	06/13/88	06/13/88	07/12/88	08/16/88	08/16/88	09/07/88	09/13/88
LABORATORY SAMPLE I.D.		63949010	88GW0311	65496006	88GW0659	66403004	67540003	88GW1840	68231011	68445004
SAMPLE RUN NUMBER		01	01	01	01	01	01	01	01	01
SAMPLE COMMENT CODE										
PARAMETER	UNITS									
VOLATILE ORGANICS (Continued)										
BROMOFORM	ug/l	NA	NA	NA	NA	NA	NA	NA	ND@1.0	NA
BROMOMETHANE	ug/l	NA	NA	NA	NA	NA	NA	NA	ND@1.0	NA
CARBON TETRACHLORIDE	ug/l	NA	NA	NA	NA	NA	NA	NA	ND@1.0	NA
CHLOROBENZENE	ug/l	NA	NA	NA	NA	NA	NA	NA	ND@1.0	NA
CHLORODIBROMOMETHANE	ug/l	NA	NA	NA	NA	NA	NA	NA	ND@1.0	NA
CHLOROETHANE	ug/l	NA	NA	NA	NA	NA	NA	NA	ND@1.0	NA
CHLOROFORM	ug/l	NA	NA	NA	NA	NA	NA	NA	ND@1.0	NA
CHLOROMETHANE	ug/l	NA	NA	NA	NA	NA	NA	NA	ND@1.0	NA
CIS-1,3-DICHLOROPROPYLENE	ug/l	NA	NA	NA	NA	NA	NA	NA	ND@1.0	NA
DICHLORODIFLUOROMETHANE	ug/l	NA	NA	NA	NA	NA	NA	NA	ND@1.0	NA
ETHYLBENZENE	ug/l	NA	NA	NA	NA	NA	NA	NA	NA	NA
METHYLENE CHLORIDE	ug/l	NA	NA	NA	NA	NA	NA	NA	ND@1.0	NA
TETRACHLOROETHYLENE	ug/l	NA	NA	NA	NA	NA	NA	NA	ND@1.0	NA
TOLUENE	ug/l	NA	NA	NA	NA	NA	NA	NA	NA	NA
TRANS-1,2-DICHLOROETHYLENE	ug/l	NA	NA	NA	NA	NA	NA	NA	ND@1.0	NA
TRANS-1,3-DICHLOROPROPENE	ug/l	NA	NA	NA	NA	NA	NA	NA	ND@1.0	NA
TRICHLOROETHYLENE	ug/l	NA	NA	NA	NA	NA	NA	NA	ND@1.0	NA
TRICHLOROFLUOROMETHANE	ug/l	NA	NA	NA	NA	NA	NA	NA	ND@1.0	NA
VINYL CHLORIDE	ug/l	NA	NA	NA	NA	NA	NA	NA	ND@1.0	NA
XYLENE, TOTAL	ug/l	NA	NA	NA	NA	NA	NA	NA	NA	NA

IBM POUGHKEEPSIE
Airport Monitoring Wells 1988 - 1989 Data Report
10/18/90

SAMPLE LOCATION		A-028-S	A-028-S	A-028-S	A-028-S	A-028-S	A-028-S	A-028-S	A-028-S	A-028-S
SAMPLE DESCRIPTION					GROUNDWATER	GROUNDWATER	GROUNDWATER	GROUNDWATER	GROUNDWATER	GROUNDWATER
SAMPLE DATE		10/20/88	11/11/88	12/06/88	01/16/89	02/14/89	03/23/89	04/20/89	05/30/89	07/19/89
LABORATORY SAMPLE I.D.		69678005	704228003	71038003	72131003	73137003	74237007	75138007	76359004	78093010
SAMPLE RUN NUMBER		01	01	01	01	01	01	01	01	01
SAMPLE COMMENT CODE						!	!	!		
PARAMETER	UNITS									
BASE/NEUTRAL EXTRACTABLES										
1,2-DICHLOROBENZENE	ug/l	NA	NA	NA	NA	ND@1.0	ND@1.0	ND@1.0	ND@1.0	ND@5.0
1,3-DICHLOROBENZENE	ug/l	NA	NA	NA	NA	ND@1.0	ND@1.0	ND@1.0	ND@1.0	ND@5.0
1,4-DICHLOROBENZENE	ug/l	NA	NA	NA	NA	ND@1.0	ND@1.0	ND@1.0	ND@1.0	ND@5.0
2-CHLOROETHYLVINYL ETHER	ug/l	NA	NA	NA	NA	ND@1.0	ND@1.0	ND@1.0	ND@1.0	ND@5.0
INDICATOR PARAMETERS										
BIOCHEMICAL OXYGEN DEMAND	mg/l	NA	NA	NA	NA	NA	NA	NA	NA	NA
COLOR	PT-CO	NA	NA	NA	NA	NA	NA	NA	NA	NA
HARDNESS, TOTAL	mg/l	NA	NA	NA	NA	NA	NA	NA	NA	NA
ODOR		NA	NA	NA	NA	NA	NA	NA	NA	NA
PH	pH	7.32	6.65	6.81	6.56	7.37	7.40	7.58	6.78	7.56
SPECIFIC CONDUCTANCE	umhos/cm	783	988	990	870	861	620	556	566	583
TEMPERATURE	C	NA	NA	NA	NA	NA	NA	NA	NA	NA
TOTAL DISSOLVED SOLIDS	mg/l	NA	NA	NA	NA	NA	NA	NA	NA	NA
TURBIDITY	tu	NA	NA	NA	NA	NA	NA	NA	NA	NA
INORGANICS										
ALKALINITY, TOTAL	mg/l	NA	NA	NA	NA	NA	NA	NA	NA	NA
AMMONIA, TOTAL	mg/l	NA	NA	NA	NA	NA	NA	NA	NA	NA
CHLORIDE	mg/l	NA	NA	NA	NA	NA	NA	NA	NA	NA
CYANIDE, DISSOLVED	mg/l	NA	NA	NA	NA	NA	NA	NA	NA	NA
NITRATE	mg/l	NA	NA	NA	NA	NA	NA	NA	NA	NA
SODIUM, DISSOLVED	mg/l	NA	NA	NA	NA	NA	NA	NA	NA	NA
SULFATE	mg/l	NA	NA	NA	NA	NA	NA	NA	NA	NA
METALS										
ANTIMONY, DISSOLVED	mg/l	NA	NA	NA	NA	NA	NA	NA	NA	NA
ARSENIC, DISSOLVED	mg/l	NA	NA	NA	NA	NA	NA	NA	NA	NA
BERYLLIUM, DISSOLVED	mg/l	NA	NA	NA	NA	NA	NA	NA	NA	NA
CADMIUM, DISSOLVED	mg/l	NA	NA	NA	NA	NA	NA	NA	NA	NA
CALCIUM, DISSOLVED	mg/l	NA	NA	NA	NA	NA	NA	NA	NA	NA
CHROMIUM, DISSOLVED	mg/l	NA	NA	NA	NA	NA	NA	NA	NA	NA

IBM POUGHKEEPSIE
Airport Monitoring Wells 1988 - 1989 Data Report
10/18/90

SAMPLE LOCATION		A-028-S	A-028-S	A-028-S	A-028-S	A-028-S	A-028-S	A-028-S	A-028-S	A-028-S
SAMPLE DESCRIPTION					GROUNDWATER	GROUNDWATER	GROUNDWATER	GROUNDWATER	GROUNDWATER	GROUNDWATER
SAMPLE DATE		10/20/88	11/11/88	12/06/88	01/16/89	02/14/89	03/23/89	04/20/89	05/30/89	07/19/89
LABORATORY SAMPLE I.D.		69678005	704228003	71038003	72131003	73137003	74237007	75138007	76359004	78093010
SAMPLE RUN NUMBER		01	01	01	01	01	01	01	01	01
SAMPLE COMMENT CODE						!	!	!		
PARAMETER	UNITS									
METALS (Continued)										
COPPER, DISSOLVED	mg/l	NA	NA	NA	NA	NA	NA	NA	NA	NA
IRON, DISSOLVED	mg/l	NA	NA	NA	NA	NA	NA	NA	NA	NA
LEAD, DISSOLVED	mg/l	NA	NA	NA	NA	NA	NA	NA	NA	NA
MAGNESIUM, DISSOLVED	mg/l	NA	NA	NA	NA	NA	NA	NA	NA	NA
MANGANESE, DISSOLVED	mg/l	NA	NA	NA	NA	NA	NA	NA	NA	NA
MERCURY, DISSOLVED	mg/l	NA	NA	NA	NA	NA	NA	NA	NA	NA
NICKEL, DISSOLVED	mg/l	NA	NA	NA	NA	NA	NA	NA	NA	NA
POTASSIUM, DISSOLVED	mg/l	NA	NA	NA	NA	NA	NA	NA	NA	NA
SELENIUM, DISSOLVED	mg/l	NA	NA	NA	NA	NA	NA	NA	NA	NA
SILVER, DISSOLVED	mg/l	NA	NA	NA	NA	NA	NA	NA	NA	NA
THALLIUM, DISSOLVED	mg/l	NA	NA	NA	NA	NA	NA	NA	NA	NA
ZINC, DISSOLVED	mg/l	NA	NA	NA	NA	NA	NA	NA	NA	NA
PETROLEUM PRODUCTS										
FUEL OIL #1	ul/l	ND@0.1	ND@0.1	ND@0.1	ND@0.1	ND@0.1	NA	NA	NA	NA
FUEL OIL #2	ul/l	ND@0.1	ND@0.1	ND@0.1	ND@0.1	ND@0.1	NA	NA	NA	NA
FUEL OIL #3	ul/l	ND@0.1	ND@0.1	ND@0.1	ND@0.1	ND@0.1	NA	NA	NA	NA
FUEL OIL #4	ul/l	ND@0.1	ND@0.1	ND@0.1	ND@0.1	ND@0.1	NA	NA	NA	NA
FUEL OIL #5	ul/l	ND@0.1	ND@0.1	ND@0.1	ND@0.1	ND@0.1	NA	NA	NA	NA
FUEL OIL #6	ul/l	ND@0.1	ND@0.1	ND@0.1	ND@0.1	ND@0.1	NA	NA	NA	NA
GASOLINE	ug/l	NA	NA	NA	NA	NA	NA	NA	NA	NA
OIL & GREASE	ug/l	ND@0.5	2.9	0.5	1.6	0.9	NA	NA	NA	NA
TOTAL PETROLEUM HYDROCARBON	mg/l	NA	NA	NA	NA	NA	NA	NA	NA	NA
VOLATILE ORGANICS										
1,1,1-TRICHLOROETHANE	ug/l	NA	NA	NA	NA	ND@1.0	ND@1.0	ND@1.0	ND@1.0	ND@5.0
1,1,2,2-TETRACHLOROETHANE	ug/l	NA	NA	NA	NA	ND@1.0	ND@1.0	ND@1.0	ND@1.0	ND@5.0
1,1,2-TRICHLORO-1,2,2-TRIFLUOROETHANE	ug/l	NA	NA	NA	NA	NA	NA	NA	NA	NA
1,1,2-TRICHLOROETHANE	ug/l	NA	NA	NA	NA	ND@1.0	ND@1.0	ND@1.0	ND@1.0	ND@5.0
1,1-DICHLOROETHANE	ug/l	NA	NA	NA	NA	5.2	4.1	3.1	3.7	8.4
1,1-DICHLOROETHYLENE	ug/l	NA	NA	NA	NA	ND@1.0	ND@1.0	ND@1.0	ND@1.0	ND@5.0
1,2-DICHLOROETHANE	ug/l	NA	NA	NA	NA	ND@1.0	ND@1.0	ND@1.0	ND@1.0	ND@5.0
1,2-DICHLOROPROPANE	ug/l	NA	NA	NA	NA	ND@1.0	ND@1.0	ND@1.0	ND@1.0	ND@5.0
BENZENE	ug/l	NA	NA	NA	NA	ND@1.0	ND@1.0	ND@1.0	ND@1.0	ND@5.0
BROMODICHLOROMETHANE	ug/l	NA	NA	NA	NA	ND@1.0	ND@1.0	ND@1.0	ND@1.0	ND@5.0

IBM POUGHKEEPSIE
Airport Monitoring Wells 1988 - 1989 Data Report
10/18/90

SAMPLE LOCATION		A-028-S	A-028-S	A-028-S	A-028-S	A-028-S	A-028-S	A-028-S	A-028-S	A-028-S
SAMPLE DESCRIPTION					GROUNDWATER	GROUNDWATER	GROUNDWATER	GROUNDWATER	GROUNDWATER	GROUNDWATER
SAMPLE DATE		10/20/88	11/11/88	12/06/88	01/16/89	02/14/89	03/23/89	04/20/89	05/30/89	07/19/89
LABORATORY SAMPLE I.D.		69678005	704228003	71038003	72131003	73137003	74237007	75138007	76359004	78093010
SAMPLE RUN NUMBER		01	01	01	01	01	01	01	01	01
SAMPLE COMMENT CODE						!	!	!		
PARAMETER	UNITS									
VOLATILE ORGANICS (Continued)										
BROMOFORM	ug/l	NA	NA	NA	NA	ND@1.0	ND@1.0	ND@1.0	ND@1.0	ND@5.0
BROMOMETHANE	ug/l	NA	NA	NA	NA	ND@1.0	ND@1.0	ND@1.0	ND@1.0	ND@10
CARBON TETRACHLORIDE	ug/l	NA	NA	NA	NA	ND@1.0	ND@1.0	ND@1.0	ND@1.0	ND@5.0
CHLOROBENZENE	ug/l	NA	NA	NA	NA	ND@1.0	ND@1.0	ND@1.0	ND@1.0	ND@5.0
CHLORODIBROMOMETHANE	ug/l	NA	NA	NA	NA	ND@1.0	ND@1.0	ND@1.0	ND@1.0	ND@5.0
CHLOROETHANE	ug/l	NA	NA	NA	NA	ND@1.0	ND@1.0	ND@1.0	ND@1.0	ND@10
CHLOROFORM	ug/l	NA	NA	NA	NA	ND@1.0	ND@1.0	ND@1.0	ND@1.0	ND@5.0
CHLOROMETHANE	ug/l	NA	NA	NA	NA	ND@1.0	ND@1.0	ND@1.0	ND@1.0	ND@10
CIS-1,3-DICHLOROPROPYLENE	ug/l	NA	NA	NA	NA	ND@1.0	ND@1.0	ND@1.0	ND@1.0	ND@5.0
DICHLORODIFLUOROMETHANE	ug/l	NA	NA	NA	NA	ND@1.0	ND@1.0	ND@1.0	ND@1.0	NA
ETHYLBENZENE	ug/l	NA	NA	NA	NA	ND@1.0	ND@1.0	ND@1.0	ND@1.0	ND@5.0
METHYLENE CHLORIDE	ug/l	NA	NA	NA	NA	ND@1.0	ND@1.0	ND@1.0	ND@1.0	ND@10
TETRACHLOROETHYLENE	ug/l	NA	NA	NA	NA	ND@1.0	ND@1.0	ND@1.0	ND@1.0	ND@5.0
TOLUENE	ug/l	NA	NA	NA	NA	ND@1.0	ND@1.0	ND@1.0	ND@1.0	ND@5.0
TRANS-1,2-DICHLOROETHYLENE	ug/l	NA	NA	NA	NA	ND@1.0	ND@1.0	ND@1.0	ND@1.0	ND@5.0
TRANS-1,3-DICHLOROPROPENE	ug/l	NA	NA	NA	NA	ND@1.0	ND@1.0	ND@1.0	ND@1.0	ND@5.0
TRICHLOROETHYLENE	ug/l	NA	NA	NA	NA	ND@1.0	ND@1.0	ND@1.0	ND@1.0	ND@5.0
TRICHLOROFLUOROMETHANE	ug/l	NA	NA	NA	NA	ND@1.0	ND@1.0	ND@1.0	ND@1.0	ND@5.0
VINYL CHLORIDE	ug/l	NA	NA	NA	NA	ND@1.0	ND@1.0	ND@1.0	ND@1.0	ND@10
XYLENE, TOTAL	ug/l	NA	NA	NA	NA	NA	NA	NA	NA	NA

IBM POUGHKEEPSIE
Airport Monitoring Wells 1988 - 1989 Data Report
10/18/90

SAMPLE LOCATION		A-028-S	A-030-G	A-030-G	A-030-G	A-030-G	A-030-G	A-030-G	A-030-G
SAMPLE DESCRIPTION		GROUNDWATER		GROUNDWATER			GROUNDWATER	GROUNDWATER	GROUNDWATER
SAMPLE DATE		10/12/89	02/17/88	07/27/88	09/11/88	12/02/88	04/11/89	07/18/89	10/11/89
LABORATORY SAMPLE I.D.		80895-010	62099002	66886001	68364001	70943001	74808006	77981005	80895-011
SAMPLE RUN NUMBER		01	01	01	01	01	01	01	01
SAMPLE COMMENT CODE									
PARAMETER	UNITS								
BASE/NEUTRAL EXTRACTABLES									
1,2-DICHLOROBENZENE	ug/l	ND@1.0	<1.0	ND@1.0	ND@1.0	ND@1.0	ND@1.0	ND@1.0	ND@1.0
1,3-DICHLOROBENZENE	ug/l	ND@1.0	<1.0	ND@1.0	ND@1.0	ND@1.0	ND@1.0	ND@1.0	ND@1.0
1,4-DICHLOROBENZENE	ug/l	ND@1.0	<1.0	ND@1.0	ND@1.0	ND@1.0	ND@1.0	ND@1.0	ND@1.0
2-CHLOROETHYLVINYL ETHER	ug/l	ND@1.0	<1.0	ND@1.0	ND@1.0	ND@1.0	ND@1.0	ND@1.0	ND@1.0
INDICATOR PARAMETERS									
BIOCHEMICAL OXYGEN DEMAND	mg/l	NA	<3.0	NA	NA	NA	NA	NA	NA
COLOR	PT-CO	NA	<2.5	NA	NA	NA	NA	NA	NA
HARDNESS, TOTAL	mg/l	NA	260	NA	NA	NA	68	NA	NA
ODOR		NA	1	NA	NA	NA	NA	NA	NA
PH	pH	NA	6.70	7.05	7.76	7.73	7.82	6.89	NA
SPECIFIC CONDUCTANCE	umhos/cm	NA	1127	575	234	520	228	181	NA
TEMPERATURE	C	NA	NA	NA	NA	NA	NA	NA	NA
TOTAL DISSOLVED SOLIDS	mg/l	NA	410	NA	NA	NA	110	NA	NA
TURBIDITY	tu	NA	3.4	NA	NA	NA	76	NA	NA
INORGANICS									
ALKALINITY, TOTAL	mg/l	NA	170	NA	NA	NA	30	NA	NA
AMMONIA, TOTAL	mg/l	NA	<0.2	NA	NA	NA	NA	NA	NA
CHLORIDE	mg/l	NA	76	NA	NA	NA	14	NA	NA
CYANIDE, DISSOLVED	mg/l	NA	NA	NA	NA	NA	NA	NA	NA
NITRATE	mg/l	NA	NA	NA	NA	NA	2.5	NA	NA
SODIUM, DISSOLVED	mg/l	NA	NA	NA	NA	NA	14	NA	NA
SULFATE	mg/l	NA	67	NA	NA	NA	34	NA	NA
METALS									
ANTIMONY, DISSOLVED	mg/l	NA	NA	NA	NA	NA	NA	NA	NA
ARSENIC, DISSOLVED	mg/l	NA	NA	NA	NA	NA	NA	NA	NA
BERYLLIUM, DISSOLVED	mg/l	NA	NA	NA	NA	NA	NA	NA	NA
CADMIUM, DISSOLVED	mg/l	NA	NA	NA	NA	NA	NA	NA	NA
CALCIUM, DISSOLVED	mg/l	NA	NA	NA	NA	NA	26	NA	NA
CHROMIUM, DISSOLVED	mg/l	NA	NA	NA	NA	NA	NA	NA	NA

IBM POUGHKEEPSIE
Airport Monitoring Wells 1988 - 1989 Data Report
10/18/90

SAMPLE LOCATION		A-028-S	A-030-G	A-030-G	A-030-G	A-030-G	A-030-G	A-030-G	A-030-G
SAMPLE DESCRIPTION		GROUNDWATER		GROUNDWATER			GROUNDWATER	GROUNDWATER	GROUNDWATER
SAMPLE DATE		10/12/89	02/17/88	07/27/88	09/11/88	12/02/88	04/11/89	07/18/89	10/11/89
LABORATORY SAMPLE I.D.		80895-010	62099002	66886001	68364001	70943001	74808006	77981005	80895-011
SAMPLE RUN NUMBER		01	01	01	01	01	01	01	01
SAMPLE COMMENT CODE									
PARAMETER	UNITS								
METALS (Continued)									
COPPER, DISSOLVED	mg/l	NA	NA	NA	NA	NA	NA	NA	NA
IRON, DISSOLVED	mg/l	NA	NA	NA	NA	NA	1.4	NA	NA
LEAD, DISSOLVED	mg/l	NA	NA	NA	NA	NA	NA	NA	NA
MAGNESIUM, DISSOLVED	mg/l	NA	NA	NA	NA	NA	8.1	NA	NA
MANGANESE, DISSOLVED	mg/l	NA	NA	NA	NA	NA	0.29	NA	NA
MERCURY, DISSOLVED	mg/l	NA	NA	NA	NA	NA	NA	NA	NA
NICKEL, DISSOLVED	mg/l	NA	NA	NA	NA	NA	NA	NA	NA
POTASSIUM, DISSOLVED	mg/l	NA	NA	NA	NA	NA	0.84	NA	NA
SELENIUM, DISSOLVED	mg/l	NA	NA	NA	NA	NA	NA	NA	NA
SILVER, DISSOLVED	mg/l	NA	NA	NA	NA	NA	NA	NA	NA
THALLIUM, DISSOLVED	mg/l	NA	NA	NA	NA	NA	NA	NA	NA
ZINC, DISSOLVED	mg/l	NA	NA	NA	NA	NA	NA	NA	NA
PETROLEUM PRODUCTS									
FUEL OIL #1	ul/l	NA	NA	NA	NA	NA	NA	NA	NA
FUEL OIL #2	ul/l	NA	NA	NA	NA	NA	NA	NA	NA
FUEL OIL #3	ul/l	NA	NA	NA	NA	NA	NA	NA	NA
FUEL OIL #4	ul/l	NA	NA	NA	NA	NA	NA	NA	NA
FUEL OIL #5	ul/l	NA	NA	NA	NA	NA	NA	NA	NA
FUEL OIL #6	ul/l	NA	NA	NA	NA	NA	NA	NA	NA
GASOLINE	ug/l	NA	NA	NA	NA	NA	NA	NA	NA
OIL & GREASE	ug/l	NA	NA	NA	NA	NA	NA	NA	NA
TOTAL PETROLEUM HYDROCARBON	mg/l	NA	NA	NA	NA	NA	NA	NA	NA
VOLATILE ORGANICS									
1,1,1-TRICHLOROETHANE	ug/l	ND@1.0	<1.0	ND@1.0	ND@1.0	ND@1.0	ND@1.0	ND@1.0	ND@1.0
1,1,2,2-TETRACHLOROETHANE	ug/l	ND@1.0	<1.0	ND@1.0	ND@1.0	ND@1.0	ND@1.0	ND@1.0	ND@1.0
1,1,2-TRICHLORO-1,2,2-TRIFLUOROETHANE	ug/l	NA	<1.0	ND@1.0	ND@1.0	NA	NA	NA	NA
1,1,2-TRICHLOROETHANE	ug/l	ND@1.0	<1.0	ND@1.0	ND@1.0	ND@1.0	ND@1.0	ND@1.0	ND@1.0
1,1-DICHLOROETHANE	ug/l	2.8	<1.0	ND@1.0	ND@1.0	ND@1.0	ND@1.0	ND@1.0	ND@1.0
1,1-DICHLOROETHYLENE	ug/l	ND@1.0	<1.0	ND@1.0	ND@1.0	ND@1.0	ND@1.0	ND@1.0	ND@1.0
1,2-DICHLOROETHANE	ug/l	ND@1.0	<1.0	ND@1.0	ND@1.0	ND@1.0	ND@1.0	ND@1.0	ND@1.0
1,2-DICHLOROPROPANE	ug/l	ND@1.0	<1.0	ND@1.0	ND@1.0	ND@1.0	ND@1.0	ND@1.0	ND@1.0
BENZENE	ug/l	ND@1.0	<1.0	ND@1.0	NA	ND@1.0	ND@1.0	ND@1.0	ND@1.0
BROMODICHLOROMETHANE	ug/l	ND@1.0	<1.0	ND@1.0	ND@1.0	ND@1.0	ND@1.0	ND@1.0	ND@1.0

IBM POUGHKEEPSIE
Airport Monitoring Wells 1988 - 1989 Data Report
10/18/90

SAMPLE LOCATION		A-028-S	A-030-G	A-030-G	A-030-G	A-030-G	A-030-G	A-030-G	A-030-G
SAMPLE DESCRIPTION		GROUNDWATER		GROUNDWATER			GROUNDWATER	GROUNDWATER	GROUNDWATER
SAMPLE DATE		10/12/89	02/17/88	07/27/88	09/11/88	12/02/88	04/11/89	07/18/89	10/11/89
LABORATORY SAMPLE I.D.		80895-010	62099002	66886001	68364001	70943001	74808006	77981005	80895-011
SAMPLE RUN NUMBER		01	01	01	01	01	01	01	01
SAMPLE COMMENT CODE									
PARAMETER	UNITS								
VOLATILE ORGANICS (Continued)									
BROMOFORM	ug/l	ND@1.0	<1.0	ND@1.0	ND@1.0	ND@1.0	ND@1.0	ND@1.0	ND@1.0
BROMOMETHANE	ug/l	ND@1.0	<1.0	ND@1.0	ND@1.0	ND@1.0	ND@1.0	ND@1.0	ND@1.0
CARBON TETRACHLORIDE	ug/l	ND@1.0	<1.0	ND@1.0	ND@1.0	ND@1.0	ND@1.0	ND@1.0	ND@1.0
CHLOROBENZENE	ug/l	ND@1.0	<1.0	ND@1.0	ND@1.0	ND@1.0	ND@1.0	ND@1.0	ND@1.0
CHLORODIBROMOMETHANE	ug/l	ND@1.0	<1.0	ND@1.0	ND@1.0	ND@1.0	ND@1.0	ND@1.0	ND@1.0
CHLOROETHANE	ug/l	ND@1.0	<1.0	ND@1.0	ND@1.0	ND@1.0	ND@1.0	ND@1.0	ND@1.0
CHLOROFORM	ug/l	ND@1.0	<1.0	ND@1.0	ND@1.0	ND@1.0	ND@1.0	ND@1.0	ND@1.0
CHLOROMETHANE	ug/l	ND@1.0	<1.0	ND@1.0	ND@1.0	ND@1.0	ND@1.0	ND@1.0	ND@1.0
CIS-1,3-DICHLOROPROPYLENE	ug/l	ND@1.0	<1.0	ND@1.0	ND@1.0	ND@1.0	ND@1.0	ND@1.0	ND@1.0
DICHLORODIFLUOROMETHANE	ug/l	ND@1.0	NA	NA	ND@1.0	ND@1.0	ND@1.0	ND@1.0	ND@1.0
ETHYLBENZENE	ug/l	ND@1.0	<1.0	ND@1.0	NA	ND@1.0	ND@1.0	ND@1.0	ND@1.0
METHYLENE CHLORIDE	ug/l	ND@1.0	<1.0	ND@1.0	ND@1.0	ND@1.0	ND@1.0	ND@1.0	ND@1.0
TETRACHLOROETHYLENE	ug/l	ND@1.0	<1.0	ND@1.0	ND@1.0	ND@1.0	ND@1.0	ND@1.0	ND@1.0
TOLUENE	ug/l	ND@1.0	<1.0	ND@1.0	NA	ND@1.0	ND@1.0	ND@1.0	ND@1.0
TRANS-1,2-DICHLOROETHYLENE	ug/l	ND@1.0	<1.0	ND@1.0	ND@1.0	ND@1.0	ND@1.0	ND@1.0	ND@1.0
TRANS-1,3-DICHLOROPROPENE	ug/l	ND@1.0	<1.0	ND@1.0	ND@1.0	ND@1.0	ND@1.0	ND@1.0	ND@1.0
TRICHLOROETHYLENE	ug/l	ND@1.0	<1.0	ND@1.0	ND@1.0	ND@1.0	ND@1.0	ND@1.0	ND@1.0
TRICHLOROFLUOROMETHANE	ug/l	ND@1.0	<1.0	ND@1.0	ND@1.0	ND@1.0	ND@1.0	ND@1.0	ND@1.0
VINYL CHLORIDE	ug/l	ND@1.0	<1.0	ND@1.0	ND@1.0	ND@1.0	ND@1.0	ND@1.0	ND@1.0
XYLENE, TOTAL	ug/l	NA	<1.0	ND@1.0	NA	NA	NA	NA	NA

IBM POUGHKEEPSIE
Airport Monitoring Wells 1988 - 1989 Data Report
10/18/90

SAMPLE LOCATION		A-031-S	A-031-S	A-031-S	A-031-S	A-032-S	A-032-S	A-032-S	A-032-S
SAMPLE DESCRIPTION				GROUNDWATER					
SAMPLE DATE		02/18/88	02/23/88	07/29/88	12/02/88	02/19/88	02/23/88	02/25/88	03/10/88
LABORATORY SAMPLE I.D.		62129005	62241004	66977001	70943002	62178002	62241005	62332006	62739005
SAMPLE RUN NUMBER		01	01	01	01	01	01	01	01
SAMPLE COMMENT CODE									
PARAMETER	UNITS								
BASE/NEUTRAL EXTRACTABLES									
1,2-DICHLOROBENZENE	ug/l	<1.0	<1.0	ND@1.0	ND@1.0	<1.0	<1.0	NA	NA
1,3-DICHLOROBENZENE	ug/l	<1.0	<1.0	ND@1.0	ND@1.0	<1.0	<1.0	NA	NA
1,4-DICHLOROBENZENE	ug/l	<1.0	<1.0	ND@1.0	ND@1.0	<1.0	<1.0	NA	NA
2-CHLOROETHYLVINYL ETHER	ug/l	<1.0	<1.0	ND@1.0	ND@1.0	<1.0	<1.0	NA	NA
INDICATOR PARAMETERS									
BIOCHEMICAL OXYGEN DEMAND	mg/l	<3.0	NA	NA	NA	<3.0	NA	NA	NA
COLOR	PT-CO	40	NA	NA	NA	<2.5	NA	NA	NA
HARDNESS, TOTAL	mg/l	130	NA	NA	NA	99	NA	NA	NA
ODOR		1	NA	NA	NA	1	NA	NA	NA
PH	pH	5.58	NA	6.03	5.98	6.65	NA	6.90	7.39
SPECIFIC CONDUCTANCE	umhos/cm	491	NA	1094	1008	270	NA	353	383
TEMPERATURE	C	NA	NA	NA	NA	NA	NA	NA	NA
TOTAL DISSOLVED SOLIDS	mg/l	NA	NA	NA	NA	130	NA	NA	NA
TURBIDITY	tu	78.0	NA	NA	NA	1.4	NA	NA	NA
INORGANICS									
ALKALINITY, TOTAL	mg/l	<30	NA	NA	NA	60	NA	NA	NA
AMMONIA, TOTAL	mg/l	<0.2	NA	NA	NA	<0.2	NA	NA	NA
CHLORIDE	mg/l	34	NA	NA	NA	12	NA	NA	NA
CYANIDE, DISSOLVED	mg/l	NA	NA	NA	NA	NA	NA	NA	NA
NITRATE	mg/l	NA	NA	NA	NA	NA	NA	NA	NA
SODIUM, DISSOLVED	mg/l	NA	NA	NA	NA	NA	NA	NA	NA
SULFATE	mg/l	35	NA	NA	NA	29	NA	NA	NA
METALS									
ANTIMONY, DISSOLVED	mg/l	NA	NA	NA	NA	NA	NA	NA	NA
ARSENIC, DISSOLVED	mg/l	<0.005	NA	NA	NA	NA	NA	NA	NA
BERYLLIUM, DISSOLVED	mg/l	NA	NA	NA	NA	NA	NA	NA	NA
CADMIUM, DISSOLVED	mg/l	NA	NA	NA	NA	NA	NA	NA	NA
CALCIUM, DISSOLVED	mg/l	NA	NA	NA	NA	NA	NA	NA	NA
CHROMIUM, DISSOLVED	mg/l	NA	NA	NA	NA	NA	NA	NA	NA

IBM POUGHKEEPSIE
Airport Monitoring Wells 1988 - 1989 Data Report
10/18/90

SAMPLE LOCATION		A-031-S	A-031-S	A-031-S	A-031-S	A-032-S	A-032-S	A-032-S	A-032-S
SAMPLE DESCRIPTION				GROUNDWATER					
SAMPLE DATE		02/18/88	02/23/88	07/29/88	12/02/88	02/19/88	02/23/88	02/25/88	03/10/88
LABORATORY SAMPLE I.D.		62129005	62241004	66977001	70943002	62178002	62241005	62332006	62739005
SAMPLE RUN NUMBER		01	01	01	01	01	01	01	01
SAMPLE COMMENT CODE									
PARAMETER	UNITS								
METALS (Continued)									
COPPER, DISSOLVED	mg/l	NA	NA	NA	NA	NA	NA	NA	NA
IRON, DISSOLVED	mg/l	5.0	NA	NA	NA	NA	NA	NA	NA
LEAD, DISSOLVED	mg/l	0.15	NA	NA	NA	NA	NA	NA	NA
MAGNESIUM, DISSOLVED	mg/l	NA	NA	NA	NA	NA	NA	NA	NA
MANGANESE, DISSOLVED	mg/l	2.8	NA	NA	NA	NA	NA	NA	NA
MERCURY, DISSOLVED	mg/l	NA	NA	NA	NA	NA	NA	NA	NA
NICKEL, DISSOLVED	mg/l	NA	NA	NA	NA	NA	NA	NA	NA
POTASSIUM, DISSOLVED	mg/l	NA	NA	NA	NA	NA	NA	NA	NA
SELENIUM, DISSOLVED	mg/l	NA	NA	NA	NA	NA	NA	NA	NA
SILVER, DISSOLVED	mg/l	NA	NA	NA	NA	NA	NA	NA	NA
THALLIUM, DISSOLVED	mg/l	NA	NA	NA	NA	NA	NA	NA	NA
ZINC, DISSOLVED	mg/l	NA	NA	NA	NA	NA	NA	NA	NA
PETROLEUM PRODUCTS									
FUEL OIL #1	ul/l	NA	NA	NA	NA	NA	NA	ND@0.1	ND@0.1
FUEL OIL #2	ul/l	NA	NA	NA	NA	NA	NA	ND@0.1	ND@0.1
FUEL OIL #3	ul/l	NA	NA	NA	NA	NA	NA	ND@0.1	ND@0.1
FUEL OIL #4	ul/l	NA	NA	NA	NA	NA	NA	ND@0.1	ND@0.1
FUEL OIL #5	ul/l	NA	NA	NA	NA	NA	NA	ND@0.1	ND@0.1
FUEL OIL #6	ul/l	NA	NA	NA	NA	NA	NA	ND@0.1	ND@0.1
GASOLINE	ug/l	NA	NA	NA	NA	NA	NA	NA	NA
OIL & GREASE	ug/l	NA	NA	NA	NA	NA	NA	0.8	ND@0.5
TOTAL PETROLEUM HYDROCARBON	mg/l	NA	NA	NA	NA	NA	NA	NA	NA
VOLATILE ORGANICS									
1,1,1-TRICHLOROETHANE	ug/l	5.8	<1.0	6.5	ND@1.0	6.5	<1.0	NA	NA
1,1,2,2-TETRACHLOROETHANE	ug/l	<1.0	<1.0	ND@1.0	ND@1.0	<1.0	<1.0	NA	NA
1,1,2-TRICHLORO-1,2,2-TRIFLUOROETHANE	ug/l	<1.0	<1.0	ND@1.0	NA	<1.0	<1.0	NA	NA
1,1,2-TRICHLOROETHANE	ug/l	<1.0	<1.0	ND@1.0	ND@1.0	<1.0	<1.0	NA	NA
1,1-DICHLOROETHANE	ug/l	1.3	<1.0	ND@1.0	ND@1.0	<1.0	<1.0	NA	NA
1,1-DICHLOROETHYLENE	ug/l	<1.0	<1.0	ND@1.0	ND@1.0	<1.0	<1.0	NA	NA
1,2-DICHLOROETHANE	ug/l	<1.0	<1.0	ND@1.0	ND@1.0	<1.0	<1.0	NA	NA
1,2-DICHLOROPROPANE	ug/l	<1.0	<1.0	ND@1.0	ND@1.0	<1.0	<1.0	NA	NA
BENZENE	ug/l	<1.0	<1.0	ND@1.0	ND@1.0	<1.0	<1.0	NA	NA
BROMODICHLOROMETHANE	ug/l	<1.0	<1.0	ND@1.0	ND@1.0	<1.0	<1.0	NA	NA

IBM POUGHKEEPSIE
Airport Monitoring Wells 1988 - 1989 Data Report
10/18/90

SAMPLE LOCATION		A-031-S	A-031-S	A-031-S	A-031-S	A-032-S	A-032-S	A-032-S	A-032-S
SAMPLE DESCRIPTION				GROUNDWATER					
SAMPLE DATE		02/18/88	02/23/88	07/29/88	12/02/88	02/19/88	02/23/88	02/25/88	03/10/88
LABORATORY SAMPLE I.D.		62129005	62241004	66977001	70943002	62178002	62241005	62332006	62739005
SAMPLE RUN NUMBER		01	01	01	01	01	01	01	01
SAMPLE COMMENT CODE									
PARAMETER	UNITS								
VOLATILE ORGANICS (Continued)									
BROMOFORM	ug/l	<1.0	<1.0	ND@1.0	ND@1.0	<1.0	<1.0	NA	NA
BROMOMETHANE	ug/l	<1.0	<1.0	ND@1.0	ND@1.0	<1.0	<1.0	NA	NA
CARBON TETRACHLORIDE	ug/l	<1.0	<1.0	ND@1.0	ND@1.0	<1.0	<1.0	NA	NA
CHLOROBENZENE	ug/l	<1.0	<1.0	ND@1.0	ND@1.0	<1.0	<1.0	NA	NA
CHLORODIBROMOMETHANE	ug/l	<1.0	<1.0	ND@1.0	ND@1.0	<1.0	<1.0	NA	NA
CHLOROETHANE	ug/l	<1.0	<1.0	ND@1.0	ND@1.0	<1.0	<1.0	NA	NA
CHLOROFORM	ug/l	<1.0	<1.0	ND@1.0	ND@1.0	<1.0	<1.0	NA	NA
CHLOROMETHANE	ug/l	<1.0	<1.0	ND@1.0	ND@1.0	<1.0	<1.0	NA	NA
CIS-1,3-DICHLOROPROPYLENE	ug/l	<1.0	<1.0	ND@1.0	ND@1.0	<1.0	<1.0	NA	NA
DICHLORODIFLUOROMETHANE	ug/l	NA	NA	NA	ND@1.0	NA	NA	NA	NA
ETHYLBENZENE	ug/l	<1.0	<1.0	ND@1.0	ND@1.0	<1.0	<1.0	NA	NA
METHYLENE CHLORIDE	ug/l	<1.0	<1.0	ND@1.0	ND@1.0	<1.0	<1.0	NA	NA
TETRACHLOROETHYLENE	ug/l	<1.0	<1.0	ND@1.0	ND@1.0	<1.0	<1.0	NA	NA
TOLUENE	ug/l	<1.0	<1.0	ND@1.0	ND@1.0	<1.0	<1.0	NA	NA
TRANS-1,2-DICHLOROETHYLENE	ug/l	<1.0	<1.0	ND@1.0	ND@1.0	<1.0	<1.0	NA	NA
TRANS-1,3-DICHLOROPROPENE	ug/l	<1.0	<1.0	ND@1.0	ND@1.0	<1.0	<1.0	NA	NA
TRICHLOROETHYLENE	ug/l	<1.0	<1.0	ND@1.0	ND@1.0	<1.0	<1.0	NA	NA
TRICHLOROFLUOROMETHANE	ug/l	<1.0	<1.0	ND@1.0	ND@1.0	<1.0	<1.0	NA	NA
VINYL CHLORIDE	ug/l	<1.0	<1.0	ND@1.0	ND@1.0	<1.0	<1.0	NA	NA
XYLENE, TOTAL	ug/l	<1.0	<1.0	ND@1.0	NA	<1.0	<1.0	NA	NA

IBM POUGHKEEPSIE
Airport Monitoring Wells 1988 - 1989 Data Report
10/18/90

SAMPLE LOCATION		A-032-S	A-032-S	A-032-S	A-032-S	A-032-S	A-032-S	A-032-S	A-032-S	A-032-S
SAMPLE DESCRIPTION				GROUNDWATER	GROUNDWATER					
SAMPLE DATE		04/19/88	05/26/88	06/13/88	07/12/88	08/16/88	09/13/88	10/21/88	11/11/88	12/06/88
LABORATORY SAMPLE I.D.		63949014	88GW0312	65496010	66403001	67540010	68445009	69723002	70428001	71038004
SAMPLE RUN NUMBER		01	01	01	01	01	01	01	01	01
SAMPLE COMMENT CODE										
PARAMETER	UNITS									
BASE/NEUTRAL EXTRACTABLES										
1,2-DICHLOROBENZENE	ug/l	NA	NA	NA	NA	NA	NA	NA	NA	NA
1,3-DICHLOROBENZENE	ug/l	NA	NA	NA	NA	NA	NA	NA	NA	NA
1,4-DICHLOROBENZENE	ug/l	NA	NA	NA	NA	NA	NA	NA	NA	NA
2-CHLOROETHYLVINYL ETHER	ug/l	NA	NA	NA	NA	NA	NA	NA	NA	NA
INDICATOR PARAMETERS										
BIOCHEMICAL OXYGEN DEMAND	mg/l	NA	NA	NA	NA	NA	NA	NA	NA	NA
COLOR	PT-CO	NA	NA	NA	NA	NA	NA	NA	NA	NA
HARDNESS, TOTAL	mg/l	NA	NA	NA	NA	NA	NA	NA	NA	NA
ODOR		NA	NA	NA	NA	NA	NA	NA	NA	NA
PH	pH	6.09	6.35	5.95	5.71	6.07	6.30	NA	6.36	6.57
SPECIFIC CONDUCTANCE	umhos/cm	682	485	384	283	365	330	NA	431	210
TEMPERATURE	C	NA	NA	NA	NA	NA	NA	NA	NA	NA
TOTAL DISSOLVED SOLIDS	mg/l	NA	NA	NA	NA	NA	NA	NA	NA	NA
TURBIDITY	tu	NA	NA	NA	NA	NA	NA	NA	NA	NA
INORGANICS										
ALKALINITY, TOTAL	mg/l	NA	NA	NA	NA	NA	NA	NA	NA	NA
AMMONIA, TOTAL	mg/l	NA	NA	NA	NA	NA	NA	NA	NA	NA
CHLORIDE	mg/l	NA	NA	NA	NA	NA	NA	NA	NA	NA
CYANIDE, DISSOLVED	mg/l	NA	NA	NA	NA	NA	NA	NA	NA	NA
NITRATE	mg/l	NA	NA	NA	NA	NA	NA	NA	NA	NA
SODIUM, DISSOLVED	mg/l	NA	NA	NA	NA	NA	NA	NA	NA	NA
SULFATE	mg/l	NA	NA	NA	NA	NA	NA	NA	NA	NA
METALS										
ANTIMONY, DISSOLVED	mg/l	NA	NA	NA	NA	NA	NA	NA	NA	NA
ARSENIC, DISSOLVED	mg/l	NA	NA	NA	NA	NA	NA	NA	NA	NA
BERYLLIUM, DISSOLVED	mg/l	NA	NA	NA	NA	NA	NA	NA	NA	NA
CADMIUM, DISSOLVED	mg/l	NA	NA	NA	NA	NA	NA	NA	NA	NA
CALCIUM, DISSOLVED	mg/l	NA	NA	NA	NA	NA	NA	NA	NA	NA
CHROMIUM, DISSOLVED	mg/l	NA	NA	NA	NA	NA	NA	NA	NA	NA

IBM POUGHKEEPSIE
Airport Monitoring Wells 1988 - 1989 Data Report
10/18/90

SAMPLE LOCATION		A-032-S	A-032-S	A-032-S	A-032-S	A-032-S	A-032-S	A-032-S	A-032-S	A-032-S
SAMPLE DESCRIPTION				GROUNDWATER	GROUNDWATER					
SAMPLE DATE		04/19/88	05/26/88	06/13/88	07/12/88	08/16/88	09/13/88	10/21/88	11/11/88	12/06/88
LABORATORY SAMPLE I.D.		63949014	88GW0312	65496010	66403001	67540010	68445009	69723002	70428001	71038004
SAMPLE RUN NUMBER		01	01	01	01	01	01	01	01	01
SAMPLE COMMENT CODE										
PARAMETER	UNITS									
METALS (Continued)										
COPPER, DISSOLVED	mg/l	NA	NA	NA	NA	NA	NA	NA	NA	NA
IRON, DISSOLVED	mg/l	NA	NA	NA	NA	NA	NA	NA	NA	NA
LEAD, DISSOLVED	mg/l	NA	NA	NA	NA	NA	NA	NA	NA	NA
MAGNESIUM, DISSOLVED	mg/l	NA	NA	NA	NA	NA	NA	NA	NA	NA
MANGANESE, DISSOLVED	mg/l	NA	NA	NA	NA	NA	NA	NA	NA	NA
MERCURY, DISSOLVED	mg/l	NA	NA	NA	NA	NA	NA	NA	NA	NA
NICKEL, DISSOLVED	mg/l	NA	NA	NA	NA	NA	NA	NA	NA	NA
POTASSIUM, DISSOLVED	mg/l	NA	NA	NA	NA	NA	NA	NA	NA	NA
SELENIUM, DISSOLVED	mg/l	NA	NA	NA	NA	NA	NA	NA	NA	NA
SILVER, DISSOLVED	mg/l	NA	NA	NA	NA	NA	NA	NA	NA	NA
THALLIUM, DISSOLVED	mg/l	NA	NA	NA	NA	NA	NA	NA	NA	NA
ZINC, DISSOLVED	mg/l	NA	NA	NA	NA	NA	NA	NA	NA	NA
PETROLEUM PRODUCTS										
FUEL OIL #1	ul/l	<0.1	NA	<0.1	ND@.01	ND@0.1	ND@0.1	ND@0.1	ND@0.1	ND@0.1
FUEL OIL #2	ul/l	<0.1	ND@0.1	<0.1	ND@.01	ND@0.1	ND@0.1	ND@0.1	ND@0.1	ND@0.1
FUEL OIL #3	ul/l	<0.1	NA	<0.1	ND@.01	ND@0.1	ND@0.1	ND@0.1	ND@0.I	ND@0.1
FUEL OIL #4	ul/l	<0.1	ND@0.1	<0.1	ND@.01	ND@0.1	ND@0.1	ND@0.1	ND@0.I	ND@0.1
FUEL OIL #5	ul/l	<0.1	NA	<0.1	ND@.01	ND@0.1	ND@0.1	ND@0.1	ND@0.1	ND@0.I
FUEL OIL #6	ul/l	<0.1	ND@0.1	<0.1	ND@.01	ND@0.1	ND@0.1	ND@0.1	ND@0.1	ND@0.1
GASOLINE	ug/l	NA	NA	NA	NA	NA	NA	NA	NA	NA
OIL & GREASE	ug/l	1.0 ^	<1 ^	<0.5 ^	ND@0.5 ^	1.6 ^	1.1 ^	2.0 ^	2.8 ^	ND@0.5 ^
TOTAL PETROLEUM HYDROCARBON	mg/l	NA	NA	NA	NA	NA	NA	NA	NA	NA
VOLATILE ORGANICS										
1,1,1-TRICHLOROETHANE	ug/l	NA	NA	NA	NA	NA	NA	NA	NA	NA
1,1,2,2-TETRACHLOROETHANE	ug/l	NA	NA	NA	NA	NA	NA	NA	NA	NA
1,1,2-TRICHLORO-1,2,2-TRIFLUOROETHANE	ug/l	NA	NA	NA	NA	NA	NA	NA	NA	NA
1,1,2-TRICHLOROETHANE	ug/l	NA	NA	NA	NA	NA	NA	NA	NA	NA
1,1-DICHLOROETHANE	ug/l	NA	NA	NA	NA	NA	NA	NA	NA	NA
1,1-DICHLOROETHYLENE	ug/l	NA	NA	NA	NA	NA	NA	NA	NA	NA
1,2-DICHLOROETHANE	ug/l	NA	NA	NA	NA	NA	NA	NA	NA	NA
1,2-DICHLOROPROPANE	ug/l	NA	NA	NA	NA	NA	NA	NA	NA	NA
BENZENE	ug/l	NA	NA	NA	NA	NA	NA	NA	NA	NA
BROMODICHLOROMETHANE	ug/l	NA	NA	NA	NA	NA	NA	NA	NA	NA

IBM POUGHKEEPSIE
Airport Monitoring Wells 1988 - 1989 Data Report
10/18/90

SAMPLE LOCATION		A-032-S	A-032-S	A-032-S	A-032-S	A-032-S	A-032-S	A-032-S	A-032-S	A-032-S
SAMPLE DESCRIPTION				GROUNDWATER	GROUNDWATER					
SAMPLE DATE		04/19/88	05/26/88	06/13/88	07/12/88	08/16/88	09/13/88	10/21/88	11/11/88	12/06/88
LABORATORY SAMPLE I.D.		63949014	88GW0312	65496010	66403001	67540010	68445009	69723002	70428001	71038004
SAMPLE RUN NUMBER		01	01	01	01	01	01	01	01	01
SAMPLE COMMENT CODE										
PARAMETER	UNITS									
VOLATILE ORGANICS (Continued)										
BROMOFORM	ug/l	NA	NA	NA	NA	NA	NA	NA	NA	NA
BROMOMETHANE	ug/l	NA	NA	NA	NA	NA	NA	NA	NA	NA
CARBON TETRACHLORIDE	ug/l	NA	NA	NA	NA	NA	NA	NA	NA	NA
CHLOROBENZENE	ug/l	NA	NA	NA	NA	NA	NA	NA	NA	NA
CHLORODIBROMOMETHANE	ug/l	NA	NA	NA	NA	NA	NA	NA	NA	NA
CHLOROETHANE	ug/l	NA	NA	NA	NA	NA	NA	NA	NA	NA
CHLOROFORM	ug/l	NA	NA	NA	NA	NA	NA	NA	NA	NA
CHLOROMETHANE	ug/l	NA	NA	NA	NA	NA	NA	NA	NA	NA
CIS-1,3-DICHLOROPROPYLENE	ug/l	NA	NA	NA	NA	NA	NA	NA	NA	NA
DICHLORODIFLUOROMETHANE	ug/l	NA	NA	NA	NA	NA	NA	NA	NA	NA
ETHYLBENZENE	ug/l	NA	NA	NA	NA	NA	NA	NA	NA	NA
METHYLENE CHLORIDE	ug/l	NA	NA	NA	NA	NA	NA	NA	NA	NA
TETRACHLOROETHYLENE	ug/l	NA	NA	NA	NA	NA	NA	NA	NA	NA
TOLUENE	ug/l	NA	NA	NA	NA	NA	NA	NA	NA	NA
TRANS-1,2-DICHLOROETHYLENE	ug/l	NA	NA	NA	NA	NA	NA	NA	NA	NA
TRANS-1,3-DICHLOROPROPENE	ug/l	NA	NA	NA	NA	NA	NA	NA	NA	NA
TRICHLOROETHYLENE	ug/l	NA	NA	NA	NA	NA	NA	NA	NA	NA
TRICHLOROFLUOROMETHANE	ug/l	NA	NA	NA	NA	NA	NA	NA	NA	NA
VINYL CHLORIDE	ug/l	NA	NA	NA	NA	NA	NA	NA	NA	NA
XYLENE, TOTAL	ug/l	NA	NA	NA	NA	NA	NA	NA	NA	NA

IBM POUGHKEEPSIE
Airport Monitoring Wells 1988 - 1989 Data Report
10/18/90

SAMPLE LOCATION		A-032-S	A-032-S	A-033-S	A-033-S	A-033-S	A-033-S	A-033-S	A-033-S
SAMPLE DESCRIPTION		GROUNDWATER	GROUNDWATER						GROUNDWATER
SAMPLE DATE		01/16/89	02/15/89	02/05/88	02/23/88	02/26/88	03/10/88	05/24/88	06/13/88
LABORATORY SAMPLE I.D.		72131004	73180004	61777001	62241006	62376004	62739006	88GW0313	65496011
SAMPLE RUN NUMBER		01	01	01	01	01	01	01	01
SAMPLE COMMENT CODE			!						
PARAMETER	UNITS								
BASE/NEUTRAL EXTRACTABLES									
1,2-DICHLOROBENZENE	ug/l	NA	NA	NA	<1.0	NA	NA	NA	NA
1,3-DICHLOROBENZENE	ug/l	NA	NA	NA	<1.0	NA	NA	NA	NA
1,4-DICHLOROBENZENE	ug/l	NA	NA	NA	<1.0	NA	NA	NA	NA
2-CHLOROETHYLVINYL ETHER	ug/l	NA	NA	NA	<1.0	NA	NA	NA	NA
INDICATOR PARAMETERS									
BIOCHEMICAL OXYGEN DEMAND	mg/l	NA	NA	NA	NA	NA	NA	NA	NA
COLOR	PT-CO	NA	NA	NA	NA	NA	NA	NA	NA
HARDNESS, TOTAL	mg/l	NA	NA	NA	NA	NA	NA	NA	NA
ODOR		NA	NA	NA	NA	NA	NA	NA	NA
PH	pH	5.98	6.12	5.73	NA	6.70	5.87	6.37	6.26
SPECIFIC CONDUCTANCE	umhos/cm	698	605	230	NA	212	386	780	994
TEMPERATURE	C	NA	NA	7.2	NA	NA	NA	NA	NA
TOTAL DISSOLVED SOLIDS	mg/l	NA	NA	NA	NA	NA	NA	NA	NA
TURBIDITY	tu	NA	NA	NA	NA	NA	NA	NA	NA
INORGANICS									
ALKALINITY, TOTAL	mg/l	NA	NA	NA	NA	NA	NA	NA	NA
AMMONIA, TOTAL	mg/l	NA	NA	NA	NA	NA	NA	NA	NA
CHLORIDE	mg/l	NA	NA	NA	NA	NA	NA	NA	NA
CYANIDE, DISSOLVED	mg/l	NA	NA	NA	NA	NA	NA	NA	NA
NITRATE	mg/l	NA	NA	NA	NA	NA	NA	NA	NA
SODIUM, DISSOLVED	mg/l	NA	NA	NA	NA	NA	NA	NA	NA
SULFATE	mg/l	NA	NA	NA	NA	NA	NA	NA	NA
METALS									
ANTIMONY, DISSOLVED	mg/l	NA	NA	NA	NA	NA	NA	NA	NA
ARSENIC, DISSOLVED	mg/l	NA	NA	NA	NA	NA	NA	NA	NA
BERYLLIUM, DISSOLVED	mg/l	NA	NA	NA	NA	NA	NA	NA	NA
CADMIUM, DISSOLVED	mg/l	NA	NA	NA	NA	NA	NA	NA	NA
CALCIUM, DISSOLVED	mg/l	NA	NA	NA	NA	NA	NA	NA	NA
CHROMIUM, DISSOLVED	mg/l	NA	NA	NA	NA	NA	NA	NA	NA

IBM POUGHKEEPSIE
Airport Monitoring Wells 1988 - 1989 Data Report
10/18/90

SAMPLE LOCATION		A-032-S	A-032-S	A-033-S	A-033-S	A-033-S	A-033-S	A-033-S	A-033-S
SAMPLE DESCRIPTION		GROUNDWATER	GROUNDWATER						GROUNDWATER
SAMPLE DATE		01/16/89	02/15/89	02/05/88	02/23/88	02/26/88	03/10/88	05/24/88	06/13/88
LABORATORY SAMPLE I.D.		72131004	73180004	61777001	62241006	62376004	62739006	88GW0313	65496011
SAMPLE RUN NUMBER		01	01	01	01	01	01	01	01
SAMPLE COMMENT CODE			!						
PARAMETER	UNITS								
METALS (Continued)									
COPPER, DISSOLVED	mg/l	NA	NA	NA	NA	NA	NA	NA	NA
IRON, DISSOLVED	mg/l	NA	NA	NA	NA	NA	NA	NA	NA
LEAD, DISSOLVED	mg/l	NA	NA	NA	NA	NA	NA	NA	NA
MAGNESIUM, DISSOLVED	mg/l	NA	NA	NA	NA	NA	NA	NA	NA
MANGANESE, DISSOLVED	mg/l	NA	NA	NA	NA	NA	NA	NA	NA
MERCURY, DISSOLVED	mg/l	NA	NA	NA	NA	NA	NA	NA	NA
NICKEL, DISSOLVED	mg/l	NA	NA	NA	NA	NA	NA	NA	NA
POTASSIUM, DISSOLVED	mg/l	NA	NA	NA	NA	NA	NA	NA	NA
SELENIUM, DISSOLVED	mg/l	NA	NA	NA	NA	NA	NA	NA	NA
SILVER, DISSOLVED	mg/l	NA	NA	NA	NA	NA	NA	NA	NA
THALLIUM, DISSOLVED	mg/l	NA	NA	NA	NA	NA	NA	NA	NA
ZINC, DISSOLVED	mg/l	NA	NA	NA	NA	NA	NA	NA	NA
PETROLEUM PRODUCTS									
FUEL OIL #1	ul/l	ND@0.1	ND@0.1	ND@0.1	NA	<0.1	ND@0.1	NA	<0.1
FUEL OIL #2	ul/l	ND@0.1	ND@0.1	ND@0.1	NA	<0.1	ND@0.1	ND@0.1	<0.1
FUEL OIL #3	ul/l	ND@0.1	ND@0.1	ND@0.1	NA	<0.1	ND@0.1	NA	<0.1
FUEL OIL #4	ul/l	ND@0.1	ND@0.1	ND@0.1	NA	<0.1	ND@0.1	ND@0.1	<0.1
FUEL OIL #5	ul/l	ND@0.1	ND@0.1	ND@0.1	NA	<0.1	ND@0.1	NA	<0.1
FUEL OIL #6	ul/l	ND@0.1	ND@0.1	ND@0.1	NA	<0.1	ND@0.1	ND@0.1	<0.1
GASOLINE	ug/l	NA	NA	NA	NA	NA	NA	NA	NA
OIL & GREASE	ug/l	1.9 ^	1.0 ^	0.9 ^	NA	1.0 ^	ND@0.5 ^	<1 ^	0.6 ^
TOTAL PETROLEUM HYDROCARBON	mg/l	NA	NA	NA	NA	NA	NA	NA	NA
VOLATILE ORGANICS									
1,1,1-TRICHLOROETHANE	ug/l	NA	NA	NA	<1.0	NA	NA	NA	NA
1,1,2,2-TETRACHLOROETHANE	ug/l	NA	NA	NA	<1.0	NA	NA	NA	NA
1,1,2-TRICHLORO-1,2,2-TRIFLUOROETHANE	ug/l	NA	NA	NA	<1.0	NA	NA	NA	NA
1,1,2-TRICHLOROETHANE	ug/l	NA	NA	NA	<1.0	NA	NA	NA	NA
1,1-DICHLOROETHANE	ug/l	NA	NA	NA	<1.0	NA	NA	NA	NA
1,1-DICHLOROETHYLENE	ug/l	NA	NA	NA	<1.0	NA	NA	NA	NA
1,2-DICHLOROETHANE	ug/l	NA	NA	NA	<1.0	NA	NA	NA	NA
1,2-DICHLOROPROPANE	ug/l	NA	NA	NA	<1.0	NA	NA	NA	NA
BENZENE	ug/l	NA	NA	NA	<1.0	NA	NA	NA	NA
BROMODICHLOROMETHANE	ug/l	NA	NA	NA	<1.0	NA	NA	NA	NA

IBM POUGHKEEPSIE
Airport Monitoring Wells 1988 - 1989 Data Report
10/18/90

SAMPLE LOCATION		A-032-S	A-032-S	A-033-S	A-033-S	A-033-S	A-033-S	A-033-S	A-033-S
SAMPLE DESCRIPTION		GROUNDWATER	GROUNDWATER						GROUNDWATER
SAMPLE DATE		01/16/89	02/15/89	02/05/88	02/23/88	02/26/88	03/10/88	05/24/88	06/13/88
LABORATORY SAMPLE I.D.		72131004	73180004	61777001	62241006	62376004	62739006	88GW0313	65496011
SAMPLE RUN NUMBER		01	01	01	01	01	01	01	01
SAMPLE COMMENT CODE			!						
PARAMETER	UNITS								
VOLATILE ORGANICS (Continued)									
BROMOFORM	ug/l	NA	NA	NA	<1.0	NA	NA	NA	NA
BROMOMETHANE	ug/l	NA	NA	NA	<1.0	NA	NA	NA	NA
CARBON TETRACHLORIDE	ug/l	NA	NA	NA	<1.0	NA	NA	NA	NA
CHLOROBENZENE	ug/l	NA	NA	NA	<1.0	NA	NA	NA	NA
CHLORODIBROMOMETHANE	ug/l	NA	NA	NA	<1.0	NA	NA	NA	NA
CHLOROETHANE	ug/l	NA	NA	NA	<1.0	NA	NA	NA	NA
CHLOROFORM	ug/l	NA	NA	NA	<1.0	NA	NA	NA	NA
CHLOROMETHANE	ug/l	NA	NA	NA	<1.0	NA	NA	NA	NA
CIS-1,3-DICHLOROPROPYLENE	ug/l	NA	NA	NA	<1.0	NA	NA	NA	NA
DICHLORODIFLUOROMETHANE	ug/l	NA	NA	NA	NA	NA	NA	NA	NA
ETHYLBENZENE	ug/l	NA	NA	NA	<1.0	NA	NA	NA	NA
METHYLENE CHLORIDE	ug/l	NA	NA	NA	<1.0	NA	NA	NA	NA
TETRACHLOROETHYLENE	ug/l	NA	NA	NA	<1.0	NA	NA	NA	NA
TOLUENE	ug/l	NA	NA	NA	<1.0	NA	NA	NA	NA
TRANS-1,2-DICHLOROETHYLENE	ug/l	NA	NA	NA	<1.0	NA	NA	NA	NA
TRANS-1,3-DICHLOROPROPENE	ug/l	NA	NA	NA	<1.0	NA	NA	NA	NA
TRICHLOROETHYLENE	ug/l	NA	NA	NA	<1.0	NA	NA	NA	NA
TRICHLOROFLUOROMETHANE	ug/l	NA	NA	NA	<1.0	NA	NA	NA	NA
VINYL CHLORIDE	ug/l	NA	NA	NA	<1.0	NA	NA	NA	NA
XYLENE, TOTAL	ug/l	NA	NA	NA	<1.0	NA	NA	NA	NA

IBM POUGHKEEPSIE
Airport Monitoring Wells 1988 - 1989 Data Report
10/18/90

SAMPLE LOCATION		A-033-S	A-033-S	A-033-S	A-033-S	A-033-S	A-033-S	A-033-S	A-033-S	A-033-S
SAMPLE DESCRIPTION		GROUNDWATER							GROUNDWATER	GROUNDWATER
SAMPLE DATE		07/12/88	08/16/88	09/13/88	09/13/88	10/21/88	11/11/88	12/06/88	01/16/89	02/15/89
LABORATORY SAMPLE I.D.		66403002	67540011	68445008	68523002	69723001	70428002	71038005	72131005	73180005
SAMPLE RUN NUMBER		01	01	01	01	01	01	01	01	01
SAMPLE COMMENT CODE										!
PARAMETER	UNITS									
BASE/NEUTRAL EXTRACTABLES										
1,2-DICHLOROBENZENE	ug/l	NA	NA	NA	NA	NA	NA	NA	NA	NA
1,3-DICHLOROBENZENE	ug/l	NA	NA	NA	NA	NA	NA	NA	NA	NA
1,4-DICHLOROBENZENE	ug/l	NA	NA	NA	NA	NA	NA	NA	NA	NA
2-CHLOROETHYLVINYL ETHER	ug/l	NA	NA	NA	NA	NA	NA	NA	NA	NA
INDICATOR PARAMETERS										
BIOCHEMICAL OXYGEN DEMAND	mg/l	NA	NA	NA	NA	NA	NA	NA	NA	NA
COLOR	PT-CO	NA	NA	NA	NA	NA	NA	NA	NA	NA
HARDNESS, TOTAL	mg/l	NA	NA	NA	NA	NA	NA	NA	NA	NA
ODOR		NA	NA	NA	NA	NA	NA	NA	NA	NA
PH	pH	6.31	6.61	6.64	NA	NA	6.36	6.63	6.10	6.15
SPECIFIC CONDUCTANCE	umhos/cm	645	920	796	NA	NA	660	244	857	897
TEMPERATURE	C	NA	NA	NA	NA	NA	NA	NA	NA	NA
TOTAL DISSOLVED SOLIDS	mg/l	NA	NA	NA	NA	NA	NA	NA	NA	NA
TURBIDITY	tu	NA	NA	NA	NA	NA	NA	NA	NA	NA
INORGANICS										
ALKALINITY, TOTAL	mg/l	NA	NA	NA	NA	NA	NA	NA	NA	NA
AMMONIA, TOTAL	mg/l	NA	NA	NA	NA	NA	NA	NA	NA	NA
CHLORIDE	mg/l	NA	NA	NA	NA	NA	NA	NA	NA	NA
CYANIDE, DISSOLVED	mg/l	NA	NA	NA	NA	NA	NA	NA	NA	NA
NITRATE	mg/l	NA	NA	NA	NA	NA	NA	NA	NA	NA
SODIUM, DISSOLVED	mg/l	NA	NA	NA	NA	NA	NA	NA	NA	NA
SULFATE	mg/l	NA	NA	NA	NA	NA	NA	NA	NA	NA
METALS										
ANTIMONY, DISSOLVED	mg/l	NA	NA	NA	NA	NA	NA	NA	NA	NA
ARSENIC, DISSOLVED	mg/l	NA	NA	NA	NA	NA	NA	NA	NA	NA
BERYLLIUM, DISSOLVED	mg/l	NA	NA	NA	NA	NA	NA	NA	NA	NA
CADMIUM, DISSOLVED	mg/l	NA	NA	NA	NA	NA	NA	NA	NA	NA
CALCIUM, DISSOLVED	mg/l	NA	NA	NA	NA	NA	NA	NA	NA	NA
CHROMIUM, DISSOLVED	mg/l	NA	NA	NA	NA	NA	NA	NA	NA	NA

IBM POUGHKEEPSIE
Airport Monitoring Wells 1988 - 1989 Data Report
10/18/90

SAMPLE LOCATION		A-033-S	A-033-S	A-033-S	A-033-S	A-033-S	A-033-S	A-033-S	A-033-S	A-033-S
SAMPLE DESCRIPTION		GROUNDWATER							GROUNDWATER	GROUNDWATER
SAMPLE DATE		07/12/88	08/16/88	09/13/88	09/13/88	10/21/88	11/11/88	12/06/88	01/16/89	02/15/89
LABORATORY SAMPLE I.D.		66403002	67540011	68445008	68523002	69723001	70428002	71038005	72131005	73180005
SAMPLE RUN NUMBER		01	01	01	01	01	01	01	01	01
SAMPLE COMMENT CODE										!
PARAMETER	UNITS									
METALS (Continued)										
COPPER, DISSOLVED	mg/l	NA	NA	NA	NA	NA	NA	NA	NA	NA
IRON, DISSOLVED	mg/l	NA	NA	NA	NA	NA	NA	NA	NA	NA
LEAD, DISSOLVED	mg/l	NA	NA	NA	NA	NA	NA	NA	NA	NA
MAGNESIUM, DISSOLVED	mg/l	NA	NA	NA	NA	NA	NA	NA	NA	NA
MANGANESE, DISSOLVED	mg/l	NA	NA	NA	NA	NA	NA	NA	NA	NA
MERCURY, DISSOLVED	mg/l	NA	NA	NA	NA	NA	NA	NA	NA	NA
NICKEL, DISSOLVED	mg/l	NA	NA	NA	NA	NA	NA	NA	NA	NA
POTASSIUM, DISSOLVED	mg/l	NA	NA	NA	NA	NA	NA	NA	NA	NA
SELENIUM, DISSOLVED	mg/l	NA	NA	NA	NA	NA	NA	NA	NA	NA
SILVER, DISSOLVED	mg/l	NA	NA	NA	NA	NA	NA	NA	NA	NA
THALLIUM, DISSOLVED	mg/l	NA	NA	NA	NA	NA	NA	NA	NA	NA
ZINC, DISSOLVED	mg/l	NA	NA	NA	NA	NA	NA	NA	NA	NA
PETROLEUM PRODUCTS										
FUEL OIL #1	ul/l	ND@0.1	ND@0.1	NA	ND@0.1	ND@0.1	ND@0.1	ND@0.1	ND@0.1	ND@0.1
FUEL OIL #2	ul/l	ND@0.1	ND@0.1	NA	ND@0.1	ND@0.1	ND@0.1	ND@0.1	ND@0.1	ND@0.1
FUEL OIL #3	ul/l	ND@0.1	ND@0.1	NA	ND@0.1	ND@0.1	ND@0.1	ND@0.1	ND@0.1	ND@0.1
FUEL OIL #4	ul/l	ND@0.1	ND@0.1	NA	ND@0.1	ND@0.1	ND@0.1	ND@0.1	ND@0.1	ND@0.1
FUEL OIL #5	ul/l	ND@0.1	ND@0.1	NA	ND@0.1	ND@0.1	ND@0.1	ND@0.1	ND@0.1	ND@0.1
FUEL OIL #6	ul/l	ND@0.1	ND@0.1	NA	ND@0.1	ND@0.1	ND@0.1	ND@0.1	ND@0.1	ND@0.1
GASOLINE	ug/l	NA	NA	NA	NA	NA	NA	NA	NA	NA
OIL & GREASE	ug/l	ND@0.5 ^	0.9 ^	ND@0.5 ^	NA	3.0 ^^	4.0 ^	1.3 ^	2.0 ^	0.5 ^
TOTAL PETROLEUM HYDROCARBON	mg/l	NA	NA	NA	NA	NA	NA	NA	NA	NA
VOLATILE ORGANICS										
1,1,1-TRICHLOROETHANE	ug/l	NA	NA	NA	NA	NA	NA	NA	NA	NA
1,1,2,2-TETRACHLOROETHANE	ug/l	NA	NA	NA	NA	NA	NA	NA	NA	NA
1,1,2-TRICHLORO-1,2,2-TRIFLUOROETHANE	ug/l	NA	NA	NA	NA	NA	NA	NA	NA	NA
1,1,2-TRICHLOROETHANE	ug/l	NA	NA	NA	NA	NA	NA	NA	NA	NA
1,1-DICHLOROETHANE	ug/l	NA	NA	NA	NA	NA	NA	NA	NA	NA
1,1-DICHLOROETHYLENE	ug/l	NA	NA	NA	NA	NA	NA	NA	NA	NA
1,2-DICHLOROETHANE	ug/l	NA	NA	NA	NA	NA	NA	NA	NA	NA
1,2-DICHLOROPROPANE	ug/l	NA	NA	NA	NA	NA	NA	NA	NA	NA
BENZENE	ug/l	NA	NA	NA	NA	NA	NA	NA	NA	NA
BROMODICHLOROMETHANE	ug/l	NA	NA	NA	NA	NA	NA	NA	NA	NA

IBM POUGHKEEPSIE
Airport Monitoring Wells 1988 - 1989 Data Report
10/18/90

SAMPLE LOCATION		A-033-S	A-033-S	A-033-S	A-033-S	A-033-S	A-033-S	A-033-S	A-033-S	A-033-S
SAMPLE DESCRIPTION		GROUNDWATER							GROUNDWATER	GROUNDWATER
SAMPLE DATE		07/12/88	08/16/88	09/13/88	09/13/88	10/21/88	11/11/88	12/06/88	01/16/89	02/15/89
LABORATORY SAMPLE I.D.		66403002	67540011	68445008	68523002	69723001	70428002	71038005	72131005	73180005
SAMPLE RUN NUMBER		01	01	01	01	01	01	01	01	01
SAMPLE COMMENT CODE										!
PARAMETER	UNITS									
VOLATILE ORGANICS (Continued)										
BROMOFORM	ug/l	NA	NA	NA	NA	NA	NA	NA	NA	NA
BROMOMETHANE	ug/l	NA	NA	NA	NA	NA	NA	NA	NA	NA
CARBON TETRACHLORIDE	ug/l	NA	NA	NA	NA	NA	NA	NA	NA	NA
CHLOROBENZENE	ug/l	NA	NA	NA	NA	NA	NA	NA	NA	NA
CHLORODIBROMOMETHANE	ug/l	NA	NA	NA	NA	NA	NA	NA	NA	NA
CHLOROETHANE	ug/l	NA	NA	NA	NA	NA	NA	NA	NA	NA
CHLOROFORM	ug/l	NA	NA	NA	NA	NA	NA	NA	NA	NA
CHLOROMETHANE	ug/l	NA	NA	NA	NA	NA	NA	NA	NA	NA
CIS-1,3-DICHLOROPROPYLENE	ug/l	NA	NA	NA	NA	NA	NA	NA	NA	NA
DICHLORODIFLUOROMETHANE	ug/l	NA	NA	NA	NA	NA	NA	NA	NA	NA
ETHYLBENZENE	ug/l	NA	NA	NA	NA	NA	NA	NA	NA	NA
METHYLENE CHLORIDE	ug/l	NA	NA	NA	NA	NA	NA	NA	NA	NA
TETRACHLOROETHYLENE	ug/l	NA	NA	NA	NA	NA	NA	NA	NA	NA
TOLUENE	ug/l	NA	NA	NA	NA	NA	NA	NA	NA	NA
TRANS-1,2-DICHLOROETHYLENE	ug/l	NA	NA	NA	NA	NA	NA	NA	NA	NA
TRANS-1,3-DICHLOROPROPENE	ug/l	NA	NA	NA	NA	NA	NA	NA	NA	NA
TRICHLOROETHYLENE	ug/l	NA	NA	NA	NA	NA	NA	NA	NA	NA
TRICHLOROFLUOROMETHANE	ug/l	NA	NA	NA	NA	NA	NA	NA	NA	NA
VINYL CHLORIDE	ug/l	NA	NA	NA	NA	NA	NA	NA	NA	NA
XYLENE, TOTAL	ug/l	NA	NA	NA	NA	NA	NA	NA	NA	NA

IBM POUGHKEEPSIE
Airport Monitoring Wells 1988 - 1989 Data Report
10/18/90

SAMPLE LOCATION		A-033-S	A-034-S	A-034-S	A-034-S	A-034-S	A-034-S	A-034-S	A-034-S
SAMPLE DESCRIPTION		GROUNDWATER							
SAMPLE DATE		07/19/89	02/05/88	02/15/88	02/23/88	02/26/88	03/10/88	04/19/88	05/26/88
LABORATORY SAMPLE I.D.		78093011	61777002	62034002	62241007	62376002	62739007	63949011	88GW0314
SAMPLE RUN NUMBER		01	01	01	01	01	01	01	01
SAMPLE COMMENT CODE			!	!					
PARAMETER	UNITS								
BASE/NEUTRAL EXTRACTABLES									
1,2-DICHLOROBENZENE	ug/l	NA	NA	NA	<1.0	NA	NA	NA	NA
1,3-DIGHLOROBENZENE	ug/l	NA	NA	NA	<1.0	NA	NA	NA	NA
1,4-DICHLOROBENZENE	ug/l	NA	NA	NA	<1.0	NA	NA	NA	NA
2-CHLOROETHYLVINYL ETHER	ug/l	NA	NA	NA	<1.0	NA	NA	NA	NA
INDICATOR PARAMETERS									
BIOCHEMICAL OXYGEN DEMAND	mg/l	NA	NA	NA	NA	NA	NA	NA	NA
COLOR	PT-CO	NA	NA	NA	NA	NA	NA	NA	NA
HARDNESS, TOTAL	mg/l	NA	NA	NA	NA	NA	NA	NA	NA
ODOR		NA	NA	NA	NA	NA	NA	NA	NA
PH	pH	7.12	5.78	NA	NA	6.30	6.26	5.97	6.40
SPECIFIC CONDUCTANCE	umhos/cm	642	134	NA	NA	122	105	1408	431
TEMPERATURE	C	NA	6.9	NA	NA	NA	NA	NA	NA
TOTAL DISSOLVED SOLIDS	mg/l	NA	NA	NA	NA	NA	NA	NA	NA
TURBIDITY	tu	NA	NA	NA	NA	NA	NA	NA	NA
INORGANICS									
ALKALINITY, TOTAL	mg/l	NA	NA	NA	NA	NA	NA	NA	NA
AMMONIA, TOTAL	mg/l	NA	NA	NA	NA	NA	NA	NA	NA
CHLORIDE	mg/l	NA	NA	NA	NA	NA	NA	NA	NA
CYANIDE, DISSOLVED	mg/l	NA	NA	NA	NA	NA	NA	NA	NA
NITRATE	mg/l	NA	NA	NA	NA	NA	NA	NA	NA
SODIUM, DISSOLVED	mg/l	NA	NA	NA	NA	NA	NA	NA	NA
SULFATE	mg/l	NA	NA	NA	NA	NA	NA	NA	NA
METALS									
ANTIMONY, DISSOLVED	mg/l	NA	NA	NA	NA	NA	NA	NA	NA
ARSENIC, DISSOLVED	mg/l	NA	NA	NA	NA	NA	NA	NA	NA
BERYLLIUM, DISSOLVED	mg/l	NA	NA	NA	NA	NA	NA	NA	NA
CADMIUM, DISSOLVED	mg/l	NA	NA	NA	NA	NA	NA	NA	NA
CALCIUM, DISSOLVED	mg/l	NA	NA	NA	NA	NA	NA	NA	NA
CHROMIUM, DISSOLVED	mg/l	NA	NA	NA	NA	NA	NA	NA	NA

IBM POUGHKEEPSIE
Airport Monitoring Wells 1988 - 1989 Data Report
10/18/90

SAMPLE LOCATION		A-033-S	A-034-S	A-034-S	A-034-S	A-034-S	A-034-S	A-034-S	A-034-S
SAMPLE DESCRIPTION		GROUNDWATER							
SAMPLE DATE		07/19/89	02/05/88	02/15/88	02/23/88	02/26/88	03/10/88	04/19/88	05/26/88
LABORATORY SAMPLE I.D.		78093011	61777002	62034002	62241007	62376002	62739007	63949011	88GW0314
SAMPLE RUN NUMBER		01	01	01	01	01	01	01	01
SAMPLE COMMENT CODE			!	!					
PARAMETER	UNITS								
METALS (Continued)									
COPPER, DISSOLVED	mg/l	NA	NA	NA	NA	NA	NA	NA	NA
IRON, DISSOLVED	mg/l	NA	NA	NA	NA	NA	NA	NA	NA
LEAD, DISSOLVED	mg/l	NA	NA	NA	NA	NA	NA	NA	NA
MAGNESIUM, DISSOLVED	mg/l	NA	NA	NA	NA	NA	NA	NA	NA
MANGANESE, DISSOLVED	mg/l	NA	NA	NA	NA	NA	NA	NA	NA
MERCURY, DISSOLVED	mg/l	NA	NA	NA	NA	NA	NA	NA	NA
NICKEL, DISSOLVED	mg/l	NA	NA	NA	NA	NA	NA	NA	NA
POTASSIUM, DISSOLVED	mg/l	NA	NA	NA	NA	NA	NA	NA	NA
SELENIUM, DISSOLVED	mg/l	NA	NA	NA	NA	NA	NA	NA	NA
SILVER, DISSOLVED	mg/l	NA	NA	NA	NA	NA	NA	NA	NA
THALLIUM, DISSOLVED	mg/l	NA	NA	NA	NA	NA	NA	NA	NA
ZINC, DISSOLVED	mg/l	NA	NA	NA	NA	NA	NA	NA	NA
PETROLEUM PRODUCTS									
FUEL OIL #1	ul/l	ND@0.1	ND@0.1	ND@0.1	NA	<0.1	ND@0.1	<0.1	NA
FUEL OIL #2	ul/l	ND@0.1	0.7	0.2	NA	<0.1	ND@0.1	<0.1	ND@0.1
FUEL OIL #3	ul/l	ND@0.1	ND@0.1	ND@0.1	NA	<0.1	ND@0.1	<0.1	NA
FUEL OIL #4	ul/l	ND@0.1	ND@0.1	ND@0.1	NA	<0.1	ND@0.1	<0.1	ND@0.1
FUEL OIL #5	ul/l	ND@0.1	ND@0.1	ND@0.1	NA	<0.1	ND@0.1	<0.1	NA
FUEL OIL #6	ul/l	ND@0.1	ND@0.1	ND@0.1	NA	<0.1	ND@0.1	<0.1	ND@0.1
GASOLINE	ug/l	NA	NA	NA	NA	NA	NA	NA	NA
OIL & GREASE	ug/l	NA	NA	0.8 ^	NA	1.7 ^	ND@0.5 ^	3.8 ^	3 ^
TOTAL PETROLEUM HYDROCARBON	mg/l	NA	NA	NA	NA	NA	NA	NA	NA
VOLATILE ORGANICS									
1,1,1-TRICHLOROETHANE	ug/l	NA	NA	NA	<1.0	NA	NA	NA	NA
1,1,2,2-TETRACHLOROETHANE	ug/l	NA	NA	NA	<1.0	NA	NA	NA	NA
1,1,2-TRICHLORO-1,2,2-TRIFLUOROETHANE	ug/l	NA	NA	NA	<1.0	NA	NA	NA	NA
1,1,2-TRICHLOROETHANE	ug/l	NA	NA	NA	<1.0	NA	NA	NA	NA
1,1-DICHLOROETHANE	ug/l	NA	NA	NA	<1.0	NA	NA	NA	NA
1,1-DICHLOROETHYLENE	ug/l	NA	NA	NA	<1.0	NA	NA	NA	NA
1,2-DICHLOROETHANE	ug/l	NA	NA	NA	<1.0	NA	NA	NA	NA
1,2-DICHLOROPROPANE	ug/l	NA	NA	NA	<1.0	NA	NA	NA	NA
BENZENE	ug/l	NA	NA	NA	<1.0	NA	NA	NA	NA
BROMODICHLOROMETHANE	ug/l	NA	NA	NA	<1.0	NA	NA	NA	NA

IBM POUGHKEEPSIE
Airport Monitoring Wells 1988 - 1989 Data Report
10/18/90

SAMPLE LOCATION		A-033-S	A-034-S	A-034-S	A-034-S	A-034-S	A-034-S	A-034-S	A-034-S
SAMPLE DESCRIPTION		GROUNDWATER							
SAMPLE DATE		07/19/89	02/05/88	02/15/88	02/23/88	02/26/88	03/10/88	04/19/88	05/26/88
LABORATORY SAMPLE I.D.		78093011	61777002	62034002	62241007	62376002	62739007	63949011	88GW0314
SAMPLE RUN NUMBER		01	01	01	01	01	01	01	01
SAMPLE COMMENT CODE			!	!					
PARAMETER	UNITS								
VOLATILE ORGANICS (Continued)									
BROMOFORM	ug/l	NA	NA	NA	<1.0	NA	NA	NA	NA
BROMOMETHANE	ug/l	NA	NA	NA	<1.0	NA	NA	NA	NA
CARBON TETRACHLORIDE	ug/l	NA	NA	NA	<1.0	NA	NA	NA	NA
CHLOROBENZENE	ug/l	NA	NA	NA	<1.0	NA	NA	NA	NA
CHLORODIBROMOMETHANE	ug/l	NA	NA	NA	<1.0	NA	NA	NA	NA
CHLOROETHANE	ug/l	NA	NA	NA	<1.0	NA	NA	NA	NA
CHLOROFORM	ug/l	NA	NA	NA	<1.0	NA	NA	NA	NA
CHLOROMETHANE	ug/l	NA	NA	NA	<1.0	NA	NA	NA	NA
CIS-1,3-DICHLOROPROPYLENE	ug/l	NA	NA	NA	<1.0	NA	NA	NA	NA
DICHLORODIFLUOROMETHANE	ug/l	NA	NA	NA	NA	NA	NA	NA	NA
ETHYLBENZENE	ug/l	NA	NA	NA	<1.0	NA	NA	NA	NA
METHYLENE CHLORIDE	ug/l	NA	NA	NA	<1.0	NA	NA	NA	NA
TETRACHLOROETHYLENE	ug/l	NA	NA	NA	<1.0	NA	NA	NA	NA
TOLUENE	ug/l	NA	NA	NA	<1.0	NA	NA	NA	NA
TRANS-1,2-DICHLOROETHYLENE	ug/l	NA	NA	NA	<1.0	NA	NA	NA	NA
TRANS-1,3-DICHLOROPROPENE	ug/l	NA	NA	NA	<1.0	NA	NA	NA	NA
TRICHLOROETHYLENE	ug/l	NA	NA	NA	<1.0	NA	NA	NA	NA
TRICHLOROFLUOROMETHANE	ug/l	NA	NA	NA	<1.0	NA	NA	NA	NA
VINYL CHLORIDE	ug/l	NA	NA	NA	<1.0	NA	NA	NA	NA
XYLENE, TOTAL	ug/l	NA	NA	NA	<1.0	NA	NA	NA	NA

IBM POUGHKEEPSIE
Airport Monitoring Wells 1988 - 1989 Data Report
10/18/90

SAMPLE LOCATION		A-034-S	A-034-S	A-034-S	A-034-S	A-034-S	A-034-S	A-034-S	A-034-S	A-034-S
SAMPLE DESCRIPTION		GROUNDWATER	GROUNDWATER						GROUNDWATER	GROUNDWATER
SAMPLE DATE		06/13/88	07/12/88	08/16/88	09/13/88	10/21/88	11/11/88	12/06/88	01/16/89	02/15/89
LABORATORY SAMPLE I.D.		65496008	66403003	67540009	68445011	69723003	70428008	71038006	72131006	73180006
SAMPLE RUN NUMBER		01	01	01	01	01	01	01	01	01
SAMPLE COMMENT CODE										!
PARAMETER	UNITS									
BASE/NEUTRAL EXTRACTABLES										
1,2-DICBLOROBENZENE	ug/l	NA	NA	NA	NA	NA	NA	NA	NA	NA
1,3-DICHLOROBENZENE	ug/l	NA	NA	NA	NA	NA	NA	NA	NA	NA
1,4-DICHLOROBENZENE	ug/l	NA	NA	NA	NA	NA	NA	NA	NA	NA
2-CHLOROETHYLVINYL ETHER	ug/l	NA	NA	NA	NA	NA	NA	NA	NA	NA
INDICATOR PARAMETERS										
BIOCHEMICAL OXYGEN DEMAND	mg/l	NA	NA	NA	NA	NA	NA	NA	NA	NA
COLOR	PT-CO	NA	NA	NA	NA	NA	NA	NA	NA	NA
HARDNESS, TOTAL	mg/l	NA	NA	NA	NA	NA	NA	NA	NA	NA
ODOR		NA	NA	NA	NA	NA	NA	NA	NA	NA
PH	pH	5.79	5.33	6.50	6.10	5.97	6.47	6.10	5.99	6.03
SPECIFIC CONDUCTANCE	umhos/cm	351	215	320	601	1011	395	338	764	575
TEMPERATURE	C	NA	NA	NA	NA	NA	NA	NA	NA	NA
TOTAL DISSOLVED SOLIDS	mg/l	NA	NA	NA	NA	NA	NA	NA	NA	NA
TURBIDITY	tu	NA	NA	NA	NA	NA	NA	NA	NA	NA
INORGANICS										
ALKALINITY, TOTAL	mg/l	NA	NA	NA	NA	NA	NA	NA	NA	NA
AMMONIA, TOTAL	mg/l	NA	NA	NA	NA	NA	NA	NA	NA	NA
CHLORIDE	mg/l	NA	NA	NA	NA	NA	NA	NA	NA	NA
CYANIDE, DISSOLVED	mg/l	NA	NA	NA	NA	NA	NA	NA	NA	NA
NITRATE	mg/l	NA	NA	NA	NA	NA	NA	NA	NA	NA
SODIUM, DISSOLVED	mg/l	NA	NA	NA	NA	NA	NA	NA	NA	NA
SULFATE	mg/l	NA	NA	NA	NA	NA	NA	NA	NA	NA
METALS										
ANTIMONY, DISSOLVED	mg/l	NA	NA	NA	NA	NA	NA	NA	NA	NA
ARSENIC, DISSOLVED	mg/l	NA	NA	NA	NA	NA	NA	NA	NA	NA
BERYLLIUM, DISSOLVED	mg/l	NA	NA	NA	NA	NA	NA	NA	NA	NA
CADMIUM, DISSOLVED	mg/l	NA	NA	NA	NA	NA	NA	NA	NA	NA
CALCIUM, DISSOLVED	mg/l	NA	NA	NA	NA	NA	NA	NA	NA	NA
CHROMIUM, DISSOLVED	mg/l	NA	NA	NA	NA	NA	NA	NA	NA	NA

IBM POUGHKEEPSIE
Airport Monitoring Wells 1988 - 1989 Data Report
10/18/90

SAMPLE LOCATION		A-034-S	A-034-S	A-034-S	A-034-S	A-034-S	A-034-S	A-034-S	A-034-S	A-034-S
SAMPLE DESCRIPTION		GROUNDWATER	GROUNDWATER						GROUNDWATER	GROUNDWATER
SAMPLE DATE		06/13/88	07/12/88	08/16/88	09/13/88	10/21/88	11/11/88	12/06/88	01/16/89	02/15/89
LABORATORY SAMPLE I.D.		65496008	66403003	67540009	68445011	69723003	70428008	71038006	72131006	73180006
SAMPLE RUN NUMBER		01	01	01	01	01	01	01	01	01
SAMPLE COMMENT CODE										!
PARAMETER	UNITS									
METALS (Continued)										
COPPER, DISSOLVED	mg/l	NA	NA	NA	NA	NA	NA	NA	NA	NA
IRON, DISSOLVED	mg/l	NA	NA	NA	NA	NA	NA	NA	NA	NA
LEAD, DISSOLVED	mg/l	NA	NA	NA	NA	NA	NA	NA	NA	NA
MAGNESIUM, DISSOLVED	mg/l	NA	NA	NA	NA	NA	NA	NA	NA	NA
MANGANESE, DISSOLVED	mg/l	NA	NA	NA	NA	NA	NA	NA	NA	NA
MERCURY, DISSOLVED	mg/l	NA	NA	NA	NA	NA	NA	NA	NA	NA
NICKEL, DISSOLVED	mg/l	NA	NA	NA	NA	NA	NA	NA	NA	NA
POTASSIUM, DISSOLVED	mg/l	NA	NA	NA	NA	NA	NA	NA	NA	NA
SELENIUM, DISSOLVED	mg/l	NA	NA	NA	NA	NA	NA	NA	NA	NA
SILVER, DISSOLVED	mg/l	NA	NA	NA	NA	NA	NA	NA	NA	NA
THALLIUM, DISSOLVED	mg/l	NA	NA	NA	NA	NA	NA	NA	NA	NA
ZINC, DISSOLVED	mg/l	NA	NA	NA	NA	NA	NA	NA	NA	NA
PETROLEUM PRODUCTS										
FUEL OIL #1	ul/l	<0.1	ND@0.1	ND@0.1	ND@0.1	ND@0.1	ND@0.1	ND@0.1	ND@0.1	ND@0.1
FUEL OIL #2	ul/l	0.2	ND@0.1	ND@0.1	ND@0.1	ND@0.1	ND@0.1	ND@0.1	ND@0.1	ND@0.1
FUEL OIL #3	ul/l	<0.1	ND@0.1	ND@0.1	ND@0.1	ND@0.1	ND@0.1	ND@0.1	ND@0.1	ND@0.1
FUEL OIL #4	ul/l	<0.1	ND@0.1	ND@0.1	ND@0.1	ND@0.1	ND@0.1	ND@0.1	ND@0.1	ND@0.1
FUEL OIL #5	ul/l	<0.1	ND@0.1	ND@0.1	ND@0.1	ND@0.1	ND@0.1	ND@0.1	ND@0.1	ND@0.1
FUEL OIL #6	ul/l	<0.1	ND@0.1	ND@0.1	ND@0.1	ND@0.1	ND@0.1	ND@0.1	ND@0.1	ND@0.1
GASOLINE	ug/l	NA	NA	NA	NA	NA	NA	NA	NA	NA
OIL & GREASE	ug/l	5.8 ^	3.0 ^	1.0 ^	3.6 ^	1.4 ^	2.8 ^	1.1 ^	1.5 ^	1.5 ^
TOTAL PETROLEUM HYDROCARBON	mg/l	NA	NA	NA	NA	NA	NA	NA	NA	NA
VOLATILE ORGANICS										
1,1,1-TRICHLOROETHANE	ug/l	NA	NA	NA	NA	NA	NA	NA	NA	NA
1,1,2,2-TETRACHLOROETHANE	ug/l	NA	NA	NA	NA	NA	NA	NA	NA	NA
1,1,2-TRICHLORO-1,2,2-TRIFLUOROETHANE	ug/l	NA	NA	NA	NA	NA	NA	NA	NA	NA
1,1,2-TRICHLOROETHANE	ug/l	NA	NA	NA	NA	NA	NA	NA	NA	NA
1,1-DICHLOROETHANE	ug/l	NA	NA	NA	NA	NA	NA	NA	NA	NA
1,1-DICHLOROETHYLENE	ug/l	NA	NA	NA	NA	NA	NA	NA	NA	NA
1,2-DICHLOROETHANE	ug/l	NA	NA	NA	NA	NA	NA	NA	NA	NA
1,2-DICHLOROPROPANE	ug/l	NA	NA	NA	NA	NA	NA	NA	NA	NA
BENZENE	ug/l	NA	NA	NA	NA	NA	NA	NA	NA	NA
BROMODICHLOROMETHANE	ug/l	NA	NA	NA	NA	NA	NA	NA	NA	NA

IBM POUGHKEEPSIE
Airport Monitoring Wells 1988 - 1989 Data Report
10/18/90

SAMPLE LOCATION		A-034-S	A-034-S	A-034-S	A-034-S	A-034-S	A-034-S	A-034-S	A-034-S	A-034-S
SAMPLE DESCRIPTION		GROUNDWATER	GROUNDWATER						GROUNDWATER	GROUNDWATER
SAMPLE DATE		06/13/88	07/12/88	08/16/88	09/13/88	10/21/88	11/11/88	12/06/88	01/16/89	02/15/89
LABORATORY SAMPLE I.D.		65496008	66403003	67540009	68445011	69723003	70428008	71038006	72131006	73180006
SAMPLE RUN NUMBER		01	01	01	01	01	01	01	01	01
SAMPLE COMMENT CODE										!
PARAMETER	UNITS									
VOLATILE ORGANICS (Continued)										
BROMOFORM	ug/l	NA	NA	NA	NA	NA	NA	NA	NA	NA
BROMOMETHANE	ug/l	NA	NA	NA	NA	NA	NA	NA	NA	NA
CARBON TETRACHLORIDE	ug/l	NA	NA	NA	NA	NA	NA	NA	NA	NA
CHLOROBENZENE	ug/l	NA	NA	NA	NA	NA	NA	NA	NA	NA
CHLORODIBROMOMETHANE	ug/l	NA	NA	NA	NA	NA	NA	NA	NA	NA
CHLOROETHANE	ug/l	NA	NA	NA	NA	NA	NA	NA	NA	NA
CHLOROFORM	ug/l	NA	NA	NA	NA	NA	NA	NA	NA	NA
CHLOROMETHANE	ug/l	NA	NA	NA	NA	NA	NA	NA	NA	NA
CIS-1,3-DICHLOROPROPYLENE	ug/l	NA	NA	NA	NA	NA	NA	NA	NA	NA
DICHLORODIFLUOROMETHANE	ug/l	NA	NA	NA	NA	NA	NA	NA	NA	NA
ETHYLBENZENE	ug/l	NA	NA	NA	NA	NA	NA	NA	NA	NA
METHYLENE CHLORIDE	ug/l	NA	NA	NA	NA	NA	NA	NA	NA	NA
TETRACHLOROETHYLENE	ug/l	NA	NA	NA	NA	NA	NA	NA	NA	NA
TOLUENE	ug/l	NA	NA	NA	NA	NA	NA	NA	NA	NA
TRANS-1,2-DICHLOROETHYLENE	ug/l	NA	NA	NA	NA	NA	NA	NA	NA	NA
TRANS-1,3-DICHLOROPROPENE	ug/l	NA	NA	NA	NA	NA	NA	NA	NA	NA
TRICHLOROETHYLENE	ug/l	NA	NA	NA	NA	NA	NA	NA	NA	NA
TRICHLOROFLUOROMETHANE	ug/l	NA	NA	NA	NA	NA	NA	NA	NA	NA
VINYL CHLORIDE	ug/l	NA	NA	NA	NA	NA	NA	NA	NA	NA
XYLENE, TOTAL	ug/l	NA	NA	NA	NA	NA	NA	NA	NA	NA

IBM POUGHKEEPSIE
Airport Monitoring Wells 1988 - 1989 Data Report
10/18/90

SAMPLE LOCATION		A-034-S	A-034-S	A-034-S	A-034-S	A-034-S	A-034-S	A-035-S	A-035-S
SAMPLE DESCRIPTION		GROUNDWATER	GROUNDWATER	GROUNDWATER	GROUNDWATER	GROUNDWATER	GROUNDWATER		
SAMPLE DATE		03/23/89	04/21/89	05/26/89	07/19/89	07/27/89	10/16/89	02/05/88	02/23/88
LABORATORY SAMPLE I.D.		74237008	75195004	76316002	78093012	78320003	80971-003	61777003	62241008
SAMPLE RUN NUMBER		01	01	01	01	01	01	01	01
SAMPLE COMMENT CODE		!			!			!	
PARAMETER	UNITS								
BASE/NEUTRAL EXTRACTABLES									
1,2-DICHLOROBENZENE	ug/l	ND@1.0	ND@1.0	ND@1.0	NA	ND@5.0	ND@1.0	NA	<1.0
1,3-DICHLOROBENZENE	ug/l	ND@1.0	ND@1.0	ND@1.0	NA	ND@5.0	ND@1.0	NA	<1.0
1,4-DICHLOROBENZENE	ug/l	ND@1.0	ND@1.0	ND@1.0	NA	ND@5.0	ND@1.0	NA	<1.0
2-CHLOROETHYLVINYL ETHER	ug/l	ND@1.0	ND@1.0	ND@1.0	NA	ND@5.0	ND@1.0	NA	<1.0
INDICATOR PARAMETERS									
BIOCHEMICAL OXYGEN DEMAND	mg/l	NA	NA	NA	NA	NA	NA	NA	NA
COLOR	PT-CO	NA	NA	NA	NA	NA	NA	NA	NA
HARDNESS, TOTAL	mg/l	NA	NA	NA	NA	NA	NA	NA	NA
ODOR		NA	NA	NA	NA	NA	NA	NA	NA
PH	pH	7.34	6.86	7.14	6.03	NA	NA	5.96	NA
SPECIFIC CONDUCTANCE	umhos/cm	353	399	313	277	NA	NA	215	NA
TEMPERATURE	C	NA	NA	NA	NA	NA	NA	5.3	NA
TOTAL DISSOLVED SOLIDS	mg/l	NA	NA	NA	NA	NA	NA	NA	NA
TURBIDITY	tu	NA	NA	NA	NA	NA	NA	NA	NA
INORGANICS									
ALKALINITY, TOTAL	mg/l	NA	NA	NA	NA	NA	NA	NA	NA
AMMONIA, TOTAL	mg/l	NA	NA	NA	NA	NA*	NA	NA	NA
CHLORIDE	mg/l	NA	NA	NA	NA	NA	NA	NA	NA
CYANIDE, DISSOLVED	mg/l	NA	NA	NA	NA	NA	NA	NA	NA
NITRATE	mg/l	NA	NA	NA	NA	NA	NA	NA	NA
SODIUM, DISSOLVED	mg/l	NA	NA	NA	NA	NA	NA	NA	NA
SULFATE	mg/l	NA	NA	NA	NA	NA	NA	NA	NA
METALS									
ANTIMONY, DISSOLVED	mg/l	NA	NA	NA	NA	NA	NA	NA	NA
ARSENIC, DISSOLVED	mg/l	NA	NA	NA	NA	NA	NA	NA	NA
BERYLLIUM, DISSOLVED	mg/l	NA	NA	NA	NA	NA	NA	NA	NA
CADMIUM, DISSOLVED	mg/l	NA	NA	NA	NA	NA	NA	NA	NA
CALCIUM, DISSOLVED	mg/l	NA	NA	NA	NA	NA	NA	NA	NA
CHROMIUM, DISSOLVED	mg/l	NA	NA	NA	NA	NA	NA	NA	NA

IBM POUGHKEEPSIE
Airport Monitoring Wells 1988 - 1989 Data Report
10/18/90

SAMPLE LOCATION		A-034-S	A-034-S	A-034-S	A-034-S	A-034-S	A-034-S	A-035-S	A-035-S
SAMPLE DESCRIPTION		GROUNDWATER	GROUNDWATER	GROUNDWATER	GROUNDWATER	GROUNDWATER	GROUNDWATER		
SAMPLE DATE		03/23/89	04/21/89	05/26/89	07/19/89	07/27/89	10/16/89	02/05/88	02/23/88
LABORATORY SAMPLE I.D.		74237008	75195004	76316002	78093012	78320003	80971-003	61777003	62241008
SAMPLE RUN NUMBER		01	01	01	01	01	01	01	01
SAMPLE COMMENT CODE		!			!			!	
PARAMETER	UNITS								
METALS (Continued)									
COPPER, DISSOLVED	mg/l	NA	NA	NA	NA	NA	NA	NA	NA
IRON, DISSOLVED	mg/l	NA	NA	NA	NA	NA	NA	NA	NA
LEAD, DISSOLVED	mg/l	NA	NA	NA	NA	NA	NA	NA	NA
MAGNESIUM, DISSOLVED	mg/l	NA	NA	NA	NA	NA	NA	NA	NA
MANGANESE, DISSOLVED	mg/l	NA	NA	NA	NA	NA	NA	NA	NA
MERCURY, DISSOLVED	mg/l	NA	NA	NA	NA	NA	NA	NA	NA
NICKEL, DISSOLVED	mg/l	NA	NA	NA	NA	NA	NA	NA	NA
POTASSIUM, DISSOLVED	mg/l	NA	NA	NA	NA	NA	NA	NA	NA
SELENIUM, DISSOLVED	mg/l	NA	NA	NA	NA	NA	NA	NA	NA
SILVER, DISSOLVED	mg/l	NA	NA	NA	NA	NA	NA	NA	NA
THALLIUM, DISSOLVED	mg/l	NA	NA	NA	NA	NA	NA	NA	NA
ZINC, DISSOLVED	mg/l	NA	NA	NA	NA	NA	NA	NA	NA
PETROLEUM PRODUCTS									
FUEL OIL #1	ul/l	NA	NA	NA	ND@0.1	NA	NA	1.1	NA
FUEL OIL #2	ul/l	NA	NA	NA	ND@0.1	NA	NA	ND@0.I	NA
FUEL OIL #3	ul/l	NA	NA	NA	ND@0.1	NA	NA	ND@0.1	NA
FUEL OIL #4	ul/l	NA	NA	NA	ND@0.1	NA	NA	ND@0.1	NA
FUEL OIL #5	ul/l	NA	NA	NA	ND@0.1	NA	NA	ND@0.1	NA
FUEL OIL #6	ul/l	NA	NA	NA	ND@0.1	NA	NA	ND@0.1	NA
GASOLINE	ug/l	NA	NA	NA	NA	NA	NA	NA	NA
OIL & GREASE	ug/l	NA	NA	NA	NA	NA	NA	3.3	NA
TOTAL PETROLEUM HYDROCARBON	mg/l	NA	NA	NA	NA	NA	NA	NA	NA
VOLATILE ORGANICS									
1,1,1-TRICHLOROETHANE	ug/l	ND@1.0	15	98	NA	42	1.9	NA	<1.0
1,1,2,2-TETRACHLOROETHANE	ug/l	ND@1.0	ND@1.0	ND@1.0	NA	ND@5.0	ND@1.0	NA	<1.0
1,1,2-TRICHLORO-1,2,2-TRIFLUOROETHANE	ug/l	NA	NA	NA	NA	NA	NA	NA	<1.0
1,1,2-TRICHLOROETHANE	ug/l	ND@1.0	ND@1.0	ND@1.0	NA	ND@5.0	ND@1.0	NA	<1.0
1,1-DICHLOROETHANE	ug/l	3.4	17	15	NA	11	5.8	NA	<1.0
1,1-DICHLOROETHYLENE	ug/l	ND@1.0	ND@1.0	ND@1.0	NA	ND@5.0	ND@1.0	NA	<1.0
1,2-DICHLOROETHANE	ug/l	ND@1.0	ND@1.0	ND@1.0	NA	ND@5.0	ND@1.0	NA	<1.0
1,2-DICHLOROPROPANE	ug/l	ND@1.0	ND@1.0	ND@1.0	NA	ND@5.0	ND@1.0	NA	<1.0
BENZENE	ug/l	ND@1.0	ND@1.0	ND@1.0	NA	ND@5.0	ND@1.0	NA	<1.0
BROMODICHLOROMETHANE	ug/l	ND@1.0	ND@1.0	ND@1.0	NA	ND@5.0	ND@1.0	NA	<1.0

IBM POUGHKEEPSIE
Airport Monitoring Wells 1988 - 1989 Data Report
10/18/90

SAMPLE LOCATION		A-034-S	A-034-S	A-034-S	A-034-S	A-034-S	A-034-S	A-035-S	A-035-S
SAMPLE DESCRIPTION		GROUNDWATER	GROUNDWATER	GROUNDWATER	GROUNDWATER	GROUNDWATER	GROUNDWATER		
SAMPLE DATE		03/23/89	04/21/89	05/26/89	07/19/89	07/27/89	10/16/89	02/05/88	02/23/88
LABORATORY SAMPLE I.D.		74237008	75195004	76316002	78093012	78320003	80971-003	61777003	62241008
SAMPLE RUN NUMBER		01	01	01	01	01	01	01	01
SAMPLE COMMENT CODE		!			!			!	
PARAMETER	UNITS								
VOLATILE ORGANICS (Continued)									
BROMOFORM	ug/l	ND@1.0	ND@1.0	ND@1.0	NA	ND@5.0	ND@1.0	NA	<1.0
BROMOMETHANE	ug/l	ND@1.0	ND@1.0	ND@1.0	NA	ND@10	ND@1.0	NA	<1.0
CARBON TETRACHLORIDE	ug/l	ND@1.0	ND@1.0	ND@1.0	NA	ND@5.0	ND@1.0	NA	<1.0
CHLOROBENZENE	ug/l	ND@1.0	ND@1.0	ND@1.0	NA	ND@5.0	ND@1.0	NA	<1.0
CHLORODIBROMOMETHANE	ug/l	ND@1.0	ND@1.0	ND@1.0	NA	ND@5.0	ND@1.0	NA	<1.0
CHLOROETHANE	ug/l	ND@1.0	ND@1.0	ND@1.0	NA	ND@10	ND@1.0	NA	<1.0
CHLOROFORM	ug/l	ND@1.0	ND@1.0	ND@1.0	NA	ND@5.0	ND@1.0	NA	<1.0
CHLOROMETHANE	ug/l	ND@1.0	ND@1.0	ND@1.0	NA	ND@10	ND@1.0	NA	<1.0
CIS-1,3-DICHLOROPROPYLENE	ug/l	ND@1.0	ND@1.0	ND@1.0	NA	ND@5.0	ND@1.0	NA	<1.0
DICHLORODIFLUOROMETHANE	ug/l	ND@1.0	ND@1.0	ND@1.0	NA	NA	ND@1.0	NA	NA
ETHYLBENZENE	ug/l	ND@1.0	ND@1.0	ND@1.0	NA	ND@5.0	ND@1.0	NA	2.0
METHYLENE CHLORIDE	ug/l	ND@1.0	ND@1.0	ND@1.0	NA	ND@10	ND@1.0	NA	<1.0
TETRACHLOROETHYLENE	ug/l	ND@1.0	ND@1.0	ND@1.0	NA	ND@5.0	ND@1.0	NA	<1.0
TOLUENE	ug/l	ND@1.0	ND@1.0	ND@1.0	NA	ND@5.0	ND@1.0	NA	<1.0
TRANS-1,2-DICHLOROETHYLENE	ug/l	ND@1.0	ND@1.0	ND@1.0	NA	ND@5.0	ND@1.0	NA	<1.0
TRANS-1,3-DICHLOROPROPENE	ug/l	ND@1.0	ND@1.0	ND@1.0	NA	ND@5.0	ND@1.0	NA	<1.0
TRICHLOROETHYLENE	ug/l	ND@1.0	ND@1.0	ND@1.0	NA	ND@5.0	ND@1.0	NA	<1.0
TRICHLOROFLUOROMETHANE	ug/l	ND@1.0	ND@1.0	ND@1.0	NA	ND@5.0	ND@1.0	NA	<1.0
VINYL CHLORIDE	ug/l	ND@1.0	ND@1.0	ND@1.0	NA	ND@10	ND@1.0	NA	<1.0
XYLENE, TOTAL	ug/l	NA	NA	NA	NA	NA	NA	NA	1.1

IBM POUGHKEEPSIE
Airport Monitoring Wells 1988 - 1989 Data Report
10/18/90

SAMPLE LOCATION		A-035-S	A-035-S	A-035-S	A-035-S	A-035-S	A-035-S	A-035-S	A-036-S
SAMPLE DESCRIPTION						GROUNDWATER			
SAMPLE DATE		02/26/88	03/10/88	04/19/88	05/26/88	06/13/88	07/19/88	08/16/88	02/03/88
LABORATORY SAMPLE I.D.		62376003	62739008	63949012	88GW0315	65496007	66637003	67540007	61705002
SAMPLE RUN NUMBER		01	01	01	01	01	01	01	01
SAMPLE COMMENT CODE									!
PARAMETER	UNITS								
BASE/NEUTRAL EXTRACTABLES									
1,2-DICHLOROBENZENE	ug/l	NA	NA	NA	NA	NA	NA	NA	NA
1,3-DICHLOROBENZENE	ug/l	NA	NA	NA	NA	NA	NA	NA	NA
1,4-DICHLOROBENZENE	ug/l	NA	NA	NA	NA	NA	NA	NA	NA
2-CHLOROETHYLVINYL ETHER	ug/l	NA	NA	NA	NA	NA	NA	NA	NA
INDICATOR PARAMETERS									
BIOCHEMICAL OXYGEN DEMAND	mg/l	NA	NA	NA	NA	NA	NA	NA	NA
COLOR	PT-CO	NA	NA	NA	NA	NA	NA	NA	NA
HARDNESS, TOTAL	mg/l	NA	NA	NA	NA	NA	NA	NA	NA
ODOR		NA	NA	NA	NA	NA	NA	NA	NA
PH	pH	5.95	6.49	5.96	6.39	6.10	6.02	6.35	NA
SPECIFIC CONDUCTANCE	umhos/cm	220	248	983	589	424	590	489	741
TEMPERATURE	C	NA	NA	NA	NA	NA	NA	NA	NA
TOTAL DISSOLVED SOLIDS	mg/l	NA	NA	NA	NA	NA	NA	NA	NA
TURBIDITY	tu	NA	NA	NA	NA	NA	NA	NA	NA
INORGANICS									
ALKALINITY, TOTAL	mg/l	NA	NA	NA	NA	NA	NA	NA	NA
AMMONIA, TOTAL	mg/l	NA	NA	NA	NA	NA	NA	NA	NA
CHLORIDE	mg/l	NA	NA	NA	NA	NA	NA	NA	NA
CYANIDE, DISSOLVED	mg/l	NA	NA	NA	NA	NA	NA	NA	NA
NITRATE	mg/l	NA	NA	NA	NA	NA	NA	NA	NA
SODIUM, DISSOLVED	mg/l	NA	NA	NA	NA	NA	NA	NA	NA
SULFATE	mg/l	NA	NA	NA	NA	NA	NA	NA	NA
METALS									
ANTIMONY, DISSOLVED	mg/l	NA	NA	NA	NA	NA	NA	NA	NA
ARSENIC, DISSOLVED	mg/l	NA	NA	NA	NA	NA	NA	NA	NA
BERYLLIUM, DISSOLVED	mg/l	NA	NA	NA	NA	NA	NA	NA	NA
CADMIUM, DISSOLVED	mg/l	NA	NA	NA	NA	NA	NA	NA	NA
CALCIUM, DISSOLVED	mg/l	NA	NA	NA	NA	NA	NA	NA	NA
CHROMIUM, DISSOLVED	mg/l	NA	NA	NA	NA	NA	NA	NA	NA

IBM POUGHKEEPSIE
Airport Monitoring Wells 1988 - 1989 Data Report
10/18/90

SAMPLE LOCATION		A-035-S	A-035-S	A-035-S	A-035-S	A-035-S	A-035-S	A-035-S	A-036-S
SAMPLE DESCRIPTION						GROUNDWATER			
SAMPLE DATE		02/26/88	03/10/88	04/19/88	05/26/88	06/13/88	07/19/88	08/16/88	02/03/88
LABORATORY SAMPLE I.D.		62376003	62739008	63949012	88GW0315	65496007	66637003	67540007	61705002
SAMPLE RUN NUMBER		01	01	01	01	01	01	01	01
SAMPLE COMMENT CODE									!
PARAMETER	UNITS								
METALS (Continued)									
COPPER, DISSOLVED	mg/l	NA	NA	NA	NA	NA	NA	NA	NA
IRON, DISSOLVED	mg/l	NA	NA	NA	NA	NA	NA	NA	NA
LEAD, DISSOLVED	mg/l	NA	NA	NA	NA	NA	NA	NA	NA
MAGNESIUM, DISSOLVED	mg/l	NA	NA	NA	NA	NA	NA	NA	NA
MANGANESE, DISSOLVED	mg/l	NA	NA	NA	NA	NA	NA	NA	NA
MERCURY, DISSOLVED	mg/l	NA	NA	NA	NA	NA	NA	NA	NA
NICKEL, DISSOLVED	mg/l	NA	NA	NA	NA	NA	NA	NA	NA
POTASSIUM, DISSOLVED	mg/l	NA	NA	NA	NA	NA	NA	NA	NA
SELENIUM, DISSOLVED	mg/l	NA	NA	NA	NA	NA	NA	NA	NA
SILVER, DISSOLVED	mg/l	NA	NA	NA	NA	NA	NA	NA	NA
THALLIUM, DISSOLVED	mg/l	NA	NA	NA	NA	NA	NA	NA	NA
ZINC, DISSOLVED	mg/l	NA	NA	NA	NA	NA	NA	NA	NA
PETROLEUM PRODUCTS									
FUEL OIL #1	ul/l	<0.1	ND@0.1	<0.1	NA	<0.1	ND@0.5	ND@0.1	ND@0.1
FUEL OIL #2	ul/l	<0.1	ND@0.1	0.6	ND@0.1	<0.1	ND@0.5	ND@0.1	55
FUEL OIL #3	ul/l	<0.1	ND@0.1	<0.1	NA	<0.1	ND@0.5	ND@0.1	ND@0.1
FUEL OIL #4	ul/l	0.5	2.6	<0.1	ND@0.1	1.6	3.1	ND@0.1	ND@0.1
FUEL OIL #5	ul/l	<0.1	ND@0.1	<0.1	NA	<0.1	ND@0.5	ND@0.1	ND@0.1
FUEL OIL #6	ul/l	<0.1	ND@0.1	<0.1	ND@0.1	<0.1	ND@0.5	ND@0.1	ND@0.1
GASOLINE	ug/l	NA	NA	NA	NA	NA	NA	NA	NA
OIL & GREASE	ug/l	2.5 ^	1.0 ^	1.9 ^	2 ^	2.1 ^	1.6 ^	2.0 ^	12 ^
TOTAL PETROLEUM HYDROCARBON	mg/l	NA	NA	NA	NA	NA	NA	NA	NA
VOLATILE ORGANICS									
1,1,1-TRICHLOROETHANE	ug/l	NA	NA	NA	NA	NA	NA	NA	NA
1,1,2,2-TETRACHLOROETHANE	ug/l	NA	NA	NA	NA	NA	NA	NA	NA
1,1,2-TRICHLORO-1,2,2-TRIFLUOROETHANE	ug/l	NA	NA	NA	NA	NA	NA	NA	NA
1,1,2-TRICHLOROETHANE	ug/l	NA	NA	NA	NA	NA	NA	NA	NA
1,1-DICHLOROETHANE	ug/l	NA	NA	NA	NA	NA	NA	NA	NA
1,1-DICHLOROETHYLENE	ug/l	NA	NA	NA	NA	NA	NA	NA	NA
1,2-DICHLOROETHANE	ug/l	NA	NA	NA	NA	NA	NA	NA	NA
1,2-DICHLOROPROPANE	ug/l	NA	NA	NA	NA	NA	NA	NA	NA
BENZENE	ug/l	NA	NA	NA	NA	NA	NA	NA	NA
BROMODICHLOROMETHANE	ug/l	NA	NA	NA	NA	NA	NA	NA	NA

IBM POUGHKEEPSIE
Airport Monitoring Wells 1988 - 1989 Data Report
10/18/90

SAMPLE LOCATION		A-035-S	A-035-S	A-035-S	A-035-S	A-035-S	A-035-S	A-035-S	A-036-S
SAMPLE DESCRIPTION						GROUNDWATER			
SAMPLE DATE		02/26/88	03/10/88	04/19/88	05/26/88	06/13/88	07/19/88	08/16/88	02/03/88
LABORATORY SAMPLE I.D.		62376003	62739008	63949012	88GW0315	65496007	66637003	67540007	61705002
SAMPLE RUN NUMBER		01	01	01	01	01	01	01	01
SAMPLE COMMENT CODE									!
PARAMETER	UNITS								
VOLATILE ORGANICS (Continued)									
BROMOFORM	ug/l	NA	NA	NA	NA	NA	NA	NA	NA
BROMOMETHANE	ug/l	NA	NA	NA	NA	NA	NA	NA	NA
CARBON TETRACHLORIDE	ug/l	NA	NA	NA	NA	NA	NA	NA	NA
CHLOROBENZENE	ug/l	NA	NA	NA	NA	NA	NA	NA	NA
CHLORODIBROMOMETHANE	ug/l	NA	NA	NA	NA	NA	NA	NA	NA
CHLOROETHANE	ug/l	NA	NA	NA	NA	NA	NA	NA	NA
CHLOROFORM	ug/l	NA	NA	NA	NA	NA	NA	NA	NA
CHLOROMETHANE	ug/l	NA	NA	NA	NA	NA	NA	NA	NA
CIS-1,3-DICHLOROPROPYLENE	ug/l	NA	NA	NA	NA	NA	NA	NA	NA
DICHLORODIFLUOROMETHANE	ug/l	NA	NA	NA	NA	NA	NA	NA	NA
ETHYLBENZENE	ug/l	NA	NA	NA	NA	NA	NA	NA	NA
METHYLENE CHLORIDE	ug/l	NA	NA	NA	NA	NA	NA	NA	NA
TETRACHLOROETHYLENE	ug/l	NA	NA	NA	NA	NA	NA	NA	NA
TOLUENE	ug/l	NA	NA	NA	NA	NA	NA	NA	NA
TRANS-1,2-DICHLOROETHYLENE	ug/l	NA	NA	NA	NA	NA	NA	NA	NA
TRANS-1,3-DICHLOROPROPENE	ug/l	NA	NA	NA	NA	NA	NA	NA	NA
TRICHLOROETHYLENE	ug/l	NA	NA	NA	NA	NA	NA	NA	NA
TRICHLOROFLUOROMETHANE	ug/l	NA	NA	NA	NA	NA	NA	NA	NA
VINYL CHLORIDE	ug/l	NA	NA	NA	NA	NA	NA	NA	NA
XYLENE, TOTAL	ug/l	NA	NA	NA	NA	NA	NA	NA	NA

IBM POUGHKEEPSIE

Airport Monitoring Wells 1988 - 1989 Data Report

10/18/90

SAMPLE LOCATION		A-036-S	A-036-S	A-036-S	A-036-S	A-036-S	A-036-S	A-036-S	A-036-S	A-036-S
SAMPLE DESCRIPTION								GROUNDWATER		
SAMPLE DATE		02/18/88	02/23/88	02/25/88	03/10/88	04/19/88	05/26/88	06/13/88	07/19/88	07/29/88
LABORATORY SAMPLE I.D.		62129006	62241009	62332004	62739009	63949006	88GE0316	65496005	66637004	66977002
SAMPLE RUN NUMBER		01	01	01	01	01	01	01	01	01
SAMPLE COMMENT CODE										
PARAMETER	UNITS									
BASE/NEUTRAL EXTRACTABLES										
1,2-DICHLOROBENZENE	ug/l	<1.0	<1.0	NA	NA	NA	NA	NA	NA	ND@5.0
1,3-DICHLOROBENZENE	ug/l	<1.0	<1.0	NA	NA	NA	NA	NA	NA	ND@5.0
1,4-DICHLOROBENZENE	ug/l	<1.0	<1.0	NA	NA	NA	NA	NA	NA	19
2-CHLOROETHYLVINYL ETHER	ug/l	<1.0	<1.0	NA	NA	NA	NA	NA	NA	ND@5.0
INDICATOR PARAMETERS										
BIOCHEMICAL OXYGEN DEMAND	mg/l	<3.0	NA	NA	NA	NA	NA	NA	NA	NA
COLOR	PT-CO	10	NA	NA	NA	NA	NA	NA	NA	NA
HARDNESS, TOTAL	mg/l	210	NA	NA	NA	NA	NA	NA	NA	NA
ODOR		3	NA	NA	NA	NA	NA	NA	NA	NA
PH	pH	5.96	NA	6.27	6.75	6.63	5.97	6.07	6.05	5.97
SPECIFIC CONDUCTANCE	umhos/cm	967	NA	765	513	1382	831	1801	1007	2175
TEMPERATURE	C	NA	NA	NA	NA	NA	NA	NA	NA	NA
TOTAL DISSOLVED SOLIDS	mg/l	NA	NA	NA	NA	NA	NA	NA	NA	NA
TURBIDITY	tu	2.7	NA	NA	NA	NA	NA	NA	NA	NA
INORGANICS										
ALKALINITY, TOTAL	mg/l	83	NA	NA	NA	NA	NA	NA	NA	NA
AMMONIA, TOTAL	mg/l	2.7	NA	NA	NA	NA	NA	NA	NA	NA
CHLORIDE	mg/l	68	NA	NA	NA	NA	NA	NA	NA	NA
CYANIDE, DISSOLVED	mg/l	NA	NA	NA	NA	NA	NA	NA	NA	NA
NITRATE	mg/l	NA	NA	NA	NA	NA	NA	NA	NA	NA
SODIUM, DISSOLVED	mg/l	NA	NA	NA	NA	NA	NA	NA	NA	NA
SULFATE	mg/l	27	NA	NA	NA	NA	NA	NA	NA	NA
METALS										
ANTIMONY, DISSOLVED	mg/l	NA	NA	NA	NA	NA	NA	NA	NA	NA
ARSENIC, DISSOLVED	mg/l	<0.005	NA	NA	NA	NA	NA	NA	NA	NA
BERYLLIUM, DISSOLVED	mg/l	NA	NA	NA	NA	NA	NA	NA	NA	NA
CADMIUM, DISSOLVED	mg/l	NA	NA	NA	NA	NA	NA	NA	NA	NA
CALCIUM, DISSOLVED	mg/l	NA	NA	NA	NA	NA	NA	NA	NA	NA
CHROMIUM, DISSOLVED	mg/l	NA	NA	NA	NA	NA	NA	NA	NA	NA

IBM POUGHKEEPSIE
Airport Monitoring Wells 1988 - 1989 Data Report
10/18/90

SAMPLE LOCATION		A-036-S	A-036-S	A-036-S	A-036-S	A-036-S	A-036-S	A-036-S	A-036-S	A-036-S
SAMPLE DESCRIPTION								GROUNDWATER		
SAMPLE DATE		02/18/88	02/23/88	02/25/88	03/10/88	04/19/88	05/26/88	06/13/88	07/19/88	07/29/88
LABORATORY SAMPLE I.D.		62129006	62241009	62332004	62739009	63949006	88GE0316	65496005	66637004	66977002
SAMPLE RUN NUMBER		01	01	01	01	01	01	01	01	01
SAMPLE COMMENT CODE										
PARAMETER	UNITS									
METALS (Continued)										
COPPER, DISSOLVED	mg/l	NA	NA	NA	NA	NA	NA	NA	NA	NA
IRON, DISSOLVED	mg/l	0.20	NA	NA	NA	NA	NA	NA	NA	NA
LEAD, DISSOLVED	mg/l	0.07	NA	NA	NA	NA	NA	NA	NA	NA
MAGNESIUM, DISSOLVED	mg/l	NA	NA	NA	NA	NA	NA	NA	NA	NA
MANGANESE, DISSOLVED	mg/l	13	NA	NA	NA	NA	NA	NA	NA	NA
MERCURY, DISSOLVED	mg/l	NA	NA	NA	NA	NA	NA	NA	NA	NA
NICKEL, DISSOLVED	mg/l	NA	NA	NA	NA	NA	NA	NA	NA	NA
POTASSIUM, DISSOLVED	mg/l	NA	NA	NA	NA	NA	NA	NA	NA	NA
SELENIUM, DISSOLVED	mg/l	NA	NA	NA	NA	NA	NA	NA	NA	NA
SILVER, DISSOLVED	mg/l	NA	NA	NA	NA	NA	NA	NA	NA	NA
THALLIUM, DISSOLVED	mg/l	NA	NA	NA	NA	NA	NA	NA	NA	NA
ZINC, DISSOLVED	mg/l	NA	NA	NA	NA	NA	NA	NA	NA	NA
PETROLEUM PRODUCTS										
FUEL OIL #1	ul/l	NA	NA	<0.1	ND@0.1	<0.1	NA	<0.1	ND@5	NA
FUEL OIL #2	ul/l	NA	NA	<0.1	ND@0.1	300	22.93	8.2	ND@5	NA
FUEL OIL #3	ul/l	NA	NA	<0.1	ND@0.1	<0.1	NA	<0.1	ND@5	NA
FUEL OIL #4	ul/l	NA	NA	0.5	1.4	<0.1	ND@0.1	<0.1	14	NA
FUEL OIL #5	ul/l	NA	NA	<0.1	ND@0.1	<0.1	NA	<0.1	ND@5	NA
FUEL OIL #6	ul/l	NA	NA	<0.1	ND@0.1	<0.1	ND@0.1	<0.1	ND@5	NA
GASOLINE	ug/l	NA	NA	NA	NA	NA	NA	NA	NA	NA
OIL & GREASE	ug/l	NA	NA	3.4 ^	1.2 ^	32 ^	4 ^	4.9 ^	14 ^	NA
TOTAL PETROLEUM HYDROCARBON	mg/l	NA	NA	NA	NA	NA	NA	NA	NA	NA
VOLATILE ORGANICS										
1,1,1-TRICHLOROETHANE	ug/l	<1.0	<1.0	NA	NA	NA	NA	NA	NA	ND@5.0
1,1,2,2-TETRACHLOROETHANE	ug/l	<1.0	<1.0	NA	NA	NA	NA	NA	NA	ND@5.0
1,1,2-TRICHLORO-1,2,2-TRIFLUOROETHANE	ug/l	<1.0	<1.0	NA	NA	NA	NA	NA	NA	ND@5.0
1,1,2-TRICHLOROETHANE	ug/l	<1.0	<1.0	NA	NA	NA	NA	NA	NA	ND@5.0
1,1-DICHLOROETHANE	ug/l	<1.0	<1.0	NA	NA	NA	NA	NA	NA	ND@5.0
1,1-DICHLOROETHYLENE	ug/l	<1.0	<1.0	NA	NA	NA	NA	NA	NA	ND@5.0
1,2-DICHLOROETHANE	ug/l	<1.0	<1.0	NA	NA	NA	NA	NA	NA	ND@5.0
1,2-DICHLOROPROPANE	ug/l	<1.0	<1.0	NA	NA	NA	NA	NA	NA	ND@5.0
BENZENE	ug/l	<1.0	<1.0	NA	NA	NA	NA	NA	NA	ND@5.0
BROMODICHLOROMETHANE	ug/l	<1.0	<1.0	NA	NA	NA	NA	NA	NA	ND@5.0

IBM POUGHKEEPSIE
Airport Monitoring Wells 1988 - 1989 Data Report
10/18/90

SAMPLE LOCATION		A-036-S	A-036-S	A-036-S	A-036-S	A-036-S	A-036-S	A-036-S	A-036-S	A-036-S
SAMPLE DESCRIPTION								GROUNDWATER		
SAMPLE DATE		02/18/88	02/23/88	02/25/88	03/10/88	04/19/88	05/26/88	06/13/88	07/19/88	07/29/88
LABORATORY SAMPLE I.D.		62129006	62241009	62332004	62739009	63949006	88GE0316	65496005	66637004	66977002
SAMPLE RUN NUMBER		01	01	01	01	01	01	01	01	01
SAMPLE COMMENT CODE										
PARAMETER	UNITS									
VOLATILE ORGANICS (Continued)										
BROMOFORM	ug/l	<1.0	<1.0	NA	NA	NA	NA	NA	NA	ND@5.0
BROMOMETHANE	ug/l	<1.0	<1.0	NA	NA	NA	NA	NA	NA	ND@5.0
CARBON TETRACHLORIDE	ug/l	<1.0	<1.0	NA	NA	NA	NA	NA	NA	ND@5.0
CHLOROBENZENE	ug/l	<1.0	<1.0	NA	NA	NA	NA	NA	NA	ND@5.0
CHLORODIBROMOMETHANE	ug/l	<1.0	<1.0	NA	NA	NA	NA	NA	NA	ND@5.0
CHLOROETHANE	ug/l	<1.0	<1.0	NA	NA	NA	NA	NA	NA	ND@5.0
CHLOROFORM	ug/l	<1.0	<1.0	NA	NA	NA	NA	NA	NA	ND@5.0
CHLOROMETHANE	ug/l	<1.0	<1.0	NA	NA	NA	NA	NA	NA	ND@5.0
CIS-1,3-DICHLOROPROPYLENE	ug/l	<1.0	<1.0	NA	NA	NA	NA	NA	NA	ND@5.0
DICHLORODIFLUOROMETHANE	ug/l	NA	NA	NA	NA	NA	NA	NA	NA	NA
ETHYLBENZENE	ug/l	<1.0	4.5	NA	NA	NA	NA	NA	NA	ND@5.0
METHYLENE CHLORIDE	ug/l	<1.0	<1.0	NA	NA	NA	NA	NA	NA	ND@5.0
TETRACHLOROETHYLENE	ug/l	<1.0	<1.0	NA	NA	NA	NA	NA	NA	ND@5.0
TOLUENE	ug/l	<1.0	<1.0	NA	NA	NA	NA	NA	NA	ND@5.0
TRANS-1,2-DICHLOROETHYLENE	ug/l	<1.0	<1.0	NA	NA	NA	NA	NA	NA	ND@5.0
TRANS-1,3-DICHLOROPROPENE	ug/l	<1.0	<1.0	NA	NA	NA	NA	NA	NA	ND@5.0
TRICHLOROETHYLENE	ug/l	<1.0	<1.0	NA	NA	NA	NA	NA	NA	ND@5.0
TRICHLOROFLUOROMETHANE	ug/l	<1.0	<1.0	NA	NA	NA	NA	NA	NA	ND@5.0
VINYL CHLORIDE	ug/l	<1.0	<1.0	NA	NA	NA	NA	NA	NA	ND@5.0
XYLENE, TOTAL	ug/l	42	140	NA	NA	NA	NA	NA	NA	33

IBM POUGHKEEPSIE
Airport Monitoring Wells 1988 - 1989 Data Report
10/18/90

SAMPLE LOCATION		A-036-S	A-036-S	A-036-S	A-036-S	A-036-S	A-036-S	A-036-S	A-036-S	A-036-S
SAMPLE DESCRIPTION								GROUNDWATER	GROUNDWATER	GROUNDWATER
SAMPLE DATE		08/16/88	09/13/88	10/21/88	11/11/88	12/02/88	12/06/88	01/16/89	02/15/89	03/23/89
LABORATORY SAMPLE I.D.		67540005	68445012	69723004	70428009	70943006	71038007	72131008	7318009	74237009
SAMPLE RUN NUMBER		01	01	01	01	01	01	01	01	01
SAMPLE COMMENT CODE							!		!	
PARAMETER	UNITS									
BASE/NEUTRAL EXTRACTABLES										
1,2-DICHLOROBENZENE	ug/l	NA	NA	NA	NA	ND@1.0	NA	NA	NA	ND@1.0
1,3-DICHLOROBENZENE	ug/l	NA	NA	NA	NA	ND@1.0	NA	NA	NA	ND@1.0
1,4-DICHLOROBENZENE	ug/l	NA	NA	NA	NA	ND@1.0	NA	NA	NA	ND@1.0
2-CHLOROETHYLVINYL ETHER	ug/l	NA	NA	NA	NA	ND@1.0	NA	NA	NA	ND@1.0
INDICATOR PARAMETERS										
BIOCHEMICAL OXYGEN DEMAND	mg/l	NA	NA	NA	NA	NA	NA	NA	NA	NA
COLOR	PT-CO	NA	NA	NA	NA	NA	NA	NA	NA	NA
HARDNESS, TOTAL	mg/l	NA	NA	NA	NA	NA	NA	NA	NA	NA
ODOR		NA	NA	NA	NA	NA	NA	NA	NA	NA
PH	pH	6.18	6.22	6.31	6.06	6.11	6.60	6.01	5.99	6.35
SPECIFIC CONDUCTANCE	umhos/cm	1095	1512	1497	1009	871	479	997	807	804
TEMPERATURE	C	NA	NA	NA	NA	NA	NA	NA	NA	NA
TOTAL DISSOLVED SOLIDS	mg/l	NA	NA	NA	NA	NA	NA	NA	NA	NA
TURBIDITY	tu	NA	NA	NA	NA	NA	NA	NA	NA	NA
INORGANICS										
ALKALINITY, TOTAL	mg/l	NA	NA	NA	NA	NA	NA	NA	NA	NA
AMMONIA, TOTAL	mg/l	NA	NA	NA	NA	NA	NA	NA	NA	NA
CHLORIDE	mg/l	NA	NA	NA	NA	NA	NA	NA	NA	NA
CYANIDE, DISSOLVED	mg/l	NA	NA	NA	NA	NA	NA	NA	NA	NA
NITRATE	mg/l	NA	NA	NA	NA	NA	NA	NA	NA	NA
SODIUM, DISSOLVED	mg/l	NA	NA	NA	NA	NA	NA	NA	NA	NA
SULFATE	mg/l	NA	NA	NA	NA	NA	NA	NA	NA	NA
METALS										
ANTIMONY, DISSOLVED	mg/l	NA	NA	NA	NA	NA	NA	NA	NA	NA
ARSENIC, DISSOLVED	mg/l	NA	NA	NA	NA	NA	NA	NA	NA	NA
BERYLLIUM, DISSOLVED	mg/l	NA	NA	NA	NA	NA	NA	NA	NA	NA
CADMIUM, DISSOLVED	mg/l	NA	NA	NA	NA	NA	NA	NA	NA	NA
CALCIUM, DISSOLVED	mg/l	NA	NA	NA	NA	NA	NA	NA	NA	NA
CHROMIUM, DISSOLVED	mg/l	NA	NA	NA	NA	NA	NA	NA	NA	NA

IBM POUGHKEEPSIE
Airport Monitoring Wells 1988 - 1989 Data Report
10/18/90

SAMPLE LOCATION		A-036-S	A-036-S	A-036-S	A-036-S	A-036-S	A-036-S	A-036-S	A-036-S	A-036-S
SAMPLE DESCRIPTION								GROUNDWATER	GROUNDWATER	GROUNDWATER
SAMPLE DATE		08/16/88	09/13/88	10/21/88	11/11/88	12/02/88	12/06/88	01/16/89	02/15/89	03/23/89
LABORATORY SAMPLE I.D.		67540005	68445012	69723004	70428009	70943006	71038007	72131008	7318009	74237009
SAMPLE RUN NUMBER		01	01	01	01	01	01	01	01	01
SAMPLE COMMENT CODE							!		!	
PARAMETER	UNITS									
METALS (Continued)										
COPPER, DISSOLVED	mg/l	NA	NA	NA	NA	NA	NA	NA	NA	NA
IRON, DISSOLVED	mg/l	NA	NA	NA	NA	NA	NA	NA	NA	NA
LEAD, DISSOLVED	mg/l	NA	NA	NA	NA	NA	NA	NA	NA	NA
MAGNESIUM, DISSOLVED	mg/l	NA	NA	NA	NA	NA	NA	NA	NA	NA
MANGANESE, DISSOLVED	mg/l	NA	NA	NA	NA	NA	NA	NA	NA	NA
MERCURY, DISSOLVED	mg/l	NA	NA	NA	NA	NA	NA	NA	NA	NA
NICKEL, DISSOLVED	mg/l	NA	NA	NA	NA	NA	NA	NA	NA	NA
POTASSIUM, DISSOLVED	mg/l	NA	NA	NA	NA	NA	NA	NA	NA	NA
SELENIUM, DISSOLVED	mg/l	NA	NA	NA	NA	NA	NA	NA	NA	NA
SILVER, DISSOLVED	mg/l	NA	NA	NA	NA	NA	NA	NA	NA	NA
THALLIUM, DISSOLVED	mg/l	NA	NA	NA	NA	NA	NA	NA	NA	NA
ZINC, DISSOLVED	mg/l	NA	NA	NA	NA	NA	NA	NA	NA	NA
PETROLEUM PRODUCTS										
FUEL OIL #1	ul/l	ND@0.1	ND@0.1	ND@0.1	ND@0.1	NA	ND@0.1	ND@0.5	ND@1.0	NA
FUEL OIL #2	ul/l	ND@0.1	ND@0.1	ND@0.1	ND@0.1	NA	ND@0.1	ND@0.5	ND@1.0	NA
FUEL OIL #3	ul/l	ND@0.1	ND@0.1	ND@0.1	ND@0.1	NA	ND@0.1	ND@0.5	ND@1.0	NA
FUEL OIL #4	ul/l	ND@0.1	ND@0.1	2.88	ND@0.1	NA	ND@0.1	ND@0.5	ND@1.0	NA
FUEL OIL #5	ul/l	ND@0.1	ND@0.1	ND@0.1	ND@0.1	NA	ND@0.1	ND@0.5	ND@1.0	NA
FUEL OIL #6	ul/l	ND@0.1	ND@0.1	ND@0.1	ND@0.1	NA	ND@0.1	ND@0.5	ND@1.0	NA
GASOLINE	ug/l	NA	NA	NA	NA	NA	NA	NA	NA	NA
OIL & GREASE	ug/l	6.1 ^	4.8 ^	16 ^	2.3 ^	NA *	0.6 ^	3.7 ^	5.4 ^	NA
TOTAL PETROLEUM HYDROCARBON	mg/l	NA	NA	NA	NA	NA	NA	NA	NA	NA
VOLATILE ORGANICS										
1,1,1-TRICHLOROETHANE	ug/l	NA	NA	NA	NA	ND@1.0	NA	NA	NA	ND@1.0
1,1,2,2-TETRACHLOROETHANE	ug/l	NA	NA	NA	NA	ND@1.0	NA	NA	NA	ND@1.0
1,1,2-TRICHLORO-1,2,2-TRIFLUOROETHANE	ug/l	NA	NA	NA	NA	NA	NA	NA	NA	NA
1,1,2-TRICHLOROETHANE	ug/l	NA	NA	NA	NA	ND@1.0	NA	NA	NA	ND@1.0
1,1-DICHLOROETHANE	ug/l	NA	NA	NA	NA	ND@1.0	NA	NA	NA	ND@1.0
1,1-DICHLOROETHYLENE	ug/l	NA	NA	NA	NA	ND@1.0	NA	NA	NA	ND@1.0
1,2-DICHLOROETHANE	ug/l	NA	NA	NA	NA	ND@1.0	NA	NA	NA	ND@1.0
1,2-DICHLOROPROPANE	ug/l	NA	NA	NA	NA	ND@1.0	NA	NA	NA	ND@1.0
BENZENE	ug/l	NA	NA	NA	NA	ND@1.0	NA	NA	NA	ND@1.0
BROMODICHLOROMETHANE	ug/l	NA	NA	NA	NA	ND@1.0	NA	NA	NA	ND@1.0

IBM POUGHKEEPSIE
Airport Monitoring Wells 1988 - 1989 Data Report
10/18/90

SAMPLE LOCATION		A-036-S	A-036-S	A-036-S	A-036-S	A-036-S	A-036-S	A-036-S	A-036-S	A-036-S
SAMPLE DESCRIPTION								GROUNDWATER	GROUNDWATER	GROUNDWATER
SAMPLE DATE		08/16/88	09/13/88	10/21/88	11/11/88	12/02/88	12/06/88	01/16/89	02/15/89	03/23/89
LABORATORY SAMPLE I.D.		67540005	68445012	69723004	70428009	70943006	71038007	72131008	7318009	74237009
SAMPLE RUN NUMBER		01	01	01	01	01	01	01	01	01
SAMPLE COMMENT CODE							!		!	
PARAMETER	UNITS									
VOLATILE ORGANICS (Continued)										
BROMOFORM	ug/l	NA	NA	NA	NA	ND@1.0	NA	NA	NA	ND@1.0
BROMOMETHANE	ug/l	NA	NA	NA	NA	ND@1.0	NA	NA	NA	ND@1.0
CARBON TETRACHLORIDE	ug/l	NA	NA	NA	NA	ND@1.0	NA	NA	NA	ND@1.0
CHLOROBENZENE	ug/l	NA	NA	NA	NA	ND@1.0	NA	NA	NA	ND@1.0
CHLORODIBROMOMETHANE	ug/l	NA	NA	NA	NA	ND@1.0	NA	NA	NA	ND@1.0
CHLOROETHANE	ug/l	NA	NA	NA	NA	ND@1.0	NA	NA	NA	ND@1.0
CHLOROFORM	ug/l	NA	NA	NA	NA	ND@1.0	NA	NA	NA	ND@1.0
CHLOROMETHANE	ug/l	NA	NA	NA	NA	ND@1.0	NA	NA	NA	ND@1.0
CIS-1,3-DICHLOROPROPYLENE	ug/l	NA	NA	NA	NA	ND@1.0	NA	NA	NA	ND@1.0
DICHLORODIFLUOROMETHANE	ug/l	NA	NA	NA	NA	ND@1.0	NA	NA	NA	ND@1.0
ETHYLBENZENE	ug/l	NA	NA	NA	NA	1.7	NA	NA	NA	ND@1.0
METHYLENE CHLORIDE	ug/l	NA	NA	NA	NA	ND@1.0	NA	NA	NA	ND@1.0
TETRACHLOROETHYLENE	ug/l	NA	NA	NA	NA	ND@1.0	NA	NA	NA	ND@1.0
TOLUENE	ug/l	NA	NA	NA	NA	ND@1.0	NA	NA	NA	ND@1.0
TRANS-1,2-DICHLOROETHYLENE	ug/l	NA	NA	NA	NA	ND@1.0	NA	NA	NA	ND@1.0
TRANS-1,3-DICHLOROPROPENE	ug/l	NA	NA	NA	NA	ND@1.0	NA	NA	NA	ND@1.0
TRICHLOROETHYLENE	ug/l	NA	NA	NA	NA	ND@1.0	NA	NA	NA	ND@1.0
TRICHLOROFLUOROMETHANE	ug/l	NA	NA	NA	NA	ND@1.0	NA	NA	NA	ND@1.0
VINYL CHLORIDE	ug/l	NA	NA	NA	NA	ND@1.0	NA	NA	NA	ND@1.0
XYLENE, TOTAL	ug/l	NA	NA	NA	NA	NA	NA	NA	NA	NA

IBM POUGHKEEPSIE
Airport Monitoring Wells 1988 - 1989 Data Report
10/18/90

SAMPLE LOCATION		A-036-S	A-036-S	A-036-S	A-036-S	A-037-S	A-037-S	A-037-S	A-037-S
SAMPLE DESCRIPTION		GROUNDWATER	GROUNDWATER	GROUNDWATER	GROUNDWATER				
SAMPLE DATE		04/21/89	05/26/89	07/19/89	10/16/89	02/03/88	02/23/88	02/25/88	03/10/88
LABORATORY SAMPLE I.D.		75195005	76316003	78093013	80971-004	61705006	62241010	62332003	62739010
SAMPLE RUN NUMBER		01	01	01	01	01	01	01	01
SAMPLE COMMENT CODE									
PARAMETER	UNITS								
BASE/NEUTRAL EXTRACTABLES									
1,2-DICHLOROBENZENE	ug/l	ND@5.0	ND@1.0	ND@5.0	ND@1.0	NA	<1.0	NA	NA
1,3-DICHLOROBENZENE	ug/l	ND@5.0	ND@1.0	ND@5.0	ND@1.0	NA	<1.0	NA	NA
1,4-DICHLOROBENZENE	ug/l	ND@5.0	ND@1.0	ND@5.0	ND@1.0	NA	<1.0	NA	NA
2-CHLOROETHYLVINYL ETHER	ug/l	ND@5.0	ND@1.0	ND@5.0	ND@1.0	NA	<1.0	NA	NA
INDICATOR PARAMETERS									
BIOCHEMICAL OXYGEN DEMAND	mg/l	NA	NA	NA	NA	NA	NA	NA	NA
COLOR	PT-CO	NA	NA	NA	NA	NA	NA	NA	NA
HARDNESS, TOTAL	mg/l	NA	NA	NA	NA	NA	NA	NA	NA
ODOR		NA	NA	NA	NA	NA	NA	NA	NA
PH	pH	6.54	6.64	6.06	NA	NA	NA	6.25	6.48
SPECIFIC CONDUCTANCE	umhos/cm	700	5.75	626	NA	484	NA	480	525
TEMPERATURE	C	NA	NA	NA	NA	NA	NA	NA	NA
TOTAL DISSOLVED SOLIDS	mg/l	NA	NA	NA	NA	NA	NA	NA	NA
TURBIDITY	tu	NA	NA	NA	NA	NA	NA	NA	NA
INORGANICS									
ALKALINITY, TOTAL	mg/l	NA	NA	NA	NA	NA	NA	NA	NA
AMMONIA, TOTAL	mg/l	NA	NA	NA	NA	NA	NA	NA	NA
CHLORIDE	mg/l	NA	NA	NA	NA	NA	NA	NA	NA
CYANIDE, DISSOLVED	mg/l	NA	NA	NA	NA	NA	NA	NA	NA
NITRATE	mg/l	NA	NA	NA	NA	NA	NA	NA	NA
SODIUM, DISSOLVED	mg/l	NA	NA	NA	NA	NA	NA	NA	NA
SULFATE	mg/l	NA	NA	NA	NA	NA	NA	NA	NA
METALS									
ANTIMONY, DISSOLVED	mg/l	NA	NA	NA	NA	NA	NA	NA	NA
ARSENIC, DISSOLVED	mg/l	NA	NA	NA	NA	NA	NA	NA	NA
BERYLLIUM, DISSOLVED	mg/l	NA	NA	NA	NA	NA	NA	NA	NA
CADMIUM, DISSOLVED	mg/l	NA	NA	NA	NA	NA	NA	NA	NA
CALCIUM, DISSOLVED	mg/l	NA	NA	NA	NA	NA	NA	NA	NA
CHROMIUM, DISSOLVED	mg/l	NA	NA	NA	NA	NA	NA	NA	NA

IBM POUGHKEEPSIE
Airport Monitoring Wells 1988 - 1989 Data Report
10/18/90

SAMPLE LOCATION		A-036-S	A-036-S	A-036-S	A-036-S	A-037-S	A-037-S	A-037-S	A-037-S
SAMPLE DESCRIPTION		GROUNDWATER	GROUNDWATER	GROUNDWATER	GROUNDWATER				
SAMPLE DATE		04/21/89	05/26/89	07/19/89	10/16/89	02/03/88	02/23/88	02/25/88	03/10/88
LABORATORY SAMPLE I.D.		75195005	76316003	78093013	80971-004	61705006	62241010	62332003	62739010
SAMPLE RUN NUMBER		01	01	01	01	01	01	01	01
SAMPLE COMMENT CODE									
PARAMETER	UNITS								
METALS (Continued)									
COPPER, DISSOLVED	mg/l	NA	NA	NA	NA	NA	NA	NA	NA
IRON, DISSOLVED	mg/l	NA	NA	NA	NA	NA	NA	NA	NA
LEAD, DISSOLVED	mg/l	NA	NA	NA	NA	NA	NA	NA	NA
MAGNESIUM, DISSOLVED	mg/l	NA	NA	NA	NA	NA	NA	NA	NA
MANGANESE, DISSOLVED	mg/l	NA	NA	NA	NA	NA	NA	NA	NA
MERCURY, DISSOLVED	mg/l	NA	NA	NA	NA	NA	NA	NA	NA
NICKEL, DISSOLVED	mg/l	NA	NA	NA	NA	NA	NA	NA	NA
POTASSIUM, DISSOLVED	mg/l	NA	NA	NA	NA	NA	NA	NA	NA
SELENIUM, DISSOLVED	mg/l	NA	NA	NA	NA	NA	NA	NA	NA
SILVER, DISSOLVED	mg/l	NA	NA	NA	NA	NA	NA	NA	NA
THALLIUM, DISSOLVED	mg/l	NA	NA	NA	NA	NA	NA	NA	NA
ZINC, DISSOLVED	mg/l	NA	NA	NA	NA	NA	NA	NA	NA
PETROLEUM PRODUCTS									
FUEL OIL #1	ul/l	NA	NA	ND@5.0	NA	ND@0.1	NA	<0.1	<0.1
FUEL OIL #2	ul/l	NA	NA	ND@5.0	NA	ND@0.1	NA	<0.1	<0.1
FUEL OIL #3	ul/l	NA	NA	ND@5.0	NA	ND@0.1	NA	<0.1	<0.1
FUEL OIL #4	ul/l	NA	NA	ND@5.0	NA	0.3	NA	0.5	<0.1
FUEL OIL #5	ul/l	NA	NA	ND@5.0	NA	ND@0.1	NA	<0.1	<0.1
FUEL OIL #6	ul/l	NA	NA	ND@5.0	NA	ND@0.1	NA	<0.1	<0.1
GASOLINE	ug/l	NA	NA	NA	NA	NA	NA	NA	NA
OIL & GREASE	ug/l	NA	NA	NA	NA	1.9	NA	2.6	0.6
TOTAL PETROLEUM HYDROCARBON	mg/l	NA	NA	NA	NA	NA	NA	NA	NA
VOLATILE ORGANICS									
1,1,1-TRICHLOROETHANE	ug/l	ND@5.0	ND@1.0	ND@5.0	ND@1.0	NA	<1.0	NA	NA
1,1,2,2-TETRACHLOROETHANE	ug/l	ND@5.0	ND@1.0	ND@5.0	ND@1.0	NA	<1.0	NA	NA
1,1,2-TRICHLORO-1,2,2-TRIFLUOROETHANE	ug/l	NA	NA	NA	NA	NA	<1.0	NA	NA
1,1,2-TRICHLOROETHANE	ug/l	ND@5.0	ND@1.0	ND@5.0	ND@1.0	NA	<1.0	NA	NA
1,1-DICHLOROETHANE	ug/l	ND@5.0	ND@1.0	ND@5.0	ND@1.0	NA	<1.0	NA	NA
1,1-DICHLOROETHYLENE	ug/l	ND@5.0	ND@1.0	ND@5.0	ND@1.0	NA	<1.0	NA	NA
1,2-DICHLOROETHANE	ug/l	ND@5.0	ND@1.0	ND@5.0	ND@1.0	NA	<1.0	NA	NA
1,2-DICHLOROPROPANE	ug/l	ND@5.0	ND@1.0	ND@5.0	ND@1.0	NA	<1.0	NA	NA
BENZENE	ug/l	ND@5.0	ND@1.0	ND@5.0	ND@1.0	NA	<1.0	NA	NA
BROMODICHLOROMETHANE	ug/l	ND@5.0	ND@1.0	ND@5.0	ND@1.0	NA	<1.0	NA	NA

IBM POUGHKEEPSIE
Airport Monitoring Wells 1988 - 1989 Data Report
10/18/90

SAMPLE LOCATION		A-036-S	A-036-S	A-036-S	A-036-S	A-037-S	A-037-S	A-037-S	A-037-S
SAMPLE DESCRIPTION		GROUNDWATER	GROUNDWATER	GROUNDWATER	GROUNDWATER				
SAMPLE DATE		04/21/89	05/26/89	07/19/89	10/16/89	02/03/88	02/23/88	02/25/88	03/10/88
LABORATORY SAMPLE I.D.		75195005	76316003	78093013	80971-004	61705006	62241010	62332003	62739010
SAMPLE RUN NUMBER		01	01	01	01	01	01	01	01
SAMPLE COMMENT CODE									
PARAMETER	UNITS								
VOLATILE ORGANICS (Continued)									
BROMOFORM	ug/l	ND@5.0	ND@1.0	ND@5.0	ND@1.0	NA	<1.0	NA	NA
BROMOMETHANE	ug/l	ND@5.0	ND@1.0	ND@10	ND@1.0	NA	<1.0	NA	NA
CARBON TETRACHLORIDE	ug/l	ND@5.0	ND@1.0	ND@5.0	ND@1.0	NA	<1.0	NA	NA
CHLOROBENZENE	ug/l	ND@5.0	ND@1.0	ND@5.0	ND@1.0	NA	<1.0	NA	NA
CHLORODIBROMONETHANE	ug/l	ND@5.0	ND@1.0	ND@5.0	ND@1.0	NA	<1.0	NA	NA
CHLOROETHANE	ug/l	ND@5.0	ND@1.0	ND@10	ND@1.0	NA	<1.0	NA	NA
CHLOROFORM	ug/l	ND@5.0	ND@1.0	ND@5.0	ND@1.0	NA	<1.0	NA	NA
CHLOROMETHANE	ug/l	ND@5.0	ND@1.0	ND@10	ND@1.0	NA	<1.0	NA	NA
CIS-1,3-DICHLOROPROPYLENE	ug/l	ND@5.0	ND@1.0	ND@5.0	ND@1.0	NA	<1.0	NA	NA
DICHLORODIFLUOROMETHANE	ug/l	ND@5.0	ND@1.0	NA	ND@1.0	NA	NA	NA	NA
ETHYLBENZENE	ug/l	ND@5.0	ND@1.0	4.6	ND@1.0	NA	<1.0	NA	NA
METHYLENE CHLORIDE	ug/l	ND@5.0	ND@1.0	ND@10	ND@1.0	NA	<1.0	NA	NA
TETRACHLOROETHYLENE	ug/l	ND@5.0	ND@1.0	ND@5.0	ND@1.0	NA	<1.0	NA	NA
TOLUENE	ug/l	7.5	ND@1.0	ND@5.0	ND@1.0	NA	<1.0	NA	NA
TRANS-I,2-DICHLOROETHYLENE	ug/l	ND@5.0	ND@1.0	ND@5.0	ND@1.0	NA	<1.0	NA	NA
TRANS-1,3-DICHLOROPROPENE	ug/l	ND@5.0	ND@1.0	ND@5.0	ND@1.0	NA	<1.0	NA	NA
TRICHLOROETHYLENE	ug/l	ND@5.0	ND@1.0	ND@5.0	ND@1.0	NA	<1.0	NA	NA
TRICHLOROFLUOROMETHANE	ug/l	ND@5.0	ND@1.0	ND@5.0	ND@1.0	NA	<1.0	NA	NA
VINYL CHLORIDE	ug/l	ND@5.0	ND@1.0	ND@10	ND@1.0	NA	<1.0	NA	NA
XYLENE, TOTAL	ug/l	NA	NA	NA	NA	NA	<1.0	NA	NA

IBM POUGHKEEPSIE
Airport Monitoring Wells 1988 - 1989 Data Report
10/18/90

SAMPLE LOCATION		A-037-S	A-037-S	A-037-S	A-037-S	A-037-S	A-037-S	A-037-S	A-037-S	A-037-S
SAMPLE DESCRIPTION					GROUNDWATER					
SAMPLE DATE		04/19/88	04/19/88	05/26/88	06/13/88	07/19/88	08/16/88	09/13/88	10/21/88	11/11/88
LABORATORY SAMPLE I.D.		63949015	88GW6827	88GE0317	65496004	66637005	67540004	68445013	69723005	70428010
SAMPLE RUN NUMBER		01	01	01	01	01	01	01	01	01
SAMPLE COMMENT CODE										
PARAMETER	UNITS									
BASE/NEUTRAL EXTRACTABLES										
1,2-DICHLOROBENZENE	ug/l	NA	NA	NA	NA	NA	NA	NA	NA	NA
1,3-DICHLOROBENZENE	ug/l	NA	NA	NA	NA	NA	NA	NA	NA	NA
1,4-DICHLOROBENZENE	ug/l	NA	NA	NA	NA	NA	NA	NA	NA	NA
2-CHLOROETHYLVINYL ETHER	ug/l	NA	NA	NA	NA	NA	NA	NA	NA	NA
INDICATOR PARAMETERS										
BIOCHEMICAL OXYGEN DEMAND	mg/l	NA	NA	NA	NA	NA	NA	NA	NA	NA
COLOR	PT-CO	NA	NA	NA	NA	NA	NA	NA	NA	NA
HARDNESS, TOTAL	mg/l	NA	NA	NA	NA	NA	NA	NA	NA	NA
ODOR		NA	NA	NA	NA	NA	NA	NA	NA	NA
PH	pH	5.95	NA	6.27	6.20	6.35	6.84	6.26	6.07	6.40
SPECIFIC CONDUCTANCE	umhos/cm	308	NA	744	1170	675	783	1019	883	683
TEMPERATURE	C	NA	NA	NA	NA	NA	NA	NA	NA	NA
TOTAL DISSOLVED SOLIDS	mg/l	NA	NA	NA	NA	NA	NA	NA	NA	NA
TURBIDITY	tu	NA	NA	NA	NA	NA	NA	NA	NA	NA
INORGANICS										
ALKALINITY, TOTAL	mg/l	NA	NA	NA	NA	NA	NA	NA	NA	NA
AMMONIA, TOTAL	mg/l	NA	NA	NA	NA	NA	NA	NA	NA	NA
CHLORIDE	mg/l	NA	NA	NA	NA	NA	NA	NA	NA	NA
CYANIDE, DISSOLVED	mg/l	NA	NA	NA	NA	NA	NA	NA	NA	NA
NITRATE	mg/l	NA	NA	NA	NA	NA	NA	NA	NA	NA
SODIUM, DISSOLVED	mg/l	NA	NA	NA	NA	NA	NA	NA	NA	NA
SULFATE	mg/l	NA	NA	NA	NA	NA	NA	NA	NA	NA
METALS										
ANTIMONY, DISSOLVED	mg/l	NA	NA	NA	NA	NA	NA	NA	NA	NA
ARSENIC, DISSOLVED	mg/l	NA	NA	NA	NA	NA	NA	NA	NA	NA
BERYLLIUM, DISSOLVED	mg/l	NA	NA	NA	NA	NA	NA	NA	NA	NA
CADMIUM, DISSOLVED	mg/l	NA	NA	NA	NA	NA	NA	NA	NA	NA
CALCIUM, DISSOLVED	mg/l	NA	NA	NA	NA	NA	NA	NA	NA	NA
CHROMIUM, DISSOLVED	mg/l	NA	NA	NA	NA	NA	NA	NA	NA	NA

IBM POUGHKEEPSIE
Airport Monitoring Wells 1988 - 1989 Data Report
10/18/90

SAMPLE LOCATION		A-037-S	A-037-S	A-037-S	A-037-S	A-037-S	A-037-S	A-037-S	A-037-S	A-037-S
SAMPLE DESCRIPTION					GROUNDWATER					
SAMPLE DATE		04/19/88	04/19/88	05/26/88	06/13/88	07/19/88	08/16/88	09/13/88	10/21/88	11/11/88
LABORATORY SAMPLE I.D.		63949015	88GW6827	88GE0317	65496004	66637005	67540004	68445013	69723005	70428010
SAMPLE RUN NUMBER		01	01	01	01	01	01	01	01	01
SAMPLE COMMENT CODE										
PARAMETER	UNITS									
METALS (Continued)										
COPPER, DISSOLVED	mg/l	NA	NA	NA	NA	NA	NA	NA	NA	NA
IRON, DISSOLVED	mg/l	NA	NA	NA	NA	NA	NA	NA	NA	NA
LEAD, DISSOLVED	mg/l	NA	NA	NA	NA	NA	NA	NA	NA	NA
MAGNESIUM, DISSOLVED	mg/l	NA	NA	NA	NA	NA	NA	NA	NA	NA
MANGANESE, DISSOLVED	mg/l	NA	NA	NA	NA	NA	NA	NA	NA	NA
MERCURY, DISSOLVED	mg/l	NA	NA	NA	NA	NA	NA	NA	NA	NA
NICKEL, DISSOLVED	mg/l	NA	NA	NA	NA	NA	NA	NA	NA	NA
POTASSIUM, DISSOLVED	mg/l	NA	NA	NA	NA	NA	NA	NA	NA	NA
SELENIUM, DISSOLVED	mg/l	NA	NA	NA	NA	NA	NA	NA	NA	NA
SILVER, DISSOLVED	mg/l	NA	NA	NA	NA	NA	NA	NA	NA	NA
THALLIUM, DISSOLVED	mg/l	NA	NA	NA	NA	NA	NA	NA	NA	NA
ZINC, DISSOLVED	mg/l	NA	NA	NA	NA	NA	NA	NA	NA	NA
PETROLEUM PRODUCTS										
FUEL OIL #1	ul/l	<0.1	NA	NA	<0.1	ND@0.5	ND@0.1	ND@0.1	ND@0.1	ND@0.1
FUEL OIL #2	ul/l	<0.1	<0.1	ND@0.1	<0.1	ND@0.5	ND@0.1	ND@0.1	ND@0.1	ND@0.1
FUEL OIL #3	ul/l	<0.1	NA	NA	<0.1	ND@0.5	ND@0.1	ND@0.1	ND@0.1	ND@0.1
FUEL OIL #4	ul/l	<0.1	<0.1	ND@0.1	<0.1	ND@0.5	ND@0.1	0.4	ND@0.1	ND@0.1
FUEL OIL #5	ul/l	<0.1	NA	NA	<0.1	ND@0.5	ND@0.1	ND@0.1	ND@0.1	ND@0.1
FUEL OIL #6	ul/l	<0.1	<0.1	ND@0.1	<0.1	ND@0.5	ND@0.1	ND@0.1	ND@0.1	ND@0.1
GASOLINE	ug/l	NA	NA	NA	NA	NA	NA	NA	NA	NA
OIL & GREASE	ug/l	3.8 ^	2 ^	3 ^	2.2 ^	1.5 ^	2.4 ^	1.1 ^	1.8 ^	1.0 ^
TOTAL PETROLEUM HYDROCARBON	mg/l	NA	NA	NA	NA	NA	NA	NA	NA	NA
VOLATILE ORGANICS										
1,1,1-TRICHLOROETHANE	ug/l	NA	NA	NA	NA	NA	NA	NA	NA	NA
1,1,2,2-TETRACHLOROETHANE	ug/l	NA	NA	NA	NA	NA	NA	NA	NA	NA
1,1,2-TRICHLORO-1,2,2-TRIFLUOROETHANE	ug/l	NA	NA	NA	NA	NA	NA	NA	NA	NA
1,1,2-TRICHLOROETHANE	ug/l	NA	NA	NA	NA	NA	NA	NA	NA	NA
1,1-DICHLOROETHANE	ug/l	NA	NA	NA	NA	NA	NA	NA	NA	NA
1,1-DICHLOROETHYLENE	ug/l	NA	NA	NA	NA	NA	NA	NA	NA	NA
1,2-DICHLOROETHANE	ug/l	NA	NA	NA	NA	NA	NA	NA	NA	NA
1,2-DICHLOROPROPANE	ug/l	NA	NA	NA	NA	NA	NA	NA	NA	NA
BENZENE	ug/l	NA	NA	NA	NA	NA	NA	NA	NA	NA
BROMODICHLOROMETHANE	ug/l	NA	NA	NA	NA	NA	NA	NA	NA	NA

IBM POUGHKEEPSIE
Airport Monitoring Wells 1988 - 1989 Data Report
10/18/90

SAMPLE LOCATION		A-037-S	A-037-S	A-037-S	A-037-S	A-037-S	A-037-S	A-037-S	A-037-S	A-037-S
SAMPLE DESCRIPTION					GROUNDWATER					
SAMPLE DATE		04/19/88	04/19/88	05/26/88	06/13/88	07/19/88	08/16/88	09/13/88	10/21/88	11/11/88
LABORATORY SAMPLE I.D.		63949015	88GW6827	88GE0317	65496004	66637005	67540004	68445013	69723005	70428010
SAMPLE RUN NUMBER		01	01	01	01	01	01	01	01	01
SAMPLE COMMENT CODE										
PARAMETER	UNITS									
VOLATILE ORGANICS (Continued)										
BROMOFORM	ug/l	NA	NA	NA	NA	NA	NA	NA	NA	NA
BROMOMETHANE	ug/l	NA	NA	NA	NA	NA	NA	NA	NA	NA
CARBON TETRACHLORIDE	ug/l	NA	NA	NA	NA	NA	NA	NA	NA	NA
CHLOROBENZENE	ug/l	NA	NA	NA	NA	NA	NA	NA	NA	NA
CHLORODIBROMOMETHANE	ug/l	NA	NA	NA	NA	NA	NA	NA	NA	NA
CHLOROETHANE	ug/l	NA	NA	NA	NA	NA	NA	NA	NA	NA
CHLOROFORM	ug/l	NA	NA	NA	NA	NA	NA	NA	NA	NA
CHLOROMETHANE	ug/l	NA	NA	NA	NA	NA	NA	NA	NA	NA
CIS-1,3-DICHLOROPROPYLENE	ug/l	NA	NA	NA	NA	NA	NA	NA	NA	NA
DICHLORODIFLUOROMETHANE	ug/l	NA	NA	NA	NA	NA	NA	NA	NA	NA
ETHYLBENZENE	ug/l	NA	NA	NA	NA	NA	NA	NA	NA	NA
METHYLENE CHLORIDE	ug/l	NA	NA	NA	NA	NA	NA	NA	NA	NA
TETRACHLOROETHYLENE	ug/l	NA	NA	NA	NA	NA	NA	NA	NA	NA
TOLUENE	ug/l	NA	NA	NA	NA	NA	NA	NA	NA	NA
TRANS-1,2-DICHLOROETHYLENE	ug/l	NA	NA	NA	NA	NA	NA	NA	NA	NA
TRANS-1,3-DICHLOROPROPENE	ug/l	NA	NA	NA	NA	NA	NA	NA	NA	NA
TRICHLOROETHYLENE	ug/l	NA	NA	NA	NA	NA	NA	NA	NA	NA
TRICHLOROFLUOROMETHANE	ug/l	NA	NA	NA	NA	NA	NA	NA	NA	NA
VINYL CHLORIDE	ug/l	NA	NA	NA	NA	NA	NA	NA	NA	NA
XYLENE, TOTAL	ug/l	NA	NA	NA	NA	NA	NA	NA	NA	NA

IBM POUGHKEEPSIE
Airport Monitoring Wells 1988 - 1989 Data Report
10/18/90

SAMPLE LOCATION		A-037-S	A-037-S	A-037-S	A-039-S	A-039-S	A-039-S	A-039-S	A-039-S
SAMPLE DESCRIPTION			GROUNDWATER	GROUNDWATER					
SAMPLE DATE		12/06/88	01/16/89	02/15/89	02/05/88	02/15/88	02/26/88	04/19/88	05/26/88
LABORATORY SAMPLE I.D.		71038008	72131007	73180007	61777004	62034001	62376001	63949013	88GW0318
SAMPLE RUN NUMBER		01	01	01	01	01	01	01	01
SAMPLE COMMENT CODE				!					
PARAMETER	UNITS								
BASE/NEUTRAL EXTRACTABLES									
1,2-DICHLOROBENZENE	ug/l	NA	NA	NA	NA	NA	NA	NA	NA
1,3-DICHLOROBENZENE	ug/l	NA	NA	NA	NA	NA	NA	NA	NA
1,4-DICHLOROBENZENE	ug/l	NA	NA	NA	NA	NA	NA	NA	NA
2-CHLOROETHYLVINYL ETHER	ug/l	NA	NA	NA	NA	NA	NA	NA	NA
INDICATOR PARAMETERS									
BIOCHEMICAL OXYGEN DEMAND	mg/l	NA	NA	NA	NA	NA	NA	NA	NA
COLOR	PT-CO	NA	NA	NA	NA	NA	NA	NA	NA
HARDNESS, TOTAL	mg/l	NA	NA	NA	NA	NA	NA	NA	NA
ODOR		NA	NA	NA	NA	NA	NA	NA	NA
PH	pH	6.20	6.27	6.21	5.83	NA	6.89	5.95	6.25
SPECIFIC CONDUCTANCE	umhos/cm	399	1088	1008	122	NA	430	995	388
TEMPERATURE	C	NA	NA	NA	6.4	NA	NA	NA	NA
TOTAL DISSOLVED SOLIDS	mg/l	NA	NA	NA	NA	NA	NA	NA	NA
TURBIDITY	tu	NA	NA	NA	NA	NA	NA	NA	NA
INORGANICS									
ALKALINITY, TOTAL	mg/l	NA	NA	NA	NA	NA	NA	NA	NA
AMMONIA, TOTAL	mg/l	NA	NA	NA	NA	NA	NA	NA	NA
CHLORIDE	mg/l	NA	NA	NA	NA	NA	NA	NA	NA
CYANIDE, DISSOLVED	mg/l	NA	NA	NA	NA	NA	NA	NA	NA
NITRATE	mg/l	NA	NA	NA	NA	NA	NA	NA	NA
SODIUM, DISSOLVED	mg/l	NA	NA	NA	NA	NA	NA	NA	NA
SULFATE	mg/l	NA	NA	NA	NA	NA	NA	NA	NA
METALS									
ANTIMONY, DISSOLVED	mg/l	NA	NA	NA	NA	NA	NA	NA	NA
ARSENIC, DISSOLVED	mg/l	NA	NA	NA	NA	NA	NA	NA	NA
BERYLLIUM, DISSOLVED	mg/l	NA	NA	NA	NA	NA	NA	NA	NA
CADMIUM, DISSOLVED	mg/l	NA	NA	NA	NA	NA	NA	NA	NA
CALCIUM, DISSOLVED	mg/l	NA	NA	NA	NA	NA	NA	NA	NA
CHROMIUM, DISSOLVED	mg/l	NA	NA	NA	NA	NA	NA	NA	NA

IBM POUGHKEEPSIE
Airport Monitoring Wells 1988 - 1989 Data Report
10/18/90

SAMPLE LOCATION		A-037-S	A-037-S	A-037-S	A-039-S	A-039-S	A-039-S	A-039-S	A-039-S
SAMPLE DESCRIPTION			GROUNDWATER	GROUNDWATER					
SAMPLE DATE		12/06/88	01/16/89	02/15/89	02/05/88	02/15/88	02/26/88	04/19/88	05/26/88
LABORATORY SAMPLE I.D.		71038008	72131007	73180007	61777004	62034001	62376001	63949013	88GW0318
SAMPLE RUN NUMBER		01	01	01	01	01	01	01	01
SAMPLE COMMENT CODE				!					
PARAMETER	UNITS								
METALS (Continued)									
COPPER, DISSOLVED	mg/l	NA	NA	NA	NA	NA	NA	NA	NA
IRON, DISSOLVED	mg/l	NA	NA	NA	NA	NA	NA	NA	NA
LEAD, DISSOLVED	mg/l	NA	NA	NA	NA	NA	NA	NA	NA
MAGNESIUM, DISSOLVED	mg/l	NA	NA	NA	NA	NA	NA	NA	NA
MANGANESE, DISSOLVED	mg/l	NA	NA	NA	NA	NA	NA	NA	NA
MERCURY, DISSOLVED	mg/l	NA	NA	NA	NA	NA	NA	NA	NA
NICKEL, DISSOLVED	mg/l	NA	NA	NA	NA	NA	NA	NA	NA
POTASSIUM, DISSOLVED	mg/l	NA	NA	NA	NA	NA	NA	NA	NA
SELENIUM, DISSOLVED	mg/l	NA	NA	NA	NA	NA	NA	NA	NA
SILVER, DISSOLVED	mg/l	NA	NA	NA	NA	NA	NA	NA	NA
THALLIUM, DISSOLVED	mg/l	NA	NA	NA	NA	NA	NA	NA	NA
ZINC, DISSOLVED	mg/l	NA	NA	NA	NA	NA	NA	NA	NA
PETROLEUM PRODUCTS									
FUEL OIL #1	ul/l	ND@0.1	ND@0.1	ND@0.1	ND@0.1	<0.1	<0.1	<0.1	NA
FUEL OIL #2	ul/l	ND@0.1	ND@0.1	ND@0.1	ND@0.1	<0.1	<0.1	<0.1	ND@0.1
FUEL OIL #3	ul/l	ND@0.1	ND@0.1	ND@0.1	ND@0.1	<0.1	<0.1	<0.1	NA
FUEL OIL #4	ul/l	ND@0.1	ND@0.1	ND@0.1	ND@0.1	<0.1	<0.1	<0.1	ND@0.1
FUEL OIL #5	ul/l	ND@0.1	ND@0.1	ND@0.1	ND@0.1	<0.1	<0.1	<0.1	NA
FUEL OIL #6	ul/l	ND@0.1	ND@0.1	ND@0.1	ND@0.1	<0.1	<0.1	<0.1	ND@0.1
GASOLINE	ug/l	NA	NA	NA	NA	NA	NA	NA	NA
OIL & GREASE	ug/l	0.9 ^	2.3 ^	1.3 ^	NA	1.3 ^	1.0 ^	1.7 ^	2 ^
TOTAL PETROLEUM HYDROCARBON	mg/l	NA	NA	NA	NA	NA	NA	NA	NA
VOLATILE ORGANICS									
1,1,1-TRICHLOROETHANE	ug/l	NA	NA	NA	NA	NA	NA	NA	NA
1,1,2,2-TETRACHLOROETHANE	ug/l	NA	NA	NA	NA	NA	NA	NA	NA
1,1,2-TRICHLORO-1,2,2-TRIFLUOROETHANE	ug/l	NA	NA	NA	NA	NA	NA	NA	NA
1,1,2-TRICHLOROETHANE	ug/l	NA	NA	NA	NA	NA	NA	NA	NA
1,1-DICHLOROETHANE	ug/l	NA	NA	NA	NA	NA	NA	NA	NA
1,1-DICHLOROETHYLENE	ug/l	NA	NA	NA	NA	NA	NA	NA	NA
1,2-DICHLOROETHANE	ug/l	NA	NA	NA	NA	NA	NA	NA	NA
1,2-DICHLOROPROPANE	ug/l	NA	NA	NA	NA	NA	NA	NA	NA
BENZENE	ug/l	NA	NA	NA	NA	NA	NA	NA	NA
BROMODICHLOROMETHANE	ug/l	NA	NA	NA	NA	NA	NA	NA	NA

IBM POUGHKEEPSIE
Airport Monitoring Wells 1988 - 1989 Data Report
10/18/90

SAMPLE LOCATION		A-037-S	A-037-S	A-037-S	A-039-S	A-039-S	A-039-S	A-039-S	A-039-S
SAMPLE DESCRIPTION			GROUNDWATER	GROUNDWATER					
SAMPLE DATE		12/06/88	01/16/89	02/15/89	02/05/88	02/15/88	02/26/88	04/19/88	05/26/88
LABORATORY SAMPLE I.D.		71038008	72131007	73180007	61777004	62034001	62376001	63949013	88GW0318
SAMPLE RUN NUMBER		01	01	01	01	01	01	01	01
SAMPLE COMMENT CODE				!					
PARAMETER	UNITS								
VOLATILE ORGANICS (Continued)									
BROMOFORM	ug/l	NA	NA	NA	NA	NA	NA	NA	NA
BROMOMETHANE	ug/l	NA	NA	NA	NA	NA	NA	NA	NA
CARBON TETRACHLORIDE	ug/l	NA	NA	NA	NA	NA	NA	NA	NA
CHLOROBENZENE	ug/l	NA	NA	NA	NA	NA	NA	NA	NA
CHLORODIBROMOMETHANE	ug/l	NA	NA	NA	NA	NA	NA	NA	NA
CHLOROETHANE	ug/l	NA	NA	NA	NA	NA	NA	NA	NA
CHLOROFORM	ug/l	NA	NA	NA	NA	NA	NA	NA	NA
CHLOROMETHANE	ug/l	NA	NA	NA	NA	NA	NA	NA	NA
CIS-1,3-DICHLOROPROPYLENE	ug/l	NA	NA	NA	NA	NA	NA	NA	NA
DICHLORODIFLUOROMETHANE	ug/l	NA	NA	NA	NA	NA	NA	NA	NA
ETHYLBENZENE	ug/l	NA	NA	NA	NA	NA	NA	NA	NA
METHYLENE CHLORIDE	ug/l	NA	NA	NA	NA	NA	NA	NA	NA
TETRACHLOROETHYLENE	ug/l	NA	NA	NA	NA	NA	NA	NA	NA
TOLUENE	ug/l	NA	NA	NA	NA	NA	NA	NA	NA
TRANS-1,2-DICHLOROETHYLENE	ug/l	NA	NA	NA	NA	NA	NA	NA	NA
TRANS-1,3-DICHLOROPROPENE	ug/l	NA	NA	NA	NA	NA	NA	NA	NA
TRICHLOROETHYLENE	ug/l	NA	NA	NA	NA	NA	NA	NA	NA
TRICHLOROFLUOROMETHANE	ug/l	NA	NA	NA	NA	NA	NA	NA	NA
VINYL CHLORIDE	ug/l	NA	NA	NA	NA	NA	NA	NA	NA
XYLENE, TOTAL	ug/l	NA	NA	NA	NA	NA	NA	NA	NA

IBM POUGHKEEPSIE
Airport Monitoring Wells 1988 - 1989 Data Report
10/18/90

SAMPLE LOCATION		A-039-S	A-039-S	A-039-S	A-039-S	A-039-S	A-039-S	A-039-S	A-039-S	A-039-S
SAMPLE DESCRIPTION		GROUNDWATER								GROUNDWATER
SAMPLE DATE		06/13/88	07/19/88	08/16/88	09/13/88	09/13/88	10/20/88	11/11/88	12/06/88	01/16/89
LABORATORY SAMPLE I.D.		65496009	66637006	67540008	68445010	88GW2767	69678001	70428007	71038009	72131009
SAMPLE RUN NUMBER		01	01	01	01	01	01	01	01	01
SAMPLE COMMENT CODE										
PARAMETER	UNITS									
BASE/NEUTRAL EXTRACTABLES										
1,2-DICHLOROBENZENE	ug/l	NA	NA	NA	NA	NA	NA	NA	NA	NA
1,3-DICHLOROBENZENE	ug/l	NA	NA	NA	NA	NA	NA	NA	NA	NA
1,4-DICHLOROBENZENE	ug/l	NA	NA	NA	NA	NA	NA	NA	NA	NA
2-CHLOROETHYLVINYL ETHER	ug/l	NA	NA	NA	NA	NA	NA	NA	NA	NA
INDICATOR PARAMETERS										
BIOCHEMICAL OXYGEN DEMAND	mg/l	NA	NA	NA	NA	NA	NA	NA	NA	NA
COLOR	PT-CO	NA	NA	NA	NA	NA	NA	NA	NA	NA
HARDNESS, TOTAL	mg/l	NA	NA	NA	NA	NA	NA	NA	NA	NA
ODOR		NA	NA	NA	NA	NA	NA	NA	NA	NA
PH	pH	5.80	6.14	6.05	6.34	NA	5.96	6.27	6.76	6.41
SPECIFIC CONDUCTANCE	umhos/cm	275	210	239	231	NA	313	370	322	376
TEMPERATURE	C	NA	NA	NA	NA	NA	NA	NA	NA	NA
TOTAL DISSOLVED SOLIDS	mg/l	NA	NA	NA	NA	NA	NA	NA	NA	NA
TURBIDITY	tu	NA	NA	NA	NA	NA	NA	NA	NA	NA
INORGANICS										
ALKALINITY, TOTAL	mg/l	NA	NA	NA	NA	NA	NA	NA	NA	NA
AMMONIA, TOTAL	mg/l	NA	NA	NA	NA	NA	NA	NA	NA	NA
CHLORIDE	mg/l	NA	NA	NA	NA	NA	NA	NA	NA	NA
CYANIDE, DISSOLVED	mg/l	NA	NA	NA	NA	NA	NA	NA	NA	NA
NITRATE	mg/l	NA	NA	NA	NA	NA	NA	NA	NA	NA
SODIUM, DISSOLVED	mg/l	NA	NA	NA	NA	NA	NA	NA	NA	NA
SULFATE	mg/l	NA	NA	NA	NA	NA	NA	NA	NA	NA
METALS										
ANTIMONY, DISSOLVED	mg/l	NA	NA	NA	NA	NA	NA	NA	NA	NA
ARSENIC, DISSOLVED	mg/l	NA	NA	NA	NA	NA	NA	NA	NA	NA
BERYLLIUM, DISSOLVED	mg/l	NA	NA	NA	NA	NA	NA	NA	NA	NA
CADMIUM, DISSOLVED	mg/l	NA	NA	NA	NA	NA	NA	NA	NA	NA
CALCIUM, DISSOLVED	mg/l	NA	NA	NA	NA	NA	NA	NA	NA	NA
CHROMIUM, DISSOLVED	mg/l	NA	NA	NA	NA	NA	NA	NA	NA	NA

IBM POUGHKEEPSIE
Airport Monitoring Wells 1988 - 1989 Data Report
10/18/90

SAMPLE LOCATION		A-039-S	A-039-S	A-039-S	A-039-S	A-039-S	A-039-S	A-039-S	A-039-S	A-039-S
SAMPLE DESCRIPTION		GROUNDWATER								GROUNDWATER
SAMPLE DATE		06/13/88	07/19/88	08/16/88	09/13/88	09/13/88	10/20/88	11/11/88	12/06/88	01/16/89
LABORATORY SAMPLE I.D.		65496009	66637006	67540008	68445010	88GW2767	69678001	70428007	71038009	72131009
SAMPLE RUN NUMBER		01	01	01	01	01	01	01	01	01
SAMPLE COMMENT CODE										
PARAMETER	UNITS									
METALS (Continued)										
COPPER, DISSOLVED	mg/l	NA	NA	NA	NA	NA	NA	NA	NA	NA
IRON, DISSOLVED	mg/l	NA	NA	NA	NA	NA	NA	NA	NA	NA
LEAD, DISSOLVED	mg/l	NA	NA	NA	NA	NA	NA	NA	NA	NA
MAGNESIUM, DISSOLVED	mg/l	NA	NA	NA	NA	NA	NA	NA	NA	NA
MANGANESE, DISSOLVED	mg/l	NA	NA	NA	NA	NA	NA	NA	NA	NA
MERCURY, DISSOLVED	mg/l	NA	NA	NA	NA	NA	NA	NA	NA	NA
NICKEL, DISSOLVED	mg/l	NA	NA	NA	NA	NA	NA	NA	NA	NA
POTASSIUM, DISSOLVED	mg/l	NA	NA	NA	NA	NA	NA	NA	NA	NA
SELENIUM, DISSOLVED	mg/l	NA	NA	NA	NA	NA	NA	NA	NA	NA
SILVER, DISSOLVED	mg/l	NA	NA	NA	NA	NA	NA	NA	NA	NA
THALLIUM, DISSOLVED	mg/l	NA	NA	NA	NA	NA	NA	NA	NA	NA
ZINC, DISSOLVED	mg/l	NA	NA	NA	NA	NA	NA	NA	NA	NA
PETROLEUM PRODUCTS										
FUEL OIL #1	ul/l	<0.1	ND@0.1	ND@0.1	ND@0.1	NA	ND@0.1	ND@0.1	ND@0.1	ND@0.1
FUEL OIL #2	ul/l	<0.1	ND@0.1	ND@0.1	ND@0.1	ND@.1	ND@0.1	ND@0.1	ND@0.1	ND@0.1
FUEL OIL #3	ul/l	<0.1	ND@0.1	ND@0.1	ND@0.1	NA	ND@0.1	ND@0.1	ND@0.1	ND@0.1
FUEL OIL #4	ul/l	<0.1	ND@0.1	ND@0.1	ND@0.1	ND@.1	ND@0.1	ND@0.1	ND@0.1	ND@0.1
FUEL OIL #5	ul/l	<0.1	ND@0.1	ND@0.1	ND@0.1	NA	ND@0.1	ND@0.1	ND@0.1	ND@0.1
FUEL OIL #6	ul/l	<0.1	ND@0.1	ND@0.1	ND@0.1	ND@.1	ND@0.1	ND@0.1	ND@0.1	ND@0.1
GASOLINE	ug/l	NA	NA	NA	NA	NA	NA	NA	NA	NA
OIL & GREASE	ug/l	1.1 ^	ND@0.5 ^	0.8 ^	2.0 ^	16 ^	0.7 ^	2.1 ^	2.1 ^	2.4 ^
TOTAL PETROLEUM HYDROCARBON	mg/l	NA	NA	NA	NA	NA	NA	NA	NA	NA
VOLATILE ORGANICS										
1,1,1-TRICHLOROETHANE	ug/l	NA	NA	NA	NA	NA	NA	NA	NA	NA
1,1,2,2-TETRACHLOROETHANE	ug/l	NA	NA	NA	NA	NA	NA	NA	NA	NA
1,1,2-TRICHLORO-1,2,2-TRIFLUOROETHANE	ug/l	NA	NA	NA	NA	NA	NA	NA	NA	NA
1,1,2-TRICHLOROETHANE	ug/l	NA	NA	NA	NA	NA	NA	NA	NA	NA
1,1-DICHLOROETHANE	ug/l	NA	NA	NA	NA	NA	NA	NA	NA	NA
1,1-DICHLOROETHYLENE	ug/l	NA	NA	NA	NA	NA	NA	NA	NA	NA
1,2-DICHLOROETHANE	ug/l	NA	NA	NA	NA	NA	NA	NA	NA	NA
1,2-DICHLOROPROPANE	ug/l	NA	NA	NA	NA	NA	NA	NA	NA	NA
BENZENE	ug/l	NA	NA	NA	NA	NA	NA	NA	NA	NA
BROMODICHLOROMETHANE	ug/l	NA	NA	NA	NA	NA	NA	NA	NA	NA

IBM POUGHKEEPSIE
Airport Monitoring Wells 1988 - 1989 Data Report
10/18/90

SAMPLE LOCATION		A-039-S	A-039-S	A-039-S	A-039-S	A-039-S	A-039-S	A-039-S	A-039-S	A-039-S
SAMPLE DESCRIPTION		GROUNDWATER								GROUNDWATER
SAMPLE DATE		06/13/88	07/19/88	08/16/88	09/13/88	09/13/88	10/20/88	11/11/88	12/06/88	01/16/89
LABORATORY SAMPLE I.D.		65496009	66637006	67540008	68445010	88GW2767	69678001	70428007	71038009	72131009
SAMPLE RUN NUMBER		01	01	01	01	01	01	01	01	01
SAMPLE COMMENT CODE										
PARAMETER	UNITS									
VOLATILE ORGANICS (Continued)										
BROMOFORM	ug/l	NA	NA	NA	NA	NA	NA	NA	NA	NA
BROMOMETHANE	ug/l	NA	NA	NA	NA	NA	NA	NA	NA	NA
CARBON TETRACHLORIDE	ug/l	NA	NA	NA	NA	NA	NA	NA	NA	NA
CHLOROBENZENE	ug/l	NA	NA	NA	NA	NA	NA	NA	NA	NA
CHLORODIBROMOMETHANE	ug/l	NA	NA	NA	NA	NA	NA	NA	NA	NA
CHLOROETHANE	ug/l	NA	NA	NA	NA	NA	NA	NA	NA	NA
CHLOROFORM	ug/l	NA	NA	NA	NA	NA	NA	NA	NA	NA
CHLOROMETHANE	ug/l	NA	NA	NA	NA	NA	NA	NA	NA	NA
CIS-1,3-DICHLOROPROPYLENE	ug/l	NA	NA	NA	NA	NA	NA	NA	NA	NA
DICHLORODIFLUOROMETHANE	ug/l	NA	NA	NA	NA	NA	NA	NA	NA	NA
ETHYLBENZENE	ug/l	NA	NA	NA	NA	NA	NA	NA	NA	NA
METHYLENE CHLORIDE	ug/l	NA	NA	NA	NA	NA	NA	NA	NA	NA
TETRACHLOROETHYLENE	ug/l	NA	NA	NA	NA	NA	NA	NA	NA	NA
TOLUENE	ug/l	NA	NA	NA	NA	NA	NA	NA	NA	NA
TRANS-1,2-DICHLOROETHYLENE	ug/l	NA	NA	NA	NA	NA	NA	NA	NA	NA
TRANS-1,3-DICHLOROPROPENE	ug/l	NA	NA	NA	NA	NA	NA	NA	NA	NA
TRICHLOROETHYLENE	ug/l	NA	NA	NA	NA	NA	NA	NA	NA	NA
TRICHLOROFLUOROMETHANE	ug/l	NA	NA	NA	NA	NA	NA	NA	NA	NA
VINYL CHLORIDE	ug/l	NA	NA	NA	NA	NA	NA	NA	NA	NA
XYLENE, TOTAL	ug/l	NA	NA	NA	NA	NA	NA	NA	NA	NA

IBM POUGHKEEPSIE
Airport Monitoring Wells 1988 - 1989 Data Report
10/18/90

SAMPLE LOCATION		A-039-S	A-039-S	A-040-S	A-040-S	A-040-S	A-040-S	A-040-S	A-040-S
SAMPLE DESCRIPTION		GROUNDWATER	GROUNDWATER				GROUNDWATER	GROUNDWATER	GROUNDWATER
SAMPLE DATE		02/15/89	07/19/89	08/26/88	09/07/88	09/20/88	01/26/89	02/14/89	03/23/89
LABORATORY SAMPLE I.D.		73180008	78093014	67912005	68231005	68695005	72562005	73137004	74237010
SAMPLE RUN NUMBER		01	01	01	01	01	01	01	01
SAMPLE COMMENT CODE		!					!	!	
PARAMETER	UNITS								
BASE/NEUTRAL EXTRACTABLES									
1,2-DICHLOROBENZENE	ug/l	NA	NA	ND@1.0	ND@1.0	ND@1.0	NA	ND@1.0	ND@1.0
1,3-DICHLOROBENZENE	ug/l	NA	NA	ND@1.0	ND@1.0	ND@1.0	NA	ND@1.0	ND@1.0
1,4-DICHLOROBENZENE	ug/l	NA	NA	ND@1.0	ND@1.0	ND@1.0	NA	ND@1.0	ND@1.0
2-CHLOROETHYLVINYL ETHER	ug/l	NA	NA	ND@1.0	ND@1.0	ND@1.0	NA	ND@1.0	ND@1.0
INDICATOR PARAMETERS									
BIOCHEMICAL OXYGEN DEMAND	mg/l	NA	NA	NA	NA	NA	NA	NA	NA
COLOR	PT-CO	NA	NA	NA	NA	NA	NA	NA	NA
HARDNESS, TOTAL	mg/l	NA	NA	NA	NA	NA	440	NA	NA
ODOR		NA	NA	NA	NA	NA	NA	NA	NA
PH	pH	6.45	5.89	7.28	6.71	6.72	6.79	7.19	7.12
SPECIFIC CONDUCTANCE	umhos/cm	327	258	1428	1011	1031	1236	1271	817
TEMPERATURE	C	NA	NA	NA	NA	NA	NA	NA	NA
TOTAL DISSOLVED SOLIDS	mg/l	NA	NA	NA	NA	NA	560	NA	NA
TURBIDITY	tu	NA	NA	NA	NA	NA	70	NA	NA
INORGANICS									
ALKALINITY, TOTAL	mg/l	NA	NA	NA	NA	NA	330	NA	NA
AMMONIA, TOTAL	mg/l	NA	NA	NA	NA	NA	NA	NA	NA
CHLORIDE	mg/l	NA	NA	NA	NA	NA	49	NA	NA
CYANIDE, DISSOLVED	mg/l	NA	NA	NA	NA	NA	NA	NA	NA
NITRATE	mg/l	NA	NA	NA	NA	NA	0.5	NA	NA
SODIUM, DISSOLVED	mg/l	NA	NA	NA	NA	NA	36	NA	NA
SULFATE	mg/l	NA	NA	NA	NA	NA	ND@10	NA	NA
METALS									
ANTIMONY, DISSOLVED	mg/l	NA	NA	NA	NA	NA	NA	NA	NA
ARSENIC, DISSOLVED	mg/l	NA	NA	NA	NA	NA	NA	NA	NA
BERYLLIUM, DISSOLVED	mg/l	NA	NA	NA	NA	NA	NA	NA	NA
CADMIUM, DISSOLVED	mg/l	NA	NA	NA	NA	NA	NA	NA	NA
CALCIUM, DISSOLVED	mg/l	NA	NA	NA	NA	NA	100	NA	NA
CHROMIUM, DISSOLVED	mg/l	NA	NA	NA	NA	NA	NA	NA	NA

IBM POUGHKEEPSIE
Airport Monitoring Wells 1988 - 1989 Data Report
10/18/90

SAMPLE LOCATION		A-039-S	A-039-S	A-040-S	A-040-S	A-040-S	A-040-S	A-040-S	A-040-S
SAMPLE DESCRIPTION		GROUNDWATER	GROUNDWATER				GROUNDWATER	GROUNDWATER	GROUNDWATER
SAMPLE DATE		02/15/89	07/19/89	08/26/88	09/07/88	09/20/88	01/26/89	02/14/89	03/23/89
LABORATORY SAMPLE I.D.		73180008	78093014	67912005	68231005	68695005	72562005	73137004	74237010
SAMPLE RUN NUMBER		01	01	01	01	01	01	01	01
SAMPLE COMMENT CODE		!					!	!	
PARAMETER	UNITS								
METALS (Continued)									
COPPER, DISSOLVED	mg/l	NA	NA	NA	NA	NA	NA	NA	NA
IRON, DISSOLVED	mg/l	NA	NA	NA	NA	NA	28	NA	NA
LEAD, DISSOLVED	mg/l	NA	NA	NA	NA	NA	NA	NA	NA
MAGNESIUM, DISSOLVED	mg/l	NA	NA	NA	NA	NA	14	NA	NA
MANGANESE, DISSOLVED	mg/l	NA	NA	NA	NA	NA	15	NA	NA
MERCURY, DISSOLVED	mg/l	NA	NA	NA	NA	NA	NA	NA	NA
NICKEL, DISSOLVED	mg/l	NA	NA	NA	NA	NA	NA	NA	NA
POTASSIUM, DISSOLVED	mg/l	NA	NA	NA	NA	NA	3.8	NA	NA
SELENIUM, DISSOLVED	mg/l	NA	NA	NA	NA	NA	NA	NA	NA
SILVER, DISSOLVED	mg/l	NA	NA	NA	NA	NA	NA	NA	NA
THALLIUM, DISSOLVED	mg/l	NA	NA	NA	NA	NA	NA	NA	NA
ZINC, DISSOLVED	mg/l	NA	NA	NA	NA	NA	NA	NA	NA
PETROLEUM PRODUCTS									
FUEL OIL #1	ul/l	ND@0.1	ND@0.1	ND@0.1	NA	NA	NA	NA	NA
FUEL OIL #2	ul/l	ND@0.1	ND@0.1	ND@0.1	NA	NA	NA	NA	NA
FUEL OIL #3	ul/l	ND@0.1	ND@0.1	ND@0.1	NA	NA	NA	NA	NA
FUEL OIL #4	ul/l	ND@0.1	ND@0.1	ND@0.1	NA	NA	NA	NA	NA
FUEL OIL #5	ul/l	ND@0.1	ND@0.1	ND@0.1	NA	NA	NA	NA	NA
FUEL OIL #6	ul/l	ND@0.1	ND@0.1	ND@0.1	NA	NA	NA	NA	NA
GASOLINE	ug/l	NA	NA	NA	NA	NA	NA	NA	NA
OIL & GREASE	ug/l	1.3	NA	ND@0.5	NA	NA	NA	NA	NA
TOTAL PETROLEUM HYDROCARBON	mg/l	NA	NA	NA	NA	NA	NA	NA	NA
VOLATILE ORGANICS									
1,1,1-TRICHLOROETHANE	ug/l	NA	NA	ND@1.0	ND@1.0	ND@1.0	NA	ND@1.0	ND@1.0
1,1,2,2-TETRACHLOROETHANE	ug/l	NA	NA	ND@1.0	ND@1.0	ND@1.0	NA	ND@1.0	ND@1.0
1,1,2-TRICHLORO-1,2,2-TRIFLUOROETHANE	ug/l	NA	NA	ND@1.0	ND@1.0	ND@1.0	NA	NA	NA
1,1,2-TRICHLOROETHANE	ug/l	NA	NA	ND@1.0	ND@1.0	ND@1.0	NA	ND@1.0	ND@1.0
1,1-DICHLOROETHANE	ug/l	NA	NA	87	51	71	NA	88	110
1,1-DICHLOROETHYLENE	ug/l	NA	NA	ND@1.0	ND@1.0	ND@1.0	NA	ND@1.0	ND@1.0
1,2-DICHLOROETHANE	ug/l	NA	NA	ND@1.0	ND@1.0	ND@1.0	NA	1.1	ND@1.0
1,2-DICHLOROPROPANE	ug/l	NA	NA	ND@1.0	ND@1.0	ND@1.0	NA	ND@1.0	ND@1.0
BENZENE	ug/l	NA	NA	ND@1.0	NA	NA	NA	ND@1.0	ND@1.0
BROMODICHLOROMETHANE	ug/l	NA	NA	ND@1.0	ND@1.0	ND@1.0	NA	ND@1.0	ND@1.0

IBM POUGHKEEPSIE
Airport Monitoring Wells 1988 - 1989 Data Report
10/18/90

SAMPLE LOCATION		A-039-S	A-039-S	A-040-S	A-040-S	A-040-S	A-040-S	A-040-S	A-040-S
SAMPLE DESCRIPTION		GROUNDWATER	GROUNDWATER				GROUNDWATER	GROUNDWATER	GROUNDWATER
SAMPLE DATE		02/15/89	07/19/89	08/26/88	09/07/88	09/20/88	01/26/89	02/14/89	03/23/89
LABORATORY SAMPLE I.D.		73180008	78093014	67912005	68231005	68695005	72562005	73137004	74237010
SAMPLE RUN NUMBER		01	01	01	01	01	01	01	01
SAMPLE COMMENT CODE		!					!	!	
PARAMETER	UNITS								
VOLATILE ORGANICS (Continued)									
BROMOFORM	ug/l	NA	NA	ND@1.0	ND@1.0	ND@1.0	NA	ND@1.0	ND@1.0
BROMOMETHANE	ug/l	NA	NA	ND@1.0	ND@1.0	ND@1.0	NA	ND@1.0	ND@1.0
CARBON TETRACHLORIDE	ug/l	NA	NA	ND@1.0	ND@1.0	ND@1.0	NA	ND@1.0	ND@1.0
CHLOROBENZENE	ug/l	NA	NA	ND@1.0	ND@1.0	ND@1.0	NA	ND@1.0	ND@1.0
CHLORODIBROMOMETHANE	ug/l	NA	NA	ND@1.0	ND@1.0	ND@1.0	NA	ND@1.0	ND@1.0
CHLOROETHANE	ug/l	NA	NA	ND@1.0	ND@1.0	1.5	NA	4.8	6.6
CHLOROFORM	ug/l	NA	NA	ND@1.0	ND@1.0	ND@1.0	NA	ND@1.0	ND@1.0
CHLOROMETHANE	ug/l	NA	NA	ND@1.0	ND@1.0	ND@1.0	NA	ND@1.0	ND@1.0
CIS-1,3-DICHLOROPROPYLENE	ug/l	NA	NA	ND@1.0	ND@1.0	ND@1.0	NA	ND@1.0	ND@1.0
DICHLORODIFLUOROMETHANE	ug/l	NA	NA	NA	ND@1.0	ND@1.0	NA	ND@1.0	ND@1.0
ETHYLBENZENE	ug/l	NA	NA	ND@1.0	NA	NA	NA	7.1	2.8
METHYLENE CHLORIDE	ug/l	NA	NA	ND@1.0	ND@1.0	ND@1.0	NA	ND@1.0	ND@1.0
TETRACHLOROETHYLENE	ug/l	NA	NA	ND@1.0	1.1	ND@1.0	NA	ND@1.0	ND@1.0
TOLUENE	ug/l	NA	NA	11	NA	NA	NA	10	32
TRANS-1,2-DICHLOROETHYLENE	ug/l	NA	NA	15	19	23	NA	38	28
TRANS-1,3-DICHLOROPROPENE	ug/l	NA	NA	ND@1.0	ND@1.0	ND@1.0	NA	ND@1.0	ND@1.0
TRICHLOROETHYLENE	ug/l	NA	NA	ND@1.0	ND@1.0	ND@1.0	NA	ND@1.0	ND@1.0
TRICHLOROFLUOROMETHANE	ug/l	NA	NA	ND@1.0	ND@1.0	ND@1.0	NA	ND@1.0	ND@1.0
VINYL CHLORIDE	ug/l	NA	NA	ND@1.0	ND@1.0	ND@1.0	NA	ND@1.0	ND@1.0
XYLENE, TOTAL	ug/l	NA	NA	ND@1.0	NA	NA	NA	NA	NA

IBM POUGHKEEPSIE
Airport Monitoring Wells 1988 - 1989 Data Report
10/18/90

SAMPLE LOCATION		A-040-S	A-040-S	A-040-S	A-040-S	A-040-S	A-040-S	A-040-S	A-040-S	A-040-S
SAMPLE DESCRIPTION		QC DUPLICATE	QC DUPLICATE	GROUNDWATER	GROUNDWATER	DUPLICATE	DUPLICATE	GROUNDWATER	GROUNDWATER	DUPLICATE
SAMPLE DATE		04/21/89	04/21/89	05/26/89	05/26/89	07/24/89	07/24/89	09/25/89	10/27/89	10/27/89
LABORATORY SAMPLE I.D.		75195006	88GW7918	76316004	89GW0700	78181005	8973314	80260003	81392-002	89-10-4996
SAMPLE RUN NUMBER		01	01	01	01	01	01	01	01	01
SAMPLE COMMENT CODE										
PARAMETER	UNITS									
BASE/NEUTRAL EXTRACTABLES										
1,2-DICHLOROBENZENE	ug/l	ND@1.0	ND@1.0	ND@1.0	ND@1.0	ND@50	ND@5.0	ND@1.0	ND@1.0	ND@1
1,3-DICHLOROBENZENE	ug/l	ND@1.0	ND@1.0	ND@1.0	ND@1.0	ND@50	ND@5.0	ND@1.0	ND@1.0	ND@1
1,4-DICHLOROBENZENE	ug/l	ND@1.0	ND@1.0	ND@1.0	ND@1.0	ND@50	ND@5.0	ND@1.0	ND@1.0	ND@1
2-CHLOROETHYLVINYL ETHER	ug/l	ND@1.0	ND@1.0	ND@1.0	ND@1.0	ND@50	ND@50	ND@1.0	ND@10	ND@10
INDICATOR PARAMETERS										
BIOCHEMICAL OXYGEN DEMAND	mg/l	NA	NA	NA	NA	NA	NA	NA	NA	NA
COLOR	PT-CO	NA	NA	NA	NA	NA	NA	NA	NA	NA
HARDNESS, TOTAL	mg/l	NA	NA	NA	NA	NA	NA	NA	NA	NA
ODOR		NA	NA	NA	NA	NA	NA	NA	NA	NA
PH	pH	7.07	NA	7.08	NA	6.95	NA	NA	6.77	NA
SPECIFIC CONDUCTANCE	umhos/cm	734	NA	797	NA	671	NA	NA	1846	NA
TEMPERATURE	C	NA	NA	NA	NA	NA	NA	NA	NA	NA
TOTAL DISSOLVED SOLIDS	mg/l	NA	NA	NA	NA	NA	NA	NA	NA	NA
TURBIDITY	tu	NA	NA	NA	NA	NA	NA	NA	NA	NA
INORGANICS										
ALKALINITY, TOTAL	mg/l	NA	NA	NA	NA	NA	NA	NA	NA	NA
AMMONIA, TOTAL	mg/l	NA	NA	NA	NA	NA	NA	NA	NA	NA
CHLORIDE	mg/l	NA	NA	NA	NA	NA	NA	NA	NA	NA
CYANIDE, DISSOLVED	mg/l	NA	NA	NA	NA	NA	NA	NA	NA	NA
NITRATE	mg/l	NA	NA	NA	NA	NA	NA	NA	NA	NA
SODIUM, DISSOLVED	mg/l	NA	NA	NA	NA	NA	NA	NA	NA	NA
SULFATE	mg/l	NA	NA	NA	NA	NA	NA	NA	NA	NA
METALS										
ANTIMONY, DISSOLVED	mg/l	NA	NA	NA	NA	NA	NA	NA	NA	NA
ARSENIC, DISSOLVED	mg/l	NA	NA	NA	NA	NA	NA	NA	NA	NA
BERYLLIUM, DISSOLVED	mg/l	NA	NA	NA	NA	NA	NA	NA	NA	NA
CADMIUM, DISSOLVED	mg/l	NA	NA	NA	NA	NA	NA	NA	NA	NA
CALCIUM, DISSOLVED	mg/l	NA	NA	NA	NA	NA	NA	NA	NA	NA
CHROMIUM, DISSOLVED	mg/l	NA	NA	NA	NA	NA	NA	NA	NA	NA

IBM POUGHKEEPSIE
Airport Monitoring Wells 1988 - 1989 Data Report
10/18/90

SAMPLE LOCATION		A-040-S	A-040-S	A-040-S	A-040-S	A-040-S	A-040-S	A-040-S	A-040-S	A-040-S
SAMPLE DESCRIPTION		QC DUPLICATE	QC DUPLICATE	GROUNDWATER	GROUNDWATER	DUPLICATE	DUPLICATE	GROUNDWATER	GROUNDWATER	DUPLICATE
SAMPLE DATE		04/21/89	04/21/89	05/26/89	05/26/89	07/24/89	07/24/89	09/25/89	10/27/89	10/27/89
LABORATORY SAMPLE I.D.		75195006	88GW7918	76316004	89GW0700	78181005	8973314	80260003	81392-002	89-10-4996
SAMPLE RUN NUMBER		01	01	01	01	01	01	01	01	01
SAMPLE COMMENT CODE										
PARAMETER	UNITS									
METALS (Continued)										
COPPER, DISSOLVED	mg/l	NA	NA	NA	NA	NA	NA	NA	NA	NA
IRON, DISSOLVED	mg/l	NA	NA	NA	NA	NA	NA	NA	NA	NA
LEAD, DISSOLVED	mg/l	NA	NA	NA	NA	NA	NA	NA	NA	NA
MAGNESIUM, DISSOLVED	mg/l	NA	NA	NA	NA	NA	NA	NA	NA	NA
MANGANESE, DISSOLVED	mg/l	NA	NA	NA	NA	NA	NA	NA	NA	NA
MERCURY, DISSOLVED	mg/l	NA	NA	NA	NA	NA	NA	NA	NA	NA
NICKEL, DISSOLVED	mg/l	NA	NA	NA	NA	NA	NA	NA	NA	NA
POTASSIUM, DISSOLVED	mg/l	NA	NA	NA	NA	NA	NA	NA	NA	NA
SELENIUM, DISSOLVED	mg/l	NA	NA	NA	NA	NA	NA	NA	NA	NA
SILVER, DISSOLVED	mg/l	NA	NA	NA	NA	NA	NA	NA	NA	NA
THALLIUM, DISSOLVED	mg/l	NA	NA	NA	NA	NA	NA	NA	NA	NA
ZINC, DISSOLVED	mg/l	NA	NA	NA	NA	NA	NA	NA	NA	NA
PETROLEUM PRODUCTS										
FUEL OIL #1	ul/l	NA	NA	NA	NA	ND@2.0	NA	NA	NA	NA
FUEL OIL #2	ul/l	NA	NA	NA	NA	ND@2.0	NA	NA	NA	NA
FUEL OIL #3	ul/l	NA	NA	NA	NA	ND@2.0	NA	NA	NA	NA
FUEL OIL #4	ul/l	NA	NA	NA	NA	ND@2.0	NA	NA	NA	NA
FUEL OIL #5	ul/l	NA	NA	NA	NA	ND@2.0	NA	NA	NA	NA
FUEL OIL #6	ul/l	NA	NA	NA	NA	ND@2.0	NA	NA	NA	NA
GASOLINE	ug/l	NA	NA	NA	NA	NA	NA	NA	NA	NA
OIL & GREASE	ug/l	NA	NA	NA	NA	NA	NA	NA	NA	NA
TOTAL PETROLEUM HYDROCARBON	mg/l	NA	NA	NA	NA	NA	1.8	NA	NA	NA
VOLATILE ORGANICS										
1,1,1-TRICHLOROETHANE	ug/l	ND@1.0	ND@1.0	ND@1.0	ND@1.0	ND@50	ND@5.0	ND@1.0	ND@10	ND@1
1,1,2,2-TETRACHLOROETHANE	ug/l	ND@1.0	ND@1.0	ND@1.0	ND@1.0	ND@50	ND@5.0	ND@1.0	ND@10	ND@1
1,1,2-TRICHLORO-1,2,2-TRIFLUOROETHANE	ug/l	NA	NA	NA	NA	NA	NA	NA	NA	NA
1,1,2-TRICHLOROETHANE	ug/l	ND@1.0	ND@1.0	ND@1.0	ND@1.0	ND@50	ND@5.0	ND@1.0	ND@10	ND@1
1,1-DICHLOROETHANE	ug/l	69	65	66	65	390	590	35	230	140
1,1-DICHLOROETHYLENE	ug/l	ND@1.0	ND@1.0	ND@1.0	ND@1.0	ND@50	ND@5.0	1.1	ND@10	2
1,2-DICHLOROETHANE	ug/l	ND@1.0	ND@1.0	ND@1.0	ND@1.0	ND@50	ND@5.0	1.4	ND@10	3
1,2-DICHLOROPROPANE	ug/l	ND@1.0	ND@1.0	ND@1.0	ND@1.0	ND@50	ND@5.0	ND@1.0	ND@10	ND@1
BENZENE	ug/l	ND@1.0	ND@1.0	ND@1.0	ND@1.0	ND@50	ND@5.0	ND@1.0	ND@1.0	ND@1
BROMODICHLOROMETHANE	ug/l	ND@1.0	ND@1.0	ND@1.0	ND@1.0	ND@50	ND@5.0	ND@1.0	ND@10	ND@1

IBM POUGHKEEPSIE
Airport Monitoring Wells 1988 - 1989 Data Report
10/18/90

SAMPLE LOCATION		A-040-S	A-040-S	A-040-S	A-040-S	A-040-S	A-040-S	A-040-S	A-040-S	A-040-S
SAMPLE DESCRIPTION		QC DUPLICATE	QC DUPLICATE	GROUNDWATER	GROUNDWATER	DUPLICATE	DUPLICATE	GROUNDWATER	GROUNDWATER	DUPLICATE
SAMPLE DATE		04/21/89	04/21/89	05/26/89	05/26/89	07/24/89	07/24/89	09/25/89	10/27/89	10/27/89
LABORATORY SAMPLE I.D.		75195006	88GW7918	76316004	89GW0700	78181005	8973314	80260003	81392-002	89-10-4996
SAMPLE RUN NUMBER		01	01	01	01	01	01	01	01	01
SAMPLE COMMENT CODE										
PARAMETER	UNITS									
VOLATILE ORGANICS (Continued)										
BROMOFORM	ug/l	ND@1.0	ND@1.0	ND@1.0	ND@1.0	ND@50	ND@25	ND@1.0	ND@10	ND@1
BROMOMETHANE	ug/l	ND@1.0	ND@1.0	ND@1.0	ND@1.0	ND@100	ND@5.0	ND@1.0	ND@10	ND@1
CARBON TETRACHLORIDE	ug/l	ND@1.0	ND@1.0	ND@1.0	ND@1.0	ND@50	ND@5.0	ND@1.0	ND@10	ND@1
CHLOROBENZENE	ug/l	ND@1.0	ND@1.0	ND@1.0	ND@1.0	ND@50	ND@5.0	ND@1.0	ND@1.0	ND@1
CHLORODIBROMOMETHANE	ug/l	ND@1.0	ND@1.0	ND@1.0	ND@1.0	ND@50	ND@5.0	ND@1.0	ND@10	ND@1
CHLOROETHANE	ug/l	18	18.2	44	18	ND@100	110	210	350	ND@1
CHLOROFORM	ug/l	ND@1.0	ND@1.0	ND@1.0	ND@1.0	ND@50	ND@5.0	ND@1.0	ND@10	ND@1
CHLOROMETHANE	ug/l	ND@1.0	ND@1.0	ND@1.0	ND@1.0	ND@100	ND@5.0	ND@1.0	ND@10	ND@1
CIS-1,3-DICHLOROPROPYLENE	ug/l	ND@1.0	ND@1.0	ND@1.0	ND@1.0	ND@50	ND@5.0	ND@1.0	ND@10	ND@1
DICHLORODIFLUOROMETHANE	ug/l	ND@1.0	ND@1.0	ND@1.0	ND@1.0	NA	NA	ND@1.0	ND@10	ND@1
ETHYLBENZENE	ug/l	2.2	BNRL	1.4	ND@1.0	ND@50	7	3.2	ND@1.0	ND@1
METHYLENE CHLORIDE	ug/l	ND@1.0	BNRL	ND@1.0	ND@1.0	ND@100	ND@5.0	3.5	ND@10	ND@1
TETRACHLOROETHYLENE	ug/l	ND@1.0	ND@1.0	ND@1.0	ND@1.0	ND@50	ND@5.0	ND@1.0	ND@10	ND@1
TOLUENE	ug/l	8.6	4.8	9.8	18	23	40	9.7	ND@1.0	33
TRANS-1,2-DICHLOROETHYLENE	ug/l	9.5	10	8.9	13	17	53	17	17	25
TRANS-1,3-DICHLOROPROPENE	ug/l	ND@1.0	ND@1.0	ND@1.0	ND@1.0	ND@50	ND@5.0	ND@1.0	ND@10	ND@1
TRICHLOROETHYLENE	ug/l	ND@1.0	ND@1.0	ND@1.0	ND@1.0	ND@50	ND@5.0	ND@1.0	ND@10	ND@1
TRICHLOROFLUOROMETHANE	ug/l	ND@1.0	ND@1.0	ND@1.0	ND@1.0	ND@50	ND@5.0	ND@1.0	ND@10	ND@1
VINYL CHLORIDE	ug/l	ND@1.0	ND@1.0	ND@1.0	ND@1.0	ND@100	ND@5.0	ND@1.0	ND@10	ND@1
XYLENE, TOTAL	ug/l	NA	NA	NA	NA	NA	67	NA	NA	ND@3

IBM POUGHKEEPSIE
Airport Monitoring Wells 1988 - 1989 Data Report
10/18/90

SAMPLE LOCATION		A-041-S	A-041-S	A-041-S	A-041-S	A-041-S	A-041-S	A-041-S	A-041-S	A-041-S
SAMPLE DESCRIPTION					GROUNDWATER	GROUNDWATER	GROUNDWATER	GROUNDWATER	GROUNDWATER	GROUNDWATER
SAMPLE DATE		08/26/88	09/07/88	09/20/88	01/26/89	02/14/89	03/23/89	04/21/89	05/26/89	07/24/89
LABORATORY SAMPLE I.D.		67912004	68231004	68695001	72562006	73137005	74237011	75195007	76316005	78181007
SAMPLE RUN NUMBER		01	01	01	D1	01	01	01	01	01
SAMPLE COMMENT CODE					!	!				
PARAMETER	UNITS									
BASE/NEUTRAL EXTRACTABLES										
1,2-DICHLOROBENZENE	ug/l	ND@1.0	ND@1.0	ND@1.0	NA	ND@1.0	ND@1.0	ND@1.0	ND@1.0	ND@1.0
1,3-DICHLOROBENZENE	ug/l	ND@1.0	ND@1.0	ND@1.0	NA	ND@1.0	ND@1.0	ND@1.0	ND@1.0	ND@1.0
1,4-DICHLOROBENZENE	ug/l	ND@1.0	ND@1.0	ND@1.0	NA	ND@1.0	ND@1.0	ND@1.0	ND@1.0	ND@1.0
2-CHLOROETHYLVINYL ETHER	ug/l	ND@1.0	ND@1.0	ND@1.0	NA	ND@1.0	ND@1.0	ND@1.0	ND@1.0	ND@1.0
INDICATOR PARAMETERS										
BIOCHEMICAL OXYGEN DEMAND	mg/l	NA	NA	NA	NA	NA	NA	NA	NA	NA
COLOR	PT-CO	NA	NA	NA	NA	NA	NA	NA	NA	NA
HARDNESS, TOTAL	mg/l	NA	NA	NA	230	NA	NA	NA	NA	NA
ODOR		NA	NA	NA	NA	NA	NA	NA	NA	NA
PH	pH	7.86	6.58	NA	7.10	7.00	6.84	6.58	7.07	6.81
SPECIFIC CONDUCTANCE	umhos/cm	773	770	NA	720	751	586	474	495	545
TEMPERATURE	C	NA	NA	NA	NA	NA	NA	NA	NA	NA
TOTAL DISSOLVED SOLIDS	mg/l	NA	NA	NA	300	NA	NA	NA	NA	NA
TURBIDITY	tu	NA	NA	NA	2.8	NA	NA	NA	NA	NA
INORGANICS										
ALKALINITY, TOTAL	mg/l	NA	NA	NA	170	NA	NA	NA	NA	NA
AMMONIA, TOTAL	mg/l	NA	NA	NA	NA	NA	NA	NA	NA	NA
CHLORIDE	mg/l	NA	NA	NA	35	NA	NA	NA	NA	NA
CYANIDE, DISSOLVED	mg/l	NA	NA	NA	NA	NA	NA	NA	NA	NA
NITRATE	mg/l	NA	NA	NA	6.5	NA	NA	NA	NA	NA
SODIUM, DISSOLVED	mg/l	NA	NA	NA	16	NA	NA	NA	NA	NA
SULFATE	mg/l	NA	NA	NA	30	NA	NA	NA	NA	NA
METALS										
ANTIMONY, DISSOLVED	mg/l	NA	NA	NA	NA	NA	NA	NA	NA	NA
ARSENIC, DISSOLVED	mg/l	NA	NA	NA	NA	NA	NA	NA	NA	NA
BERYLLIUM, DISSOLVED	mg/l	NA	NA	NA	NA	NA	NA	NA	NA	NA
CADMIUM, DISSOLVED	mg/l	NA	NA	NA	NA	NA	NA	NA	NA	NA
CALCIUM, DISSOLVED	mg/l	NA	NA	NA	65	NA	NA	NA	NA	NA
CHROMIUM, DISSOLVED	mg/l	NA	NA	NA	NA	NA	NA	NA	NA	NA

IBM POUGHKEEPSIE
Airport Monitoring Wells 1988 - 1989 Data Report
10/18/90

SAMPLE LOCATION		A-041-S	A-041-S	A-041-S	A-041-S	A-041-S	A-041-S	A-041-S	A-041-S	A-041-S
SAMPLE DESCRIPTION					GROUNDWATER	GROUNDWATER	GROUNDWATER	GROUNDWATER	GROUNDWATER	GROUNDWATER
SAMPLE DATE		08/26/88	09/07/88	09/20/88	01/26/89	02/14/89	03/23/89	04/21/89	05/26/89	07/24/89
LABORATORY SAMPLE I.D.		67912004	68231004	68695001	72562006	73137005	74237011	75195007	76316005	78181007
SAMPLE RUN NUMBER		01	01	01	01	01	01	01	01	01
SAMPLE COMMENT CODE					!	!				
PARANETER	UNITS									
METALS (Continued)										
COPPER, DISSOLVED	mg/l	NA	NA	NA	NA	NA	NA	NA	NA	NA
IRON, DISSOLVED	mg/l	NA	NA	NA	0.15	NA	NA	NA	NA	NA
LEAD, DISSOLVED	mg/l	NA	NA	NA	NA	NA	NA	NA	NA	NA
MAGNESIUM, DISSOLVED	mg/l	NA	NA	NA	9.3	NA	NA	NA	NA	NA
MANGANESE, DISSOLVED	mg/l	NA	NA	NA	0.15	NA	NA	NA	NA	NA
MERCURY, DISSOLVED	mg/l	NA	NA	NA	NA	NA	NA	NA	NA	NA
NICKEL, DISSOLVED	mg/l	NA	NA	NA	NA	NA	NA	NA	NA	NA
POTASSIUM, DISSOLVED	mg/l	NA	NA	NA	1.3	NA	NA	NA	NA	NA
SELENIUM, DISSOLVED	mg/l	NA	NA	NA	NA	NA	NA	NA	NA	NA
SILVER, DISSOLVED	mg/l	NA	NA	NA	NA	NA	NA	NA	NA	NA
THALLIUM, DISSOLVED	mg/l	NA	NA	NA	NA	NA	NA	NA	NA	NA
ZINC, DISSOLVED	mg/l	NA	NA	NA	NA	NA	NA	NA	NA	NA
PETROLEUM PRODUCTS										
FUEL OIL #1	ul/l	ND@0.1	NA	NA	NA	NA	NA	NA	NA	NA
FUEL OIL #2	ul/l	ND@0.1	NA	NA	NA	NA	NA	NA	NA	NA
FUEL OIL #3	ul/l	ND@0.1	NA	NA	NA	NA	NA	NA	NA	NA
FUEL OIL #4	ul/l	ND@0.1	NA	NA	NA	NA	NA	NA	NA	NA
FUEL OIL #5	ul/l	ND@0.1	NA	NA	NA	NA	NA	NA	NA	NA
FUEL OIL #6	ul/l	ND@0.1	NA	NA	NA	NA	NA	NA	NA	NA
GASOLINE	ug/l	NA	NA	NA	NA	NA	NA	NA	NA	NA
OIL & GREASE	ug/l	ND@0.5	NA	NA	NA	NA	NA	NA	NA	NA
TOTAL PETROLEUM HYDROCARBON	mg/l	NA	NA	NA	NA	NA	NA	NA	NA	NA
VOLATILE ORGANICS										
1,1,1-TRICHLOROETHANE	ug/l	ND@1.0	1.6	ND@1.0	NA	ND@1.0	1.4	2.7	5.9	6.1
1,1,2,2-TETRACHLOROETHANE	ug/l	ND@1.0	ND@1.0	ND@1.0	NA	ND@1.0	ND@1.0	ND@1.0	ND@1.0	ND@1.0
1,1,2-TRICHLORO-1,2,2-TRIFLUOROETHANE	ug/l	ND@1.0	ND@1.0	ND@1.0	NA	NA	NA	NA	NA	NA
1,1,2-TRICHLOROETHANE	ug/l	ND@1.0	ND@1.0	ND@1.0	NA	ND@1.0	ND@1.0	ND@1.0	ND@1.0	ND@1.0
1,1-DICHLOROETHANE	ug/l	ND@1.0	1.2	ND@1.0	NA	ND@1.0	ND@1.0	ND@1.0	ND@1.0	1.7
1,1-DICHLOROETHYLENE	ug/l	ND@1.0	ND@1.0	ND@1.0	NA	ND@1.0	ND@1.0	ND@1.0	ND@1.0	ND@1.0
1,2-DICHLOROETHANE	ug/l	ND@1.0	ND@1.0	ND@1.0	NA	ND@1.0	ND@1.0	ND@1.0	ND@1.0	ND@1.0
1,2-DICHLOROPROPANE	ug/l	ND@1.0	ND@1.0	ND@1.0	NA	ND@1.0	ND@1.0	ND@1.0	ND@1.0	ND@1.0
BENZENE	ug/l	ND@1.0	NA	NA	NA	ND@1.0	ND@1.0	ND@1.0	ND@1.0	ND@1.0
BROMODICHLOROMETHANE	ug/l	ND@1.0	ND@1.0	ND@1.0	NA	ND@1.0	ND@1.0	ND@1.0	ND@1.0	ND@1.0

IBM POUGHKEEPSIE
Airport Monitoring Wells 1988 - 1989 Data Report
10/18/90

SAMPLE LOCATION		A-041-S	A-041-S	A-041-S	A-041-S	A-041-S	A-041-S	A-041-S	A-041-S	A-041-S
SAMPLE DESCRIPTION					GROUNDWATER	GROUNDWATER	GROUNDWATER	GROUNDWATER	GROUNDWATER	GROUNDWATER
SAMPLE DATE		08/26/88	09/07/88	09/20/88	01/26/89	02/14/89	03/23/89	04/21/89	05/26/89	07/24/89
LABORATORY SAMPLE I.D.		67912004	68231004	68695001	72562006	73137005	74237011	75195007	76316005	78181007
SAMPLE RUN NUMBER		01	01	01	01	01	01	01	01	01
SAMPLE COMMENT CODE					!	!				
PARAMETER	UNITS									
VOLATILE ORGANICS (Continued)										
BROMOFORM	ug/l	ND@1.0	ND@1.0	ND@1.0	NA	ND@1.0	ND@1.0	ND@1.0	ND@1.0	ND@1.0
BROMOMETHANE	ug/l	ND@1.0	ND@1.0	ND@1.0	NA	ND@1.0	ND@1.0	ND@1.0	ND@1.0	ND@1.0
CARBON TETRACHLORIDE	ug/l	ND@1.0	ND@1.0	ND@1.0	NA	ND@1.0	ND@1.0	ND@1.0	ND@1.0	ND@1.0
CHLOROBENZEME	ug/l	ND@1.0	ND@1.0	ND@1.0	NA	ND@1.0	ND@1.0	ND@1.0	ND@1.0	ND@1.0
CHLORODIBROMOMETHANE	ug/l	ND@1.0	ND@1.0	ND@1.0	NA	ND@1.0	ND@1.0	ND@1.0	ND@1.0	ND@1.0
CHLOROETHANE	ug/l	ND@1.0	ND@1.0	ND@1.0	NA	ND@1.0	ND@1.0	ND@1.0	ND@1.0	ND@1.0
CHLOROFORM	ug/l	ND@1.0	ND@1.0	ND@1.0	NA	ND@1.0	ND@1.0	ND@1.0	ND@1.0	ND@1.0
CHLOROMETHANE	ug/l	ND@1.0	ND@1.0	ND@1.0	NA	ND@1.0	ND@1.0	ND@1.0	ND@1.0	ND@1.0
CIS-1,3-DICHLOROPROPYLENE	ug/l	ND@1.0	ND@1.0	ND@1.0	NA	ND@1.0	ND@1.0	ND@1.0	ND@1.0	ND@1.0
DICHLORODIFLUOROMETHANE	ug/l	NA	ND@1.0	ND@1.0	NA	ND@1.0	ND@1.0	ND@1.0	ND@1.0	ND@1.0
ETHYLBENZENE	ug/l	ND@1.0	NA	NA	NA	ND@1.0	ND@1.0	ND@1.0	ND@1.0	ND@1.0
METHYLENE CHLORIDE	ug/l	ND@1.0	ND@1.0	ND@1.0	NA	ND@1.0	ND@1.0	ND@1.0	ND@1.0	4.9
TETRACHLOROETHYLENE	ug/l	ND@1.0	ND@1.0	ND@1.0	NA	ND@1.0	ND@1.0	ND@1.0	ND@1.0	ND@1.0
TOLUENE	ug/l	ND@1.0	NA	NA	NA	ND@1.0	ND@1.0	ND@1.0	ND@1.0	ND@1.0
TRANS-1,2-DICHLOROETHYLENE	ug/l	ND@1.0	ND@1.0	ND@1.0	NA	ND@1.0	ND@1.0	ND@1.0	ND@1.0	ND@1.0
TRANS-1,3-DICHLOROPROPENE	ug/l	ND@1.0	ND@1.0	ND@1.0	NA	ND@1.0	ND@1.0	ND@1.0	ND@1.0	ND@1.0
TRICHLOROETHYLENE	ug/l	ND@1.0	ND@1.0	ND@1.0	NA	ND@1.0	ND@1.0	ND@1.0	ND@1.0	ND@1.0
TRICHLOROFLUOROMETHANE	ug/l	ND@1.0	ND@1.0	ND@1.0	NA	ND@1.0	ND@1.0	ND@1.0	ND@1.0	ND@1.0
VINYL CHLORIDE	ug/l	ND@1.0	ND@1.0	ND@1.0	NA	ND@1.0	ND@1.0	ND@1.0	ND@1.0	ND@1.0
XYLENE, TOTAL	ug/l	ND@1.0	NA	NA	NA	NA	NA	NA	NA	NA

IBM POUGHKEEPSIE
Airport Monitoring Wells 1988 - 1989 Data Report
10/18/90

SAMPLE LOCATION		A-041-S	A-041-S	A-042-S	A-042-S	A-042-S	A-042-S	A-042-S	A-042-S
SAMPLE DESCRIPTION		GROUNDWATER	GROUNDWATER					GROUNDWATER	GROUNDWATER
SAMPLE DATE		09/25/89	10/27/89	08/26/88	09/07/88	09/14/88	09/20/88	01/24/89	02/14/89
LABORATORY SAMPLE I.D.		80260004	81392-003	67912003	68231003	68523001	68695002	72526006	73137006
SAMPLE RUN NUMBER		01	01	01	01	01	01	01	01
SAMPLE COMMENT CODE								!	!
PARAMETER	UNITS								
BASE/NEUTRAL EXTRACTABLES									
1,2-DICHLOROBENZENE	ug/l	ND@1.0	ND@5.0	ND@10	ND@10	ND@50	ND@10	NA	ND@1.0
1,3-DICHLOROBENZENE	ug/l	ND@1.0	ND@5.0	ND@10	ND@10	ND@50	ND@10	NA	ND@1.0
1,4-DICHLOROBENZENE	ug/l	ND@1.0	ND@5.0	ND@10	ND@10	ND@50	ND@10	NA	ND@1.0
2-CHLOROETHYLVINYL ETHER	ug/l	ND@1.0	ND@5.0	ND@10	ND@10	ND@50	ND@10	NA	ND@1.0
INDICATOR PARAMETERS									
BIOCHEMICAL OXYGEN DEMAND	mg/l	NA	NA	NA	NA	NA	NA	NA	NA
COLOR	PT-CO	NA	NA	NA	NA	NA	NA	NA	NA
HARDNESS, TOTAL	mg/l	NA	NA	NA	NA	NA	NA	140	NA
ODOR		NA	NA	NA	NA	NA	NA	NA	NA
PH	pH	NA	NA	7.22	6.58	6.73	6.80	6.10	7.07
SPECIFIC CONDUCTANCE	umhos/cm	NA	NA	2.66	2160	2014	2055	581	1930
TEMPERATURE	C	NA	NA	NA	NA	NA	NA	NA	NA
TOTAL DISSOLVED SOLIDS	mg/l	NA	NA	NA	NA	NA	NA	200	NA
TURBIDITY	tu	NA	NA	NA	NA	NA	NA	3.5	NA
INORGANICS									
ALKALINITY, TOTAL	mg/l	NA	NA	NA	NA	NA	NA	120	NA
AMMONIA, TOTAL	mg/l	NA	NA	NA	NA	NA	NA	NA	NA
CHLORIDE	mg/l	NA	NA	NA	NA	NA	NA	25	NA
CYANIDE, DISSOLVED	mg/l	NA	NA	NA	NA	ND@0.005	NA	NA	NA
NITRATE	mg/l	NA	NA	NA	NA	NA	NA	0.74	NA
SODIUM, DISSOLVED	mg/l	NA	NA	NA	NA	NA	NA	21	NA
SULFATE	mg/l	NA	NA	NA	NA	NA	NA	14	NA
METALS									
ANTIMONY, DISSOLVED	mg/l	NA	NA	NA	NA	ND@0.060	NA	NA	NA
ARSENIC, DISSOLVED	mg/l	NA	NA	NA	NA	0.050	NA	NA	NA
BERYLLIUM, DISSOLVED	mg/l	NA	NA	NA	NA	ND@0.005	NA	NA	NA
CADMIUM, DISSOLVED	mg/l	NA	NA	NA	NA	ND@0.002	NA	NA	NA
CALCIUM, DISSOLVED	mg/l	NA	NA	NA	NA	NA	NA	37	NA
CHROMIUM, DISSOLVED	mg/l	NA	NA	NA	NA	0.03	NA	NA	NA

IBM POUGHKEEPSIE
Airport Monitoring Wells 1988 - 1989 Data Report
10/18/90

SAMPLE LOCATION		A-041-S	A-041-S	A-042-S	A-042-S	A-042-S	A-042-S	A-042-S	A-042-S
SAMPLE DESCRIPTION		GROUNDWATER	GROUNDWATER					GROUNDWATER	GROUNDWATER
SAMPLE DATE		09/25/89	10/27/89	08/26/88	09/07/88	09/14/88	09/20/88	01/24/89	02/14/89
LABORATORY SAMPLE I.D.		80260004	81392-003	67912003	68231003	68523001	68695002	72526006	73137006
SAMPLE RUN NUMBER		01	01	01	01	01	01	01	01
SAMPLE COMMENT CODE								!	!
PARAMETER	UNITS								
METALS (Continued)									
COPPER, DISSOLVED	mg/l	NA	NA	NA	NA	ND@0.05	NA	NA	NA
IRON, DISSOLVED	mg/l	NA	NA	NA	NA	NA	NA	0.18	NA
LEAD, DISSOLVED	mg/l	NA	NA	NA	NA	ND@0.005	NA	NA	NA
MAGNESIUM, DISSOLVED	mg/l	NA	NA	NA	NA	NA	NA	6.7	NA
MANGANESE, DISSOLVED	mg/l	NA	NA	NA	NA	NA	NA	0.41	NA
MERCURY, DISSOLVED	mg/l	NA	NA	NA	NA	ND@0.0004	NA	NA	NA
NICKEL, DISSOLVED	mg/l	NA	NA	NA	NA	ND@0.05	NA	NA	NA
POTASSIUM, DISSOLVED	mg/l	NA	NA	NA	NA	NA	NA	1.9	NA
SELENIUM, DISSOLVED	mg/l	NA	NA	NA	NA	ND@0.002	NA	NA	NA
SILVER, DISSOLVED	mg/l	NA	NA	NA	NA	ND@0.01	NA	NA	NA
THALLIUM, DISSOLVED	mg/l	NA	NA	NA	NA	ND@0.010	NA	NA	NA
ZINC, DISSOLVED	mg/l	NA	NA	NA	NA	ND@0.05	NA	NA	NA
PETROLEUM PRODUCTS									
FUEL OIL #1	ul/l	NA	NA	ND@0.1	NA	NA	NA	NA	NA
FUEL OIL #2	ul/l	NA	NA	ND@0.1	NA	NA	NA	NA	NA
FUEL OIL #3	ul/l	NA	NA	ND@0.1	NA	NA	NA	NA	NA
FUEL OIL #4	ul/l	NA	NA	ND@0.1	NA	NA	NA	NA	NA
FUEL OIL #5	ul/l	NA	NA	ND@0.1	NA	NA	NA	NA	NA
FUEL OIL #6	ul/l	NA	NA	ND@0.1	NA	NA	NA	NA	NA
GASOLINE	ug/l	NA	NA	NA	NA	NA	NA	NA	NA
OIL & GREASE	ug/l	NA	NA	1.8	NA	NA	NA	NA	NA
TOTAL PETROLEUM HYDROCARBON	mg/l	NA	NA	NA	NA	NA	NA	NA	NA
VOLATILE ORGANICS									
1,1,1-TRICHLOROETHANE	ug/l	52	2.8	ND@10	ND@10	ND@50	ND@10	NA	ND@1.0
1,1,2,2-TETRACHLOROETHANE	ug/l	ND@1.0	ND@5.0	ND@10	ND@10	ND@50	ND@10	NA	ND@1.0
1,1,2-TRICHLORO-1,2,2-TRIFLUOROETHANE	ug/l	NA	NA	ND@10	ND@10	NA	ND@10	NA	NA
1,1,2-TRICHLOROETHANE	ug/l	ND@1.0	ND@5.0	ND@10	ND@10	ND@50	ND@10	NA	ND@1.0
1,1-DICHLOROETHANE	ug/l	2.2	1.7	610	510	790	590	NA	540
1,1-DICHLOROETHYLENE	ug/l	ND@1.0	ND@5.0	ND@10	ND@10	ND@50	ND@10	NA	1.7
1,2-DICHLOROETHANE	ug/l	ND@1.0	ND@5.0	ND@10	ND@10	ND@50	ND@10	NA	1.9
1,2-DICHLOROPROPANE	ug/l	ND@1.0	ND@5.0	ND@10	ND@10	ND@50	ND@10	NA	ND@1.0
BENZENE	ug/l	ND@1.0	ND@5.0	ND@10	NA	ND@50	NA	NA	3.2
BROMODICHLOROMETHANE	ug/l	ND@1.0	ND@5.0	ND@10	ND@10	ND@50	ND@10	NA	ND@1.0

IBM POUGHKEEPSIE
Airport Monitoring Wells 1988 - 1989 Data Report
10/18/90

SAMPLE LOCATION		A-041-S	A-041-S	A-042-S	A-042-S	A-042-S	A-042-S	A-042-S	A-042-S
SAMPLE DESCRIPTION		GROUNDWATER	GROUNDWATER					GROUNDWATER	GROUNDWATER
SAMPLE DATE		09/25/89	10/27/89	08/26/88	09/07/88	09/14/88	09/20/88	01/24/89	02/14/89
LABORATORY SAMPLE I.D.		80260004	81392-003	67912003	68231003	68523001	68695002	72526006	73137006
SAMPLE RUN NUMBER		01	01	01	01	01	01	01	01
SAMPLE COMMENT CODE								!	!
PARAMETER	UNITS								
VOLATILE ORGANICS (Continued)									
BROMOFORM	ug/l	ND@1.0	ND@5.0	ND@10	ND@10	ND@50	ND@10	NA	ND@1.0
BROMOMETHANE	ug/l	ND@1.0	ND@10	ND@10	ND@10	ND@50	ND@10	NA	ND@1.0
CARBON TETRACHLORIDE	ug/l	ND@1.0	ND@5.0	ND@10	ND@10	ND@50	ND@10	NA	ND@1.0
CHLOROBENZENE	ug/l	ND@1.0	ND@5.0	ND@10	ND@10	ND@50	ND@10	NA	ND@1.0
CHLORODIBROMOMETHANE	ug/l	ND@1.0	ND@5.0	ND@10	ND@10	ND@50	ND@10	NA	ND@1.0
CHLOROETHANE	ug/l	ND@1.0	ND@10	43	ND@10	ND@50	ND@10	NA	31
CHLOROFORM	ug/l	ND@1.0	ND@5.0	ND@10	15	ND@50	33	NA	ND@1.0
CHLOROMETHANE	ug/l	ND@1.0	ND@10	ND@10	ND@10	ND@50	ND@10	NA	ND@1.0
CIS-1,3-DICHLOROPROPYLENE	ug/l	ND@1.0	ND@5.0	ND@10	ND@10	ND@50	ND@10	NA	ND@1.0
DICHLORODIFLUOROMETHANE	ug/l	ND@1.0	NA	NA	ND@10	NA	ND@10	NA	ND@1.0
ETHYLBENZENE	ug/l	ND@1.0	ND@5.0	ND@10	NA	ND@50	NA	NA	8.7
METHYLENE CHLORIDE	ug/l	ND@1.0	ND@10	ND@10	ND@10	21	ND@10	NA	1.5
TETRACHLOROETHYLENE	ug/l	ND@1.0	ND@5.0	ND@10	ND@10	ND@50	ND@10	NA	3.3
TOLUENE	ug/l	ND@1.0	ND@5.0	39	NA	51	NA	NA	27
TRANS-1,2-DICHLOROETHYLENE	ug/l	ND@1.0	ND@5.0	74	59	52	49	NA	30
TRANS-1,3-DICHLOROPROPENE	ug/l	ND@1.0	ND@5.0	ND@10	ND@10	ND@50	ND@10	NA	ND@1.0
TRICHLOROETHYLENE	ug/l	ND@1.0	ND@5.0	ND@10	ND@10	ND@50	ND@10	NA	1.7
TRICHLOROFLUOROMETHANE	ug/l	ND@1.0	ND@5.0	ND@10	ND@10	ND@50	ND@10	NA	ND@1.0
VINYL CHLORIDE	ug/l	ND@1.0	ND@10	23	ND@10	ND@50	ND@10	NA	2.3
XYLENE, TOTAL	ug/l	NA	NA	52	NA	ND@50	NA	NA	NA

IBM POUGHKEEPSIE
Airport Monitoring Wells 1988 - 1989 Data Report
10/18/90

SAMPLE LOCATION		A-042-S	A-042-S	A-042-S	A-042-S	A-042-S	A-042-S	A-043-S	A-043-S
SAMPLE DESCRIPTION		GROUNDWATER	GROUNDWATER	GROUNDWATER	GROUNDWATER	GROUNDWATER	GROUNDWATER		
SAMPLE DATE		03/22/89	04/21/89	05/26/89	07/24/89	09/25/89	10/27/89	08/26/88	09/07/88
LABORATORY SAMPLE I.D.		74237012	75195008	76316006	78181006	80260005	81392-004	67912002	682321002
SAMPLE RUN NUMBER		01	01	01	01	01	01	01	01
SAMPLE COMMENT CODE		!							
PARAMETER	UNITS								
BASE/NEUTRAL EXTRACTABLES									
1,2-DICHLOROBENZENE	ug/l	ND@1.0	ND@5.0	ND@1.0	ND@10	ND@5.0	NA	ND@1.0	ND@1.0
1,3-DICHLOROBENZENE	ug/l	ND@1.0	ND@5.0	ND@1.0	ND@10	ND@5.0	NA	ND@1.0	ND@1.0
1,4-DICHLOROBENZENE	ug/l	ND@1.0	ND@5.0	ND@1.0	ND@10	ND@5.0	NA	ND@1.0	ND@1.0
2-CHLOROETHYLVINYL ETHER	ug/l	ND@1.0	ND@5.0	ND@1.0	ND@10	ND@5.0	ND@50	ND@1.0	ND@1.0
INDICATOR PARAMETERS									
BIOCHEMICAL OXYGEN DEMAND	mg/l	NA	NA	NA	NA	NA	NA	NA	NA
COLOR	PT-CO	NA	NA	NA	NA	NA	NA	NA	NA
HARDNESS, TOTAL	mg/l	NA	NA	NA	NA	NA	NA	NA	NA
ODOR		NA	NA	NA	NA	NA	NA	NA	NA
PH	pH	7.27	7.21	7.26	7.15	6.62	NA	7.68	6.90
SPECIFIC CONDUCTANCE	umhos/cm	1391	1268	1378	990	1602	NA	1021	1073
TEMPERATURE	C	NA	NA	NA	NA	NA	NA	NA	NA
TOTAL DISSOLVED SOLIDS	mg/l	NA	NA	NA	NA	NA	NA	NA	NA
TURBIDITY	tu	NA	NA	NA	NA	NA	NA	NA	NA
INORGANICS									
ALKALINITY, TOTAL	mg/l	NA	NA	NA	NA	NA	NA	NA	NA
AMMONIA, TOTAL	mg/l	NA	NA	NA	NA	NA	NA	NA	NA
CHLORIDE	mg/l	74	NA	NA	NA	NA	NA	NA	NA
CYANIDE, DISSOLVED	mg/l	NA	NA	NA	NA	NA	NA	NA	NA
NITRATE	mg/l	NA	NA	NA	NA	NA	NA	NA	NA
SODIUM, DISSOLVED	mg/l	71	NA	NA	NA	NA	NA	NA	NA
SULFATE	mg/l	NA	NA	NA	NA	NA	NA	NA	NA
METALS									
ANTIMONY, DISSOLVED	mg/l	NA	NA	NA	NA	NA	NA	NA	NA
ARSENIC, DISSOLVED	mg/l	NA	NA	NA	NA	NA	NA	NA	NA
BERYLLIUM, DISSOLVED	mg/l	NA	NA	NA	NA	NA	NA	NA	NA
CADMIUM, DISSOLVED	mg/l	NA	NA	NA	NA	NA	NA	NA	NA
CALCIUM, DISSOLVED	mg/l	170	NA	NA	NA	NA	NA	NA	NA
CHROMIUM, DISSOLVED	mg/l	NA	NA	NA	NA	NA	NA	NA	NA

IBM POUGHKEEPSIE
Airport Monitoring Wells 1988 - 1989 Data Report
10/18/90

SAMPLE LOCATION		A-042-S	A-042-S	A-042-S	A-042-S	A-042-S	A-042-S	A-043-S	A-043-S
SAMPLE DESCRIPTION		GROUNDWATER	GROUNDWATER	GROUNDWATER	GROUNDWATER	GROUNDWATER	GROUNDWATER		
SAMPLE DATE		03/22/89	04/21/89	05/26/89	07/24/89	09/25/89	10/27/89	08/26/88	09/07/88
LABORATORY SAMPLE I.D.		74237012	75195008	76316006	78181006	80260005	81392-004	67912002	682321002
SAMPLE RUN NUMBER		01	01	01	01	01	01	01	01
SAMPLE COMMENT CODE		!							
PARAMETER	UNITS								
METALS (Continued)									
COPPER, DISSOLVED	mg/l	NA	NA	NA	NA	NA	NA	NA	NA
IRON, DISSOLVED	mg/l	NA	NA	NA	NA	NA	NA	NA	NA
LEAD, DISSOLVED	mg/l	NA	NA	NA	NA	NA	NA	NA	NA
MAGNESIUM, DISSOLVED	mg/l	NA	NA	NA	NA	NA	NA	NA	NA
MANGANESE, DISSOLVED	mg/l	NA	NA	NA	NA	NA	NA	NA	NA
MERCURY, DISSOLVED	mg/l	NA	NA	NA	NA	NA	NA	NA	NA
NICKEL, DISSOLVED	mg/l	NA	NA	NA	NA	NA	NA	NA	NA
POTASSIUM, DISSOLVED	mg/l	5.5	NA	NA	NA	NA	NA	NA	NA
SELENIUM, DISSOLVED	mg/l	NA	NA	NA	NA	NA	NA	NA	NA
SILVER, DISSOLVED	mg/l	NA	NA	NA	NA	NA	NA	NA	NA
THALLIUM, DISSOLVED	mg/l	NA	NA	NA	NA	NA	NA	NA	NA
ZINC, DISSOLVED	mg/l	NA	NA	NA	NA	NA	NA	NA	NA
PETROLEUM PRODUCTS									
FUEL OIL #1	ul/l	NA	NA	NA	NA	NA	NA	ND@1.0	NA
FUEL OIL #2	ul/l	NA	NA	NA	NA	NA	NA	ND@1.0	NA
FUEL OIL #3	ul/l	NA	NA	NA	NA	NA	NA	ND@1.0	NA
FUEL OIL #4	ul/l	NA	NA	NA	NA	NA	NA	ND@1.0	NA
FUEL OIL #5	ul/l	NA	NA	NA	NA	NA	NA	ND@1.0	NA
FUEL OIL #6	ul/l	NA	NA	NA	NA	NA	NA	ND@1.0	NA
GASOLINE	ug/l	NA	NA	NA	NA	NA	NA	NA	NA
OIL & GREASE	ug/l	NA	NA	NA	NA	NA	NA	1.5	NA
TOTAL PETROLEUM HYDROCARBON	mg/l	NA	NA	NA	NA	NA	NA	NA	NA
VOLATILE ORGANICS									
1,1,1-TRICHLOROETHANE	ug/l	ND@1.0	ND@5.0	ND@1.0	ND@10	ND@5.0	ND@50	ND@1.0	ND@1.0
1,1,2,2-TETRACHLOROETHANE	ug/l	ND@1.0	ND@5.0	ND@1.0	ND@10	ND@5.0	ND@50	ND@1.0	ND@1.0
1,1,2-TRICHLORO-1,2,2-TRIFLUOROETHANE	ug/l	NA	NA	NA	NA	NA	NA	ND@1.0	ND@1.0
1,1,2-TRICHLOROETHANE	ug/l	ND@1.0	ND@5.0	ND@1.0	ND@10	ND@5.0	ND@50	ND@1.0	ND@1.0
1,1-DICHLOROETHANE	ug/l	600	540	570	520	800	660	84	84
1,1-DICHLOROETHYLENE	ug/l	ND@1.0	ND@5.0	ND@1.0	ND@10	ND@5.0	ND@50	ND@1.0	ND@1.0
1,2-DICHLOROETHANE	ug/l	ND@1.0	ND@5.0	ND@1.0	ND@10	ND@5.0	ND@50	ND@1.0	ND@1.0
1,2-DICHLOROPROPANE	ug/l	ND@1.0	ND@5.0	ND@1.0	ND@10	ND@5.0	ND@50	ND@1.0	ND@1.0
BENZENE	ug/l	ND@1.0	ND@5.0	ND@1.0	ND@10	ND@5.0	ND@50	ND@1.0	NA
BROMODICHLOROMETHANE	ug/l	ND@1.0	ND@5.0	ND@1.0	ND@10	ND@5.0	ND@50	ND@1.0	ND@1.0

IBM POUGHKEEPSIE
Airport Monitoring Wells 1988 - 1989 Data Report
10/18/90

SAMPLE LOCATION		A-042-S	A-042-S	A-042-S	A-042-S	A-042-S	A-042-S	A-043-S	A-043-S
SAMPLE DESCRIPTION		GROUNDWATER	GROUNDWATER	GROUNDWATER	GROUNDWATER	GROUNDWATER	GROUNDWATER		
SAMPLE DATE		03/22/89	04/21/89	05/26/89	07/24/89	09/25/89	10/27/89	08/26/88	09/07/88
LABORATORY SAMPLE I.D.		74237012	75195008	76316006	78181006	80260005	81392-004	67912002	682321002
SAMPLE RUN NUMBER		01	01	01	01	01	01	01	01
SAMPLE COMMENT CODE		!							
PARAMETER	UNITS								
VOLATILE ORGANICS (Continued)									
BROMOFORM	ug/l	ND@1.0	ND@5.0	ND@1.0	ND@10	ND@5.0	ND@50	ND@1.0	ND@1.0
BROMOMETHANE	ug/l	ND@1.0	ND@5.0	ND@1.0	ND@10	ND@5.0	ND@100	ND@1.0	ND@1.0
CARBON TETRACHLORIDE	ug/l	ND@1.0	ND@5.0	ND@1.0	ND@10	ND@5.0	ND@50	ND@1.0	ND@1.0
CHLOROBENZENE	ug/l	ND@1.0	ND@5.0	ND@1.0	ND@10	ND@5.0	NA	ND@1.0	ND@1.0
CHLORODIBROMOMETHANE	ug/l	ND@1.0	ND@5.0	ND@1.0	ND@10	ND@5.0	ND@50	ND@1.0	ND@1.0
CHLOROETHANE	ug/l	ND@1.0	28	ND@1.0	110	120	540	2.3	7.7
CHLOROFORM	ug/l	ND@1.0	ND@5.0	ND@1.0	ND@10	ND@5.0	ND@50	ND@1.0	ND@1.0
CHLOROMETHANE	ug/l	ND@1.0	ND@5.0	ND@1.0	ND@10	ND@5.0	ND@100	ND@1.0	ND@1.0
CIS-1,3-DICHLOROPROPYLENE	ug/l	ND@1.0	ND@5.0	ND@1.0	ND@10	ND@5.0	ND@50	ND@1.0	ND@1.0
DICHLORODIFLUOROMETHANE	ug/l	ND@1.0	ND@5.0	ND@1.0	ND@10	ND@5.0	NA	NA	ND@1.0
ETHYLBENZENE	ug/l	38	10	ND@1.0	ND@10	16	NA	ND@1.0	NA
METHYLENE CHLORIDE	ug/l	ND@1.0	ND@5.0	ND@1.0	ND@10	ND@5.0	ND@50	ND@1.0	ND@1.0
TETRACHLOROETHYLENE	ug/l	ND@1.0	ND@5.0	ND@1.0	ND@10	ND@5.0	ND@50	ND@1.0	ND@1.0
TOLUENE	ug/l	46	47	40	17	41	39	ND@1.0	NA
TRANS-1,2-DICHLOROETHYLENE	ug/l	120	47	30	21	89	48	ND@1.0	ND@1.0
TRANS-1,3-DICHLOROPROPENE	ug/l	ND@1.0	ND@5.0	ND@1.0	ND@10	ND@5.0	ND@50	ND@1.0	ND@1.0
TRICHLOROETHYLENE	ug/l	ND@1.0	ND@5.0	ND@1.0	ND@10	ND@5.0	ND@50	ND@1.0	ND@1.0
TRICHLOROFLUOROMETHANE	ug/l	ND@1.0	ND@5.0	ND@1.0	ND@10	ND@5.0	ND@50	ND@1.0	ND@1.0
VINYL CHLORIDE	ug/l	ND@1.0	ND@5.0	ND@1.0	ND@10	ND@5.0	ND@100	ND@1.0	ND@1.0
XYLENE, TOTAL	ug/l	NA	NA	NA	NA	NA	NA	ND@1.0	NA

IBM POUGHKEEPSIE
Airport Monitoring Well 1988 - 1989 Data Report
10/18/90

SAMPLE LOCATION		A-042-S
SAMPLE DESCRIPTION		
SAMPLE DATE		09/14/88
LABORATORY SAMPLE I.D.		68523001
SAMPLE RUN NUMBER		01
SAMPLE COMMENT CODE		
PARAMETER	UNITS	
ACID EXTRACTABLES		
2,4,6-TRICHLOROPHENOL	ug/l	ND@10
2,4-DICHLOROPHENOL	ug/l	ND@10
2,4-DIMETHYLPHENOL	ug/l	BM@10
2,4-DINITROPHENOL	ug/l	ND@20
2-CHLOROPHENOL	ug/l	ND@10
2-NITROPHENOL	ug/l	ND@10
4,6-DINITRO-2-CRESOL	ug/l	ND@20
4-CHLORO-3-CRESOL	ug/l	ND@10
4-NITROPHENOL	ug/l	ND@20
PENTACHLOROPHENOL	ug/l	ND@10
PHENOLS, TOTAL	ug/l	0.31
BASE/NEUTRAL EXTRACTABLES		
1,2,4-TRICHLOROBENZENE	ug/l	ND@10
1,2-DICHLOROBENZENE	ug/l	ND@50
1,2-DIPHENYLHYDRAZINE	ug/l	ND@10
1,3-DICHLOROBENZENE	ug/l	ND@50
1,4-DICHLOROBENZENE	ug/l	ND@50
2,4-DINITROTOLUENE	ug/l	ND@10
2,6-DINITROTOLUENE	ug/l	ND@10
2-CHLOROETHYLVINYL ETHER	ug/l	ND@50
2-CHLORONAPHTHALENE	ug/l	ND@10
3,3'-DICHLOROBENZIDENE	ug/l	ND@10
4-BROMOPHENYL PHENYL ETHER	ug/l	ND@10
4-CHLOROPHENYL PHENYL ETHER	ug/l	ND@10
ACENAPHTHENE	ug/l	ND@10
ACENAPHTHYLENE	ug/l	ND@10
ANTHRACENE	ug/l	ND@10
BENZIDINE	ug/l	ND@10
BENZO(A)ANTHRACENE	ug/l	ND@10
BENZO(A)PYRENE	ug/l	ND@10
BENZO(B)FLUORANTHENE	ug/l	ND@10
BENZO(GHI)PERYLENE	ug/l	ND@10
BENZO(K)FLUORANTHENE	ug/l	ND@10
BIS(2-CHLOROETHOXY)METHANE	ug/l	ND@10
BIS(2-CHLOROISOPROPYL)ETHER	ug/l	ND@10
BIS(2-ETHYLHEXYL)PHTHALATE	ug/l	ND@10
BUTYL BENZYL PHTHALATE	ug/l	ND@10

IBM POUGHKEEPSIE
Airport Monitoring Well 1988 - 1989 Data Report
10/18/90

SAMPLE LOCATION		A-042-S
SAMPLE DESCRIPTION		
SAMPLE DATE		09/14/88
LABORATORY SAMPLE I.D.		68523001
SAMPLE RUN NUMBER		01
SAMPLE COMMENT CODE		
PARAMETER	UNITS	
BASE/NEUTRAL EXTRACTABLES (Continued)		
CHRYSENE	ug/l	ND@10
DI-N-BUTYL PHTHALATE	ug/l	ND@10
DI-N-OCTYL PHTHALATE	ug/l	ND@10
DIBENZO(A,H)ANTHRACENE	ug/l	ND@10
DIETHYL PHTHALATE	ug/l	ND@10
DIMETHYL PHTHALATE	ug/l	ND@10
ENDRIN KETONE	ug/l	ND@0.1
FLUORANTHENE	ug/l	ND@10
FLUORENE	ug/l	ND@10
HEXACHLOROBENZENE	ug/l	ND@10
HEXACHLOROBUTADIENE	ug/l	ND@10
HEXACHLOROCYCLOPENTADIENE	ug/l	ND@10
HEXACHLOROETHANE	ug/l	ND@10
INDENO(1,2,3,-C,D)PYRENE	ug/l	ND@10
ISOPHORONE	ug/l	ND@10
N-NITROSODI-N-PROPYLENE	ug/l	ND@10
N-NITROSODIMETHYLAMINE	ug/l	ND@10
N-NITROSODIPHENYLAMINE	ug/l	ND@10
NAPHTHALENE	ug/l	620
NITROBENZENE	ug/l	ND@10
PCB 1016	ug/l	ND@0.1
PCB 1221	ug/l	ND@0.1
PCB 1232	ug/l	ND@0.1
PCB 1242	ug/l	ND@0.1
PCB 1248	ug/l	ND@0.1
PCB 1254	ug/l	ND@0.1
PCB 1260	ug/l	ND@0.1
PHENANTHRENE	ug/l	ND@10
PYRENE	ug/l	ND@10
TOXAPHENE	ug/l	ND@1.0
INDICATOR PARAMETERS		
PH	pH	6.73
SPECIFIC CONDUCTANCE	umhos/cm	2014
TEMPERATURE	C	NA

IBM POUGHKEEPSIE
Airport Monitoring Well 1988 - 1989 Data Report
10/18/90

SAMPLE LOCATION		A-042-S
SAMPLE DESCRIPTION		
SAMPLE DATE		09/14/88
LABORATORY SAMPLE I.D.		68523001
SAMPLE RUN NUMBER		01
SAMPLE COMMENT CODE		
PARAMETER	UNITS	
METALS		
ANTIMONY, DISSOLVED	mg/l	ND@0.060
ARSENIC, DISSOLVED	mg/l	0.050
BERYLLIUM, DISSOLVED	mg/l	ND@0.005
CADMIUM, DISSOLVED	mg/l	ND@0.002
CHROMIUM, DISSOLVED	mg/l	0.03
COPPER, DISSOLVED	mg/l	ND@0.05
LEAD, DISSOLVED	mg/l	ND@0.005
MERCURY, DISSOLVED	mg/l	ND@0.0004
NICKEL, DISSOLVED	mg/l	ND@0.05
SELENIUM, DISSOLVED	mg/l	ND@0.002
SILVER, DISSOLVED	mg/l	ND@0.01
THALLIUM, DISSOLVED	mg/l	ND@0.010
ZINC, DISSOLVED	mg/l	ND@0.05
PESTICIDES/HERBICIDES		
4,4'-DDD	ug/l	ND@0.05
4,4'-DDE	ug/l	ND@0.05
4,4'-DDT	ug/l	ND@0.05
ALDRIN	ug/l	ND@0.05
ALPHA-BHC	ug/l	ND@0.05
ALPHA-ENDOSULFAN	ug/l	ND@0.05
BETA-BHC	ug/l	ND@0.05
BETA-ENDOSULFAN	ug/l	ND@0.05
CHLORDANE	ug/l	ND@0.5
DELTA-BHC	ug/l	ND@0.05
DIELDRIN	ug/l	ND@0.05
ENDOSULFAN SULFATE	ug/l	ND@0.05
ENDRIN	ug/l	ND@0.05
ENDRIN ALDEHYDE	ug/l	NA
GAMMA-BHC	ug/l	ND@0.05
HEPTACHLOR	ug/l	ND@0.05
HEPTACHLOR EPOXIDE	ug/l	ND@0.05
METHOXYCHLOR	ug/l	ND@0.5

IBM POUGHKEEPSIE
Airport Monitoring Well 1988 - 1989 Data Report
10/18/90

SAMPLE LOCATION		A-042-S
SAMPLE DESCRIPTION		
SAMPLE DATE		09/14/88
LABORATORY SAMPLE I.D.		68523001
SAMPLE RUN NUMBER		01
SAMPLE COMMENT CODE		
PARAMETER	UNITS	
VOLATILE ORGANICS		
1,1,1-TRICHLOROETHANE	ug/l	ND@50
1,1,2,2-TETRACHLOROETHANE	ug/l	ND@50
1,1,2-TRICHLOROETHANE	ug/l	ND@50
1,1-DICHLOROETHANE	ug/l	790
1,1-DICHLOROETHYLENE	ug/l	ND@50
1,2-DICHLOROETHANE	ug/l	ND@50
1,2-DICHLOROPROPANE	ug/l	ND@50
ACROLEIN	ug/l	ND@1000
ACRYLONITRILE	ug/l	ND@1000
BENZENE	ug/l	ND@50
BROMODICHLOROMETHANE	ug/l	ND@50
BROMOFORM	ug/l	ND@50
BROMOMETHANE	ug/l	ND@50
CARBON TETRACHLORIDE	ug/l	ND@50
CHLOROBENZENE	ug/l	ND@50
CHLORODIBROMOMETHANE	ug/l	ND@50
CHLOROETHANE	ug/l	ND@50
CHLOROFORM	ug/l	ND@50
CHLOROMETHANE	ug/l	ND@50
CIS-1,3-DICHLOROPROPYLENE	ug/l	ND@50
DICHLORODIFLUOROMETHANE	ug/l	NA
ETHYLBENZENE	ug/l	ND@50
METHYLENE CHLORIDE	ug/l	21
TETRACHLOROETHYLENE	ug/l	ND@50
TOLUENE	ug/l	51
TRANS-1,2-DICHLOROETHYLENE	ug/l	52
TRANS-1,3-DICHLOROPROPENE	ug/l	ND@50
TRICHLOROETHYLENE	ug/l	ND@50
TRICHLOROFLUOROMETHANE	ug/l	ND@50
VINYL CHLORIDE	ug/l	ND@50

IBM POUGHKEEPSIE
Airport Monitoring Wells 1988 - 1989 Data Report
10/18/90

SAMPLE LOCATION		A-043-S	A-043-S	A-043-S	A-043-S	A-043-S	A-043-S	A-043-S	A-043-S	A-043-S
SAMPLE DESCRIPTION			GROUNDWATER	GROUNDWATER	GROUNDWATER	GROUNDWATER	GROUNDWATER	GROUNDWATER	GROUNDWATER	GROUNDWATER
SAMPLE DATE		09/20/88	01/25/89	02/14/89	03/22/89	04/21/89	05/26/89	07/25/89	09/25/89	10/27/89
LABORATORY SAMPLE I.D.		68695003	72526005	73137007	74237013	75195009	76316007	78320004	80260006	81392-005
SAMPLE RUN NUMBER		01	01	01	01	01	01	01	01	01
SAMPLE COMMENT CODE			!	!						
PARAMETER	UNITS									
BASE/NEUTRAL EXTRACTABLES										
1,2-DICHLOROBENZENE	ug/l	ND@1.0	NA	ND@1.0	ND@1.0	ND@1.0	ND@1.0	ND@1.0	ND@1.0	ND@5.0
1,3-DICHLOROBENZENE	ug/l	ND@1.0	NA	ND@1.0	ND@1.0	ND@1.0	ND@1.0	ND@1.0	ND@1.0	ND@5.0
1,4-DICHLOROBENZENE	ug/l	ND@1.0	NA	ND@1.0	ND@1.0	ND@1.0	ND@1.0	ND@1.0	ND@1.0	ND@5.0
2-CHLOROETHYLVINYL ETHER	ug/l	ND@1.0	NA	ND@1.0	ND@1.0	ND@1.0	ND@1.0	ND@1.0	ND@1.0	ND@5.0
INDICATOR PARAMETERS										
BIOCHEMICAL OXYGEN DEMAND	mg/l	NA	NA	NA	NA	NA	NA	NA	NA	NA
COLOR	PT-CO	NA	NA	NA	NA	NA	NA	NA	NA	NA
HARDNESS, TOTAL	mg/l	NA	230	NA	NA	NA	NA	NA	NA	NA
ODOR		NA	NA	NA	NA	NA	NA	NA	NA	NA
PH	pH	7.04	6.55	7.40	7.24	7.53	7.45	7.35	6.95	7.08
SPECIFIC CONDUCTANCE	umhos/cm	1051	553	1055	729	647	693	875	678	1394
TEMPERATURE	C	NA	NA	NA	NA	NA	NA	NA	NA	NA
TOTAL DISSOLVED SOLIDS	mg/l	NA	10000	NA	NA	NA	NA	NA	NA	NA
TURBIDITY	tu	NA	40	NA	NA	NA	NA	NA	NA	NA
INORGANICS										
ALKALINITY, TOTAL	mg/l	NA	150	NA	NA	NA	NA	NA	NA	NA
AMMONIA, TOTAL	mg/l	NA	NA	NA	NA	NA	NA	NA	NA	NA
CHLORIDE	mg/l	NA	6850	NA	55	NA	NA	NA	NA	NA
CYANIDE, DISSOLVED	mg/l	NA	NA	NA	NA	NA	NA	NA	NA	NA
NITRATE	mg/l	NA	ND@0.5	NA	NA	NA	NA	NA	NA	NA
SODIUM, DISSOLVED	mg/l	NA	3500	NA	28	NA	NA	NA	NA	NA
SULFATE	mg/l	NA	130	NA	NA	NA	NA	NA	NA	NA
METALS										
ANTIMONY, DISSOLVED	mg/l	NA	NA	NA	NA	NA	NA	NA	NA	NA
ARSENIC, DISSOLVED	mg/l	NA	NA	NA	NA	NA	NA	NA	NA	NA
BERYLLIUM, DISSOLVED	mg/l	NA	NA	NA	NA	NA	NA	NA	NA	NA
CADMIUM, DISSOLVED	mg/l	NA	NA	NA	NA	NA	NA	NA	NA	NA
CALCIUM, DISSOLVED	mg/l	NA	61	NA	87	NA	NA	NA	NA	NA
CHROMIUM, DISSOLVED	mg/l	NA	NA	NA	NA	NA	NA	NA	NA	NA

IBM POUGHKEEPSIE
Airport Monitoring Wells 1988 - 1989 Data Report
10/18/90

SAMPLE LOCATION		A-043-S	A-043-S	A-043-S	A-043-S	A-043-S	A-043-S	A-043-S	A-043-S	A-043-S
SAMPLE DESCRIPTION			GROUNDWATER	GROUNDWATER	GROUNDWATER	GROUNDWATER	GROUNDWATER	GROUNDWATER	GROUNDWATER	GROUNDWATER
SAMPLE DATE		09/20/88	01/25/89	02/14/89	03/22/89	04/21/89	05/26/89	07/25/89	09/25/89	10/27/89
LABORATORY SAMPLE I.D.		68695003	72526005	73137007	74237013	75195009	76316007	78320004	80260006	81392-005
SAMPLE RUN NUMBER		01	01	01	01	01	01	01	01	01
SAMPLE COMMENT CODE			!	!						
PARAMETER	UNITS									
METALS (Continued)										
COPPER, DISSOLVED	mg/l	NA	NA	NA	NA	NA	NA	NA	NA	NA
IRON, DISSOLVED	mg/l	NA	0.39	NA	NA	NA	NA	NA	NA	NA
LEAD, DISSOLVED	mg/l	NA	NA	NA	NA	NA	NA	NA	NA	NA
MAGNESIUM, DISSOLVED	mg/l	NA	7.7	NA	NA	NA	NA	NA	NA	NA
MANGANESE, DISSOLVED	mg/l	NA	0.36	NA	NA	NA	NA	NA	NA	NA
MERCURY, DISSOLVED	mg/l	NA	NA	NA	NA	NA	NA	NA	NA	NA
NICKEL, DISSOLVED	mg/l	NA	NA	NA	NA	NA	NA	NA	NA	NA
POTASSIUM, DISSOLVED	mg/l	NA	4.2	NA	2.4	NA	NA	NA	NA	NA
SELENIUM, DISSOLVED	mg/l	NA	NA	NA	NA	NA	NA	NA	NA	NA
SILVER, DISSOLVED	mg/l	NA	NA	NA	NA	NA	NA	NA	NA	NA
THALLIUM, DISSOLVED	mg/l	NA	NA	NA	NA	NA	NA	NA	NA	NA
ZINC, DISSOLVED	mg/l	NA	NA	NA	NA	NA	NA	NA	NA	NA
PETROLEUM PRODUCTS										
FUEL OIL #1	ul/l	NA	NA	NA	NA	NA	NA	NA	NA	NA
FUEL OIL #2	ul/l	NA	NA	NA	NA	NA	NA	NA	NA	NA
FUEL OIL #3	ul/l	NA	NA	NA	NA	NA	NA	NA	NA	NA
FUEL OIL #4	ul/l	NA	NA	NA	NA	NA	NA	NA	NA	NA
FUEL OIL #5	ul/l	NA	NA	NA	NA	NA	NA	NA	NA	NA
FUEL OIL #6	ul/l	NA	NA	NA	NA	NA	NA	NA	NA	NA
GASOLINE	ug/l	NA	NA	NA	NA	NA	NA	NA	NA	NA
OIL & GREASE	ug/l	NA	NA	NA	NA	NA	NA	NA	NA	NA
TOTAL PETROLEUM HYDROCARBON	mg/l	NA	NA	NA	NA	NA	NA	NA	NA	NA
VOLATILE ORGANICS										
1,1,1-TRICHLOROETHANE	ug/l	ND@1.0	NA	ND@1.0	ND@1.0	ND@1.0	ND@1.0	ND@1.0	ND@1.0	ND@5.0
1,1,2,2-TETRACHLOROETHANE	ug/l	ND@1.0	NA	ND@1.0	ND@1.0	ND@1.0	ND@1.0	ND@1.0	ND@1.0	ND@5.0
1,1,2-TRICHLORO-1,2,2-TRIFLUOROETHANE	ug/l	ND@1.0	NA	NA	NA	NA	NA	NA	NA	NA
1,1,2-TRICHLOROETHANE	ug/l	ND@1.0	NA	ND@1.0	ND@1.0	ND@1.0	ND@1.0	ND@1.0	ND@1.0	ND@5.0
1,1-DICHLOROETHANE	ug/l	73	NA	59	80	97	95	79	87	84
1,1-DICHLOROETHYLENE	ug/l	ND@1.0	NA	ND@1.0	ND@1.0	ND@1.0	ND@1.0	ND@1.0	ND@1.0	ND@5.0
1,2-DICHLOROETHANE	ug/l	ND@1.0	NA	ND@1.0	ND@1.0	ND@1.0	ND@1.0	ND@1.0	ND@1.0	ND@5.0
1,2-DICHLOROPROPANE	ug/l	ND@1.0	NA	ND@1.0	ND@1.0	ND@1.0	ND@1.0	ND@1.0	ND@1.0	ND@5.0
BENZENE	ug/l	NA	NA	ND@1.0	ND@1.0	ND@1.0	ND@1.0	ND@1.0	ND@1.0	ND@5.0
BROMODICHLOROMETHANE	ug/l	ND@1.0	NA	ND@1.0	ND@1.0	ND@1.0	ND@1.0	ND@1.0	ND@1.0	ND@5.0

IBM POUGHKEEPSIE
Airport Monitoring Wells 1988 - 1989 Data Report
10/18/90

SAMPLE LOCATION		A-043-S	A-043-S	A-043-S	A-043-S	A-043-S	A-043-S	A-043-S	A-043-S	A-043-S
SAMPLE DESCRIPTION			GROUNDWATER	GROUNDWATER	GROUNDWATER	GROUNDWATER	GROUNDWATER	GROUNDWATER	GROUNDWATER	GROUNDWATER
SAMPLE DATE		09/20/88	01/25/89	02/14/89	03/22/89	04/21/89	05/26/89	07/25/89	09/25/89	10/27/89
LABORATORY SAMPLE I.D.		68695003	72526005	73137007	74237013	75195009	76316007	78320004	80260006	81392-005
SAMPLE RUN NUMBER		01	01	01	01	01	01	01	01	01
SAMPLE COMMENT CODE			!	!						
PARAMETER	UNITS									
VOLATILE ORGANICS (Continued)										
BROMOFORM	ug/l	ND@1.0	NA	ND@1.0	ND@1.0	ND@1.0	ND@1.0	ND@1.0	ND@1.0	ND@5.0
BROMOMETHANE	ug/l	ND@1.0	NA	ND@1.0	ND@1.0	ND@1.0	ND@1.0	ND@1.0	ND@1.0	ND@10
CARBON TETRACHLORIDE	ug/l	ND@1.0	NA	ND@1.0	ND@1.0	ND@1.0	ND@1.0	ND@1.0	ND@1.0	ND@5.0
CHLOROBENZENE	ug/l	ND@1.0	NA	ND@1.0	ND@1.0	ND@1.0	ND@1.0	ND@1.0	ND@1.0	ND@5.0
CHLORODIBROMOMETHANE	ug/l	ND@1.0	NA	ND@1.0	ND@1.0	ND@1.0	ND@1.0	ND@1.0	ND@1.0	ND@5.0
CHLOROETHANE	ug/l	ND@1.0	NA	2.1	2.1	ND@1.0	ND@1.0	1.5	ND@1.0	ND@10
CHLOROFORM	ug/l	ND@1.0	NA	ND@1.0	ND@1.0	ND@1.0	ND@1.0	ND@1.0	ND@1.0	ND@5.0
CHLOROMETHANE	ug/l	ND@1.0	NA	ND@1.0	ND@1.0	ND@1.0	ND@1.0	ND@1.0	ND@1.0	ND@10
CIS-1,3-DICHLOROPROPYLENE	ug/l	ND@1.0	NA	ND@1.0	ND@1.0	ND@1.0	ND@1.0	ND@1.0	ND@1.0	ND@5.0
DICHLORODIFLUOROMETHANE	ug/l	ND@1.0	NA	ND@1.0	ND@1.0	ND@1.0	ND@1.0	ND@1.0	ND@1.0	NA
ETHYLBENZENE	ug/l	NA	NA	ND@1.0	ND@1.0	ND@1.0	ND@1.0	ND@1.0	ND@1.0	ND@5.0
METHYLENE CHLORIDE	ug/l	ND@1.0	NA	1.1	1.1	ND@1.0	ND@1.0	ND@1.0	ND@1.0	ND@10
TETRACHLOROETHYLENE	ug/l	ND@1.0	NA	ND@1.0	ND@1.0	ND@1.0	ND@1.0	ND@1.0	ND@1.0	ND@5.0
TOLUENE	ug/l	NA	NA	ND@1.0	ND@1.0	ND@1.0	ND@1.0	ND@1.0	ND@1.0	ND@5.0
TRANS-1,2-DICHLOROETHYLENE	ug/l	ND@1.0	NA	ND@1.0	ND@1.0	ND@1.0	ND@1.0	ND@1.0	ND@1.0	ND@5.0
TRANS-1,3-DICHLOROPROPENE	ug/l	ND@1.0	NA	ND@1.0	ND@1.0	ND@1.0	ND@1.0	ND@1.0	ND@1.0	ND@5.0
TRICHLOROETHYLENE	ug/l	ND@1.0	NA	ND@1.0	ND@1.0	ND@1.0	ND@1.0	ND@1.0	ND@1.0	ND@5.0
TRICHLOROFLUOROMETHANE	ug/l	ND@1.0	NA	ND@1.0	ND@1.0	ND@1.0	ND@1.0	ND@1.0	ND@1.0	ND@5.0
VINYL CHLORIDE	ug/l	ND@1.0	NA	ND@1.0	ND@1.0	ND@1.0	ND@1.0	ND@1.0	ND@1.0	ND@10
XYLENE, TOTAL	ug/l	NA	NA	NA	NA	NA	NA	NA	NA	NA

IBM POUGHKEEPSIE
Airport Monitoring Wells 1988 - 1989 Data Report
10/18/90

SAMPLE LOCATION		A-044-S	A-044-S	A-044-S	A-044-S	A-044-S	A-044-S	A-044-S	A-044-S	A-044-S
SAMPLE DESCRIPTION					GROUNDWATER	GROUNDWATER	GROUNDWATER	GROUNDWATER	GROUNDWATER	GROUNDWATER
SAMPLE DATE		08/26/88	09/07/88	09/20/88	01/25/89	02/14/89	03/22/89	04/20/89	05/25/89	07/19/89
LABORATORY SAMPLE I.D.		67912001	68231001	68695004	72526007	73137008	74237014	75138008	76283003	78093015
SAMPLE RUN NUMBER		01	01	01	01	01	01	01	01	01
SAMPLE COMMENT CODE					!	!				
PARAMETER	UNITS									
BASE/NEUTRAL EXTRACTABLES										
1,2-DICHLOROBENZENE	ug/l	ND@1.0	ND@1.0	ND@1.0	NA	ND@1.0	ND@1.0	ND@1.0	ND@1.0	ND@1.0
1,3-DICHLOROBENZENE	ug/l	ND@1.0	ND@1.0	ND@1.0	NA	ND@1.0	ND@1.0	ND@1.0	ND@1.0	ND@1.0
1,4-DICHLOROBENZENE	ug/l	ND@1.0	ND@1.0	ND@1.0	NA	ND@1.0	ND@1.0	ND@1.0	ND@1.0	ND@1.0
2-CHLOROETHYLVINYL ETHER	ug/l	ND@1.0	ND@1.0	ND@1.0	NA	ND@1.0	ND@1.0	ND@1.0	ND@1.0	ND@1.0
INDICATOR PARAMETERS										
BIOCHEMICAL OXYGEN DEMAND	mg/l	NA	NA	NA	NA	NA	NA	NA	NA	NA
COLOR	PT-CO	NA	NA	NA	NA	NA	NA	NA	NA	NA
HARDNESS, TOTAL	mg/l	NA	NA	NA	200	NA	NA	NA	NA	NA
ODOR		NA	NA	NA	NA	NA	NA	NA	NA	NA
PH	pH	7.32	6.96	7.18	6.85	7.77	7.58	7.83	7.94	7.56
SPECIFIC CONDUCTANCE	umhos/cm	1478	1430	1698	657	1123	885	773	1080	1331
TEMPERATURE	C	NA	NA	NA	NA	NA	NA	NA	NA	NA
TOTAL DISSOLVED SOLIDS	mg/l	NA	NA	NA	260	NA	NA	NA	NA	NA
TURBIDITY	tu	NA	NA	NA	3.6	NA	NA	NA	NA	NA
INORGANICS										
ALKALINITY, TOTAL	mg/l	NA	NA	NA	170	NA	NA	NA	NA	NA
AMMONIA, TOTAL	mg/l	NA	NA	NA	NA	NA	NA	NA	NA	NA
CHLORIDE	mg/l	NA	NA	NA	19	NA	NA	NA	NA	NA
CYANIDE, DISSOLVED	mg/l	NA	NA	NA	NA	NA	NA	NA	NA	NA
NITRATE	mg/l	NA	NA	NA	0.32	NA	NA	NA	NA	NA
SODIUM, DISSOLVED	mg/l	NA	NA	NA	8.2	NA	NA	NA	NA	NA
SULFATE	mg/l	NA	NA	NA	24	NA	NA	NA	NA	NA
METALS										
ANTIMONY, DISSOLVED	mg/l	NA	NA	NA	NA	NA	NA	NA	NA	NA
ARSENIC, DISSOLVED	mg/l	NA	NA	NA	NA	NA	NA	NA	NA	NA
BERYLLIUM, DISSOLVED	mg/l	NA	NA	NA	NA	NA	NA	NA	NA	NA
CADMIUM, DISSOLVED	mg/l	NA	NA	NA	NA	NA	NA	NA	NA	NA
CALCIUM, DISSOLVED	mg/l	NA	NA	NA	55	NA	NA	NA	NA	NA
CHROMIUM, DISSOLVED	mg/l	NA	NA	NA	NA	NA	NA	NA	NA	NA

IBN POUGHKEEPSIE
Airport Monitoring Wells 1988 - 1989 Data Report
10/18/90

SAMPLE LOCATION		A-044-S	A-044-S	A-044-S	A-044-S	A-044-S	A-044-S	A-044-S	A-044-S	A-044-S
SAMPLE DESCRIPTION					GROUNDWATER	GROUNDWATER	GROUNDWATER	GROUNDWATER	GROUNDWATER	GROUNDWATER
SAMPLE DATE		08/26/88	09/07/88	09/20/88	01/25/89	02/14/89	03/22/89	04/20/89	05/25/89	07/19/89
LABORATORY SAMPLE I.D.		67912001	68231001	68695004	72526007	73137008	74237014	75138008	76283003	78093015
SAMPLE RUN NUMBER		01	01	01	01	01	01	01	01	01
SAMPLE COMMENT CODE					!	!				
PARAMETER	UNITS									
METALS (Continued)										
COPPER, DISSOLVED	mg/l	NA	NA	NA	NA	NA	NA	NA	NA	NA
IRON, DISSOLVED	mg/l	NA	NA	NA	0.04	NA	NA	NA	NA	NA
LEAD, DISSOLVED	mg/l	NA	NA	NA	NA	NA	NA	NA	NA	NA
MAGNESIUM, DISSOLVED	mg/l	NA	NA	NA	10	NA	NA	NA	NA	NA
MANGANESE, DISSOLVED	mg/l	NA	NA	NA	0.03	NA	NA	NA	NA	NA
MERCURY, DISSOLVED	mg/l	NA	NA	NA	NA	NA	NA	NA	NA	NA
NICKEL, DISSOLVED	mg/l	NA	NA	NA	NA	NA	NA	NA	NA	NA
POTASSIUM, DISSOLVED	mg/l	NA	NA	NA	1.4	NA	NA	NA	NA	NA
SELENIUM, DISSOLVED	mg/l	NA	NA	NA	NA	NA	NA	NA	NA	NA
SILVER, DISSOLVED	mg/l	NA	NA	NA	NA	NA	NA	NA	NA	NA
THALLIUM, DISSOLVED	mg/l	NA	NA	NA	NA	NA	NA	NA	NA	NA
ZINC, DISSOLVED	mg/l	NA	NA	NA	NA	NA	NA	NA	NA	NA
PETROLEUM PRODUCTS										
FUEL OIL #1	ul/l	ND@0.1	NA	NA	NA	NA	NA	NA	NA	NA
FUEL OIL #2	ul/l	ND@0.1	NA	NA	NA	NA	NA	NA	NA	NA
FUEL OIL #3	ul/l	ND@0.1	NA	NA	NA	NA	NA	NA	NA	NA
FUEL OIL #4	ul/l	ND@0.1	NA	NA	NA	NA	NA	NA	NA	NA
FUEL OIL #5	ul/l	ND@0.1	NA	NA	NA	NA	NA	NA	NA	NA
FUEL OIL #6	ul/l	ND@0.1	NA	NA	NA	NA	NA	NA	NA	NA
GASOLINE	ug/l	NA	NA	NA	NA	NA	NA	NA	NA	NA
OIL & GREASE	ug/l	4.0	NA	NA	NA	NA	NA	NA	NA	NA
TOTAL PETROLEUM HYDROCARBON	mg/l	NA	NA	NA	NA	NA	NA	NA	NA	NA
VOLATILE ORGANICS										
1,1,1-TRICHLOROETHANE	ug/l	ND@1.0	ND@1.0	ND@1.0	NA	ND@1.0	ND@1.0	ND@1.0	ND@1.0	ND@1.0
1,1,2,2-TETRACHLOROETHANE	ug/l	ND@1.0	ND@1.0	ND@1.0	NA	ND@1.0	ND@1.0	ND@1.0	ND@1.0	ND@1.0
1,1,2-TRICHLORO-1,2,2-TRIFLUOROETHANE	ug/l	ND@1.0	ND@1.0	ND@1.0	NA	NA	NA	NA	NA	NA
1,1,2-TRICHLOROETHANE	ug/l	ND@1.0	ND@1.0	ND@1.0	NA	ND@1.0	ND@1.0	ND@1.0	ND@1.0	ND@1.0
1,1-DICHLOROETHANE	ug/l	13	9.9	3.7	NA	1.0	ND@1.0	ND@1.0	ND@1.0	ND@1.0
1,1-DICHLOROETHYLENE	ug/l	ND@1.0	ND@1.0	ND@1.0	NA	ND@1.0	ND@1.0	ND@1.0	ND@1.0	ND@1.0
1,2-DICHLOROETHANE	ug/l	ND@1.0	ND@1.0	ND@1.0	NA	ND@1.0	ND@1.0	ND@1.0	ND@1.0	ND@1.0
1,2-DICHLOROPROPANE	ug/l	ND@1.0	ND@1.0	ND@1.0	NA	ND@1.0	ND@1.0	ND@1.0	ND@1.0	ND@1.0
BENZENE	ug/l	ND@1.0	NA	NA	NA	ND@1.0	ND@1.0	ND@1.0	ND@1.0	ND@1.0
BROMODICHLOROMETHANE	ug/l	ND@1.0	ND@1.0	ND@1.0	NA	ND@1.0	ND@1.0	ND@1.0	ND@1.0	ND@1.0

IBM POUGHKEEPSIE
Airport Monitoring Wells 1988 - 1989 Data Report
10/18/90

SAMPLE LOCATION		A-044-S	A-044-S	A-044-S	A-044-S	A-044-S	A-044-S	A-044-S	A-044-S	A-044-S
SAMPLE DESCRIPTION					GROUNDWATER	GROUNDWATER	GROUNDWATER	GROUNDWATER	GROUNDWATER	GROUNDWATER
SAMPLE DATE		08/26/88	09/07/88	09/20/88	01/25/89	02/14/89	03/22/89	04/20/89	05/25/89	07/19/89
LABORATORY SAMPLE I.D.		67912001	68231001	68695004	72526007	73137008	74237014	75138008	76283003	78093015
SAMPLE RUN NUMBER		01	01	01	01	01	01	01	01	01
SAMPLE COMMENT CODE					!	!				
PARAMETER	UNITS									
VOLATILE ORGANICS (Continued)										
BROMOFORM	ug/l	ND@1.0	ND@1.0	ND@1.0	NA	ND@1.0	ND@1.0	ND@1.0	ND@1.0	ND@1.0
BROMOMETHANE	ug/l	ND@1.0	ND@1.0	ND@1.0	NA	ND@1.0	ND@1.0	ND@1.0	ND@1.0	ND@1.0
CARBON TETRACHLORIDE	ug/l	ND@1.0	ND@1.0	ND@1.0	NA	ND@1.0	ND@1.0	ND@1.0	ND@1.0	ND@1.0
CHLOROBENZENE	ug/l	ND@1.0	ND@1.0	ND@1.0	NA	ND@1.0	ND@1.0	ND@1.0	ND@1.0	ND@1.0
CHLORODIBROMOMETHANE	ug/l	ND@1.0	ND@1.0	ND@1.0	NA	ND@1.0	ND@1.0	ND@1.0	ND@1.0	ND@1.0
CHLOROETHANE	ug/l	ND@1.0	ND@1.0	ND@1.0	NA	ND@1.0	ND@1.0	ND@1.0	ND@1.0	ND@1.0
CHLOROFORM	ug/l	ND@1.0	ND@1.0	ND@1.0	NA	ND@1.0	ND@1.0	ND@1.0	ND@1.0	ND@1.0
CHLOROMETHANE	ug/l	ND@1.0	ND@1.0	ND@1.0	NA	ND@1.0	ND@1.0	ND@1.0	ND@1.0	ND@1.0
CIS-1,3-DICHLOROPROPYLENE	ug/l	ND@1.0	ND@1.0	ND@1.0	NA	ND@1.0	ND@1.0	ND@1.0	ND@1.0	ND@1.0
DICHLORODIFLUOROMETHANE	ug/l	NA	ND@1.0	ND@1.0	NA	ND@1.0	ND@1.0	ND@1.0	ND@1.0	ND@1.0
ETHYLBENZENE	ug/l	ND@1.0	NA	NA	NA	ND@1.0	ND@1.0	ND@1.0	ND@1.0	ND@1.0
METHYLENE CHLORIDE	ug/l	ND@1.0	ND@1.0	ND@1.0	NA	ND@1.0	ND@1.0	ND@1.0	ND@1.0	ND@1.0
TETRACHLOROETHYLENE	ug/l	ND@1.0	ND@1.0	ND@1.0	NA	ND@1.0	ND@1.0	ND@1.0	ND@1.0	ND@1.0
TOLUENE	ug/l	ND@1.0	NA	NA	NA	ND@1.0	ND@1.0	ND@1.0	ND@1.0	ND@1.0
TRANS-1,2-DICHLOROETHYLENE	ug/l	ND@1.0	ND@1.0	ND@1.0	NA	ND@1.0	ND@1.0	ND@1.0	ND@1.0	ND@1.0
TRANS-1,3-DICHLOROPROPENE	ug/l	ND@1.0	ND@1.0	ND@1.0	NA	ND@1.0	ND@1.0	ND@1.0	ND@1.0	ND@1.0
TRICHLOROETHYLENE	ug/l	ND@1.0	ND@1.0	ND@1.0	NA	ND@1.0	ND@1.0	ND@1.0	ND@1.0	ND@1.0
TRICHLOROFLUOROMETHANE	ug/l	ND@1.0	ND@1.0	ND@1.0	NA	ND@1.0	ND@1.0	ND@1.0	ND@1.0	ND@1.0
VINYL CHLORIDE	ug/l	ND@1.0	ND@1.0	ND@1.0	NA	ND@1.0	ND@1.0	ND@1.0	ND@1.0	ND@1.0
XYLENE, TOTAL	ug/l	ND@1.0	NA	NA	NA	NA	NA	NA	NA	NA

IBM POUGHKEEPSIE
Airport Monitoring Wells 1988 - 1989 Data Report
10/18/90

SAMPLE LOCATION		A-044-S	A-045-G	A-045-G	A-045-G	A-045-G	A-045-G	A-045-G	A-045-G
SAMPLE DESCRIPTION		GROUNDWATER				GROUNDWATER	GROUNDWATER	GROUNDWATER	GROUNDWATER
SAMPLE DATE		10/10/89	09/01/88	09/13/88	09/20/88	01/26/89	04/11/89	07/19/89	10/10/89
LABORATORY SAMPLE I.D.		80895-012	68093002	68445003	68746001	72562007	74808003	78093016	80895-013
SAMPLE RUN NUMBER		01	01	01	01	01	01	01	01
SAMPLE COMMENT CODE						!			
PARAMETER	UNITS								
BASE/NEUTRAL EXTRACTABLES									
1,2-DICHLOROBENZENE	ug/l	ND@1.0	ND@1.0	ND@1.0	ND@1.0	NA	ND@1.0	ND@1.0	ND@1.0
1,3-DICHLOROBENZENE	ug/l	ND@1.0	ND@1.0	ND@1.0	ND@1.0	NA	ND@1.0	ND@1.0	ND@1.0
1,4-DICHLOROBENZENE	ug/l	ND@1.0	ND@1.0	ND@1.0	ND@1.0	NA	ND@1.0	ND@1.0	ND@1.0
2-CHLOROETHYLVINYL ETHER	ug/l	ND@1.0	ND@1.0	ND@1.0	ND@1.0	NA	ND@1.0	ND@1.0	ND@1.0
INDICATOR PARAMETERS									
BIOCHEMICAL OXYGEN DEMAND	mg/l	NA	NA	NA	NA	NA	NA	NA	NA
COLOR	PT-CO	NA	NA	NA	NA	NA	NA	NA	NA
HARDNESS, TOTAL	mg/l	NA	NA	NA	NA	180	NA	NA	NA
ODOR		NA	NA	NA	NA	NA	NA	NA	NA
PH	pH	6.75	7.8	7.51	7.55	7.98	7.61	7.85	6.81
SPECIFIC CONDUCTANCE	umhos/cm	1079	659	659	708	700	474	475	752
TEMPERATURE	C	NA	NA	NA	NA	NA	NA	NA	NA
TOTAL DISSOLVED SOLIDS	mg/l	NA	NA	NA	NA	270	NA	NA	NA
TURBIDITY	tu	NA	NA	NA	NA	3.0	NA	NA	NA
INORGANICS									
ALKALINITY, TOTAL	mg/l	NA	NA	NA	NA	120	NA	NA	NA
AMMONIA, TOTAL	mg/l	NA	NA	NA	NA	NA	NA	NA	NA
CHLORIDE	mg/l	NA	NA	NA	NA	46	NA	NA	NA
CYANIDE, DISSOLVED	mg/l	NA	NA	NA	NA	NA	NA	NA	NA
NITRATE	mg/l	NA	NA	NA	NA	ND@0.20	NA	NA	NA
SODIUM, DISSOLVED	mg/l	NA	NA	NA	NA	22	NA	NA	NA
SULFATE	mg/l	NA	NA	NA	NA	50	NA	NA	NA
METALS									
ANTIMONY, DISSOLVED	mg/l	NA	NA	NA	NA	NA	NA	NA	NA
ARSENIC, DISSOLVED	mg/l	NA	NA	NA	NA	NA	NA	NA	NA
BERYLLIUM, DISSOLVED	mg/l	NA	NA	NA	NA	NA	NA	NA	NA
CADMIUM, DISSOLVED	mg/l	NA	NA	NA	NA	NA	NA	NA	NA
CALCIUM, DISSOLVED	mg/l	NA	NA	NA	NA	56	NA	NA	NA
CHROMIUM, DISSOLVED	mg/l	NA	NA	NA	NA	NA	NA	NA	NA

IBM POUGHKEEPSIE
Airport Monitoring Wells 1988 - 1989 Data Report
10/18/90

SAMPLE LOCATION		A-044-S	A-045-G	A-045-G	A-045-G	A-045-G	A-045-G	A-045-G	A-045-G
SAMPLE DESCRIPTION		GROUNDWATER				GROUNDWATER	GROUNDWATER	GROUNDWATER	GROUNDWATER
SAMPLE DATE		10/10/89	09/01/88	09/13/88	09/20/88	01/26/89	04/11/89	07/19/89	10/10/89
LABORATORY SAMPLE I.D.		80895-012	68093002	68445003	68746001	72562007	74808003	78093016	80895-013
SAMPLE RUN NUMBER		01	01	01	01	01	01	01	01
SAMPLE COMMENT CODE						!			
PARAMETER	UNITS								
METALS (Continued)									
COPPER, DISSOLVED	mg/l	NA	NA	NA	NA	NA	NA	NA	NA
IRON, DISSOLVED	mg/l	NA	NA	NA	NA	0.13	NA	NA	NA
LEAD, DISSOLVED	mg/l	NA	NA	NA	NA	NA	NA	NA	NA
MAGNESIUM, DISSOLVED	mg/l	NA	NA	NA	NA	10	NA	NA	NA
MANGANESE, DISSOLVED	mg/l	NA	NA	NA	NA	0.44	NA	NA	NA
MERCURY, DISSOLVED	mg/l	NA	NA	NA	NA	NA	NA	NA	NA
NICKEL, DISSOLVED	mg/l	NA	NA	NA	NA	NA	NA	NA	NA
POTASSIUM, DISSOLVED	mg/l	NA	NA	NA	NA	1.7	NA	NA	NA
SELENIUM, DISSOLVED	mg/l	NA	NA	NA	NA	NA	NA	NA	NA
SILVER, DISSOLVED	mg/l	NA	NA	NA	NA	NA	NA	NA	NA
THALLIUM, DISSOLVED	mg/l	NA	NA	NA	NA	NA	NA	NA	NA
ZINC, DISSOLVED	mg/l	NA	NA	NA	NA	NA	NA	NA	NA
PETROLEUM PRODUCTS									
FUEL OIL #1	ul/l	NA	ND@0.1	NA	NA	NA	NA	NA	NA
FUEL OIL #2	ul/l	NA	ND@0.1	NA	NA	NA	NA	NA	NA
FUEL OIL #3	ul/l	NA	ND@0.1	NA	NA	NA	NA	NA	NA
FUEL OIL #4	ul/l	NA	ND@0.1	NA	NA	NA	NA	NA	NA
FUEL OIL #5	ul/l	NA	ND@0.1	NA	NA	NA	NA	NA	NA
FUEL OIL #6	ul/l	NA	ND@0.1	NA	NA	NA	NA	NA	NA
GASOLINE	ug/l	NA	NA	NA	NA	NA	NA	NA	NA
OIL & GREASE	ug/l	NA	1.0	NA	NA	NA	NA	NA	NA
TOTAL PETROLEUM HYDROCARBON	mg/l	NA	NA	NA	NA	NA	NA	NA	NA
VOLATILE ORGANICS									
1,1,1-TRICHLOROETHANE	ug/l	ND@1.0	ND@1.0	ND@1.0	ND@1.0	NA	ND@1.0	ND@1.0	ND@1.0
1,1,2,2-TETRACHLOROETHANE	ug/l	ND@1.0	ND@1.0	ND@1.0	ND@1.0	NA	ND@1.0	ND@1.0	ND@1.0
1,1,2-TRICHLORO-1,2,2-TRIFLUOROETHANE	ug/l	NA	ND@1.0	ND@1.0	ND@1.0	NA	NA	NA	NA
1,1,2-TRICHLOROETHANE	ug/l	ND@1.0	ND@1.0	ND@1.0	ND@1.0	NA	ND@1.0	ND@1.0	ND@1.0
1,1-DICHLOROETHANE	ug/l	1.4	ND@1.0	ND@1.0	ND@1.0	NA	ND@1.0	ND@1.0	ND@1.0
1,1-DICHLOROETHYLENE	ug/l	ND@1.0	ND@1.0	ND@1.0	ND@1.0	NA	ND@1.0	ND@1.0	ND@1.0
1,2-DICHLOROETHANE	ug/l	ND@1.0	ND@1.0	ND@1.0	ND@1.0	NA	ND@1.0	ND@1.0	ND@1.0
1,2-DICHLOROPROPANE	ug/l	ND@1.0	ND@1.0	ND@1.0	ND@1.0	NA	ND@1.0	ND@1.0	ND@1.0
BENZENE	ug/l	ND@1.0	ND@0.5	NA	NA	NA	ND@1.0	ND@1.0	ND@1.0
BROMODICHLOROMETHANE	ug/l	ND@1.0	ND@1.0	ND@1.0	ND@1.0	NA	ND@1.0	ND@1.0	ND@1.0

IBN POUGHKEEPSIE
Airport Monitoring Wells 1988 - 1989 Data Report
10/18/90

SAMPLE LOCATION		A-044-S	A-045-G	A-045-G	A-045-G	A-045-G	A-045-G	A-045-G	A-045-G
SAMPLE DESCRIPTION		GROUNDWATER				GROUNDWATER	GROUNDWATER	GROUNDWATER	GROUNDWATER
SAMPLE DATE		10/10/89	09/01/88	09/13/88	09/20/88	01/26/89	04/11/89	07/19/89	10/10/89
LABORATORY SAMPLE I.D.		80895-012	68093002	68445003	68746001	72562007	74808003	78093016	80895-013
SAMPLE RUN NUMBER		01	01	01	01	01	01	01	01
SAMPLE COMMENT CODE						!			
PARAMETER	UNITS								
VOLATILE ORGANICS (Continued)									
BROMOFORM	ug/l	ND@1.0	ND@1.0	ND@1.0	ND@1.0	NA	ND@1.0	ND@1.0	ND@1.0
BROMOMETHANE	ug/l	ND@1.0	ND@1.0	ND@1.0	ND@1.0	NA	ND@1.0	ND@1.0	ND@1.0
CARBON TETRACHLORIDE	ug/l	ND@1.0	ND@1.0	ND@1.0	ND@1.0	NA	ND@1.0	ND@1.0	ND@1.0
CHLOROBENZENE	ug/l	ND@1.0	ND@1.0	ND@1.0	ND@1.0	NA	ND@1.0	ND@1.0	ND@1.0
CHLORODIBROMOMETHANE	ug/l	ND@1.0	ND@1.0	ND@1.0	ND@1.0	NA	ND@1.0	ND@1.0	ND@1.0
CHLOROETHANE	ug/l	ND@1.0	ND@1.0	ND@1.0	ND@1.0	NA	ND@1.0	ND@1.0	ND@1.0
CHLOROFORM	ug/l	ND@1.0	ND@1.0	ND@1.0	ND@1.0	NA	ND@1.0	ND@1.0	ND@1.0
CHLOROMETHANE	ug/l	ND@1.0	ND@1.0	ND@1.0	ND@1.0	NA	ND@1.0	ND@1.0	ND@1.0
CIS-1,3-DICHLOROPROPYLENE	ug/l	ND@1.0	ND@1.0	ND@1.0	ND@1.0	NA	ND@1.0	ND@1.0	ND@1.0
DICHLORODIFLUOROMETHANE	ug/l	ND@1.0	ND@1.0	ND@1.0	ND@1.0	NA	ND@1.0	ND@1.0	ND@1.0
ETHYLBENZENE	ug/l	ND@1.0	ND@0.5	NA	NA	NA	ND@1.0	ND@1.0	ND@1.0
METHYLENE CHLORIDE	ug/l	ND@1.0	ND@1.0	ND@1.0	ND@1.0	NA	ND@1.0	ND@1.0	ND@1.0
TETRACHLOROETHYLENE	ug/l	ND@1.0	ND@1.0	ND@1.0	ND@1.0	NA	ND@1.0	ND@1.0	ND@1.0
TOLUENE	ug/l	ND@1.0	ND@0.5	NA	NA	NA	ND@1.0	ND@1.0	ND@1.0
TRANS-1,2-DICHLOROETHYLENE	ug/l	ND@1.0	ND@1.0	ND@1.0	ND@1.0	NA	ND@1.0	ND@1.0	ND@1.0
TRANS-1,3-DICHLOROPROPENE	ug/l	ND@1.0	ND@1.0	ND@1.0	ND@1.0	NA	ND@1.0	ND@1.0	ND@1.0
TRICHLOROETHYLENE	ug/l	ND@1.0	ND@1.0	ND@1.0	ND@1.0	NA	ND@1.0	ND@1.0	ND@1.0
TRICHLOROFLUOROMETHANE	ug/l	ND@1.0	ND@1.0	ND@1.0	ND@1.0	NA	ND@1.0	ND@1.0	ND@1.0
VINYL CHLORIDE	ug/l	ND@1.0	ND@1.0	ND@1.0	ND@1.0	NA	ND@1.0	ND@1.0	ND@1.0
XYLENE, TOTAL	ug/l	NA	NA	NA	NA	NA	NA	NA	NA

IBM POUGHKEEPSIE
Airport Monitoring Well 1988 - 1989 Data Report
10/18/90

SAMPLE LOCATION		A-045-G
SAMPLE DESCRIPTION		
SAMPLE DATE		09/01/88
LABORATORY SAMPLE I.D.		68093002
SAMPLE RUN NUMBER		01
SAMPLE COMMENT CODE		
PARAMETER	UNITS	
BASE/NEUTRAL EXTRACTABLES		
1,2,3-TRICHLOROBENZENE	ug/l	ND@0.5
1,2,4-TRIMETHYLBENZENE	ug/l	ND@0.5
1,2-DICHLOROBENZENE	ug/l	ND@1.0
1,3,5-TRIMETHYLBENZENE	ug/l	ND@0.5
1,3-DICHLOROBENZENE	ug/l	ND@1.0
1,4-DICHLOROBENZENE	ug/l	ND@1.0
2-CHLOROETHYLVINYL ETHER	ug/l	ND@1.0
HEXACHLOROBUTADIENE	ug/l	ND@0.5
N-PROPYLBENZENE	ug/l	ND@0.5
NAPHTHALENE	ug/l	ND@0.5
STYRENE	ug/l	ND@0.5
INDICATOR PARAMETERS		
SPECIFIC CONDUCTANCE	umhos/cm	659
TEMPERATURE	C	NA
PETROLEUM PRODUCTS		
FUEL OIL #1	ul/l	ND@0.1
FUEL OIL #2	ul/l	ND@0.1
FUEL OIL #3	ul/l	ND@0.1
FUEL OIL #4	ul/l	ND@0.1
FUEL OIL #5	ul/l	ND@0.1
FUEL OIL #6	ul/l	ND@0.1
OIL & GREASE	ug/l	1.0
VOLATILE ORGANICS		
1,1,1-TRICHLOROETHANE	ug/l	ND@1.0
1,1,2,2-TETRACHLOROETHANE	ug/l	ND@1.0
1,1,2-TRICHLORO-1,2,2-TRIFLUOROETHANE	ug/l	ND@1.0
1,1,2-TRICHLOROETHANE	ug/l	ND@1.0
1,1-DICHLOROETHANE	ug/l	ND@1.0
1,1-DICHLOROETHYLENE	ug/l	ND@1.0

IBM POUGHKEEPSIE
Airport Monitoring Well 1988 - 1989 Data Report
10/18/90

SAMPLE LOCATION		A-045-G
SAMPLE DESCRIPTION		
SAMPLE DATE		09/01/88
LABORATORY SAMPLE I.D.		68093002
SAMPLE RUN NUMBER		01
SAMPLE COMMENT CODE		
PARAMETER	UNITS	
VOLATILE ORGANICS (Continued)		
1,2-DICHLOROETHANE	ug/l	ND@1.0
1,2-DICHLOROPROPANE	ug/l	ND@1.0
2-CHLOROTOLUENE	ug/l	ND@0.5
4-CHLOROTOLUENE	ug/l	ND@0.5
BENZENE	ug/l	ND@0.5
BROMOBENZENE	ug/l	ND@0.5
BROMODICHLOROMETHANE	ug/l	ND@1.0
BROMOFORM	ug/l	ND@1.0
BROMOMETHANE	ug/l	ND@1.0
CARBON TETRACHLORIDE	ug/l	ND@1.0
CHLOROBENZENE	ug/l	ND@1.0
CHLORODIBROMOMETHANE	ug/l	ND@1.0
CHLOROETHANE	ug/l	ND@1.0
CHLOROFORM	ug/l	ND@1.0
CHLOROMETHANE	ug/l	ND@1.0
CIS-1,3-DICHLOROPROPYLENE	ug/l	ND@1.0
DICHLORODIFLUOROMETHANE	ug/l	ND@1.0
ETHYLBENZENE	ug/l	ND@0.5
ISOPROPYLBENZENE	ug/l	ND@0.5
M-XYLENE	ug/l	ND@0.5
METHYLENE CHLORIDE	ug/l	ND@1.0
N-BUTYLBENZENE	ug/l	ND@0.5
O-XYLENE	ug/l	ND@0.5
P-ISOPROPYLTOLUENE	ug/l	ND@0.5
P-XYLENE	ug/l	ND@0.5
SEC-BUTYLBENZENE	ug/l	ND@0.5
TERT-BUTYLBENZENE	ug/l	ND@0.5
TETRACHLOROETHYLENE	ug/l	ND@1.0
TOLUENE	ug/l	ND@0.5
TRANS-1,2-DICHLOROETHYLENE	ug/l	ND@1.0
TRANS-1,3-DICHLOROPROPENE	ug/l	ND@1.0
TRICHLOROETHYLENE	ug/l	ND@1.0
TRICHLOROFLUOROMETHANE	ug/l	ND@1.0
VINYL CHLORIDE	ug/l	ND@1.0

IBM POUGHKEEPSIE
Airport Monitoring Wells 1988 - 1989 Data Report
10/18/90

SAMPLE LOCATION		A-046-S	A-047-S	A-048-S
SAMPLE DESCRIPTION		GROUNDWATER	GROUNDWATER	GROUNDWATER
SAMPLE DATE		12/08/89	12/08/89	12/08/89
LABORATORY SAMPLE I.D.		82549-001	82549-002	82549-003
SAMPLE RUN NUMBER		01	01	01
SAMPLE COMMENT CODE				
PARAMETER	UNITS			
BASE/NEUTRAL EXTRACTABLES				
1,2-DICHLOROBENZENE	ug/l	NA	NA	NA
1,3-DICHLOROBENZENE	ug/l	NA	NA	NA
1,4-DICHLOROBENZENE	ug/l	NA	NA	NA
2-CHLOROETHYLVINYL ETHER	ug/l	NA	NA	NA
INDICATOR PARAMETERS				
BIOCHEMICAL OXYGEN DEMAND	mg/l	NA	NA	NA
COLOR	PT-CO	NA	NA	NA
HARDNESS, TOTAL	mg/l	NA	NA	NA
ODOR		NA	NA	NA
PH	pH	NA	NA	NA
SPECIFIC CONDUCTANCE	umhos/cm	NA	NA	NA
TEMPERATURE	C	NA	NA	NA
TOTAL DISSOLVED SOLIDS	mg/l	NA	NA	NA
TURBIDITY	tu	NA	NA	NA
INORGANICS				
ALKALINITY, TOTAL	mg/l	NA	NA	NA
AMMONIA, TOTAL	mg/l	NA	NA	NA
CHLORIDE	mg/l	NA	NA	NA
CYANIDE, DISSOLVED	mg/l	NA	NA	NA
NITRATE	mg/l	NA	NA	NA
SODIUM, DISSOLVED	mg/l	NA	NA	NA
SULFATE	mg/l	NA	NA	NA
METALS				
ANTIMONY, DISSOLVED	mg/l	NA	NA	NA
ARSENIC, DISSOLVED	mg/l	NA	NA	NA
BERYLLIUM, DISSOLVED	mg/l	NA	NA	NA
CADMIUM, DISSOLVED	mg/l	NA	NA	NA
CALCIUM, DISSOLVED	mg/l	NA	NA	NA
CHROMIUM, DISSOLVED	mg/l	NA	NA	NA

IBM POUGHKEEPSIE
Airport Monitoring Wells 1988 - 1989 Data Report
10/18/90

SAMPLE LOCATION		A-046-S	A-047-S	A-048-S
SAMPLE DESCRIPTION		GROUNDWATER	GROUNDWATER	GROUNDWATER
SAMPLE DATE		12/08/89	12/08/89	12/08/89
LABORATORY SAMPLE I.D.		82549-001	82549-002	82549-003
SAMPLE RUN NUMBER		01	01	01
SAMPLE COMMENT CODE				
PARAMETER	UNITS			
METALS (Continued)				
COPPER, DISSOLVED	mg/l	NA	NA	NA
IRON, DISSOLVED	mg/l	NA	NA	NA
LEAD, DISSOLVED	mg/l	NA	NA	NA
MAGNESIUM, DISSOLVED	mg/l	NA	NA	NA
MANGANESE, DISSOLVED	mg/l	NA	NA	NA
MERCURY, DISSOLVED	mg/l	NA	NA	NA
NICKEL, DISSOLVED	mg/l	NA	NA	NA
POTASSIUM, DISSOLVED	mg/l	NA	NA	NA
SELENIUM, DISSOLVED	mg/l	NA	NA	NA
SILVER, DISSOLVED	mg/l	NA	NA	NA
THALLIUM, DISSOLVED	mg/l	NA	NA	NA
ZINC, DISSOLVED	mg/l	NA	NA	NA
PETROLEUM PRODUCTS				
FUEL OIL #1	ul/l	ND@0.I	ND@0.1	ND@0.1
FUEL OIL #2	ul/l	ND@0.I	ND@0.1	ND@0.1
FUEL OIL #3	ul/l	NA	NA	NA
FUEL OIL #4	ul/l	ND@0.1	ND@0.1	ND@0.1
FUEL OIL #5	ul/l	NA	NA	NA
FUEL OIL #6	ul/l	ND@0.1	ND@0.1	ND@0.1
GASOLINE	ug/l	ND	NA	NA
OIL & GREASE	ug/l	ND	ND	ND
TOTAL PETROLEUM HYDROCARBON	mg/l	ND@0.6	0.9	ND@0.6
VOLATILE ORGANICS				
1,1,1-TRICHLOROETHANE	ug/l	NA	NA	NA
1,1,2,2-TETRACHLOROETHANE	ug/l	NA	NA	NA
1,1,2-TRICHLORO-1,2,2-TRIFLUOROETHANE	ug/l	NA	NA	NA
1,1,2-TRICHLOROETHANE	ug/l	NA	NA	NA
1,1-DICHLOROETHANE	ug/l	NA	NA	NA
1,1-DICHLOROETHYLENE	ug/l	NA	NA	NA
1,2-DICHLOROETHANE	ug/l	NA	NA	NA
1,2-DICHLOROPROPANE	ug/l	NA	NA	NA
BENZENE	ug/l	ND@1.0	ND@1.0	ND@1.0
BROMODICHLOROMETHANE	ug/l	NA	NA	NA

IBM POUGHKEEPSIE
Airport Monitoring Wells 1988 - 1989 Data Report
10/18/90

SAMPLE LOCATION		A-046-S	A-047-S	A-048-S
SAMPLE DESCRIPTION		GROUNDWATER	GROUNDWATER	GROUNDWATER
SAMPLE DATE		12/08/89	12/08/89	12/08/89
LABORATORY SAMPLE I.D.		82549-001	82549-002	82549-003
SAMPLE RUN NUMBER		01	01	01
SAMPLE COMMENT CODE				
PARAMETER	UNITS			
VOLATILE ORGANICS (Continued)				
BROMOFORM	ug/l	NA	NA	NA
BROMOMETHANE	ug/l	NA	NA	NA
CARBON TETRACHLORIDE	ug/l	NA	NA	NA
CHLOROBENZENE	ug/l	NA	NA	NA
CHLORODIBROMOMETHANE	ug/l	NA	NA	NA
CHLOROETHANE	ug/l	NA	NA	NA
CHLOROFORM	ug/l	NA	NA	NA
CHLOROMETHANE	ug/l	NA	NA	NA
CIS-1,3-DICHLOROPROPYLENE	ug/l	NA	NA	NA
DICHLORODIFLUOROMETHANE	ug/l	NA	NA	NA
ETHYLBENZENE	ug/l	ND@1.0	ND@1.0	ND@1.0
METHYLENE CHLORIDE	ug/l	NA	NA	NA
TETRACHLOROETHYLENE	ug/l	NA	NA	NA
TOLUENE	ug/l	ND@1.0	ND@1.0	ND@1.0
TRANS-1,2-DICHLOROETHYLENE	ug/l	NA	NA	NA
TRANS-1,3-DICHLOROPROPENE	ug/l	NA	NA	NA
TRICHLOROETHYLENE	ug/l	NA	NA	NA
TRICHLOROFLUOROMETHANE	ug/l	NA	NA	NA
VINYL CHLORIDE	ug/l	NA	NA	NA
XYLENE, TOTAL	ug/l	ND@1.0	ND@1.0	ND@1.0

IBM POUGHKEEPSIE
Airport Monitoring Wells 1988 - 1989 Data Report
10/18/90

SAMPLE LOCATION		A-004-G	A-004-G	A-004-G	A-004-G	A-004-G	A-004-G	A-004-G	A-004-G	A-004-G
SAMPLE DESCRIPTION						GROUNDWATER	GROUNDWATER	GROUNDWATER	GROUNDWATER	GROUNDWATER
SAMPLE DATE		02/18/88	07/27/88	09/11/88	12/05/88	01/27/89	04/12/89	04/12/89	04/12/89	04/12/89
LABORATORY SAMPLE I.D.		62129003	66886005	68364007	70973002	72611002	74935002	88GW7779	74935-002	88GW7779
SAMPLE RUN NUMBER		01	01	01	01	01	01	01	01	02
SAMPLE COMMENT CODE						!	!	!		
PARAMETER	UNITS									
BASE/NEUTRAL EXTRACTABLES										
PCB 1016	ug/l	ND@0.1	NA	NA	NA	NA	NA	NA	NA	NA
PCB 1221	ug/l	ND@0.1	NA	NA	NA	NA	NA	NA	NA	NA
PCB 1232	ug/l	ND@0.1	NA	NA	NA	NA	NA	NA	NA	NA
PCB 1242	ug/l	ND@0.1	NA	NA	NA	NA	NA	NA	NA	NA
PCB 1248	ug/l	ND@0.1	NA	NA	NA	NA	NA	NA	NA	NA
PCB 1254	ug/l	ND@0.1	NA	NA	NA	NA	NA	NA	NA	NA
PCB 1260	ug/l	ND@0.1	NA	NA	NA	NA	NA	NA	NA	NA
TOXAPHENE	ug/l	ND@0.1	NA	NA	NA	NA	NA	NA	NA	NA
PESTICIDES/HERBICIDES										
4,4'-DDD	ug/l	ND@0.05	NA	NA	NA	NA	NA	NA	NA	NA
4,4'-DDE	ug/l	ND@0.05	NA	NA	NA	NA	NA	NA	NA	NA
4,4'-DDT	ug/l	ND@0.05	NA	NA	NA	NA	NA	NA	NA	NA
ALDRIN	ug/l	ND@0.05	NA	NA	NA	NA	NA	NA	NA	NA
ALPHA-BHC	ug/l	ND@0.05	NA	NA	NA	NA	NA	NA	NA	NA
ALPHA-ENDOSULFAN	ug/l	ND@0.05	NA	NA	NA	NA	NA	NA	NA	NA
BETA-BHC	ug/l	ND@0.05	NA	NA	NA	NA	NA	NA	NA	NA
BETA-ENDOSULFAN	ug/l	ND@0.05	NA	NA	NA	NA	NA	NA	NA	NA
CHLORDANE	ug/l	ND@0.1	NA	NA	NA	NA	NA	NA	NA	NA
DELTA-BHC	ug/l	ND@0.05	NA	NA	NA	NA	NA	NA	NA	NA
DIELDRIN	ug/l	ND@0.05	NA	NA	NA	NA	NA	NA	NA	NA
ENDOSULFAN SULFATE	ug/l	ND@0.05	NA	NA	NA	NA	NA	NA	NA	NA
ENDRIN	ug/l	ND@0.05	NA	NA	NA	NA	NA	NA	NA	NA
ENDRIN ALDEHYDE	ug/l	ND@0.05	NA	NA	NA	NA	NA	NA	NA	NA
GAMMA-BHC	ug/l	ND@0.05	NA	NA	NA	NA	NA	NA	NA	NA
HEPTACHLOR	ug/l	ND@0.05	NA	NA	NA	NA	NA	NA	NA	NA
HEPTACHLOR EPOXIDE	ug/l	ND@0.05	NA	NA	NA	NA	NA	NA	NA	NA
METHOXYCHLOR	ug/l	NA	NA	NA	NA	NA	NA	NA	NA	NA

IBM POUGHKEEPSIE
Airport Monitoring Wells 1988 - 1989 Data Report
10/18/90

SAMPLE LOCATION		A-004-G	A-004-G	A-006-G	A-006-G	A-006-G	A-006-G	A-006-G
SAMPLE DESCRIPTION		GROUNDWATER	GROUNDWATER					GROUNDWATER
SAMPLE DATE		07/20/89	10/16/89	02/17/88	07/29/88	09/11/88	12/02/88	01/26/89
LABORATORY SAMPLE I.D.		78093002	80971-002	62099001	66977006	68364002	70943005	72562003
SAMPLE RUN NUMBER		01	01	01	01	01	01	01
SAMPLE COMMENT CODE								!
PARAMETER	UNITS							
BASE/NEUTRAL EXTRACTABLES								
PCB 1016	ug/l	NA	NA	ND@0.1	NA	NA	NA	NA
PCB 1221	ug/l	NA	NA	ND@0.1	NA	NA	NA	NA
PCB 1232	ug/l	NA	NA	ND@0.1	NA	NA	NA	NA
PCB 1242	ug/l	NA	NA	ND@0.1	NA	NA	NA	NA
PCB 1248	ug/l	NA	NA	ND@0.1	NA	NA	NA	NA
PCB 1254	ug/l	NA	NA	ND@0.1	NA	NA	NA	NA
PCB 1260	ug/l	NA	NA	ND@0.1	NA	NA	NA	NA
TOXAPHENE	ug/l	NA	NA	ND@0.1	NA	NA	NA	NA
PESTICIDES/HERBICIDES								
4,4'-DDD	ug/l	NA	NA	ND@0.05	NA	NA	NA	NA
4,4'-DDE	ug/l	NA	NA	ND@0.05	NA	NA	NA	NA
4,4'-DDT	ug/l	NA	NA	ND@0.05	NA	NA	NA	NA
ALDRIN	ug/l	NA	NA	ND@0.05	NA	NA	NA	NA
ALPHA-BHC	ug/l	NA	NA	ND@0.05	NA	NA	NA	NA
ALPHA-ENDOSULFAN	ug/l	NA	NA	ND@0.05	NA	NA	NA	NA
BETA-BHC	ug/l	NA	NA	ND@0.05	NA	NA	NA	NA
BETA-ENDOSULFAN	ug/l	NA	NA	ND@0.05	NA	NA	NA	NA
CHLORDANE	ug/l	NA	NA	ND@0.1	NA	NA	NA	NA
DELTA-BHC	ug/l	NA	NA	ND@0.05	NA	NA	NA	NA
DIELDRIN	ug/l	NA	NA	ND@0.05	NA	NA	NA	NA
ENDOSULFAN SULFATE	ug/l	NA	NA	ND@0.05	NA	NA	NA	NA
ENDRIN	ug/l	NA	NA	ND@0.05	NA	NA	NA	NA
ENDRIN ALDEHYDE	ug/l	NA	NA	ND@0.05	NA	NA	NA	NA
GAMMA-BHC	ug/l	NA	NA	ND@0.05	NA	NA	NA	NA
HEPTACHLOR	ug/l	NA	NA	ND@0.05	NA	NA	NA	NA
HEPTACHLOR EPOXIDE	ug/l	NA	NA	ND@0.05	NA	NA	NA	NA
METHOXYCHLOR	ug/l	NA	NA	NA	NA	NA	NA	NA

IBM POUGHKEEPSIE
Airport Monitoring Wells 1988 - 1989 Data Report
10/18/90

SAMPLE LOCATION		A-011-S	A-011-S	A-011-S	A-011-S	A-011-S	A-011-S	A-013-S	A-013-S
SAMPLE DESCRIPTION					GROUNDWATER	GROUNDWATER	GROUNDWATER		
SAMPLE DATE		02/18/88	07/27/88	12/05/88	04/11/89	07/18/89	10/10/89	02/18/88	07/27/88
LABORATORY SAMPLE I.D.		62129001	66886003	70973004	74808005	77981002	80895-002	62129002	66886004
SAMPLE RUN NUMBER		01	01	01	01	01	01	01	01
SAMPLE COMMENT CODE					!				
PARAMETER	UNITS								
BASE/NEUTRAL EXTRACTABLES									
PCB 1016	ug/l	ND@0.1	NA	NA	NA	NA	NA	ND@0.1	NA
PCB 1221	ug/l	ND@0.1	NA	NA	NA	NA	NA	ND@0.1	NA
PCB 1232	ug/l	ND@0.1	NA	NA	NA	NA	NA	ND@0.1	NA
PCB 1242	ug/l	ND@0.1	NA	NA	NA	NA	NA	ND@0.1	NA
PCB 1248	ug/l	ND@0.1	NA	NA	NA	NA	NA	ND@0.1	NA
PCB 1254	ug/l	ND@0.1	NA	NA	NA	NA	NA	ND@0.1	NA
PCB 1260	ug/l	ND@0.1	NA	NA	NA	NA	NA	ND@0.1	NA
TOXAPHENE	ug/l	ND@0.1	NA	NA	NA	NA	NA	ND@0.1	NA
PESTICIDES/HERBICIDES									
4,4'-DDD	ug/l	ND@0.05	NA	NA	NA	NA	NA	ND@0.05	NA
4,4'-DDE	ug/l	ND@0.05	NA	NA	NA	NA	NA	ND@0.05	NA
4,4'-DDT	ug/l	ND@0.05	NA	NA	NA	NA	NA	ND@0.05	NA
ALDRIN	ug/l	ND@0.05	NA	NA	NA	NA	NA	ND@0.05	NA
ALPHA-BHC	ug/l	ND@0.05	NA	NA	NA	NA	NA	ND@0.05	NA
ALPHA-ENDOSULFAN	ug/l	ND@0.05	NA	NA	NA	NA	NA	ND@0.05	NA
BETA-BHC	ug/l	ND@0.05	NA	NA	NA	NA	NA	ND@0.05	NA
BETA-ENDOSULFAN	ug/l	ND@0.05	NA	NA	NA	NA	NA	ND@0.05	NA
CHLORDANE	ug/l	ND@0.1	NA	NA	NA	NA	NA	ND@0.1	NA
DELTA-BHC	ug/l	ND@0.05	NA	NA	NA	NA	NA	ND@0.05	NA
DIELDRIN	ug/l	ND@0.05	NA	NA	NA	NA	NA	ND@0.05	NA
ENDOSULFAN SULFATE	ug/l	ND@0.05	NA	NA	NA	NA	NA	ND@0.05	NA
ENDRIN	ug/l	ND@0.05	NA	NA	NA	NA	NA	ND@0.05	NA
ENDRIN ALDEHYDE	ug/l	ND@0.05	NA	NA	NA	NA	NA	ND@0.05	NA
GAMMA-BHC	ug/l	ND@0.05	NA	NA	NA	NA	NA	ND@0.05	NA
HEPTACHLOR	ug/l	ND@0.05	NA	NA	NA	NA	NA	ND@0.05	NA
HEPTACHLOR EPOXIDE	ug/l	ND@0.05	NA	NA	NA	NA	NA	ND@0.05	NA
METHOXYCHLOR	ug/l	NA	NA	NA	NA	NA	NA	NA	NA

IBM POUGHKEEPSIE
Airport Monitoring Wells 1988 - 1989 Data Report
10/18/90

SAMPLE LOCATION		A-013-S	A-013-S	A-020-S	A-020-S	A-020-S	A-020-S	A-020-S	A-020-S
SAMPLE DESCRIPTION								GROUNDWATER	GROUNDWATER
SAMPLE DATE		11/22/88	12/05/88	02/18/88	07/29/88	09/07/88	12/01/88	03/22/89	04/21/89
LABORATORY SAMPLE I.D.		70692002	70973005	62129004	66977003	68231010	70908004	74237002	75195001
SAMPLE RUN NUMBER		01	01	01	01	01	01	01	01
SAMPLE COMMENT CODE								!	!
PARAMETER	UNITS								
BASE/NEUTRAL EXTRACTABLES									
PCB 1016	ug/l	NA	NA	ND@0.1	NA	NA	NA	NA	NA
PCB 1221	ug/l	NA	NA	ND@0.1	NA	NA	NA	NA	NA
PCB 1232	ug/l	NA	NA	ND@0.1	NA	NA	NA	NA	NA
PCB 1242	ug/l	NA	NA	ND@0.1	NA	NA	NA	NA	NA
PCB 1248	ug/l	NA	NA	ND@0.1	NA	NA	NA	NA	NA
PCB 1254	ug/l	NA	NA	ND@0.1	NA	NA	NA	NA	NA
PCB 1260	ug/l	NA	NA	ND@0.1	NA	NA	NA	NA	NA
TOXAPHENE	ug/l	NA	NA	ND@0.1	NA	NA	NA	NA	NA
PESTICIDES/HERBICIDES									
4,4'-DDD	ug/l	NA	NA	ND@0.05	NA	NA	NA	NA	NA
4,4'-DDE	ug/l	NA	NA	ND@0.05	NA	NA	NA	NA	NA
4,4'-DDT	ug/l	NA	NA	ND@0.05	NA	NA	NA	NA	NA
ALDRIN	ug/l	NA	NA	ND@0.05	NA	NA	NA	NA	NA
ALPHA-BHC	ug/l	NA	NA	ND@0.05	NA	NA	NA	NA	NA
ALPHA-ENDOSULFAN	ug/l	NA	NA	ND@0.05	NA	NA	NA	NA	NA
BETA-BHC	ug/l	NA	NA	ND@0.05	NA	NA	NA	NA	NA
BETA-ENDOSULFAN	ug/l	NA	NA	ND@0.05	NA	NA	NA	NA	NA
CHLORDANE	ug/l	NA	NA	ND@0.1	NA	NA	NA	NA	NA
DELTA-BHC	ug/l	NA	NA	ND@0.05	NA	NA	NA	NA	NA
DIELDRIN	ug/l	NA	NA	ND@0.05	NA	NA	NA	NA	NA
ENDOSULFAN SULFATE	ug/l	NA	NA	ND@0.05	NA	NA	NA	NA	NA
ENDRIN	ug/l	NA	NA	ND@0.05	NA	NA	NA	NA	NA
ENDRIN ALDEHYDE	ug/l	NA	NA	ND@0.05	NA	NA	NA	NA	NA
GAMMA-BHC	ug/l	NA	NA	ND@0.05	NA	NA	NA	NA	NA
HEPTACHLOR	ug/l	NA	NA	ND@0.05	NA	NA	NA	NA	NA
HEPTACHLOR EPOXIDE	ug/l	NA	NA	ND@0.05	NA	NA	NA	NA	NA
METHOXYCHLOR	ug/l	NA	NA	NA	NA	NA	NA	NA	NA

IBM POUGHKEEPSIE
Airport Monitoring Wells 1988 - 1989 Data Report
10/18/90

SAMPLE LOCATION		A-020-S	A-020-S	A-020-S	A-020-S	A-022-R	A-022-R	A-022-R	A-022-R
SAMPLE DESCRIPTION		GROUNDWATER	GROUNDWATER	GROUNDWATER	GROUNDWATER				GROUNDWATER
SAMPLE DATE		05/30/89	07/18/89	09/25/89	10/27/89	02/22/88	08/03/88	12/09/88	04/20/89
LABORATORY SAMPLE I.D.		76359001	77981004	80260002	81392-001	62224001	67145001	71169006	75138002
SAMPLE RUN NUMBER		01	01	01	01	01	01	01	01
SAMPLE COMMENT CODE									!
PARAMETER	UNITS								
BASE/NEUTRAL EXTRACTABLES									
PCB 1016	ug/l	NA	NA	NA	NA	ND@0.1	NA	NA	NA
PCB 1221	ug/l	NA	NA	NA	NA	ND@0.1	NA	NA	NA
PCB 1232	ug/l	NA	NA	NA	NA	ND@0.1	NA	NA	NA
PCB 1242	ug/l	NA	NA	NA	NA	ND@0.1	NA	NA	NA
PCB 1248	ug/l	NA	NA	NA	NA	ND@0.1	NA	NA	NA
PCB 1254	ug/l	NA	NA	NA	NA	ND@0.1	NA	NA	NA
PCB 1260	ug/l	NA	NA	NA	NA	ND@0.1	NA	NA	NA
TOXAPHENE	ug/l	NA	NA	NA	NA	ND@0.1	NA	NA	NA
PESTICIDES/HERBICIDES									
4,4'-DDD	ug/l	NA	NA	NA	NA	ND@0.05	NA	NA	NA
4,4'-DDE	ug/l	NA	NA	NA	NA	ND@0.05	NA	NA	NA
4,4'-DDT	ug/l	NA	NA	NA	NA	ND@0.05	NA	NA	NA
ALDRIN	ug/l	NA	NA	NA	NA	ND@0.05	NA	NA	NA
ALPHA-BHC	ug/l	NA	NA	NA	NA	ND@0.05	NA	NA	NA
ALPHA-ENDOSULFAN	ug/l	NA	NA	NA	NA	ND@0.05	NA	NA	NA
BETA-BHC	ug/l	NA	NA	NA	NA	ND@0.05	NA	NA	NA
BETA-ENDOSULFAN	ug/l	NA	NA	NA	NA	ND@0.05	NA	NA	NA
CHLORDANE	ug/l	NA	NA	NA	NA	ND@0.1	NA	NA	NA
DELTA-BHC	ug/l	NA	NA	NA	NA	ND@0.05	NA	NA	NA
DIELDRIN	ug/l	NA	NA	NA	NA	ND@0.05	NA	NA	NA
ENDOSULFAN SULFATE	ug/l	NA	NA	NA	NA	ND@0.05	NA	NA	NA
ENDRIN	ug/l	NA	NA	NA	NA	ND@0.05	NA	NA	NA
ENDRIN ALDEHYDE	ug/l	NA	NA	NA	NA	ND@0.05	NA	NA	NA
GAMMA-BHC	ug/l	NA	NA	NA	NA	ND@0.05	NA	NA	NA
HEPTACHLOR	ug/l	NA	NA	NA	NA	ND@0.05	NA	NA	NA
HEPTACHLOR EPOXIDE	ug/l	NA	NA	NA	NA	ND@0.05	NA	NA	NA
METHOXYCHLOR	ug/l	NA	NA	NA	NA	NA	NA	NA	NA

IBM POUGHKEEPSIE
Airport Monitoring Wells 1988 - 1989 Data Report
10/18/90

SAMPLE LOCATION		A-022-R	A-022-R	A-023-R	A-023-R	A-023-R	A-023-R	A-023-R	A-023-R
SAMPLE DESCRIPTION		GROUNDWATER	GROUNDWATER				GROUNDWATER	GROUNDWATER	GROUNDWATER
SAMPLE DATE		07/24/89	10/24/89	02/22/88	08/03/88	12/09/88	04/20/89	07/24/89	10/24/89
LABORATORY SAMPLE I.D.		78181001	81209-001	62224002	67145002	71169007	75138003	78320002	81209-002
SAMPLE RUN NUMBER		01	01	01	01	01	01	01	01
SAMPLE COMMENT CODE									
PARAMETER	UNITS								
BASE/NEUTRAL EXTRACTABLES									
PCB 1016	ug/l	NA	NA	ND@0.1	NA	NA	NA	NA	NA
PCB 1221	ug/l	NA	NA	ND@0.1	NA	NA	NA	NA	NA
PCB 1232	ug/l	NA	NA	ND@0.1	NA	NA	NA	NA	NA
PCB 1242	ug/l	NA	NA	ND@0.1	NA	NA	NA	NA	NA
PCB 1248	ug/l	NA	NA	ND@0.1	NA	NA	NA	NA	NA
PCB 1254	ug/l	NA	NA	ND@0.1	NA	NA	NA	NA	NA
PCB 1260	ug/l	NA	NA	ND@0.1	NA	NA	NA	NA	NA
TOXAPHENE	ug/l	NA	NA	ND@0.1	NA	NA	NA	NA	NA
PESTICIDES/HERBICIDES									
4,4'-DDD	ug/l	NA	NA	ND@0.05	NA	NA	NA	NA	NA
4,4'-DDE	ug/l	NA	NA	ND@0.05	NA	NA	NA	NA	NA
4,4'-DDT	ug/l	NA	NA	ND@0.05	NA	NA	NA	NA	NA
ALDRIN	ug/l	NA	NA	ND@0.05	NA	NA	NA	NA	NA
ALPHA-BHC	ug/l	NA	NA	ND@0.05	NA	NA	NA	NA	NA
ALPHA-ENDOSULFAN	ug/l	NA	NA	ND@0.05	NA	NA	NA	NA	NA
BETA-BHC	ug/l	NA	NA	ND@0.05	NA	NA	NA	NA	NA
BETA-ENDOSULFAN	ug/l	NA	NA	ND@0.05	NA	NA	NA	NA	NA
CHLORDANE	ug/l	NA	NA	ND@0.1	NA	NA	NA	NA	NA
DELTA-BHC	ug/l	NA	NA	ND@0.05	NA	NA	NA	NA	NA
DIELDRIN	ug/l	NA	NA	ND@0.05	NA	NA	NA	NA	NA
ENDOSULFAN SULFATE	ug/l	NA	NA	ND@0.05	NA	NA	NA	NA	NA
ENDRIN	ug/l	NA	NA	ND@0.05	NA	NA	NA	NA	NA
ENDRIN ALDEHYDE	ug/l	NA	NA	ND@0.05	NA	NA	NA	NA	NA
GAMMA-BHC	ug/l	NA	NA	ND@0.05	NA	NA	NA	NA	NA
HEPTACHLOR	ug/l	NA	NA	ND@0.05	NA	NA	NA	NA	NA
HEPTACHLOR EPOXIDE	ug/l	NA	NA	ND@0.05	NA	NA	NA	NA	NA
METHOXYCHLOR	ug/l	NA	NA	NA	NA	NA	NA	NA	NA

IBM POUCHKEEPSIE
Airport Monitoring Wells 1988 - 1989 Data Report
10/18/90

SAMPLE LOCATION		A-024-R	A-024-R	A-024-R	A-024-R	A-025-R	A-025-R	A-025-R	A-025-R
SAMPLE DESCRIPTION			GROUNDWATER	GROUNDWATER	GROUNDWATER				
SAMPLE DATE		02/22/88	04/20/89	07/24/89	10/23/89	02/22/88	02/22/88	08/03/88	12/09/88
LABORATORY SAMPLE I.D.		62224003	75138004	78181003	81160-001	62224004	88GW5669	67145003	71169008
SAMPLE RUN NUMBER		01	01	01	01	01	01	01	01
SAMPLE COMMENT CODE			!						
PARAMETER	UNITS								
BASE/NEUTRAL EXTRACTABLES									
PCB 1016	ug/l	ND@0.1	NA	NA	NA	ND@0.1	ND@0.5	NA	NA
PCB 1221	ug/l	ND@0.1	NA	NA	NA	ND@0.1	ND@0.5	NA	NA
PCB 1232	ug/l	ND@0.1	NA	NA	NA	ND@0.1	ND@0.5	NA	NA
PCB 1242	ug/l	ND@0.1	NA	NA	NA	ND@0.1	ND@0.5	NA	NA
PCB 1248	ug/l	ND@0.1	NA	NA	NA	ND@0.1	ND@0.5	NA	NA
PCB 1254	ug/l	ND@0.1	NA	NA	NA	ND@0.1	ND@1.0	NA	NA
PCB 1260	ug/l	ND@0.1	NA	NA	NA	ND@0.1	ND@1.0	NA	NA
TOXAPHENE	ug/l	ND@0.1	NA	NA	NA	ND@0.1	ND@1.0	NA	NA
PESTICIDES/HERBICIDES									
4,4'-DDD	ug/l	ND@0.05	NA	NA	NA	ND@0.05	ND@0.1	NA	NA
4,4'-DDE	ug/l	ND@0.05	NA	NA	NA	ND@0.05	ND@0.1	NA	NA
4,4'-DDT	ug/l	ND@0.05	NA	NA	NA	ND@0.05	ND@0.1	NA	NA
ALDRIN	ug/l	ND@0.05	NA	NA	NA	ND@0.05	ND@0.05	NA	NA
ALPHA-BHC	ug/l	ND@0.05	NA	NA	NA	ND@0.05	ND@0.05	NA	NA
ALPHA-ENDOSULFAN	ug/l	ND@0.05	NA	NA	NA	ND@0.05	ND@0.05	NA	NA
BETA-BHC	ug/l	ND@0.05	NA	NA	NA	ND@0.05	ND@0.05	NA	NA
BETA-ENDOSULFAN	ug/l	ND@0.05	NA	NA	NA	ND@0.05	ND@0.1	NA	NA
CHLORDANE	ug/l	ND@0.1	NA	NA	NA	ND@0.1	ND@0.5	NA	NA
DELTA-BHC	ug/l	ND@0.05	NA	NA	NA	ND@0.05	ND@0.05	NA	NA
DIELDRIN	ug/l	ND@0.05	NA	NA	NA	ND@0.05	ND@0.1	NA	NA
ENDOSULFAN SULFATE	ug/l	ND@0.05	NA	NA	NA	ND@0.05	ND@0.1	NA	NA
ENDRIN	ug/l	ND@0.05	NA	NA	NA	ND@0.05	ND@0.1	NA	NA
ENDRIN ALDEHYDE	ug/l	ND@0.05	NA	NA	NA	ND@0.05	ND@0.1	NA	NA
GAMMA-BHC	ug/l	ND@0.05	NA	NA	NA	ND@0.05	ND@0.05	NA	NA
HEPTACHLOR	ug/l	ND@0.05	NA	NA	NA	ND@0.05	ND@0.05	NA	NA
HEPTACHLOR EPOXIDE	ug/l	ND@0.05	NA	NA	NA	ND@0.05	ND@0.05	NA	NA
METHOXYCHLOR	ug/l	NA	NA	NA	NA	ND@0.1	ND@0.5	NA	NA

IBM POUGHKEEPSIE
Airport Monitoring Wells 1988 - 1989 Data Report
10/18/90

SAMPLE LOCATION		A-025-R	A-025-R	A-026-S	A-026-S	A-026-S	A-026-S	A-026-S	A-026-S
SAMPLE DESCRIPTION		GROUNDWATER	GROUNDWATER					GROUNDWATER	GROUNDWATER
SAMPLE DATE		07/24/89	10/23/89	02/19/88	07/29/88	09/07/88	12/02/88	02/15/89	03/22/89
LABORATORY SAMPLE I.D.		78181004	81160-002	62178001	66977005	68331006	70943003	73180003	74237003
SAMPLE RUN NUMBER		01	01	01	01	01	01	01	01
SAMPLE COMMENT CODS								!	!
PARAMETER	UNITS								
BASE/NEUTRAL EXTRACTABLES									
PCB 1016	ug/l	NA	NA	ND@0.1	NA	NA	NA	NA	NA
PCB 1221	ug/l	NA	NA	ND@0.1	NA	NA	NA	NA	NA
PCB 1232	ug/l	NA	NA	ND@0.1	NA	NA	NA	NA	NA
PCB 1242	ug/l	NA	NA	ND@0.1	NA	NA	NA	NA	NA
PCB 1248	ug/l	NA	NA	ND@0.1	NA	NA	NA	NA	NA
PCB 1254	ug/l	NA	NA	ND@0.1	NA	NA	NA	NA	NA
PCB 1260	ug/l	NA	NA	ND@0.1	NA	NA	NA	NA	NA
TOXAPHENE	ug/l	NA	NA	ND@0.1	NA	NA	NA	NA	NA
PESTICIDES/HERBICIDES									
4,4'-DDD	ug/l	NA	NA	ND@0.05	NA	NA	NA	NA	NA
4,4'-DDE	ug/l	NA	NA	ND@0.05	NA	NA	NA	NA	NA
4,4'-DDT	ug/l	NA	NA	ND@0.05	NA	NA	NA	NA	NA
ALDRIN	ug/l	NA	NA	ND@0.05	NA	NA	NA	NA	NA
ALPHA-BHC	ug/l	NA	NA	ND@0.05	NA	NA	NA	NA	NA
ALPHA-ENDOSULFAN	ug/l	NA	NA	ND@0.05	NA	NA	NA	NA	NA
BETA-BHC	ug/l	NA	NA	ND@0.05	NA	NA	NA	NA	NA
BETA-ENDOSULFAN	ug/l	NA	NA	ND@0.05	NA	NA	NA	NA	NA
CHLORDANE	ug/l	NA	NA	ND@0.1	NA	NA	NA	NA	NA
DELTA-BHC	ug/l	NA	NA	ND@0.05	NA	NA	NA	NA	NA
DIELDRIN	ug/l	NA	NA	ND@0.05	NA	NA	NA	NA	NA
ENDOSULFAN SULFATE	ug/l	NA	NA	ND@0.05	NA	NA	NA	NA	NA
ENDRIN	ug/l	NA	NA	ND@0.05	NA	NA	NA	NA	NA
ENDRIN ALDEHYDE	ug/l	NA	NA	ND@0.05	NA	NA	NA	NA	NA
GAMMA-BHC	ug/l	NA	NA	ND@0.05	NA	NA	NA	NA	NA
HEPTACHLOR	ug/l	NA	NA	ND@0.05	NA	NA	NA	NA	NA
HEPTACHLOR EPOXIDE	ug/l	NA	NA	ND@0.05	NA	NA	NA	NA	NA
METHOXYCHLOR	ug/l	NA	NA	NA	NA	NA	NA	NA	NA

IBM POUGHKEEPSIE
Airport Monitoring Wells 1988 - 1989 Data Report
10/18/90

SAMPLE LOCATION		A-026-S	A-026-S	A-026-S	A-026-S	A-030-G	A-030-G	A-030-G	A-030-G
SAMPLE DESCRIPTION		GROUNDWATER	GROUNDWATER	GROUNDWATER	GROUNDWATER		GROUNDWATER		
SAMPLE DATE		04/20/89	05/25/89	07/20/89	10/12/89	02/17/88	07/27/88	09/11/88	12/02/88
LABORATORY SAMPLE I.D.		75138006	76283001	78093006	80895-007	62099002	66886001	68364001	70943001
SAMPLE RUN NUMBER		01	01	01	01	01	01	01	01
SAMPLE COMMENT CODE		!							
PARAMETER	UNITS								
BASE/NEUTRAL EXTRACTABLES									
PCB 1016	ug/l	NA	NA	NA	NA	ND@0.1	NA	NA	NA
PCB 1221	ug/l	NA	NA	NA	NA	ND@0.1	NA	NA	NA
PCB 1232	ug/l	NA	NA	NA	NA	ND@0.1	NA	NA	NA
PCB 1242	ug/l	NA	NA	NA	NA	ND@0.1	NA	NA	NA
PCB 1248	ug/l	NA	NA	NA	NA	ND@0.1	NA	NA	NA
PCB 1254	ug/l	NA	NA	NA	NA	ND@0.1	NA	NA	NA
PCB 1260	ug/l	NA	NA	NA	NA	ND@0.1	NA	NA	NA
TOXAPHENE	ug/l	NA	NA	NA	NA	ND@0.1	NA	NA	NA
PESTICIDES/HERBICIDES									
4,4'-DDD	ug/l	NA	NA	NA	NA	ND@0.05	NA	NA	NA
4,4'-DDE	ug/l	NA	NA	NA	NA	ND@0.05	NA	NA	NA
4,4'-DDT	ug/l	NA	NA	NA	NA	ND@0.05	NA	NA	NA
ALDRIN	ug/l	NA	NA	NA	NA	ND@0.05	NA	NA	NA
ALPHA-BHC	ug/l	NA	NA	NA	NA	ND@0.05	NA	NA	NA
ALPHA-ENDOSULFAN	ug/l	NA	NA	NA	NA	ND@0.05	NA	NA	NA
BETA-BHC	ug/l	NA	NA	NA	NA	ND@0.05	NA	NA	NA
BETA-ENDOSULFAN	ug/l	NA	NA	NA	NA	ND@0.05	NA	NA	NA
CHLORDANE	ug/l	NA	NA	NA	NA	ND@0.1	NA	NA	NA
DELTA-BHC	ug/l	NA	NA	NA	NA	ND@0.05	NA	NA	NA
DIELDRIN	ug/l	NA	NA	NA	NA	ND@0.05	NA	NA	NA
ENDOSULFAN SULFATE	ug/l	NA	NA	NA	NA	ND@0.05	NA	NA	NA
ENDRIN	ug/l	NA	NA	NA	NA	ND@0.05	NA	NA	NA
ENDRIN ALDEHYDE	ug/l	NA	NA	NA	NA	ND@0.05	NA	NA	NA
GAMMA-BHC	ug/l	NA	NA	NA	NA	ND@0.05	NA	NA	NA
HEPTACHLOR	ug/l	NA	NA	NA	NA	ND@0.05	NA	NA	NA
HEPTACHLOR EPOXIDE	ug/l	NA	NA	NA	NA	ND@0.05	NA	NA	NA
METHOXYCHLOR	ug/l	NA	NA	NA	NA	NA	NA	NA	NA

IBM POUGHKEEPSIE
Airport Monitoring Wells 1988 - 1989 Data Report
10/18/90

SAMPLE LOCATION		A-030-G	A-030-G	A-030-G	A-031-S	A-031-S	A-031-S	A-031-S
SAMPLE DESCRIPTION		GROUNDWATER	GROUNDWATER	GROUNDWATER			GROUNDWATER	
SAMPLE DATE		04/11/89	07/18/89	10/11/89	02/18/88	02/23/88	07/29/88	12/02/88
LABORATORY SAMPLE I.D.		74808006	77981005	80895-011	62129005	62241004	66977001	70943002
SAMPLE RUN NUMBER		01	01	01	01	01	01	01
SAMPLE COMMENT CODE								
PARAMETER	UNITS							
BASE/NEUTRAL EXTRACTABLES								
PCB 1016	ug/l	NA	NA	NA	ND@0.1	NA	NA	NA
PCB 1221	ug/l	NA	NA	NA	ND@0.1	NA	NA	NA
PCB 1232	ug/l	NA	NA	NA	ND@0.1	NA	NA	NA
PCB 1242	ug/l	NA	NA	NA	ND@0.1	NA	NA	NA
PCB 1248	ug/l	NA	NA	NA	ND@0.1	NA	NA	NA
PCB 1254	ug/l	NA	NA	NA	ND@0.1	NA	NA	NA
PCB 1260	ug/l	NA	NA	NA	ND@0.1	NA	NA	NA
TOXAPHENE	ug/l	NA	NA	NA	ND@0.1	NA	NA	NA
PESTICIDES/HERBICIDES								
4,4'-DDD	ug/l	NA	NA	NA	ND@0.05	NA	NA	NA
4,4'-DDE	ug/l	NA	NA	NA	ND@0.05	NA	NA	NA
4,4'-DDT	ug/l	NA	NA	NA	ND@0.05	NA	NA	NA
ALDRIN	ug/l	NA	NA	NA	ND@0.05	NA	NA	NA
ALPHA-BHC	ug/l	NA	NA	NA	ND@0.05	NA	NA	NA
ALPHA-ENDOSULFAN	ug/l	NA	NA	NA	ND@0.05	NA	NA	NA
BETA-BHC	ug/l	NA	NA	NA	ND@0.05	NA	NA	NA
BETA-ENDOSULFAN	ug/l	NA	NA	NA	ND@0.05	NA	NA	NA
CHLORDANE	ug/l	NA	NA	NA	ND@0.1	NA	NA	NA
DELTA-BHC	ug/l	NA	NA	NA	ND@0.05	NA	NA	NA
DIELDRIN	ug/l	NA	NA	NA	ND@0.05	NA	NA	NA
ENDOSULFAN SULFATE	ug/l	NA	NA	NA	ND@0.05	NA	NA	NA
ENDRIN	ug/l	NA	NA	NA	ND@0.05	NA	NA	NA
ENDRIN ALDEHYDE	ug/l	NA	NA	NA	ND@0.05	NA	NA	NA
GAMMA-BHC	ug/l	NA	NA	NA	ND@0.05	NA	NA	NA
HEPTACHLOR	ug/l	NA	NA	NA	ND@0.05	NA	NA	NA
HEPTACHLOR EPOXIDE	ug/l	NA	NA	NA	ND@0.05	NA	NA	NA
METHOXYCHLOR	ug/l	NA	NA	NA	NA	NA	NA	NA

IBM POUGHKEEPSIE
Airport Monitoring Wells 1988 - 1989 Data Report
10/18/90

SAMPLE LOCATION		A-032-S	A-032-S	A-032-S	A-032-S	A-032-S	A-032-S	A-032-S	A-032-S	A-032-S
SAMPLE DESCRIPTION								GROUNDWATER	GROUNDWATER	
SAMPLE DATE		02/19/88	02/23/88	02/25/88	03/10/88	04/19/88	05/26/88	06/13/88	07/12/88	08/16/88
LABORATORY SAMPLE I.D.		62178002	62241005	62332006	62739005	63949014	88GW0312	65496010	66403001	67540010
SAMPLE RUN NUMBER		01	01	01	01	01	01	01	01	01
SAMPLE COMMENT CODE										
PARAMETER	UNITS									
BASE/NEUTRAL EXTRACTABLES										
PCB 1016	ug/l	ND@0.1	NA	NA	NA	NA	NA	NA	NA	NA
PCB 1221	ug/l	ND@0.1	NA	NA	NA	NA	NA	NA	NA	NA
PCB 1232	ug/l	ND@0.1	NA	NA	NA	NA	NA	NA	NA	NA
PCB 1242	ug/l	ND@0.1	NA	NA	NA	NA	NA	NA	NA	NA
PCB 1248	ug/l	ND@0.1	NA	NA	NA	NA	NA	NA	NA	NA
PCB 1254	ug/l	ND@0.1	NA	NA	NA	NA	NA	NA	NA	NA
PCB 1260	ug/l	ND@0.1	NA	NA	NA	NA	NA	NA	NA	NA
TOXAPHENE	ug/l	ND@0.1	NA	NA	NA	NA	NA	NA	NA	NA
PESTICIDES/HERBICIDES										
4,4'-DDD	ug/l	ND@0.05	NA	NA	NA	NA	NA	NA	NA	NA
4,4'-DDE	ug/l	ND@0.05	NA	NA	NA	NA	NA	NA	NA	NA
4,4'-DDT	ug/l	ND@0.05	NA	NA	NA	NA	NA	NA	NA	NA
ALDRIN	ug/l	ND@0.05	NA	NA	NA	NA	NA	NA	NA	NA
ALPHA-BHC	ug/l	ND@0.05	NA	NA	NA	NA	NA	NA	NA	NA
ALPHA-ENDOSULFAN	ug/l	ND@0.05	NA	NA	NA	NA	NA	NA	NA	NA
BETA-BHC	ug/l	ND@0.05	NA	NA	NA	NA	NA	NA	NA	NA
BETA-ENDOSULFAN	ug/l	ND@0.05	NA	NA	NA	NA	NA	NA	NA	NA
CHLORDANE	ug/l	ND@0.1	NA	NA	NA	NA	NA	NA	NA	NA
DELTA-BHC	ug/l	ND@0.05	NA	NA	NA	NA	NA	NA	NA	NA
DIELDRIN	ug/l	ND@0.05	NA	NA	NA	NA	NA	NA	NA	NA
ENDOSULFAN SULFATE	ug/l	ND@0.05	NA	NA	NA	NA	NA	NA	NA	NA
ENDRIN	ug/l	ND@0.05	NA	NA	NA	NA	NA	NA	NA	NA
ENDRIN ALDEHYDE	ug/l	ND@0.05	NA	NA	NA	NA	NA	NA	NA	NA
GAMMA-BHC	ug/l	ND@0.05	NA	NA	NA	NA	NA	NA	NA	NA
HEPTACHLOR	ug/l	ND@0.05	NA	NA	NA	NA	NA	NA	NA	NA
HEPTACHLOR EPOXIDE	ug/l	ND@0.05	NA	NA	NA	NA	NA	NA	NA	NA
METHOXYCHLOR	ug/l	NA	NA	NA	NA	NA	NA	NA	NA	NA

IBM POUGHKEEPSIE
Airport Monitoring Wells 1988 - 1989 Data Report
10/18/90

SAMPLE LOCATION		A-032-S	A-032-S	A-032-S	A-032-S	A-032-S	A-032-S	A-036-S	A-036-S
SAMPLE DESCRIPTION						GROUNDWATER	GROUNDWATER		
SAMPLE DATE		09/13/88	10/21/88	11/11/88	12/06/88	01/16/89	02/15/89	02/03/88	02/18/88
LABORATORY SAMPLE I.D.		68445009	69723002	70428001	71038004	72131004	73180004	61705002	62129006
SAMPLE RUN NUMBER		01	01	01	01	01	01	01	01
SAMPLE COMMENT CODE							!	!	
PARAMETER	UNITS								
BASE/NEUTRAL EXTRACTABLES									
PCB 1016	ug/l	NA	NA	NA	NA	NA	NA	NA	ND@1.0
PCB 1221	ug/l	NA	NA	NA	NA	NA	NA	NA	ND@1.0
PCB 1232	ug/l	NA	NA	NA	NA	NA	NA	NA	ND@1.0
PCB 1242	ug/l	NA	NA	NA	NA	NA	NA	NA	ND@1.0
PCB 1248	ug/l	NA	NA	NA	NA	NA	NA	NA	ND@1.0
PCB 1254	ug/l	NA	NA	NA	NA	NA	NA	NA	ND@1.0
PCB 1260	ug/l	NA	NA	NA	NA	NA	NA	NA	ND@1.0
TOXAPHENE	ug/l	NA	NA	NA	NA	NA	NA	NA	ND@1.0
PESTICIDES/HERBICIDES									
4,4'-DDD	ug/l	NA	NA	NA	NA	NA	NA	NA	ND@0.5
4,4'-DDE	ug/l	NA	NA	NA	NA	NA	NA	NA	ND@0.5
4,4'-DDT	ug/l	NA	NA	NA	NA	NA	NA	NA	ND@0.5
ALDRIN	ug/l	NA	NA	NA	NA	NA	NA	NA	ND@0.5
ALPHA-BHC	ug/l	NA	NA	NA	NA	NA	NA	NA	ND@0.5
ALPHA-ENDOSULFAN	ug/l	NA	NA	NA	NA	NA	NA	NA	ND@0.5
BETA-BHC	ug/l	NA	NA	NA	NA	NA	NA	NA	ND@0.5
BETA-ENDOSULFAN	ug/l	NA	NA	NA	NA	NA	NA	NA	ND@0.5
CHLORDANE	ug/l	NA	NA	NA	NA	NA	NA	NA	ND@1.0
DELTA-BHC	ug/l	NA	NA	NA	NA	NA	NA	NA	ND@0.5
DIELDRIN	ug/l	NA	NA	NA	NA	NA	NA	NA	ND@0.5
ENDOSULFAN SULFATE	ug/l	NA	NA	NA	NA	NA	NA	NA	ND@0.5
ENDRIN	ug/l	NA	NA	NA	NA	NA	NA	NA	ND@0.5
ENDRIN ALDEHYDE	ug/l	NA	NA	NA	NA	NA	NA	NA	ND@0.5
GAMMA-BHC	ug/l	NA	NA	NA	NA	NA	NA	NA	ND@0.5
HEPTACHLOR	ug/l	NA	NA	NA	NA	NA	NA	NA	ND@0.5
HEPTACHLOR EPOXIDE	ug/l	NA	NA	NA	NA	NA	NA	NA	ND@0.5
METHOXYCHLOR	ug/l	NA	NA	NA	NA	NA	NA	NA	NA

IBM POUGHKEEPSIE
Airport Monitoring Wells 1988 - 1989 Data Report
10/18/90

SAMPLE LOCATION		A-036-S	A-036-S	A-036-S	A-036-S	A-036-S	A-036-S	A-036-S	A-036-S	A-036-S
SAMPLE DESCRIPTION							GROUNDWATER			
SAMPLE DATE		02/23/88	02/25/88	03/10/88	04/19/88	05/26/88	06/13/88	07/19/88	07/29/88	08/16/88
LABORATORY SAMPLE I.D.		62241009	62332004	62739009	63949006	88GE0316	65496005	66637004	66977002	67540005
SAMPLE RUN NUMBER		01	01	01	01	01	01	01	01	01
SAMPLE COMMENT CODE										
PARAMETER	UNITS									
BASE/NEUTRAL EXTRACTABLES										
PCB 1016	ug/l	NA	NA	NA	NA	NA	NA	NA	NA	NA
PCB 1221	ug/l	NA	NA	NA	NA	NA	NA	NA	NA	NA
PCB 1232	ug/l	NA	NA	NA	NA	NA	NA	NA	NA	NA
PCB 1242	ug/l	NA	NA	NA	NA	NA	NA	NA	NA	NA
PCB 1248	ug/l	NA	NA	NA	NA	NA	NA	NA	NA	NA
PCB 1254	ug/l	NA	NA	NA	NA	NA	NA	NA	NA	NA
PCB 1260	ug/l	NA	NA	NA	NA	NA	NA	NA	NA	NA
TOXAPHENE	ug/l	NA	NA	NA	NA	NA	NA	NA	NA	NA
PESTICIDES/HERBICIDES										
4,4'-DDD	ug/l	NA	NA	NA	NA	NA	NA	NA	NA	NA
4,4'-DDE	ug/l	NA	NA	NA	NA	NA	NA	NA	NA	NA
4,4'-DDT	ug/l	NA	NA	NA	NA	NA	NA	NA	NA	NA
ALDRIN	ug/l	NA	NA	NA	NA	NA	NA	NA	NA	NA
ALPHA-BHC	ug/l	NA	NA	NA	NA	NA	NA	NA	NA	NA
ALPHA-ENDOSULFAN	ug/l	NA	NA	NA	NA	NA	NA	NA	NA	NA
BETA-BHC	ug/l	NA	NA	NA	NA	NA	NA	NA	NA	NA
BETA-ENDOSULFAN	ug/l	NA	NA	NA	NA	NA	NA	NA	NA	NA
CHLORDANE	ug/l	NA	NA	NA	NA	NA	NA	NA	NA	NA
DELTA-BHC	ug/l	NA	NA	NA	NA	NA	NA	NA	NA	NA
DIELDRIN	ug/l	NA	NA	NA	NA	NA	NA	NA	NA	NA
ENDOSULFAN SULFATE	ug/l	NA	NA	NA	NA	NA	NA	NA	NA	NA
ENDRIN	ug/l	NA	NA	NA	NA	NA	NA	NA	NA	NA
ENDRIN ALDEHYDE	ug/l	NA	NA	NA	NA	NA	NA	NA	NA	NA
GAMMA-BHC	ug/l	NA	NA	NA	NA	NA	NA	NA	NA	NA
HEPTACHLOR	ug/l	NA	NA	NA	NA	NA	NA	NA	NA	NA
HEPTACHLOR EPOXIDE	ug/l	NA	NA	NA	NA	NA	NA	NA	NA	NA
METHOXYCHLOR	ug/l	NA	NA	NA	NA	NA	NA	NA	NA	NA

IBM POUGHKEEPSIE
Airport Monitoring Wells 1988 - 1989 Data Report
10/18/90

SAMPLE LOCATION		A-036-S	A-036-S	A-036-S	A-036-S	A-036-S	A-036-S	A-036-S	A-036-S	A-036-S
SAMPLE DESCRIPTION							GROUNDWATER	GROUNDWATER	GROUNDWATER	GROUNDWATER
SAMPLE DATE		09/13/88	10/21/88	11/11/88	12/02/88	12/06/88	01/16/89	02/15/89	03/23/89	04/21/89
LABORATORY SAMPLE I.D.		68445012	69723004	70428009	70943006	71038007	72131008	7318009	74237009	75195005
SAMPLE RUN NUMBER		01	01	01	01	01	01	01	01	01
SAMPLE COMMENT CODE						!		!		
PARAMETER	UNITS									
BASE/NEUTRAL EXTRACTABLES										
PCB 1016	ug/l	NA	NA	NA	NA	NA	NA	NA	NA	NA
PCB 1221	ug/l	NA	NA	NA	NA	NA	NA	NA	NA	NA
PCB 1232	ug/l	NA	NA	NA	NA	NA	NA	NA	NA	NA
PCB 1242	ug/l	NA	NA	NA	NA	NA	NA	NA	NA	NA
PCB 1248	ug/l	NA	NA	NA	NA	NA	NA	NA	NA	NA
PCB 1254	ug/l	NA	NA	NA	NA	NA	NA	NA	NA	NA
PCB 1260	ug/l	NA	NA	NA	NA	NA	NA	NA	NA	NA
TOXAPHENE	ug/l	NA	NA	NA	NA	NA	NA	NA	NA	NA
PESTICIDES/HERBICIDES										
4,4'-DDD	ug/l	NA	NA	NA	NA	NA	NA	NA	NA	NA
4,4'-DDE	ug/l	NA	NA	NA	NA	NA	NA	NA	NA	NA
4,4'-DDT	ug/l	NA	NA	NA	NA	NA	NA	NA	NA	NA
ALDRIN	ug/l	NA	NA	NA	NA	NA	NA	NA	NA	NA
ALPHA-BHC	ug/l	NA	NA	NA	NA	NA	NA	NA	NA	NA
ALPHA-ENDOSULFAN	ug/l	NA	NA	NA	NA	NA	NA	NA	NA	NA
BETA-BHC	ug/l	NA	NA	NA	NA	NA	NA	NA	NA	NA
BETA-ENDOSULFAN	ug/l	NA	NA	NA	NA	NA	NA	NA	NA	NA
CHLORDANE	ug/l	NA	NA	NA	NA	NA	NA	NA	NA	NA
DELTA-BHC	ug/l	NA	NA	NA	NA	NA	NA	NA	NA	NA
DIELDRIN	ug/l	NA	NA	NA	NA	NA	NA	NA	NA	NA
ENDOSULFAN SULFATE	ug/l	NA	NA	NA	NA	NA	NA	NA	NA	NA
ENDRIN	ug/l	NA	NA	NA	NA	NA	NA	NA	NA	NA
ENDRIN ALDEHYDE	ug/l	NA	NA	NA	NA	NA	NA	NA	NA	NA
GAMMA-BHC	ug/l	NA	NA	NA	NA	NA	NA	NA	NA	NA
HEPTACHLOR	ug/l	NA	NA	NA	NA	NA	NA	NA	NA	NA
HEPTACHLOR EPOXIDE	ug/l	NA	NA	NA	NA	NA	NA	NA	NA	NA
METHOXYCHLOR	ug/l	NA	NA	NA	NA	NA	NA	NA	NA	NA

IBM POUGHKEEPSIE
Airport Monitoring Wells 1988 - 1989 Data Report
10/18/90

SAMPLE LOCATION		A-036-S	A-036-S	A-036-S	A-042-S	A-042-S	A-042-S	A-042-S	A-042-S
SAMPLE DESCRIPTION		GROUNDWATER	GROUNDWATER	GROUNDWATER					GROUNDWATER
SAMPLE DATE		05/26/89	07/19/89	10/16/89	08/26/88	09/07/88	09/14/88	09/20/88	01/24/89
LABORATORY SAMPLE I.D.		76316003	78093013	80971-004	67912003	68231003	68523001	68695002	72526006
SAMPLE RUN NUMBER		01	01	01	01	01	01	01	01
SAMPLE COMMENT CODE									!
PARAMETER	UNITS								
BASE/NEUTRAL EXTRACTABLES									
PCB 1016	ug/l	NA	NA	NA	NA	NA	ND@0.1	NA	NA
PCB 1221	ug/l	NA	NA	NA	NA	NA	ND@0.1	NA	NA
PCB 1232	ug/l	NA	NA	NA	NA	NA	ND@0.1	NA	NA
PCB 1242	ug/l	NA	NA	NA	NA	NA	ND@0.1	NA	NA
PCB 1248	ug/l	NA	NA	NA	NA	NA	ND@0.1	NA	NA
PCB 1254	ug/l	NA	NA	NA	NA	NA	ND@0.1	NA	NA
PCB 1260	ug/l	NA	NA	NA	NA	NA	ND@0.1	NA	NA
TOXAPHENE	ug/l	NA	NA	NA	NA	NA	ND@1.0	NA	NA
PESTICIDES/HERBICIDES									
4,4'-DDD	ug/l	NA	NA	NA	NA	NA	ND@0.05	NA	NA
4,4'-DDE	ug/l	NA	NA	NA	NA	NA	ND@0.05	NA	NA
4,4'-DDT	ug/l	NA	NA	NA	NA	NA	ND@0.05	NA	NA
ALDRIN	ug/l	NA	NA	NA	NA	NA	ND@0.05	NA	NA
ALPHA-BHC	ug/l	NA	NA	NA	NA	NA	ND@0.05	NA	NA
ALPHA-ENDOSULFAN	ug/l	NA	NA	NA	NA	NA	ND@0.05	NA	NA
BETA-BHC	ug/l	NA	NA	NA	NA	NA	ND@0.05	NA	NA
BETA-ENDOSULFAN	ug/l	NA	NA	NA	NA	NA	ND@0.05	NA	NA
CHLORDANE	ug/l	NA	NA	NA	NA	NA	ND@0.5	NA	NA
DELTA-BHC	ug/l	NA	NA	NA	NA	NA	ND@0.05	NA	NA
DIELDRIN	ug/l	NA	NA	NA	NA	NA	ND@0.05	NA	NA
ENDOSULFAN SULFATE	ug/l	NA	NA	NA	NA	NA	ND@0.05	NA	NA
ENDRIN	ug/l	NA	NA	NA	NA	NA	ND@0.05	NA	NA
ENDRIN ALDEHYDE	ug/l	NA	NA	NA	NA	NA	NA	NA	NA
GAMMA-BHC	ug/l	NA	NA	NA	NA	NA	ND@0.05	NA	NA
HEPTACHLOR	ug/l	NA	NA	NA	NA	NA	ND@0.05	NA	NA
HEPTACHLOR EPOXIDE	ug/l	NA	NA	NA	NA	NA	ND@0.05	NA	NA
METHOXYCHLOR	ug/l	NA	NA	NA	NA	NA	ND@0.5	NA	NA

IBM POUGHKEEPSIE
Airport Monitoring Wells 1988 - 1989 Data Report
10/18/90

SAMPLE LOCATION		A-042-S	A-042-S	A-042-S	A-042-S	A-042-S	A-042-S	A-042-S
SAMPLE DESCRIPTION		GROUNDWATER	GROUNDWATER	GROUNDWATER	GROUNDWATER	GROUNDWATER	GROUNDWATER	GROUNDWATER
SAMPLE DATE		02/14/89	03/22/89	04/21/89	05/26/89	07/24/89	09/25/89	10/27/89
LABORATORY SAMPLE I.D.		73137006	74237012	75195008	76316006	78181006	80260005	81392-004
SAMPLE RUN NUMBER		01	01	01	01	01	01	01
SAMPLE COMMENT CODE		!	!					
PARAMETER	UNITS							
BASE/NEUTRAL EXTRACTABLES								
PCB 1016	ug/l	NA	NA	NA	NA	NA	NA	NA
PCB 1221	ug/l	NA	NA	NA	NA	NA	NA	NA
PCB 1232	ug/l	NA	NA	NA	NA	NA	NA	NA
PCB 1242	ug/l	NA	NA	NA	NA	NA	NA	NA
PCB 1248	ug/l	NA	NA	NA	NA	NA	NA	NA
PCB 1254	ug/l	NA	NA	NA	NA	NA	NA	NA
PCB 1260	ug/l	NA	NA	NA	NA	NA	NA	NA
TOXAPHENE	ug/l	NA	NA	NA	NA	NA	NA	NA
PESTICIDES/HERBICIDES								
4,4'-DDD	ug/l	NA	NA	NA	NA	NA	NA	NA
4,4'-DDE	ug/l	NA	NA	NA	NA	NA	NA	NA
4,4'-DDT	ug/l	NA	NA	NA	NA	NA	NA	NA
ALDRIN	ug/l	NA	NA	NA	NA	NA	NA	NA
ALPHA-BHC	ug/l	NA	NA	NA	NA	NA	NA	NA
ALPHA-ENDOSULFAN	ug/l	NA	NA	NA	NA	NA	NA	NA
BETA-BHC	ug/l	NA	NA	NA	NA	NA	NA	NA
BETA-ENDOSULFAN	ug/l	NA	NA	NA	NA	NA	NA	NA
CHLORDANE	ug/l	NA	NA	NA	NA	NA	NA	NA
DELTA-BHC	ug/l	NA	NA	NA	NA	NA	NA	NA
DIELDRIN	ug/l	NA	NA	NA	NA	NA	NA	NA
ENDOSULFAN SULFATE	ug/l	NA	NA	NA	NA	NA	NA	NA
ENDRIN	ug/l	NA	NA	NA	NA	NA	NA	NA
ENDRIN ALDEHYDE	ug/l	NA	NA	NA	NA	NA	NA	NA
GAMMA-BHC	ug/l	NA	NA	NA	NA	NA	NA	NA
HEPTACHLOR	ug/l	NA	NA	NA	NA	NA	NA	NA
HEPTACHLOR EPOXIDE	ug/l	NA	NA	NA	NA	NA	NA	NA
METHOXYCHLOR	ug/l	NA	NA	NA	NA	NA	NA	NA

EXPLANATION OF REPORTING CONVENTIONS AND KEY TO COMMENT CODES

REPORTING CONVENTIONS

NA	Not Analyzed
ND@X	Not Detected at Detection Limit X
BMRL@X	Below Minimum Reporting Limit of X

CODE	EXPLANATION
^	Non-Standard Measurement Unit

IBM POUGHKEEPSIE
Airport Monitoring Well 1988 - 1989 Data Report
10/18/90

EXPLANATION OF REPORTING CONVENTIONS AND KEY TO COMMENT CODES

REPORTING CONVENTIONS

NA	Not Analyzed
ND@X	Not Detected at Detection Limit X
BMRL@X	Below Minimum Reporting Limit of X

CODE	EXPLANATION
^	Non-Standard Measurement Unit

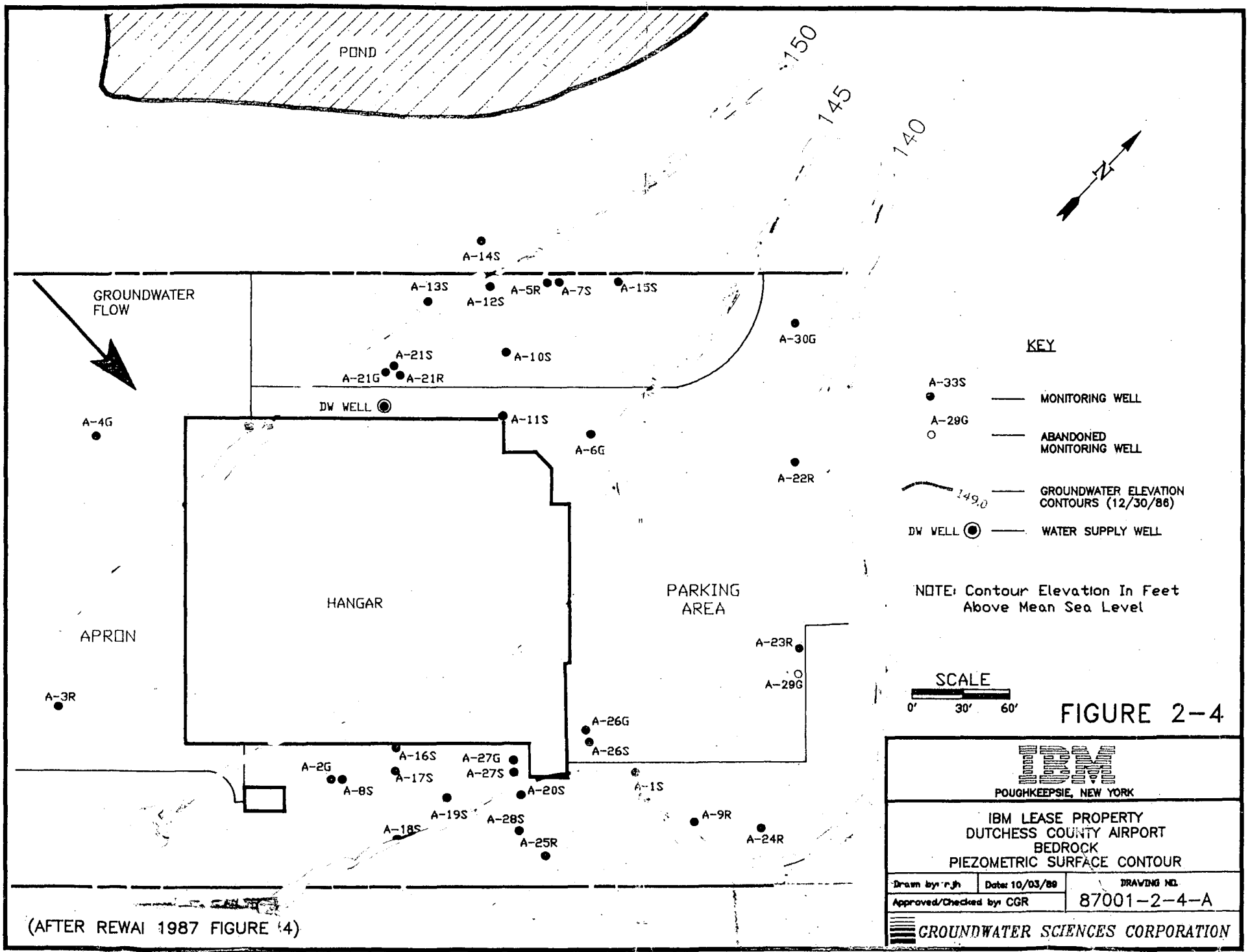

FIGURE 2-4

(AFTER REWAI 1987 FIGURE 4)

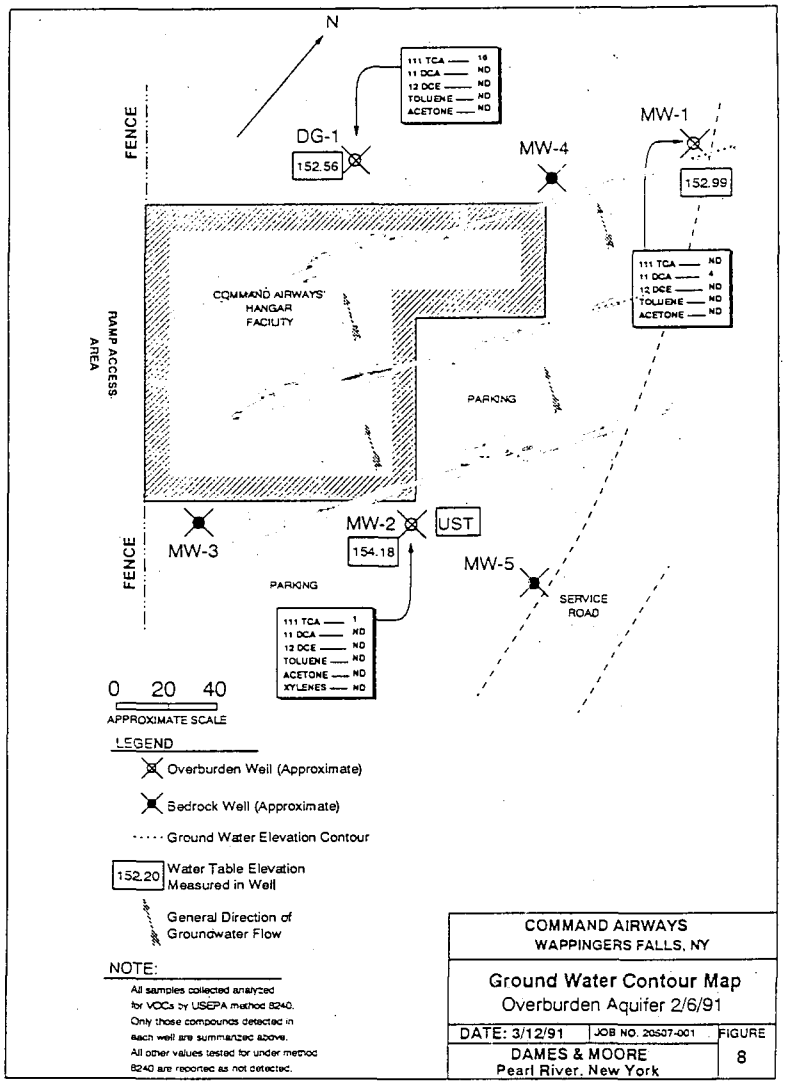
N
FENCE
DG-1
152.56
111 TCA — 16
11 DCA — ND
12 DCE — ND
TOLUENE — ND
ACETONE — ND
MW-4
MW-1
152.99
111 TCA — ND
11 DCA — 4
12 DCE — ND
TOLUENE — ND
ACETONE — ND
COMMAND AIRWAYS' HANGAR FACIUTY
RAMP ACCESS AREA
PARKING
MW-3
MW-2
UST
154.18
MW-5
SERVICE ROAD
PARKING
111 TCA — 1
11 DCA — ND
12 DCE — ND
TOLUENE — ND
ACETONE — ND
XYLENES — ND
0 20 40
APPROXIMATE SCALE
LEGEND
Overburden Well (Approximate)
Bedrock Well (Approximate)
Ground Water Elevation Contour
152.20 Water Table Elevation Measured in Well
General Direction of Groundwater Flow
NOTE:
All samples collected analyzed for VOCs by USEPA method 8240. Only those compounds detected in each well are summarized above. All other values tested for under method 8240 are reported as not detected.
COMMAND AIRWAYS
WAPPINGERS FALLS, NY
Ground Water Contour Map
Overburden Aquifer 2/6/91
DATE: 3/12/91
JOB NO. 20507-001
FIGURE
8
DAMES & MOORE
Pearl River, New York