



---

**SITE CHARACTERIZATION  
DATA SUMMARY REPORT  
PHASE 3**

---

**WORK ASSIGNMENT D003825-50.1A**

**NORTH OF 720 MELROSE AVENUE  
MELROSE SECTION OF THE BRONX**

**SITE NO. 2-03-009  
BRONX (C), NY**

Prepared for:  
NEW YORK STATE  
DEPARTMENT OF ENVIRONMENTAL CONSERVATION  
625 Broadway, Albany, New York

*Denise M. Sheehan, Acting Commissioner*

DIVISION OF ENVIRONMENTAL REMEDIATION  
REMEDIAL BUREAU B

---

**URS Corporation**  
77 Goodell Street  
Buffalo, New York 14203

**Final  
March 2006**

**DATA SUMMARY REPORT**  
**PHASE 3 - SITE CHARACTERIZATION**  
**NORTH OF 720 MELROSE AVENUE**  
**SITE ID NO. 2-03-009**  
**BRONX COUNTY, NEW YORK**

**PREPARED FOR:**  
**NEW YORK STATE DEPARTMENT OF ENVIRONMENTAL CONSERVATION**  
**DIVISION OF ENVIRONMENTAL REMEDIATION**  
**REMEDIAL BUREAU B**  
**WORK ASSIGNMENT NO. D003825-50.1**

**FINAL**

**PREPARED BY:**  
**URS CORPORATION**  
**77 GOODELL STREET**  
**BUFFALO, NEW YORK 14203**

**MARCH 2006**

## TABLE OF CONTENTS

	<u>Page No.</u>
<b>1.0 INTRODUCTION.....</b>	<b>1-1</b>
1.1 Site Background.....	1-2
1.2 Scope of the Project .....	1-3
1.3 Data Presentation .....	1-4
<b>2.0 FIELD ACTIVITIES.....</b>	<b>2-1</b>
2.1 Soil Gas Conduit Installation.....	2-1
2.2 Soil Gas Sampling .....	2-2
2.3 Surveying.....	2-3
<b>3.0 RECOMMENDATIONS.....</b>	<b>3-1</b>

### TABLES

(Following Text)

Table 1	Summary of Detected Compounds in Soil Gas Samples
Table 2	Statistical Summary of Detected Compounds in Soil Gas Samples
Table 3	Summary of Detected Compounds in Ambient Air Samples
Table 4	Summary of Parameters Analyzed in Soil Gas Samples

### FIGURES

(Following Tables)

Figure 1	Site Location Map
Figure 2	Site Plan
Figure 3	Sampling Location Map
Figure 4	Soil Gas Analytical Results – Total VOCs
Figure 5	Tetrachloroethene and Breakdown Products in Soil Gas

### ATTACHMENTS

Attachment A	Soil Gas Analytical Results (August 2005) Drawing
Attachment B	Field Notes/Field Logs
Attachment C	Data Usability Summary Report (DUSR) - Including Form Is
Attachment D	Survey Field Notes and Site Sketches
Attachment E	Survey Drawing

## LIST OF ACRONYMS AND ABBREVIATIONS

aka	also known as
bgs	below ground surface
COC	chain-of-custody
DCE	dichloroethene, aka dichloroethylene
DUSR	Data Usability Summary Report
FDNY	Fire Department of New York
FSP	Field Sampling Plan
HASP	Health and Safety Plan
ID	inside diameter
IDW	investigation derived wastes
IWA	Immediate Investigation Work Assignment
L	liter
MTBE	Methyl tert-butyl ether
MW	monitoring well
NAD	North American Datum
NGVD	National Geodetic Vertical Datum
NYC	New York City
NYCRR	New York Codes, Rules and Regulations
NYSDEC	New York State Department of Environmental Conservation
NYSDOH	New York State Department of Health
OD	outside diameter
PCE	perchloroethene, aka tetrachloroethene or tetrachloroethylene or perchloroethylene
PID	photoionization detector
PMWP	Project Management Work Plan
ppbv	parts per billion (by volume)
QAPP	Quality Assurance Project Plan
QC	quality control
SA	Site Assessment
SAP	Sampling and Analysis Plan
SG	soil gas
STL	Severn Trent Laboratories, Inc.
TCE	trichloroethene, aka trichloroethylene
TCL	target compound list
TIC	tentatively identified compound
ug/L	micrograms per liter
URS	URS Corporation
USEPA	United States Environmental Protection Agency
VOC	volatile organic compound
WA	Work Assignment
Zebra	Zebra Environmental Corporation

## 1.0 INTRODUCTION

This *Data Summary Report* has been prepared to summarize the third phase of field activities and analytical results for the North of 720 Melrose Avenue site in the Melrose section of Bronx County. Work Assignment (WA) No. 50 was originally issued on September 4, 2003 as an Immediate Investigation Work Assignment (IIWA) to perform soil gas and groundwater sampling beneath the North of 720 Melrose Avenue site and its immediate vicinity (Phase 1). Based on the findings of elevated volatile organic compounds (VOC) levels in soil gas and groundwater samples collected during the IIWA, [*Field Investigation Letter Report* (URS, February 2004, Final)] the New York State Department of Environmental Conservation (NYSDEC) requested an additional investigation to be performed, expanding the program beyond the scope, level, and effort of an IIWA. The additional investigation was issued on June 14, 2004 as a Site Characterization under Work Assignment No. D003825-50.1 (Phase 2). URS issued a *Data Summary Report* (URS, April 2005, Final), with recommendations.

Based on the recommendations in the *Data Summary Report*, (URS, April 2005, Final), the Department requested that URS complete some of the recommendations using work assignment funds that remained unused after completion of Phase 2. The additional fieldwork to implement the recommendation for extending the soil vapor investigation, herein called Phase 3, commenced on July 26, 2005. The recommendations for evaluating site stratigraphy north of East 156<sup>th</sup> Street and Melrose Avenue, and to install additional monitoring wells were not pursued at this time.

This Phase 3 - Site Characterization Data Summary Report does not incorporate information presented in the *Field Investigation Letter Report* (URS, February 2004) or the *Data Summary Report* (URS April 2005), nor does it include any conclusions.

## 1.1 Site Background

### Site Location and Description

The site is located in the Melrose section of Bronx County (Figure 1). It was first identified in 1997 as part of a petroleum spill investigation at the Fire Department of New York (FDNY) Engine Company 71/Ladder Company 55 property located at 720 Melrose Avenue (Figure 2). Samples from groundwater wells installed to monitor petroleum product emanating from the site showed elevated levels of chlorinated solvents, including tetrachloroethene (PCE), trichloroethene (TCE), and cis-1,2-dichloroethene (DCE), with the highest concentrations being found in the upgradient well locations. Over the years, concentrations of these chlorinated solvents have been increasing (for example, PCE has increased from 1,600 parts per billion (ppb) in February 1997 to 7,400 ppb in July 2002). Based on the sampling data, the source area is suspected to be located upgradient of the FDNY property. Several residential areas are located in the vicinity where contamination was observed. Given the concentrations found in the groundwater, and the depth of groundwater (16-19 feet below ground surface), the potential exists for PCE vapors to enter basement areas of such residences.

Therefore, a site assessment (SA) was needed in this area to: (1) locate the chlorinated VOC source area(s); (2) determine whether indoor air sampling is necessary in the adjacent residences; and (3) determine whether listing of the site in the NYSDEC Registry of Inactive Hazardous Wastes Disposal Sites is warranted.

The NYSDEC assigned URS to conduct additional investigative work under our standby contract as an IIWA. The fieldwork for the IIWA (Phase 1) was completed in November 2003. The findings of the IIWA were submitted in a *Field Investigation Letter Report*, Final, dated February 4, 2004. The field work resulted in numerous findings and the conclusion by the NYSDEC was that further investigation was merited. The fieldwork for the Site Characterization (Phase 2) was completed in October 2004. The findings of the Site Characterization were submitted in a *Data Summary Report*, Final, dated April 15, 2005. Recommendations were made to install and sample additional soil gas conduits, to provide additional site stratigraphy data, install additional monitoring wells, and for a comprehensive updated round of groundwater data in the vicinity of the site. The

fieldwork for Phase 3 was completed in August 2005 but was limited to the installation and sampling of soil gas conduits, per the Department's instructions.

## **1.2 Scope of the Project**

In accordance with the NYSDEC Scope of Work (NYSDEC, June 14, 2004), URS prepared a Project Management Work Plan (PMWP) and budget estimate (Final, August 2004), and a Sampling and Analysis Plan (SAP, Final August 2004), which includes the Field Sampling Plan (FSP) and the Quality Assurance Project Plan (QAPP). The Health and Safety Plan (HASP) prepared for the Phase 1 field work was amended to include the Phase 2 groundwater monitoring well installation activities (September 2, 2004). The PMWP, SAP and HASP were not revised or amended for the Phase 3 work because the characteristics of the work was unchanged.

Per the recommendations in the Phase 2 report and the Department's instructions, installation of sixteen new permanent conduits for soil gas sampling were proposed to evaluate the condition of the soil gas beneath the North of 720 Melrose Avenue site and its immediate vicinity. URS installed 16 permanent soil gas conduits. Soil gas from 26 (i.e., 15 new and 11 previously installed) soil gas conduits were successfully sampled and analyzed. Not all previously installed soil gas conduits were sampled. The selection for which of the previously installed conduits to sample was based upon results from previous rounds of sampling and/or proximity to the new soil gas conduit locations. All scope modifications were approved by the NYSDEC representative.

The field investigation included:

- obtaining utility clearances and permits;
- installation of permanent soil gas conduits by Zebra Environmental Corp. of Lynbrook, New York (Zebra);
- collection of soil gas from the soil gas conduits for analysis by Severn Trent Laboratories, Inc, of Knoxville, TN (STL-Knoxville); and
- site survey by Naik-Prasad, Inc., of Edison, NJ.

### **1.3 Data Presentation**

A site plan based on the site survey performed is presented in Figure 2. All soil gas conduit locations are shown on Figure 3. Figure 4 shows total VOC concentrations from the soil gas analytical results of samples collected in August 2005. Figure 5 shows only the detections for tetrachloroethene and its breakdown products. The drawing in Attachment A shows all compounds detected in the soil gas samples collected in August 2005.

Tables 1 and 2 provide a summary of detections in the August 2005 soil gas samples. Table 3 summarizes detections in ambient air associated with soil gas samples. Table 4 lists the analytical parameters for soil gas, with tetrachloroethene and its breakdown products identified by an asterisk.

This report also includes: field notes, and field logs (Attachment B); a Data Usability Summary Report containing complete validated analytical results (Attachment C); and the site survey notes and drawing (Attachments D and E respectively) generated from the July 26 to August 3, 2005 field investigation.



## **2.0 FIELD ACTIVITIES**

### **2.1 Soil Gas Conduit Installation**

On July 26 and 28, 2005, sixteen permanent soil gas conduits (SG-26 through SG-41) were installed by Zebra, under the direction of NYSDEC and a URS geologist. The locations of the conduits are shown on Figure 3. All locations were installed through sidewalks. Rotary concrete drill bits were used to drill through the concrete sidewalk. A bobcat mounted Geoprobe® 5400 hydraulic push unit was utilized to advance a 2.125 inch outer diameter (OD) [2.0 inch inner diameter (ID)] macrocore sampler with a 1.85 inch diameter acetate liner to a depth of approximately 8 feet below ground surface (bgs). Soil samples were collected for two reasons: 1) to classify and document subsurface material; and 2) to allow for backfilling the soil-gas conduits with new sand. Soil samples were not collected for analysis because photoionization detector (PID) readings above background levels were not observed during the soil screening.

A six inch long stainless steel Geoprobe® vapor sampling implant was inserted down the borehole and connected to an anchor, positioning the implant at the bottom of the geoprobe hole. Polyethylene tubing (3/8 inch OD) connected to the implant was extended to the top of each well, where it was cut above the ground surface. The boreholes were backfilled with clean sand to a depth of approximately 1.5 feet bgs, followed by approximately 6 inches of bentonite pellets. The conduits were completed with 2 inch diameter aluminum flush-mount protective casings, secured with approximately 1 foot of concrete. Each flush mount casing cover was secured with a 9/16 inch bolt. Between well locations, the downhole equipment was brush-cleaned by Zebra. A majority of the spoils were disposed of onsite on top of the bentonite and below the sidewalk. The small amount of remaining spoils and used macrocore acetate liners were taken by Zebra to their shop for proper disposal. No other investigation derived waste (IDW) were generated during the soil-gas conduit installation. Copies of the daily field notes, soil boring logs, and soil gas conduit construction logs are provided in Attachment B.

## **2.2 Soil Gas Sampling**

Twenty six soil-gas samples (eleven existing and fifteen new locations) were collected on August 2 and 3, 2005. An ambient air sample was collected on each day of sampling. Prior to sampling, a vacuum pump was used to purge the standing air in the soil-gas conduits for approximately five minutes at the rate of one liter (L) per minute.

Six-liter Summa<sup>®</sup> canisters fitted with flow controllers were provided by STL-Knoxville. The flow controllers were pre-set by STL-Knoxville to collect the sample into the Summa canister over a one hour period (i.e., at the rate of approximately 0.08 L per minute). The Summa canister was filled by using the Summa canister's vacuum pressure to draw the sample. The ambient air sample was collected by simply opening the summa canister fitted with a flow controller and drawing in the ambient air. Copies of the completed Summa Canister Sampling Field Data Sheets from the sampling event are provided in Attachment B.

Of the locations recommended for sampling, there was no loss in the Summa canister vacuum pressure in two attempts to collect a sample at location SG-26. Therefore a sample was not collected at SG-26. The conduits at locations SG-11 and SG-23 could not be sampled because they were destroyed, presumably when the concrete sidewalk panels/flags were replaced.

All samples were shipped under chain-of-custody (COC) via Federal Express to STL-Knoxville. The samples were analyzed for VOCs listed in Table 4, following USEPA Method TO-15. The complete validated analytical results and Form Is are presented in the Data Usability Summary Report (DUSR) in Attachment C.

A summary of detected VOCs in the soil gas samples is presented in Table 1. Table 2 summarizes the detected parameters as follows: the number of detections; the minimum, maximum and average values; and the location of the maximum value. Table 3 summarizes the ambient air sample results. Total VOC concentrations are shown on Figure 4. The concentrations of detected compounds at each soil-gas conduit location are shown on a full size drawing which can be found in Attachment A. The location of detected concentrations of only tetrachloroethene and its breakdown

products are shown on Figure 5. It should be noted that the concentrations of tetrachloroethene and its breakdown products represent a fraction of the total VOCs detected. Of particular note is the significant increase in total VOC concentration at location SG-18, which went from 1,690 parts per billion by volume (ppbv) in October 2004 to 78,100 ppbv in August 2005. An explanation cannot be offered at this time. Currently there are no promulgated criteria for contaminants in soil gas.

### **2.3 Surveying**

All soil gas conduit locations were surveyed during the field investigation by Naik-Prasad, Inc. for location and elevation. The new locations and expanded survey area were incorporated into the existing survey from the 2003 Immediate Investigation Work Assignment (IIWA) and the 2004 Phase 2 Site Characterization. All surveying was performed under the supervision of a New York State licensed land surveyor. Copies of survey field notes and site sketches are provided in Attachment D. A site survey drawing is provided in Attachment E. All vertical and horizontal control points were referenced to National Geodetic Vertical Datum (NGVD 1929) and North American Datum (NAD 1927) East Zone coordinate system, respectively.

### **3.0 RECOMMENDATIONS**

The concentrations of tetrachloroethene detected in the soil gas conduits north of East 156<sup>th</sup> Street suggests a separate source may be responsible for the contamination in that area. The slight increase in the tetrachloroethene soil vapor concentrations moving southwest towards East 154<sup>th</sup> Street also suggests another source may be contributing to the area-wide contamination. The use of soil-gas results is not a good predictor of groundwater contamination, since many of the soil-gas conduits only penetrate into the fill, which is of low permeability silts, fill, and clays. Implementing the recommendations proposed in the April 2005 Data Summary Report for additional site stratigraphy and groundwater monitoring and extending the groundwater investigation south of East 155<sup>th</sup> Street and also to the east and west of Melrose Avenue in that area should provide more useful information for defining the source areas and the extent of contamination.

Installation of additional soil-gas conduits is not recommended at this time until the source area(s) and groundwater contamination plume(s) are more defined.

**TABLE 1**  
**SUMMARY OF DETECTED COMPOUNDS IN SOIL GAS SAMPLES**  
**NORTH OF 720 MELROSE AVENUE**

Location ID		SG-05	SG-08	SG-09	SG-10	SG-12
Sample ID		SG-5	SG-8	SG-9	SG-10	SG-12
Matrix		Soil Gas	Soil Gas	Soil Gas	Soil Gas	Soil Gas
Depth Interval (ft)		-	-	-	-	-
Date Sampled		08/02/05	08/02/05	08/03/05	08/03/05	08/03/05
Parameter	Units					
<b>Volatile Organic Compounds</b>						
1,1,1-Trichloroethane	PPBV				1.5	
1,1,2-Trichloro-1,2,2-trifluoroethane	PPBV			1.7		
1,2,4-Trimethylbenzene	PPBV	8.0	5.3	3.6	2.6	3.1
1,2-Dichloroethene (cis)	PPBV					
1,2-Dichloropropane	PPBV					
1,3,5-Trimethylbenzene (Mesitylene)	PPBV	2.1			0.83	
1,3-Dichlorobenzene	PPBV	7.1	6.2	4.2	1.9	2.9
1-Butanol	PPBV	4.0		3.9	1.8	4.4
4-Methyl-2-pentanone	PPBV					
Acetone	PPBV	27 J				
Acetonitrile	PPBV					
Acrolein	PPBV	2.9 J		4.1 J	3.0 J	
Benzene	PPBV					
Bromodichloromethane	PPBV					
Carbon disulfide	PPBV			6.1	4.9	4.1
Chlorodifluoromethane	PPBV					
Chloroform	PPBV	5.9	9.4	23	15	3.6
Cyclohexane	PPBV	2.2			1.8	
Dichlorodifluoromethane	PPBV				38	
Ethylbenzene	PPBV	6.9	7.0	3.2	3.1	3.6
Heptane	PPBV					
Hexachlorobutadiene	PPBV					
Hexane	PPBV	0.89			1.0	2.5

Flags assigned during chemistry validation are shown.

Blank - Not Detected

J - The reported concentration is an estimated value.

PPBV - Parts per billion by volume.

Only Detected Results Reported.

**TABLE 1**  
**SUMMARY OF DETECTED COMPOUNDS IN SOIL GAS SAMPLES**  
**NORTH OF 720 MELROSE AVENUE**

Location ID		SG-05	SG-08	SG-09	SG-10	SG-12
Sample ID		SG-5	SG-8	SG-9	SG-10	SG-12
Matrix		Soil Gas	Soil Gas	Soil Gas	Soil Gas	Soil Gas
Depth Interval (ft)		-	-	-	-	-
Date Sampled		08/02/05	08/02/05	08/03/05	08/03/05	08/03/05
Parameter	Units					
<b>Volatile Organic Compounds</b>						
Isopropylbenzene (Cumene)	PPBV					
Methyl ethyl ketone (2-Butanone)	PPBV					
Methyl tert-butyl ether	PPBV	7.4		4.7	3.3	4.2
Methylene chloride	PPBV					
n-Butane	PPBV					
Methanol	PPBV	180 J	180 J	160 J	110 J	130 J
Nonane	PPBV	2.2		2.5	1.5	1.9
n-Decane	PPBV	7.4	4.7	5.7	3.8	4.3
n-Dodecane	PPBV					
n-Octane	PPBV	5.0	4.1	2.3	2.1	2.8
n-Propylbenzene	PPBV	1.1				
n-Undecane	PPBV					
Pentane	PPBV					
Styrene	PPBV					
Tetrachloroethene	PPBV	65	220	84	17	150
Toluene	PPBV	12	17	15	11	12
Trichloroethene	PPBV	2.8		2.8		
Trichlorofluoromethane	PPBV	1.1	3.6		1.6	
Xylene (total)	PPBV	22	30	9.2	8.1	9.6
Total Volatile Organic Compounds	PPBV	372.99	487.3	336	233.83	339

Flags assigned during chemistry validation are shown.

Blank - Not Detected

J - The reported concentration is an estimated value.

PPBV - Parts per billion by volume.

Only Detected Results Reported.

**TABLE 1**  
**SUMMARY OF DETECTED COMPOUNDS IN SOIL GAS SAMPLES**  
**NORTH OF 720 MELROSE AVENUE**

Location ID		SG-13	SG-15	SG-16	SG-18	SG-19
Sample ID		SG-13	SG-15	SG-16	SG-18	SG-19
Matrix		Soil Gas	Soil Gas	Soil Gas	Soil Gas	Soil Gas
Depth Interval (ft)		-	-	-	-	-
Date Sampled		08/02/05	08/02/05	08/03/05	08/03/05	08/03/05
Parameter	Units					
<b>Volatile Organic Compounds</b>						
1,1,1-Trichloroethane	PPBV					0.71
1,1,2-Trichloro-1,2,2-trifluoroethane	PPBV					
1,2,4-Trimethylbenzene	PPBV	5.6	5.6	2.9		
1,2-Dichloroethene (cis)	PPBV					
1,2-Dichloropropane	PPBV					
1,3,5-Trimethylbenzene (Mesitylene)	PPBV	1.6				
1,3-Dichlorobenzene	PPBV	4.1	6.4	3.0		
1-Butanol	PPBV	3.1		3.8		1.6
4-Methyl-2-pentanone	PPBV					
Acetone	PPBV	21 J				24 J
Acetonitrile	PPBV					
Acrolein	PPBV	2.7 J				2.4 J
Benzene	PPBV					
Bromodichloromethane	PPBV					
Carbon disulfide	PPBV			4.4		1.6
Chlorodifluoromethane	PPBV			1.6		
Chloroform	PPBV	16	40	24		1.7
Cyclohexane	PPBV	2.9			2,800	
Dichlorodifluoromethane	PPBV	0.80				0.65
Ethylbenzene	PPBV	7.1	7.8	3.2		1.4
Heptane	PPBV	0.77				
Hexachlorobutadiene	PPBV					
Hexane	PPBV	1.1				0.90

Flags assigned during chemistry validation are shown.

Blank - Not Detected

J - The reported concentration is an estimated value.

PPBV - Parts per billion by volume.

Only Detected Results Reported.

**TABLE 1**  
**SUMMARY OF DETECTED COMPOUNDS IN SOIL GAS SAMPLES**  
**NORTH OF 720 MELROSE AVENUE**

Location ID		SG-13	SG-15	SG-16	SG-18	SG-19
Sample ID		SG-13	SG-15	SG-16	SG-18	SG-19
Matrix		Soil Gas	Soil Gas	Soil Gas	Soil Gas	Soil Gas
Depth Interval (ft)		-	-	-	-	-
Date Sampled		08/02/05	08/02/05	08/03/05	08/03/05	08/03/05
Parameter	Units					
<b>Volatile Organic Compounds</b>						
Isopropylbenzene (Cumene)	PPBV					
Methyl ethyl ketone (2-Butanone)	PPBV	4.0				2.8
Methyl tert-butyl ether	PPBV	6.3		5.6		4.0
Methylene chloride	PPBV					
n-Butane	PPBV				69,000	
Methanol	PPBV	150 J	170 J	180 J		120 J
Nonane	PPBV	2.2		1.6		
n-Decane	PPBV	6.2	5.2	3.5		
n-Dodecane	PPBV					
n-Octane	PPBV	4.9	5.0	2.6		0.81
n-Propylbenzene	PPBV	0.78				
n-Undecane	PPBV					
Pentane	PPBV				6,300	
Styrene	PPBV					
Tetrachloroethene	PPBV	24	6.3	8.0		21
Toluene	PPBV	15	15	24		5.8
Trichloroethene	PPBV					
Trichlorofluoromethane	PPBV	0.78	4.2			
Xylene (total)	PPBV	21	21	9.4		1.5
Total Volatile Organic Compounds	PPBV	301.93	286.5	277.6	78,100	190.87

Flags assigned during chemistry validation are shown.

Blank - Not Detected

J - The reported concentration is an estimated value.

PPBV - Parts per billion by volume.

Only Detected Results Reported.



**TABLE 1**  
**SUMMARY OF DETECTED COMPOUNDS IN SOIL GAS SAMPLES**  
**NORTH OF 720 MELROSE AVENUE**

Location ID		SG-22	SG-26	SG-27	SG-28	SG-29
Sample ID		SG-22	SG-26	SG-27	SG-28	SG-29
Matrix		Soil Gas	Soil Gas	Soil Gas	Soil Gas	Soil Gas
Depth Interval (ft)		-	-	-	-	-
Date Sampled		08/03/05	08/02/05	08/02/05	08/02/05	08/02/05
Parameter	Units					
<b>Volatile Organic Compounds</b>						
1,1,1-Trichloroethane	PPBV					
1,1,2-Trichloro-1,2,2-trifluoroethane	PPBV					
1,2,4-Trimethylbenzene	PPBV	1.9	3.7	1.6	1.6	5.2
1,2-Dichloroethene (cis)	PPBV					
1,2-Dichloropropane	PPBV					
1,3,5-Trimethylbenzene (Mesitylene)	PPBV				2.0	1.7
1,3-Dichlorobenzene	PPBV			1.1		2.7
1-Butanol	PPBV			2.8	2.4	
4-Methyl-2-pentanone	PPBV					
Acetone	PPBV			28 J	18 J	
Acetonitrile	PPBV					
Acrolein	PPBV				1.7 J	
Benzene	PPBV			0.98	0.95	1.7
Bromodichloromethane	PPBV					
Carbon disulfide	PPBV		7.3	4.3	9.1	19
Chlorodifluoromethane	PPBV					
Chloroform	PPBV	21	250	58	24	89
Cyclohexane	PPBV		45	64	29	51
Dichlorodifluoromethane	PPBV	2.3		1.3	0.72	
Ethylbenzene	PPBV	2.0	7.1	5.4	5.5	6.1
Heptane	PPBV		5.2	6.6	3.6	4.5
Hexachlorobutadiene	PPBV					
Hexane	PPBV	1.8		2.4	1.5	1.7

Flags assigned during chemistry validation are shown.

Blank - Not Detected

J - The reported concentration is an estimated value.

PPBV - Parts per billion by volume.

Only Detected Results Reported.

**TABLE 1**  
**SUMMARY OF DETECTED COMPOUNDS IN SOIL GAS SAMPLES**  
**NORTH OF 720 MELROSE AVENUE**

Location ID		SG-22	SG-26	SG-27	SG-28	SG-29
Sample ID		SG-22	SG-26	SG-27	SG-28	SG-29
Matrix		Soil Gas	Soil Gas	Soil Gas	Soil Gas	Soil Gas
Depth Interval (ft)		-	-	-	-	-
Date Sampled		08/03/05	08/02/05	08/02/05	08/02/05	08/02/05
Parameter	Units					
<b>Volatile Organic Compounds</b>						
Isopropylbenzene (Cumene)	PPBV					
Methyl ethyl ketone (2-Butanone)	PPBV				1.9	
Methyl tert-butyl ether	PPBV			7.6	6.8	8.0
Methylene chloride	PPBV					
n-Butane	PPBV	1.5				
Methanol	PPBV	100 J	150 J	220 J	170 J	170 J
Nonane	PPBV			1.9	4.7	2.5
n-Decane	PPBV	2.2	3.9	1.6	3.3	4.7
n-Dodecane	PPBV					
n-Octane	PPBV	1.4	4.2	4.8	4.1	4.1
n-Propylbenzene	PPBV					
n-Undecane	PPBV					
Pentane	PPBV					
Styrene	PPBV					
Tetrachloroethene	PPBV	110	32	39	4.4	14
Toluene	PPBV	8.0	22	35	14	22
Trichloroethene	PPBV	3.7		1.2	32	
Trichlorofluoromethane	PPBV	4.1			0.91	
Xylene (total)	PPBV	6.7	19	15	12	19
Total Volatile Organic Compounds	PPBV	266.6	549.4	502.58	354.18	426.9

Flags assigned during chemistry validation are shown.

Blank - Not Detected

J - The reported concentration is an estimated value.

PPBV - Parts per billion by volume.

Only Detected Results Reported.

**TABLE 1**  
**SUMMARY OF DETECTED COMPOUNDS IN SOIL GAS SAMPLES**  
**NORTH OF 720 MELROSE AVENUE**

Location ID		SG-30	SG-31	SG-32	SG-33	SG-34
Sample ID		SG-30	SG-31	SG-32	SG-33	SG-34
Matrix		Soil Gas	Soil Gas	Soil Gas	Soil Gas	Soil Gas
Depth Interval (ft)		-	-	-	-	-
Date Sampled		08/02/05	08/02/05	08/02/05	08/02/05	08/02/05
Parameter	Units					
<b>Volatile Organic Compounds</b>						
1,1,1-Trichloroethane	PPBV		1.1	1.6		
1,1,2-Trichloro-1,2,2-trifluoroethane	PPBV					
1,2,4-Trimethylbenzene	PPBV	5.4	5.0	5.1	6.4	2.8
1,2-Dichloroethene (cis)	PPBV					
1,2-Dichloropropane	PPBV				0.81	
1,3,5-Trimethylbenzene (Mesitylene)	PPBV	1.7	1.5	1.6	1.9	
1,3-Dichlorobenzene	PPBV	3.0	1.5	3.5	3.7	1.8
1-Butanol	PPBV	5.7		2.2	2.3	
4-Methyl-2-pentanone	PPBV					
Acetone	PPBV	40 J	15 J	22 J	25 J	
Acetonitrile	PPBV					
Acrolein	PPBV	3.8 J	1.6 J	1.5 J		
Benzene	PPBV	1.4	0.69	2.2	0.97	
Bromodichloromethane	PPBV					
Carbon disulfide	PPBV	11	2.3	5.7	14	37
Chlorodifluoromethane	PPBV		0.38		1.4	
Chloroform	PPBV	3.7	5.6	2.4	5.6	1.7
Cyclohexane	PPBV	32	33	58	25	67
Dichlorodifluoromethane	PPBV		1.5	0.97	1.1	
Ethylbenzene	PPBV	9.0	6.4	5.3	8.3	3.4
Heptane	PPBV	4.2	4.0	6.3	4.0	7.8
Hexachlorobutadiene	PPBV				4.8	
Hexane	PPBV	3.5	1.6	1.7	5.8	2.1

Flags assigned during chemistry validation are shown.

Blank - Not Detected

J - The reported concentration is an estimated value.

PPBV - Parts per billion by volume.

Only Detected Results Reported.

**TABLE 1**  
**SUMMARY OF DETECTED COMPOUNDS IN SOIL GAS SAMPLES**  
**NORTH OF 720 MELROSE AVENUE**

Location ID		SG-30	SG-31	SG-32	SG-33	SG-34
Sample ID		SG-30	SG-31	SG-32	SG-33	SG-34
Matrix		Soil Gas	Soil Gas	Soil Gas	Soil Gas	Soil Gas
Depth Interval (ft)		-	-	-	-	-
Date Sampled		08/02/05	08/02/05	08/02/05	08/02/05	08/02/05
Parameter	Units					
<b>Volatile Organic Compounds</b>						
Isopropylbenzene (Cumene)	PPBV		0.31			
Methyl ethyl ketone (2-Butanone)	PPBV	3.7	1.9	2.8	3.3	3.8
Methyl tert-butyl ether	PPBV	12	6.1	6.9	7.5	4.5
Methylene chloride	PPBV	4.3				
n-Butane	PPBV	1.1		0.82	8.8	
Methanol	PPBV	320 J	140 J	190 J	170 J	100 J
Nonane	PPBV	2.1	2.8	2.8	2.8	2.9
n-Decane	PPBV	5.8	7.0	6.6	7.6	4.7
n-Dodecane	PPBV		1.5 J		3.0 J	
n-Octane	PPBV	7.1	4.7	4.0	5.5	2.6
n-Propylbenzene	PPBV		0.74	0.77	1.0	
n-Undecane	PPBV		1.7			
Pentane	PPBV				16	
Styrene	PPBV		0.37			
Tetrachloroethene	PPBV	6.3	11	53	21	3.1
Toluene	PPBV	34	24	17	23	15
Trichloroethene	PPBV			2.1		
Trichlorofluoromethane	PPBV		1.3	1.0	1.0	
Xylene (total)	PPBV	25	18	17	26	12
Total Volatile Organic Compounds	PPBV	545.8	302.59	424.86	407.58	272.2

Flags assigned during chemistry validation are shown.

Blank - Not Detected

J - The reported concentration is an estimated value.

PPBV - Parts per billion by volume.

Only Detected Results Reported.

**TABLE 1**  
**SUMMARY OF DETECTED COMPOUNDS IN SOIL GAS SAMPLES**  
**NORTH OF 720 MELROSE AVENUE**

Location ID		SG-35	SG-37	SG-38	SG-39	SG-40
Sample ID		SG-35	SG-37	SG-38	SG-39	SG-40
Matrix		Soil Gas	Soil Gas	Soil Gas	Soil Gas	Soil Gas
Depth Interval (ft)		-	-	-	-	-
Date Sampled		08/02/05	08/02/05	08/02/05	08/02/05	08/02/05
Parameter	Units					
<b>Volatile Organic Compounds</b>						
1,1,1-Trichloroethane	PPBV					
1,1,2-Trichloro-1,2,2-trifluoroethane	PPBV					
1,2,4-Trimethylbenzene	PPBV	2.2	3.1	5.3	5.9	4.4
1,2-Dichloroethene (cis)	PPBV					
1,2-Dichloropropane	PPBV					
1,3,5-Trimethylbenzene (Mesitylene)	PPBV		1.1	1.5	1.7	1.4
1,3-Dichlorobenzene	PPBV	1.7	1.5	3.7	3.7	2.6
1-Butanol	PPBV		4.2	4.2	4.1	4.4
4-Methyl-2-pentanone	PPBV					
Acetone	PPBV		17 J	39 J		
Acetonitrile	PPBV					
Acrolein	PPBV			3.5 J		
Benzene	PPBV	9.7	0.95	2.6	2.2	3.2
Bromodichloromethane	PPBV					1.7
Carbon disulfide	PPBV	13	6.2	12	3.5	10
Chlorodifluoromethane	PPBV				2.0	
Chloroform	PPBV	3.2	9.6	5.9	12	120
Cyclohexane	PPBV	49	45	73	53	30
Dichlorodifluoromethane	PPBV		0.89		2.8	
Ethylbenzene	PPBV	2.8	7.3	6.7	7.9	7.4
Heptane	PPBV	5.4	5.2	8.2	6.5	3.8
Hexachlorobutadiene	PPBV					
Hexane	PPBV	1.6	1.9	1.6	2.0	2.6

Flags assigned during chemistry validation are shown.

Blank - Not Detected

J - The reported concentration is an estimated value.

PPBV - Parts per billion by volume.

Only Detected Results Reported.

**TABLE 1**  
**SUMMARY OF DETECTED COMPOUNDS IN SOIL GAS SAMPLES**  
**NORTH OF 720 MELROSE AVENUE**

Location ID		SG-35	SG-37	SG-38	SG-39	SG-40
Sample ID		SG-35	SG-37	SG-38	SG-39	SG-40
Matrix		Soil Gas	Soil Gas	Soil Gas	Soil Gas	Soil Gas
Depth Interval (ft)		-	-	-	-	-
Date Sampled		08/02/05	08/02/05	08/02/05	08/02/05	08/02/05
Parameter	Units					
<b>Volatile Organic Compounds</b>						
Isopropylbenzene (Cumene)	PPBV					
Methyl ethyl ketone (2-Butanone)	PPBV	3.8	1.5	4.9		
Methyl tert-butyl ether	PPBV	4.1	7.2	8.0	7.3	7.2
Methylene chloride	PPBV					
n-Butane	PPBV			1.0		1.6
Methanol	PPBV	120 J	120 J	210 J	210 J	200 J
Nonane	PPBV	2.0	1.9	2.9	3.1	2.5
n-Decane	PPBV	2.9	2.6	6.2	6.0	4.9
n-Dodecane	PPBV					
n-Octane	PPBV	2.3	5.4	4.9	5.9	5.0
n-Propylbenzene	PPBV		0.65	0.89		
n-Undecane	PPBV					
Pentane	PPBV					
Styrene	PPBV					
Tetrachloroethene	PPBV	130	9.1	6.8	130	44
Toluene	PPBV	13	20	19	24	39
Trichloroethene	PPBV				1.6	
Trichlorofluoromethane	PPBV					
Xylene (total)	PPBV	8.7	22	22	24	23
Total Volatile Organic Compounds	PPBV	375.4	294.29	453.79	519.2	518.7

Flags assigned during chemistry validation are shown.

Blank - Not Detected

J - The reported concentration is an estimated value.

PPBV - Parts per billion by volume.

Only Detected Results Reported.

**TABLE 1  
SUMMARY OF DETECTED COMPOUNDS IN SOIL GAS SAMPLES  
NORTH OF 720 MELROSE AVENUE**

<b>Location ID</b>		<b>SG-41</b>
<b>Sample ID</b>		<b>SG-41</b>
<b>Matrix</b>		<b>Soil Gas</b>
<b>Depth Interval (ft)</b>		<b>-</b>
<b>Date Sampled</b>		<b>08/02/05</b>
<b>Parameter</b>	<b>Units</b>	
<b>Volatile Organic Compounds</b>		
1,1,1-Trichloroethane	PPBV	
1,1,2-Trichloro-1,2,2-trifluoroethane	PPBV	
1,2,4-Trimethylbenzene	PPBV	3.9
1,2-Dichloroethene (cis)	PPBV	0.61
1,2-Dichloropropane	PPBV	
1,3,5-Trimethylbenzene (Mesitylene)	PPBV	1.2
1,3-Dichlorobenzene	PPBV	1.0
1-Butanol	PPBV	
4-Methyl-2-pentanone	PPBV	1.0
Acetone	PPBV	65 J
Acetonitrile	PPBV	2.3
Acrolein	PPBV	0.81 J
Benzene	PPBV	1.3
Bromodichloromethane	PPBV	
Carbon disulfide	PPBV	2.7
Chlorodifluoromethane	PPBV	0.61
Chloroform	PPBV	5.3
Cyclohexane	PPBV	17
Dichlorodifluoromethane	PPBV	0.57
Ethylbenzene	PPBV	6.8
Heptane	PPBV	3.0
Hexachlorobutadiene	PPBV	
Hexane	PPBV	1.4

Flags assigned during chemistry validation are shown.

Blank - Not Detected

J - The reported concentration is an estimated value.

PPBV - Parts per billion by volume.

Only Detected Results Reported.

**TABLE 1**  
**SUMMARY OF DETECTED COMPOUNDS IN SOIL GAS SAMPLES**  
**NORTH OF 720 MELROSE AVENUE**

<b>Location ID</b>		<b>SG-41</b>
<b>Sample ID</b>		<b>SG-41</b>
<b>Matrix</b>		<b>Soil Gas</b>
<b>Depth Interval (ft)</b>		<b>-</b>
<b>Date Sampled</b>		<b>08/02/05</b>
<b>Parameter</b>	<b>Units</b>	
<b>Volatile Organic Compounds</b>		
Isopropylbenzene (Cumene)	PPBV	
Methyl ethyl ketone (2-Butanone)	PPBV	8.6
Methyl tert-butyl ether	PPBV	7.0
Methylene chloride	PPBV	
n-Butane	PPBV	2.1
Methanol	PPBV	180 J
Nonane	PPBV	2.0
n-Decane	PPBV	3.7
n-Dodecane	PPBV	
n-Octane	PPBV	4.1
n-Propylbenzene	PPBV	0.65
n-Undecane	PPBV	
Pentane	PPBV	0.99
Styrene	PPBV	
Tetrachloroethene	PPBV	20
Toluene	PPBV	14
Trichloroethene	PPBV	0.99
Trichlorofluoromethane	PPBV	0.48
Xylene (total)	PPBV	21
Total Volatile Organic Compounds	PPBV	380.11

Flags assigned during chemistry validation are shown.

Blank - Not Detected

J - The reported concentration is an estimated value.

PPBV - Parts per billion by volume.

Only Detected Results Reported.



**TABLE 2**  
**STATISTICAL SUMMARY OF DETECTED COMPOUNDS IN SOIL GAS SAMPLES**  
**AUGUST 2005**  
**NORTH OF 720 MELROSE AVENUE**

Parameter	Units	No. of Samples	No. of Detections	Range of Detections			Location of Max Value
				Min	Max	Avg	
<b>Volatile Organic Compounds</b>							
1,1,1-Trichloroethane	PPBV	26	4	0.710	1.60	1.23	SG-32
1,1,2-Trichloro-1,2,2-trifluoroethane	PPBV	26	1	1.70	1.70	1.70	SG-09
1,2,4-Trimethylbenzene	PPBV	26	24	1.60	8.00	4.18	SG-05
1,2-Dichloroethene (cis)	PPBV	26	1	0.610	0.610	0.610	SG-41
1,2-Dichloropropane	PPBV	26	1	0.810	0.810	0.810	SG-33
1,3,5-Trimethylbenzene (Mesitylene)	PPBV	26	14	0.830	2.10	1.56	SG-05
1,3-Dichlorobenzene	PPBV	26	21	1.00	7.10	3.20	SG-05
1-Butanol	PPBV	26	16	1.60	5.70	3.43	SG-30
4-Methyl-2-pentanone	PPBV	26	1	1.00	1.00	1.00	SG-41
Acetone	PPBV	26	12	15.00	65.00	28.42	SG-41
Acetonitrile	PPBV	26	1	2.30	2.30	2.30	SG-41
Acrolein	PPBV	26	11	0.810	4.10	2.55	SG-09
Benzene	PPBV	26	13	0.690	9.70	2.22	SG-35
Bromodichloromethane	PPBV	26	1	1.70	1.70	1.70	SG-40
Carbon disulfide	PPBV	26	20	1.60	37.00	8.91	SG-34
Chlorodifluoromethane	PPBV	26	5	0.380	2.00	1.20	SG-39
Chloroform	PPBV	26	25	1.70	250.0	30.22	SG-26
Cyclohexane	PPBV	26	19	1.80	2,800	183.0	SG-18

Only Detected Results Reported.

**TABLE 2**  
**STATISTICAL SUMMARY OF DETECTED COMPOUNDS IN SOIL GAS SAMPLES**  
**AUGUST 2005**  
**NORTH OF 720 MELROSE AVENUE**

Parameter	Units	No. of Samples	No. of Detections	Range of Detections			Location of Max Value
				Min	Max	Avg	
<b>Volatile Organic Compounds</b>							
Dichlorodifluoromethane	PPBV	26	12	0.570	38.00	4.30	SG-10
Ethylbenzene	PPBV	26	25	1.40	9.00	5.63	SG-30
Heptane	PPBV	26	16	0.770	8.20	4.94	SG-38
Hexachlorobutadiene	PPBV	26	1	4.80	4.80	4.80	SG-33
Hexane	PPBV	26	20	0.890	5.80	1.98	SG-33
Isopropylbenzene (Cumene)	PPBV	26	1	0.310	0.310	0.310	SG-31
Methyl ethyl ketone (2-Butanone)	PPBV	26	12	1.50	8.60	3.58	SG-41
Methyl tert-butyl ether	PPBV	26	21	3.30	12.00	6.46	SG-30
Methylene chloride	PPBV	26	1	4.30	4.30	4.30	SG-30
n-Butane	PPBV	26	8	0.820	6.90E+04	8,627	SG-18
Methanol	PPBV	26	25	100.0	320.0	166.0	SG-30
Nonane	PPBV	26	20	1.50	4.70	2.44	SG-28
n-Decane	PPBV	26	24	1.60	7.60	4.77	SG-33
n-Dodecane	PPBV	26	2	1.50	3.00	2.25	SG-33
n-Octane	PPBV	26	25	0.810	7.10	3.99	SG-30
n-Propylbenzene	PPBV	26	8	0.650	1.10	0.823	SG-05
n-Undecane	PPBV	26	1	1.70	1.70	1.70	SG-31
Pentane	PPBV	26	3	0.990	6,300	2,106	SG-18

Only Detected Results Reported.

**TABLE 2**  
**STATISTICAL SUMMARY OF DETECTED COMPOUNDS IN SOIL GAS SAMPLES**  
**AUGUST 2005**  
**NORTH OF 720 MELROSE AVENUE**

Parameter	Units	No. of Samples	No. of Detections	Range of Detections			Location of Max Value	
				Min	Max	Avg		
<b>Volatile Organic Compounds</b>								
Styrene	PPBV	26	1	0.370	0.370	0.370	SG-31	
Tetrachloroethene	PPBV	26	25	3.10	220.0	49.16	SG-08	
Toluene	PPBV	26	25	5.80	39.00	18.79	SG-40	
Trichloroethene	PPBV	26	8	0.990	32.00	5.90	SG-28	
Trichlorofluoromethane	PPBV	26	11	0.480	4.20	1.82	SG-15	
Xylene (total)	PPBV	26	25	1.50	30.00	16.89	SG-08	

Only Detected Results Reported.

**TABLE 3**  
**SUMMARY OF DETECTED COMPOUNDS IN AMBIENT AIR SAMPLES**  
**NORTH OF 720 MELROSE AVENUE**

Location ID		AMBIENT 1	AMBIENT 2
Sample ID		AMBIENT 1	AMBIENT 2
Matrix		Ambient Air	Ambient Air
Depth Interval (ft)		-	-
Date Sampled		08/02/05	08/03/05
Parameter	Units		
<b>Volatile Organic Compounds</b>			
1,2,4-Trimethylbenzene	PPBV		0.32
Acrolein	PPBV	0.86 J	
Benzene	PPBV	0.37	0.48
Chlorodifluoromethane	PPBV	0.42	1.1
Dichlorodifluoromethane	PPBV	0.62	0.63
Hexane	PPBV		0.48
n-Butane	PPBV	0.76	1.2
Tetrachloroethene	PPBV		0.31
Toluene	PPBV	0.85	1.6
Xylene (total)	PPBV	0.36	0.69
Total Volatile Organic Compounds	PPBV	4.24	6.81

Flags assigned during chemistry validation are shown.

Blank - Not Detected

J - The reported concentration is an estimated value.

PPBV - Parts per billion by volume.

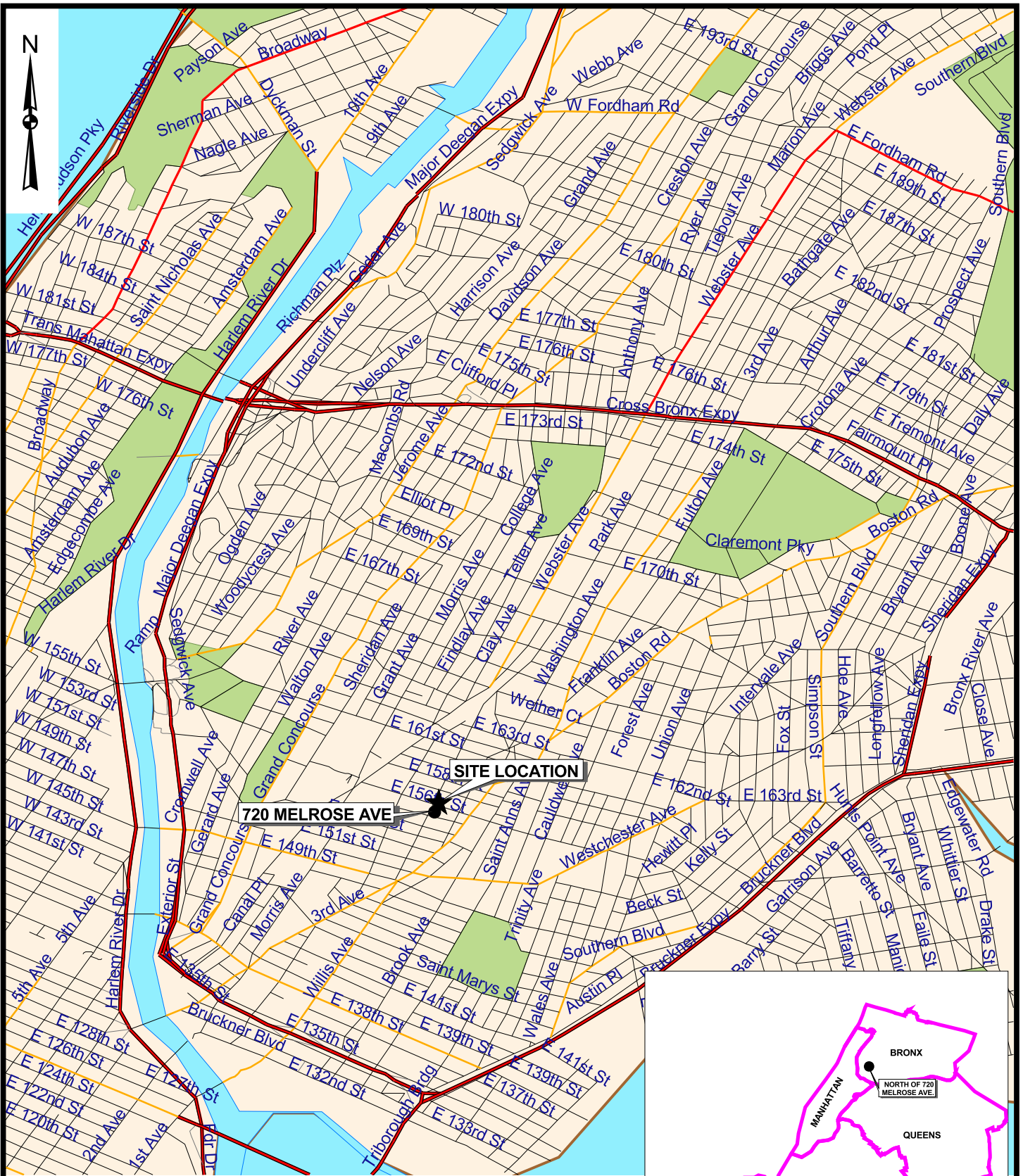
Only Detected Results Reported.

**TABLE 4**  
**SUMMARY OF PARAMETERS ANALYZED IN SOIL GAS SAMPLES**  
**BY METHOD TO-15**  
**NORTH OF 720 MELROSE AVENUE**

1,1,1-Trichloroethane	Chlorobenzene
1,1,2,2-Tetrachloroethane	Chlorodifluoromethane
1,1,2-Trichloro-1,2,2-trifluoroethane (Freon 113)	*Chloroethane
1,1,2-Trichloroethane	Chloroform
*1,1-Dichloroethane	Chloromethane
*1,1-Dichloroethene	Cyclohexane
1,2,4-Trichlorobenzene	Dibromochloromethane
1,2,4-Trimethylbenzene	Dibromomethane
1,2-Dibromoethane (Ethylene dibromide)	Dichlorodifluoromethane (Freon 12)
1,2-Dichlorobenzene	Ethyl ether
*1,2-Dichloroethane	Ethylbenzene
*cis-1,2-Dichloroethene	Heptane
*trans-1,2-Dichloroethene	Hexachlorobutadiene
1,2-Dichloropropane	Hexane
1,2-Dichlorotetrafluoroethane (Freon 114)	Isopropylbenzene (Cumene)
1,3,5-Trimethylbenzene	Methyl ethyl ketone (2-Butanone)
1,3-Butadiene	Methyl tert-butyl ether
1,3-Dichlorobenzene	Methylene chloride
cis 1,3-Dichloropropene	n-Butane
trans 1,3-Dichloropropene	Methanol
1,4-Dichlorobenzene	Naphthalene
1-Butanol	Nonane
2-Hexanone	n-Decane
3-Chloropropene	n-Dodecane
4-Methyl-2-pentanone	n-Octane
Acetone	n-Propylbenzene
Acetonitrile	n-Undecane
Acrolein	Pentane
Acrylonitrile	Styrene
alpha-Methylstyrene	*Tetrachloroethene
Benzene	Toluene
Benzyl chloride	*Trichloroethene
Bromodichloromethane	Trichlorofluoromethane (Freon 11)
Bromoform	Vinyl acetate
Bromomethane	*Vinyl chloride
Carbon disulfide	Xylene (total)
Carbon tetrachloride	

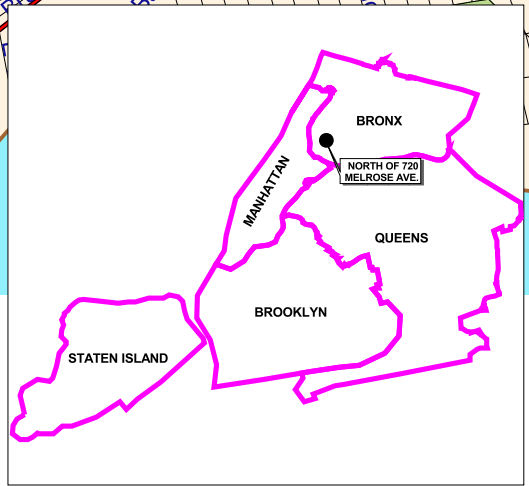
Samples analyzed by modified Compendium Method TO-15, *Determination Of Volatile Organic Compounds In Air Collected In Specially-Prepared Canisters And Analyzed By Gas Chromatography/Mass Spectrometry (GC/MS): Compendium of Methods for the Determination of Toxic Organic Compounds in Ambient Air*, Second Edition.

\* - Tetrachloroethene and its breakdown products.



**720 MELROSE AVE**

**SITE LOCATION**

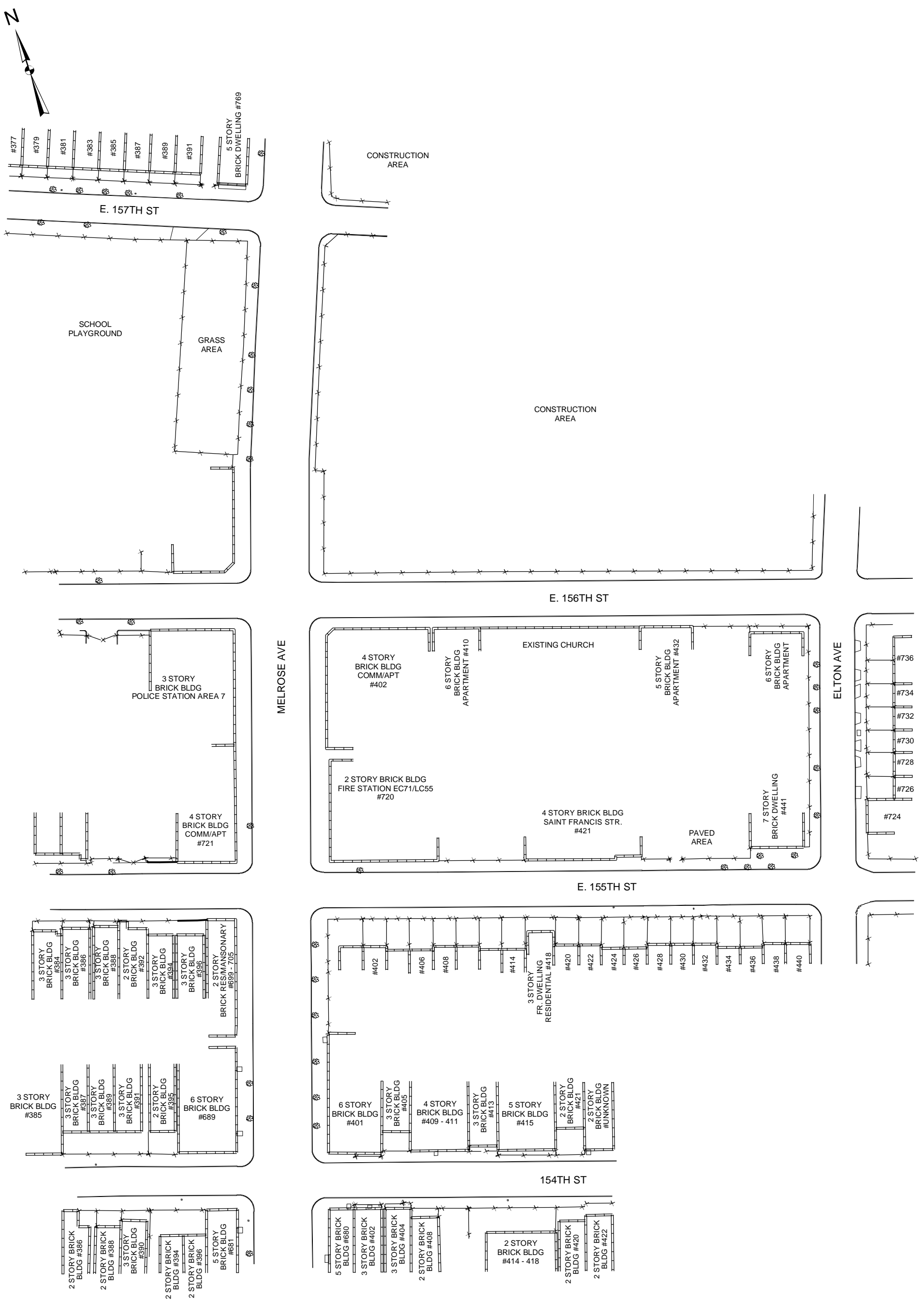


N:\1173262.000001\DB\GIS\northof720melrose.apr SITELOCATION  
10/19/2005



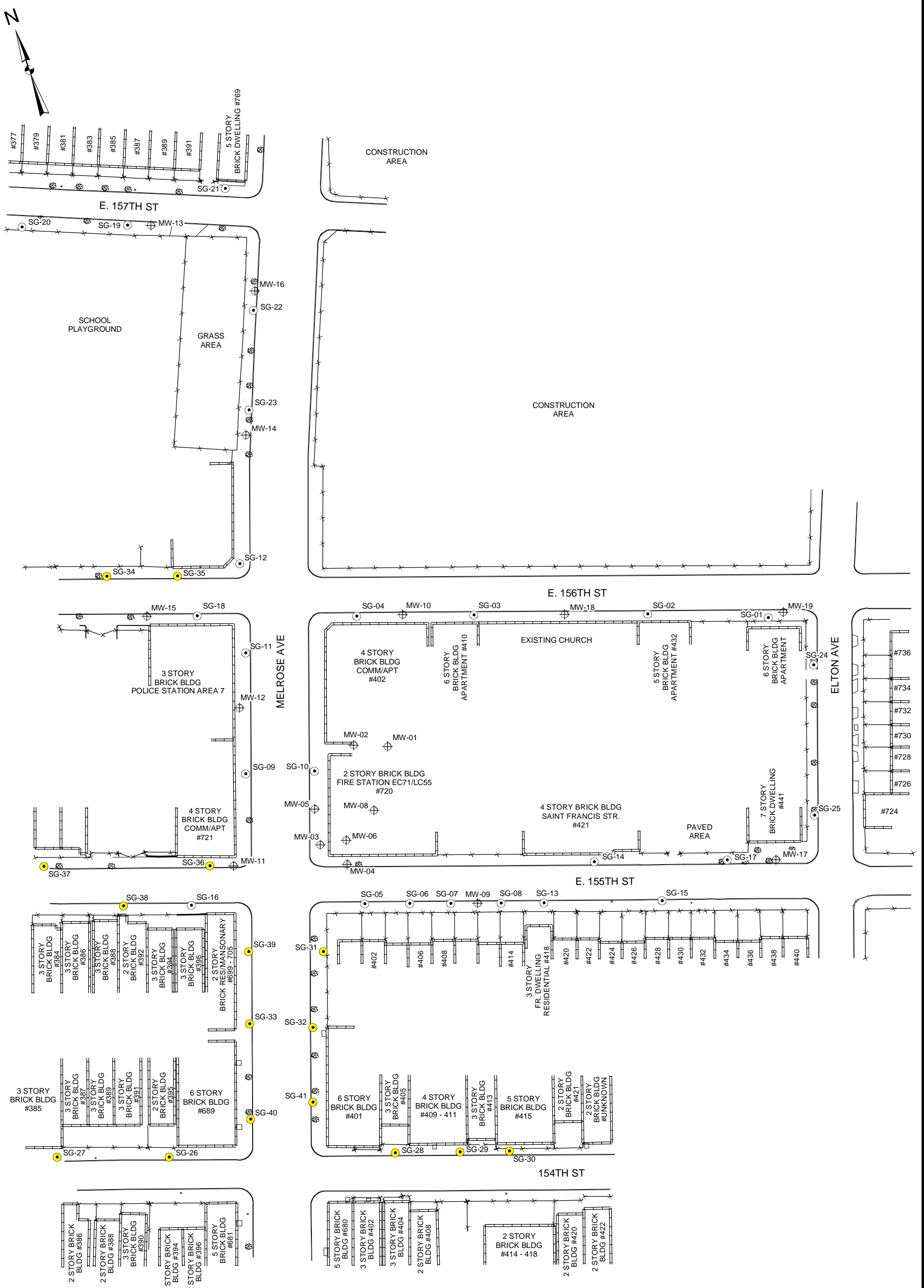
NORTH OF 720 MELROSE AVENUE  
SITE LOCATION MAP

FIGURE 1



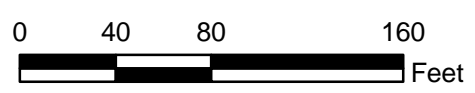
Legend	
	Edge of Building (With Address Shown)
	Chain Link Fence
	Concrete Curb





**Legend**

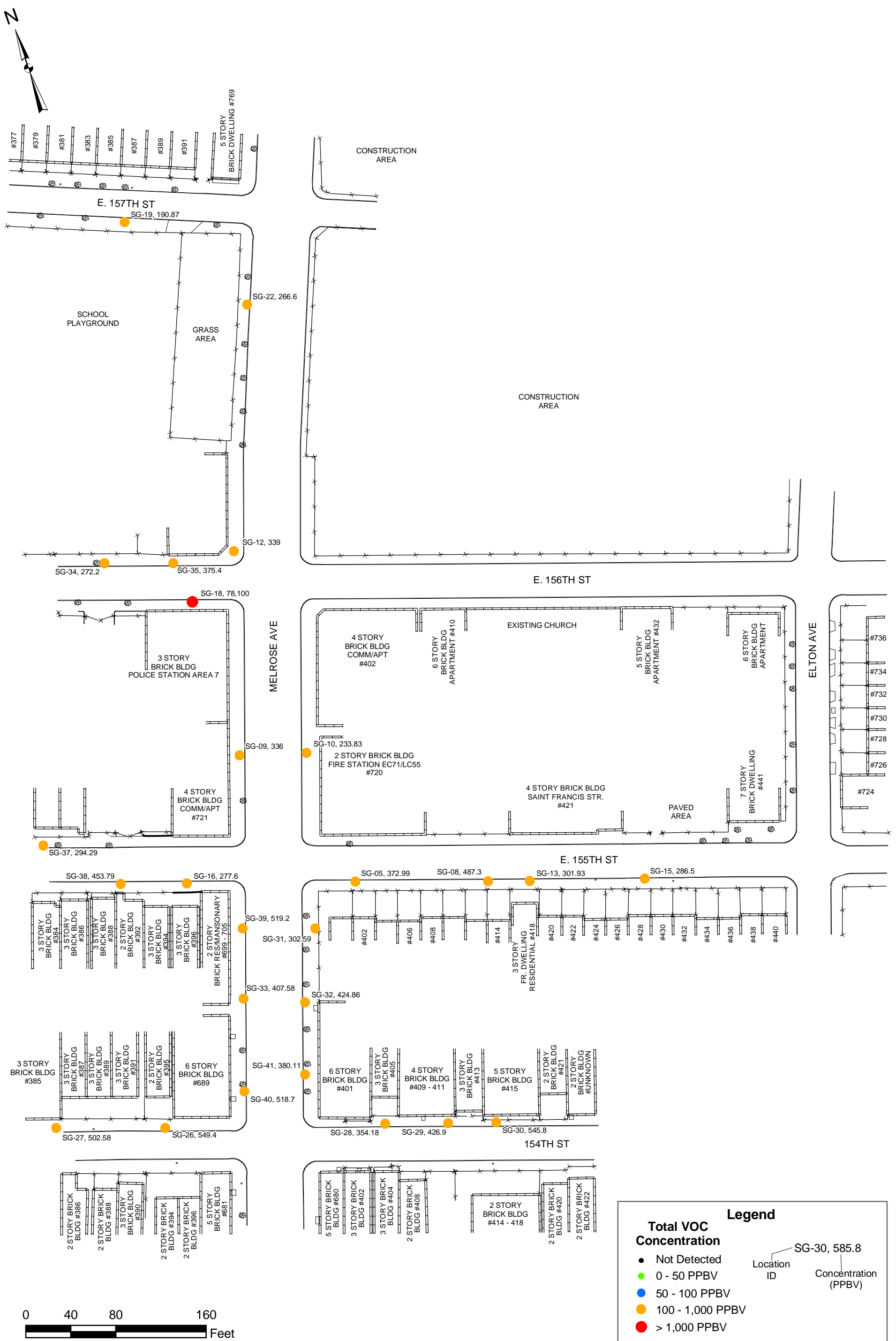
- ⊕ Monitoring Well
- ⊙ Existing Soil Gas Conduit Location
- New Soil Gas Conduit Location

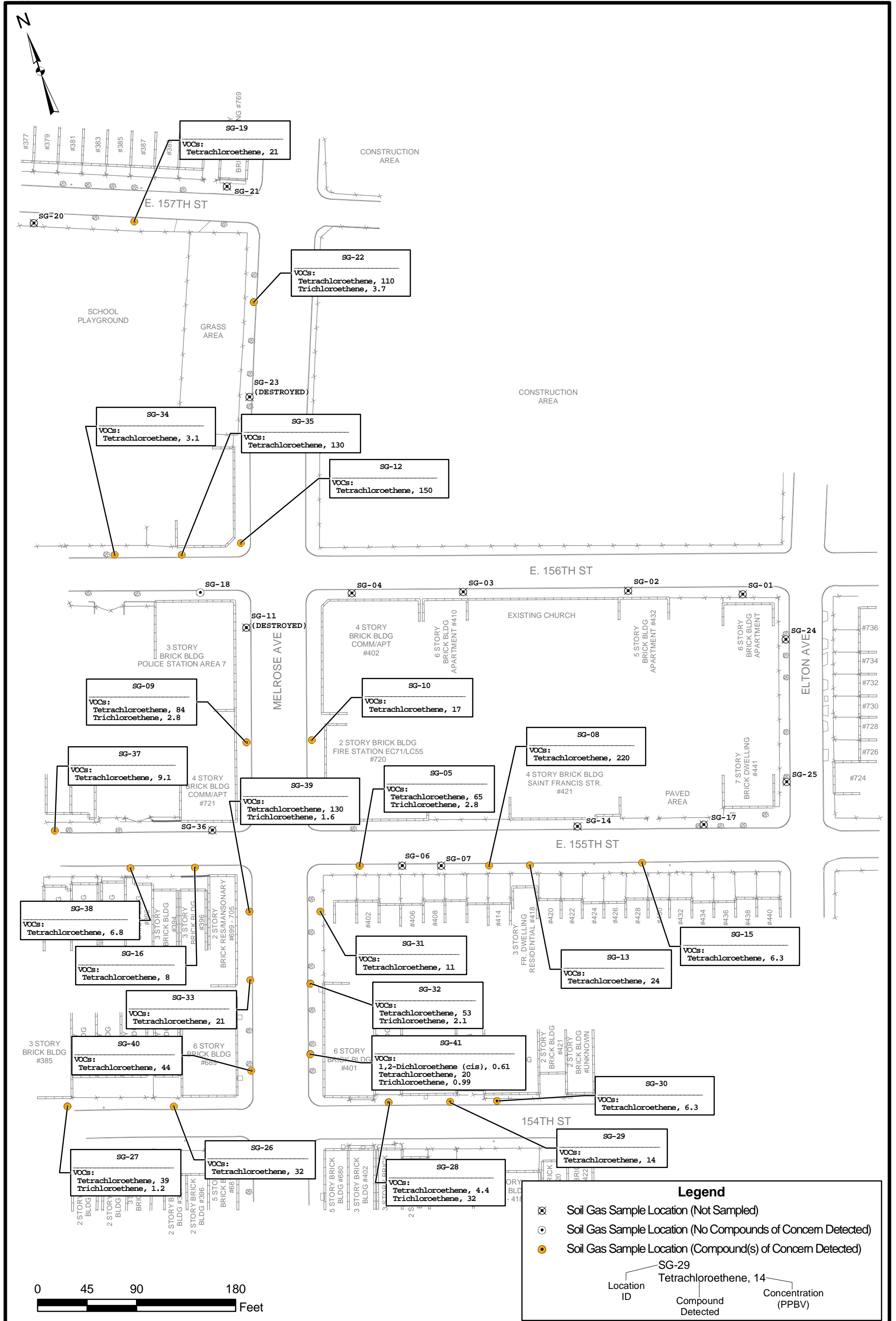


NORTH OF 720 MELROSE AVENUE  
SAMPLING LOCATION MAP

FIGURE 3



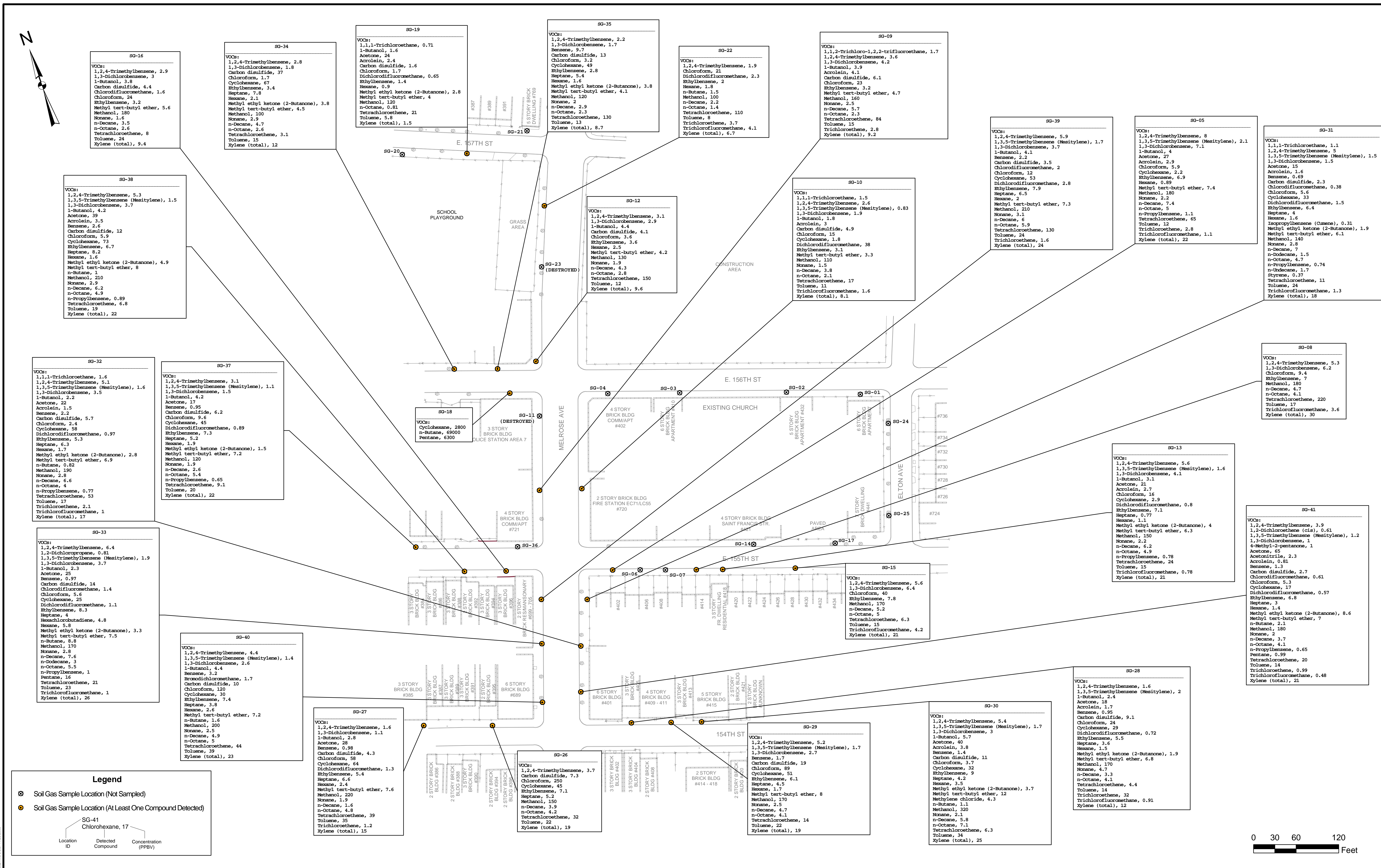




**ATTACHMENT A**

**SOIL GAS ANALYTICAL RESULTS**

**AUGUST 2005 DRAWING**



**WARNING**  
 IT IS A VIOLATION OF SECTION 7209, SUBDIVISION 2 OF THE NEW YORK STATE EDUCATION LAW FOR ANY PERSON OTHER THAN WHOSE SIGNATURE IS ALTERED ON THIS DRAWING TO ALTER IN ANY WAY AN ITEM TO THE ALTERING ENGINEER SHALL AFFIX TO THE DATE OF SUCH ALTERATION, AND A SPECIFIC DESCRIPTION OF THE ALTERATION.

NO.	DATE	DESCRIPTION	NO.	DATE	DESCRIPTION
REVISIONS					

DESIGNED BY: **TJU**  
 DRAWN BY: **TJU**  
 CHECKED BY: **XXX**  
 PROJ. ENGR. \_\_\_\_\_

**URS**  
 Group Consultants/77 Goodell Street, Buffalo, New York 14203

JOB No. 11173262

(716)856-5633  
**NORTH OF**  
**720 MELROSE AVENUE**

SOIL GAS ANALYTICAL RESULTS  
 AUGUST 2005

SOIL GAS ANALYTICAL RESULTS  
 AUGUST 2005

Scale: 1" = 60' - 0"    Date: AUG. 2005    ATTACHMENT A

**ATTACHMENT B**

**FIELD NOTES**

**FIELD LOGS**

**Soil Gas Conduit Boring Logs**  
**Soil Gas Conduit Construction Logs**  
**Soil Gas Conduit Sampling Logs**

# **ATTACHMENT B**

## **FIELD NOTES**

6/3/05

102

1430 Sample MW-14.

Water is clear  
w/ tr. particulates.

1445 Sample MW-15.

Water is clear  
but w/ fine  
PVC shavings.

1500 Sample MW-2.

Water was very  
slightly cloudy.

7/26/05

103

Melrose Avenue

Weather: Temp = 75-95,  
slight + var. wind,  
clear.

w 0730 On site +  
preparing for work.

w 0800 Meet w/ w/  
Charles + Steve  
from Zebra. \*

Checking markouts.

Preparing for work  
@ 154th st  
Locations.

Call Chuck + get  
permission to  
start work.

\* Bob-Cat mounted geo.

7/26/05

104

Preparing for work

@ location in  
front of 391  
E. 154 St.

~ 0845

S-1 (0-4), ~ 8"

concrete, refusal

@ 2' logs, rec

= 2', brown

f-m sand + silt

+ concrete, to

some f-c gravel,

moist, PID = 0.

Preparing for work

in front of

395 E. 154 St.

~ 0900

7/26/05

105

S-1 (0-4) = ~ 6"

concrete, rec = 2'

brown SILT + CLAY

some f-m sand +

f gravel, tr m

gravel, moist,

PID = 0.

0905

S-2 (4-8):

rec = 4', brown

SILT, some

clay + f-m

sand + f gravel,

tr. m gravel,

very moist,

PID = 0.

Set 6" stainless

steel upper sampling

implant anchored

@ 81 455.

SU-24



7/24/05

106

0930 Preparing for  
work in front of  
385 154 st.

0935

S-1 (0-4) :  
rec = 3', brown,  
f-m sand +  
clay, little  
silt, tr. f-m  
gravel, moist,  
PID = 0

w/ 6"  
corr.

0940

S-2 (4-8) :  
rec = 3 3/4',  
brown, f-m  
sand, some  
silt + f  
gravel, tr.  
m gravel,  
very moist  
@ bottom,  
PID = 0.

7/26/05

107

set 6" stainless steel  
vapor sampling implant  
anchored @ 8' lgs.

56-27

w/ 1000

Preparing for  
work in front of  
405 E. 154 st.

1010

S-1 (0-4) :  
rec = 2', brown,  
silt, some clay +  
f-m sand, little  
f gravel, tr. m-l  
gravel, moist,  
PID = 0.

w/  
6"  
corr.

1015

S-2 (4-8) :  
clay, some  
silt, tr. f  
sand + f  
gravel, very  
moist, PID = 0.

rec = 2'

7/26/05

108

Set 6" stainless  
steel vapor sampling  
implant anchored  
@ 8' bgs. \*

SL-28

All implant is  
damaged during  
1st attempt -  
New one installed.

1030

Preparing for  
work in front  
of 409 - 411  
E. ~~145~~ St.  
54

1035

S-1 (0-4) :

6" conc.

rec = 2' 4"  
brown, silt,  
some clay,  
little f-m

rec

7/26/05

109

Sand, tr. f gravel +  
brick + ash/cinders,  
moist, PID = 0.

1045

S-2 (4-8) :

med  
dense  
rec = 2'  
clay, tr. silt  
+ f-m sand  
+ f-m gravel,  
very moist,  
PID = 0, brown.

Set 6" stainless  
steel vapor sampling  
implant anchored  
@ 8' bgs.

SL-29

1050

Preparing for  
work in front  
of ~~145~~ 415 E.  
54 St.

7/26/05

110

1055

S-1 (0-4):

~8" conc., rec  
= 1'14" clay  
+ silt, some  
f-c sand +  
f gravel,  
moist, PID = 0,  
brown.

tr.  
brick

1100

S-2 (4-8):

SILT + f-c  
sand, some  
clay + f  
gravel, tr.  
in gravel  
+ ash/cinders,  
very moist  
brown, PID = 0.

rec = 2'

55-30

Set 6" stainless steel  
vapor sampling  
inlet + anchored  
@ 8' bgs.

7/26/05

111

Patching holes.

1130

Preparing for work  
(along McVose Ave)  
next to 400 E.  
155 St.

1140

S-1 (0-4):

~6" (dark)  
concrete,  
rec = 1',  
brown + black  
f-c sand, some  
f gravel, tr.  
glass, in gravel,  
dry, PID = 0.

tr.  
silt

1145

S-2 (4-8):

rec = 1'14"  
black / dark  
brown, f-c  
sand, some  
f gravel, tr.  
silt, glass  
+ in gravel.

moist  
+  
PID = 0

7/26/05

112

set 6" stainless  
steel vapor  
sampling implant  
anchored @  
5' logs.

SG-31

Talking break.

1200

Preparing for  
work in front  
of 690 Melrose  
Ave.

1210

S-1 (0-4):

~ 6" conc.

brown, silt,

rec = 2" little fine  
sand + clay,  
some f. gravel,  
tr. m-c sand,  
dry, PID = 0.

7/26/05

113

1215

S-2 (4-8):  
rec = 3 3/4', brown,  
clay, trace silt,  
very moist,  
PID = 0.

set 6" stainless  
steel vapor  
sampling implant  
anchored @ 8'  
logs.

SG-32

Break.

Checking  
work out.

Charles will confirm  
w/ his office.

7/26/05

114

1200 Preparing for  
work in front  
of 1095 Melrose  
Ave.

1310

S-1 (0-4) \*

~6" conc.

clay + silt,

tr. f-m

Ground

sand + f-m

gravel, moist

P<sub>10</sub> = 0,  $\alpha = 2$ !

\* NO LINER (driller  
forgot)

1320

S-2 (4-8):

rec = 3<sup>3</sup>/<sub>4</sub>, brown,

clay + silt, tr.

f-m sand +

f gravel, very

moist, P<sub>10</sub> = 0.

7/26/05

115

Set 6" stainless steel  
vapor sampling implant  
anchored @ 8' legs.

SV-33

1330

Preparing to  
leave.

~1400

Leave off  
site.

off site.

Will continue  
work on

7/28 pending  
confirm. of  
markouts.

7/28/05

116

Melrose Ave.

Weather: Mostly clear,  
Temp = 80, slight  
+ var. wind

N 0730 Zebra on  
site.

Preparing for  
work @ 156  
St.

Change  
L<sub>1</sub> & L<sub>2</sub>  
x

At location across  
from police  
parking lot  
(north side  
of St.)

0755

S-1 (0-4):

~6" conc.

Silt + f-m sand,  
some f gravel,

7/28/05

117

little clay + w

gravel, fr. low 2K,  
vel = 3314', brown,  
moist, PID = 0,

0800

S-2 (4-8):

Silt + clay, some  
f-m sand, little  
f gravel, fr.  
w gravel, brown,  
moist, PID = 0,  
vel = 4'.

Set 6" stainless  
steel vapor sampling  
in plant anchored  
@ 8' legs.

Sb-34

7/28/05

118

Preparing for work  
in front of bldg  
across from police  
station (north side  
of rd). \*

0815 S-1 (0-4):  
~ 6" conc.,  
silt + clay,  
little f-in sand,  
tr f-in gravel,  
rel = 2', brown,  
PID = 0, moist.

\* 747 Melrose Ave

0820 S-2 (4-8):  
rel = 3', brown  
silt + clay, clay,  
little f-in sand,  
tr f gravel,  
moist, PID = 0.

7/28/05

119

Set 6" stainless  
steel vapor sampling  
inlet anchored  
@ 9' legs.

56-35

Preparing for work  
on 155 St.

At location in front  
of 347 155 St /  
721 Melrose Ave.

0840 S-1 (0-4):  
~ 8" concrete  
(dark), silt  
+ f-in sand,  
little clay + f  
gravel, tr. m-

7/28/05

120

c gravel + brick,  
moist, brown, PID=0,  
rec = 2 1/2'.

0845 S-2 (4-8):

rec = 3 1/2',  
brown, silt,  
some clay, little  
fine sand, tr  
f gravel, moist,  
PID=0

Set 6" stainless  
steel vapor sampling  
inlet anchored  
@ 8' by S.

SB-36

7/28/05

121

Preparing for work in  
front of 385 155 St.

0855 S-1 (0-4):

[NO LINDER]  
rec = (a) 2',  
dark brown, silt  
+ fine sand, some  
f gravel, tr. in  
gravel, clay,  
PID=0.

0900 S-2 (4-8):

clay, tr silt  
+ f sand,  
moist, brown,  
PID=0, rec = 2'.

SB-37

Set 6" stainless  
steel vapor  
sampling inlet  
anchored @  
8' by S.



7/28/05

122

Preparing for work  
in front of 392  
155 St.

0925 S-1 (0-4) :  
~ 6" core.  
rec = 3', dense  
brown clay,  
little silt, tr.  
f-m sand &  
f-m gravel,  
moist, PID = 0.

0935 S-2 (4-8) :  
rec = 3', silt +  
clay, tr. f-m  
sand + f  
gravel, moist,  
PID = 0, brown.

Set 6" stainless  
steel vapor sampling  
implant anchored

7/28/05

123

@ 8' by 5.

SB-38

Preparing for work  
in front of 705  
Melrose Ave.

0955 S-1 (0-4) :  
~ 6" core, f-m  
sand + silt, some  
clay + f gravel,  
tr. m-c gravel,  
moist, PID = 0,  
brown.

rec = 2'

1000 S-2 (4-8) :  
rec = 2 1/2', brown  
silt + clay, some  
f-m sand, tr.  
f-m gravel.

moist,  
PID = 0

7/28/05

124

Set 6" stainless  
steel super  
sampling implant  
anchored @  
8' logs.

SB-39

Preparing for work  
in front of 687/  
689 Melrose Ave.

1020 S-1 (0-4) :  
~6" core, rec =  
1 1/2', brown  
silt + clay + fine  
sand, some f-  
in gravel, moist,  
PID = 0.

7/28/05

125

1025

S-2 (4-8) :  
rec = 3', brown  
silt, some f,  
sand, little clay,  
tr. gravel,  
moist, PID = 0.

Set 6" stainless  
steel super  
sampling implant  
anchored @  
8' logs.

SB-40

Preparing for work  
in front of 690  
Melrose Ave.

7/28/05

126

1055

S-1 (0-4) :

~6" conc.

silt, some f-m

sand, little f-

m gravel, tr.

clay + c gravel,

moist,  $P_{10} = 0$ ,

rec = 1314'

brown

1100

S-2 (4-8) :

rec = 2112'

silt, some clay,

tr. f sand,

brown, very

moist,  $P_{10} = 0$ .

Set 6" stainless

steel vapor

sampling implant

anchored @

8' bgs.

SB-41

7/28/05

127

Zelena is preparing  
to leave.



Project Day & Date 7-29-05 (26)

ZEBRA Office lynbrook Crew Base \_\_\_\_\_ Z# \_\_\_\_\_ ZEBRA Unit #/Type 07H23

CLIENT / OFFICE URS Client Project # \_\_\_\_\_

PROJECT NAME 154-156-<sup>th</sup> MELROSE AVE

PROJECT LOCATION BRONX

Client PM: \_\_\_\_\_ Client Site Contact: \_\_\_\_\_

**ZEBRA PERSONNEL ON SITE:**

Name/Company	Start	Arrive	Leave	Finish	Total Site Time	OT	Client Init.
<u>LOKLE</u>	<u>6:00</u>	<u>7:30</u>	<u>12:00</u>				
<u>SHUCUM</u>	<u>6:00</u>	<u>7:30</u>	<u>12:00</u>				
Other Personnel On Site:							

**Description of Work (detailed):**

collect soil & installed implants down 10 & FEET WITH 30'

**APP. DGW:**

MATERIALS	QTY. USED	UNIT	EQUIPMENT
MC Liners		Liners	Drill Steel
LB Liners		Liners	Core Drill
<u>1</u> Expendable Points	<u>8</u>	Points	Generator
<u>   </u> " x 5' PVC Screen		PC's	GS 1000/2000 Grout Pump
<u>   </u> " x 5' PVC Riser		PC's	Steam Genny
<u>   </u> PVC points		Points	Rupe Pump
<u>2</u> Flush Mount Well Box	<u>8</u>	Boxes	Water Level Indicator
			P.I.D.
			Trailer (Decon/Utility)
<u>SAND</u>	<u>4</u>		
<u>CEMENT</u>	<u>1/2</u>		

**Probe Tools Damaged / Lost:**

Number of Points	Number of Samples	Soil MC	Soil LB	GW	Wells Installed	Soil Gas	Sparge Points	Misc.
<u>8</u>	<u>8</u>	<u>8</u>			<u>8</u>			

**Field Verification:**

ZEBRA: Alex Collette

CLIENT: (Print) Edward Perry  
(Sign) [Signature]

# ZEBRA

## DAILY PROJECT REPORT



Project Day & Date 7/26/05 (66)

ZEBRA Office Lynchburg Crew Base \_\_\_\_\_ Z# \_\_\_\_\_ ZEBRA Unit #/Type #07 #23

CLIENT / OFFICE URS Client Project # \_\_\_\_\_

PROJECT NAME 154 - 156 1/2 Melrose Ave

PROJECT LOCATION Box

Client PM: \_\_\_\_\_ Client Site Contact: \_\_\_\_\_

### ZEBRA PERSONNEL ON SITE:

Name/Company	Start	Arrive	Leave	Finish	Total Site Time	OT	Client Init.
<u>Charles Gordon</u>	<u>6:30</u>	<u>8:00</u>		<u>2:00</u>			
<u>Steve Martin</u>	<u>6:30</u>	<u>8:00</u>		<u>2:00</u>			
Other Personnel On Site:							

Description of Work (detailed): Probe soil & install flush mount well (2)

Install 8' Flush Mount Well Box with 8' MC Liner

### APP. DGW:

MATERIALS	QTY. USED	UNIT	EQUIPMENT
MC Liners		Liners	Drill Steel
LB Liners		Liners	Core Drill
<u>1</u> Expendable Points	<u>8</u>	Points	Generator
<u> </u> " x 5' PVC Screen		PC's	GS 1000/2000 Grout Pump
<u> </u> " x 5' PVC Riser		PC's	Steam Genny
<u> </u> PVC points		Points	Rupe Pump
<u>2</u> Flush Mount Well Box	<u>2</u>	Boxes	Water Level Indicator
			P.I.D.
<u> </u>	<u>5</u>		Trailer (Decon/Utility)
<u> </u>	<u>2</u>		

### Probe Tools Damaged / Lost:

Number of Points	Number of Samples	Soil MC	Soil LB	GW	Wells Installed	Soil Gas	Sparge Points	Misc.
<u>1</u>					<u>2</u>			

### Field Verification:

ZEBRA: [Signature]

CLIENT: (Print) Edward Gentry

(Sign) [Signature]

**ATTACHMENT B**

**FIELD LOGS**

**Soil Gas Conduit Boring Logs**

URS Corporation										TEST BORING LOG									
PROJECT: North of 720 Melrose Avenue										BORING NO: SG-26									
CLIENT: NYSDEC										SHEET: 1 of 1									
BORING CONTRACTOR: Zebra										JOB NO.: 11173842.80000									
GROUNDWATER: Not Detected										CAS.		SAMPLER		CORE		TUBE		GROUND ELEVATION:	
DATE	TIME	LEVEL	TYPE	TYPE			Macrocore			DATE STARTED: 07/26/2005									
				DIA.			2"			DATE FINISHED: 07/26/2005									
				WT.			--			DRILLER: Charles Green									
				FALL			--			GEOLOGIST: Ned Berry									
										* POCKET PENETROMETER READING				REVIEWED BY:					
DEPTH FEET	SAMPLE					DESCRIPTION					REMARKS								
	STRATA	NO.	TYPE	BLOWS PER 6"	REC% RQD%	COLOR	CONSIST HARD	MATERIAL DESCRIPTION	USCS	PID	Moist								
	● ▲ S.S.	1	2" MC	Direct	50	(Grey) Brown	(Very Dense)	~ 6" Concrete	ML-CL	0	Moist								
				Push			Medium Stiff					SILT & CLAY, some fine to medium Sand & fine Gravel, trace medium Gravel.							
5	S.S.	2	2" MC	Direct	100	↓	↓	SILT, some Clay & fine to medium Sand & fine Gravel, trace medium Gravel.	ML	0	Very Moist								
				Push															
10								End of boring at 8 feet bgs.											
15																			
20																			
25																			
30																			
COMMENTS: Set 6-inch stainless steel vapor sampling implant anchored at 8 feet bgs (2-inch flushmount). Bob-Cat mounted Geoprobe.										PROJECT NO. 11173842.80000									
										BORING NO. SG-26									

URS Corporation										TEST BORING LOG							
PROJECT: North of 720 Melrose Avenue										BORING NO: SG-27							
CLIENT: NYSDEC										SHEET: 1 of 1							
BORING CONTRACTOR: Zebra										JOB NO.: 11173842.80000							
GROUNDWATER: Not Detected										CAS.	SAMPLER	CORE	TUBE	GROUND ELEVATION:			
DATE	TIME	LEVEL	TYPE	TYPE			Macrocore			DATE STARTED: 7/26/2005							
				DIA.			2"			DATE FINISHED: 7/26/2005							
				WT.			--			DRILLER: Charles Green							
				FALL			--			GEOLOGIST: Ned Berry							
										* POCKET PENETROMETER READING				REVIEWED BY:			
DEPTH FEET	SAMPLE						DESCRIPTION						REMARKS				
	STRATA	NO.	TYPE	BLOWS PER 6"	REC% RQD%	COLOR	CONSIST HARD	MATERIAL DESCRIPTION			USCS	PID	Moist				
	● ▲ ●	1	2" MC	Direct	75	(Grey) Brown	(Very Dense)	~ 6" Concrete			SP-SC	0	Moist				
				Push			Medium Dense	fine to medium SAND & CLAY, little Silt, trace fine to medium Gravel.									
5	S	2	2" MC	Direct	94	↓	↓	fine to medium SAND, some Silt & fine Gravel, trace medium Gravel.			SM	0	Very Moist				
				Push				End of boring at 8 feet bgs.									
10																	
15																	
20																	
25																	
30																	
COMMENTS: Set 6-inch stainless steel vapor sampling implant anchored at 8 feet bgs (2-inch flushmount). Bob-Cat mounted Geoprobe.										PROJECT NO. 11173842.80000							
										BORING NO. SG-27							



URS Corporation										TEST BORING LOG							
PROJECT: North of 720 Melrose Avenue										BORING NO: SG-28							
CLIENT: NYSDEC										SHEET: 1 of 1							
BORING CONTRACTOR: Zebra										JOB NO.: 11173842.80000							
GROUNDWATER: Not Detected										CAS.	SAMPLER	CORE	TUBE	BORING LOCATION: 405 E. 154 Street			
DATE	TIME	LEVEL	TYPE	TYPE		Macrocore				GROUND ELEVATION:							
				DIA.		2"				DATE STARTED: 7/26/2005							
				WT.		--				DATE FINISHED: 7/26/2005							
				FALL		--				DRILLER: Charles Green							
										* POCKET PENETROMETER READING				GEOLOGIST: Ned Berry			
														REVIEWED BY:			
DEPTH FEET	SAMPLE					DESCRIPTION					REMARKS						
	STRATA	NO.	TYPE	BLOWS PER 6"	REC% RQD%	COLOR	CONSIST HARD	MATERIAL DESCRIPTION	USCS	PID			Moist				
	• ▲ •	1	2" MC	Direct	50	(Grey) Brown	(Very Dense) Medium Stiff	~ 6" Concrete	ML	0	Moist						
5	S.S.	2	2" MC	Direct	50	↓	↓	SILT, some Clay & fine to medium Sand, little fine Gravel, trace medium to coarse Gravel.									
	S.S.			Push				CLAY, some Silt, trace fine Sand & fine Gravel.	CL	0	Very Moist						
10								End of boring at 8 feet bgs.									
15																	
20																	
25																	
30																	
COMMENTS: Set 6-inch stainless steel vapor sampling implant anchored at 8 feet bgs (2-inch flushmount). Bob-Cat mounted Geoprobe.										PROJECT NO. 11173842.80000							
										BORING NO. SG-28							

URS Corporation										TEST BORING LOG			
PROJECT: North of 720 Melrose Avenue										BORING NO: SG-29			
CLIENT: NYSDEC										SHEET: 1 of 1			
BORING CONTRACTOR: Zebra										JOB NO.: 11173842.80000			
GROUNDWATER: Not Detected										BORING LOCATION: 409-411 E. 154 St.			
CAS. SAMPLER CORE TUBE										GROUND ELEVATION:			
DATE	TIME	LEVEL	TYPE	TYPE		Macrocore				DATE STARTED: 7/26/2005			
				DIA.		2"				DATE FINISHED: 7/26/2005			
				WT.		--				DRILLER: Charles Green			
				FALL		--				GEOLOGIST: Ned Berry			
* POCKET PENETROMETER READING										REVIEWED BY:			
DEPTH FEET	SAMPLE					DESCRIPTION					REMARKS		
	STRATA	NO.	TYPE	BLOWS PER 6"	REC% RQD%	COLOR	CONSIST HARD	MATERIAL DESCRIPTION	USCS	PID	Moist		
	● ▲ ● S S S	1	2" MC	Direct	56	(Grey) Brown	(Very Dense)	~ 6" Concrete	ML	0	Moist		
				Push			Medium Stiff	SILT, some Clay, little fine to medium Sand, trace fine Gravel & Brick & Ash/Cinders.					
5													
	S S S S S S	2	2" MC	Direct	50	↓	↓	CLAY, trace Silt & fine to medium Sand and fine to medium Gravel.	CL	0	Very Moist		
				Push									
10								End of boring at 8 feet bgs.					
15													
20													
25													
30													
COMMENTS: Set 6-inch stainless steel vapor sampling implant anchored at 8 feet bgs (2-inch flushmount). Bob-Cat mounted Geoprobe.										PROJECT NO. 11173842.80000			
										BORING NO. SG-29			

URS Corporation										TEST BORING LOG							
PROJECT: North of 720 Melrose Avenue										BORING NO: SG-30							
CLIENT: NYSDEC										SHEET: 1 of 1							
BORING CONTRACTOR: Zebra										JOB NO.: 11173842.80000							
GROUNDWATER: Not Detected										CAS.	SAMPLER	CORE	TUBE	GROUND ELEVATION:			
DATE	TIME	LEVEL	TYPE	TYPE			Macrocore			DATE STARTED: 7/26/2005							
				DIA.			2"			DATE FINISHED: 7/26/2005							
				WT.			--			DRILLER: Charles Green							
				FALL			--			GEOLOGIST: Ned Berry							
										* POCKET PENETROMETER READING				REVIEWED BY:			
DEPTH FEET	SAMPLE					DESCRIPTION					REMARKS						
	STRATA	NO.	TYPE	BLOWS PER 6"	REC% RQD%	COLOR	CONSIST HARD	MATERIAL DESCRIPTION	USCS	PID	Moist						
	● ▲ S O S	1	2" MC	Direct	31	(Grey) Brown	(Very Dense)	~ 8" Concrete	ML-CL	0	Moist						
				Push			Medium Stiff					SILT & CLAY, some fine to medium Sand & fine Gravel.					
5	S O S	2	2" MC	Direct	50	↓	↓	SILT and fine to medium SAND, some Clay & fine Gravel, trace medium Gravel & Ash/Cinders.	SM-SP	0	Very Moist						
				Push													
10								End of boring at 8 feet bgs.									
15																	
20																	
25																	
30																	
COMMENTS: Set 6-inch stainless steel vapor sampling implant anchored at 8 feet bgs (2-inch flushmount). Bob-Cat mounted Geoprobe.										PROJECT NO. 11173842.80000							
										BORING NO. SG-30							

URS Corporation										TEST BORING LOG			
PROJECT: North of 720 Melrose Avenue										BORING NO: SG-31		SHEET: 1 of 1	
CLIENT: NYSDEC										JOB NO.: 11173842.80000			
BORING CONTRACTOR: Zebra										BORING LOCATION: 400 E. 155 Street			
GROUNDWATER: Not Detected						CAS.	SAMPLER	CORE	TUBE	GROUND ELEVATION:			
DATE	TIME	LEVEL	TYPE	TYPE			Macrocore			DATE STARTED: 7/26/2005		DATE FINISHED: 7/26/2005	
				DIA.			2"			DRILLER: Charles Green		GEOLOGIST: Ned Berry	
				WT.			--			REVIEWED BY:			
				FALL			--			* POCKET PENETROMETER READING			
DEPTH FEET	SAMPLE					DESCRIPTION					REMARKS		
	STRATA	NO.	TYPE	BLOWS PER 6"	REC% RQD%	COLOR	CONSIST HARD	MATERIAL DESCRIPTION	USCS	PID	Moist		
	● ▲ ●	1	2" MC	Direct	25	(Grey) Brown/Black	(Very Dense)	~ 6" Concrete	SW	0	Dry		
				Push			Medium Dense					fine to coarse SAND, some fine Gravel, trace medium Gravel & Glass.	
5	● ▲ ●	2	2" MC	Direct	31	Black/Dark Brown	↓	fine to coarse SAND, some fine Gravel, trace medium Gravel & Glass & Silt.	SW	0	Moist		
				Push									
10								End of boring at 8 feet bgs.					
15													
20													
25													
30													
COMMENTS: Set 6-inch stainless steel vapor sampling implant anchored at 8 feet bgs (2-inch flushmount). Bob-Cat mounted Geoprobe.										PROJECT NO. 11173842.80000		BORING NO. SG-31	

URS Corporation										TEST BORING LOG						
PROJECT: North of 720 Melrose Avenue										BORING NO: SG-32						
CLIENT: NYSDEC										SHEET: 1 of 1						
BORING CONTRACTOR: Zebra										JOB NO.: 11173842.80000						
GROUNDWATER: Not Detected										CAS.	SAMPLER	CORE	TUBE	BORING LOCATION: 690 Melrose Ave.		
DATE	TIME	LEVEL	TYPE	TYPE			Macrocore			GROUND ELEVATION:						
				DIA.			2"			DATE STARTED: 7/26/2005						
				WT.			--			DATE FINISHED: 7/26/2005						
				FALL			--			DRILLER: Charles Green						
* POCKET PENETROMETER READING										GEOLOGIST: Ned Berry						
										REVIEWED BY:						
DEPTH FEET	SAMPLE					DESCRIPTION					REMARKS					
	STRATA	NO.	TYPE	BLOWS PER 6"	REC% RQD%	COLOR	CONSIST HARD	MATERIAL DESCRIPTION	USCS	PID	Moist					
		1	2" MC	Direct	50	Brown	(Grey) (Very Dense)	~ 6" Concrete	ML	0	Dry					
				Push			Medium Stiff	SILT, some fine Gravel, little fine to medium Sand & Clay, trace medium to coarse Gravel.								
5		2	2" MC	Direct	94	Brown	Medium Stiff	CLAY, trace Silt.	CL	0	Very Moist					
				Push				End of boring at 8 feet bgs.								
10																
15																
20																
25																
30																
COMMENTS: Set 6-inch stainless steel vapor sampling implant anchored at 8 feet bgs (2-inch flushmount). Bob-Cat mounted Geoprobe.										PROJECT NO. 11173842.80000						
										BORING NO. SG-32						

URS Corporation										TEST BORING LOG			
PROJECT: North of 720 Melrose Avenue										BORING NO: SG-33			
CLIENT: NYSDEC										SHEET: 1 of 1			
BORING CONTRACTOR: Zebra										JOB NO.: 11173842.80000			
GROUNDWATER: Not Detected										BORING LOCATION: 695 Melrose Ave.			
CAS.										GROUND ELEVATION:			
SAMPLER										Macrocore			
CORE													
TUBE													
DATE										DATE STARTED: 7/26/2005			
TIME										DATE FINISHED: 7/26/2005			
LEVEL										DRILLER: Charles Green			
TYPE										GEOLOGIST: Ned Berry			
TYPE										REVIEWED BY:			
DIA.										2"			
WT.										--			
FALL										--			
* POCKET PENETROMETER READING													
DEPTH FEET	SAMPLE					DESCRIPTION					REMARKS		
	STRATA	NO.	TYPE	BLOWS PER 6"	REC% RQD%	COLOR	CONSIST HARD	MATERIAL DESCRIPTION	USCS	PID	Moist		
	• ▲ •	1	2" MC	Direct	50	(Grey) Brown	(Very Dense) Medium Stiff	~ 6" Concrete	ML-CL	0	Moist		
	∴ ∴ ∴			Push				SILT & CLAY, trace fine to medium Sand & fine to medium Gravel.					
5	∴ ∴ ∴	2	2" MC	Direct	94	↓	↓	SILT & CLAY, trace fine to medium Sand & fine Gravel.	ML-CL	0	Very Moist		
	∴ ∴			Push									
10								End of boring at 8 feet bgs.					
15													
20													
25													
30													
COMMENTS: Set 6-inch stainless steel vapor sampling implant anchored at 8 feet bgs (2-inch flushmount). Bob-Cat mounted Geoprobe.										PROJECT NO. 11173842.80000			
										BORING NO. SG-33			

URS Corporation										TEST BORING LOG			
PROJECT: North of 720 Melrose Avenue										BORING NO: SG-34			
CLIENT: NYSDEC										SHEET: 1 of 1			
BORING CONTRACTOR: Zebra										JOB NO.: 11173842.80000			
GROUNDWATER: Not Detected										BORING LOCATION: See Note (1)			
CAS. SAMPLER CORE TUBE										GROUND ELEVATION:			
DATE	TIME	LEVEL	TYPE	TYPE		Macrocore				DATE STARTED: 7/28/2005			
				DIA.		2"				DATE FINISHED: 7/28/2005			
				WT.		--				DRILLER: Charles G./Luke			
				FALL		--				GEOLOGIST: Ned Berry			
* POCKET PENETROMETER READING										REVIEWED BY:			
DEPTH FEET	SAMPLE					DESCRIPTION					REMARKS		
	STRATA	NO.	TYPE	BLOWS PER 6"	REC% RQD%	COLOR	CONSIST HARD	MATERIAL DESCRIPTION	USCS	PID	Moist		
	● ▲ ● S.S.	1	2" MC	Direct	94	(Grey) Brown	(Very Dense)	~ 6" Concrete	SP-SM	0	Moist		
				Push			Medium					fine to medium SAND & SILT, some fine Gravel, little Clay & medium Gravel, trace Brick.	
5	S.S.	2	2" MC	Direct	100	↓	↓	SILT & CLAY, some fine to medium Sand, little fine Gravel, trace medium Gravel.	SM-CL	0	Moist		
				Push									
10								End of boring at 8 feet bgs.					
15													
20													
25													
30													
COMMENTS: Set 6-inch stainless steel vapor sampling implant anchored at										PROJECT NO. 11173842.80000			
8 feet bgs (2-inch flushmount). Bob-Cat mounted Geoprobe.										BORING NO. SG-34			
Note (1): Located on North side of E. 156 Street across from police station.													

URS Corporation										TEST BORING LOG			
PROJECT: North of 720 Melrose Avenue										BORING NO: SG-35			
CLIENT: NYSDEC										SHEET: 1 of 1			
BORING CONTRACTOR: Zebra										JOB NO.: 11173842.80000			
GROUNDWATER: Not Detected										BORING LOCATION: 747 Melrose Ave.			
CAS.										GROUND ELEVATION:			
SAMPLER										Macrocore			
CORE										DATE STARTED: 7/28/2005			
TUBE										DATE FINISHED: 7/28/2005			
DATE	TIME	LEVEL	TYPE	TYPE						DRILLER: Charles G./Luke			
				DIA.						GEOLOGIST: Ned Berry			
				WT.						REVIEWED BY:			
				FALL						* POCKET PENETROMETER READING			
DEPTH FEET	SAMPLE					DESCRIPTION					REMARKS		
	STRATA	NO.	TYPE	BLOWS PER 6"	REC% RQD%	COLOR	CONSIST HARD	MATERIAL DESCRIPTION	USCS	PID	Moist		
	● ▲ ● S.S.	1	2" MC	Direct	50	(Grey) Brown	(Very Dense)	~ 6" Concrete	ML-CL	0	Moist		
				Push			Medium Stiff					SILT & CLAY, little fine to medium Sand, trace fine to medium Gravel.	
5	S.S.	2	2" MC	Direct	75	↓	↓	SILT & CLAY, little fine to medium Sand, trace fine Gravel.	ML-CL	0	Moist		
				Push								End of boring at 8 feet bgs.	
10													
15													
20													
25													
30													
COMMENTS: Set 6-inch stainless steel vapor sampling implant anchored at 9 feet bgs (2-inch flushmount). Bob-Cat mounted Geoprobe.										PROJECT NO. 11173842.80000			
										BORING NO. SG-35			



URS Corporation										TEST BORING LOG							
PROJECT: North of 720 Melrose Avenue										BORING NO: SG-36							
CLIENT: NYSDEC										SHEET: 1 of 1							
BORING CONTRACTOR: Zebra										JOB NO.: 11173842.80000							
GROUNDWATER: Not Detected										CAS.	SAMPLER	CORE	TUBE	GROUND ELEVATION:			
DATE	TIME	LEVEL	TYPE	TYPE			Macrocore			DATE STARTED: 7/28/2005							
				DIA.			2"			DATE FINISHED: 7/28/2005							
				WT.			--			DRILLER: Charles G./Luke							
				FALL			--			GEOLOGIST: Ned Berry							
										* POCKET PENETROMETER READING				REVIEWED BY:			
DEPTH FEET	SAMPLE					DESCRIPTION					REMARKS						
	STRATA	NO.	TYPE	BLOWS PER 6"	REC% RQD%	COLOR	CONSIST HARD	MATERIAL DESCRIPTION	USCS	PID	Moist						
	● ▲ ● · · · · · · · · · · · ·	1	2" MC	Direct	63	(Grey) Brown	(Very Dense) Medium	~ 8" Concrete	SP-ML	0	Moist						
				Push				fine to medium SAND & SILT, little Clay & fine Gravel, trace medium to coarse Gravel & Brick.									
5	· · · · · · · · ·	2	2" MC	Direct	88	↓	↓	SILT, some Clay, little fine to medium Sand, trace fine Gravel.	ML	0	Moist						
				Push													
10								End of boring at 8 feet bgs.									
15																	
20																	
25																	
30																	
COMMENTS: Set 6-inch stainless steel vapor sampling implant anchored at 8 feet bgs (2-inch flushmount). Bob-Cat mounted Geoprobe.										PROJECT NO. 11173842.80000							
Note (1): 397 E. 155 Street/721 Melrose Ave.										BORING NO. SG-36							

URS Corporation										TEST BORING LOG			
PROJECT: North of 720 Melrose Avenue										BORING NO: SG-37			
CLIENT: NYSDEC										SHEET: 1 of 1			
BORING CONTRACTOR: Zebra										JOB NO.: 11173842.80000			
GROUNDWATER: Not Detected										BORING LOCATION: 385 E. 155 Street			
CAS.										GROUND ELEVATION:			
SAMPLER										Macrocore			
CORE										DATE STARTED: 7/28/2005			
TUBE										DATE FINISHED: 7/28/2005			
DATE	TIME	LEVEL	TYPE	TYPE						DRILLER: Charles G./Luke			
				DIA.						GEOLOGIST: Ned Berry			
				WT.						REVIEWED BY:			
				FALL									
* POCKET PENETROMETER READING													
DEPTH FEET	SAMPLE						DESCRIPTION						
	STRATA	NO.	TYPE	BLOWS	REC%	COLOR	CONSIST	MATERIAL	USCS	REMARKS			
				PER 6"	RQD%					HARD	DESCRIPTION	PID	Moist
		1	2" MC	Direct	50	(Grey) Dark Brown	(Very Dense)	~ 6" Concrete	SP-ML	0	Dry		
				Push			Medium					fine to medium SAND & SILT, some fine Gravel, trace medium Gravel.	
5													
		2	2" MC	Direct	50	Brown		CLAY, trace Silt & fine Sand.	CL	0	Moist		
				Push									
10								End of boring at 8 feet bgs.					
15													
20													
25													
30													
COMMENTS: Set 6-inch stainless steel vapor sampling implant anchored at										PROJECT NO. 11173842.80000			
8 feet bgs (2-inch flushmount). Bob-Cat mounted Geoprobe.										BORING NO. SG-37			

URS Corporation										TEST BORING LOG									
PROJECT: North of 720 Melrose Avenue										BORING NO: SG-38									
CLIENT: NYSDEC										SHEET: 1 of 1									
BORING CONTRACTOR: Zebra										JOB NO.: 11173842.80000									
GROUNDWATER: Not Detected										CAS.		SAMPLER		CORE		TUBE		GROUND ELEVATION:	
DATE	TIME	LEVEL	TYPE	TYPE			Macrocore			DATE STARTED: 7/28/2005									
				DIA.			2"			DATE FINISHED: 7/28/2005									
				WT.			--			DRILLER: Charles G./Luke									
				FALL			--			GEOLOGIST: Ned Berry									
* POCKET PENETROMETER READING										REVIEWED BY:									
DEPTH FEET	SAMPLE						DESCRIPTION					REMARKS							
	STRATA	NO.	TYPE	BLOWS PER 6"	REC% RQD%	COLOR	CONSIST HARD	MATERIAL DESCRIPTION		USCS	PID	Moist							
		1	2" MC	Direct	75	(Grey) Dark Brown	(Very Dense) Medium Stiff ↓	~ 6" Concrete		CL	0	Moist							
				Push				CLAY, little Silt, trace fine to medium Sand & fine to medium Gravel.											
5																			
		2	2" MC	Direct	75	Brown		SILT & CLAY, trace fine to medium Sand & fine Gravel.		ML-CL	0	Moist							
				Push															
10								End of boring at 8 feet bgs.											
15																			
20																			
25																			
30																			
COMMENTS: Set 6-inch stainless steel vapor sampling implant anchored at 8 feet bgs (2-inch flushmount). Bob-Cat mounted Geoprobe.										PROJECT NO.		11173842.80000							
										BORING NO.		SG-38							

URS Corporation										TEST BORING LOG			
PROJECT: North of 720 Melrose Avenue										BORING NO: SG-39			
CLIENT: NYSDEC										SHEET: 1 of 1			
BORING CONTRACTOR: Zebra										JOB NO.: 11173842.80000			
GROUNDWATER: Not Detected										BORING LOCATION: 705 Melrose Ave.			
CAS.										GROUND ELEVATION:			
SAMPLER										Macrocore			
CORE										DATE STARTED: 7/28/2005			
TUBE										DATE FINISHED: 7/28/2005			
DATE	TIME	LEVEL	TYPE	TYPE						DRILLER: Charles G./Luke			
				DIA.						GEOLOGIST: Ned Berry			
				WT.						REVIEWED BY:			
				FALL						* POCKET PENETROMETER READING			
DEPTH FEET	SAMPLE					DESCRIPTION					REMARKS		
	STRATA	NO.	TYPE	BLOWS PER 6"	REC% RQD%	COLOR	CONSIST HARD	MATERIAL DESCRIPTION	USCS	PID	Moist		
		1	2" MC		50	(Grey)	(Very Dense)	~ 6" Concrete	SP-ML	0	Moist		
				Direct		Brown	Medium	fine to medium SAND & SILT, some Clay & fine Gravel, trace medium to coarse Gravel.					
				Push									
5		2	2" MC		63			SILT & CLAY, some fine to medium Sand, trace fine to medium Gravel.	ML-CL	0	Moist		
				Direct									
				Push									
10								End of boring at 8 feet bgs.					
15													
20													
25													
30													
COMMENTS: Set 6-inch stainless steel vapor sampling implant anchored at 8 feet bgs (2-inch flushmount). Bob-Cat mounted Geoprobe.										PROJECT NO. 11173842.80000			
										BORING NO. SG-39			

URS Corporation										TEST BORING LOG							
PROJECT: North of 720 Melrose Avenue										BORING NO: SG-40							
CLIENT: NYSDEC										SHEET: 1 of 1							
BORING CONTRACTOR: Zebra										JOB NO.: 11173842.80000							
GROUNDWATER: Not Detected										CAS.	SAMPLER	CORE	TUBE	BORING LOCATION: 687/689 Melrose Av.			
DATE	TIME	LEVEL	TYPE	TYPE		Macrocore				GROUND ELEVATION:							
				DIA.		2"				DATE STARTED: 7/28/2005							
				WT.		--				DATE FINISHED: 7/28/2005							
				FALL		--				DRILLER: Charles G./Luke							
										* POCKET PENETROMETER READING				GEOLOGIST: Ned Berry			
														REVIEWED BY:			
DEPTH FEET	STRATA	NO.	TYPE	SAMPLE		REC% RQD%	COLOR	CONSIST HARD	MATERIAL DESCRIPTION	USCS	REMARKS						
				BLOWS PER 6"	PER 6"						PID	Moist					
	● ▲ ● ● - s . o .	1	2" MC	Direct	38	(Grey) Brown	(Very Dense) Medium	~ 6" Concrete	SP- ML-CL	0	Moist						
5	/ s .	2	2" MC	Direct	75	↓	↓	fine to medium SAND & SILT & CLAY, some fine to medium Gravel.	ML	0	Moist						
10								End of boring at 8 feet bgs.									
15																	
20																	
25																	
30																	
COMMENTS: Set 6-inch stainless steel vapor sampling implant anchored at 8 feet bgs (2-inch flushmount). Bob-Cat mounted Geoprobe.										PROJECT NO. 11173842.80000							
										BORING NO. SG-40							

URS Corporation										TEST BORING LOG			
PROJECT: North of 720 Melrose Avenue										BORING NO: SG-41			
CLIENT: NYSDEC										SHEET: 1 of 1			
BORING CONTRACTOR: Zebra										JOB NO.: 11173842.80000			
GROUNDWATER: Not Detected										BORING LOCATION: 690 Melrose Ave.			
CAS.										GROUND ELEVATION:			
SAMPLER										Macrocore			
CORE										DATE STARTED: 7/28/2005			
TUBE										DATE FINISHED: 7/28/2005			
DATE										DRILLER: Charles G./Luke			
TIME										GEOLOGIST: Ned Berry			
LEVEL										REVIEWED BY:			
TYPE										* POCKET PENETROMETER READING			
TYPE													
DIA.										2"			
WT.										--			
FALL										--			
DEPTH FEET	SAMPLE					DESCRIPTION					REMARKS		
	STRATA	NO.	TYPE	BLOWS PER 6"	REC% RQD%	COLOR	CONSIST HARD	MATERIAL DESCRIPTION	USCS	PID	Moist		
		1	2" MC	Direct	44	Brown	(Grey) (Very Dense) Medium Stiff	~ 6" Concrete	ML	0	Moist		
				Push				SILT, some fine to medium Sand, little fine to medium Gravel, trace Clay & coarse Gravel.					
5													
		2	2" MC	Direct	63	(Grey) (Very Dense) Medium Stiff	(Grey) (Very Dense) Medium Stiff	SILT, some Clay, trace fine Sand.	ML	0	Moist		
				Push									
10								End of boring at 8 feet bgs.					
15													
20													
25													
30													
COMMENTS: Set 6-inch stainless steel vapor sampling implant anchored at 8 feet bgs (2-inch flushmount). Bob-Cat mounted Geoprobe.										PROJECT NO. 11173842.80000			
										BORING NO. SG-41			

**ATTACHMENT B**

**FIELD LOGS**

**Soil Gas Conduit Construction Logs**

**DRILLING SUMMARY**

Geologist:  
*Ned Berry*

Drilling Company:  
*Zebra*

Driller:  
*Charles G.*

Rig Make/Model:  
*Bob-Cut Geoprobe*

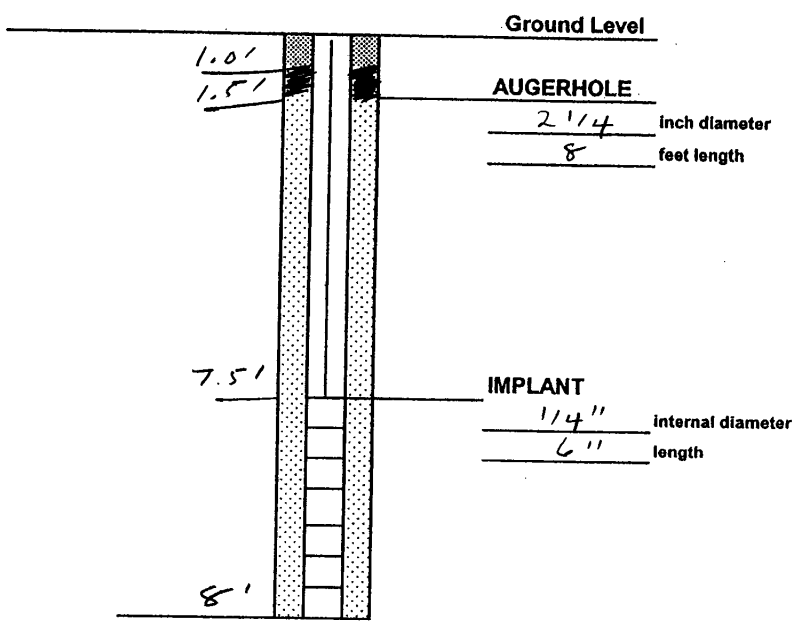
Date:  
*7/26/05*

**GEOLOGIC LOG**

Depth(ft.)	Description
<i>1/2</i>	<i>Concrete</i>
<i>4</i>	<i>ML-CL</i>
<i>8</i>	<i>ML</i>

*FOB @ 8' by S*

D  
E  
P  
T  
H



NOT TO SCALE

**WELL DESIGN**

CASING MATERIAL	SCREEN MATERIAL	FILTER MATERIAL
Surface: <i>2" Road Box</i>	Type: <i>3/8" x 1/4"</i>	Type: Sand Setting: <i>1.5' - 8'</i>
Well: <i>3/8" x 1/4"</i>	<i>Stainless Steel</i>	SEAL MATERIAL
<i>Polyethylene</i>	Pore Diameter: 0.0057 inch	Type: <i>Bentonite</i> Setting: <i>1' - 1.5'</i>
		Concrete Setting: <i>0' - 1'</i>
		Sand

COMMENTS:

LEGEND

- Cement/Bentonite Grout Concrete
- Bentonite Seal
- Silica Sandpack  
*11173842*

Client: <b>NYSDEC</b>	Location: <b>Site ID #2-03-009</b>	Project No.: <b>-4473262-80000</b>
<b>URS Corporation</b>	<b>SOIL GAS CONDUIT CONSTRUCTION DETAILS</b>	Well Number: <i>56-26</i>



**DRILLING SUMMARY**

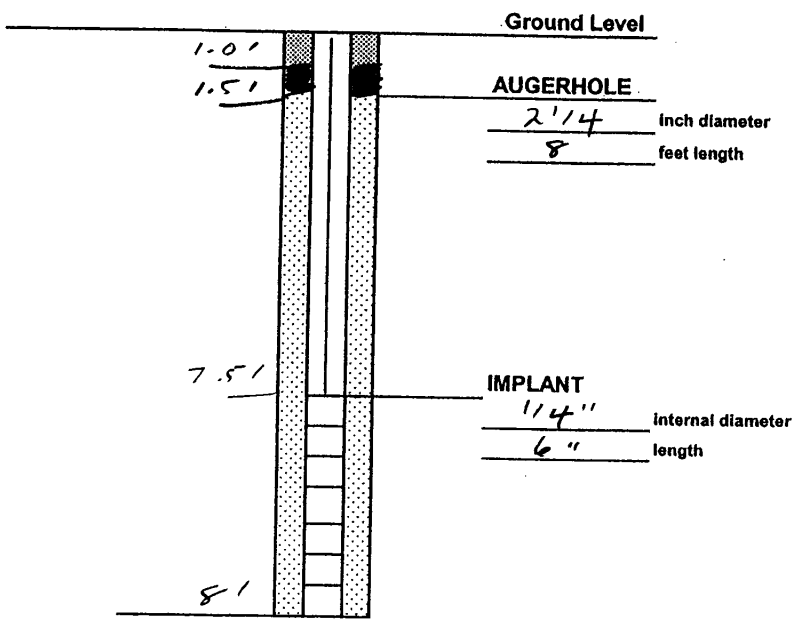
Geologist:  
Ned Berry  
Drilling Company:  
Zebra  
Driller:  
Charles G.  
Rig Make/Model:  
Bob-Cat Geoprobe

Date:  
7/26/05

**GEOLOGIC LOG**

Depth(ft.)	Description
1/2	Concrete
4	SP-SC
8	SM
EoS @ 8'6g5	

DEPTH



NOT TO SCALE

**WELL DESIGN**

CASING MATERIAL	SCREEN MATERIAL	FILTER MATERIAL
Surface: 2" Round Box Well: 3/8" x 1/4" Polyethylene	Type: 3/8" x 1/4" Stainless Steel Pore Diameter: 0.0057 inch	Type: Sand Setting: 1.5' - 8' SEAL MATERIAL Type: Bentonite Concrete Setting: 1' - 1.5' 0' - 1' Sand

**COMMENTS:**

**LEGEND**

- Cement/Bentonite Concrete Grout
- Bentonite Seal
- Silica Sandpack  
11173842

Client: NYSDEC	Location: Site ID #2-03-009	Project No.: 4473202.80000
URS Corporation	SOIL GAS CONDUIT CONSTRUCTION DETAILS	Well Number: 56-27

**DRILLING SUMMARY**

Geologist:  
*Ned Berry*

Drilling Company:  
*Zebra*

Driller:  
*Charles G.*

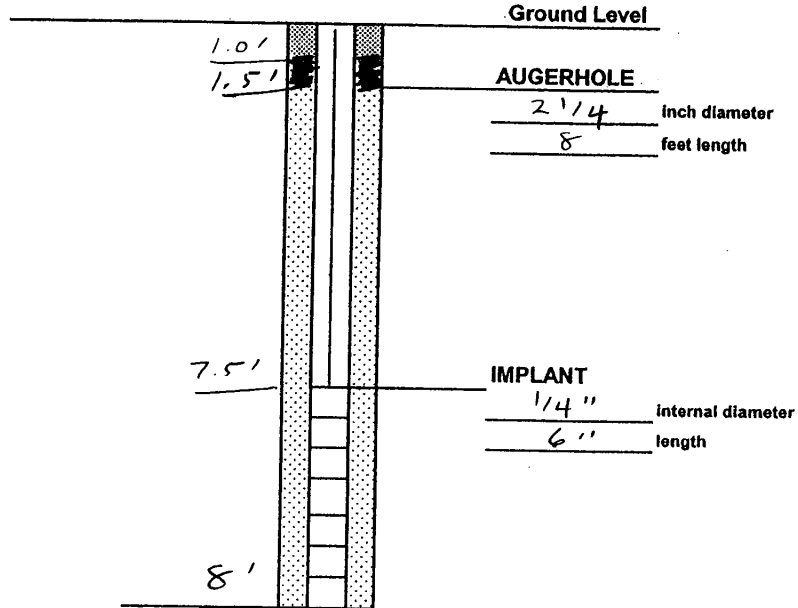
Rig Make/Model:  
*Bob-Cat Geoprobe*

Date:  
*7/26/05*

**GEOLOGIC LOG**

Depth(ft.)	Description
<i>1/2</i>	<i>Concrete</i>
<i>4</i>	<i>ML</i>
<i>8</i>	<i>CL</i>
	<i>EoS @ 8' logs</i>

DEPTH



NOT TO SCALE

**WELL DESIGN**

CASING MATERIAL	SCREEN MATERIAL	FILTER MATERIAL
Surface: <i>2" Road Box</i> Well: <i>3/8" x 1/4" Polyethylene</i>	Type: <i>3/8" x 1/4" Stainless Steel</i> Pore Diameter: 0.0057 inch	Type: Sand Setting: <i>1.5' - 8'</i>
		SEAL MATERIAL Type: <i>Bentonite</i> Setting: <i>1' - 1.5'</i> <i>Concrete</i> Setting: <i>0' - 1'</i> Sand

COMMENTS:

LEGEND

- Cement/Bentonite Grout *Concrete*
- Bentonite Seal
- Silica Sandpack *11173842*

Client: <b>NYSDEC</b>	Location: <b>Site ID #2-03-009</b>	Project No.: <b>4473262.80000</b>
<b>URS Corporation</b>	<b>SOIL GAS CONDUIT CONSTRUCTION DETAILS</b>	Well Number: <i>56-28</i>

**DRILLING SUMMARY**

Geologist:  
*Ned Berry*

Drilling Company:  
*Zebra*

Driller:  
*Charles G.*

Rig Make/Model:  
*Bob-Cat 6 coproc*

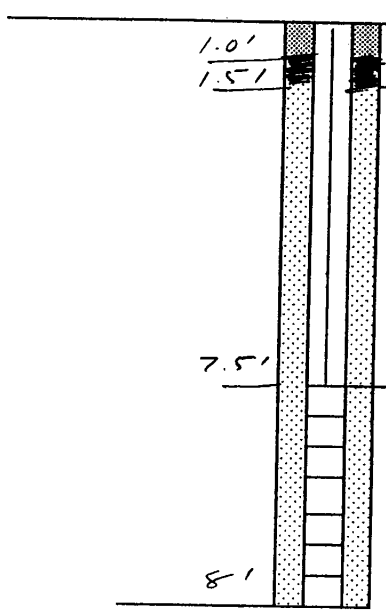
Date:  
*7/26/05*

**GEOLOGIC LOG**

Depth(ft.)	Description
<i>1/2</i>	<i>Concrete</i>
<i>4</i>	<i>ML</i>
<i>8</i>	<i>CL</i>

*FB @ 8' logs*

DEPTH



**Ground Level**

**AUGERHOLE**  
 2 1/4 inch diameter  
 8 feet length

**IMPLANT**  
 1 1/4" internal diameter  
 6" length

NOT TO SCALE

**WELL DESIGN**

CASING MATERIAL	SCREEN MATERIAL	FILTER MATERIAL
Surface: <i>2" Round Box</i> Well: <i>3/8" x 1 1/4" Polyethylene</i>	Type: <i>3/8" x 1 1/4" Stainless Steel</i> Pore Diameter: 0.0057 inch	Type: Sand Setting: <i>1.5' - 8'</i>
COMMENTS:		SEAL MATERIAL Type: <i>Bentonite</i> Concrete Sand Setting: <i>1' - 1.5'</i> <i>0' - 1'</i>

**LEGEND**

- Cement/Bentonite Concrete
- Grout
- Bentonite Seal
- Silica Sandpack  
*11173842*

Client: <b>NYSDEC</b>	Location: <b>Site ID #2-03-009</b>	Project No.: <b>44173262.80000</b>
<b>URS Corporation</b>	<b>SOIL GAS CONDUIT CONSTRUCTION DETAILS</b>	Well Number: <i>56-29</i>

**DRILLING SUMMARY**

Geologist:  
*Ned Berry*

Drilling Company:  
*Zebra*

Driller:  
*Charles G.*

Rig Make/Model:  
*Bob-Cat Geoprobe*

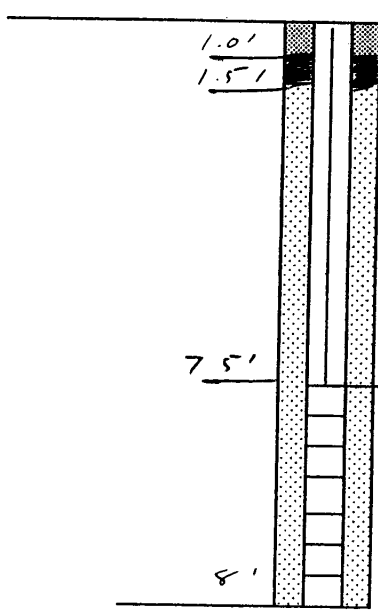
Date:  
*7/26/05*

**GEOLOGIC LOG**

Depth(ft.)	Description
<i>2/3</i>	<i>Concrete</i>
<i>4</i>	<i>ML-CL</i>
<i>8</i>	<i>SM-SP</i>

*EOB @ 8' bgs*

DEPTH



**Ground Level**

**AUGERHOLE**  
2 1/4 inch diameter  
8 feet length

**IMPLANT**  
1 1/4 internal diameter  
6 length

NOT TO SCALE

**WELL DESIGN**

CASING MATERIAL	SCREEN MATERIAL	FILTER MATERIAL
Surface: <i>2" Road Box</i>	Type: <i>3/8" x 1/4"</i>	Type: Sand Setting: <i>1.5' - 8'</i>
Well: <i>3/8" x 1/4"</i> <i>Polyethylene</i>	<i>Stainless Steel</i> Pore Diameter: 0.0057 inch	<b>SEAL MATERIAL</b> Type: <i>Bentonite</i> Setting: <i>1' - 1.5'</i> Concrete <i>0' - 1'</i> Sand

COMMENTS:

**LEGEND**

- Cement/Bentonite Grout *Concrete*
- Bentonite Seal
- Silica Sandpack  
*11177842*

Client: <b>NYSDEC</b>	Location: <b>Site ID #2-03-009</b>	Project No.: <b>-44173262.80000</b>
<b>URS Corporation</b>	<b>SOIL GAS CONDUIT CONSTRUCTION DETAILS</b>	Well Number: <b><i>SG-30</i></b>

**DRILLING SUMMARY**

Geologist:  
*Ned Berry*

Drilling Company:  
*Zebra*

Driller:  
*Charles G.*

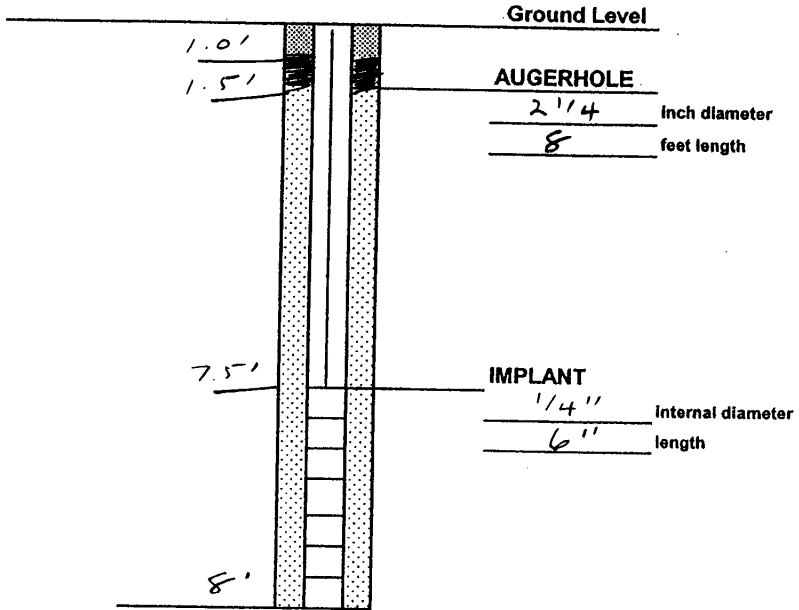
Rig Make/Model:  
*Bob-Cat Geoprobe*

Date:  
*7/26/05*

**GEOLOGIC LOG**

Depth(ft.)	Description
<i>1/2</i>	<i>Concrete</i>
<i>4</i>	<i>SW</i>
<i>8</i>	<i>SW</i>
<i>EOB @ 8' 6" S</i>	

DEPTH



NOT TO SCALE

**WELL DESIGN**

CASING MATERIAL	SCREEN MATERIAL	FILTER MATERIAL
Surface: <i>2" Road Box</i>	Type: <i>3/8" x 1/4"</i>	Type: Sand Setting: <i>1.5' - 8'</i>
Well: <i>3/8" x 1/4"</i>	<i>Stainless steel</i>	<b>SEAL MATERIAL</b>
<i>polyethylene</i>	Pore Diameter: 0.0057 inch	Type: <i>Bentonite</i> Setting: <i>1' - 1.5'</i>
		Concrete <i>0' - 1'</i>
		Sand

**COMMENTS:**

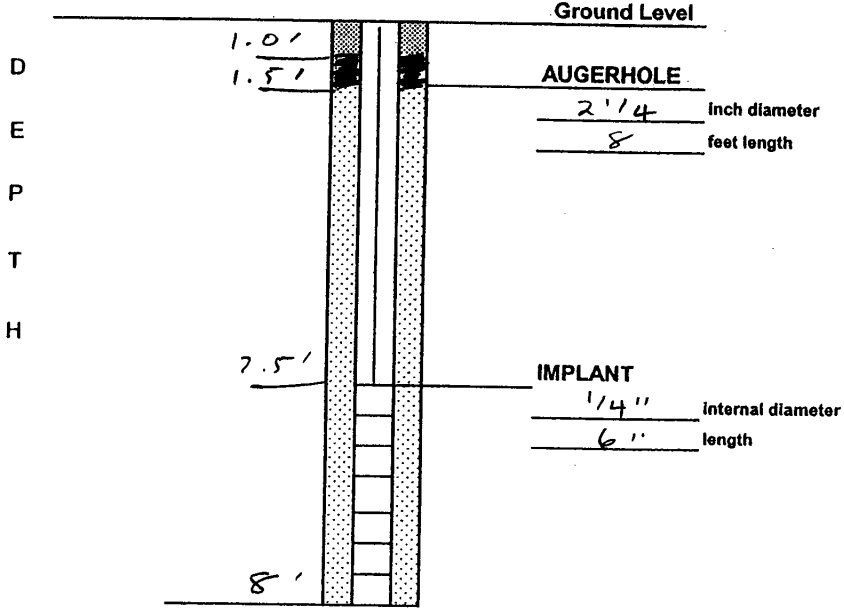
**LEGEND**

- Cement/Bentonite Concrete
- Grout
- Bentonite Seal
- Silica Sandpack  
*11173842*

Client: <b>NYSDEC</b>	Location: <b>Site ID #2-03-009</b>	Project No.: <b>44473262.80000</b>
<b>URS Corporation</b>	<b>SOIL GAS CONDUIT CONSTRUCTION DETAILS</b>	Well Number: <i>56-31</i>

**DRILLING SUMMARY**  
 Geologist: Ned Berry  
 Drilling Company: Zebra  
 Driller: Charles G.  
 Rig Make/Model: Bob-Cat Geoprobe  
 Date: 7/26/05

GEOLOGIC LOG	
Depth(ft.)	Description
<u>1/2</u>	<u>Concrete</u>
<u>4</u>	<u>ML</u>
<u>8</u>	<u>CL</u>
	<u>EoB @ 8' log</u>



NOT TO SCALE

**WELL DESIGN**

CASING MATERIAL	SCREEN MATERIAL	FILTER MATERIAL
Surface: <u>2" Road Box</u> Well: <u>3/8" x 1/4" Polyethylene</u>	Type: <u>3/8" x 1/4" Stainless Steel</u> Pore Diameter: 0.0057 inch	Type: Sand Setting: <u>1.5' - 8'</u>
		SEAL MATERIAL Type: <u>Bentonite</u> Setting: <u>1' - 1.5'</u> Concrete Sand <u>01-11</u>

COMMENTS:

**LEGEND**

	Cement/Bentonite Grout	Concrete
	Bentonite Seal	
	Silica Sandpack	<u>1173642</u>

Client: <u>NYSDEC</u>	Location: <u>Site ID #2-03-009</u>	Project No.: <u>44173262.80000</u>
<u>URS Corporation</u>	SOIL GAS CONDUIT CONSTRUCTION DETAILS	Well Number: <u>56-32</u>

**DRILLING SUMMARY**

Geologist:  
Ned Berry

Drilling Company:  
Zebra

Driller:  
Charles G.

Rig Make/Model:  
Bob-Cat + Geacruibe

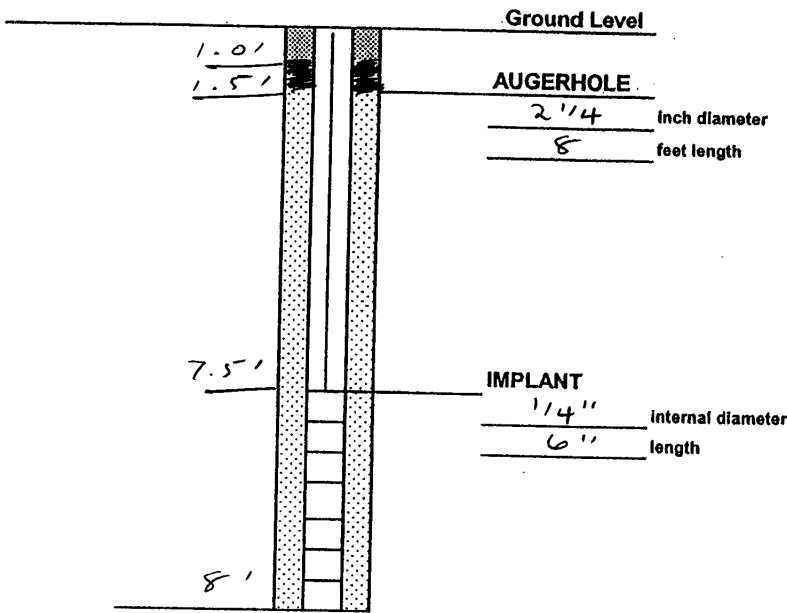
Date:  
7/26/05

**GEOLOGIC LOG**

Depth(ft.)	Description
1/2	Concrete
4	ML-CL
8	ML-CL

EoB @ 8'6" S

DEPTH



NOT TO SCALE

**WELL DESIGN**

CASING MATERIAL	SCREEN MATERIAL	FILTER MATERIAL
Surface: 2" Road Box	Type: 3/8" x 1/4"	Type: Sand Setting: 1.5' - 8'
Well: 3/8" x 1/4" Polyethylene	Stainless Steel Pore Diameter: 0.0057 inch	SEAL MATERIAL Type: Bentonite Concrete Setting: 1' - 1.5' 0' - 1' Sand

**COMMENTS:**

**LEGEND**

- Cement/Bentonite-Grout
- Concrete
- Bentonite Seal
- Silica Sandpack

Client: NYSDEC	Location: #2-03-009	Project No.: 11175842.80000
URS Corporation	SOIL GAS CONDUIT CONSTRUCTION DETAILS	Well Number: SG-33

**DRILLING SUMMARY**

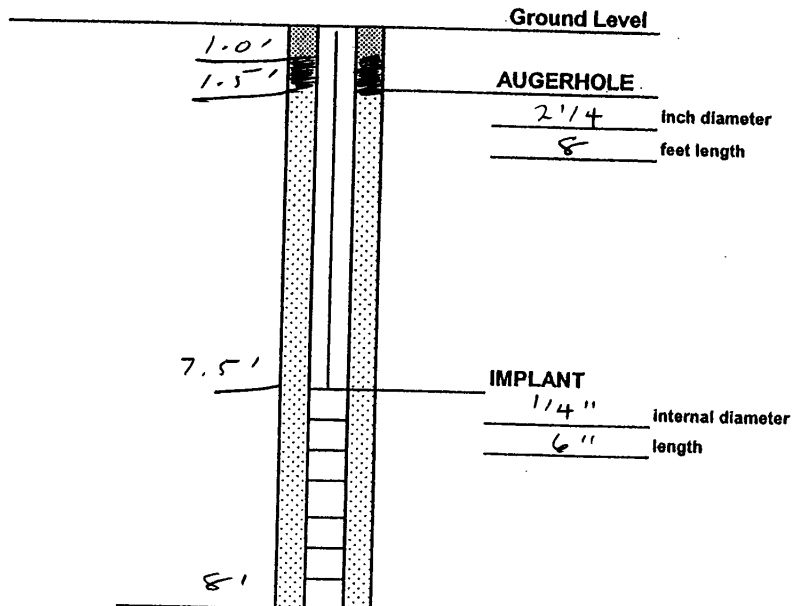
Geologist:  
Ned Berry  
Drilling Company:  
Zebra  
Driller:  
Charles/Luke  
Rig Make/Model:  
Bob-Cat 600proce

Date:  
7/28/05

**GEOLOGIC LOG**

Depth(ft.)	Description
1/2	Concrete
4	SP-SM
8	SM-CL
	EOB @ 8' bgs

DEPTH



NOT TO SCALE

**WELL DESIGN**

CASING MATERIAL	SCREEN MATERIAL	FILTER MATERIAL
Surface: 2" Road Box Well: 3/8" x 1/4" Polyethylene	Type: 3/8" x 1/4" Stainless Steel Pore Diameter: 0.0057 inch	Type: Sand Setting: 1.5' - 8' <b>SEAL MATERIAL</b> Type: Bentonite Setting: 1' - 1.5' Concrete 0' - 1' Sand

**COMMENTS:**

**LEGEND**

- Cement/Bentonite Grout
- Concrete
- Bentonite Seal
- Silica Sandpack

Client: NYSDEC

Location: # 2-03-009

Project No.: 1117342-80000

URS Corporation

SOIL GAS CONDUIT  
CONSTRUCTION DETAILS

Well Number: 56-34

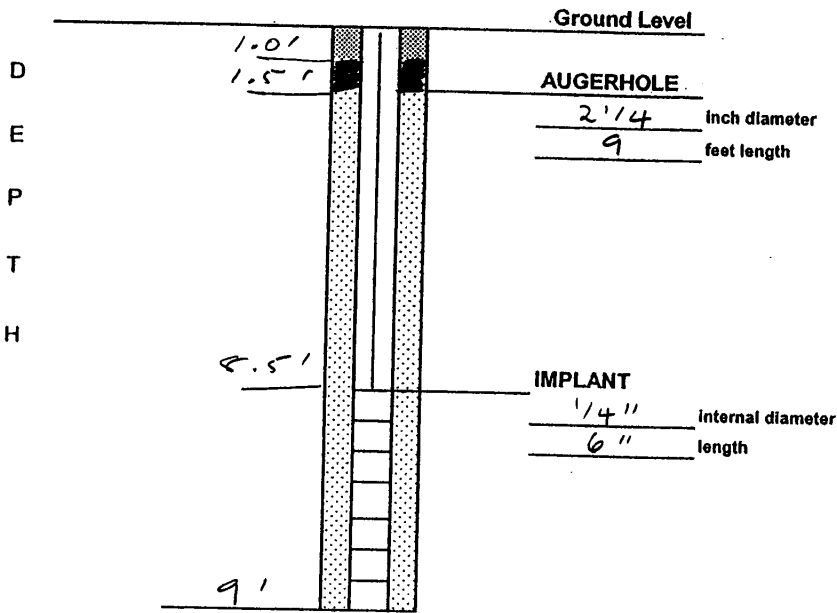


**DRILLING SUMMARY**

Geologist: Ned Berry  
 Drilling Company: Zebra  
 Driller: Charles/Luke  
 Rig Make/Model: Bob-Cat backhoe  
 Date: 7/28/05

**GEOLOGIC LOG**

Depth(ft.)	Description
1/2	Concrete
4	ML-CL
8	ML-CL
9	?
EoS @ 8' 6" S	



NOT TO SCALE

**WELL DESIGN**

CASING MATERIAL	SCREEN MATERIAL	FILTER MATERIAL
Surface: <u>2" Round Box</u> Well: <u>3/8" x 1/4" Polyethylene</u>	Type: <u>3/8" x 1/4" Stainless Steel</u> Pore Diameter: 0.0057 inch	Type: <u>Sand</u> Setting: <u>1.5' - 9'</u> <b>SEAL MATERIAL</b> Type: <u>Bentonite Concrete</u> Setting: <u>1' - 1.5'</u> <u>Sand</u> Setting: <u>0' - 1'</u>

**COMMENTS:**

**LEGEND**

	Cement/Bentonite Grout
	Bentonite Seal
	Silica Sandpack
	Concrete

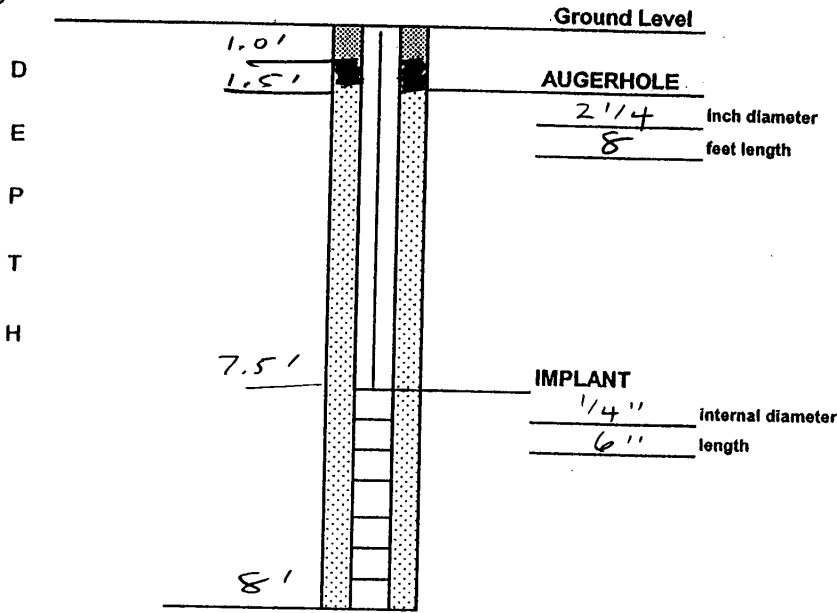
Client: <u>NYSDEC</u>	Location: <u># 2-03-009</u>	Project No.: <u>11173842.80000</u>
<b>URS Corporation</b>	<b>SOIL GAS CONDUIT CONSTRUCTION DETAILS</b>	Well Number: <u>56-35</u>

**DRILLING SUMMARY**

Geologist: Ned Berry  
 Drilling Company: Zebra  
 Driller: Charles / Luke  
 Rig Make/Model: Bob-Cat 600probe  
 Date: 7/28/05

**GEOLOGIC LOG**

Depth(ft.)	Description
2/3	Concrete
4	SP-ML
8	ML
Eob @ 8' bgs	



NOT TO SCALE

**WELL DESIGN**

CASING MATERIAL	SCREEN MATERIAL	FILTER MATERIAL
Surface: <u>2" Road Box</u>	Type: <u><math>3/8" \times 1/4"</math></u>	Type: <u>Sand</u> Setting: <u>1.5' - 5'</u>
Well: <u><math>3/8" \times 1/4"</math></u> <u>polyethylene</u>	<u>stainless steel</u> Pore Diameter: 0.0057 inch	<b>SEAL MATERIAL</b> Type: <u>Bentonite</u> Setting: <u>1' - 1.5'</u> <u>Concrete</u> Setting: <u>0' - 1'</u> <u>Sand</u>

**COMMENTS:**

**LEGEND**

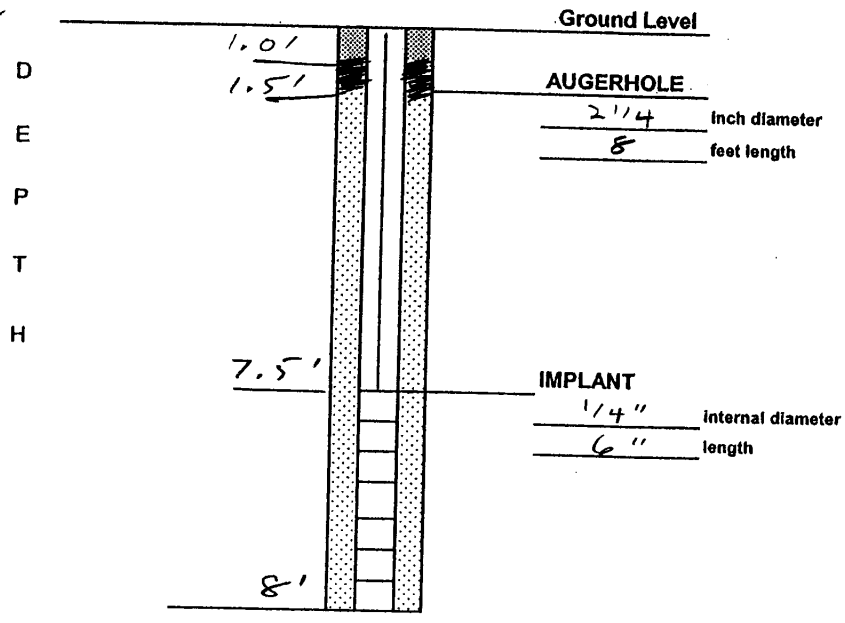
	Cement/Bentonite Grout	Concrete
	Bentonite Seal	
	Silica Sandpack	

Client: <u>NYSDEC</u>	Location: <u>#2-03-009</u>	Project No.: <u>11173842.80000</u>
<b>URS Corporation</b>	<b>SOIL GAS CONDUIT CONSTRUCTION DETAILS</b>	Well Number: <u>56-36</u>

**DRILLING SUMMARY**  
 Geologist: Ned Berry  
 Drilling Company: Zebra  
 Driller: Charles/Luke  
 Rig Make/Model: Bob-Cut Geoprobe  
 Date: 7/28/05

**GEOLOGIC LOG**

Depth(ft.)	Description
1/2	Concrete
4	SP-ML
8	CL
	EOL @ 8' 6" S



NOT TO SCALE

**WELL DESIGN**

CASING MATERIAL	SCREEN MATERIAL	FILTER MATERIAL
Surface: 2" Road Box Well: 3/8" x 1/4" polyethylene	Type: 3/8" x 1/4" Stainless Steel Pore Diameter: 0.0057 inch	Type: Sand Setting: 1.5' - 8'
		SEAL MATERIAL Type: Bentonite Concrete Sand Setting: 1' - 1.5' 0' - 1'

COMMENTS:

**LEGEND**

- Cement/Bentonite Grout Concrete
- Bentonite Seal
- Silica Sandpack

Client: NYSDEC	Location: # 2-03-009	Project No.: 11173842-80000
URS Corporation	SOIL GAS CONDUIT CONSTRUCTION DETAILS	Well Number: 56-37

**DRILLING SUMMARY**

Geologist:  
*Ned Berry*

Drilling Company:  
*Zedora*

Driller:  
*Charles / Luke*

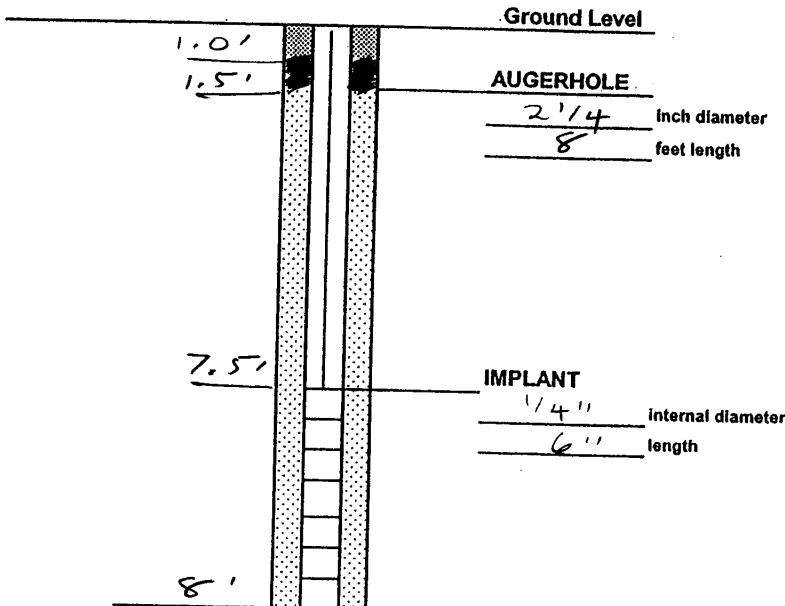
Rig Make/Model:  
*Bob-Cat 600 probe*

Date:  
*7/28/05*

**GEOLOGIC LOG**

Depth(ft.)	Description
<i>1/2</i>	<i>Concrete</i>
<i>4</i>	<i>CL</i>
<i>8</i>	<i>ML-CL</i>
	<i>FOB @ 8' bgs</i>

DEPTH



NOT TO SCALE

**WELL DESIGN**

CASING MATERIAL	SCREEN MATERIAL	FILTER MATERIAL
Surface: <i>2" Road Box</i>	Type: <i>3/8" x 1/4"</i>	Type: Sand Setting: <i>1.5' - 8'</i>
Well: <i>3/8" x 1/4" Polyethylene</i>	<i>Stainless Steel</i> Pore Diameter: 0.0057 inch	<b>SEAL MATERIAL</b> Type: <i>Bentonite</i> Setting: <i>1' - 1.5'</i> Concrete Sand <i>0' - 1'</i>

**COMMENTS:**

**LEGEND**

- Cement/Bentonite Grout *Concrete*
- Bentonite Seal
- Silica Sandpack

Client: <i>NYSDEC</i>	Location: <i># 2-63-009</i>	Project No.: <i>11173842.80000</i>
<b>URS Corporation</b>	<b>SOIL GAS CONDUIT CONSTRUCTION DETAILS</b>	Well Number: <i>SU-38</i>

**DRILLING SUMMARY**

Geologist:  
*Ned Berry*

Drilling Company:  
*Zebra*

Driller:  
*Charles / Luke*

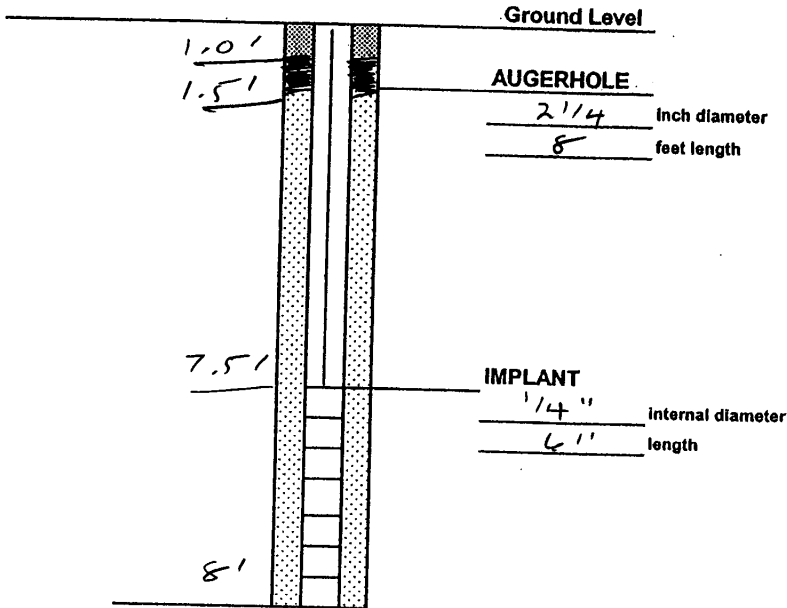
Rig Make/Model:  
*Bob-Cat 600pro*

Date:  
*7/28/05*

**GEOLOGIC LOG**

Depth(ft.)	Description
<i>1/2</i>	<i>Concrete</i>
<i>4</i>	<i>SP-ML</i>
<i>8</i>	<i>ML-CL</i>
<i>EOB @ 8' by S</i>	

DEPTH



NOT TO SCALE

**WELL DESIGN**

CASING MATERIAL	SCREEN MATERIAL	FILTER MATERIAL
Surface: <i>2" Road Box</i>	Type: <i>3/8" x 1/4"</i>	Type: Sand Setting: <i>1.5' - 8'</i>
Well: <i>3/8" x 1/4"</i>	<i>Stainless Steel</i>	SEAL MATERIAL
<i>Polyethylene</i>	Pore Diameter: 0.0057 inch	Type: <i>Bentonite</i> Setting: <i>1' - 1.5'</i>
		Concrete Setting: <i>0' - 1'</i>
		Sand

COMMENTS:

LEGEND

- Cement/Bentonite Grout *Concrete*
- Bentonite Seal
- Silica Sandpack

Client: <i>NYSDEC</i>	Location: <i>#2-03-009</i>	Project No.: <i>11173842.80000</i>
<b>URS Corporation</b>	<b>SOIL GAS CONDUIT CONSTRUCTION DETAILS</b>	Well Number: <i>56-39</i>

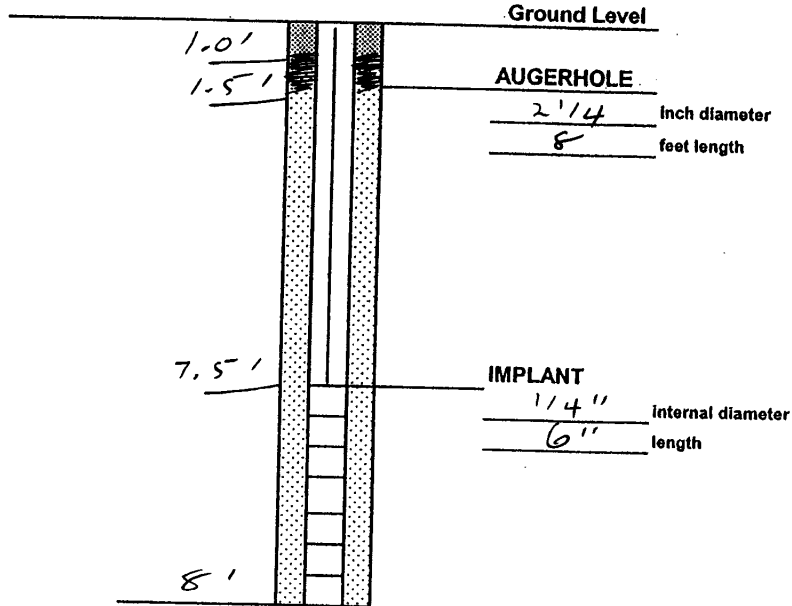
**DRILLING SUMMARY**

Geologist:  
Ned Berry  
Drilling Company:  
Zebra  
Driller:  
Charles / Luke  
Rig Make/Model:  
Bob-Cat Geoprobe  
Date:  
7/28/05

**GEOLOGIC LOG**

Depth(ft.)	Description
1/2	Concrete
4	SP-ML-CL
8	ML
EUB @ 8' bgs	

DEPTH



NOT TO SCALE

**WELL DESIGN**

CASING MATERIAL	SCREEN MATERIAL	FILTER MATERIAL
Surface: 2" Round Box Well: 3/8" x 1 1/4" Polyethylene	Type: 3/8" x 1 1/4" Stainless Steel Pore Diameter: 0.0057 inch	Type: Sand Setting: 1.5' - 8' SEAL MATERIAL Type: Bentonite Concrete Setting: 1' - 1.5' Sand 0' - 1'

**COMMENTS:**

**LEGEND**

- Cement/Bentonite Grout
- Concrete
- Bentonite Seal
- Silica Sandpack

Client: NYSDEC	Location: #2-03-009	Project No.: 11173842.80000
URS Corporation	SOIL GAS CONDUIT CONSTRUCTION DETAILS	Well Number: 56-40

**DRILLING SUMMARY**

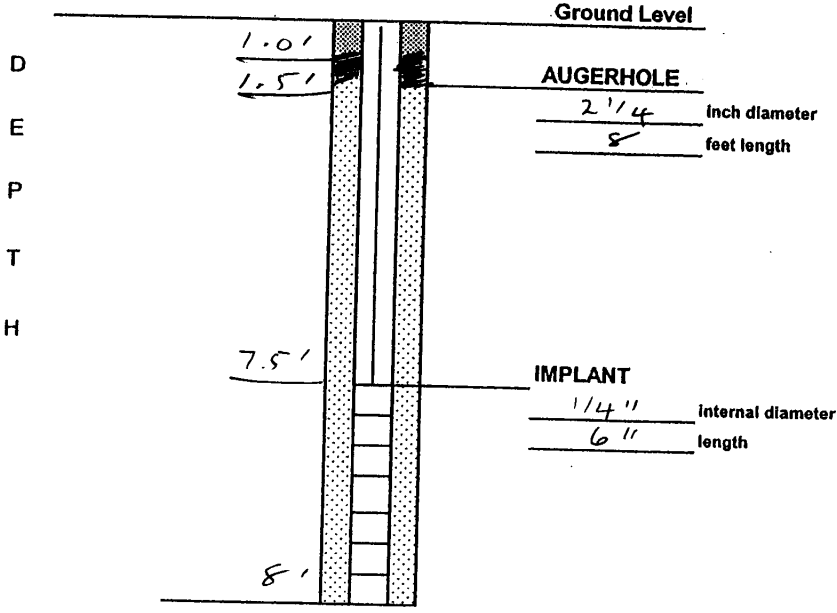
Geologist: Ned Berry  
 Drilling Company: Zebra  
 Driller: Charles / Luke  
 Rig Make/Model: Bob-Cut Geoprobe

Date: 7/28/05

**GEOLOGIC LOG**

Depth(ft.)	Description
1/2	Concrete
4	ML
8	ML

EoS @ 8' bgs



NOT TO SCALE

**WELL DESIGN**

CASING MATERIAL	SCREEN MATERIAL	FILTER MATERIAL
Surface: <u>2" Road Box</u>	Type: <u>3/8" x 1/4"</u>	Type: <u>Sand</u> Setting: <u>1.5' - 8'</u>
Well: <u>3/8" x 1/4"</u> <u>polyethylene</u>	<u>Stainless steel</u> Pore Diameter: 0.0057 inch	<b>SEAL MATERIAL</b> Type: <u>Bentonite</u> Setting: <u>1' - 1.5'</u> Concrete Sand

**COMMENTS:**

**LEGEND**

- Cement/Bentonite Grout Concrete
- Bentonite Seal
- Silica Sandpack

Client: <u>NYSDEC</u>	Location: <u>#2-03-009</u>	Project No.: <u>11173842.8000</u>
<b>URS Corporation</b>	<b>SOIL GAS CONDUIT CONSTRUCTION DETAILS</b>	Well Number: <u>SG-41</u>

**ATTACHMENT B**

**FIELD LOGS**

**Soil Gas Conduit Sampling Logs**



## Summa Canister Sampling Field Data Sheet

Site: North of 720 Melrose Avenue  
 Samplers: Ned Berry + George Nemeth  
 Date: 8/2/05

Sample #	SB-8	SB-5	SB-37		
Location	414 E. 155 St.	402 E. 155 St.	385 E. 155 St.		
Summa Canister ID (Lab ID, if provided)	NA	NA	NA		
Additional Tubing Added (silicone)	NO/ <input checked="" type="checkbox"/> YES - How much 8"	NO/ <input checked="" type="checkbox"/> YES - How much 8"	NO/ <input checked="" type="checkbox"/> YES - How much 8"	NO/ YES - How much	NO/ YES - How much
Purge Time (Start)	1145	1154	1213		
Purge Time (Stop)	1150	1159	1218		
Total Purge Time (min)	5	5	5		
Pressure Gauge - before sampling	30	30	30		
Sample Time (Start)	1221	1221	1219		
Sample Time (Stop)	1321	1321	1319		
Total Sample Time (min)	60	60	60		
Pressure Gauge - after sampling	8.5	7	8		
Canister Pressure Went To Ambient Pressure?	YES/ <input checked="" type="checkbox"/> NO	YES/ <input checked="" type="checkbox"/> NO	YES/ <input checked="" type="checkbox"/> NO	YES/NO	YES/NO
General Comments: Samples analyzed for TO-15.					

## Summa Canister Sampling Field Data Sheet

Site: North of 720 Melrose Avenue  
 Samplers: Neil Berry + George Nemeth  
 Date: 8/2/05

Sample #	SG-27	SG-30	SG-29	SG-28	SG-41
Location	385 E. 154 St.	415 E. 154 St.	409-411 E. 154 St.	405 E. 154 St.	690 Melrose
Summa Canister ID (Lab ID, if provided)	NA	NA	NA	NA	NA
Additional Tubing Added (Silicone)	NO/ <input checked="" type="checkbox"/> YES - How much 8"	NO/ <input checked="" type="checkbox"/> YES - How much 8"	NO/ <input checked="" type="checkbox"/> YES - How much 8"	NO/ <input checked="" type="checkbox"/> YES - How much 8"	NO/ <input checked="" type="checkbox"/> YES - How much 8"
Purge Time (Start)	0844	0859	0906	0913	0919
Purge Time (Stop)	0849	0904	0911	0918	0924
Total Purge Time (min)	5	5	5	5	5
Pressure Gauge - before sampling	30	29	17.4	30	30
Sample Time (Start)	0943	0945	1006	0944	0947
Sample Time (Stop)	1043	1045	1048	1044	1047
Total Sample Time (min)	60	60	42*	60	60
Pressure Gauge - after sampling	9	15	2	2.5	8.5
Canister Pressure Went To Ambient Pressure?	YES/ <input checked="" type="checkbox"/> NO	YES/ <input checked="" type="checkbox"/> NO	YES/ <input checked="" type="checkbox"/> NO	YES/ <input checked="" type="checkbox"/> NO	YES/ <input checked="" type="checkbox"/> NO
General Comments: Samples analyzed for TO-15. * Sample start time = 0945 but no pressure change after 21 minutes. Moved tubing at 1006.					

## Summa Canister Sampling Field Data Sheet

Site: North of 720 Melrose Avenue  
 Samplers: Ned Berry + George Newirth  
 Date: 8/2/05

Sample #	SG-32	SG-31	Ambient 1	SG-15	SG-13
Location	690 Melrose	400 E. 155 St.	SG-32	428 E. 155 St.	418 E. 155 St.
Summa Canister ID (Lab ID, if provided)	NA	NA	NA	NA	NA
Additional Tubing Added (Silicone)	NO/ <input checked="" type="checkbox"/> YES - How much 8"	NO/ <input checked="" type="checkbox"/> YES - How much 8"	NO/ <input type="checkbox"/> YES - How much	NO/ <input checked="" type="checkbox"/> YES - How much 8"	NO/ <input checked="" type="checkbox"/> YES - How much 8"
Purge Time (Start)	0925	0932	NA	1131	1203
Purge Time (Stop)	0930	0937	NA	1136	1208
Total Purge Time (min)	5	5	NA	5	5
Pressure Gauge - before sampling	30	29.75	30	30	30
Sample Time (Start)	0947	0937	0948	1222	1222
Sample Time (Stop)	1047	1037	1048	1322	1322
Total Sample Time (min)	60	60	60	60	60
Pressure Gauge - after sampling	5	5	9.5	6	8.25
Canister Pressure Went To Ambient Pressure?	YES/ <input checked="" type="checkbox"/> NO	YES/ <input checked="" type="checkbox"/> NO	YES/ <input checked="" type="checkbox"/> NO	YES/ <input checked="" type="checkbox"/> NO	YES/ <input checked="" type="checkbox"/> NO
General Comments: <div style="padding-left: 20px;">Samples analyzed for TO-15.</div>					

## Summa Canister Sampling Field Data Sheet

Site: North of 720 McIrose Avenue  
 Samplers: Neil Berry + George Nemeth  
 Date: 8/2/05

Sample #	SG-38	SG-39	SG-33	SG-40	SG-26
Location	392 E. 155 St.	705 McIrose	695 McIrose	687/689 McIrose	395 E. 154 St.
Summa Canister ID (Lab ID, if provided)	NA	NA	NA	NA	NA
Additional Tubing Added (silicone)	NO/ <input checked="" type="checkbox"/> YES - How much 8"	NO/ <input checked="" type="checkbox"/> YES - How much 8"	NO/ <input checked="" type="checkbox"/> YES - How much 8"	NO/ <input checked="" type="checkbox"/> YES - How much 8"	NO/ <input checked="" type="checkbox"/> YES - How much 8"
Purge Time (Start)	0800	0809	0819	0829	0837
Purge Time (Stop)	0805	0814	0824	0834	0842
Total Purge Time (min)	5	5	5	5	5
Pressure Gauge - before sampling	30	30	30	30	30
Sample Time (Start)	0939	0940	0941	0941	0942
Sample Time (Stop)	1039	1040	1041	1041	1042
Total Sample Time (min)	60	60	60	60	60
Pressure Gauge - after sampling	5	3.5	4	5	1
Canister Pressure Went To Ambient Pressure?	YES/ <input checked="" type="checkbox"/> NO	YES/ <input checked="" type="checkbox"/> NO	YES/ <input checked="" type="checkbox"/> NO	YES/ <input checked="" type="checkbox"/> NO	YES/ <input checked="" type="checkbox"/> NO
General Comments: Samples analyzed for T <sub>0</sub> -15.					

## Summa Canister Sampling Field Data Sheet

Site: North of 720 Melrose Avenue  
 Samplers: Ned Berry + George Nemeth  
 Date: 8/3/05

Sample #	SG-18	SG-9	SG-10	SG-16	Ambient 2
Location	E. 156 St.	721 Melrose	Eng. 71 Ind. 55	396 E. 155 St.	Near SG-34
Summa Canister ID (Lab ID, if provided)	NA	NA	NA	NA	NA
Additional Tubing Added (Silicone)	<input checked="" type="checkbox"/> YES - How much 8"	<input checked="" type="checkbox"/> YES - How much 8"	<input checked="" type="checkbox"/> YES - How much 8"	<input checked="" type="checkbox"/> YES - How much 8"	<input type="checkbox"/> YES - How much <input checked="" type="checkbox"/> NO
Purge Time (Start)	0815	0827	0848	0917	NA
Purge Time (Stop)	0820	0832	0853	0922	NA
Total Purge Time (min)	5	5	5	5	NA
Pressure Gauge - before sampling	30	30	29.5	28	30
Sample Time (Start)	0941	0941	0943	0942	0932
Sample Time (Stop)	1041	1041	1043	1042	1032
Total Sample Time (min)	60	60	60	60	60
Pressure Gauge - after sampling	4.5	10	4.5	4.75	5
Canister Pressure Went To Ambient Pressure?	YES/ <input checked="" type="checkbox"/> NO	YES/ <input checked="" type="checkbox"/> NO	YES/ <input checked="" type="checkbox"/> NO	YES/ <input checked="" type="checkbox"/> NO	YES/ <input checked="" type="checkbox"/> NO

General Comments:  
 Samples analyzed for TO-15.  
 Car idling near Ambient 2 during sampling.  
 Attempted to sample SG-36 twice - vacuum in well.

SG-23 destroyed.  
 SG-11 not found (possibly destroyed).  
 Summa cans 3397, 51485, 3349, 1373 and 12329 not used.  
 Summa can 1129 valve open upon receipt.

Summa can 2958 opened by pedestrian (1st run at SG-19).  
 No duplicate fittings provided by lab.

## Summa Canister Sampling Field Data Sheet

Site: North of 720 Melrose Avenue  
 Samplers: Ned Berry + George Nemeth  
 Date: 8/3/05

Sample #	SG-34	SG-35	SG-12	SG-22	SG-19
Location	E. 156 St.	747 Melrose	747 Melrose	Melrose Ave.	385-387 E. 157 St
Summa Canister ID (Lab ID, if provided)	NA	NA	NA	NA	NA
Additional Tubing Added (Silicone)	<input checked="" type="checkbox"/> YES - How much 8"	<input checked="" type="checkbox"/> YES - How much 8"	<input checked="" type="checkbox"/> YES - How much 8"	<input checked="" type="checkbox"/> YES - How much 8"	<input checked="" type="checkbox"/> YES - How much 8"
Purge Time (Start)	0726	0732	0741	0753	0801
Purge Time (Stop)	0731	0737	0746	0758	0806
Total Purge Time (min)	5	5	5	5	5
Pressure Gauge - before sampling	29.5	29.5	30	30	30
Sample Time (Start)	0933	0934	0935	0936	0946
Sample Time (Stop)	1033	1034	1035	1023	1046
Total Sample Time (min)	60	60	60	47	60
Pressure Gauge - after sampling	4.5	5	12	2	9.5
Canister Pressure Went To Ambient Pressure?	YES/ <input checked="" type="radio"/> NO	YES/ <input checked="" type="radio"/> NO	YES/ <input checked="" type="radio"/> NO	YES/ <input checked="" type="radio"/> NO	YES/ <input checked="" type="radio"/> NO
General Comments: <div style="padding-left: 20px;">Samples analyzed for TO-15.</div>					

**ATTACHMENT C**

**DATA USABILITY SUMMARY REPORT**

**INCLUDING FORM IS**

**DATA USABILITY SUMMARY REPORT**

**NORTH OF 720 MELROSE AVENUE**

**SITE NO. 2-03-009**

**WORK ASSIGNMENT D003825-50**

**Analyses Performed by:**

**SEVERN-TRENT LABORATORIES -KNOXVILLE**

**Prepared by:**

**URS CORPORATION  
77 GOODELL STREET  
BUFFALO, NY 14203**

**NOVEMBER 2005**



## TABLE OF CONTENTS

	<u>Page No.</u>
I. INTRODUCTION .....	1
II. ANALYTICAL METHODOLOGIES AND DATA VALIDATION .....	1
III. DATA DELIVERABLE COMPLETENESS .....	2
IV. HOLDING TIMES/SAMPLE RECEIPT .....	2
V. NON-CONFORMANCES.....	2
VI. SUMMARY .....	2

## TABLES (Following Text)

Table 1	Summary of Data Qualifications
Table 2	Validated Soil Gas and Ambient Air Analytical Results

## APPENDICES

Appendix A	Support Documentation
Appendix B	Validated Form I's

## I. INTRODUCTION

This Data Usability Summary Report (DUSR) has been prepared following the guidelines provided in New York State Department of Environmental Conservation (NYSDEC) Division of Environmental Remediation *Guidance for the Development of Data Usability Summary Reports (DUSR)*, dated June 1999. This DUSR discussed the soil gas and ambient air samples collected August 2-3, 2005.

## II. ANALYTICAL METHODOLOGIES AND DATA VALIDATION

The data being evaluated is from the August 2-3, 2005 sampling of 26 soil gas samples and 2 ambient air samples. The analytical laboratory that performed the analyses is Severn-Trent Laboratories, Inc. (STL) located in Knoxville, TN (STL-Knoxville). The samples were analyzed for volatile organic compounds (VOCs) following USEPA Compendium Method TO-15, *Determination of VOCs in Air Collected in Specially Prepared Canisters and Analyzed By Gas Chromatography/Mass Spectrometry (GC/MS)*.

Table 1 summarizes the data qualification applied to the sample results. The validated analytical results are presented in Table 2.

A limited data validation was performed following the guidelines in USEPA Region II *Validating Canisters of Volatile Organics in Ambient Air, Rev. 0*, April 1994. Qualifications applied to the data include 'J' (estimated concentration), 'UJ' (estimated quantitation limit), and 'U' (not detected). Documentation supporting the qualification of data is presented in Appendix A. Copies of the validated laboratory results (i.e., Form I's) are presented in Appendix B. Only problems affecting data usability are discussed in this report.

The ambient air sample is considered to be representative of ambient air conditions. Since the soil gas samples are collected approximately 8 feet below ground surface through soil gas conduits, and the ambient air sample represents the air in the breathing zone, the results of the ambient air samples have not been used to qualify the soil gas samples.

### **III. DATA DELIVERABLE COMPLETENESS**

The laboratory deliverable data packages were equivalent to NYSDEC Analytical Services Protocol (ASP) Category B requirements. Several samples were analyzed at a dilution due to elevated levels of target compounds. The reporting limits for the non-detect compounds represent the lowest achievable at the diluted levels.

### **IV. HOLDING TIMES/SAMPLE RECEIPT**

All samples were received by the laboratory intact and analyzed within the holding time.

### **V. NON-CONFORMANCES**

#### Initial and Continuing Calibrations

The relative percent standard deviation (%RSD) in the initial calibration (ICAL) exceeded the quality control (QC) limit (i.e., > 30%) for dodecane. The detected results for dodecane in the samples listed on Table 1 have been qualified 'J'.

The percent difference (%D) between the ICAL average relative response factor (RRF) and continuing calibration (CCAL) RRF exceeded the QC limit (i.e., >25%) for acrolein, acetone, bromoform, dibromochloromethane, ethyl ether, n-dodecane, and/or methanol. The results for these compounds in the samples listed on Table 1 have been qualified 'J' or 'UJ.'

Documentation supporting the qualification of data (e.g., Autosampler Run log, Initial Calibration Form, Continuing Calibration Form) is presented in Appendix A.

### **VI. SUMMARY**

All sample analyses were found to be compliant with the method criteria, except where previously noted in the non-conformances section. Those results qualified 'J' (estimated) or 'UJ'

(estimated reporting limit) are considered conditionally usable. Those results qualified 'U' are considered non-detect. All other sample results are usable as reported. URS does not recommend the re-collection of any samples at this time.

**Prepared By:** Ann Marie Kropovitch, Chemist



**Date:**

11/23/05

**Reviewed By:** George E. Kisluk, Senior Chemist



**Date:**

11/23/05

## **DEFINITIONS OF USEPA REGION II DATA QUALIFIERS**

- U – The analyte was analyzed for, but was not detected above the reported sample quantitation limit.
- J – The analyte was positively identified; the associated numerical value is the approximate concentration of the analyte in the sample.
- UJ – The analyte was not detected above the reported sample quantitation limit. However, the reported quantitation limit is approximate and may or may not represent the actual limit of quantitation necessary to accurately and precisely measure the analyte in the sample.

**TABLE 1  
SUMMARY OF DATA QUALIFICATIONS**

SAMPLE ID	FRACTION	ANALYTICAL DEVIATION	QUALIFICATION
SG-31, SG-33	VOCs	ICAL %RSD > 30% for dodecane.	Qualify detected results 'J'.
Ambient 1, Ambient 2, SG-27, SG-28, SG-31, SG-34, SG-38, SG-39.	VOCs	CCAL %D > 25% for methanol, ethyl ether, acrolein, acetone, dibromochloromethane, bromoform, and n-dodecane.	Qualify detected results 'J' and non-detect results 'UJ'.
SG-5, SG-8, SG-9, SG-10, SG-12, SG-13, SG-15, SG-16, SG-18, SG-19, SG-22, SG-26, SG-29, SG-30, SG-32, SG-33, SG-35, SG-37, SG-40, SG-41.	VOCs	CCAL %D > 25% for methanol, ethyl ether, acrolein, and acetone.	Qualify detected results 'J' and non-detect results 'UJ'.

**TABLE 2**  
**VALIDATED SOIL GAS AND AMBIENT AIR RESULTS**  
**NORTH OF 720 MELROSE AVENUE**

Location ID		AMBIENT 1	AMBIENT 2	SG-05	SG-08	SG-09
Sample ID		AMBIENT 1	AMBIENT 2	SG-5	SG-8	SG-9
Matrix		Ambient Air	Ambient Air	Soil Gas	Soil Gas	Soil Gas
Depth Interval (ft)		-	-	-	-	-
Date Sampled		08/02/05	08/03/05	08/02/05	08/02/05	08/03/05
Parameter	Units					
<b>Volatile Organic Compounds</b>						
1,1,1-Trichloroethane	PPBV	0.33 U	0.29 U	0.85 U	3.0 U	1.6 U
1,1,2,2-Tetrachloroethane	PPBV	0.33 U	0.29 U	0.85 U	3.0 U	1.6 U
1,1,2-Trichloro-1,2,2-trifluoroethane	PPBV	0.33 U	0.29 U	0.85 U	3.0 U	1.7
1,1,2-Trichloroethane	PPBV	0.33 U	0.29 U	0.85 U	3.0 U	1.6 U
1,1-Dichloroethane	PPBV	0.33 U	0.29 U	0.85 U	3.0 U	1.6 U
1,1-Dichloroethene	PPBV	0.33 U	0.29 U	0.85 U	3.0 U	1.6 U
1,2,4-Trichlorobenzene	PPBV	1.7 U	1.5 U	4.2 U	15 U	7.8 U
1,2,4-Trimethylbenzene	PPBV	0.33 U	0.32	8.0	5.3	3.6
1,2-Dibromoethane (Ethylene dibromide)	PPBV	0.33 U	0.29 U	0.85 U	3.0 U	1.6 U
1,2-Dichlorobenzene	PPBV	0.33 U	0.29 U	0.85 U	3.0 U	1.6 U
1,2-Dichloroethane	PPBV	0.33 U	0.29 U	0.85 U	3.0 U	1.6 U
1,2-Dichloroethene (cis)	PPBV	0.33 U	0.29 U	0.85 U	3.0 U	1.6 U
1,2-Dichloroethene (trans)	PPBV	0.33 U	0.29 U	0.85 U	3.0 U	1.6 U
1,2-Dichloropropane	PPBV	0.33 U	0.29 U	0.85 U	3.0 U	1.6 U
1,2-Dichlorotetrafluoroethane	PPBV	0.33 U	0.29 U	0.85 U	3.0 U	1.6 U
1,3,5-Trimethylbenzene (Mesitylene)	PPBV	0.33 U	0.29 U	2.1	3.0 U	1.6 U
1,3-Butadiene	PPBV	0.33 U	0.29 U	0.85 U	3.0 U	1.6 U
1,3-Dichlorobenzene	PPBV	0.33 U	0.29 U	7.1	6.2	4.2
1,3-Dichloropropene (cis)	PPBV	0.33 U	0.29 U	0.85 U	3.0 U	1.6 U
1,3-Dichloropropene (trans)	PPBV	0.33 U	0.29 U	0.85 U	3.0 U	1.6 U
1,4-Dichlorobenzene	PPBV	0.33 U	0.29 U	0.85 U	3.0 U	1.6 U
1-Butanol	PPBV	0.84 U	0.74 U	4.0	7.6 U	3.9
2-Hexanone	PPBV	0.84 U	0.74 U	2.1 U	7.6 U	3.9 U

Flags assigned during chemistry validation are shown.

MADE BY:AMK 09/27/05

CHECKED BY: GEK 09/27/05

**Detection Limits shown are PQL**

**TABLE 2**  
**VALIDATED SOIL GAS AND AMBIENT AIR RESULTS**  
**NORTH OF 720 MELROSE AVENUE**

Location ID		AMBIENT 1	AMBIENT 2	SG-05	SG-08	SG-09
Sample ID		AMBIENT 1	AMBIENT 2	SG-5	SG-8	SG-9
Matrix		Ambient Air	Ambient Air	Soil Gas	Soil Gas	Soil Gas
Depth Interval (ft)		-	-	-	-	-
Date Sampled		08/02/05	08/03/05	08/02/05	08/02/05	08/03/05
Parameter	Units					
<b>Volatile Organic Compounds</b>						
3-Chloropropene	PPBV	0.33 U	0.29 U	0.85 U	3.0 U	1.6 U
4-Methyl-2-pentanone	PPBV	0.84 U	0.74 U	2.1 U	7.6 U	3.9 U
Acetone	PPBV	8.4 UJ	7.4 UJ	27 J	76 UJ	39 UJ
Acetonitrile	PPBV	1.7 U	1.5 U	4.2 U	15 U	7.8 U
Acrolein	PPBV	0.86 J	0.74 UJ	2.9 J	7.6 UJ	4.1 J
Acrylonitrile	PPBV	0.84 U	0.74 U	2.1 U	7.6 U	3.9 U
alpha-Methylstyrene	PPBV	0.33 U	0.29 U	0.85 U	3.0 U	1.6 U
Benzene	PPBV	0.37	0.48	0.85 U	3.0 U	1.6 U
Benzyl chloride	PPBV	0.33 U	0.29 U	0.85 U	3.0 U	1.6 U
Bromodichloromethane	PPBV	0.33 U	0.29 U	0.85 U	3.0 U	1.6 U
Bromoform	PPBV	0.33 UJ	0.29 UJ	0.85 U	3.0 U	1.6 U
Bromomethane	PPBV	0.33 U	0.29 U	0.85 U	3.0 U	1.6 U
Carbon disulfide	PPBV	0.33 U	0.29 U	0.85 U	3.0 U	6.1
Carbon tetrachloride	PPBV	0.33 U	0.29 U	0.85 U	3.0 U	1.6 U
Chlorobenzene	PPBV	0.33 U	0.29 U	0.85 U	3.0 U	1.6 U
Chlorodifluoromethane	PPBV	0.42	1.1	0.85 U	3.0 U	1.6 U
Chloroethane	PPBV	0.33 U	0.29 U	0.85 U	3.0 U	1.6 U
Chloroform	PPBV	0.33 U	0.29 U	5.9	9.4	23
Chloromethane	PPBV	0.84 U	0.74 U	2.1 U	7.6 U	3.9 U
Cyclohexane	PPBV	0.84 U	0.74 U	2.2	7.6 U	3.9 U
Dibromochloromethane	PPBV	0.33 UJ	0.29 UJ	0.85 U	3.0 U	1.6 U
Dibromomethane	PPBV	0.33 U	0.29 U	0.85 U	3.0 U	1.6 U
Dichlorodifluoromethane	PPBV	0.62	0.63	0.85 U	3.0 U	1.6 U

Flags assigned during chemistry validation are shown.

MADE BY:AMK 09/27/05

CHECKED BY: GEK 09/27/05

**Detection Limits shown are PQL**



**TABLE 2  
VALIDATED SOIL GAS AND AMBIENT AIR RESULTS  
NORTH OF 720 MELROSE AVENUE**

Location ID		AMBIENT 1	AMBIENT 2	SG-05	SG-08	SG-09
Sample ID		AMBIENT 1	AMBIENT 2	SG-5	SG-8	SG-9
Matrix		Ambient Air	Ambient Air	Soil Gas	Soil Gas	Soil Gas
Depth Interval (ft)		-	-	-	-	-
Date Sampled		08/02/05	08/03/05	08/02/05	08/02/05	08/03/05
Parameter	Units					
<b>Volatile Organic Compounds</b>						
Ethyl ether	PPBV	0.84 UJ	0.74 UJ	2.1 UJ	7.6 UJ	3.9 UJ
Ethylbenzene	PPBV	0.33 U	0.29 U	6.9	7.0	3.2
Heptane	PPBV	0.33 U	0.29 U	0.85 U	3.0 U	1.6 U
Hexachlorobutadiene	PPBV	1.7 U	1.5 U	4.2 U	15 U	7.8 U
Hexane	PPBV	0.33 U	0.48	0.89	3.0 U	1.6 U
Isopropylbenzene (Cumene)	PPBV	0.33 U	0.29 U	0.85 U	3.0 U	1.6 U
Methyl ethyl ketone (2-Butanone)	PPBV	0.84 U	0.80 U	2.1 U	7.6 U	3.9 U
Methyl tert-butyl ether	PPBV	0.84 U	0.74 U	7.4	7.6 U	4.7
Methylene chloride	PPBV	0.84 U	0.74 U	2.1 U	7.6 U	3.9 U
n-Butane	PPBV	0.76	1.2	0.85 U	3.0 U	1.6 U
Methanol	PPBV	17 UJ	15 UJ	180 J	180 J	160 J
Naphthalene	PPBV	0.84 U	0.74 U	2.1 U	7.6 U	3.9 U
Nonane	PPBV	0.33 U	0.29 U	2.2	3.0 U	2.5
n-Decane	PPBV	0.33 U	0.29 U	7.4	4.7	5.7
n-Dodecane	PPBV	1.7 UJ	1.5 UJ	4.2 U	15 U	7.8 U
n-Octane	PPBV	0.33 U	0.29 U	5.0	4.1	2.3
n-Propylbenzene	PPBV	0.33 U	0.29 U	1.1	3.0 U	1.6 U
n-Undecane	PPBV	1.7 U	1.5 U	4.2 U	15 U	7.8 U
Pentane	PPBV	0.84 U	0.74 U	2.1 U	7.6 U	3.9 U
Styrene	PPBV	0.33 U	0.29 U	0.85 U	3.0 U	1.6 U
Tetrachloroethene	PPBV	0.33 U	0.31	65	220	84
Toluene	PPBV	0.85	1.6	12	17	15
Trichloroethene	PPBV	0.33 U	0.29 U	2.8	3.0 U	2.8

Flags assigned during chemistry validation are shown.

MADE BY:AMK 09/27/05

CHECKED BY: GEK 09/27/05

**Detection Limits shown are PQL**

**TABLE 2**  
**VALIDATED SOIL GAS AND AMBIENT AIR RESULTS**  
**NORTH OF 720 MELROSE AVENUE**

Location ID		AMBIENT 1	AMBIENT 2	SG-05	SG-08	SG-09
Sample ID		AMBIENT 1	AMBIENT 2	SG-5	SG-8	SG-9
Matrix		Ambient Air	Ambient Air	Soil Gas	Soil Gas	Soil Gas
Depth Interval (ft)		-	-	-	-	-
Date Sampled		08/02/05	08/03/05	08/02/05	08/02/05	08/03/05
Parameter	Units					
<b>Volatile Organic Compounds</b>						
Trichlorofluoromethane	PPBV	0.33 U	0.29 U	1.1	3.6	1.6 U
Vinyl acetate	PPBV	0.84 U	0.74 U	2.1 U	7.6 U	3.9 U
Vinyl chloride	PPBV	0.33 U	0.29 U	0.85 U	3.0 U	1.6 U
Xylene (total)	PPBV	0.36	0.69	22	30	9.2

Flags assigned during chemistry validation are shown.

MADE BY:AMK 09/27/05

CHECKED BY: GEK 09/27/05

**Detection Limits shown are PQL**

**TABLE 2**  
**VALIDATED SOIL GAS AND AMBIENT AIR RESULTS**  
**NORTH OF 720 MELROSE AVENUE**

Location ID		SG-10	SG-12	SG-13	SG-15	SG-16
Sample ID		SG-10	SG-12	SG-13	SG-15	SG-16
Matrix		Soil Gas	Soil Gas	Soil Gas	Soil Gas	Soil Gas
Depth Interval (ft)		-	-	-	-	-
Date Sampled		08/03/05	08/03/05	08/02/05	08/02/05	08/03/05
Parameter	Units					
<b>Volatile Organic Compounds</b>						
1,1,1-Trichloroethane	PPBV	1.5	1.5 U	0.61 U	3.1 U	1.5 U
1,1,2,2-Tetrachloroethane	PPBV	0.61 U	1.5 U	0.61 U	3.1 U	1.5 U
1,1,2-Trichloro-1,2,2-trifluoroethane	PPBV	0.61 U	1.5 U	0.61 U	3.1 U	1.5 U
1,1,2-Trichloroethane	PPBV	0.61 U	1.5 U	0.61 U	3.1 U	1.5 U
1,1-Dichloroethane	PPBV	0.61 U	1.5 U	0.61 U	3.1 U	1.5 U
1,1-Dichloroethene	PPBV	0.61 U	1.5 U	0.61 U	3.1 U	1.5 U
1,2,4-Trichlorobenzene	PPBV	3.1 U	7.7 U	3.1 U	16 U	7.6 U
1,2,4-Trimethylbenzene	PPBV	2.6	3.1	5.6	5.6	2.9
1,2-Dibromoethane (Ethylene dibromide)	PPBV	0.61 U	1.5 U	0.61 U	3.1 U	1.5 U
1,2-Dichlorobenzene	PPBV	0.61 U	1.5 U	0.61 U	3.1 U	1.5 U
1,2-Dichloroethane	PPBV	0.61 U	1.5 U	0.61 U	3.1 U	1.5 U
1,2-Dichloroethene (cis)	PPBV	0.61 U	1.5 U	0.61 U	3.1 U	1.5 U
1,2-Dichloroethene (trans)	PPBV	0.61 U	1.5 U	0.61 U	3.1 U	1.5 U
1,2-Dichloropropane	PPBV	0.61 U	1.5 U	0.61 U	3.1 U	1.5 U
1,2-Dichlorotetrafluoroethane	PPBV	0.61 U	1.5 U	0.61 U	3.1 U	1.5 U
1,3,5-Trimethylbenzene (Mesitylene)	PPBV	0.83	1.5 U	1.6	3.1 U	1.5 U
1,3-Butadiene	PPBV	0.61 U	1.5 U	0.61 U	3.1 U	1.5 U
1,3-Dichlorobenzene	PPBV	1.9	2.9	4.1	6.4	3.0
1,3-Dichloropropene (cis)	PPBV	0.61 U	1.5 U	0.61 U	3.1 U	1.5 U
1,3-Dichloropropene (trans)	PPBV	0.61 U	1.5 U	0.61 U	3.1 U	1.5 U
1,4-Dichlorobenzene	PPBV	0.61 U	1.5 U	0.61 U	3.1 U	1.5 U
1-Butanol	PPBV	1.8	4.4	3.1	7.8 U	3.8
2-Hexanone	PPBV	1.5 U	3.8 U	1.5 U	7.8 U	3.8 U

Flags assigned during chemistry validation are shown.

MADE BY:AMK 09/27/05

CHECKED BY: GEK 09/27/05

**Detection Limits shown are PQL**

**TABLE 2**  
**VALIDATED SOIL GAS AND AMBIENT AIR RESULTS**  
**NORTH OF 720 MELROSE AVENUE**

Location ID		SG-10	SG-12	SG-13	SG-15	SG-16
Sample ID		SG-10	SG-12	SG-13	SG-15	SG-16
Matrix		Soil Gas	Soil Gas	Soil Gas	Soil Gas	Soil Gas
Depth Interval (ft)		-	-	-	-	-
Date Sampled		08/03/05	08/03/05	08/02/05	08/02/05	08/03/05
Parameter	Units					
<b>Volatile Organic Compounds</b>						
3-Chloropropene	PPBV	0.61 U	1.5 U	0.61 U	3.1 U	1.5 U
4-Methyl-2-pentanone	PPBV	1.5 U	3.8 U	1.5 U	7.8 U	3.8 U
Acetone	PPBV	15 UJ	38 UJ	21 J	78 UJ	38 UJ
Acetonitrile	PPBV	3.1 U	7.7 U	3.1 U	16 U	7.6 U
Acrolein	PPBV	3.0 J	3.8 UJ	2.7 J	7.8 UJ	3.8 UJ
Acrylonitrile	PPBV	1.5 U	3.8 U	1.5 U	7.8 U	3.8 U
alpha-Methylstyrene	PPBV	0.61 U	1.5 U	0.61 U	3.1 U	1.5 U
Benzene	PPBV	0.61 U	1.5 U	0.61 U	3.1 U	1.5 U
Benzyl chloride	PPBV	0.61 U	1.5 U	0.61 U	3.1 U	1.5 U
Bromodichloromethane	PPBV	0.61 U	1.5 U	0.61 U	3.1 U	1.5 U
Bromoform	PPBV	0.61 U	1.5 U	0.61 U	3.1 U	1.5 U
Bromomethane	PPBV	0.61 U	1.5 U	0.61 U	3.1 U	1.5 U
Carbon disulfide	PPBV	4.9	4.1	0.61 U	3.1 U	4.4
Carbon tetrachloride	PPBV	0.61 U	1.5 U	0.61 U	3.1 U	1.5 U
Chlorobenzene	PPBV	0.61 U	1.5 U	0.61 U	3.1 U	1.5 U
Chlorodifluoromethane	PPBV	0.61 U	1.5 U	0.61 U	3.1 U	1.6
Chloroethane	PPBV	0.61 U	1.5 U	0.61 U	3.1 U	1.5 U
Chloroform	PPBV	15	3.6	16	40	24
Chloromethane	PPBV	1.5 U	3.8 U	1.5 U	7.8 U	3.8 U
Cyclohexane	PPBV	1.8	3.8 U	2.9	7.8 U	3.8 U
Dibromochloromethane	PPBV	0.61 U	1.5 U	0.61 U	3.1 U	1.5 U
Dibromomethane	PPBV	0.61 U	1.5 U	0.61 U	3.1 U	1.5 U
Dichlorodifluoromethane	PPBV	38	1.5 U	0.80	3.1 U	1.5 U

Flags assigned during chemistry validation are shown.

MADE BY:AMK 09/27/05

CHECKED BY: GEK 09/27/05

**Detection Limits shown are PQL**

**TABLE 2**  
**VALIDATED SOIL GAS AND AMBIENT AIR RESULTS**  
**NORTH OF 720 MELROSE AVENUE**

Location ID		SG-10	SG-12	SG-13	SG-15	SG-16
Sample ID		SG-10	SG-12	SG-13	SG-15	SG-16
Matrix		Soil Gas	Soil Gas	Soil Gas	Soil Gas	Soil Gas
Depth Interval (ft)		-	-	-	-	-
Date Sampled		08/03/05	08/03/05	08/02/05	08/02/05	08/03/05
Parameter	Units					
<b>Volatile Organic Compounds</b>						
Ethyl ether	PPBV	1.5 UJ	3.8 UJ	1.5 UJ	7.8 UJ	3.8 UJ
Ethylbenzene	PPBV	3.1	3.6	7.1	7.8	3.2
Heptane	PPBV	0.61 U	1.5 U	0.77	3.1 U	1.5 U
Hexachlorobutadiene	PPBV	3.1 U	7.7 U	3.1 U	16 U	7.6 U
Hexane	PPBV	1.0	2.5	1.1	3.1 U	1.5 U
Isopropylbenzene (Cumene)	PPBV	0.61 U	1.5 U	0.61 U	3.1 U	1.5 U
Methyl ethyl ketone (2-Butanone)	PPBV	1.5 U	3.8 U	4.0	7.8 U	3.8 U
Methyl tert-butyl ether	PPBV	3.3	4.2	6.3	7.8 U	5.6
Methylene chloride	PPBV	1.5 U	3.8 U	1.5 U	7.8 U	3.8 U
n-Butane	PPBV	0.61 U	1.5 U	0.61 U	3.1 U	1.5 U
Methanol	PPBV	110 J	130 J	150 J	170 J	180 J
Naphthalene	PPBV	1.5 U	3.8 U	1.5 U	7.8 U	3.8 U
Nonane	PPBV	1.5	1.9	2.2	3.1 U	1.6
n-Decane	PPBV	3.8	4.3	6.2	5.2	3.5
n-Dodecane	PPBV	3.1 U	7.7 U	3.1 U	16 U	7.6 U
n-Octane	PPBV	2.1	2.8	4.9	5.0	2.6
n-Propylbenzene	PPBV	0.61 U	1.5 U	0.78	3.1 U	1.5 U
n-Undecane	PPBV	3.1 U	7.7 U	3.1 U	16 U	7.6 U
Pentane	PPBV	1.5 U	3.8 U	1.5 U	7.8 U	3.8 U
Styrene	PPBV	0.61 U	1.5 U	0.61 U	3.1 U	1.5 U
Tetrachloroethene	PPBV	17	150	24	6.3	8.0
Toluene	PPBV	11	12	15	15	24
Trichloroethene	PPBV	0.61 U	1.5 U	0.61 U	3.1 U	1.5 U

Flags assigned during chemistry validation are shown.

MADE BY:AMK 09/27/05

CHECKED BY: GEK 09/27/05

**Detection Limits shown are PQL**

**TABLE 2**  
**VALIDATED SOIL GAS AND AMBIENT AIR RESULTS**  
**NORTH OF 720 MELROSE AVENUE**

Location ID		SG-10	SG-12	SG-13	SG-15	SG-16
Sample ID		SG-10	SG-12	SG-13	SG-15	SG-16
Matrix		Soil Gas	Soil Gas	Soil Gas	Soil Gas	Soil Gas
Depth Interval (ft)		-	-	-	-	-
Date Sampled		08/03/05	08/03/05	08/02/05	08/02/05	08/03/05
Parameter	Units					
<b>Volatile Organic Compounds</b>						
Trichlorofluoromethane	PPBV	1.6	1.5 U	0.78	4.2	1.5 U
Vinyl acetate	PPBV	1.5 U	3.8 U	1.5 U	7.8 U	3.8 U
Vinyl chloride	PPBV	0.61 U	1.5 U	0.61 U	3.1 U	1.5 U
Xylene (total)	PPBV	8.1	9.6	21	21	9.4

Flags assigned during chemistry validation are shown.

MADE BY:AMK 09/27/05

CHECKED BY: GEK 09/27/05

**Detection Limits shown are PQL**

**TABLE 2  
VALIDATED SOIL GAS AND AMBIENT AIR RESULTS  
NORTH OF 720 MELROSE AVENUE**

Location ID		SG-18	SG-19	SG-22	SG-26	SG-27
Sample ID		SG-18	SG-19	SG-22	SG-26	SG-27
Matrix		Soil Gas	Soil Gas	Soil Gas	Soil Gas	Soil Gas
Depth Interval (ft)		-	-	-	-	-
Date Sampled		08/03/05	08/03/05	08/03/05	08/02/05	08/02/05
Parameter	Units					
<b>Volatile Organic Compounds</b>						
1,1,1-Trichloroethane	PPBV	1,000 U	0.71	1.3 U	2.6 U	0.95 U
1,1,2,2-Tetrachloroethane	PPBV	1,000 U	0.64 U	1.3 U	2.6 U	0.95 U
1,1,2-Trichloro-1,2,2-trifluoroethane	PPBV	1,000 U	0.64 U	1.3 U	2.6 U	0.95 U
1,1,2-Trichloroethane	PPBV	1,000 U	0.64 U	1.3 U	2.6 U	0.95 U
1,1-Dichloroethane	PPBV	1,000 U	0.64 U	1.3 U	2.6 U	0.95 U
1,1-Dichloroethene	PPBV	1,000 U	0.64 U	1.3 U	2.6 U	0.95 U
1,2,4-Trichlorobenzene	PPBV	5,000 U	3.2 U	6.5 U	13 U	4.8 U
1,2,4-Trimethylbenzene	PPBV	1,000 U	0.64 U	1.9	3.7	1.6
1,2-Dibromoethane (Ethylene dibromide)	PPBV	1,000 U	0.64 U	1.3 U	2.6 U	0.95 U
1,2-Dichlorobenzene	PPBV	1,000 U	0.64 U	1.3 U	2.6 U	0.95 U
1,2-Dichloroethane	PPBV	1,000 U	0.64 U	1.3 U	2.6 U	0.95 U
1,2-Dichloroethene (cis)	PPBV	1,000 U	0.64 U	1.3 U	2.6 U	0.95 U
1,2-Dichloroethene (trans)	PPBV	1,000 U	0.64 U	1.3 U	2.6 U	0.95 U
1,2-Dichloropropane	PPBV	1,000 U	0.64 U	1.3 U	2.6 U	0.95 U
1,2-Dichlorotetrafluoroethane	PPBV	1,000 U	0.64 U	1.3 U	2.6 U	0.95 U
1,3,5-Trimethylbenzene (Mesitylene)	PPBV	1,000 U	0.64 U	1.3 U	2.6 U	0.95 U
1,3-Butadiene	PPBV	1,000 U	0.64 U	1.3 U	2.6 U	0.95 U
1,3-Dichlorobenzene	PPBV	1,000 U	0.64 U	1.3 U	2.6 U	1.1
1,3-Dichloropropene (cis)	PPBV	1,000 U	0.64 U	1.3 U	2.6 U	0.95 U
1,3-Dichloropropene (trans)	PPBV	1,000 U	0.64 U	1.3 U	2.6 U	0.95 U
1,4-Dichlorobenzene	PPBV	1,000 U	0.64 U	1.3 U	2.6 U	0.95 U
1-Butanol	PPBV	2,500 U	1.6	3.2 U	6.4 U	2.8
2-Hexanone	PPBV	2,500 U	1.6 U	3.2 U	6.4 U	2.4 U

Flags assigned during chemistry validation are shown.

MADE BY:AMK 09/27/05

CHECKED BY: GEK 09/27/05

**Detection Limits shown are PQL**

**TABLE 2**  
**VALIDATED SOIL GAS AND AMBIENT AIR RESULTS**  
**NORTH OF 720 MELROSE AVENUE**

Location ID		SG-18	SG-19	SG-22	SG-26	SG-27
Sample ID		SG-18	SG-19	SG-22	SG-26	SG-27
Matrix		Soil Gas	Soil Gas	Soil Gas	Soil Gas	Soil Gas
Depth Interval (ft)		-	-	-	-	-
Date Sampled		08/03/05	08/03/05	08/03/05	08/02/05	08/02/05
Parameter	Units					
<b>Volatile Organic Compounds</b>						
3-Chloropropene	PPBV	1,000 U	0.64 U	1.3 U	2.6 U	0.95 U
4-Methyl-2-pentanone	PPBV	2,500 U	1.6 U	3.2 U	6.4 U	2.4 U
Acetone	PPBV	25,000 UJ	24 J	32 UJ	64 UJ	28 J
Acetonitrile	PPBV	5,000 U	3.2 U	6.5 U	13 U	4.8 U
Acrolein	PPBV	2,500 UJ	2.4 J	3.2 UJ	6.4 UJ	2.4 UJ
Acrylonitrile	PPBV	2,500 U	1.6 U	3.2 U	6.4 U	2.4 U
alpha-Methylstyrene	PPBV	1,000 U	0.64 U	1.3 U	2.6 U	0.95 U
Benzene	PPBV	1,000 U	0.64 U	1.3 U	2.6 U	0.98
Benzyl chloride	PPBV	1,000 U	0.64 U	1.3 U	2.6 U	0.95 U
Bromodichloromethane	PPBV	1,000 U	0.64 U	1.3 U	2.6 U	0.95 U
Bromoform	PPBV	1,000 U	0.64 U	1.3 U	2.6 U	0.95 UJ
Bromomethane	PPBV	1,000 U	0.64 U	1.3 U	2.6 U	0.95 U
Carbon disulfide	PPBV	1,000 U	1.6	1.3 U	7.3	4.3
Carbon tetrachloride	PPBV	1,000 U	0.64 U	1.3 U	2.6 U	0.95 U
Chlorobenzene	PPBV	1,000 U	0.64 U	1.3 U	2.6 U	0.95 U
Chlorodifluoromethane	PPBV	1,000 U	0.64 U	1.3 U	2.6 U	0.95 U
Chloroethane	PPBV	1,000 U	0.64 U	1.3 U	2.6 U	0.95 U
Chloroform	PPBV	1,000 U	1.7	21	250	58
Chloromethane	PPBV	2,500 U	1.6 U	3.2 U	6.4 U	2.4 U
Cyclohexane	PPBV	2,800	1.6 U	3.2 U	45	64
Dibromochloromethane	PPBV	1,000 U	0.64 U	1.3 U	2.6 U	0.95 UJ
Dibromomethane	PPBV	1,000 U	0.64 U	1.3 U	2.6 U	0.95 U
Dichlorodifluoromethane	PPBV	1,000 U	0.65	2.3	2.6 U	1.3

Flags assigned during chemistry validation are shown.

MADE BY:AMK 09/27/05  
CHECKED BY: GEK 09/27/05

**Detection Limits shown are PQL**



**TABLE 2**  
**VALIDATED SOIL GAS AND AMBIENT AIR RESULTS**  
**NORTH OF 720 MELROSE AVENUE**

Location ID		SG-18	SG-19	SG-22	SG-26	SG-27
Sample ID		SG-18	SG-19	SG-22	SG-26	SG-27
Matrix		Soil Gas	Soil Gas	Soil Gas	Soil Gas	Soil Gas
Depth Interval (ft)		-	-	-	-	-
Date Sampled		08/03/05	08/03/05	08/03/05	08/02/05	08/02/05
Parameter	Units					
<b>Volatile Organic Compounds</b>						
Ethyl ether	PPBV	2,500 UJ	1.6 UJ	3.2 UJ	6.4 UJ	2.4 UJ
Ethylbenzene	PPBV	1,000 U	1.4	2.0	7.1	5.4
Heptane	PPBV	1,000 U	0.64 U	1.3 U	5.2	6.6
Hexachlorobutadiene	PPBV	5,000 U	3.2 U	6.5 U	13 U	4.8 U
Hexane	PPBV	1,000 U	0.90	1.8	2.6 U	2.4
Isopropylbenzene (Cumene)	PPBV	1,000 U	0.64 U	1.3 U	2.6 U	0.95 U
Methyl ethyl ketone (2-Butanone)	PPBV	2,500 U	2.8	3.2 U	6.4 U	2.4 U
Methyl tert-butyl ether	PPBV	2,500 U	4.0	3.2 U	6.4 U	7.6
Methylene chloride	PPBV	2,500 U	1.6 U	3.2 U	6.4 U	2.4 U
n-Butane	PPBV	69,000	0.64 U	1.5	2.6 U	0.95 U
Methanol	PPBV	50,000 UJ	120 J	100 J	150 J	220 J
Naphthalene	PPBV	2,500 U	1.6 U	3.2 U	6.4 U	2.4 U
Nonane	PPBV	1,000 U	0.64 U	1.3 U	2.6 U	1.9
n-Decane	PPBV	1,000 U	0.64 U	2.2	3.9	1.6
n-Dodecane	PPBV	5,000 U	3.2 U	6.5 U	13 U	4.8 UJ
n-Octane	PPBV	1,000 U	0.81	1.4	4.2	4.8
n-Propylbenzene	PPBV	1,000 U	0.64 U	1.3 U	2.6 U	0.95 U
n-Undecane	PPBV	5,000 U	3.2 U	6.5 U	13 U	4.8 U
Pentane	PPBV	6,300	1.6 U	3.2 U	6.4 U	2.4 U
Styrene	PPBV	1,000 U	0.64 U	1.3 U	2.6 U	0.95 U
Tetrachloroethene	PPBV	1,000 U	21	110	32	39
Toluene	PPBV	1,000 U	5.8	8.0	22	35
Trichloroethene	PPBV	1,000 U	0.64 U	3.7	2.6 U	1.2

Flags assigned during chemistry validation are shown.

MADE BY:AMK 09/27/05  
CHECKED BY: GEK 09/27/05

**Detection Limits shown are PQL**

**TABLE 2**  
**VALIDATED SOIL GAS AND AMBIENT AIR RESULTS**  
**NORTH OF 720 MELROSE AVENUE**

Location ID		SG-18	SG-19	SG-22	SG-26	SG-27
Sample ID		SG-18	SG-19	SG-22	SG-26	SG-27
Matrix		Soil Gas	Soil Gas	Soil Gas	Soil Gas	Soil Gas
Depth Interval (ft)		-	-	-	-	-
Date Sampled		08/03/05	08/03/05	08/03/05	08/02/05	08/02/05
Parameter	Units					
<b>Volatile Organic Compounds</b>						
Trichlorofluoromethane	PPBV	1,000 U	0.64 U	4.1	2.6 U	0.95 U
Vinyl acetate	PPBV	2,500 U	1.6 U	3.2 U	6.4 U	2.4 U
Vinyl chloride	PPBV	1,000 U	0.64 U	1.3 U	2.6 U	0.95 U
Xylene (total)	PPBV	1,000 U	1.5	6.7	19	15

Flags assigned during chemistry validation are shown.

MADE BY:AMK 09/27/05

CHECKED BY: GEK 09/27/05

**Detection Limits shown are PQL**

**TABLE 2**  
**VALIDATED SOIL GAS AND AMBIENT AIR RESULTS**  
**NORTH OF 720 MELROSE AVENUE**

Location ID		SG-28	SG-29	SG-30	SG-31	SG-32
Sample ID		SG-28	SG-29	SG-30	SG-31	SG-32
Matrix		Soil Gas	Soil Gas	Soil Gas	Soil Gas	Soil Gas
Depth Interval (ft)		-	-	-	-	-
Date Sampled		08/02/05	08/02/05	08/02/05	08/02/05	08/02/05
Parameter	Units					
<b>Volatile Organic Compounds</b>						
1,1,1-Trichloroethane	PPBV	0.55 U	1.3 U	1.0 U	1.1	1.6
1,1,2,2-Tetrachloroethane	PPBV	0.55 U	1.3 U	1.0 U	0.30 U	0.61 U
1,1,2-Trichloro-1,2,2-trifluoroethane	PPBV	0.55 U	1.3 U	1.0 U	0.30 U	0.61 U
1,1,2-Trichloroethane	PPBV	0.55 U	1.3 U	1.0 U	0.30 U	0.61 U
1,1-Dichloroethane	PPBV	0.55 U	1.3 U	1.0 U	0.30 U	0.61 U
1,1-Dichloroethene	PPBV	0.55 U	1.3 U	1.0 U	0.30 U	0.61 U
1,2,4-Trichlorobenzene	PPBV	2.8 U	6.7 U	5.1 U	1.5 U	3.1 U
1,2,4-Trimethylbenzene	PPBV	1.6	5.2	5.4	5.0	5.1
1,2-Dibromoethane (Ethylene dibromide)	PPBV	0.55 U	1.3 U	1.0 U	0.30 U	0.61 U
1,2-Dichlorobenzene	PPBV	0.55 U	1.3 U	1.0 U	0.30 U	0.61 U
1,2-Dichloroethane	PPBV	0.55 U	1.3 U	1.0 U	0.30 U	0.61 U
1,2-Dichloroethene (cis)	PPBV	0.55 U	1.3 U	1.0 U	0.30 U	0.61 U
1,2-Dichloroethene (trans)	PPBV	0.55 U	1.3 U	1.0 U	0.30 U	0.61 U
1,2-Dichloropropane	PPBV	0.55 U	1.3 U	1.0 U	0.30 U	0.61 U
1,2-Dichlorotetrafluoroethane	PPBV	0.55 U	1.3 U	1.0 U	0.30 U	0.61 U
1,3,5-Trimethylbenzene (Mesitylene)	PPBV	2.0	1.7	1.7	1.5	1.6
1,3-Butadiene	PPBV	0.55 U	1.3 U	1.0 U	0.30 U	0.61 U
1,3-Dichlorobenzene	PPBV	0.55 U	2.7	3.0	1.5	3.5
1,3-Dichloropropene (cis)	PPBV	0.55 U	1.3 U	1.0 U	0.30 U	0.61 U
1,3-Dichloropropene (trans)	PPBV	0.55 U	1.3 U	1.0 U	0.30 U	0.61 U
1,4-Dichlorobenzene	PPBV	0.55 U	1.3 U	1.0 U	0.30 U	0.61 U
1-Butanol	PPBV	2.4	3.4 U	5.7	0.74 U	2.2
2-Hexanone	PPBV	1.4 U	3.4 U	2.5 U	0.74 U	1.5 U

Flags assigned during chemistry validation are shown.

MADE BY:AMK 09/27/05

CHECKED BY: GEK 09/27/05

**Detection Limits shown are PQL**

**TABLE 2**  
**VALIDATED SOIL GAS AND AMBIENT AIR RESULTS**  
**NORTH OF 720 MELROSE AVENUE**

Location ID		SG-28	SG-29	SG-30	SG-31	SG-32
Sample ID		SG-28	SG-29	SG-30	SG-31	SG-32
Matrix		Soil Gas	Soil Gas	Soil Gas	Soil Gas	Soil Gas
Depth Interval (ft)		-	-	-	-	-
Date Sampled		08/02/05	08/02/05	08/02/05	08/02/05	08/02/05
Parameter	Units					
<b>Volatile Organic Compounds</b>						
3-Chloropropene	PPBV	0.55 U	1.3 U	1.0 U	0.30 U	0.61 U
4-Methyl-2-pentanone	PPBV	1.4 U	3.4 U	2.5 U	0.74 U	1.5 U
Acetone	PPBV	18 J	34 UJ	40 J	15 J	22 J
Acetonitrile	PPBV	2.8 U	6.7 U	5.1 U	1.5 U	3.1 U
Acrolein	PPBV	1.7 J	3.4 UJ	3.8 J	1.6 J	1.5 J
Acrylonitrile	PPBV	1.4 U	3.4 U	2.5 U	0.74 U	1.5 U
alpha-Methylstyrene	PPBV	0.55 U	1.3 U	1.0 U	0.30 U	0.61 U
Benzene	PPBV	0.95	1.7	1.4	0.69	2.2
Benzyl chloride	PPBV	0.55 U	1.3 U	1.0 U	0.30 U	0.61 U
Bromodichloromethane	PPBV	0.55 U	1.3 U	1.0 U	0.30 U	0.61 U
Bromoform	PPBV	0.55 UJ	1.3 U	1.0 U	0.30 UJ	0.61 U
Bromomethane	PPBV	0.55 U	1.3 U	1.0 U	0.30 U	0.61 U
Carbon disulfide	PPBV	9.1	19	11	2.3	5.7
Carbon tetrachloride	PPBV	0.55 U	1.3 U	1.0 U	0.30 U	0.61 U
Chlorobenzene	PPBV	0.55 U	1.3 U	1.0 U	0.30 U	0.61 U
Chlorodifluoromethane	PPBV	0.55 U	1.3 U	1.0 U	0.38	0.61 U
Chloroethane	PPBV	0.55 U	1.3 U	1.0 U	0.30 U	0.61 U
Chloroform	PPBV	24	89	3.7	5.6	2.4
Chloromethane	PPBV	1.4 U	3.4 U	2.5 U	0.74 U	1.5 U
Cyclohexane	PPBV	29	51	32	33	58
Dibromochloromethane	PPBV	0.55 UJ	1.3 U	1.0 U	0.30 UJ	0.61 U
Dibromomethane	PPBV	0.55 U	1.3 U	1.0 U	0.30 U	0.61 U
Dichlorodifluoromethane	PPBV	0.72	1.3 U	1.0 U	1.5	0.97

Flags assigned during chemistry validation are shown.

MADE BY:AMK 09/27/05

CHECKED BY: GEK 09/27/05

**Detection Limits shown are PQL**

**TABLE 2  
VALIDATED SOIL GAS AND AMBIENT AIR RESULTS  
NORTH OF 720 MELROSE AVENUE**

Location ID		SG-28	SG-29	SG-30	SG-31	SG-32
Sample ID		SG-28	SG-29	SG-30	SG-31	SG-32
Matrix		Soil Gas	Soil Gas	Soil Gas	Soil Gas	Soil Gas
Depth Interval (ft)		-	-	-	-	-
Date Sampled		08/02/05	08/02/05	08/02/05	08/02/05	08/02/05
Parameter	Units					
<b>Volatile Organic Compounds</b>						
Ethyl ether	PPBV	1.4 UJ	3.4 UJ	2.5 UJ	0.74 UJ	1.5 UJ
Ethylbenzene	PPBV	5.5	6.1	9.0	6.4	5.3
Heptane	PPBV	3.6	4.5	4.2	4.0	6.3
Hexachlorobutadiene	PPBV	2.8 U	6.7 U	5.1 U	1.5 U	3.1 U
Hexane	PPBV	1.5	1.7	3.5	1.6	1.7
Isopropylbenzene (Cumene)	PPBV	0.55 U	1.3 U	1.0 U	0.31	0.61 U
Methyl ethyl ketone (2-Butanone)	PPBV	1.9	3.4 U	3.7	1.9	2.8
Methyl tert-butyl ether	PPBV	6.8	8.0	12	6.1	6.9
Methylene chloride	PPBV	1.4 U	3.4 U	4.3	0.74 U	1.5 U
n-Butane	PPBV	0.55 U	1.3 U	1.1	0.30 U	0.82
Methanol	PPBV	170 J	170 J	320 J	140 J	190 J
Naphthalene	PPBV	1.4 U	3.4 U	2.5 U	0.74 U	1.5 U
Nonane	PPBV	4.7	2.5	2.1	2.8	2.8
n-Decane	PPBV	3.3	4.7	5.8	7.0	6.6
n-Dodecane	PPBV	2.8 UJ	6.7 U	5.1 U	1.5 J	3.1 U
n-Octane	PPBV	4.1	4.1	7.1	4.7	4.0
n-Propylbenzene	PPBV	0.55 U	1.3 U	1.0 U	0.74	0.77
n-Undecane	PPBV	2.8 U	6.7 U	5.1 U	1.7	3.1 U
Pentane	PPBV	1.4 U	3.4 U	2.5 U	0.74 U	1.5 U
Styrene	PPBV	0.55 U	1.3 U	1.0 U	0.37	0.61 U
Tetrachloroethene	PPBV	4.4	14	6.3	11	53
Toluene	PPBV	14	22	34	24	17
Trichloroethene	PPBV	32	1.3 U	1.0 U	0.30 U	2.1

Flags assigned during chemistry validation are shown.

MADE BY:AMK 09/27/05

CHECKED BY: GEK 09/27/05

**Detection Limits shown are PQL**

**TABLE 2**  
**VALIDATED SOIL GAS AND AMBIENT AIR RESULTS**  
**NORTH OF 720 MELROSE AVENUE**

Location ID		SG-28	SG-29	SG-30	SG-31	SG-32
Sample ID		SG-28	SG-29	SG-30	SG-31	SG-32
Matrix		Soil Gas	Soil Gas	Soil Gas	Soil Gas	Soil Gas
Depth Interval (ft)		-	-	-	-	-
Date Sampled		08/02/05	08/02/05	08/02/05	08/02/05	08/02/05
Parameter	Units					
<b>Volatile Organic Compounds</b>						
Trichlorofluoromethane	PPBV	0.91	1.3 U	1.0 U	1.3	1.0
Vinyl acetate	PPBV	1.4 U	3.4 U	2.5 U	0.74 U	1.5 U
Vinyl chloride	PPBV	0.55 U	1.3 U	1.0 U	0.30 U	0.61 U
Xylene (total)	PPBV	12	19	25	18	17

Flags assigned during chemistry validation are shown.

MADE BY:AMK 09/27/05

CHECKED BY: GEK 09/27/05

**Detection Limits shown are PQL**

**TABLE 2**  
**VALIDATED SOIL GAS AND AMBIENT AIR RESULTS**  
**NORTH OF 720 MELROSE AVENUE**

Location ID		SG-33	SG-34	SG-35	SG-37	SG-38
Sample ID		SG-33	SG-34	SG-35	SG-37	SG-38
Matrix		Soil Gas	Soil Gas	Soil Gas	Soil Gas	Soil Gas
Depth Interval (ft)		-	-	-	-	-
Date Sampled		08/02/05	08/02/05	08/02/05	08/02/05	08/02/05
Parameter	Units					
<b>Volatile Organic Compounds</b>						
1,1,1-Trichloroethane	PPBV	0.59 U	1.5 U	1.5 U	0.61 U	0.77 U
1,1,2,2-Tetrachloroethane	PPBV	0.59 U	1.5 U	1.5 U	0.61 U	0.77 U
1,1,2-Trichloro-1,2,2-trifluoroethane	PPBV	0.59 U	1.5 U	1.5 U	0.61 U	0.77 U
1,1,2-Trichloroethane	PPBV	0.59 U	1.5 U	1.5 U	0.61 U	0.77 U
1,1-Dichloroethane	PPBV	0.59 U	1.5 U	1.5 U	0.61 U	0.77 U
1,1-Dichloroethene	PPBV	0.59 U	1.5 U	1.5 U	0.61 U	0.77 U
1,2,4-Trichlorobenzene	PPBV	2.9 U	7.7 U	7.4 U	3.1 U	3.8 U
1,2,4-Trimethylbenzene	PPBV	6.4	2.8	2.2	3.1	5.3
1,2-Dibromoethane (Ethylene dibromide)	PPBV	0.59 U	1.5 U	1.5 U	0.61 U	0.77 U
1,2-Dichlorobenzene	PPBV	0.59 U	1.5 U	1.5 U	0.61 U	0.77 U
1,2-Dichloroethane	PPBV	0.59 U	1.5 U	1.5 U	0.61 U	0.77 U
1,2-Dichloroethene (cis)	PPBV	0.59 U	1.5 U	1.5 U	0.61 U	0.77 U
1,2-Dichloroethene (trans)	PPBV	0.59 U	1.5 U	1.5 U	0.61 U	0.77 U
1,2-Dichloropropane	PPBV	0.81	1.5 U	1.5 U	0.61 U	0.77 U
1,2-Dichlorotetrafluoroethane	PPBV	0.59 U	1.5 U	1.5 U	0.61 U	0.77 U
1,3,5-Trimethylbenzene (Mesitylene)	PPBV	1.9	1.5 U	1.5 U	1.1	1.5
1,3-Butadiene	PPBV	0.59 U	1.5 U	1.5 U	0.61 U	0.77 U
1,3-Dichlorobenzene	PPBV	3.7	1.8	1.7	1.5	3.7
1,3-Dichloropropene (cis)	PPBV	0.59 U	1.5 U	1.5 U	0.61 U	0.77 U
1,3-Dichloropropene (trans)	PPBV	0.59 U	1.5 U	1.5 U	0.61 U	0.77 U
1,4-Dichlorobenzene	PPBV	0.59 U	1.5 U	1.5 U	0.61 U	0.77 U
1-Butanol	PPBV	2.3	3.8 U	3.7 U	4.2	4.2
2-Hexanone	PPBV	1.5 U	3.8 U	3.7 U	1.5 U	1.9 U

Flags assigned during chemistry validation are shown.

MADE BY:AMK 09/27/05

CHECKED BY: GEK 09/27/05

**Detection Limits shown are PQL**

**TABLE 2**  
**VALIDATED SOIL GAS AND AMBIENT AIR RESULTS**  
**NORTH OF 720 MELROSE AVENUE**

Location ID		SG-33	SG-34	SG-35	SG-37	SG-38
Sample ID		SG-33	SG-34	SG-35	SG-37	SG-38
Matrix		Soil Gas	Soil Gas	Soil Gas	Soil Gas	Soil Gas
Depth Interval (ft)		-	-	-	-	-
Date Sampled		08/02/05	08/02/05	08/02/05	08/02/05	08/02/05
Parameter	Units					
<b>Volatile Organic Compounds</b>						
3-Chloropropene	PPBV	0.59 U	1.5 U	1.5 U	0.61 U	0.77 U
4-Methyl-2-pentanone	PPBV	1.5 U	3.8 U	3.7 U	1.5 U	1.9 U
Acetone	PPBV	25 J	38 UJ	37 UJ	17 J	39 J
Acetonitrile	PPBV	2.9 U	7.7 U	7.4 U	3.1 U	3.8 U
Acrolein	PPBV	1.5 UJ	3.8 UJ	3.7 UJ	1.5 UJ	3.5 J
Acrylonitrile	PPBV	1.5 U	3.8 U	3.7 U	1.5 U	1.9 U
alpha-Methylstyrene	PPBV	0.59 U	1.5 U	1.5 U	0.61 U	0.77 U
Benzene	PPBV	0.97	1.5 U	9.7	0.95	2.6
Benzyl chloride	PPBV	0.59 U	1.5 U	1.5 U	0.61 U	0.77 U
Bromodichloromethane	PPBV	0.59 U	1.5 U	1.5 U	0.61 U	0.77 U
Bromoform	PPBV	0.59 U	1.5 UJ	1.5 U	0.61 U	0.77 UJ
Bromomethane	PPBV	0.59 U	1.5 U	1.5 U	0.61 U	0.77 U
Carbon disulfide	PPBV	14	37	13	6.2	12
Carbon tetrachloride	PPBV	0.59 U	1.5 U	1.5 U	0.61 U	0.77 U
Chlorobenzene	PPBV	0.59 U	1.5 U	1.5 U	0.61 U	0.77 U
Chlorodifluoromethane	PPBV	1.4	1.5 U	1.5 U	0.61 U	0.77 U
Chloroethane	PPBV	0.59 U	1.5 U	1.5 U	0.61 U	0.77 U
Chloroform	PPBV	5.6	1.7	3.2	9.6	5.9
Chloromethane	PPBV	1.5 U	3.8 U	3.7 U	1.5 U	1.9 U
Cyclohexane	PPBV	25	67	49	45	73
Dibromochloromethane	PPBV	0.59 U	1.5 UJ	1.5 U	0.61 U	0.77 UJ
Dibromomethane	PPBV	0.59 U	1.5 U	1.5 U	0.61 U	0.77 U
Dichlorodifluoromethane	PPBV	1.1	1.5 U	1.5 U	0.89	0.77 U

Flags assigned during chemistry validation are shown.

MADE BY:AMK 09/27/05  
CHECKED BY: GEK 09/27/05

**Detection Limits shown are PQL**



**TABLE 2**  
**VALIDATED SOIL GAS AND AMBIENT AIR RESULTS**  
**NORTH OF 720 MELROSE AVENUE**

Location ID		SG-33	SG-34	SG-35	SG-37	SG-38
Sample ID		SG-33	SG-34	SG-35	SG-37	SG-38
Matrix		Soil Gas	Soil Gas	Soil Gas	Soil Gas	Soil Gas
Depth Interval (ft)		-	-	-	-	-
Date Sampled		08/02/05	08/02/05	08/02/05	08/02/05	08/02/05
Parameter	Units					
<b>Volatile Organic Compounds</b>						
Ethyl ether	PPBV	1.5 UJ	3.8 UJ	3.7 UJ	1.5 UJ	1.9 UJ
Ethylbenzene	PPBV	8.3	3.4	2.8	7.3	6.7
Heptane	PPBV	4.0	7.8	5.4	5.2	8.2
Hexachlorobutadiene	PPBV	4.8	7.7 U	7.4 U	3.1 U	3.8 U
Hexane	PPBV	5.8	2.1	1.6	1.9	1.6
Isopropylbenzene (Cumene)	PPBV	0.59 U	1.5 U	1.5 U	0.61 U	0.77 U
Methyl ethyl ketone (2-Butanone)	PPBV	3.3	3.8	3.8	1.5	4.9
Methyl tert-butyl ether	PPBV	7.5	4.5	4.1	7.2	8.0
Methylene chloride	PPBV	1.5 U	3.8 U	3.7 U	1.5 U	1.9 U
n-Butane	PPBV	8.8	1.5 U	1.5 U	0.61 U	1.0
Methanol	PPBV	170 J	100 J	120 J	120 J	210 J
Naphthalene	PPBV	1.5 U	3.8 U	3.7 U	1.5 U	1.9 U
Nonane	PPBV	2.8	2.9	2.0	1.9	2.9
n-Decane	PPBV	7.6	4.7	2.9	2.6	6.2
n-Dodecane	PPBV	3.0 J	7.7 UJ	7.4 U	3.1 U	3.8 UJ
n-Octane	PPBV	5.5	2.6	2.3	5.4	4.9
n-Propylbenzene	PPBV	1.0	1.5 U	1.5 U	0.65	0.89
n-Undecane	PPBV	2.9 U	7.7 U	7.4 U	3.1 U	3.8 U
Pentane	PPBV	16	3.8 U	3.7 U	1.5 U	1.9 U
Styrene	PPBV	0.59 U	1.5 U	1.5 U	0.61 U	0.77 U
Tetrachloroethene	PPBV	21	3.1	130	9.1	6.8
Toluene	PPBV	23	15	13	20	19
Trichloroethene	PPBV	0.59 U	1.5 U	1.5 U	0.61 U	0.77 U

Flags assigned during chemistry validation are shown.

MADE BY:AMK 09/27/05

CHECKED BY: GEK 09/27/05

**Detection Limits shown are PQL**

**TABLE 2**  
**VALIDATED SOIL GAS AND AMBIENT AIR RESULTS**  
**NORTH OF 720 MELROSE AVENUE**

Location ID		SG-33	SG-34	SG-35	SG-37	SG-38
Sample ID		SG-33	SG-34	SG-35	SG-37	SG-38
Matrix		Soil Gas	Soil Gas	Soil Gas	Soil Gas	Soil Gas
Depth Interval (ft)		-	-	-	-	-
Date Sampled		08/02/05	08/02/05	08/02/05	08/02/05	08/02/05
Parameter	Units					
<b>Volatile Organic Compounds</b>						
Trichlorofluoromethane	PPBV	1.0	1.5 U	1.5 U	0.61 U	0.77 U
Vinyl acetate	PPBV	1.5 U	3.8 U	3.7 U	1.5 U	1.9 U
Vinyl chloride	PPBV	0.59 U	1.5 U	1.5 U	0.61 U	0.77 U
Xylene (total)	PPBV	26	12	8.7	22	22

Flags assigned during chemistry validation are shown.

MADE BY:AMK 09/27/05

CHECKED BY: GEK 09/27/05

**Detection Limits shown are PQL**

**TABLE 2**  
**VALIDATED SOIL GAS AND AMBIENT AIR RESULTS**  
**NORTH OF 720 MELROSE AVENUE**

Location ID		SG-39	SG-40	SG-41
Sample ID		SG-39	SG-40	SG-41
Matrix		Soil Gas	Soil Gas	Soil Gas
Depth Interval (ft)		-	-	-
Date Sampled		08/02/05	08/02/05	08/02/05
Parameter	Units			
<b>Volatile Organic Compounds</b>				
1,1,1-Trichloroethane	PPBV	1.4 U	1.4 U	0.30 U
1,1,2,2-Tetrachloroethane	PPBV	1.4 U	1.4 U	0.30 U
1,1,2-Trichloro-1,2,2-trifluoroethane	PPBV	1.4 U	1.4 U	0.30 U
1,1,2-Trichloroethane	PPBV	1.4 U	1.4 U	0.30 U
1,1-Dichloroethane	PPBV	1.4 U	1.4 U	0.30 U
1,1-Dichloroethene	PPBV	1.4 U	1.4 U	0.30 U
1,2,4-Trichlorobenzene	PPBV	6.9 U	7.1 U	1.5 U
1,2,4-Trimethylbenzene	PPBV	5.9	4.4	3.9
1,2-Dibromoethane (Ethylene dibromide)	PPBV	1.4 U	1.4 U	0.30 U
1,2-Dichlorobenzene	PPBV	1.4 U	1.4 U	0.30 U
1,2-Dichloroethane	PPBV	1.4 U	1.4 U	0.30 U
1,2-Dichloroethene (cis)	PPBV	1.4 U	1.4 U	0.61
1,2-Dichloroethene (trans)	PPBV	1.4 U	1.4 U	0.30 U
1,2-Dichloropropane	PPBV	1.4 U	1.4 U	0.30 U
1,2-Dichlorotetrafluoroethane	PPBV	1.4 U	1.4 U	0.30 U
1,3,5-Trimethylbenzene (Mesitylene)	PPBV	1.7	1.4	1.2
1,3-Butadiene	PPBV	1.4 U	1.4 U	0.30 U
1,3-Dichlorobenzene	PPBV	3.7	2.6	1.0
1,3-Dichloropropene (cis)	PPBV	1.4 U	1.4 U	0.30 U
1,3-Dichloropropene (trans)	PPBV	1.4 U	1.4 U	0.30 U
1,4-Dichlorobenzene	PPBV	1.4 U	1.4 U	0.30 U
1-Butanol	PPBV	4.1	4.4	0.76 U
2-Hexanone	PPBV	3.4 U	3.6 U	0.76 U

Flags assigned during chemistry validation are shown.

MADE BY:AMK 09/27/05

CHECKED BY: GEK 09/27/05

**Detection Limits shown are PQL**

**TABLE 2**  
**VALIDATED SOIL GAS AND AMBIENT AIR RESULTS**  
**NORTH OF 720 MELROSE AVENUE**

Location ID		SG-39	SG-40	SG-41
Sample ID		SG-39	SG-40	SG-41
Matrix		Soil Gas	Soil Gas	Soil Gas
Depth Interval (ft)		-	-	-
Date Sampled		08/02/05	08/02/05	08/02/05
Parameter	Units			
<b>Volatile Organic Compounds</b>				
3-Chloropropene	PPBV	1.4 U	1.4 U	0.30 U
4-Methyl-2-pentanone	PPBV	3.4 U	3.6 U	1.0
Acetone	PPBV	34 UJ	36 UJ	65 J
Acetonitrile	PPBV	6.9 U	7.1 U	2.3
Acrolein	PPBV	3.4 UJ	3.6 UJ	0.81 J
Acrylonitrile	PPBV	3.4 U	3.6 U	0.76 U
alpha-Methylstyrene	PPBV	1.4 U	1.4 U	0.30 U
Benzene	PPBV	2.2	3.2	1.3
Benzyl chloride	PPBV	1.4 U	1.4 U	0.30 U
Bromodichloromethane	PPBV	1.4 U	1.7	0.30 U
Bromoform	PPBV	1.4 UJ	1.4 U	0.30 U
Bromomethane	PPBV	1.4 U	1.4 U	0.30 U
Carbon disulfide	PPBV	3.5	10	2.7
Carbon tetrachloride	PPBV	1.4 U	1.4 U	0.30 U
Chlorobenzene	PPBV	1.4 U	1.4 U	0.30 U
Chlorodifluoromethane	PPBV	2.0	1.4 U	0.61
Chloroethane	PPBV	1.4 U	1.4 U	0.30 U
Chloroform	PPBV	12	120	5.3
Chloromethane	PPBV	3.4 U	3.6 U	0.76 U
Cyclohexane	PPBV	53	30	17
Dibromochloromethane	PPBV	1.4 UJ	1.4 U	0.30 U
Dibromomethane	PPBV	1.4 U	1.4 U	0.30 U
Dichlorodifluoromethane	PPBV	2.8	1.4 U	0.57

Flags assigned during chemistry validation are shown.

MADE BY:AMK 09/27/05

CHECKED BY: GEK 09/27/05

**Detection Limits shown are PQL**

**TABLE 2**  
**VALIDATED SOIL GAS AND AMBIENT AIR RESULTS**  
**NORTH OF 720 MELROSE AVENUE**

Location ID		SG-39	SG-40	SG-41
Sample ID		SG-39	SG-40	SG-41
Matrix		Soil Gas	Soil Gas	Soil Gas
Depth Interval (ft)		-	-	-
Date Sampled		08/02/05	08/02/05	08/02/05
Parameter	Units			
<b>Volatile Organic Compounds</b>				
Ethyl ether	PPBV	3.4 UJ	3.6 UJ	0.76 UJ
Ethylbenzene	PPBV	7.9	7.4	6.8
Heptane	PPBV	6.5	3.8	3.0
Hexachlorobutadiene	PPBV	6.9 U	7.1 U	1.5 U
Hexane	PPBV	2.0	2.6	1.4
Isopropylbenzene (Cumene)	PPBV	1.4 U	1.4 U	0.30 U
Methyl ethyl ketone (2-Butanone)	PPBV	3.4 U	3.6 U	8.6
Methyl tert-butyl ether	PPBV	7.3	7.2	7.0
Methylene chloride	PPBV	3.4 U	3.6 U	0.76 U
n-Butane	PPBV	1.4 U	1.6	2.1
Methanol	PPBV	210 J	200 J	180 J
Naphthalene	PPBV	3.4 U	3.6 U	0.76 U
Nonane	PPBV	3.1	2.5	2.0
n-Decane	PPBV	6.0	4.9	3.7
n-Dodecane	PPBV	6.9 UJ	7.1 U	1.5 U
n-Octane	PPBV	5.9	5.0	4.1
n-Propylbenzene	PPBV	1.4 U	1.4 U	0.65
n-Undecane	PPBV	6.9 U	7.1 U	1.5 U
Pentane	PPBV	3.4 U	3.6 U	0.99
Styrene	PPBV	1.4 U	1.4 U	0.30 U
Tetrachloroethene	PPBV	130	44	20
Toluene	PPBV	24	39	14
Trichloroethene	PPBV	1.6	1.4 U	0.99

Flags assigned during chemistry validation are shown.

MADE BY:AMK 09/27/05

CHECKED BY: GEK 09/27/05

**Detection Limits shown are PQL**

**TABLE 2**  
**VALIDATED SOIL GAS AND AMBIENT AIR RESULTS**  
**NORTH OF 720 MELROSE AVENUE**

Location ID		SG-39	SG-40	SG-41
Sample ID		SG-39	SG-40	SG-41
Matrix		Soil Gas	Soil Gas	Soil Gas
Depth Interval (ft)		-	-	-
Date Sampled		08/02/05	08/02/05	08/02/05
Parameter	Units			
<b>Volatile Organic Compounds</b>				
Trichlorofluoromethane	PPBV	1.4 U	1.4 U	0.48
Vinyl acetate	PPBV	3.4 U	3.6 U	0.76 U
Vinyl chloride	PPBV	1.4 U	1.4 U	0.30 U
Xylene (total)	PPBV	24	23	21

Flags assigned during chemistry validation are shown.

MADE BY:AMK 09/27/05

CHECKED BY: GEK 09/27/05

**Detection Limits shown are PQL**

# **APPENDIX A**

## **SUPPORT DOCUMENTATION**

# STL Knoxville

5815 Middlebrook Pike • Knoxville, TN 37921-5947  
 Phone: (865) 291-3000 • Fax: (865) 584-4315  
 Receiving: (865) 291-3031

## ANALYSIS REQUEST AND CHAIN OF CUSTODY RECORD\*

Reference Document No.

Page 1 of 2 H5H050178

Project Name/No. <sup>1</sup> Melrose Ave  
 Sample Team Members <sup>2</sup> ERB + GN  
 Profit Center No. <sup>3</sup> -  
 Project Manager <sup>4</sup> Chuck Duse  
 Purchase Order No. <sup>6</sup> -  
 Required Report Date <sup>11</sup> -

Samples Shipment Date <sup>7</sup> 8/4/05  
 Lab Destination <sup>8</sup> STL-Knoxville  
 Lab Contact <sup>9</sup> Jamie McKinney  
 Project Contact / Phone <sup>12</sup> (716) 856-2545  
 Carrier / Waybill No. <sup>13</sup> FedEx

Bill to: <sup>5</sup> Chuck Duse  
URS Corp  
640 Ellicott St  
Buffalo, NY 14203  
 Report to: <sup>10</sup> Chuck Duse  
URS Corp  
640 Ellicott St  
Buffalo, NY 14203

### ONE CONTAINER PER LINE

Sample <sup>14</sup> Number	Sample <sup>15</sup> Type	Date/Time <sup>16</sup> Collected	Container <sup>17</sup> Type	Sample <sup>18</sup> Volume	Pre- <sup>19</sup> servative	Requested Testing <sup>20</sup> Program	Condition on Receipt <sup>21</sup> Lab use only
SG-5	Summa (50:164)	8/2/05 1221-1321	6L (1-4r)	30 → 7	None	TO-15	Custody seals intact (Y) N NA
SG-8		8/2/05 1221-1321		30 → 5.5			Temperature received at <u>Ambient</u>
SG-9		8/13/05 0941-1041		30 → 10			Received by <u>ADF</u> Date <u>080505</u>
SG-10		8/13/05 0943-1043		29.5 → 4.5			Number of packages <u>6</u>
SG-12		8/13/05 0935-1035		30 → 12			Tracking # <u>8531 9515 0740</u> <u>ADF 080505</u>
SG-13		8/2/05 1222-1322		30 → 5.25			
SG- <del>14</del> #15		8/2/05 1222-1322		30 → 6			37 cans
SG-16		8/13/05 0942-1042		28 → 4.5			37 flows

Special Instructions: <sup>23</sup>

Possible Hazard Identification: <sup>24</sup>

Non-Hazard  Flammable  Skin Irritant  Poison B  Unknown

Sample Disposal: <sup>25</sup>

Return to Client  Disposal by Lab  Archive (mos.)

Turnaround Time Required: <sup>26</sup>

Normal  Rush

QC Level: <sup>27</sup>

I.  II.  III.  Project Specific (specify):

1. Relinquished by <sup>28</sup> Andrew Miller Date: 8/4/05  
 (Signature / Affiliation) URS Corp. Time: 1100

1. Received by <sup>28</sup> Andrew D. Felton Date: 080505  
 (Signature / Affiliation) Time: 0845

1. Relinquished by (Signature / Affiliation) Date: \_\_\_\_\_ Time: \_\_\_\_\_

1. Received by (Signature / Affiliation) Date: \_\_\_\_\_ Time: \_\_\_\_\_

Comments: <sup>29</sup> voided: Can # 1129, 2958, 51528, 11159  
 Not used: Can # 3397, 51465, 3349, 1373, 12329

Write: To accompany samples Yellow: Field copy



# STL Knoxville

5815 Middlebrook Pike  
 Knoxville, TN 37921-5947  
 Phone: (865) 291-3000  
 Fax: (865) 584-4315

## ANALYSIS REQUEST AND CHAIN OF CUSTODY RECORD (cont.)\*

Reference Document No. <sup>30</sup> \_\_\_\_\_  
 Page 2 of 2

Project Name McIrose Avenue

Project No. 11173909.99999

Samples Shipment Date 8/14/05

### ONE CONTAINER PER LINE

H5H050178

Sample <sup>14</sup> Number	Sample <sup>15</sup> Description/Type	Date/Time <sup>16</sup> Collected	Container <sup>17</sup> Type	Sample <sup>18</sup> Volume	Pre- <sup>19</sup> servative	Requested Testing <sup>20</sup> Program	Condition on <sup>21</sup> Receipt	Disposal <sup>22</sup> Record No.
SG-18	Summa (Soil 0-45)	8/13/05 0941-1041	6L (1-4r)	30 → 4.5	None	T0-15		
SG-19	↓	8/13/05 0946-1046	↓	30 → 9.5	↓	↓	FOR LAB USE ONLY	
SG-22		8/13/05 0936-1023		30 → 2				
SG-26		8/12/05 0942-1042		30 → 1				
SG-27		8/12/05 0943-1043		30 → 9				
SG-28		8/12/05 0944-1044		30 → 2.5				
SG-29		8/12/05 1006-1048		17.4 → 2				
SG-30		8/12/05 0945-1045		29 → 15				
SG-31		8/12/05 0937-1037		29.75 → 5				
SG-32		8/12/05 0947-1047		30 → 5				
SG-33		8/12/05 0941-1041		30 → 4				
SG-34		8/13/05 0933-1033		29.5 → 4.5				
SG-35		8/13/05 0934-1034		29.5 → 5				
SG-37		8/12/05 1219-1319		30 → 8				
SG-38		8/12/05 0939-1039		30 → 5				
SG-39		8/12/05 0940-1040		30 → 3.5				
SG-40		8/12/05 0941-1041		30 → 5				
SG-41	8/12/05 0947-1047	30 → 8.5						
Ambient 1	Ambient Blank	8/12/05 0945-1048	↓	30 → 9.5	↓	↓		
Ambient 2	↓	8/13/05 0932-1032	↓	30 → 5	↓	↓		

White: To accompany samples

Yellow: Field copy

\* See back of form for special instructions.

## **PROJECT NARRATIVE H5H050178**

The results reported herein are applicable to the samples submitted for analysis only.

This report shall not be reproduced except in full, without the written approval of the laboratory.

**The original chain of custody documentation is included with this report.**

### **Sample Receipt**

There were no problems with the condition of the samples received.

### **Quality Control**

Unless otherwise noted, all holding times and QC criteria were met and the test results shown in this report meet all applicable NELAC requirements.

### Volatiles

Sample SG-15 was reported with elevated reporting limits for all analytes due to the presence of non-target compounds. A dilution was necessary prior to analysis, and the reporting limits were adjusted accordingly.

STL Knoxville maintains the following certifications, approvals and accreditations: Arkansas DEQ Cert. #04-041-0, California DHS ELAP Cert. #2423, Colorado DPHE, Connecticut DPH Cert. #PH-0223, Florida DOH Cert. #E87177, Georgia DNR Cert. #906 (SDWA, expires 6/24/05), Hawaii DOH, Illinois EPA Cert. #000687, Indiana DOH Cert. #C-TN-02, Iowa DNR Cert. #375, Kansas DHE Cert. #E-10349, Kentucky DEP Lab ID #90101, Louisiana DEQ Cert. #03079, Louisiana DOHH Cert. #LA030024, Maryland DHMH Cert. #277, Massachusetts DEP Cert. #M-TN009, Michigan DEQ Lab ID #9933, New Jersey DEP Cert. #TN001, New York DOH Lab #10781, North Carolina DPH Lab ID #21705, North Carolina DEHNR Cert. #64, Oklahoma DEQ ID #9415, Pennsylvania DEP Cert. #68-576, South Carolina DHEC Lab ID #84001001, Tennessee DOH Lab ID #02014, Utah DOH Cert. # QUAN3, Virginia DGS Lab ID #00165, Washington DOE Lab #C120, Wisconsin DNR Lab ID #998044300, US Army Corps of Engineers, Naval Facilities Engineering Service Center, US EPA Perchlorate Approval and USDA Soil Permit #S-46424. This list of approvals is subject to change and does not imply that laboratory certification is available for all parameters reported in this environmental sample data report.

Report Date : 08-Aug-2005 12:56

## STL Knoxville

## INITIAL CALIBRATION DATA

Start Cal Date : 01-JUL-2005 12:54  
 End Cal Date : 01-JUL-2005 16:32  
 Inj Method : ISTD  
 Origin : Disabled  
 Target Version : 3.50  
 Integrator : HP RTE  
 Method file : /var/chem/gcms/mg.i/G080805.b/TO14.m  
 Start Date : 08-Aug-2005 12:56 layk  
 Sample Type : Average

Compound	0.20000	0.50000	2.500	5.000	10.000	15.000	RRF	% RSD
	Level 1	Level 2	Level 3	Level 4	Level 5	Level 6		
	30.000							
	Level 7							
85 1,4-Dichlorobenzene	0.94627 1.07355	0.91356	1.09494	1.08956	1.05383	1.05741	1.03273	7.016
86 p-Cymene	0.86989 1.88056	1.20047	1.75004	1.90287	1.74578	1.75103	1.58580	24.804
87 Benzyl Chloride	0.47433 1.11221	0.58605	0.70818	0.85105	0.88776	0.96262	0.79746	27.779
88 1,2-Dichlorobenzene	0.88392 0.99218	0.83586	0.99821	1.01516	0.95905	0.95067	0.94787	6.917
89 n-butylbenzene	0.87013 1.74842	0.95581	1.43661	1.64684	1.56057	1.62663	1.40643	24.946
90 Undecane	++++ 1.55668	0.61382	1.15814	1.30580	1.38056	1.46260	1.24627	27.151
91 4-tert-Butyltoluene	0.69951 1.70644	0.88902	1.39515	1.58914	1.55908	1.56872	1.34386	29.030
92 Dodecane	++++ 1.24635	0.36089	0.80572	0.98941	1.10217	1.13106	0.93927	34.085 ←
93 Camphor	++++ ++++	++++	++++	0.39992	0.34848	0.33813	0.36218	9.138

050808  
STL-Knoxville  
TO-14 Autosampler Log  
'ME'

Sample	Volume	Position	Date	Time
CCV	103m <sup>l</sup>	15	8/8/2005	12:08:23 PM
BLK	500m <sup>l</sup>	16	8/8/2005	12:58:42 PM
BLKA	500m <sup>l</sup>	16	8/8/2005	1:45:29 PM
HG2JF	102m <sup>l</sup>	1	8/8/2005	2:34:13 PM
HG2JG	503m <sup>l</sup>	2	8/8/2005	3:24:38 PM
HG2H9	502m <sup>l</sup>	3	8/8/2005	4:14:43 PM
HG2JL	202m <sup>l</sup>	4	8/8/2005	5:28:51 PM
HG2JP	102m <sup>l</sup>	5	8/8/2005	6:17:00 PM
HG2JQ	252m <sup>l</sup>	6	8/8/2005	7:05:39 PM
HG2H4	202m <sup>l</sup>	7	8/8/2005	7:53:57 PM
HG2H5	152m <sup>l</sup>	8	8/8/2005	8:41:48 PM
HG2H6	252m <sup>l</sup>	9	8/8/2005	9:29:31 PM
HG2JT	502m <sup>l</sup>	10	8/8/2005	10:18:55 PM
HG2JV	502m <sup>l</sup>	11	8/8/2005	11:08:09 PM
HG2H8	502m <sup>l</sup>	12	8/8/2005	11:56:59 PM
HG2JC	252m <sup>l</sup>	13	8/9/2005	12:44:20 AM
HG2JCD	252m <sup>l</sup>	13	8/9/2005	1:31:21 AM
5525	500m <sup>l</sup>	1	8/9/2005	2:19:20 AM
5525A	500m <sup>l</sup>	1	8/9/2005	3:08:07 AM
HG2JGR	102m <sup>l</sup>	2	8/9/2005	3:54:31 AM
HG2JQR	102m <sup>l</sup>	6	8/9/2005	4:41:12 AM
HG2H4R	52m <sup>l</sup>	7	8/9/2005	5:27:37 AM
HG2JA	252m <sup>l</sup>	8	8/9/2005	6:14:18 AM
HG2JR	502m <sup>l</sup>	9	8/9/2005	7:03:10 AM
HG2H8R	252m <sup>l</sup>	12	8/9/2005	8:45:43 AM
HG2H7	252m <sup>l</sup>	13	8/9/2005	9:23:46 AM
HG2JJ	252m <sup>l</sup>	14	8/9/2005	10:03:11 AM
HG2HF	503m <sup>l</sup>	1	8/9/2005	10:45:50 AM

*OK wjt*  
*8/12/05*

ata File: /var/chem/gcms/mg.i/G080805.b/gccvh08.d  
 eport Date: 08-Aug-2005 13:01

## STL Knoxville

## CONTINUING CALIBRATION COMPOUNDS

Instrument ID: mg.i Injection Date: 08-AUG-2005 12:08 ✓  
 Lab File ID: gccvh08.d Init. Cal. Date(s): 01-JUL-2005 01-JUL-2005 ✓  
 Analysis Type: AIR Init. Cal. Times: 12:54 ✓ 16:32 ✓  
 Lab Sample ID: GCCV Quant Type: ISTD  
 Method: /var/chem/gcms/mg.i/G080805.b/TO14.m

*wj*

COMPOUND	RRF / AMOUNT	RF10	MIN RRF	%D / %DRIFT	MAX %D / %DRIFT	CURVE TYPE
4 1,2-Dichloroethane-d4	0.16189	0.17933	0.000	-10.77142	30.00000	Averaged
5 Toluene-d8	0.96626	1.01346	0.000	-4.88421	30.00000	Averaged
6 4-Bromofluorobenzene	0.64632	0.66170	0.000	-2.37907	30.00000	Averaged
7 Chlorodifluoromethane	3.47060	3.52230	0.000	-1.48957	30.00000	Averaged
8 Dichlorodifluoromethane	3.73704	3.77869	0.000	-1.11439	30.00000	Averaged
9 1,2-Dichlorotetrafluoroetha	2.86670	2.90257	0.000	-1.25126	30.00000	Averaged
10 Chloromethane	0.59116	0.56625	0.000	4.21257	30.00000	Averaged
11 Vinyl Chloride	1.87479	1.72103	0.000	8.20120	30.00000	Averaged
12 n-Butane	4.16059	3.92267	0.000	5.71858	30.00000	Averaged
13 1,3-Butadiene	1.56206	1.71052	0.000	-9.50389	30.00000	Averaged
14 Methanol	0.84045	0.61398	0.000	26.94568	30.00000	Averaged
15 Bromomethane	1.54138	1.45083	0.000	5.87475	30.00000	Averaged
16 Chloroethane	0.96859	0.86996	0.000	10.18281	30.00000	Averaged
17 Vinyl Bromide	3.31117	2.71112	0.000	18.12183	30.00000	Averaged
18 Trichlorofluoromethane	3.84505	3.92247	0.000	-2.01358	30.00000	Averaged
19 Pentane	0.66348	0.55589	0.000	16.21667	30.00000	Averaged
20 Ethyl Ether	1.64256	1.18642	0.000	27.76996	30.00000	Averaged
21 Acrolein	0.59698	0.36693	0.000	38.53503	30.00000	Averaged
22 1,1-Dichloroethene	1.76544	1.48583	0.000	15.83783	30.00000	Averaged
23 1,1,2-Trichlorotrifluoroeth	3.48059	2.95439	0.000	15.11813	30.00000	Averaged
24 Acetone	0.89685	0.62578	0.000	30.22486	30.00000	Averaged
25 Carbon Disulfide	5.14606	4.36224	0.000	15.23145	30.00000	Averaged
26 Acetonitrile	1.27860	1.17990	0.000	7.71967	30.00000	Averaged
27 3-Chloropropene	1.98672	1.82959	0.000	7.90915	30.00000	Averaged
28 Methylene Chloride	1.57247	1.48846	0.000	5.34267	30.00000	Averaged
29 2,3-Dimethyl butane	5.73089	5.39631	0.000	5.83829	30.00000	Averaged
30 tert-butanol	2.99272	2.77878	0.000	7.14884	30.00000	Averaged
31 Acrylonitrile	1.22058	1.17929	0.000	3.38241	30.00000	Averaged
32 trans-1,2-Dichloroethene	1.69810	1.68246	0.000	0.92114	30.00000	Averaged
33 Methyl-t-Butyl Ether	2.65088	2.50556	0.000	5.48183	30.00000	Averaged
34 Hexane	1.87298	1.74252	0.000	6.96551	30.00000	Averaged
35 1,1-Dichloroethane	3.02922	3.15285	0.000	-4.08104	30.00000	Averaged
36 Vinyl Acetate	3.40733	3.02357	0.000	11.26292	30.00000	Averaged
37 cis 1,2-Dichloroethene	1.65646	1.76372	0.000	-6.47517	30.00000	Averaged
38 2-Butanone	0.60471	0.56310	0.000	6.88168	30.00000	Averaged

*OK*

ata File: /var/chem/gcms/mg.i/G080805.b/gccvh08.d  
 Report Date: 08-Aug-2005 13:01

## STL Knoxville

## CONTINUING CALIBRATION COMPOUNDS

Instrument ID: mg.i                      Injection Date: 08-AUG-2005 12:08  
 Lab File ID: gccvh08.d                Init. Cal. Date(s): 01-JUL-2005 01-JUL-2005  
 Analysis Type: AIR                    Init. Cal. Times: 12:54 16:32  
 Lab Sample ID: GCCV                    Quant Type: ISTD  
 Method: /var/chem/gcms/mg.i/G080805.b/TO14.m

COMPOUND	RRF / AMOUNT	RF10	MIN		MAX		CURVE TYPE
			RRF	%D / %DRIFT	%D / %DRIFT		
39 Chloroform	2.78591	2.97921	0.000	-6.93869	30.00000	Averaged	
40 1,1,1-Trichloroethane	2.48983	3.00287	0.000	-20.60527	30.00000	Averaged	
41 Cyclohexane	0.76498	0.76850	0.000	-0.45972	30.00000	Averaged	
42 Carbon Tetrachloride	2.76630	3.23813	0.000	-17.05626	30.00000	Averaged	
43 Benzene	0.99049	1.04560	0.000	-5.56363	30.00000	Averaged	
44 1,2-Dichloroethane	0.43213	0.47907	0.000	-10.86249	30.00000	Averaged	
45 2,2,4-trimethylpentane	2.31797	2.49455	0.000	-7.61783	30.00000	Averaged	
46 Heptane	0.90299	0.98919	0.000	-9.54545	30.00000	Averaged	
47 Trichloroethene	0.46535	0.48764	0.000	-4.78948	30.00000	Averaged	
48 1-Butanol	0.16823	0.16189	0.000	3.76811	30.00000	Averaged	
49 1,2-Dichloropropane	0.38015	0.38608	0.000	-1.56199	30.00000	Averaged	
50 Dibromomethane	0.32811	0.38780	0.000	-18.19071	30.00000	Averaged	
51 Bromodichloromethane	0.58594	0.71206	0.000	-21.52457	30.00000	Averaged	
52 cis-1,3-Dichloropropene	0.51706	0.58899	0.000	-13.91253	30.00000	Averaged	
53 4-Methyl-2-pentanone	0.84075	0.89687	0.000	-6.67561	30.00000	Averaged	
54 Toluene	1.22579	1.30801	0.000	-6.70764	30.00000	Averaged	
55 Octane	0.41504	0.48988	0.000	-18.03397	30.00000	Averaged	
56 trans-1,3-Dichloropropene	0.33654	0.41315	0.000	-22.76130	30.00000	Averaged	
57 1,1,2-Trichloroethane	0.38698	0.43240	0.000	-11.73592	30.00000	Averaged	
58 Tetrachloroethene	0.45442	0.49683	0.000	-9.33216	30.00000	Averaged	
59 2-Hexanone	0.44979	0.50571	0.000	-12.43228	30.00000	Averaged	
60 Dibromochloromethane	0.59087	0.74809	0.000	-26.60927	30.00000	Averaged	
61 1,2-Dibromoethane	0.55724	0.61624	0.000	-10.58779	30.00000	Averaged	
62 Chlorobenzene	0.96948	1.05901	0.000	-9.23507	30.00000	Averaged	
63 Ethylbenzene	1.36560	1.46702	0.000	-7.42726	30.00000	Averaged	
64 m-Xylene (For p-)	1.00863	1.11697	0.000	-10.74104	30.00000	Averaged	
65 Nonane	0.92481	1.11888	0.000	-20.98513	30.00000	Averaged	
66 o-Xylene	1.02336	1.11369	0.000	-8.82643	30.00000	Averaged	
67 Styrene	0.70461	0.80142	0.000	-13.73949	30.00000	Averaged	
68 Bromoform	0.53403	0.69519	0.000	-30.17610	30.00000	Averaged	← OK
69 a-Pinene	0.85180	1.03485	0.000	-21.49060	30.00000	Averaged	
70 Cumene	1.65923	1.75228	0.000	-5.60843	30.00000	Averaged	
71 Camphene	0.59358	0.72313	0.000	-21.82465	30.00000	Averaged	
72 1,1,2,2-Tetrachloroethane	0.84859	0.86736	0.000	-2.21176	30.00000	Averaged	
73 1,2,3-Trichloropropane	0.25820	0.24858	0.000	3.72793	30.00000	Averaged	

ata File: /var/chem/gcms/mg.i/G080805.b/gccvh08.d  
 eport Date: 08-Aug-2005 13:01

## STL Knoxville

## CONTINUING CALIBRATION COMPOUNDS

nstrument ID: mg.i                      Injection Date: 08-AUG-2005 12:08  
 ab File ID: gccvh08.d                Init. Cal. Date(s): 01-JUL-2005 01-JUL-2005  
 nalysis Type: AIR                    Init. Cal. Times: 12:54 16:32  
 ab Sample ID: GCCV                    Quant Type: ISTD  
 ethod: /var/chem/gcms/mg.i/G080805.b/TO14.m

COMPOUND	RRF / AMOUNT	RF10	MIN		MAX		CURVE TYPE
			RRF	%D / %DRIFT	%D / %DRIFT		
74 n-Propylbenzene	0.48177	0.49049	0.000	-1.80856	30.00000	Averaged	
75 2-chlorotoluene	0.42188	0.42087	0.000	0.23952	30.00000	Averaged	
76 4-Ethyltoluene	1.59793	1.65529	0.000	-3.58934	30.00000	Averaged	
77 1,3,5-Trimethylbenzene	0.61258	0.63888	0.000	-4.29196	30.00000	Averaged	
78 b-Pinene	0.63512	0.77805	0.000	-22.50433	30.00000	Averaged	
79 Decane	1.19016	1.38498	0.000	-16.36908	30.00000	Averaged	
80 Alpha-Methylstyrene	0.61623	0.70929	0.000	-15.10287	30.00000	Averaged	
81 1,2,4-Trimethylbenzene	1.20939	1.27438	0.000	-5.37451	30.00000	Averaged	
82 sec-butylbenzene	1.92338	1.89900	0.000	1.26762	30.00000	Averaged	
83 1,3-Dichlorobenzene	1.04056	1.10322	0.000	-6.02254	30.00000	Averaged	
84 d-Limonene	0.46866	0.53227	0.000	-13.57278	30.00000	Averaged	
85 1,4-Dichlorobenzene	1.03273	1.10245	0.000	-6.75042	30.00000	Averaged	
86 p-Cymene	1.58580	1.67198	0.000	-5.43397	30.00000	Averaged	
87 Benzyl Chloride	0.79746	0.96352	0.000	-20.82351	30.00000	Averaged	
88 1,2-Dichlorobenzene	0.94787	0.99753	0.000	-5.23968	30.00000	Averaged	
89 n-butylbenzene	1.40643	1.52479	0.000	-8.41557	30.00000	Averaged	
90 Undecane	1.24627	1.40976	0.000	-13.11871	30.00000	Averaged	
91 4-tert-Butyltoluene	1.34386	1.46712	0.000	-9.17182	30.00000	Averaged	
92 Dodecane	0.93927	1.18642	0.000	-26.31309	30.00000	Averaged	
93 Camphor	0.36218	0.38114	0.000	-5.23681	30.00000	Averaged	
94 1,2,4-Trichlorobenzene	0.75652	0.77081	0.000	-1.88843	30.00000	Averaged	
95 Napthalene	1.83971	1.69056	0.000	8.10730	30.00000	Averaged	
96 Hexachlorobutadiene	0.55864	0.64802	0.000	-15.99851	30.00000	Averaged	

050809  
 STL-Knoxville  
 TO-14 Autosampler Log  
 'ME'

Sample	Volume	Position	Date	Time
CCV	103m <sup>l</sup>	15 ✓	8/9/2005	12:01:51 PM ✓
BLK	500m <sup>l</sup>	16 ✓	8/9/2005	12:54:07 PM
BLKA	500m <sup>l</sup>	16 ✓	8/9/2005	1:43:32 PM
HG2HL	252m <sup>l</sup>	10 ✓	8/9/2005	2:50:44 PM
HG2HT	252m <sup>l</sup>	11 ✓	8/9/2005	3:31:19 PM
HG2HV	52m <sup>l</sup>	12 ✓	8/9/2005	4:11:41 PM
HG2H7	102m <sup>l</sup>	13 ✓	8/9/2005	4:52:10 PM
HG2HM	102m <sup>l</sup>	14 ✓	8/9/2005	5:39:42 PM
HG2HF	202m <sup>l</sup>	1 ✓	8/9/2005	6:30:04 PM
HG2HLR	52m <sup>l</sup>	10 ✓	8/9/2005	7:16:25 PM
HG2HN	102m <sup>l</sup>	2 ✓	8/9/2005	8:43:59 PM ✓
HG2HP	102m <sup>l</sup>	3 ✓	8/9/2005	9:30:35 PM
HG2HX	102m <sup>l</sup>	4 ✓	8/9/2005	10:17:21 PM
HG2H1IX2	12m <sup>l</sup>	5 ✓	8/9/2005	11:03:47 PM
HG2H2	252m <sup>l</sup>	6 ✓	8/9/2005	11:51:03 PM
HG2H3	252m <sup>l</sup>	7 ✓	8/10/200	12:37:55 AM
HG6WX	52m <sup>l</sup>	8 ✓	8/10/200	1:24:05 AM
HG6WXD	52m <sup>l</sup>	8 ✓	8/10/200	2:10:23 AM
HG2HN	252m <sup>l</sup>	2 ✓	8/10/200	2:57:32 AM
HG2H3R	102m <sup>l</sup>	7 ✓	8/10/200	7:02:10 AM
HG2H1IX4	12m <sup>l</sup>	9 ✓	8/10/200	7:41:39 AM ✓

OK wj  
8/15/05



Data File: /var/chem/gcms/mg.i/G080905.b/gccvh09.d  
 Report Date: 10-Aug-2005 07:40

STL Knoxville

CONTINUING CALIBRATION COMPOUNDS

Instrument ID: mg.i Injection Date: 09-AUG-2005 12:01  
 Lab File ID: gccvh09.d Init. Cal. Date(s): 01-JUL-2005 01-JUL-2005  
 Analysis Type: AIR Init. Cal. Times: 12:54 ✓ 16:32 ✓  
 Lab Sample ID: HG8E81AC Quant Type: ISTD  
 Method: /var/chem/gcms/mg.i/G080905.b/TO14.m

*ok w/d  
8/15/05*

COMPOUND	MIN		MAX		CURVE TYPE	
	RRF / AMOUNT	RF10	RRF	%D / %DRIFT		
\$ 4 1,2-Dichloroethane-d4	0.16189	0.16989	0.000	-4.94315	30.00000	Averaged
\$ 5 Toluene-d8	0.96626	0.98509	0.000	-1.94844	30.00000	Averaged
\$ 6 4-Bromofluorobenzene	0.64632	0.66340	0.000	-2.64194	30.00000	Averaged
7 Chlorodifluoromethane	3.47060	3.65667	0.000	-5.36106	30.00000	Averaged
8 Dichlorodifluoromethane	3.73704	3.90734	0.000	-4.55709	30.00000	Averaged
9 1,2-Dichlorotetrafluoroetha	2.86670	2.99050	0.000	-4.31866	30.00000	Averaged
10 Chloromethane	0.59116	0.59628	0.000	-0.86585	30.00000	Averaged
11 Vinyl Chloride	1.87479	1.71779	0.000	8.37427	30.00000	Averaged
12 n-Butane	4.16059	3.86598	0.000	7.08100	30.00000	Averaged
13 1,3-Butadiene	1.56206	1.67415	0.000	-7.17552	30.00000	Averaged
14 Methanol	0.84045	0.56946	0.000	32.24277	30.00000	Averaged <-
15 Bromomethane	1.54138	1.49962	0.000	2.70939	30.00000	Averaged
16 Chloroethane	0.96859	0.84037	0.000	13.23793	30.00000	Averaged
17 Vinyl Bromide	3.31117	2.82235	0.000	14.76258	30.00000	Averaged
18 Trichlorofluoromethane	3.84505	4.02866	0.000	-4.77520	30.00000	Averaged
19 Pentane	0.66348	0.55276	0.000	16.68757	30.00000	Averaged
20 Ethyl Ether	1.64256	1.09225	0.000	33.50277	30.00000	Averaged <-
21 Acrolein	0.59698	0.35621	0.000	40.33126	30.00000	Averaged <-
22 1,1-Dichloroethene	1.76544	1.46282	0.000	17.14120	30.00000	Averaged
23 1,1,2-Trichlorotrifluoroeth	3.48059	2.90012	0.000	16.67734	30.00000	Averaged
24 Acetone	0.89685	0.58698	0.000	34.55054	30.00000	Averaged <-
25 Carbon Disulfide	5.14606	4.17318	0.000	18.90542	30.00000	Averaged
26 Acetonitrile	1.27860	1.15772	0.000	9.45461	30.00000	Averaged
27 3-Chloropropene	1.98672	1.75045	0.000	11.89250	30.00000	Averaged
28 Methylene Chloride	1.57247	1.43038	0.000	9.03593	30.00000	Averaged
29 2,3-Dimethyl butane	5.73089	5.38096	0.000	6.10614	30.00000	Averaged
30 tert-butanol	2.99272	2.72747	0.000	8.86316	30.00000	Averaged
31 Acrylonitrile	1.22058	1.15603	0.000	5.28820	30.00000	Averaged
32 trans-1,2-Dichloroethene	1.69810	1.67046	0.000	1.62777	30.00000	Averaged
33 Methyl-t-Butyl Ether	2.65088	2.47858	0.000	6.49969	30.00000	Averaged
34 Hexane	1.87298	1.71847	0.000	8.24967	30.00000	Averaged
35 1,1-Dichloroethane	3.02922	2.99353	0.000	1.17834	30.00000	Averaged
36 Vinyl Acetate	3.40733	2.85486	0.000	16.21427	30.00000	Averaged
37 cis 1,2-Dichloroethene	1.65646	1.66780	0.000	-0.68466	30.00000	Averaged
38 2-Butanone	0.60471	0.53873	0.000	10.91182	30.00000	Averaged

## **APPENDIX B**

### **VALIDATED FORM I's**

THIS PAGE IS INTENTIONALLY BLANK

URS Corp/ NYSDEC  
Client Sample ID: SG-5  
GC/MS Volatiles

Lot-Sample # H5H050178 - 001

Work Order # HG2HF1AD

Matrix.....: AIR

Date Sampled...: 8/2/05  
Prep Date.....: 8/9/05  
Prep Batch #....: 5222036  
Dilution Factor.: 4.23

Date Received..: 8/5/05  
Analysis Date... 8/9/05  
Method.....: TO-15

PARAMETER	RESULTS (ppb(v/v))	REPORTING LIMIT (ppb(v/v))	RESULTS (ug/m3)	REPORTING LIMIT (ug/m3)
Dichlorodifluoromethane	ND	0.85	ND	4.2
Chlorodifluoromethane	ND	0.85	ND	3.0
1,2-Dichloro-1,1,2,2-tetrafluoroethane	ND	0.85	ND	5.9
Chloromethane	ND	2.1	ND	4.4
Vinyl chloride	ND	0.85	ND	2.2
n-Butane	ND	0.85	ND	2.0
1,3-Butadiene	ND	0.85	ND	1.9
Bromomethane	ND	0.85	ND	3.3
Chloroethane	ND	0.85	ND	2.2
<b>Trichlorofluoromethane</b>	<b>1.1</b>	<b>0.85</b>	<b>6.1</b>	<b>4.8</b>
Pentane	ND	2.1	ND	6.2
1,1-Dichloroethene	ND	0.85	ND	3.4
1,1,2-Trichloro-1,2,2-trifluoroethane	ND	0.85	ND	6.5
Carbon disulfide	ND	0.85	ND	2.6
3-Chloropropene	ND	0.85	ND	2.6
Methylene chloride	ND	2.1	ND	7.3
trans-1,2-Dichloroethene	ND	0.85	ND	3.4
<b>n-Hexane</b>	<b>0.89</b>	<b>0.85</b>	<b>3.2</b>	<b>3.0</b>
1,1-Dichloroethane	ND	0.85	ND	3.4
cis-1,2-Dichloroethene	ND	0.85	ND	3.4
<b>Chloroform</b>	<b>5.9</b>	<b>0.85</b>	<b>29</b>	<b>4.1</b>
1,1,1-Trichloroethane	ND	0.85	ND	4.6
<b>Cyclohexane</b>	<b>2.2</b>	<b>2.1</b>	<b>7.7</b>	<b>7.3</b>
Carbon tetrachloride	ND	0.85	ND	5.3
Benzene	ND	0.85	ND	2.7
1,2-Dichloroethane	ND	0.85	ND	3.4
n-Heptane	ND	0.85	ND	3.5
<b>Trichloroethene</b>	<b>2.8</b>	<b>0.85</b>	<b>15</b>	<b>4.5</b>
1,2-Dichloropropane	ND	0.85	ND	3.9
Dibromomethane	ND	0.85	ND	6.0
Bromodichloromethane	ND	0.85	ND	5.7
cis-1,3-Dichloropropene	ND	0.85	ND	3.8
<b>Toluene</b>	<b>12</b>	<b>0.85</b>	<b>46</b>	<b>3.2</b>
<b>n-Octane</b>	<b>5.0</b>	<b>0.85</b>	<b>23</b>	<b>4.0</b>
trans-1,3-Dichloropropene	ND	0.85	ND	3.8
1,1,2-Trichloroethane	ND	0.85	ND	4.6

**URS Corp/ NYSDEC**  
**Client Sample ID: SG-5**  
**GC/MS Volatiles**

Lot-Sample # H5H050178 - 001

Work Order # HG2HF1AD

Matrix.....: AIR

PARAMETER	RESULTS (ppb(v/v))	REPORTING LIMIT (ppb(v/v))	RESULTS (ug/m3)	REPORTING LIMIT (ug/m3)
<b>Tetrachloroethene</b>	<b>65</b>	<b>0.85</b>	<b>440</b>	<b>5.7</b>
Dibromochloromethane	ND	0.85	ND	7.2
1,2-Dibromoethane (EDB)	ND	0.85	ND	6.5
Chlorobenzene	ND	0.85	ND	3.9
<b>Ethylbenzene</b>	<b>6.9</b>	<b>0.85</b>	<b>30</b>	<b>3.7</b>
<b>m-Xylene &amp; p-Xylene</b>	<b>16</b>	<b>0.85</b>	<b>67</b>	<b>3.7</b>
<b>Nonane</b>	<b>2.2</b>	<b>0.85</b>	<b>12</b>	<b>4.4</b>
<b>o-Xylene</b>	<b>6.4</b>	<b>0.85</b>	<b>28</b>	<b>3.7</b>
Styrene	ND	0.85	ND	3.6
Bromoform	ND	0.85	ND	8.7
Cumene	ND	0.85	ND	4.2
1,1,2,2-Tetrachloroethane	ND	0.85	ND	5.8
<b>n-Propylbenzene</b>	<b>1.1</b>	<b>0.85</b>	<b>5.6</b>	<b>4.2</b>
<b>1,3,5-Trimethylbenzene</b>	<b>2.1</b>	<b>0.85</b>	<b>10</b>	<b>4.2</b>
<b>n-Decane</b>	<b>7.4</b>	<b>0.85</b>	<b>43</b>	<b>4.9</b>
alpha-Methylstyrene	ND	0.85	ND	4.1
<b>1,2,4-Trimethylbenzene</b>	<b>8.0</b>	<b>0.85</b>	<b>39</b>	<b>4.2</b>
<b>1,3-Dichlorobenzene</b>	<b>7.1</b>	<b>0.85</b>	<b>43</b>	<b>5.1</b>
1,4-Dichlorobenzene	ND	0.85	ND	5.1
Benzyl chloride	ND	0.85	ND	4.4
1,2-Dichlorobenzene	ND	0.85	ND	5.1
n-Undecane	ND	4.2	ND	5.4
n-Dodecane	ND	4.2	ND	29
1,2,4-Trichlorobenzene	ND	4.2	ND	31
Hexachlorobutadiene	ND	4.2	ND	45
Naphthalene	ND	2.1	ND	11
<b>Methanol</b>	<b>180</b> J	<b>42</b>	<b>230</b> J	<b>55</b>
Ethyl ether	ND J	2.1	ND J	6.4
<b>Acetone</b>	<b>27</b> J	<b>21</b>	<b>65</b> J	<b>50</b>
Acrylonitrile	ND	2.1	ND	4.6
Vinyl acetate	ND	2.1	ND	7.4
2-Butanone (MEK)	ND	2.1	ND	6.2
<b>1-Butanol</b>	<b>4.0</b>	<b>2.1</b>	<b>12</b>	<b>6.4</b>
4-Methyl-2-pentanone (MIBK)	ND	2.1	ND	8.7
2-Hexanone	ND	2.1	ND	8.7
<b>Methyl tert-butyl ether</b>	<b>7.4</b>	<b>2.1</b>	<b>27</b>	<b>7.6</b>
<b>Acrolein</b>	<b>2.9</b> J	<b>2.1</b>	<b>6.6</b> J	<b>4.8</b>
Acetonitrile	ND	4.2	ND	7.1

*Handwritten:*  
 JPK  
 9/14/05

URS Corp/ NYSDEC  
Client Sample ID: SG-8  
GC/MS Volatiles

Lot-Sample # H5H050178 - 002

Work Order # HG2HL1AD

Matrix.....: AIR

Date Sampled...: 8/2/05  
Prep Date.....: 8/9/05  
Prep Batch #.....: 5222036  
Dilution Factor.: 15.2

Date Received...: 8/5/05  
Analysis Date...: 8/9/05  
Method.....: TO-15

PARAMETER	RESULTS (ppb(v/v))	REPORTING LIMIT (ppb(v/v))	RESULTS (ug/m3)	REPORTING LIMIT (ug/m3)
Dichlorodifluoromethane	ND	3.0	ND	15
Chlorodifluoromethane	ND	3.0	ND	11
1,2-Dichloro-1,1,2,2-tetrafluoroethane	ND	3.0	ND	21
Chloromethane	ND	7.6	ND	16
Vinyl chloride	ND	3.0	ND	7.8
n-Butane	ND	3.0	ND	7.2
1,3-Butadiene	ND	3.0	ND	6.7
Bromomethane	ND	3.0	ND	12
Chloroethane	ND	3.0	ND	8.0
<b>Trichlorofluoromethane</b>	<b>3.6</b>	<b>3.0</b>	<b>20</b>	<b>17</b>
Pentane	ND	7.6	ND	22
1,1-Dichloroethene	ND	3.0	ND	12
1,1,2-Trichloro-1,2,2-trifluoroethane	ND	3.0	ND	23
Carbon disulfide	ND	3.0	ND	9.5
3-Chloropropene	ND	3.0	ND	9.5
Methylene chloride	ND	7.6	ND	26
trans-1,2-Dichloroethene	ND	3.0	ND	12
n-Hexane	ND	3.0	ND	11
1,1-Dichloroethane	ND	3.0	ND	12
cis-1,2-Dichloroethene	ND	3.0	ND	12
<b>Chloroform</b>	<b>9.4</b>	<b>3.0</b>	<b>46</b>	<b>15</b>
1,1,1-Trichloroethane	ND	3.0	ND	17
Cyclohexane	ND	7.6	ND	26
Carbon tetrachloride	ND	3.0	ND	19
Benzene	ND	3.0	ND	9.7
1,2-Dichloroethane	ND	3.0	ND	12
n-Heptane	ND	3.0	ND	12
Trichloroethene	ND	3.0	ND	16
1,2-Dichloropropane	ND	3.0	ND	14
Dibromomethane	ND	3.0	ND	22
Bromodichloromethane	ND	3.0	ND	20
cis-1,3-Dichloropropene	ND	3.0	ND	14
<b>Toluene</b>	<b>17</b>	<b>3.0</b>	<b>66</b>	<b>11</b>
<b>n-Octane</b>	<b>4.1</b>	<b>3.0</b>	<b>19</b>	<b>14</b>
trans-1,3-Dichloropropene	ND	3.0	ND	14
1,1,2-Trichloroethane	ND	3.0	ND	17

URS Corp/ NYSDEC  
Client Sample ID: SG-8  
GC/MS Volatiles

Lot-Sample # H5H050178 - 002

Work Order # HG2HL1AD

Matrix.....: AIR

PARAMETER	RESULTS (ppb(v/v))	REPORTING LIMIT (ppb(v/v))	RESULTS (ug/m3)	REPORTING LIMIT (ug/m3)
<b>Tetrachloroethene</b>	<b>220</b>	<b>3.0</b>	<b>1500</b>	<b>21</b>
Dibromochloromethane	ND	3.0	ND	26
1,2-Dibromoethane (EDB)	ND	3.0	ND	23
Chlorobenzene	ND	3.0	ND	14
<b>Ethylbenzene</b>	<b>7.0</b>	<b>3.0</b>	<b>31</b>	<b>13</b>
<b>m-Xylene &amp; p-Xylene</b>	<b>14</b>	<b>3.0</b>	<b>61</b>	<b>13</b>
Nonane	ND	3.0	ND	16
<b>o-Xylene</b>	<b>5.5</b>	<b>3.0</b>	<b>24</b>	<b>13</b>
Styrene	ND	3.0	ND	13
Bromoform	ND	3.0	ND	31
Cumene	ND	3.0	ND	15
1,1,2,2-Tetrachloroethane	ND	3.0	ND	21
n-Propylbenzene	ND	3.0	ND	15
1,3,5-Trimethylbenzene	ND	3.0	ND	15
<b>n-Decane</b>	<b>4.7</b>	<b>3.0</b>	<b>27</b>	<b>18</b>
alpha-Methylstyrene	ND	3.0	ND	15
<b>1,2,4-Trimethylbenzene</b>	<b>5.3</b>	<b>3.0</b>	<b>26</b>	<b>15</b>
<b>1,3-Dichlorobenzene</b>	<b>6.2</b>	<b>3.0</b>	<b>37</b>	<b>18</b>
1,4-Dichlorobenzene	ND	3.0	ND	18
Benzyl chloride	ND	3.0	ND	16
1,2-Dichlorobenzene	ND	3.0	ND	18
n-Undecane	ND	15	ND	19
n-Dodecane	ND	15	ND	110
1,2,4-Trichlorobenzene	ND	15	ND	110
Hexachlorobutadiene	ND	15	ND	160
Naphthalene	ND	7.6	ND	40
<b>Methanol</b>	<b>180</b> JS	<b>150</b>	<b>230</b> JS	<b>200</b>
Ethyl ether	ND JS	7.6	ND JS	23
Acetone	ND JS	76	ND JS	180
Acrylonitrile	ND	7.6	ND	16
Vinyl acetate	ND	7.6	ND	27
2-Butanone (MEK)	ND	7.6	ND	22
1-Butanol	ND	7.6	ND	23
4-Methyl-2-pentanone (MIBK)	ND	7.6	ND	31
2-Hexanone	ND	7.6	ND	31
Methyl tert-butyl ether	ND	7.6	ND	27
Acrolein	ND JS	7.6	ND JS	17
Acetonitrile	ND	15	ND	26

CLAR  
8/26/05

URS Corp/ NYSDEC  
Client Sample ID: SG-9  
GC/MS Volatiles

Lot-Sample # H5H050178 - 003

Work Order # HG2HM1AD

Matrix.....: AIR

Date Sampled...: 8/3/05  
Prep Date.....: 8/9/05  
Prep Batch #....: 5222036  
Dilution Factor.: 7.85

Date Received..: 8/5/05  
Analysis Date... 8/9/05  
Method.....: TO-15

PARAMETER	RESULTS (ppb(v/v))	REPORTING LIMIT (ppb(v/v))	RESULTS (ug/m3)	REPORTING LIMIT (ug/m3)
Dichlorodifluoromethane	ND	1.6	ND	7.8
Chlorodifluoromethane	ND	1.6	ND	5.6
1,2-Dichloro-1,1,2,2-tetrafluoroethane	ND	1.6	ND	11
Chloromethane	ND	3.9	ND	8.1
Vinyl chloride	ND	1.6	ND	4.0
n-Butane	ND	1.6	ND	3.7
1,3-Butadiene	ND	1.6	ND	3.5
Bromomethane	ND	1.6	ND	6.1
Chloroethane	ND	1.6	ND	4.1
Trichlorofluoromethane	ND	1.6	ND	8.8
Pentane	ND	3.9	ND	12
1,1-Dichloroethene	ND	1.6	ND	6.2
1,1,2-Trichloro-1,2,2-trifluoroethane	1.7	1.6	13	12
Carbon disulfide	6.1	1.6	19	4.9
3-Chloropropene	ND	1.6	ND	4.9
Methylene chloride	ND	3.9	ND	14
trans-1,2-Dichloroethene	ND	1.6	ND	6.2
n-Hexane	ND	1.6	ND	5.5
1,1-Dichloroethane	ND	1.6	ND	6.4
cis-1,2-Dichloroethene	ND	1.6	ND	6.2
Chloroform	23	1.6	110	7.7
1,1,1-Trichloroethane	ND	1.6	ND	8.6
Cyclohexane	ND	3.9	ND	14
Carbon tetrachloride	ND	1.6	ND	9.9
Benzene	ND	1.6	ND	5.0
1,2-Dichloroethane	ND	1.6	ND	6.4
n-Heptane	ND	1.6	ND	6.4
Trichloroethene	2.8	1.6	15	8.4
1,2-Dichloropropane	ND	1.6	ND	7.3
Dibromomethane	ND	1.6	ND	11
Bromodichloromethane	ND	1.6	ND	11
cis-1,3-Dichloropropene	ND	1.6	ND	7.1
Toluene	15	1.6	56	5.9
n-Octane	2.3	1.6	11	7.3
trans-1,3-Dichloropropene	ND	1.6	ND	7.1
1,1,2-Trichloroethane	ND	1.6	ND	8.6



URS Corp/ NYSDEC  
Client Sample ID: SG-9  
GC/MS Volatiles

Lot-Sample # H5H050178 - 003

Work Order # HG2HM1AD

Matrix.....: AIR

PARAMETER	RESULTS (ppb(v/v))	REPORTING LIMIT (ppb(v/v))	RESULTS (ug/m3)	REPORTING LIMIT (ug/m3)
<b>Tetrachloroethene</b>	<b>84</b>	<b>1.6</b>	<b>570</b>	<b>11</b>
Dibromochloromethane	ND	1.6	ND	13
1,2-Dibromoethane (EDB)	ND	1.6	ND	12
Chlorobenzene	ND	1.6	ND	7.2
<b>Ethylbenzene</b>	<b>3.2</b>	<b>1.6</b>	<b>14</b>	<b>6.8</b>
<b>m-Xylene &amp; p-Xylene</b>	<b>6.1</b>	<b>1.6</b>	<b>27</b>	<b>6.8</b>
<b>Nonane</b>	<b>2.5</b>	<b>1.6</b>	<b>13</b>	<b>8.2</b>
<b>o-Xylene</b>	<b>3.1</b>	<b>1.6</b>	<b>13</b>	<b>6.8</b>
Styrene	ND	1.6	ND	6.7
Bromoform	ND	1.6	ND	16
Cumene	ND	1.6	ND	16
1,1,2,2-Tetrachloroethane	ND	1.6	ND	7.7
n-Propylbenzene	ND	1.6	ND	11
1,3,5-Trimethylbenzene	ND	1.6	ND	7.7
<b>n-Decane</b>	<b>5.7</b>	<b>1.6</b>	<b>33</b>	<b>9.1</b>
alpha-Methylstyrene	ND	1.6	ND	7.6
<b>1,2,4-Trimethylbenzene</b>	<b>3.6</b>	<b>1.6</b>	<b>18</b>	<b>7.7</b>
<b>1,3-Dichlorobenzene</b>	<b>4.2</b>	<b>1.6</b>	<b>26</b>	<b>9.4</b>
1,4-Dichlorobenzene	ND	1.6	ND	9.4
Benzyl chloride	ND	1.6	ND	8.1
1,2-Dichlorobenzene	ND	1.6	ND	9.4
n-Undecane	ND	7.8	ND	10
n-Dodecane	ND	7.8	ND	55
1,2,4-Trichlorobenzene	ND	7.8	ND	58
Hexachlorobutadiene	ND	7.8	ND	84
Naphthalene	ND	3.9	ND	21
<b>Methanol</b>	<b>160</b> <i>SS</i>	<b>78</b>	<b>200</b> <i>SS</i>	<b>100</b>
Ethyl ether	ND <i>SS</i>	3.9	ND <i>SS</i>	12
Acetone	ND <i>SS</i>	39	ND <i>SS</i>	93
Acrylonitrile	ND	3.9	ND	8.5
Vinyl acetate	ND	3.9	ND	14
2-Butanone (MEK)	ND	3.9	ND	12
<b>1-Butanol</b>	<b>3.9</b>	<b>3.9</b>	<b>12</b>	<b>12</b>
4-Methyl-2-pentanone (MIBK)	ND	3.9	ND	16
2-Hexanone	ND	3.9	ND	16
<b>Methyl tert-butyl ether</b>	<b>4.7</b>	<b>3.9</b>	<b>17</b>	<b>14</b>
<b>Acrolein</b>	<b>4.1</b> <i>SS</i>	<b>3.9</b>	<b>9.3</b> <i>SS</i>	<b>9.0</b>
Acetonitrile	ND	7.8	ND	13

*Handwritten signature and date:*  
8/26/05

URS Corp/ NYSDEC  
Client Sample ID: SG-10  
GC/MS Volatiles

Lot-Sample # H5H050178 - 004

Work Order # HG2HN1AD

Matrix.....: AIR

Date Sampled...: 8/3/05  
Prep Date.....: 8/9/05  
Prep Batch #....: 5222036  
Dilution Factor.: 3.06

Date Received...: 8/5/05  
Analysis Date... 8/10/05  
Method.....: TO-15

PARAMETER	RESULTS (ppb(v/v))	REPORTING LIMIT (ppb(v/v))	RESULTS (ug/m3)	REPORTING LIMIT (ug/m3)
<b>Dichlorodifluoromethane</b>	<b>38</b>	<b>0.61</b>	<b>190</b>	<b>3.0</b>
Chlorodifluoromethane	ND	0.61	ND	2.2
1,2-Dichloro-1,1,2,2-tetrafluoroethane	ND	0.61	ND	4.3
Chloromethane	ND	1.5	ND	3.2
Vinyl chloride	ND	0.61	ND	1.6
n-Butane	ND	0.61	ND	1.5
1,3-Butadiene	ND	0.61	ND	1.4
Bromomethane	ND	0.61	ND	2.4
Chloroethane	ND	0.61	ND	1.6
<b>Trichlorofluoromethane</b>	<b>1.6</b>	<b>0.61</b>	<b>9.3</b>	<b>3.4</b>
Pentane	ND	1.5	ND	4.5
1,1-Dichloroethene	ND	0.61	ND	2.4
1,1,2-Trichloro-1,2,2-trifluoroethane	ND	0.61	ND	4.7
<b>Carbon disulfide</b>	<b>4.9</b>	<b>0.61</b>	<b>15</b>	<b>1.9</b>
3-Chloropropene	ND	0.61	ND	1.9
Methylene chloride	ND	1.5	ND	5.3
trans-1,2-Dichloroethene	ND	0.61	ND	2.4
<b>n-Hexane</b>	<b>1.0</b>	<b>0.61</b>	<b>3.6</b>	<b>2.2</b>
1,1-Dichloroethane	ND	0.61	ND	2.5
cis-1,2-Dichloroethene	ND	0.61	ND	2.4
<b>Chloroform</b>	<b>15</b>	<b>0.61</b>	<b>74</b>	<b>3.0</b>
<b>1,1,1-Trichloroethane</b>	<b>1.5</b>	<b>0.61</b>	<b>8.0</b>	<b>3.3</b>
<b>Cyclohexane</b>	<b>1.8</b>	<b>1.5</b>	<b>6.4</b>	<b>5.3</b>
Carbon tetrachloride	ND	0.61	ND	3.9
Benzene	ND	0.61	ND	2.0
1,2-Dichloroethane	ND	0.61	ND	2.5
n-Heptane	ND	0.61	ND	2.5
Trichloroethene	ND	0.61	ND	3.3
1,2-Dichloropropane	ND	0.61	ND	2.8
Dibromomethane	ND	0.61	ND	4.4
Bromodichloromethane	ND	0.61	ND	4.1
cis-1,3-Dichloropropene	ND	0.61	ND	2.8
<b>Toluene</b>	<b>11</b>	<b>0.61</b>	<b>41</b>	<b>2.3</b>
<b>n-Octane</b>	<b>2.1</b>	<b>0.61</b>	<b>9.8</b>	<b>2.9</b>
trans-1,3-Dichloropropene	ND	0.61	ND	2.8
1,1,2-Trichloroethane	ND	0.61	ND	3.3

URS Corp/ NYSDEC  
Client Sample ID: SG-10  
GC/MS Volatiles

Lot-Sample # H5H050178 - 004

Work Order # HG2HN1AD

Matrix.....: AIR

PARAMETER	RESULTS (ppb(v/v))	REPORTING LIMIT (ppb(v/v))	RESULTS (ug/m3)	REPORTING LIMIT (ug/m3)
<b>Tetrachloroethene</b>	17	0.61	120	4.2
Dibromochloromethane	ND	0.61	ND	5.2
1,2-Dibromoethane (EDB)	ND	0.61	ND	4.7
Chlorobenzene	ND	0.61	ND	2.8
<b>Ethylbenzene</b>	3.1	0.61	13	2.7
<b>m-Xylene &amp; p-Xylene</b>	5.6	0.61	24	2.7
<b>Nonane</b>	1.5	0.61	7.8	3.2
<b>o-Xylene</b>	2.5	0.61	11	2.7
Styrene	ND	0.61	ND	2.6
Bromoform	ND	0.61	ND	6.3
Cumene	ND	0.61	ND	3.0
1,1,2,2-Tetrachloroethane	ND	0.61	ND	4.2
n-Propylbenzene	ND	0.61	ND	3.0
<b>1,3,5-Trimethylbenzene</b>	0.83	0.61	4.1	3.0
<b>n-Decane</b>	3.8	0.61	22	3.6
alpha-Methylstyrene	ND	0.61	ND	3.0
<b>1,2,4-Trimethylbenzene</b>	2.6	0.61	13	3.0
<b>1,3-Dichlorobenzene</b>	1.9	0.61	11	3.7
1,4-Dichlorobenzene	ND	0.61	ND	3.7
Benzyl chloride	ND	0.61	ND	3.2
1,2-Dichlorobenzene	ND	0.61	ND	3.7
n-Undecane	ND	3.1	ND	3.9
n-Dodecane	ND	3.1	ND	21
1,2,4-Trichlorobenzene	ND	3.1	ND	23
Hexachlorobutadiene	ND	3.1	ND	33
Naphthalene	ND	1.5	ND	8.0
<b>Methanol</b>	110 <sup>S</sup>	31	140 <sup>S</sup>	40
Ethyl ether	ND <sup>US</sup>	1.5	ND <sup>US</sup>	4.6
Acetone	ND <sup>US</sup>	1.5	ND <sup>US</sup>	36
Acrylonitrile	ND	1.5	ND	3.3
Vinyl acetate	ND	1.5	ND	5.4
2-Butanone (MEK)	ND	1.5	ND	4.5
<b>1-Butanol</b>	1.8	1.5	5.4	4.6
4-Methyl-2-pentanone (MIBK)	ND	1.5	ND	6.3
2-Hexanone	ND	1.5	ND	6.3
<b>Methyl tert-butyl ether</b>	3.3	1.5	12	5.5
<b>Acrolein</b>	3.0 <sup>S</sup>	1.5	6.8 <sup>S</sup>	3.5
Acetonitrile	ND	3.1	ND	5.1

*Handwritten signature/initials*  
@bae/ks

## URS Corp/ NYSDEC

Client Sample ID: SG-12

## GC/MS Volatiles

Lot-Sample # H5H050178 - 005

Work Order # HG2HP1AD

Matrix.....: AIR

Date Sampled...: 8/3/05  
 Prep Date.....: 8/9/05  
 Prep Batch #.....: 5222036  
 Dilution Factor.: 7.7

Date Received..: 8/5/05  
 Analysis Date... 8/9/05  
 Method.....: TO-15

PARAMETER	RESULTS (ppb(v/v))	REPORTING LIMIT (ppb(v/v))	RESULTS (ug/m3)	REPORTING LIMIT (ug/m3)
Dichlorodifluoromethane	ND	1.5	ND	7.6
Chlorodifluoromethane	ND	1.5	ND	5.4
1,2-Dichloro-1,1,2,2-tetrafluoroethane	ND	1.5	ND	11
Chloromethane	ND	3.8	ND	8.0
Vinyl chloride	ND	1.5	ND	3.9
n-Butane	ND	1.5	ND	3.7
1,3-Butadiene	ND	1.5	ND	3.4
Bromomethane	ND	1.5	ND	6.0
Chloroethane	ND	1.5	ND	4.1
Trichlorofluoromethane	ND	1.5	ND	8.7
Pentane	ND	3.8	ND	11
1,1-Dichloroethene	ND	1.5	ND	6.1
1,1,2-Trichloro-1,2,2-trifluoroethane	ND	1.5	ND	12
<b>Carbon disulfide</b>	<b>4.1</b>	<b>1.5</b>	<b>13</b>	<b>4.8</b>
3-Chloropropene	ND	1.5	ND	4.8
Methylene chloride	ND	3.8	ND	13
trans-1,2-Dichloroethene	ND	1.5	ND	6.1
<b>n-Hexane</b>	<b>2.5</b>	<b>1.5</b>	<b>9.0</b>	<b>5.4</b>
1,1-Dichloroethane	ND	1.5	ND	6.2
cis-1,2-Dichloroethene	ND	1.5	ND	6.1
<b>Chloroform</b>	<b>3.6</b>	<b>1.5</b>	<b>18</b>	<b>7.5</b>
1,1,1-Trichloroethane	ND	1.5	ND	8.4
Cyclohexane	ND	3.8	ND	13
Carbon tetrachloride	ND	1.5	ND	9.7
Benzene	ND	1.5	ND	4.9
1,2-Dichloroethane	ND	1.5	ND	6.2
n-Heptane	ND	1.5	ND	6.3
Trichloroethene	ND	1.5	ND	8.3
1,2-Dichloropropane	ND	1.5	ND	7.1
Dibromomethane	ND	1.5	ND	11
Bromodichloromethane	ND	1.5	ND	10
cis-1,3-Dichloropropene	ND	1.5	ND	7.0
<b>Toluene</b>	<b>12</b>	<b>1.5</b>	<b>45</b>	<b>5.8</b>
<b>n-Octane</b>	<b>2.8</b>	<b>1.5</b>	<b>13</b>	<b>7.2</b>
trans-1,3-Dichloropropene	ND	1.5	ND	7.0
1,1,2-Trichloroethane	ND	1.5	ND	8.4

URS Corp/ NYSDEC  
Client Sample ID: SG-12  
GC/MS Volatiles

Lot-Sample # H5H050178 - 005

Work Order # HG2HP1AD

Matrix.....: AIR

PARAMETER	RESULTS (ppb(v/v))	REPORTING LIMIT (ppb(v/v))	RESULTS (ug/m3)	REPORTING LIMIT (ug/m3)
<b>Tetrachloroethene</b>	<b>150</b>	<b>1.5</b>	<b>1000</b>	<b>10</b>
Dibromochloromethane	ND	1.5	ND	13
1,2-Dibromoethane (EDB)	ND	1.5	ND	12
Chlorobenzene	ND	1.5	ND	7.1
<b>Ethylbenzene</b>	<b>3.6</b>	<b>1.5</b>	<b>16</b>	<b>6.7</b>
<b>m-Xylene &amp; p-Xylene</b>	<b>6.6</b>	<b>1.5</b>	<b>29</b>	<b>6.7</b>
Nonane	1.9	1.5	10	8.1
<b>o-Xylene</b>	<b>3.0</b>	<b>1.5</b>	<b>13</b>	<b>6.7</b>
Styrene	ND	1.5	ND	6.6
Bromoform	ND	1.5	ND	16
Cumene	ND	1.5	ND	7.6
1,1,2,2-Tetrachloroethane	ND	1.5	ND	11
n-Propylbenzene	ND	1.5	ND	7.6
1,3,5-Trimethylbenzene	ND	1.5	ND	7.6
<b>n-Decane</b>	<b>4.3</b>	<b>1.5</b>	<b>25</b>	<b>9.0</b>
alpha-Methylstyrene	ND	1.5	ND	7.4
<b>1,2,4-Trimethylbenzene</b>	<b>3.1</b>	<b>1.5</b>	<b>15</b>	<b>7.6</b>
<b>1,3-Dichlorobenzene</b>	<b>2.9</b>	<b>1.5</b>	<b>17</b>	<b>9.3</b>
1,4-Dichlorobenzene	ND	1.5	ND	9.3
Benzyl chloride	ND	1.5	ND	8.0
1,2-Dichlorobenzene	ND	1.5	ND	9.3
n-Undecane	ND	7.7	ND	9.8
n-Dodecane	ND	7.7	ND	54
1,2,4-Trichlorobenzene	ND	7.7	ND	57
Hexachlorobutadiene	ND	7.7	ND	82
Naphthalene	ND	3.8	ND	20
<b>Methanol</b>	<b>130</b> JS	<b>77</b>	<b>170</b> JS	<b>100</b>
Ethyl ether	ND JS	3.8	ND JS	12
Acetone	ND JS	38	ND JS	91
Acrylonitrile	ND	3.8	ND	8.4
Vinyl acetate	ND	3.8	ND	14
2-Butanone (MEK)	ND	3.8	ND	11
<b>1-Butanol</b>	<b>4.4</b>	<b>3.8</b>	<b>13</b>	<b>12</b>
4-Methyl-2-pentanone (MIBK)	ND	3.8	ND	16
2-Hexanone	ND	3.8	ND	16
<b>Methyl tert-butyl ether</b>	<b>4.2</b>	<b>3.8</b>	<b>15</b>	<b>14</b>
Acrolein	ND JS	3.8	ND JS	8.8
Acetonitrile	ND	7.7	ND	13

JS  
8/15/05

URS Corp/ NYSDEC  
 Client Sample ID: SG-13  
 GC/MS Volatiles

Lot-Sample # H5H050178 - 006

Work Order # HG2HT1AD

Matrix.....: AIR

Date Sampled...: 8/2/05  
 Prep Date.....: 8/9/05  
 Prep Batch #.....: 5222036  
 Dilution Factor.: 3.06

Date Received..: 8/5/05  
 Analysis Date... 8/9/05  
 Method.....: TO-15

PARAMETER	RESULTS (ppb(v/v))	REPORTING LIMIT (ppb(v/v))	RESULTS (ug/m3)	REPORTING LIMIT (ug/m3)
Dichlorodifluoromethane	0.80	0.61	3.9	3.0
Chlorodifluoromethane	ND	0.61	ND	2.2
1,2-Dichloro-1,1,2,2-tetrafluoroethane	ND	0.61	ND	4.3
Chloromethane	ND	1.5	ND	3.2
Vinyl chloride	ND	0.61	ND	1.6
n-Butane	ND	0.61	ND	1.5
1,3-Butadiene	ND	0.61	ND	1.4
Bromomethane	ND	0.61	ND	2.4
Chloroethane	ND	0.61	ND	1.6
Trichlorofluoromethane	0.78	0.61	4.4	3.4
Pentane	ND	1.5	ND	4.5
1,1-Dichloroethene	ND	0.61	ND	2.4
1,1,2-Trichloro-1,2,2-trifluoroethane	ND	0.61	ND	4.7
Carbon disulfide	ND	0.61	ND	1.9
3-Chloropropene	ND	0.61	ND	1.9
Methylene chloride	ND	1.5	ND	5.3
trans-1,2-Dichloroethene	ND	0.61	ND	2.4
n-Hexane	1.1	0.61	3.8	2.2
1,1-Dichloroethane	ND	0.61	ND	2.5
cis-1,2-Dichloroethene	ND	0.61	ND	2.4
Chloroform	16	0.61	76	3.0
1,1,1-Trichloroethane	ND	0.61	ND	3.3
Cyclohexane	2.9	1.5	10	5.3
Carbon tetrachloride	ND	0.61	ND	3.9
Benzene	ND	0.61	ND	2.0
1,2-Dichloroethane	ND	0.61	ND	2.5
n-Heptane	0.77	0.61	3.1	2.5
Trichloroethene	ND	0.61	ND	3.3
1,2-Dichloropropane	ND	0.61	ND	2.8
Dibromomethane	ND	0.61	ND	4.4
Bromodichloromethane	ND	0.61	ND	4.1
cis-1,3-Dichloropropene	ND	0.61	ND	2.8
Toluene	15	0.61	56	2.3
n-Octane	4.9	0.61	23	2.9
trans-1,3-Dichloropropene	ND	0.61	ND	2.8
1,1,2-Trichloroethane	ND	0.61	ND	3.3

URS Corp/ NYSDEC  
Client Sample ID: SG-13  
GC/MS Volatiles

Lot-Sample # H5H050178 - 006

Work Order # HG2HT1AD

Matrix.....: AIR

PARAMETER	RESULTS (ppb(v/v))	REPORTING LIMIT (ppb(v/v))	RESULTS (ug/m3)	REPORTING LIMIT (ug/m3)
<b>Tetrachloroethene</b>	<b>24</b>	<b>0.61</b>	<b>160</b>	<b>4.2</b>
Dibromochloromethane	ND	0.61	ND	5.2
1,2-Dibromoethane (EDB)	ND	0.61	ND	4.7
Chlorobenzene	ND	0.61	ND	2.8
<b>Ethylbenzene</b>	<b>7.1</b>	<b>0.61</b>	<b>31</b>	<b>2.7</b>
<b>m-Xylene &amp; p-Xylene</b>	<b>15</b>	<b>0.61</b>	<b>64</b>	<b>2.7</b>
<b>Nonane</b>	<b>2.2</b>	<b>0.61</b>	<b>12</b>	<b>3.2</b>
<b>o-Xylene</b>	<b>5.8</b>	<b>0.61</b>	<b>25</b>	<b>2.7</b>
Styrene	ND	0.61	ND	2.6
Bromoform	ND	0.61	ND	6.3
Cumene	ND	0.61	ND	3.0
1,1,2,2-Tetrachloroethane	ND	0.61	ND	4.2
<b>n-Propylbenzene</b>	<b>0.78</b>	<b>0.61</b>	<b>3.8</b>	<b>3.0</b>
<b>1,3,5-Trimethylbenzene</b>	<b>1.6</b>	<b>0.61</b>	<b>8.0</b>	<b>3.0</b>
<b>n-Decane</b>	<b>6.2</b>	<b>0.61</b>	<b>36</b>	<b>3.6</b>
alpha-Methylstyrene	ND	0.61	ND	3.0
<b>1,2,4-Trimethylbenzene</b>	<b>5.6</b>	<b>0.61</b>	<b>28</b>	<b>3.0</b>
<b>1,3-Dichlorobenzene</b>	<b>4.1</b>	<b>0.61</b>	<b>25</b>	<b>3.7</b>
1,4-Dichlorobenzene	ND	0.61	ND	3.7
Benzyl chloride	ND	0.61	ND	3.2
1,2-Dichlorobenzene	ND	0.61	ND	3.7
n-Undecane	ND	3.1	ND	3.9
n-Dodecane	ND	3.1	ND	21
1,2,4-Trichlorobenzene	ND	3.1	ND	23
Hexachlorobutadiene	ND	3.1	ND	33
Naphthalene	ND	1.5	ND	8.0
<b>Methanol</b>	<b>150</b> <i>S</i>	<b>31</b>	<b>200</b> <i>S</i>	<b>40</b>
Ethyl ether	ND <i>S</i>	1.5	ND <i>S</i>	4.6
<b>Acetone</b>	<b>21</b> <i>S</i>	<b>15</b>	<b>50</b> <i>S</i>	<b>36</b>
Acrylonitrile	ND	1.5	ND	3.3
Vinyl acetate	ND	1.5	ND	5.4
<b>2-Butanone (MEK)</b>	<b>4.0</b>	<b>1.5</b>	<b>12</b>	<b>4.5</b>
<b>1-Butanol</b>	<b>3.1</b>	<b>1.5</b>	<b>9.5</b>	<b>4.6</b>
4-Methyl-2-pentanone (MIBK)	ND	1.5	ND	6.3
2-Hexanone	ND	1.5	ND	6.3
<b>Methyl tert-butyl ether</b>	<b>6.3</b>	<b>1.5</b>	<b>23</b>	<b>5.5</b>
<b>Acrolein</b>	<b>2.7</b> <i>S</i>	<b>1.5</b>	<b>6.2</b> <i>S</i>	<b>3.5</b>
Acetonitrile	ND	3.1	ND	5.1

*Handwritten signature*  
9/14/05

URS Corp/ NYSDEC  
Client Sample ID: SG-15

## GC/MS Volatiles

Lot-Sample # H5H050178 - 007

Work Order # HG2HV1AD

Matrix.....: AIR

Date Sampled...: 8/2/05  
Prep Date.....: 8/9/05  
Prep Batch #.....: 5222036  
Dilution Factor.: 15.6

Date Received..: 8/5/05  
Analysis Date... 8/9/05  
Method.....: TO-15

PARAMETER	RESULTS (ppb(v/v))	REPORTING LIMIT (ppb(v/v))	RESULTS (ug/m3)	REPORTING LIMIT (ug/m3)
Dichlorodifluoromethane	ND	3.1	ND	15
Chlorodifluoromethane	ND	3.1	ND	11
1,2-Dichloro-1,1,2,2-tetrafluoroethane	ND	3.1	ND	22
Chloromethane	ND	7.8	ND	16
Vinyl chloride	ND	3.1	ND	8.0
n-Butane	ND	3.1	ND	7.4
1,3-Butadiene	ND	3.1	ND	6.9
Bromomethane	ND	3.1	ND	12
Chloroethane	ND	3.1	ND	8.2
<b>Trichlorofluoromethane</b>	<b>4.2</b>	<b>3.1</b>	<b>24</b>	<b>18</b>
Pentane	ND	7.8	ND	23
1,1-Dichloroethene	ND	3.1	ND	12
1,1,2-Trichloro-1,2,2-trifluoroethane	ND	3.1	ND	24
Carbon disulfide	ND	3.1	ND	9.7
3-Chloropropene	ND	3.1	ND	9.8
Methylene chloride	ND	7.8	ND	27
trans-1,2-Dichloroethene	ND	3.1	ND	12
n-Hexane	ND	3.1	ND	11
1,1-Dichloroethane	ND	3.1	ND	13
cis-1,2-Dichloroethene	ND	3.1	ND	12
<b>Chloroform</b>	<b>40</b>	<b>3.1</b>	<b>200</b>	<b>15</b>
1,1,1-Trichloroethane	ND	3.1	ND	17
Cyclohexane	ND	7.8	ND	27
Carbon tetrachloride	ND	3.1	ND	20
Benzene	ND	3.1	ND	10.0
1,2-Dichloroethane	ND	3.1	ND	13
n-Heptane	ND	3.1	ND	13
Trichloroethene	ND	3.1	ND	17
1,2-Dichloropropane	ND	3.1	ND	14
Dibromomethane	ND	3.1	ND	22
Bromodichloromethane	ND	3.1	ND	21
cis-1,3-Dichloropropene	ND	3.1	ND	14
<b>Toluene</b>	<b>15</b>	<b>3.1</b>	<b>58</b>	<b>12</b>
<b>n-Octane</b>	<b>5.0</b>	<b>3.1</b>	<b>23</b>	<b>15</b>
trans-1,3-Dichloropropene	ND	3.1	ND	14
1,1,2-Trichloroethane	ND	3.1	ND	17



URS Corp/ NYSDEC  
Client Sample ID: SG-15  
GC/MS Volatiles

Lot-Sample # H5H050178 - 007

Work Order # HG2HV1AD

Matrix.....: AIR

PARAMETER	RESULTS (ppb(v/v))	REPORTING LIMIT (ppb(v/v))	RESULTS (ug/m3)	REPORTING LIMIT (ug/m3)
<b>Tetrachloroethene</b>	<b>6.3</b>	<b>3.1</b>	<b>43</b>	<b>21</b>
Dibromochloromethane	ND	3.1	ND	27
1,2-Dibromoethane (EDB)	ND	3.1	ND	24
Chlorobenzene	ND	3.1	ND	14
<b>Ethylbenzene</b>	<b>7.8</b>	<b>3.1</b>	<b>34</b>	<b>14</b>
<b>m-Xylene &amp; p-Xylene</b>	<b>15</b>	<b>3.1</b>	<b>67</b>	<b>14</b>
Nonane	ND	3.1	ND	16
<b>o-Xylene</b>	<b>6.4</b>	<b>3.1</b>	<b>28</b>	<b>14</b>
Styrene	ND	3.1	ND	13
Bromoform	ND	3.1	ND	32
Cumene	ND	3.1	ND	15
1,1,2,2-Tetrachloroethane	ND	3.1	ND	21
n-Propylbenzene	ND	3.1	ND	15
1,3,5-Trimethylbenzene	ND	3.1	ND	15
<b>n-Decane</b>	<b>5.2</b>	<b>3.1</b>	<b>31</b>	<b>18</b>
alpha-Methylstyrene	ND	3.1	ND	15
<b>1,2,4-Trimethylbenzene</b>	<b>5.6</b>	<b>3.1</b>	<b>27</b>	<b>15</b>
<b>1,3-Dichlorobenzene</b>	<b>6.4</b>	<b>3.1</b>	<b>38</b>	<b>19</b>
1,4-Dichlorobenzene	ND	3.1	ND	19
Benzyl chloride	ND	3.1	ND	16
1,2-Dichlorobenzene	ND	3.1	ND	19
n-Undecane	ND	16	ND	20
n-Dodecane	ND	16	ND	110
1,2,4-Trichlorobenzene	ND	16	ND	120
Hexachlorobutadiene	ND	16	ND	170
Naphthalene	ND	7.8	ND	41
<b>Methanol</b>	<b>170</b> JS	<b>160</b>	<b>220</b> JS	<b>200</b>
Ethyl ether	ND JS	7.8	ND JS	24
Acetone	ND JS	78	ND JS	190
Acrylonitrile	ND	7.8	ND	17
Vinyl acetate	ND	7.8	ND	27
2-Butanone (MEK)	ND	7.8	ND	23
1-Butanol	ND	7.8	ND	24
4-Methyl-2-pentanone (MIBK)	ND	7.8	ND	32
2-Hexanone	ND	7.8	ND	32
Methyl tert-butyl ether	ND	7.8	ND	28
Acrolein	ND JS	7.8	ND JS	18
Acetonitrile	ND	16	ND	26

  
 8/26/05

URS Corp/NYSDEC  
Client Sample ID: SG-16  
GC/MS Volatiles

Lot-Sample # H5H050178 - 008

Work Order # HG2HX1AD

Matrix.....: AIR

Date Sampled...: 8/3/05  
Prep Date.....: 8/9/05  
Prep Batch #.....: 5222036  
Dilution Factor.: 7.55

Date Received..: 8/5/05  
Analysis Date... 8/9/05  
Method.....: TO-15

PARAMETER	RESULTS (ppb(v/v))	REPORTING LIMIT (ppb(v/v))	RESULTS (ug/m3)	REPORTING LIMIT (ug/m3)
Dichlorodifluoromethane	ND	1.5	ND	7.5
<b>Chlorodifluoromethane</b>	<b>1.6</b>	<b>1.5</b>	<b>5.6</b>	<b>5.3</b>
1,2-Dichloro-1,1,2,2-tetrafluoroethane	ND	1.5	ND	11
Chloromethane	ND	3.8	ND	7.8
Vinyl chloride	ND	1.5	ND	3.9
n-Butane	ND	1.5	ND	3.6
1,3-Butadiene	ND	1.5	ND	3.3
Bromomethane	ND	1.5	ND	5.9
Chloroethane	ND	1.5	ND	4.0
Trichlorofluoromethane	ND	1.5	ND	8.5
Pentane	ND	3.8	ND	11
1,1-Dichloroethene	ND	1.5	ND	6.0
1,1,2-Trichloro-1,2,2-trifluoroethane	ND	1.5	ND	12
<b>Carbon disulfide</b>	<b>4.4</b>	<b>1.5</b>	<b>14</b>	<b>4.7</b>
3-Chloropropene	ND	1.5	ND	4.7
Methylene chloride	ND	3.8	ND	13
trans-1,2-Dichloroethene	ND	1.5	ND	6.0
n-Hexane	ND	1.5	ND	5.3
1,1-Dichloroethane	ND	1.5	ND	6.1
cis-1,2-Dichloroethene	ND	1.5	ND	6.0
<b>Chloroform</b>	<b>24</b>	<b>1.5</b>	<b>120</b>	<b>7.4</b>
1,1,1-Trichloroethane	ND	1.5	ND	8.2
Cyclohexane	ND	3.8	ND	13
Carbon tetrachloride	ND	1.5	ND	9.5
Benzene	ND	1.5	ND	4.8
1,2-Dichloroethane	ND	1.5	ND	6.1
n-Heptane	ND	1.5	ND	6.2
Trichloroethene	ND	1.5	ND	8.1
1,2-Dichloropropane	ND	1.5	ND	7.0
Dibromomethane	ND	1.5	ND	11
Bromodichloromethane	ND	1.5	ND	10
cis-1,3-Dichloropropene	ND	1.5	ND	6.9
<b>Toluene</b>	<b>24</b>	<b>1.5</b>	<b>89</b>	<b>5.7</b>
<b>n-Octane</b>	<b>2.6</b>	<b>1.5</b>	<b>12</b>	<b>7.1</b>
trans-1,3-Dichloropropene	ND	1.5	ND	6.9
1,1,2-Trichloroethane	ND	1.5	ND	8.2

URS Corp/ NYSDEC  
Client Sample ID: SG-16  
GC/MS Volatiles

Lot-Sample # H5H050178 - 008

Work Order # HG2HX1AD

Matrix.....: AIR

PARAMETER	RESULTS (ppb(v/v))	REPORTING LIMIT (ppb(v/v))	RESULTS (ug/m3)	REPORTING LIMIT (ug/m3)
Tetrachloroethene	8.0	1.5	54	10
Dibromochloromethane	ND	1.5	ND	13
1,2-Dibromoethane (EDB)	ND	1.5	ND	12
Chlorobenzene	ND	1.5	ND	7.0
Ethylbenzene	3.2	1.5	14	6.6
m-Xylene & p-Xylene	6.4	1.5	28	6.6
Nonane	1.6	1.5	8.6	7.9
o-Xylene	3.0	1.5	13	6.6
Styrene	ND	1.5	ND	6.4
Bromoform	ND	1.5	ND	16
Cumene	ND	1.5	ND	7.4
1,1,2,2-Tetrachloroethane	ND	1.5	ND	10
n-Propylbenzene	ND	1.5	ND	7.4
1,3,5-Trimethylbenzene	ND	1.5	ND	7.4
n-Decane	3.5	1.5	20	8.8
alpha-Methylstyrene	ND	1.5	ND	7.3
1,2,4-Trimethylbenzene	2.9	1.5	14	7.4
1,3-Dichlorobenzene	3.0	1.5	18	9.1
1,4-Dichlorobenzene	ND	1.5	ND	9.1
Benzyl chloride	ND	1.5	ND	7.8
1,2-Dichlorobenzene	ND	1.5	ND	9.1
n-Undecane	ND	7.6	ND	9.7
n-Dodecane	ND	7.6	ND	53
1,2,4-Trichlorobenzene	ND	7.6	ND	56
Hexachlorobutadiene	ND	7.6	ND	81
Naphthalene	ND	3.8	ND	20
Methanol	180 JS	76	230 JS	99
Ethyl ether	ND JS	3.8	ND JS	11
Acetone	ND JS	38	ND JS	90
Acrylonitrile	ND	3.8	ND	8.2
Vinyl acetate	ND	3.8	ND	13
2-Butanone (MEK)	ND	3.8	ND	11
1-Butanol	3.8	3.8	12	11
4-Methyl-2-pentanone (MIBK)	ND	3.8	ND	15
2-Hexanone	ND	3.8	ND	15
Methyl tert-butyl ether	5.6	3.8	20	14
Acrolein	ND JS	3.8	ND JS	8.7
Acetonitrile	ND	7.6	ND	13

DUPLICATE  
8/12/06

URS Corp/ NYSDEC  
Client Sample ID: SG-18  
GC/MS Volatiles

Lot-Sample # H5H050178 - 009

Work Order # HG2H11AD

Matrix.....: AIR

Date Sampled...: 8/3/05  
Prep Date.....: 8/9/05  
Prep Batch #.....: 5222036  
Dilution Factor.: 5048.75

Date Received...: 8/5/05  
Analysis Date... 8/10/05  
Method.....: TO-15

PARAMETER	RESULTS (ppb(v/v))	REPORTING LIMIT (ppb(v/v))	RESULTS (ug/m3)	REPORTING LIMIT (ug/m3)
Dichlorodifluoromethane	ND	1000	ND	5000
Chlorodifluoromethane	ND	1000	ND	3600
1,2-Dichloro-1,1,2,2-tetrafluoroethane	ND	1000	ND	7100
Chloromethane	ND	2500	ND	5200
Vinyl chloride	ND	1000	ND	2600
<b>n-Butane</b>	<b>69000</b>	<b>1000</b>	<b>160000</b>	<b>2400</b>
1,3-Butadiene	ND	1000	ND	2200
Bromomethane	ND	1000	ND	3900
Chloroethane	ND	1000	ND	2700
Trichlorofluoromethane	ND	1000	ND	5700
<b>Pentane</b>	<b>6300</b>	<b>2500</b>	<b>19000</b>	<b>7400</b>
1,1-Dichloroethene	ND	1000	ND	4000
1,1,2-Trichloro-1,2,2-trifluoroethane	ND	1000	ND	7700
Carbon disulfide	ND	1000	ND	3100
3-Chloropropene	ND	1000	ND	3200
Methylene chloride	ND	2500	ND	8800
trans-1,2-Dichloroethene	ND	1000	ND	4000
n-Hexane	ND	1000	ND	3600
1,1-Dichloroethane	ND	1000	ND	4100
cis-1,2-Dichloroethene	ND	1000	ND	4000
Chloroform	ND	1000	ND	4900
1,1,1-Trichloroethane	ND	1000	ND	5500
<b>Cyclohexane</b>	<b>2800</b>	<b>2500</b>	<b>9800</b>	<b>8700</b>
Carbon tetrachloride	ND	1000	ND	6400
Benzene	ND	1000	ND	3200
1,2-Dichloroethane	ND	1000	ND	4100
n-Heptane	ND	1000	ND	4100
Trichloroethene	ND	1000	ND	5400
1,2-Dichloropropane	ND	1000	ND	4700
Dibromomethane	ND	1000	ND	7200
Bromodichloromethane	ND	1000	ND	6800
cis-1,3-Dichloropropene	ND	1000	ND	4600
Toluene	ND	1000	ND	3800
n-Octane	ND	1000	ND	4700
trans-1,3-Dichloropropene	ND	1000	ND	4600
1,1,2-Trichloroethane	ND	1000	ND	5500

URS Corp/ NYSDEC  
Client Sample ID: SG-18  
GC/MS Volatiles

Lot-Sample # H5H050178 - 009

Work Order # HG2H11AD

Matrix.....: AIR

PARAMETER	RESULTS (ppb(v/v))	REPORTING LIMIT (ppb(v/v))	RESULTS (ug/m3)	REPORTING LIMIT (ug/m3)
Tetrachloroethene	ND	1000	ND	6800
Dibromochloromethane	ND	1000	ND	8600
1,2-Dibromoethane (EDB)	ND	1000	ND	7800
Chlorobenzene	ND	1000	ND	4600
Ethylbenzene	ND	1000	ND	4400
m-Xylene & p-Xylene	ND	1000	ND	4400
Nonane	ND	1000	ND	5300
o-Xylene	ND	1000	ND	4400
Styrene	ND	1000	ND	4300
Bromoform	ND	1000	ND	10000
Cumene	ND	1000	ND	5000
1,1,2,2-Tetrachloroethane	ND	1000	ND	6900
n-Propylbenzene	ND	1000	ND	5000
1,3,5-Trimethylbenzene	ND	1000	ND	5000
n-Decane	ND	1000	ND	5900
alpha-Methylstyrene	ND	1000	ND	4900
1,2,4-Trimethylbenzene	ND	1000	ND	5000
1,3-Dichlorobenzene	ND	1000	ND	6100
1,4-Dichlorobenzene	ND	1000	ND	6100
Benzyl chloride	ND	1000	ND	5200
1,2-Dichlorobenzene	ND	1000	ND	6100
n-Undecane	ND	5000	ND	6500
n-Dodecane	ND	5000	ND	35000
1,2,4-Trichlorobenzene	ND	5000	ND	37000
Hexachlorobutadiene	ND	5000	ND	54000
Naphthalene	ND	2500	ND	13000
Methanol	ND <i>US</i>	50000	ND <i>US</i>	66000
Ethyl ether	ND <i>US</i>	2500	ND <i>US</i>	7700
Acetone	ND <i>US</i>	25000	ND <i>US</i>	60000
Acrylonitrile	ND	2500	ND	5500
Vinyl acetate	ND	2500	ND	8900
2-Butanone (MEK)	ND	2500	ND	7400
1-Butanol	ND	2500	ND	7700
4-Methyl-2-pentanone (MIBK)	ND	2500	ND	10000
2-Hexanone	ND	2500	ND	10000
Methyl tert-butyl ether	ND	2500	ND	9100
Acrolein	ND <i>US</i>	2500	ND <i>US</i>	5800
Acetonitrile	ND	5000	ND	8500

*Handwritten signature/initials*  
9/26/05

URS Corp/ NYSDEC  
Client Sample ID: SG-19  
GC/MS Volatiles

Lot-Sample # H5H050178 - 010

Work Order # HG2H21AD

Matrix.....: AIR

Date Sampled...: 8/3/05  
Prep Date.....: 8/9/05  
Prep Batch #.....: 5222036  
Dilution Factor.: 3.2

Date Received..: 8/5/05  
Analysis Date... 8/9/05  
Method.....: TO-15

PARAMETER	RESULTS (ppb(v/v))	REPORTING LIMIT (ppb(v/v))	RESULTS (ug/m3)	REPORTING LIMIT (ug/m3)
Dichlorodifluoromethane	0.65	0.64	3.2	3.2
Chlorodifluoromethane	ND	0.64	ND	2.3
1,2-Dichloro-1,1,2,2-tetrafluoroethane	ND	0.64	ND	4.5
Chloromethane	ND	1.6	ND	3.3
Vinyl chloride	ND	0.64	ND	1.6
n-Butane	ND	0.64	ND	1.5
1,3-Butadiene	ND	0.64	ND	1.4
Bromomethane	ND	0.64	ND	2.5
Chloroethane	ND	0.64	ND	1.7
Trichlorofluoromethane	ND	0.64	ND	3.6
Pentane	ND	1.6	ND	4.7
1,1-Dichloroethene	ND	0.64	ND	2.5
1,1,2-Trichloro-1,2,2-trifluoroethane	ND	0.64	ND	4.9
Carbon disulfide	1.6	0.64	4.8	2.0
3-Chloropropene	ND	0.64	ND	2.0
Methylene chloride	ND	1.6	ND	5.6
trans-1,2-Dichloroethene	ND	0.64	ND	2.5
n-Hexane	0.90	0.64	3.2	2.3
1,1-Dichloroethane	ND	0.64	ND	2.6
cis-1,2-Dichloroethene	ND	0.64	ND	2.5
Chloroform	1.7	0.64	8.4	3.1
1,1,1-Trichloroethane	0.71	0.64	3.8	3.5
Cyclohexane	ND	1.6	ND	5.5
Carbon tetrachloride	ND	0.64	ND	4.0
Benzene	ND	0.64	ND	2.0
1,2-Dichloroethane	ND	0.64	ND	2.6
n-Heptane	ND	0.64	ND	2.6
Trichloroethene	ND	0.64	ND	3.4
1,2-Dichloropropane	ND	0.64	ND	3.0
Dibromomethane	ND	0.64	ND	4.6
Bromodichloromethane	ND	0.64	ND	4.3
cis-1,3-Dichloropropene	ND	0.64	ND	2.9
Toluene	5.8	0.64	22	2.4
n-Octane	0.81	0.64	3.8	3.0
trans-1,3-Dichloropropene	ND	0.64	ND	2.9
1,1,2-Trichloroethane	ND	0.64	ND	3.5

URS Corp/ NYSDEC  
Client Sample ID: SG-19  
GC/MS Volatiles

Lot-Sample # H5H050178 - 010

Work Order # HG2H21AD

Matrix.....: AIR

PARAMETER	RESULTS (ppb(v/v))	REPORTING LIMIT (ppb(v/v))	RESULTS (ug/m3)	REPORTING LIMIT (ug/m3)
Tetrachloroethene	21	0.64	140	4.3
Dibromochloromethane	ND	0.64	ND	5.5
1,2-Dibromoethane (EDB)	ND	0.64	ND	4.9
Chlorobenzene	ND	0.64	ND	2.9
Ethylbenzene	1.4	0.64	6.2	2.8
m-Xylene & p-Xylene	1.5	0.64	6.6	2.8
Nonane	ND	0.64	ND	3.4
o-Xylene	ND	0.64	ND	2.8
Styrene	ND	0.64	ND	2.7
Bromoform	ND	0.64	ND	6.6
Cumene	ND	0.64	ND	3.1
1,1,2,2-Tetrachloroethane	ND	0.64	ND	4.4
n-Propylbenzene	ND	0.64	ND	3.1
1,3,5-Trimethylbenzene	ND	0.64	ND	3.1
n-Decane	ND	0.64	ND	3.7
alpha-Methylstyrene	ND	0.64	ND	3.1
1,2,4-Trimethylbenzene	ND	0.64	ND	3.1
1,3-Dichlorobenzene	ND	0.64	ND	3.8
1,4-Dichlorobenzene	ND	0.64	ND	3.8
Benzyl chloride	ND	0.64	ND	3.3
1,2-Dichlorobenzene	ND	0.64	ND	3.8
n-Undecane	ND	3.2	ND	4.1
n-Dodecane	ND	3.2	ND	22
1,2,4-Trichlorobenzene	ND	3.2	ND	24
Hexachlorobutadiene	ND	3.2	ND	34
Naphthalene	ND	1.6	ND	8.4
Methanol	120 JS	32	160 JS	42
Ethyl ether	ND JS	1.6	ND JS	4.9
Acetone	24 JS	16	56 JS	38
Acrylonitrile	ND	1.6	ND	3.5
Vinyl acetate	ND	1.6	ND	5.6
2-Butanone (MEK)	2.8	1.6	8.3	4.7
1-Butanol	1.6	1.6	4.8	4.9
4-Methyl-2-pentanone (MIBK)	ND	1.6	ND	6.6
2-Hexanone	ND	1.6	ND	6.6
Methyl tert-butyl ether	4.0	1.6	14	5.8
Acrolein	2.4 JS	1.6	5.6 JS	3.7
Acetonitrile	ND	3.2	ND	5.4

*Handwritten signature*  
9/14/05

URS Corp/ NYSDEC  
Client Sample ID: SG-22  
GC/MS Volatiles

Lot-Sample # H5H050178 - 011

Work Order # HG2H31AD

Matrix.....: AIR

Date Sampled...: 8/3/05  
Prep Date.....: 8/9/05  
Prep Batch #.....: 5222036  
Dilution Factor.: 6.5

Date Received.: 8/5/05  
Analysis Date... 8/10/05  
Method.....: TO-15

PARAMETER	RESULTS (ppb(v/v))	REPORTING LIMIT (ppb(v/v))	RESULTS (ug/m3)	REPORTING LIMIT (ug/m3)
<b>Dichlorodifluoromethane</b>	<b>2.3</b>	<b>1.3</b>	<b>11</b>	<b>6.4</b>
Chlorodifluoromethane	ND	1.3	ND	4.6
1,2-Dichloro-1,1,2,2-tetrafluoroethane	ND	1.3	ND	9.1
Chloromethane	ND	3.2	ND	6.7
Vinyl chloride	ND	1.3	ND	3.3
<b>n-Butane</b>	<b>1.5</b>	<b>1.3</b>	<b>3.7</b>	<b>3.1</b>
1,3-Butadiene	ND	1.3	ND	2.9
Bromomethane	ND	1.3	ND	5.0
Chloroethane	ND	1.3	ND	3.4
<b>Trichlorofluoromethane</b>	<b>4.1</b>	<b>1.3</b>	<b>23</b>	<b>7.3</b>
Pentane	ND	3.2	ND	9.6
1,1-Dichloroethene	ND	1.3	ND	5.2
1,1,2-Trichloro-1,2,2-trifluoroethane	ND	1.3	ND	10.0
Carbon disulfide	ND	1.3	ND	4.0
3-Chloropropene	ND	1.3	ND	4.1
Methylene chloride	ND	3.2	ND	11
trans-1,2-Dichloroethene	ND	1.3	ND	5.2
<b>n-Hexane</b>	<b>1.8</b>	<b>1.3</b>	<b>6.4</b>	<b>4.6</b>
1,1-Dichloroethane	ND	1.3	ND	5.3
cis-1,2-Dichloroethene	ND	1.3	ND	5.2
<b>Chloroform</b>	<b>21</b>	<b>1.3</b>	<b>100</b>	<b>6.3</b>
1,1,1-Trichloroethane	ND	1.3	ND	7.1
Cyclohexane	ND	3.2	ND	11
Carbon tetrachloride	ND	1.3	ND	8.2
Benzene	ND	1.3	ND	4.2
1,2-Dichloroethane	ND	1.3	ND	5.3
n-Heptane	ND	1.3	ND	5.3
<b>Trichloroethene</b>	<b>3.7</b>	<b>1.3</b>	<b>20</b>	<b>7.0</b>
1,2-Dichloropropane	ND	1.3	ND	6.0
Dibromomethane	ND	1.3	ND	9.2
Bromodichloromethane	ND	1.3	ND	8.7
cis-1,3-Dichloropropene	ND	1.3	ND	5.9
<b>Toluene</b>	<b>8.0</b>	<b>1.3</b>	<b>30</b>	<b>4.9</b>
<b>n-Octane</b>	<b>1.4</b>	<b>1.3</b>	<b>6.7</b>	<b>6.1</b>
trans-1,3-Dichloropropene	ND	1.3	ND	5.9
1,1,2-Trichloroethane	ND	1.3	ND	7.1



URS Corp/ NYSDEC  
 Client Sample ID: SG-22  
 GC/MS Volatiles

Lot-Sample # H5H050178 - 011

Work Order # HG2H31AD

Matrix.....: AIR

PARAMETER	RESULTS (ppb(v/v))	REPORTING LIMIT (ppb(v/v))	RESULTS (ug/m3)	REPORTING LIMIT (ug/m3)
Tetrachloroethene	110	1.3	720	8.8
Dibromochloromethane	ND	1.3	ND	11
1,2-Dibromoethane (EDB)	ND	1.3	ND	10.0
Chlorobenzene	ND	1.3	ND	6.0
Ethylbenzene	2.0	1.3	8.9	5.6
m-Xylene & p-Xylene	4.8	1.3	21	5.6
Nonane	ND	1.3	ND	6.8
o-Xylene	1.9	1.3	8.4	5.6
Styrene	ND	1.3	ND	5.5
Bromoform	ND	1.3	ND	13
Cumene	ND	1.3	ND	6.4
1,1,2,2-Tetrachloroethane	ND	1.3	ND	8.9
n-Propylbenzene	ND	1.3	ND	6.4
1,3,5-Trimethylbenzene	ND	1.3	ND	6.4
n-Decane	2.2	1.3	13	7.6
alpha-Methylstyrene	ND	1.3	ND	6.3
1,2,4-Trimethylbenzene	1.9	1.3	9.4	6.4
1,3-Dichlorobenzene	ND	1.3	ND	7.8
1,4-Dichlorobenzene	ND	1.3	ND	7.8
Benzyl chloride	ND	1.3	ND	6.7
1,2-Dichlorobenzene	ND	1.3	ND	7.8
n-Undecane	ND	6.5	ND	8.3
n-Dodecane	ND	6.5	ND	45
1,2,4-Trichlorobenzene	ND	6.5	ND	48
Hexachlorobutadiene	ND	6.5	ND	69
Naphthalene	ND	3.2	ND	17
Methanol	100 JS	65	140 JS	85
Ethyl ether	ND JS	3.2	ND JS	9.9
Acetone	ND JS	32	ND JS	77
Acrylonitrile	ND	3.2	ND	7.1
Vinyl acetate	ND	3.2	ND	11
2-Butanone (MEK)	ND	3.2	ND	9.6
1-Butanol	ND	3.2	ND	9.9
4-Methyl-2-pentanone (MIBK)	ND	3.2	ND	13
2-Hexanone	ND	3.2	ND	13
Methyl tert-butyl ether	ND	3.2	ND	12
Acrolein	ND JS	3.2	ND JS	7.5
Acetonitrile	ND	6.5	ND	11

JS  
 9/14/05

## URS Corp/ NYSDEC

Client Sample ID: SG-26

## GC/MS Volatiles

Lot-Sample # H5H050178 - 012

Work Order # HG2H41AD

Matrix.....: AIR

Date Sampled...: 8/2/05  
 Prep Date.....: 8/8/05  
 Prep Batch #.....: 5221062  
 Dilution Factor.: 12.9

Date Received..: 8/5/05  
 Analysis Date... 8/9/05  
 Method.....: TO-15

PARAMETER	RESULTS (ppb(v/v))	REPORTING LIMIT (ppb(v/v))	RESULTS (ug/m3)	REPORTING LIMIT (ug/m3)
Dichlorodifluoromethane	ND	2.6	ND	13
Chlorodifluoromethane	ND	2.6	ND	9.1
1,2-Dichloro-1,1,2,2-tetrafluoroethane	ND	2.6	ND	18
Chloromethane	ND	6.4	ND	13
Vinyl chloride	ND	2.6	ND	6.6
n-Butane	ND	2.6	ND	6.1
1,3-Butadiene	ND	2.6	ND	5.7
Bromomethane	ND	2.6	ND	10
Chloroethane	ND	2.6	ND	6.8
Trichlorofluoromethane	ND	2.6	ND	14
Pentane	ND	6.4	ND	19
1,1-Dichloroethene	ND	2.6	ND	10
1,1,2-Trichloro-1,2,2-trifluoroethane	ND	2.6	ND	20
<b>Carbon disulfide</b>	<b>7.3</b>	<b>2.6</b>	<b>23</b>	<b>8.0</b>
3-Chloropropene	ND	2.6	ND	8.1
Methylene chloride	ND	6.4	ND	22
trans-1,2-Dichloroethene	ND	2.6	ND	10
n-Hexane	ND	2.6	ND	9.1
1,1-Dichloroethane	ND	2.6	ND	10
cis-1,2-Dichloroethene	ND	2.6	ND	10
<b>Chloroform</b>	<b>250</b>	<b>2.6</b>	<b>1200</b>	<b>13</b>
1,1,1-Trichloroethane	ND	2.6	ND	14
<b>Cyclohexane</b>	<b>45</b>	<b>6.4</b>	<b>150</b>	<b>22</b>
Carbon tetrachloride	ND	2.6	ND	16
Benzene	ND	2.6	ND	8.2
1,2-Dichloroethane	ND	2.6	ND	10
<b>n-Heptane</b>	<b>5.2</b>	<b>2.6</b>	<b>21</b>	<b>11</b>
Trichloroethene	ND	2.6	ND	14
1,2-Dichloropropane	ND	2.6	ND	12
Dibromomethane	ND	2.6	ND	18
Bromodichloromethane	ND	2.6	ND	17
cis-1,3-Dichloropropene	ND	2.6	ND	12
<b>Toluene</b>	<b>22</b>	<b>2.6</b>	<b>81</b>	<b>9.7</b>
<b>n-Octane</b>	<b>4.2</b>	<b>2.6</b>	<b>19</b>	<b>12</b>
trans-1,3-Dichloropropene	ND	2.6	ND	12
1,1,2-Trichloroethane	ND	2.6	ND	14

URS Corp/ NYSDEC  
Client Sample ID: SG-26  
GC/MS Volatiles

Lot-Sample # H5H050178 - 012

Work Order # HG2H41AD

Matrix.....: AIR

PARAMETER	RESULTS (ppb(v/v))	REPORTING LIMIT (ppb(v/v))	RESULTS (ug/m3)	REPORTING LIMIT (ug/m3)
Tetrachloroethene	32	2.6	220	17
Dibromochloromethane	ND	2.6	ND	22
1,2-Dibromoethane (EDB)	ND	2.6	ND	20
Chlorobenzene	ND	2.6	ND	12
Ethylbenzene	7.1	2.6	31	11
m-Xylene & p-Xylene	14	2.6	61	11
Nonane	ND	2.6	ND	14
o-Xylene	5.2	2.6	22	11
Styrene	ND	2.6	ND	11
Bromoform	ND	2.6	ND	27
Cumene	ND	2.6	ND	13
1,1,2,2-Tetrachloroethane	ND	2.6	ND	18
n-Propylbenzene	ND	2.6	ND	13
1,3,5-Trimethylbenzene	ND	2.6	ND	13
n-Decane	3.9	2.6	23	15
alpha-Methylstyrene	ND	2.6	ND	12
1,2,4-Trimethylbenzene	3.7	2.6	18	13
1,3-Dichlorobenzene	ND	2.6	ND	16
1,4-Dichlorobenzene	ND	2.6	ND	16
Benzyl chloride	ND	2.6	ND	13
1,2-Dichlorobenzene	ND	2.6	ND	16
n-Undecane	ND	13	ND	16
n-Dodecane	ND	13	ND	90
1,2,4-Trichlorobenzene	ND	13	ND	96
Hexachlorobutadiene	ND	13	ND	140
Naphthalene	ND	6.4	ND	34
Methanol	150	130	200	170
Ethyl ether	ND	6.4	ND	20
Acetone	ND	64	ND	150
Acrylonitrile	ND	6.4	ND	14
Vinyl acetate	ND	6.4	ND	23
2-Butanone (MEK)	ND	6.4	ND	19
1-Butanol	ND	6.4	ND	20
4-Methyl-2-pentanone (MIBK)	ND	6.4	ND	26
2-Hexanone	ND	6.4	ND	26
Methyl tert-butyl ether	ND	6.4	ND	23
Acrolein	ND	6.4	ND	15
Acetonitrile	ND	13	ND	22

*Handwritten:*  
8/26/05

URS Corp/ NYSDEC  
 Client Sample ID: SG-27  
 GC/MS Volatiles

Lot-Sample # H5H050178 - 013

Work Order # HG2H51AD

Matrix.....: AIR

Date Sampled...: 8/2/05  
 Prep Date.....: 8/8/05  
 Prep Batch #....: 5221062  
 Dilution Factor.: 4.77

Date Received...: 8/5/05  
 Analysis Date... 8/8/05  
 Method.....: TO-15

PARAMETER	RESULTS (ppb(v/v))	REPORTING LIMIT (ppb(v/v))	RESULTS (ug/m3)	REPORTING LIMIT (ug/m3)
<b>Dichlorodifluoromethane</b>	<b>1.3</b>	<b>0.95</b>	<b>6.3</b>	<b>4.7</b>
Chlorodifluoromethane	ND	0.95	ND	3.4
1,2-Dichloro-1,1,2,2-tetrafluoroethane	ND	0.95	ND	6.7
Chloromethane	ND	2.4	ND	4.9
Vinyl chloride	ND	0.95	ND	2.4
n-Butane	ND	0.95	ND	2.3
1,3-Butadiene	ND	0.95	ND	2.1
Bromomethane	ND	0.95	ND	3.7
Chloroethane	ND	0.95	ND	2.5
Trichlorofluoromethane	ND	0.95	ND	5.4
Pentane	ND	2.4	ND	7.0
1,1-Dichloroethene	ND	0.95	ND	3.8
1,1,2-Trichloro-1,2,2-trifluoroethane	ND	0.95	ND	7.3
<b>Carbon disulfide</b>	<b>4.3</b>	<b>0.95</b>	<b>13</b>	<b>3.0</b>
3-Chloropropene	ND	0.95	ND	3.0
Methylene chloride	ND	2.4	ND	8.3
trans-1,2-Dichloroethene	ND	0.95	ND	3.8
<b>n-Hexane</b>	<b>2.4</b>	<b>0.95</b>	<b>8.5</b>	<b>3.4</b>
1,1-Dichloroethane	ND	0.95	ND	3.9
cis-1,2-Dichloroethene	ND	0.95	ND	3.8
<b>Chloroform</b>	<b>58</b>	<b>0.95</b>	<b>280</b>	<b>4.7</b>
1,1,1-Trichloroethane	ND	0.95	ND	5.2
<b>Cyclohexane</b>	<b>64</b>	<b>2.4</b>	<b>220</b>	<b>8.2</b>
Carbon tetrachloride	ND	0.95	ND	6.0
<b>Benzene</b>	<b>0.98</b>	<b>0.95</b>	<b>3.1</b>	<b>3.0</b>
1,2-Dichloroethane	ND	0.95	ND	3.9
<b>n-Heptane</b>	<b>6.6</b>	<b>0.95</b>	<b>27</b>	<b>3.9</b>
<b>Trichloroethene</b>	<b>1.2</b>	<b>0.95</b>	<b>6.3</b>	<b>5.1</b>
1,2-Dichloropropane	ND	0.95	ND	4.4
Dibromomethane	ND	0.95	ND	6.8
Bromodichloromethane	ND	0.95	ND	6.4
cis-1,3-Dichloropropene	ND	0.95	ND	4.3
<b>Toluene</b>	<b>35</b>	<b>0.95</b>	<b>130</b>	<b>3.6</b>
<b>n-Octane</b>	<b>4.8</b>	<b>0.95</b>	<b>22</b>	<b>4.5</b>
trans-1,3-Dichloropropene	ND	0.95	ND	4.3
1,1,2-Trichloroethane	ND	0.95	ND	5.2

## URS Corp/ NYSDEC

Client Sample ID: SG-27

## GC/MS Volatiles

Lot-Sample # H5H050178 - 013

Work Order # HG2H51AD

Matrix.....: AIR

PARAMETER	RESULTS (ppb(v/v))	REPORTING LIMIT (ppb(v/v))	RESULTS (ug/m3)	REPORTING LIMIT (ug/m3)
<b>Tetrachloroethene</b>	<b>39</b>	<b>0.95</b>	<b>260</b>	<b>6.5</b>
Dibromochloromethane	ND <i>JK</i>	0.95	ND <i>JK</i>	8.1
1,2-Dibromoethane (EDB)	ND	0.95	ND	7.3
Chlorobenzene	ND	0.95	ND	4.4
<b>Ethylbenzene</b>	<b>5.4</b>	<b>0.95</b>	<b>23</b>	<b>4.1</b>
<b>m-Xylene &amp; p-Xylene</b>	<b>11</b>	<b>0.95</b>	<b>49</b>	<b>4.1</b>
<b>Nonane</b>	<b>1.9</b>	<b>0.95</b>	<b>10</b>	<b>5.0</b>
<b>o-Xylene</b>	<b>3.5</b>	<b>0.95</b>	<b>15</b>	<b>4.1</b>
Styrene	ND	0.95	ND	4.1
Bromoform	ND <i>JK</i>	0.95	ND <i>JK</i>	9.9
Cumene	ND	0.95	ND	4.7
1,1,2,2-Tetrachloroethane	ND	0.95	ND	6.5
n-Propylbenzene	ND	0.95	ND	4.7
1,3,5-Trimethylbenzene	ND	0.95	ND	4.7
<b>n-Decane</b>	<b>1.6</b>	<b>0.95</b>	<b>9.1</b>	<b>5.6</b>
alpha-Methylstyrene	ND	0.95	ND	4.6
<b>1,2,4-Trimethylbenzene</b>	<b>1.6</b>	<b>0.95</b>	<b>7.7</b>	<b>4.7</b>
<b>1,3-Dichlorobenzene</b>	<b>1.1</b>	<b>0.95</b>	<b>6.6</b>	<b>5.7</b>
1,4-Dichlorobenzene	ND	0.95	ND	5.7
Benzyl chloride	ND	0.95	ND	4.9
1,2-Dichlorobenzene	ND	0.95	ND	5.7
n-Undecane	ND	4.8	ND	6.1
n-Dodecane	ND <i>JK</i>	4.8	ND <i>JK</i>	33
1,2,4-Trichlorobenzene	ND	4.8	ND	35
Hexachlorobutadiene	ND	4.8	ND	51
Naphthalene	ND	2.4	ND	13
<b>Methanol</b>	<b>220</b> <i>JK</i>	<b>48</b>	<b>290</b> <i>JK</i>	<b>63</b>
Ethyl ether	ND <i>JK</i>	2.4	ND <i>JK</i>	7.2
<b>Acetone</b>	<b>28</b> <i>JK</i>	<b>24</b>	<b>67</b> <i>JK</i>	<b>57</b>
Acrylonitrile	ND	2.4	ND	5.2
Vinyl acetate	ND	2.4	ND	8.4
2-Butanone (MEK)	ND	2.4	ND	7.0
<b>1-Butanol</b>	<b>2.8</b>	<b>2.4</b>	<b>8.4</b>	<b>7.2</b>
4-Methyl-2-pentanone (MIBK)	ND	2.4	ND	9.8
2-Hexanone	ND	2.4	ND	9.8
<b>Methyl tert-butyl ether</b>	<b>7.6</b>	<b>2.4</b>	<b>27</b>	<b>8.6</b>
Acrolein	ND <i>JK</i>	2.4	ND <i>JK</i>	5.5
Acetonitrile	ND	4.8	ND	8.0

*Handwritten signature and date:*  
 [Signature]  
 8/26/05

URS Corp/ NYSDEC  
 Client Sample ID: SG-28  
 GC/MS Volatiles

Lot-Sample # H5H050178 - 014

Work Order # HG2H61AD

Matrix.....: AIR

Date Sampled...: 8/2/05  
 Prep Date.....: 8/8/05  
 Prep Batch #....: 5221062  
 Dilution Factor.: 2.76

Date Received...: 8/5/05  
 Analysis Date... 8/8/05  
 Method.....: TO-15

PARAMETER	RESULTS (ppb(v/v))	REPORTING LIMIT (ppb(v/v))	RESULTS (ug/m3)	REPORTING LIMIT (ug/m3)
<b>Dichlorodifluoromethane</b>	<b>0.72</b>	<b>0.55</b>	<b>3.6</b>	<b>2.7</b>
Chlorodifluoromethane	ND	0.55	ND	2.0
1,2-Dichloro-1,1,2,2-tetrafluoroethane	ND	0.55	ND	3.9
Chloromethane	ND	1.4	ND	2.8
Vinyl chloride	ND	0.55	ND	1.4
n-Butane	ND	0.55	ND	1.3
1,3-Butadiene	ND	0.55	ND	1.2
Bromomethane	ND	0.55	ND	2.1
Chloroethane	ND	0.55	ND	1.5
<b>Trichlorofluoromethane</b>	<b>0.91</b>	<b>0.55</b>	<b>5.1</b>	<b>3.1</b>
Pentane	ND	1.4	ND	4.1
1,1-Dichloroethene	ND	0.55	ND	2.2
1,1,2-Trichloro-1,2,2-trifluoroethane	ND	0.55	ND	4.2
<b>Carbon disulfide</b>	<b>9.1</b>	<b>0.55</b>	<b>28</b>	<b>1.7</b>
3-Chloropropene	ND	0.55	ND	1.7
Methylene chloride	ND	1.4	ND	4.8
trans-1,2-Dichloroethene	ND	0.55	ND	2.2
<b>n-Hexane</b>	<b>1.5</b>	<b>0.55</b>	<b>5.4</b>	<b>1.9</b>
1,1-Dichloroethane	ND	0.55	ND	2.2
cis-1,2-Dichloroethene	ND	0.55	ND	2.2
<b>Chloroform</b>	<b>24</b>	<b>0.55</b>	<b>120</b>	<b>2.7</b>
1,1,1-Trichloroethane	ND	0.55	ND	3.0
<b>Cyclohexane</b>	<b>29</b>	<b>1.4</b>	<b>99</b>	<b>4.8</b>
Carbon tetrachloride	ND	0.55	ND	3.5
<b>Benzene</b>	<b>0.95</b>	<b>0.55</b>	<b>3.0</b>	<b>1.8</b>
1,2-Dichloroethane	ND	0.55	ND	2.2
<b>n-Heptane</b>	<b>3.6</b>	<b>0.55</b>	<b>15</b>	<b>2.3</b>
<b>Trichloroethene</b>	<b>32</b>	<b>0.55</b>	<b>170</b>	<b>3.0</b>
1,2-Dichloropropane	ND	0.55	ND	2.6
Dibromomethane	ND	0.55	ND	3.9
Bromodichloromethane	ND	0.55	ND	3.7
cis-1,3-Dichloropropene	ND	0.55	ND	2.5
<b>Toluene</b>	<b>14</b>	<b>0.55</b>	<b>54</b>	<b>2.1</b>
<b>n-Octane</b>	<b>4.1</b>	<b>0.55</b>	<b>19</b>	<b>2.6</b>
trans-1,3-Dichloropropene	ND	0.55	ND	2.5
1,1,2-Trichloroethane	ND	0.55	ND	3.0

URS Corp/ NYSDEC  
Client Sample ID: SG-28  
GC/MS Volatiles

Lot-Sample # H5H050178 - 014

Work Order # HG2H61AD

Matrix.....: AIR

PARAMETER	RESULTS (ppb(v/v))	REPORTING LIMIT (ppb(v/v))	RESULTS (ug/m3)	REPORTING LIMIT (ug/m3)
Tetrachloroethene	4.4	0.55	30	3.7
Dibromochloromethane	ND <i>JS</i>	0.55	ND <i>JS</i>	4.7
1,2-Dibromoethane (EDB)	ND	0.55	ND	4.2
Chlorobenzene	ND	0.55	ND	2.5
Ethylbenzene	5.5	0.55	24	2.4
m-Xylene & p-Xylene	8.2	0.55	36	2.4
Nonane	4.7	0.55	24	2.9
o-Xylene	3.3	0.55	14	2.4
Styrene	ND	0.55	ND	2.4
Bromoform	ND <i>JS</i>	0.55	ND <i>JS</i>	5.7
Cumene	ND	0.55	ND	2.7
1,1,2,2-Tetrachloroethane	ND	0.55	ND	3.8
n-Propylbenzene	ND	0.55	ND	2.7
1,3,5-Trimethylbenzene	2.0	0.55	9.7	2.7
n-Decane	3.3	0.55	19	3.2
alpha-Methylstyrene	ND	0.55	ND	2.7
1,2,4-Trimethylbenzene	1.6	0.55	8.1	2.7
1,3-Dichlorobenzene	ND	0.55	ND	3.3
1,4-Dichlorobenzene	ND	0.55	ND	3.3
Benzyl chloride	ND	0.55	ND	2.9
1,2-Dichlorobenzene	ND	0.55	ND	3.3
n-Undecane	ND	2.8	ND	3.5
n-Dodecane	ND <i>JS</i>	2.8	ND <i>JS</i>	19
1,2,4-Trichlorobenzene	ND	2.8	ND	20
Hexachlorobutadiene	ND	2.8	ND	29
Naphthalene	ND	1.4	ND	7.2
Methanol	170 <i>JS</i>	28	220 <i>JS</i>	36
Ethyl ether	ND <i>JS</i>	1.4	ND <i>JS</i>	4.2
Acetone	18 <i>JS</i>	14	42 <i>JS</i>	33
Acrylonitrile	ND	1.4	ND	3.0
Vinyl acetate	ND	1.4	ND	4.9
2-Butanone (MEK)	1.9	1.4	5.7	4.1
1-Butanol	2.4	1.4	7.2	4.2
4-Methyl-2-pentanone (MIBK)	ND	1.4	ND	5.7
2-Hexanone	ND	1.4	ND	5.7
Methyl tert-butyl ether	6.8	1.4	25	5.0
Acrolein	1.7 <i>JS</i>	1.4	3.8 <i>JS</i>	3.2
Acetonitrile	ND	2.8	ND	4.6

*Handwritten signature/initials*

**URS Corp/ NYSDEC**  
**Client Sample ID: SG-29**  
**GC/MS Volatiles**

Lot-Sample # H5H050178 - 015

Work Order # HG2H71AD

Matrix.....: AIR

Date Sampled...: 8/2/05  
 Prep Date.....: 8/9/05  
 Prep Batch #.....: 5222036  
 Dilution Factor.: 6.7

Date Received..: 8/5/05  
 Analysis Date... 8/9/05  
 Method.....: TO-15

PARAMETER	RESULTS (ppb(v/v))	REPORTING LIMIT (ppb(v/v))	RESULTS (ug/m3)	REPORTING LIMIT (ug/m3)
Dichlorodifluoromethane	ND	1.3	ND	6.6
Chlorodifluoromethane	ND	1.3	ND	4.7
1,2-Dichloro-1,1,2,2-tetrafluoroethane	ND	1.3	ND	9.4
Chloromethane	ND	3.4	ND	6.9
Vinyl chloride	ND	1.3	ND	3.4
n-Butane	ND	1.3	ND	3.2
1,3-Butadiene	ND	1.3	ND	3.0
Bromomethane	ND	1.3	ND	5.2
Chloroethane	ND	1.3	ND	3.5
Trichlorofluoromethane	ND	1.3	ND	7.5
Pentane	ND	3.4	ND	9.9
1,1-Dichloroethene	ND	1.3	ND	5.3
1,1,2-Trichloro-1,2,2-trifluoroethane	ND	1.3	ND	10
<b>Carbon disulfide</b>	<b>19</b>	<b>1.3</b>	<b>60</b>	<b>4.2</b>
3-Chloropropene	ND	1.3	ND	4.2
Methylene chloride	ND	3.4	ND	12
trans-1,2-Dichloroethene	ND	1.3	ND	5.3
<b>n-Hexane</b>	<b>1.7</b>	<b>1.3</b>	<b>5.8</b>	<b>4.7</b>
1,1-Dichloroethane	ND	1.3	ND	5.4
cis-1,2-Dichloroethene	ND	1.3	ND	5.3
<b>Chloroform</b>	<b>89</b>	<b>1.3</b>	<b>430</b>	<b>6.5</b>
1,1,1-Trichloroethane	ND	1.3	ND	7.3
<b>Cyclohexane</b>	<b>51</b>	<b>3.4</b>	<b>170</b>	<b>12</b>
Carbon tetrachloride	ND	1.3	ND	8.4
<b>Benzene</b>	<b>1.7</b>	<b>1.3</b>	<b>5.5</b>	<b>4.3</b>
1,2-Dichloroethane	ND	1.3	ND	5.4
<b>n-Heptane</b>	<b>4.5</b>	<b>1.3</b>	<b>19</b>	<b>5.5</b>
Trichloroethene	ND	1.3	ND	7.2
1,2-Dichloropropane	ND	1.3	ND	6.2
Dibromomethane	ND	1.3	ND	9.5
Bromodichloromethane	ND	1.3	ND	9.0
cis-1,3-Dichloropropene	ND	1.3	ND	6.1
<b>Toluene</b>	<b>22</b>	<b>1.3</b>	<b>84</b>	<b>5.0</b>
<b>n-Octane</b>	<b>4.1</b>	<b>1.3</b>	<b>19</b>	<b>6.3</b>
trans-1,3-Dichloropropene	ND	1.3	ND	6.1
1,1,2-Trichloroethane	ND	1.3	ND	7.3



URS Corp/ NYSDEC  
Client Sample ID: SG-29  
GC/MS Volatiles

Lot-Sample # H5H050178 - 015

Work Order # HG2H71AD

Matrix.....: AIR

PARAMETER	RESULTS (ppb(v/v))	REPORTING LIMIT (ppb(v/v))	RESULTS (ug/m3)	REPORTING LIMIT (ug/m3)
Tetrachloroethene	14	1.3	94	9.1
Dibromochloromethane	ND	1.3	ND	11
1,2-Dibromoethane (EDB)	ND	1.3	ND	10
Chlorobenzene	ND	1.3	ND	6.2
Ethylbenzene	6.1	1.3	26	5.8
m-Xylene & p-Xylene	14	1.3	63	5.8
Nonane	2.5	1.3	13	7.0
o-Xylene	5.4	1.3	24	5.8
Styrene	ND	1.3	ND	5.7
Bromoform	ND	1.3	ND	14
Cumene	ND	1.3	ND	6.6
1,1,2,2-Tetrachloroethane	ND	1.3	ND	9.2
n-Propylbenzene	ND	1.3	ND	6.6
1,3,5-Trimethylbenzene	1.7	1.3	8.3	6.6
n-Decane	4.7	1.3	27	7.8
alpha-Methylstyrene	ND	1.3	ND	6.5
1,2,4-Trimethylbenzene	5.2	1.3	25	6.6
1,3-Dichlorobenzene	2.7	1.3	16	8.1
1,4-Dichlorobenzene	ND	1.3	ND	8.1
Benzyl chloride	ND	1.3	ND	6.9
1,2-Dichlorobenzene	ND	1.3	ND	8.1
n-Undecane	ND	6.7	ND	8.6
n-Dodecane	ND	6.7	ND	47
1,2,4-Trichlorobenzene	ND	6.7	ND	50
Hexachlorobutadiene	ND	6.7	ND	71
Naphthalene	ND	3.4	ND	18
Methanol	170 JS	67	220 JS	88
Ethyl ether	ND JS	3.4	ND JS	10
Acetone	ND JS	34	ND JS	80
Acrylonitrile	ND	3.4	ND	7.3
Vinyl acetate	ND	3.4	ND	12
2-Butanone (MEK)	ND	3.4	ND	9.9
1-Butanol	ND	3.4	ND	10
4-Methyl-2-pentanone (MIBK)	ND	3.4	ND	14
2-Hexanone	ND	3.4	ND	14
Methyl tert-butyl ether	8.0	3.4	29	12
Acrolein	ND JS	3.4	ND JS	7.7
Acetonitrile	ND	6.7	ND	11

*Handwritten signature/initials*  
01/26/05

URS Corp/ NYSDEC  
Client Sample ID: SG-30  
GC/MS Volatiles

Lot-Sample # H5H050178 - 016

Work Order # HG2H81AD

Matrix.....: AIR

Date Sampled...: 8/2/05  
Prep Date.....: 8/8/05  
Prep Batch #.....: 5221062  
Dilution Factor.: 5.08

Date Received..: 8/5/05  
Analysis Date... 8/9/05  
Method.....: TO-15

PARAMETER	RESULTS (ppb(v/v))	REPORTING LIMIT (ppb(v/v))	RESULTS (ug/m3)	REPORTING LIMIT (ug/m3)
Dichlorodifluoromethane	ND	1.0	ND	5.0
Chlorodifluoromethane	ND	1.0	ND	3.6
1,2-Dichloro-1,1,2,2-tetrafluoroethane	ND	1.0	ND	7.1
Chloromethane	ND	2.5	ND	5.2
Vinyl chloride	ND	1.0	ND	2.6
<b>n-Butane</b>	<b>1.1</b>	<b>1.0</b>	<b>2.7</b>	<b>2.4</b>
1,3-Butadiene	ND	1.0	ND	2.2
Bromomethane	ND	1.0	ND	3.9
Chloroethane	ND	1.0	ND	2.7
Trichlorofluoromethane	ND	1.0	ND	5.7
Pentane	ND	2.5	ND	7.5
1,1-Dichloroethene	ND	1.0	ND	4.0
1,1,2-Trichloro-1,2,2-trifluoroethane	ND	1.0	ND	7.8
<b>Carbon disulfide</b>	<b>11</b>	<b>1.0</b>	<b>35</b>	<b>3.2</b>
3-Chloropropene	ND	1.0	ND	3.2
<b>Methylene chloride</b>	<b>4.3</b>	<b>2.5</b>	<b>15</b>	<b>8.8</b>
trans-1,2-Dichloroethene	ND	1.0	ND	4.0
<b>n-Hexane</b>	<b>3.5</b>	<b>1.0</b>	<b>12</b>	<b>3.6</b>
1,1-Dichloroethane	ND	1.0	ND	4.1
cis-1,2-Dichloroethene	ND	1.0	ND	4.0
<b>Chloroform</b>	<b>3.7</b>	<b>1.0</b>	<b>18</b>	<b>5.0</b>
1,1,1-Trichloroethane	ND	1.0	ND	5.5
<b>Cyclohexane</b>	<b>32</b>	<b>2.5</b>	<b>110</b>	<b>8.7</b>
Carbon tetrachloride	ND	1.0	ND	6.4
<b>Benzene</b>	<b>1.4</b>	<b>1.0</b>	<b>4.5</b>	<b>3.2</b>
1,2-Dichloroethane	ND	1.0	ND	4.1
<b>n-Heptane</b>	<b>4.2</b>	<b>1.0</b>	<b>17</b>	<b>4.2</b>
Trichloroethene	ND	1.0	ND	5.5
1,2-Dichloropropane	ND	1.0	ND	4.7
Dibromomethane	ND	1.0	ND	7.2
Bromodichloromethane	ND	1.0	ND	6.8
cis-1,3-Dichloropropene	ND	1.0	ND	4.6
<b>Toluene</b>	<b>34</b>	<b>1.0</b>	<b>130</b>	<b>3.8</b>
<b>n-Octane</b>	<b>7.1</b>	<b>1.0</b>	<b>33</b>	<b>4.7</b>
trans-1,3-Dichloropropene	ND	1.0	ND	4.6
1,1,2-Trichloroethane	ND	1.0	ND	5.5

URS Corp/ NYSDEC  
Client Sample ID: SG-30  
GC/MS Volatiles

Lot-Sample # H5H050178 - 016

Work Order # HG2H81AD

Matrix.....: AIR

PARAMETER	RESULTS (ppb(v/v))	REPORTING LIMIT (ppb(v/v))	RESULTS (ug/m3)	REPORTING LIMIT (ug/m3)
Tetrachloroethene	6.3	1.0	43	6.9
Dibromochloromethane	ND	1.0	ND	8.7
1,2-Dibromoethane (EDB)	ND	1.0	ND	7.8
Chlorobenzene	ND	1.0	ND	4.7
Ethylbenzene	9.0	1.0	39	4.4
m-Xylene & p-Xylene	18	1.0	78	4.4
Nonane	2.1	1.0	11	5.3
o-Xylene	7.1	1.0	31	4.4
Styrene	ND	1.0	ND	4.3
Bromoform	ND	1.0	ND	11
Cumene	ND	1.0	ND	5.0
1,1,2,2-Tetrachloroethane	ND	1.0	ND	7.0
n-Propylbenzene	ND	1.0	ND	5.0
1,3,5-Trimethylbenzene	1.7	1.0	8.1	5.0
n-Decane	5.8	1.0	34	5.9
alpha-Methylstyrene	ND	1.0	ND	4.9
1,2,4-Trimethylbenzene	5.4	1.0	26	5.0
1,3-Dichlorobenzene	3.0	1.0	18	6.1
1,4-Dichlorobenzene	ND	1.0	ND	6.1
Benzyl chloride	ND	1.0	ND	5.3
1,2-Dichlorobenzene	ND	1.0	ND	6.1
n-Undecane	ND	5.1	ND	6.5
n-Dodecane	ND	5.1	ND	35
1,2,4-Trichlorobenzene	ND	5.1	ND	38
Hexachlorobutadiene	ND	5.1	ND	54
Naphthalene	ND	2.5	ND	13
Methanol	320 <i>S</i>	51	420 <i>S</i>	67
Ethyl ether	ND <i>S</i>	2.5	ND <i>S</i>	7.7
Acetone	40 <i>S</i>	25	94 <i>S</i>	60
Acrylonitrile	ND	2.5	ND	5.5
Vinyl acetate	ND	2.5	ND	8.9
2-Butanone (MEK)	3.7	2.5	11	7.5
1-Butanol	5.7	2.5	17	7.7
4-Methyl-2-pentanone (MIBK)	ND	2.5	ND	10
2-Hexanone	ND	2.5	ND	10
Methyl tert-butyl ether	12	2.5	43	9.2
Acrolein	3.8 <i>S</i>	2.5	8.7 <i>S</i>	5.8
Acetonitrile	ND	5.1	ND	8.5

*Handwritten signature*  
8/26/04

URS Corp/ NYSDEC  
Client Sample ID: SG-31  
GC/MS Volatiles

Lot-Sample # H5H050178 - 017

Work Order # HG2H91AD

Matrix.....: AIR

Date Sampled...: 8/2/05  
Prep Date.....: 8/8/05  
Prep Batch #.....: 5221062  
Dilution Factor.: 1.49

Date Received..: 8/5/05  
Analysis Date... 8/8/05  
Method.....: TO-15

PARAMETER	RESULTS (ppb(v/v))	REPORTING LIMIT (ppb(v/v))	RESULTS (ug/m3)	REPORTING LIMIT (ug/m3)
Dichlorodifluoromethane	1.5	0.30	7.5	1.5
Chlorodifluoromethane	0.38	0.30	1.4	1.1
1,2-Dichloro-1,1,2,2-tetrafluoroethane	ND	0.30	ND	2.1
Chloromethane	ND	0.74	ND	1.5
Vinyl chloride	ND	0.30	ND	0.76
n-Butane	ND	0.30	ND	0.71
1,3-Butadiene	ND	0.30	ND	0.66
Bromomethane	ND	0.30	ND	1.2
Chloroethane	ND	0.30	ND	0.79
Trichlorofluoromethane	1.3	0.30	7.6	1.7
Pentane	ND	0.74	ND	2.2
1,1-Dichloroethene	ND	0.30	ND	1.2
1,1,2-Trichloro-1,2,2-trifluoroethane	ND	0.30	ND	2.3
Carbon disulfide	2.3	0.30	7.1	0.93
3-Chloropropene	ND	0.30	ND	0.93
Methylene chloride	ND	0.74	ND	2.6
trans-1,2-Dichloroethene	ND	0.30	ND	1.2
n-Hexane	1.6	0.30	5.8	1.1
1,1-Dichloroethane	ND	0.30	ND	1.2
cis-1,2-Dichloroethene	ND	0.30	ND	1.2
Chloroform	5.6	0.30	28	1.5
1,1,1-Trichloroethane	1.1	0.30	6.2	1.6
Cyclohexane	33	0.74	110	2.6
Carbon tetrachloride	ND	0.30	ND	1.9
Benzene	0.69	0.30	2.2	0.95
1,2-Dichloroethane	ND	0.30	ND	1.2
n-Heptane	4.0	0.30	16	1.2
Trichloroethene	ND	0.30	ND	1.6
1,2-Dichloropropane	ND	0.30	ND	1.4
Dibromomethane	ND	0.30	ND	2.1
Bromodichloromethane	ND	0.30	ND	2.0
cis-1,3-Dichloropropene	ND	0.30	ND	1.4
Toluene	24	0.30	92	1.1
n-Octane	4.7	0.30	22	1.4
trans-1,3-Dichloropropene	ND	0.30	ND	1.4
1,1,2-Trichloroethane	ND	0.30	ND	1.6

URS Corp/ NYSDEC  
Client Sample ID: SG-31  
GC/MS Volatiles

Lot-Sample # HSH050178 - 017

Work Order # HG2H91AD

Matrix.....: AIR

PARAMETER	RESULTS (ppb(v/v))	REPORTING LIMIT (ppb(v/v))	RESULTS (ug/m3)	REPORTING LIMIT (ug/m3)
Tetrachloroethene	11	0.30	72	2.0
Dibromochloromethane	ND <i>KS</i>	0.30	ND <i>KS</i>	2.5
1,2-Dibromoethane (EDB)	ND	0.30	ND	2.3
Chlorobenzene	ND	0.30	ND	1.4
Ethylbenzene	6.4	0.30	28	1.3
m-Xylene & p-Xylene	13	0.30	59	1.3
Nonane	2.8	0.30	15	1.6
o-Xylene	5.3	0.30	23	1.3
Styrene	0.37	0.30	1.6	1.3
Bromoform	ND <i>KS</i>	0.30	ND <i>KS</i>	3.1
Cumene	0.31	0.30	1.5	1.5
1,1,2,2-Tetrachloroethane	ND	0.30	ND	2.0
n-Propylbenzene	0.74	0.30	3.6	1.5
1,3,5-Trimethylbenzene	1.5	0.30	7.3	1.5
n-Decane	7.0	0.30	41	1.7
alpha-Methylstyrene	ND	0.30	ND	1.4
1,2,4-Trimethylbenzene	5.0	0.30	24	1.5
1,3-Dichlorobenzene	1.5	0.30	8.9	1.8
1,4-Dichlorobenzene	ND	0.30	ND	1.8
Benzyl chloride	ND	0.30	ND	1.5
1,2-Dichlorobenzene	ND	0.30	ND	1.8
n-Undecane	1.7	1.5	11	1.9
n-Dodecane	1.5 <i>J</i>	1.5	11 <i>J</i>	10
1,2,4-Trichlorobenzene	ND	1.5	ND	11
Hexachlorobutadiene	ND	1.5	ND	16
Naphthalene	ND	0.74	ND	3.9
Methanol	140 <i>J</i>	15	190 <i>J</i>	20
Ethyl ether	ND <i>KS</i>	0.74	ND <i>KS</i>	2.3
Acetone	15 <i>J</i>	7.4	35 <i>J</i>	18
Acrylonitrile	ND	0.74	ND	1.6
Vinyl acetate	ND	0.74	ND	2.6
2-Butanone (MEK)	1.9	0.74	5.7	2.2
1-Butanol	ND	0.74	ND	2.3
4-Methyl-2-pentanone (MIBK)	ND	0.74	ND	3.1
2-Hexanone	ND	0.74	ND	3.1
Methyl tert-butyl ether	6.1	0.74	22	2.7
Acrolein	1.6 <i>J</i>	0.74	3.6 <i>J</i>	1.7
Acetonitrile	ND	1.5	ND	2.5

*AKP*  
8/25/05

URS Corp/ NYSDEC  
Client Sample ID: SG-32  
GC/MS Volatiles

Lot-Sample # H5H050178 - 018

Work Order # HG2JA1AD

Matrix.....: AIR

Date Sampled...: 8/2/05  
Prep Date.....: 8/8/05  
Prep Batch #.....: 5221062  
Dilution Factor.: 3.06

Date Received..: 8/5/05  
Analysis Date... 8/9/05  
Method.....: TO-15

PARAMETER	RESULTS (ppb(v/v))	REPORTING LIMIT (ppb(v/v))	RESULTS (ug/m3)	REPORTING LIMIT (ug/m3)
Dichlorodifluoromethane	0.97	0.61	4.8	3.0
Chlorodifluoromethane	ND	0.61	ND	2.2
1,2-Dichloro-1,1,2,2-tetrafluoroethane	ND	0.61	ND	4.3
Chloromethane	ND	1.5	ND	3.2
Vinyl chloride	ND	0.61	ND	1.6
n-Butane	0.82	0.61	1.9	1.5
1,3-Butadiene	ND	0.61	ND	1.4
Bromomethane	ND	0.61	ND	2.4
Chloroethane	ND	0.61	ND	1.6
Trichlorofluoromethane	1.0	0.61	5.7	3.4
Pentane	ND	1.5	ND	4.5
1,1-Dichloroethene	ND	0.61	ND	2.4
1,1,2-Trichloro-1,2,2-trifluoroethane	ND	0.61	ND	4.7
Carbon disulfide	5.7	0.61	18	1.9
3-Chloropropene	ND	0.61	ND	1.9
Methylene chloride	ND	1.5	ND	5.3
trans-1,2-Dichloroethene	ND	0.61	ND	2.4
n-Hexane	1.7	0.61	6.1	2.2
1,1-Dichloroethane	ND	0.61	ND	2.5
cis-1,2-Dichloroethene	ND	0.61	ND	2.4
Chloroform	2.4	0.61	12	3.0
1,1,1-Trichloroethane	1.6	0.61	8.9	3.3
Cyclohexane	58	1.5	200	5.3
Carbon tetrachloride	ND	0.61	ND	3.9
Benzene	2.2	0.61	6.9	2.0
1,2-Dichloroethane	ND	0.61	ND	2.5
n-Heptane	6.3	0.61	26	2.5
Trichloroethene	2.1	0.61	11	3.3
1,2-Dichloropropane	ND	0.61	ND	2.8
Dibromomethane	ND	0.61	ND	4.4
Bromodichloromethane	ND	0.61	ND	4.1
cis-1,3-Dichloropropene	ND	0.61	ND	2.8
Toluene	17	0.61	64	2.3
n-Octane	4.0	0.61	19	2.9
trans-1,3-Dichloropropene	ND	0.61	ND	2.8
1,1,2-Trichloroethane	ND	0.61	ND	3.3

URS Corp/ NYSDEC  
Client Sample ID: SG-32  
GC/MS Volatiles

Lot-Sample # H5H050178 - 018

Work Order # HG2JA1AD

Matrix.....: AIR

PARAMETER	RESULTS (ppb(v/v))	REPORTING LIMIT (ppb(v/v))	RESULTS (ug/m3)	REPORTING LIMIT (ug/m3)
Tetrachloroethene	53	0.61	360	4.2
Dibromochloromethane	ND	0.61	ND	5.2
1,2-Dibromoethane (EDB)	ND	0.61	ND	4.7
Chlorobenzene	ND	0.61	ND	2.8
Ethylbenzene	5.3	0.61	23	2.7
m-Xylene & p-Xylene	12	0.61	51	2.7
Nonane	2.8	0.61	14	3.2
o-Xylene	4.8	0.61	21	2.7
Styrene	ND	0.61	ND	2.6
Bromoform	ND	0.61	ND	6.3
Cumene	ND	0.61	ND	3.0
1,1,2,2-Tetrachloroethane	ND	0.61	ND	4.2
n-Propylbenzene	0.77	0.61	3.8	3.0
1,3,5-Trimethylbenzene	1.6	0.61	7.7	3.0
n-Decane	6.6	0.61	38	3.6
alpha-Methylstyrene	ND	0.61	ND	3.0
1,2,4-Trimethylbenzene	5.1	0.61	25	3.0
1,3-Dichlorobenzene	3.5	0.61	21	3.7
1,4-Dichlorobenzene	ND	0.61	ND	3.7
Benzyl chloride	ND	0.61	ND	3.2
1,2-Dichlorobenzene	ND	0.61	ND	3.7
n-Undecane	ND	3.1	ND	3.9
n-Dodecane	ND	3.1	ND	21
1,2,4-Trichlorobenzene	ND	3.1	ND	23
Hexachlorobutadiene	ND	3.1	ND	33
Naphthalene	ND	1.5	ND	8.0
Methanol	190 <i>J</i>	31	250 <i>J</i>	40
Ethyl ether	ND <i>J</i>	1.5	ND <i>J</i>	4.6
Acetone	22 <i>J</i>	15	53 <i>J</i>	36
Acrylonitrile	ND	1.5	ND	3.3
Vinyl acetate	ND	1.5	ND	5.4
2-Butanone (MEK)	2.8	1.5	8.3	4.5
1-Butanol	2.2	1.5	6.5	4.6
4-Methyl-2-pentanone (MIBK)	ND	1.5	ND	6.3
2-Hexanone	ND	1.5	ND	6.3
Methyl tert-butyl ether	6.9	1.5	25	5.5
Acrolein	1.5 <i>J</i>	1.5	3.4 <i>J</i>	3.5
Acetonitrile	ND	3.1	ND	5.1

*Handwritten signature and date:*  
8/26/05

## URS Corp/ NYSDEC

Client Sample ID: SG-33

## GC/MS Volatiles

Lot-Sample # H5H050178 - 019

Work Order # HG2JC1AD

Matrix.....: AIR

Date Sampled...: 8/2/05  
 Prep Date.....: 8/8/05  
 Prep Batch #.....: 5221062  
 Dilution Factor.: 2.94

Date Received..: 8/5/05  
 Analysis Date... 8/9/05  
 Method.....: TO-15

PARAMETER	RESULTS (ppb(v/v))	REPORTING LIMIT (ppb(v/v))	RESULTS (ug/m3)	REPORTING LIMIT (ug/m3)
Dichlorodifluoromethane	1.1	0.59	5.4	2.9
Chlorodifluoromethane	1.4	0.59	5.1	2.1
1,2-Dichloro-1,1,2,2-tetrafluoroethane	ND	0.59	ND	4.1
Chloromethane	ND	1.5	ND	3.0
Vinyl chloride	ND	0.59	ND	1.5
n-Butane	8.8	0.59	21	1.4
1,3-Butadiene	ND	0.59	ND	1.3
Bromomethane	ND	0.59	ND	2.3
Chloroethane	ND	0.59	ND	1.6
Trichlorofluoromethane	1.0	0.59	5.7	3.3
Pentane	16	1.5	48	4.3
1,1-Dichloroethene	ND	0.59	ND	2.3
1,1,2-Trichloro-1,2,2-trifluoroethane	ND	0.59	ND	4.5
Carbon disulfide	14	0.59	44	1.8
3-Chloropropene	ND	0.59	ND	1.8
Methylene chloride	ND	1.5	ND	5.1
trans-1,2-Dichloroethene	ND	0.59	ND	2.3
n-Hexane	5.8	0.59	20	2.1
1,1-Dichloroethane	ND	0.59	ND	2.4
cis-1,2-Dichloroethene	ND	0.59	ND	2.3
Chloroform	5.6	0.59	27	2.9
1,1,1-Trichloroethane	ND	0.59	ND	3.2
Cyclohexane	25	1.5	87	5.1
Carbon tetrachloride	ND	0.59	ND	3.7
Benzene	0.97	0.59	3.1	1.9
1,2-Dichloroethane	ND	0.59	ND	2.4
n-Heptane	4.0	0.59	16	2.4
Trichloroethene	ND	0.59	ND	3.2
1,2-Dichloropropane	0.81	0.59	3.7	2.7
Dibromomethane	ND	0.59	ND	4.2
Bromodichloromethane	ND	0.59	ND	3.9
cis-1,3-Dichloropropene	ND	0.59	ND	2.7
Toluene	23	0.59	88	2.2
n-Octane	5.5	0.59	26	2.7
trans-1,3-Dichloropropene	ND	0.59	ND	2.7
1,1,2-Trichloroethane	ND	0.59	ND	3.2



URS Corp/ NYSDEC  
Client Sample ID: SG-33  
GC/MS Volatiles

Lot-Sample # H5H050178 - 019

Work Order # HG2JC1AD

Matrix.....: AIR

PARAMETER	RESULTS (ppb(v/v))	REPORTING LIMIT (ppb(v/v))	RESULTS (ug/m3)	REPORTING LIMIT (ug/m3)
<b>Tetrachloroethene</b>	21	0.59	140	4.0
Dibromochloromethane	ND	0.59	ND	5.0
1,2-Dibromoethane (EDB)	ND	0.59	ND	4.5
Chlorobenzene	ND	0.59	ND	2.7
<b>Ethylbenzene</b>	8.3	0.59	36	2.6
<b>m-Xylene &amp; p-Xylene</b>	19	0.59	83	2.6
<b>Nonane</b>	2.8	0.59	14	3.1
<b>o-Xylene</b>	7.3	0.59	32	2.6
Styrene	ND	0.59	ND	2.5
Bromoform	ND	0.59	ND	6.1
Cumene	ND	0.59	ND	2.9
1,1,2,2-Tetrachloroethane	ND	0.59	ND	4.0
<b>n-Propylbenzene</b>	1.0	0.59	5.0	2.9
<b>1,3,5-Trimethylbenzene</b>	1.9	0.59	9.3	2.9
<b>n-Decane</b>	7.6	0.59	44	3.4
alpha-Methylstyrene	ND	0.59	ND	2.8
<b>1,2,4-Trimethylbenzene</b>	6.4	0.59	32	2.9
<b>1,3-Dichlorobenzene</b>	3.7	0.59	22	3.5
1,4-Dichlorobenzene	ND	0.59	ND	3.5
Benzyl chloride	ND	0.59	ND	3.0
1,2-Dichlorobenzene	ND	0.59	ND	3.5
n-Undecane	ND	2.9	ND	3.8
<b>n-Dodecane</b>	3.0 JS	2.9 JS	21 JS	20
1,2,4-Trichlorobenzene	ND	2.9	ND	22
<b>Hexachlorobutadiene</b>	4.8	2.9	51	31
Naphthalene	ND	1.5	ND	7.7
<b>Methanol</b>	170 JS	29	220 JS	39
Ethyl ether	ND JS	1.5	ND JS	4.5
<b>Acetone</b>	25 JS	15	60 JS	35
Acrylonitrile	ND	1.5	ND	3.2
Vinyl acetate	ND	1.5	ND	5.2
<b>2-Butanone (MEK)</b>	3.3	1.5	9.7	4.3
<b>1-Butanol</b>	2.3	1.5	6.8	4.5
4-Methyl-2-pentanone (MIBK)	ND	1.5	ND	6.0
2-Hexanone	ND	1.5	ND	6.0
<b>Methyl tert-butyl ether</b>	7.5	1.5	27	5.3
Acrolein	ND JS	1.5	ND JS	3.4
Acetonitrile	ND	2.9	ND	4.9

*Handwritten signature*  
9/14/04

URS Corp/ NYSDEC  
Client Sample ID: SG-34  
GC/MS Volatiles

Lot-Sample # H5H050178 - 020      Work Order # HG2JF1AD      Matrix.....: AIR

Date Sampled...: 8/2/05      Date Received..: 8/5/05  
Prep Date.....: 8/8/05      Analysis Date... 8/8/05  
Prep Batch #.....: 5221062  
Dilution Factor.: 7.7      Method.....: TO-15

PARAMETER	RESULTS (ppb(v/v))	REPORTING LIMIT (ppb(v/v))	RESULTS (ug/m3)	REPORTING LIMIT (ug/m3)
Dichlorodifluoromethane	ND	1.5	ND	7.6
Chlorodifluoromethane	ND	1.5	ND	5.4
1,2-Dichloro-1,1,2,2-tetrafluoroethane	ND	1.5	ND	11
Chloromethane	ND	3.8	ND	8.0
Vinyl chloride	ND	1.5	ND	3.9
n-Butane	ND	1.5	ND	3.7
1,3-Butadiene	ND	1.5	ND	3.4
Bromomethane	ND	1.5	ND	6.0
Chloroethane	ND	1.5	ND	4.1
Trichlorofluoromethane	ND	1.5	ND	8.7
Pentane	ND	3.8	ND	11
1,1-Dichloroethene	ND	1.5	ND	6.1
1,1,2-Trichloro-1,2,2-trifluoroethane	ND	1.5	ND	12
<b>Carbon disulfide</b>	<b>37</b>	<b>1.5</b>	<b>110</b>	<b>4.8</b>
3-Chloropropene	ND	1.5	ND	4.8
Methylene chloride	ND	3.8	ND	13
trans-1,2-Dichloroethene	ND	1.5	ND	6.1
<b>n-Hexane</b>	<b>2.1</b>	<b>1.5</b>	<b>7.4</b>	<b>5.4</b>
1,1-Dichloroethane	ND	1.5	ND	6.2
cis-1,2-Dichloroethene	ND	1.5	ND	6.1
<b>Chloroform</b>	<b>1.7</b>	<b>1.5</b>	<b>8.5</b>	<b>7.5</b>
1,1,1-Trichloroethane	ND	1.5	ND	8.4
<b>Cyclohexane</b>	<b>67</b>	<b>3.8</b>	<b>230</b>	<b>13</b>
Carbon tetrachloride	ND	1.5	ND	9.7
Benzene	ND	1.5	ND	4.9
1,2-Dichloroethane	ND	1.5	ND	6.2
<b>n-Heptane</b>	<b>7.8</b>	<b>1.5</b>	<b>32</b>	<b>6.3</b>
Trichloroethene	ND	1.5	ND	8.3
1,2-Dichloropropane	ND	1.5	ND	7.1
Dibromomethane	ND	1.5	ND	11
Bromodichloromethane	ND	1.5	ND	10
cis-1,3-Dichloropropene	ND	1.5	ND	7.0
<b>Toluene</b>	<b>15</b>	<b>1.5</b>	<b>56</b>	<b>5.8</b>
<b>n-Octane</b>	<b>2.6</b>	<b>1.5</b>	<b>12</b>	<b>7.2</b>
trans-1,3-Dichloropropene	ND	1.5	ND	7.0
1,1,2-Trichloroethane	ND	1.5	ND	8.4

URS Corp/ NYSDEC  
Client Sample ID: SG-34  
GC/MS Volatiles

Lot-Sample # H5H050178 - 020

Work Order # HG2JF1AD

Matrix.....: AIR

PARAMETER	RESULTS (ppb(v/v))	REPORTING LIMIT (ppb(v/v))	RESULTS (ug/m3)	REPORTING LIMIT (ug/m3)
Tetrachloroethene	3.1	1.5	21	10
Dibromochloromethane	ND <i>US</i>	1.5 <i>US</i>	ND <i>US</i>	13 <i>US</i>
1,2-Dibromoethane (EDB)	ND	1.5	ND	12
Chlorobenzene	ND	1.5	ND	7.1
Ethylbenzene	3.4	1.5	15	6.7
m-Xylene & p-Xylene	8.2	1.5	36	6.7
Nonane	2.9	1.5	15	8.1
o-Xylene	3.4	1.5	15	6.7
Styrene	ND	1.5	ND	6.6
Bromoform	ND <i>US</i>	1.5 <i>US</i>	ND <i>US</i>	16 <i>US</i>
Cumene	ND	1.5	ND	7.6
1,1,2,2-Tetrachloroethane	ND	1.5	ND	11
n-Propylbenzene	ND	1.5	ND	7.6
1,3,5-Trimethylbenzene	ND	1.5	ND	7.6
n-Decane	4.7	1.5	27	9.0
alpha-Methylstyrene	ND	1.5	ND	7.4
1,2,4-Trimethylbenzene	2.8	1.5	14	7.6
1,3-Dichlorobenzene	1.8	1.5	11	9.3
1,4-Dichlorobenzene	ND	1.5	ND	9.3
Benzyl chloride	ND	1.5	ND	8.0
1,2-Dichlorobenzene	ND	1.5	ND	9.3
n-Undecane	ND	7.7	ND	9.8
n-Dodecane	ND <i>US</i>	7.7 <i>US</i>	ND <i>US</i>	54 <i>US</i>
1,2,4-Trichlorobenzene	ND	7.7	ND	57
Hexachlorobutadiene	ND	7.7	ND	82
Naphthalene	ND	3.8	ND	20
Methanol	100 <i>US</i>	77 <i>US</i>	130 <i>US</i>	100 <i>US</i>
Ethyl ether	ND <i>US</i>	3.8 <i>US</i>	ND <i>US</i>	12 <i>US</i>
Acetone	ND <i>US</i>	38 <i>US</i>	ND <i>US</i>	91 <i>US</i>
Acrylonitrile	ND	3.8	ND	8.4
Vinyl acetate	ND	3.8	ND	14
2-Butanone (MEK)	ND	3.8	ND	11
1-Butanol	ND	3.8	ND	12
4-Methyl-2-pentanone (MIBK)	ND	3.8	ND	16
2-Hexanone	ND	3.8	ND	16
Methyl tert-butyl ether	4.5	3.8	16	14
Acrolein	ND <i>US</i>	3.8 <i>US</i>	ND <i>US</i>	8.8 <i>US</i>
Acetonitrile	ND	7.7	ND	13

*Handwritten signature/initials*  
9/14/04

## URS Corp/ NYSDEC

Client Sample ID: SG-35

## GC/MS Volatiles

Lot-Sample # H5H050178 - 021

Work Order # HG2JG1AD

Matrix.....: AIR

Date Sampled...: 8/2/05  
 Prep Date.....: 8/8/05  
 Prep Batch #.....: 5221062  
 Dilution Factor.: 7.4

Date Received..: 8/5/05  
 Analysis Date... 8/9/05  
 Method.....: TO-15

PARAMETER	RESULTS (ppb(v/v))	REPORTING LIMIT (ppb(v/v))	RESULTS (ug/m3)	REPORTING LIMIT (ug/m3)
Dichlorodifluoromethane	ND	1.5	ND	7.3
Chlorodifluoromethane	ND	1.5	ND	5.2
1,2-Dichloro-1,1,2,2-tetrafluoroethane	ND	1.5	ND	10
Chloromethane	ND	3.7	ND	7.6
Vinyl chloride	ND	1.5	ND	3.8
n-Butane	ND	1.5	ND	3.5
1,3-Butadiene	ND	1.5	ND	3.3
Bromomethane	ND	1.5	ND	5.7
Chloroethane	ND	1.5	ND	3.9
Trichlorofluoromethane	ND	1.5	ND	8.3
Pentane	ND	3.7	ND	11
1,1-Dichloroethene	ND	1.5	ND	5.9
1,1,2-Trichloro-1,2,2-trifluoroethane	ND	1.5	ND	11
<b>Carbon disulfide</b>	<b>13</b>	<b>1.5</b>	<b>42</b>	<b>4.6</b>
3-Chloropropene	ND	1.5	ND	4.6
Methylene chloride	ND	3.7	ND	13
trans-1,2-Dichloroethene	ND	1.5	ND	5.9
<b>n-Hexane</b>	<b>1.6</b>	<b>1.5</b>	<b>5.6</b>	<b>5.2</b>
1,1-Dichloroethane	ND	1.5	ND	6.0
cis-1,2-Dichloroethene	ND	1.5	ND	5.9
<b>Chloroform</b>	<b>3.2</b>	<b>1.5</b>	<b>16</b>	<b>7.2</b>
1,1,1-Trichloroethane	ND	1.5	ND	8.1
<b>Cyclohexane</b>	<b>49</b>	<b>3.7</b>	<b>170</b>	<b>13</b>
Carbon tetrachloride	ND	1.5	ND	9.3
<b>Benzene</b>	<b>9.7</b>	<b>1.5</b>	<b>31</b>	<b>4.7</b>
1,2-Dichloroethane	ND	1.5	ND	6.0
<b>n-Heptane</b>	<b>5.4</b>	<b>1.5</b>	<b>22</b>	<b>6.1</b>
Trichloroethene	ND	1.5	ND	8.0
1,2-Dichloropropane	ND	1.5	ND	6.8
Dibromomethane	ND	1.5	ND	11
Bromodichloromethane	ND	1.5	ND	9.9
cis-1,3-Dichloropropene	ND	1.5	ND	6.7
<b>Toluene</b>	<b>13</b>	<b>1.5</b>	<b>50</b>	<b>5.6</b>
<b>n-Octane</b>	<b>2.3</b>	<b>1.5</b>	<b>11</b>	<b>6.9</b>
trans-1,3-Dichloropropene	ND	1.5	ND	6.7
1,1,2-Trichloroethane	ND	1.5	ND	8.1

## URS Corp/ NYSDEC

Client Sample ID: SG-35

## GC/MS Volatiles

Lot-Sample # H5H050178 - 021

Work Order # HG2JG1AD

Matrix.....: AIR

PARAMETER	RESULTS (ppb(v/v))	REPORTING LIMIT (ppb(v/v))	RESULTS (ug/m3)	REPORTING LIMIT (ug/m3)
<b>Tetrachloroethene</b>	<b>130</b>	<b>1.5</b>	<b>870</b>	<b>10</b>
Dibromochloromethane	ND	1.5	ND	13
1,2-Dibromoethane (EDB)	ND	1.5	ND	11
Chlorobenzene	ND	1.5	ND	6.8
<b>Ethylbenzene</b>	<b>2.8</b>	<b>1.5</b>	<b>12</b>	<b>6.4</b>
<b>m-Xylene &amp; p-Xylene</b>	<b>6.1</b>	<b>1.5</b>	<b>26</b>	<b>6.4</b>
<b>Nonane</b>	<b>2.0</b>	<b>1.5</b>	<b>11</b>	<b>7.8</b>
<b>o-Xylene</b>	<b>2.6</b>	<b>1.5</b>	<b>11</b>	<b>6.4</b>
Styrene	ND	1.5	ND	6.3
Bromoform	ND	1.5	ND	15
Cumene	ND	1.5	ND	7.3
1,1,2,2-Tetrachloroethane	ND	1.5	ND	10
n-Propylbenzene	ND	1.5	ND	7.3
1,3,5-Trimethylbenzene	ND	1.5	ND	7.3
<b>n-Decane</b>	<b>2.9</b>	<b>1.5</b>	<b>17</b>	<b>8.6</b>
alpha-Methylstyrene	ND	1.5	ND	7.2
<b>1,2,4-Trimethylbenzene</b>	<b>2.2</b>	<b>1.5</b>	<b>11</b>	<b>7.3</b>
<b>1,3-Dichlorobenzene</b>	<b>1.7</b>	<b>1.5</b>	<b>10</b>	<b>8.9</b>
1,4-Dichlorobenzene	ND	1.5	ND	8.9
Benzyl chloride	ND	1.5	ND	7.7
1,2-Dichlorobenzene	ND	1.5	ND	8.9
n-Undecane	ND	7.4	ND	9.5
n-Dodecane	ND	7.4	ND	52
1,2,4-Trichlorobenzene	ND	7.4	ND	55
Hexachlorobutadiene	ND	7.4	ND	79
Naphthalene	ND	3.7	ND	19
<b>Methanol</b>	<b>120</b>	<b>74</b>	<b>160</b>	<b>97</b>
Ethyl ether	ND	3.7	ND	11
Acetone	ND	37	ND	88
Acrylonitrile	ND	3.7	ND	8.0
Vinyl acetate	ND	3.7	ND	13
<b>2-Butanone (MEK)</b>	<b>3.8</b>	<b>3.7</b>	<b>11</b>	<b>11</b>
1-Butanol	ND	3.7	ND	11
4-Methyl-2-pentanone (MIBK)	ND	3.7	ND	15
2-Hexanone	ND	3.7	ND	15
<b>Methyl tert-butyl ether</b>	<b>4.1</b>	<b>3.7</b>	<b>15</b>	<b>13</b>
Acrolein	ND	3.7	ND	8.5
Acetonitrile	ND	7.4	ND	12

OK  
8/26/05

URS Corp/ NYSDEC  
Client Sample ID: SG-37  
GC/MS Volatiles

Lot-Sample # H5H050178 - 022

Work Order # HG2JJ1AD

Matrix.....: AIR

Date Sampled...: 8/2/05  
Prep Date.....: 8/8/05  
Prep Batch #.....: 5221062  
Dilution Factor.: 3.06

Date Received..: 8/5/05  
Analysis Date... 8/9/05  
Method.....: TO-15

PARAMETER	RESULTS (ppb(v/v))	REPORTING LIMIT (ppb(v/v))	RESULTS (ug/m3)	REPORTING LIMIT (ug/m3)
Dichlorodifluoromethane	0.89	0.61	4.4	3.0
Chlorodifluoromethane	ND	0.61	ND	2.2
1,2-Dichloro-1,1,2,2-tetrafluoroethane	ND	0.61	ND	4.3
Chloromethane	ND	1.5	ND	3.2
Vinyl chloride	ND	0.61	ND	1.6
n-Butane	ND	0.61	ND	1.5
1,3-Butadiene	ND	0.61	ND	1.4
Bromomethane	ND	0.61	ND	2.4
Chloroethane	ND	0.61	ND	1.6
Trichlorofluoromethane	ND	0.61	ND	3.4
Pentane	ND	1.5	ND	4.5
1,1-Dichloroethene	ND	0.61	ND	2.4
1,1,2-Trichloro-1,2,2-trifluoroethane	ND	0.61	ND	4.7
Carbon disulfide	6.2	0.61	19	1.9
3-Chloropropene	ND	0.61	ND	1.9
Methylene chloride	ND	1.5	ND	5.3
trans-1,2-Dichloroethene	ND	0.61	ND	2.4
n-Hexane	1.9	0.61	6.7	2.2
1,1-Dichloroethane	ND	0.61	ND	2.5
cis-1,2-Dichloroethene	ND	0.61	ND	2.4
Chloroform	9.6	0.61	47	3.0
1,1,1-Trichloroethane	ND	0.61	ND	3.3
Cyclohexane	45	1.5	150	5.3
Carbon tetrachloride	ND	0.61	ND	3.9
Benzene	0.95	0.61	3.0	2.0
1,2-Dichloroethane	ND	0.61	ND	2.5
n-Heptane	5.2	0.61	21	2.5
Trichloroethene	ND	0.61	ND	3.3
1,2-Dichloropropane	ND	0.61	ND	2.8
Dibromomethane	ND	0.61	ND	4.4
Bromodichloromethane	ND	0.61	ND	4.1
cis-1,3-Dichloropropene	ND	0.61	ND	2.8
Toluene	20	0.61	76	2.3
n-Octane	5.4	0.61	25	2.9
trans-1,3-Dichloropropene	ND	0.61	ND	2.8
1,1,2-Trichloroethane	ND	0.61	ND	3.3

## URS Corp/ NYSDEC

Client Sample ID: SG-37

## GC/MS Volatiles

Lot-Sample # H5H050178 - 022

Work Order # HG2JJ1AD

Matrix.....: AIR

PARAMETER	RESULTS (ppb(v/v))	REPORTING LIMIT (ppb(v/v))	RESULTS (ug/m3)	REPORTING LIMIT (ug/m3)
Tetrachloroethene	9.1	0.61	62	4.2
Dibromochloromethane	ND	0.61	ND	5.2
1,2-Dibromoethane (EDB)	ND	0.61	ND	4.7
Chlorobenzene	ND	0.61	ND	2.8
Ethylbenzene	7.3	0.61	32	2.7
m-Xylene & p-Xylene	16	0.61	68	2.7
Nonane	1.9	0.61	10	3.2
o-Xylene	5.7	0.61	25	2.7
Styrene	ND	0.61	ND	2.6
Bromoform	ND	0.61	ND	6.3
Cumene	ND	0.61	ND	3.0
1,1,2,2-Tetrachloroethane	ND	0.61	ND	4.2
n-Propylbenzene	0.65	0.61	3.2	3.0
1,3,5-Trimethylbenzene	1.1	0.61	5.2	3.0
n-Decane	2.6	0.61	15	3.6
alpha-Methylstyrene	ND	0.61	ND	3.0
1,2,4-Trimethylbenzene	3.1	0.61	15	3.0
1,3-Dichlorobenzene	1.5	0.61	9.3	3.7
1,4-Dichlorobenzene	ND	0.61	ND	3.7
Benzyl chloride	ND	0.61	ND	3.2
1,2-Dichlorobenzene	ND	0.61	ND	3.7
n-Undecane	ND	3.1	ND	3.9
n-Dodecane	ND	3.1	ND	21
1,2,4-Trichlorobenzene	ND	3.1	ND	23
Hexachlorobutadiene	ND	3.1	ND	33
Naphthalene	ND	1.5	ND	8.0
Methanol	120 <i>JS</i>	31	160 <i>JS</i>	40
Ethyl ether	ND <i>JS</i>	1.5	ND <i>JS</i>	4.6
Acetone	17 <i>JS</i>	15	41 <i>JS</i>	36
Acrylonitrile	ND	1.5	ND	3.3
Vinyl acetate	ND	1.5	ND	5.4
2-Butanone (MEK)	ND	1.5	ND	4.5
1-Butanol	4.2	1.5	13	4.6
4-Methyl-2-pentanone (MIBK)	ND	1.5	ND	6.3
2-Hexanone	ND	1.5	ND	6.3
Methyl tert-butyl ether	7.2	1.5	26	5.5
Acrolein	ND <i>JS</i>	1.5	ND <i>JS</i>	3.5
Acetonitrile	ND	3.1	ND	5.1

*JS*  
8/26/05

URS Corp/ NYSDEC  
Client Sample ID: SG-38  
GC/MS Volatiles

Lot-Sample # H5H050178 - 023

Work Order # HG2JL1AD

Matrix.....: AIR

Date Sampled...: 8/2/05  
Prep Date.....: 8/8/05  
Prep Batch #.....: 5221062  
Dilution Factor.: 3.85

Date Received...: 8/5/05  
Analysis Date... 8/8/05  
Method.....: TO-15

PARAMETER	RESULTS (ppb(v/v))	REPORTING LIMIT (ppb(v/v))	RESULTS (ug/m3)	REPORTING LIMIT (ug/m3)
Dichlorodifluoromethane	ND	0.77	ND	3.8
Chlorodifluoromethane	ND	0.77	ND	2.7
1,2-Dichloro-1,1,2,2-tetrafluoroethane	ND	0.77	ND	5.4
Chloromethane	ND	1.9	ND	4.0
Vinyl chloride	ND	0.77	ND	2.0
<b>n-Butane</b>	<b>1.0</b>	<b>0.77</b>	<b>2.4</b>	<b>1.8</b>
1,3-Butadiene	ND	0.77	ND	1.7
Bromomethane	ND	0.77	ND	3.0
Chloroethane	ND	0.77	ND	2.0
Trichlorofluoromethane	ND	0.77	ND	4.3
Pentane	ND	1.9	ND	5.7
1,1-Dichloroethene	ND	0.77	ND	3.1
1,1,2-Trichloro-1,2,2-trifluoroethane	ND	0.77	ND	5.9
<b>Carbon disulfide</b>	<b>12</b>	<b>0.77</b>	<b>38</b>	<b>2.4</b>
3-Chloropropene	ND	0.77	ND	2.4
Methylene chloride	ND	1.9	ND	6.7
trans-1,2-Dichloroethene	ND	0.77	ND	3.1
<b>n-Hexane</b>	<b>1.6</b>	<b>0.77</b>	<b>5.8</b>	<b>2.7</b>
1,1-Dichloroethane	ND	0.77	ND	3.1
cis-1,2-Dichloroethene	ND	0.77	ND	3.1
<b>Chloroform</b>	<b>5.9</b>	<b>0.77</b>	<b>29</b>	<b>3.8</b>
1,1,1-Trichloroethane	ND	0.77	ND	4.2
<b>Cyclohexane</b>	<b>73</b>	<b>1.9</b>	<b>250</b>	<b>6.6</b>
Carbon tetrachloride	ND	0.77	ND	4.8
<b>Benzene</b>	<b>2.6</b>	<b>0.77</b>	<b>8.4</b>	<b>2.5</b>
1,2-Dichloroethane	ND	0.77	ND	3.1
<b>n-Heptane</b>	<b>8.2</b>	<b>0.77</b>	<b>34</b>	<b>3.2</b>
Trichloroethene	ND	0.77	ND	4.1
1,2-Dichloropropane	ND	0.77	ND	3.6
Dibromomethane	ND	0.77	ND	5.5
Bromodichloromethane	ND	0.77	ND	5.2
cis-1,3-Dichloropropene	ND	0.77	ND	3.5
<b>Toluene</b>	<b>19</b>	<b>0.77</b>	<b>73</b>	<b>2.9</b>
<b>n-Octane</b>	<b>4.9</b>	<b>0.77</b>	<b>23</b>	<b>3.6</b>
trans-1,3-Dichloropropene	ND	0.77	ND	3.5
1,1,2-Trichloroethane	ND	0.77	ND	4.2



URS Corp/ NYSDEC  
Client Sample ID: SG-38  
GC/MS Volatiles

Lot-Sample # H5H050178 - 023

Work Order # HG2JL1AD

Matrix.....: AIR

PARAMETER	RESULTS (ppb(v/v))	REPORTING LIMIT (ppb(v/v))	RESULTS (ug/m3)	REPORTING LIMIT (ug/m3)
Tetrachloroethene	6.8	0.77	46	5.2
Dibromochloromethane	ND <i>KS</i>	0.77 <i>KS</i>	ND <i>KS</i>	6.6 <i>KS</i>
1,2-Dibromoethane (EDB)	ND	0.77	ND	5.9
Chlorobenzene	ND	0.77	ND	3.5
Ethylbenzene	6.7	0.77	29	3.3
m-Xylene & p-Xylene	16	0.77	68	3.3
Nonane	2.9	0.77	15	4.0
o-Xylene	6.1	0.77	27	3.3
Styrene	ND	0.77	ND	3.3
Bromoform	ND <i>KS</i>	0.77 <i>KS</i>	ND <i>KS</i>	8.0 <i>KS</i>
Cumene	ND	0.77	ND	3.8
1,1,2,2-Tetrachloroethane	ND	0.77	ND	5.3
n-Propylbenzene	0.89	0.77	4.4	3.8
1,3,5-Trimethylbenzene	1.5	0.77	7.2	3.8
n-Decane	6.2	0.77	36	4.5
alpha-Methylstyrene	ND	0.77	ND	3.7
1,2,4-Trimethylbenzene	5.3	0.77	26	3.8
1,3-Dichlorobenzene	3.7	0.77	22	4.6
1,4-Dichlorobenzene	ND	0.77	ND	4.6
Benzyl chloride	ND	0.77	ND	4.0
1,2-Dichlorobenzene	ND	0.77	ND	4.6
n-Undecane	ND	3.8	ND	4.9
n-Dodecane	ND <i>KS</i>	3.8 <i>KS</i>	ND <i>KS</i>	27 <i>KS</i>
1,2,4-Trichlorobenzene	ND	3.8	ND	29
Hexachlorobutadiene	ND	3.8	ND	41
Naphthalene	ND	1.9	ND	10
Methanol	210 <i>J</i>	38 <i>J</i>	280 <i>J</i>	50 <i>J</i>
Ethyl ether	ND <i>KS</i>	1.9 <i>KS</i>	ND <i>KS</i>	5.8 <i>KS</i>
Acetone	39 <i>J</i>	19 <i>J</i>	94 <i>J</i>	46 <i>J</i>
Acrylonitrile	ND	1.9	ND	4.2
Vinyl acetate	ND	1.9	ND	6.8
2-Butanone (MEK)	4.9	1.9	14	5.7
1-Butanol	4.2	1.9	13	5.8
4-Methyl-2-pentanone (MIBK)	ND	1.9	ND	7.9
2-Hexanone	ND	1.9	ND	7.9
Methyl tert-butyl ether	8.0	1.9	29	6.9
Acrolein	3.5 <i>J</i>	1.9 <i>J</i>	8.0 <i>J</i>	4.4 <i>J</i>
Acetonitrile	ND	3.8	ND	6.5

*Handwritten signature/initials*

## URS Corp/ NYSDEC

Client Sample ID: SG-39

## GC/MS Volatiles

Lot-Sample # H5H050178 - 024

Work Order # HG2JP1AD

Matrix.....: AIR

Date Sampled...: 8/2/05  
 Prep Date.....: 8/8/05  
 Prep Batch #.....: 5221062  
 Dilution Factor.: 6.9

Date Received...: 8/5/05  
 Analysis Date... 8/8/05  
 Method.....: TO-15

PARAMETER	RESULTS (ppb(v/v))	REPORTING LIMIT (ppb(v/v))	RESULTS (ug/m3)	REPORTING LIMIT (ug/m3)
Dichlorodifluoromethane	2.8	1.4	14	6.8
Chlorodifluoromethane	2.0	1.4	6.9	4.9
1,2-Dichloro-1,1,2,2-tetrafluoroethane	ND	1.4	ND	9.6
Chloromethane	ND	3.4	ND	7.1
Vinyl chloride	ND	1.4	ND	3.5
n-Butane	ND	1.4	ND	3.3
1,3-Butadiene	ND	1.4	ND	3.1
Bromomethane	ND	1.4	ND	5.4
Chloroethane	ND	1.4	ND	3.6
Trichlorofluoromethane	ND	1.4	ND	7.8
Pentane	ND	3.4	ND	10
1,1-Dichloroethene	ND	1.4	ND	5.5
1,1,2-Trichloro-1,2,2-trifluoroethane	ND	1.4	ND	11
Carbon disulfide	3.5	1.4	11	4.3
3-Chloropropene	ND	1.4	ND	4.3
Methylene chloride	ND	3.4	ND	12
trans-1,2-Dichloroethene	ND	1.4	ND	5.5
n-Hexane	2.0	1.4	6.9	4.9
1,1-Dichloroethane	ND	1.4	ND	5.6
cis-1,2-Dichloroethene	ND	1.4	ND	5.5
Chloroform	12	1.4	57	6.7
1,1,1-Trichloroethane	ND	1.4	ND	7.5
Cyclohexane	53	3.4	180	12
Carbon tetrachloride	ND	1.4	ND	8.7
Benzene	2.2	1.4	6.9	4.4
1,2-Dichloroethane	ND	1.4	ND	5.6
n-Heptane	6.5	1.4	27	5.7
Trichloroethene	1.6	1.4	8.8	7.4
1,2-Dichloropropane	ND	1.4	ND	6.4
Dibromomethane	ND	1.4	ND	9.8
Bromodichloromethane	ND	1.4	ND	9.2
cis-1,3-Dichloropropene	ND	1.4	ND	6.3
Toluene	24	1.4	89	5.2
n-Octane	5.9	1.4	27	6.4
trans-1,3-Dichloropropene	ND	1.4	ND	6.3
1,1,2-Trichloroethane	ND	1.4	ND	7.5

URS Corp/ NYSDEC  
Client Sample ID: SG-39  
GC/MS Volatiles

Lot-Sample # H5H050178 - 024

Work Order # HG2JP1AD

Matrix.....: AIR

PARAMETER	RESULTS (ppb(v/v))	REPORTING LIMIT (ppb(v/v))	RESULTS (ug/m3)	REPORTING LIMIT (ug/m3)
Tetrachloroethene	130	1.4	870	9.4
Dibromochloromethane	ND	1.4 <i>JS</i>	ND	12 <i>JS</i>
1,2-Dibromoethane (EDB)	ND	1.4	ND	11
Chlorobenzene	ND	1.4	ND	6.4
Ethylbenzene	7.9	1.4	34	6.0
m-Xylene & p-Xylene	17	1.4	75	6.0
Nonane	3.1	1.4	16	7.2
o-Xylene	6.4	1.4	28	6.0
Styrene	ND	1.4	ND	5.9
Bromoform	ND	1.4 <i>JS</i>	ND	14 <i>JS</i>
Cumene	ND	1.4	ND	6.8
1,1,2,2-Tetrachloroethane	ND	1.4	ND	9.5
n-Propylbenzene	ND	1.4	ND	6.8
1,3,5-Trimethylbenzene	1.7	1.4	8.4	6.8
n-Decane	6.0	1.4	35	8.0
alpha-Methylstyrene	ND	1.4	ND	6.7
1,2,4-Trimethylbenzene	5.9	1.4	29	6.8
1,3-Dichlorobenzene	3.7	1.4	22	8.3
1,4-Dichlorobenzene	ND	1.4	ND	8.3
Benzyl chloride	ND	1.4	ND	7.1
1,2-Dichlorobenzene	ND	1.4	ND	8.3
n-Undecane	ND	6.9	ND	8.8
n-Dodecane	ND	6.9 <i>JS</i>	ND	48 <i>JS</i>
1,2,4-Trichlorobenzene	ND	6.9	ND	51
Hexachlorobutadiene	ND	6.9	ND	74
Naphthalene	ND	3.4	ND	18
Methanol	210	69 <i>JS</i>	270	90 <i>JS</i>
Ethyl ether	ND	3.4 <i>JS</i>	ND	10 <i>JS</i>
Acetone	ND	34 <i>JS</i>	ND	82 <i>JS</i>
Acrylonitrile	ND	3.4	ND	7.5
Vinyl acetate	ND	3.4	ND	12
2-Butanone (MEK)	ND	3.4	ND	10
1-Butanol	4.1	3.4	12	10
4-Methyl-2-pentanone (MIBK)	ND	3.4	ND	14
2-Hexanone	ND	3.4	ND	14
Methyl tert-butyl ether	7.3	3.4	26	12
Acrolein	ND	3.4 <i>JS</i>	ND	7.9 <i>JS</i>
Acetonitrile	ND	6.9	ND	12

*Handwritten signature and date*  
9/14/05

URS Corp/ NYSDEC  
Client Sample ID: SG-40  
GC/MS Volatiles

Lot-Sample # H5H050178 - 025

Work Order # HG2JQ1AD

Matrix.....: AIR

Date Sampled...: 8/2/05  
Prep Date.....: 8/8/05  
Prep Batch #....: 5221062  
Dilution Factor.: 7.1

Date Received..: 8/5/05  
Analysis Date... 8/9/05  
Method.....: TO-15

PARAMETER	RESULTS (ppb(v/v))	REPORTING LIMIT (ppb(v/v))	RESULTS (ug/m3)	REPORTING LIMIT (ug/m3)
Dichlorodifluoromethane	ND	1.4	ND	7.0
Chlorodifluoromethane	ND	1.4	ND	5.0
1,2-Dichloro-1,1,2,2-tetrafluoroethane	ND	1.4	ND	9.9
Chloromethane	ND	3.6	ND	7.3
Vinyl chloride	ND	1.4	ND	3.6
<b>n-Butane</b>	<b>1.6</b>	<b>1.4</b>	<b>3.9</b>	<b>3.4</b>
1,3-Butadiene	ND	1.4	ND	3.1
Bromomethane	ND	1.4	ND	5.5
Chloroethane	ND	1.4	ND	3.7
Trichlorofluoromethane	ND	1.4	ND	8.0
Pentane	ND	3.6	ND	10
1,1-Dichloroethene	ND	1.4	ND	5.6
1,1,2-Trichloro-1,2,2-trifluoroethane	ND	1.4	ND	11
<b>Carbon disulfide</b>	<b>10</b>	<b>1.4</b>	<b>31</b>	<b>4.4</b>
3-Chloropropene	ND	1.4	ND	4.4
Methylene chloride	ND	3.6	ND	12
trans-1,2-Dichloroethene	ND	1.4	ND	5.6
<b>n-Hexane</b>	<b>2.6</b>	<b>1.4</b>	<b>9.1</b>	<b>5.0</b>
1,1-Dichloroethane	ND	1.4	ND	5.7
cis-1,2-Dichloroethene	ND	1.4	ND	5.6
<b>Chloroform</b>	<b>120</b>	<b>1.4</b>	<b>590</b>	<b>6.9</b>
1,1,1-Trichloroethane	ND	1.4	ND	7.7
<b>Cyclohexane</b>	<b>30</b>	<b>3.6</b>	<b>100</b>	<b>12</b>
Carbon tetrachloride	ND	1.4	ND	8.9
<b>Benzene</b>	<b>3.2</b>	<b>1.4</b>	<b>10</b>	<b>4.5</b>
1,2-Dichloroethane	ND	1.4	ND	5.7
<b>n-Heptane</b>	<b>3.8</b>	<b>1.4</b>	<b>16</b>	<b>5.8</b>
Trichloroethene	ND	1.4	ND	7.6
1,2-Dichloropropane	ND	1.4	ND	6.6
Dibromomethane	ND	1.4	ND	10
<b>Bromodichloromethane</b>	<b>1.7</b>	<b>1.4</b>	<b>11</b>	<b>9.5</b>
cis-1,3-Dichloropropene	ND	1.4	ND	6.4
<b>Toluene</b>	<b>39</b>	<b>1.4</b>	<b>150</b>	<b>5.4</b>
<b>n-Octane</b>	<b>5.0</b>	<b>1.4</b>	<b>23</b>	<b>6.6</b>
trans-1,3-Dichloropropene	ND	1.4	ND	6.4
1,1,2-Trichloroethane	ND	1.4	ND	7.7

URS Corp/ NYSDEC  
Client Sample ID: SG-40  
GC/MS Volatiles

Lot-Sample # H5H050178 - 025

Work Order # HG2JQ1AD

Matrix.....: AIR

PARAMETER	RESULTS (ppb(v/v))	REPORTING LIMIT (ppb(v/v))	RESULTS (ug/m3)	REPORTING LIMIT (ug/m3)
Tetrachloroethene	44	1.4	300	9.6
Dibromochloromethane	ND	1.4	ND	12
1,2-Dibromoethane (EDB)	ND	1.4	ND	11
Chlorobenzene	ND	1.4	ND	6.5
Ethylbenzene	7.4	1.4	32	6.2
m-Xylene & p-Xylene	16	1.4	68	6.2
Nonane	2.5	1.4	13	7.4
o-Xylene	5.9	1.4	26	6.2
Styrene	ND	1.4	ND	6.0
Bromoform	ND	1.4	ND	15
Cumene	ND	1.4	ND	7.0
1,1,2,2-Tetrachloroethane	ND	1.4	ND	9.7
n-Propylbenzene	ND	1.4	ND	7.0
1,3,5-Trimethylbenzene	1.4	1.4	7.0	7.0
n-Decane	4.9	1.4	29	8.3
alpha-Methylstyrene	ND	1.4	ND	6.9
1,2,4-Trimethylbenzene	4.4	1.4	21	7.0
1,3-Dichlorobenzene	2.6	1.4	16	8.5
1,4-Dichlorobenzene	ND	1.4	ND	8.5
Benzyl chloride	ND	1.4	ND	7.4
1,2-Dichlorobenzene	ND	1.4	ND	8.5
n-Undecane	ND	7.1	ND	9.1
n-Dodecane	ND	7.1	ND	49
1,2,4-Trichlorobenzene	ND	7.1	ND	53
Hexachlorobutadiene	ND	7.1	ND	76
Naphthalene	ND	3.6	ND	19
Methanol	200 <i>CS</i>	71	260 <i>CS</i>	93
Ethyl ether	ND <i>CS</i>	3.6	ND <i>CS</i>	11
Acetone	ND <i>CS</i>	36	ND <i>CS</i>	84
Acrylonitrile	ND	3.6	ND	7.7
Vinyl acetate	ND	3.6	ND	12
2-Butanone (MEK)	ND	3.6	ND	10
1-Butanol	4.4	3.6	13	11
4-Methyl-2-pentanone (MIBK)	ND	3.6	ND	15
2-Hexanone	ND	3.6	ND	15
Methyl tert-butyl ether	7.2	3.6	26	13
Acrolein	ND <i>CS</i>	3.6	ND <i>CS</i>	8.1
Acetonitrile	ND	7.1	ND	12

*CS*  
*8/16/05*

URS Corp/ NYSDEC  
 Client Sample ID: SG-41  
 GC/MS Volatiles

Lot-Sample # H5H050178 - 026

Work Order # HG2JR1AD

Matrix.....: AIR

Date Sampled...: 8/2/05  
 Prep Date.....: 8/8/05  
 Prep Batch #.....: 5221062  
 Dilution Factor.: 1.51

Date Received...: 8/5/05  
 Analysis Date...: 8/9/05  
 Method.....: TO-15

PARAMETER	RESULTS (ppb(v/v))	REPORTING LIMIT (ppb(v/v))	RESULTS (ug/m3)	REPORTING LIMIT (ug/m3)
Dichlorodifluoromethane	0.57	0.30	2.8	1.5
Chlorodifluoromethane	0.61	0.30	2.2	1.1
1,2-Dichloro-1,1,2,2-tetrafluoroethane	ND	0.30	ND	2.1
Chloromethane	ND	0.76	ND	1.6
Vinyl chloride	ND	0.30	ND	0.77
n-Butane	2.1	0.30	5.1	0.72
1,3-Butadiene	ND	0.30	ND	0.67
Bromomethane	ND	0.30	ND	1.2
Chloroethane	ND	0.30	ND	0.80
Trichlorofluoromethane	0.48	0.30	2.7	1.7
Pentane	0.99	0.76	2.9	2.2
1,1-Dichloroethene	ND	0.30	ND	1.2
1,1,2-Trichloro-1,2,2-trifluoroethane	ND	0.30	ND	2.3
Carbon disulfide	2.7	0.30	8.3	0.94
3-Chloropropene	ND	0.30	ND	0.95
Methylene chloride	ND	0.76	ND	2.6
trans-1,2-Dichloroethene	ND	0.30	ND	1.2
n-Hexane	1.4	0.30	5.0	1.1
1,1-Dichloroethane	ND	0.30	ND	1.2
cis-1,2-Dichloroethene	0.61	0.30	2.4	1.2
Chloroform	5.3	0.30	26	1.5
1,1,1-Trichloroethane	ND	0.30	ND	1.6
Cyclohexane	17	0.76	57	2.6
Carbon tetrachloride	ND	0.30	ND	1.9
Benzene	1.3	0.30	4.3	0.96
1,2-Dichloroethane	ND	0.30	ND	1.2
n-Heptane	3.0	0.30	12	1.2
Trichloroethene	0.99	0.30	5.3	1.6
1,2-Dichloropropane	ND	0.30	ND	1.4
Dibromomethane	ND	0.30	ND	2.1
Bromodichloromethane	ND	0.30	ND	2.0
cis-1,3-Dichloropropene	ND	0.30	ND	1.4
Toluene	14	0.30	53	1.1
n-Octane	4.1	0.30	19	1.4
trans-1,3-Dichloropropene	ND	0.30	ND	1.4
1,1,2-Trichloroethane	ND	0.30	ND	1.6

URS Corp/ NYSDEC  
Client Sample ID: SG-41  
GC/MS Volatiles

Lot-Sample # H5H050178 - 026

Work Order # HG2JR1AD

Matrix.....: AIR

PARAMETER	RESULTS (ppb(v/v))	REPORTING LIMIT (ppb(v/v))	RESULTS (ug/m3)	REPORTING LIMIT (ug/m3)
Tetrachloroethene	20	0.30	140	2.0
Dibromochloromethane	ND	0.30	ND	2.6
1,2-Dibromoethane (EDB)	ND	0.30	ND	2.3
Chlorobenzene	ND	0.30	ND	1.4
Ethylbenzene	6.8	0.30	29	1.3
m-Xylene & p-Xylene	16	0.30	71	1.3
Nonane	2.0	0.30	10	1.6
o-Xylene	5.3	0.30	23	1.3
Styrene	ND	0.30	ND	1.3
Bromoform	ND	0.30	ND	3.1
Cumene	ND	0.30	ND	1.5
1,1,2,2-Tetrachloroethane	ND	0.30	ND	2.1
n-Propylbenzene	0.65	0.30	3.2	1.5
1,3,5-Trimethylbenzene	1.2	0.30	5.9	1.5
n-Decane	3.7	0.30	22	1.8
alpha-Methylstyrene	ND	0.30	ND	1.5
1,2,4-Trimethylbenzene	3.9	0.30	19	1.5
1,3-Dichlorobenzene	1.0	0.30	6.0	1.8
1,4-Dichlorobenzene	ND	0.30	ND	1.8
Benzyl chloride	ND	0.30	ND	1.6
1,2-Dichlorobenzene	ND	0.30	ND	1.8
n-Undecane	ND	1.5	ND	1.9
n-Dodecane	ND	1.5	ND	11
1,2,4-Trichlorobenzene	ND	1.5	ND	11
Hexachlorobutadiene	ND	1.5	ND	16
Naphthalene	ND	0.76	ND	4.0
Methanol	180 <i>J</i>	15	230 <i>J</i>	20
Ethyl ether	ND <i>J</i>	0.76	ND <i>J</i>	2.3
Acetone	65 <i>J</i>	7.6	150 <i>J</i>	18
Acrylonitrile	ND	0.76	ND	1.6
Vinyl acetate	ND	0.76	ND	2.7
2-Butanone (MEK)	8.6	0.76	25	2.2
1-Butanol	ND	0.76	ND	2.3
4-Methyl-2-pentanone (MIBK)	1.0	0.76	4.3	3.1
2-Hexanone	ND	0.76	ND	3.1
Methyl tert-butyl ether	7.0	0.76	25	2.7
Acrolein	0.81 <i>J</i>	0.76	1.9 <i>J</i>	1.7
Acetonitrile	2.3	1.5	3.9	2.5

*Handwritten signature*  
8/26/05

URS Corp/ NYSDEC  
Client Sample ID: AMBIENT 1  
GC/MS Volatiles

Lot-Sample # H5H050178 - 027

Work Order # HG2JT1AD

Matrix.....: AIR

Date Sampled...: 8/2/05  
Prep Date.....: 8/8/05  
Prep Batch #.....: 5221062  
Dilution Factor.: 1.67

Date Received...: 8/5/05  
Analysis Date...: 8/8/05  
Method.....: TO-15

PARAMETER	RESULTS (ppb(v/v))	REPORTING LIMIT (ppb(v/v))	RESULTS (ug/m3)	REPORTING LIMIT (ug/m3)
Dichlorodifluoromethane	0.62	0.33	3.1	1.7
Chlorodifluoromethane	0.42	0.33	1.5	1.2
1,2-Dichloro-1,1,2,2-tetrafluoroethane	ND	0.33	ND	2.3
Chloromethane	ND	0.84	ND	1.7
Vinyl chloride	ND	0.33	ND	0.85
n-Butane	0.76	0.33	1.8	0.79
1,3-Butadiene	ND	0.33	ND	0.74
Bromomethane	ND	0.33	ND	1.3
Chloroethane	ND	0.33	ND	0.88
Trichlorofluoromethane	ND	0.33	ND	1.9
Pentane	ND	0.84	ND	2.5
1,1-Dichloroethene	ND	0.33	ND	1.3
1,1,2-Trichloro-1,2,2-trifluoroethane	ND	0.33	ND	2.6
Carbon disulfide	ND	0.33	ND	1.0
3-Chloropropene	ND	0.33	ND	1.0
Methylene chloride	ND	0.84	ND	2.9
trans-1,2-Dichloroethene	ND	0.33	ND	1.3
n-Hexane	ND	0.33	ND	1.2
1,1-Dichloroethane	ND	0.33	ND	1.4
cis-1,2-Dichloroethene	ND	0.33	ND	1.3
Chloroform	ND	0.33	ND	1.6
1,1,1-Trichloroethane	ND	0.33	ND	1.8
Cyclohexane	ND	0.84	ND	2.9
Carbon tetrachloride	ND	0.33	ND	2.1
Benzene	0.37	0.33	1.2	1.1
1,2-Dichloroethane	ND	0.33	ND	1.4
n-Heptane	ND	0.33	ND	1.4
Trichloroethene	ND	0.33	ND	1.8
1,2-Dichloropropane	ND	0.33	ND	1.5
Dibromomethane	ND	0.33	ND	2.4
Bromodichloromethane	ND	0.33	ND	2.2
cis-1,3-Dichloropropene	ND	0.33	ND	1.5
Toluene	0.85	0.33	3.2	1.3
n-Octane	ND	0.33	ND	1.6
trans-1,3-Dichloropropene	ND	0.33	ND	1.5
1,1,2-Trichloroethane	ND	0.33	ND	1.8



**URS Corp/ NYSDEC**  
**Client Sample ID: AMBIENT 1**  
**GC/MS Volatiles**

Lot-Sample # H5H050178 - 027

Work Order # HG2JT1AD

Matrix.....: AIR

PARAMETER	RESULTS (ppb(v/v))	REPORTING LIMIT (ppb(v/v))	RESULTS (ug/m3)	REPORTING LIMIT (ug/m3)
Tetrachloroethene	ND	0.33	ND	2.3
Dibromochloromethane	ND	0.33 <i>JS</i>	ND	2.8 <i>JS</i>
1,2-Dibromoethane (EDB)	ND	0.33	ND	2.6
Chlorobenzene	ND	0.33	ND	1.5
Ethylbenzene	ND	0.33	ND	1.5
<b>m-Xylene &amp; p-Xylene</b>	<b>0.36</b>	<b>0.33</b>	<b>1.6</b>	<b>1.5</b>
Nonane	ND	0.33	ND	1.8
o-Xylene	ND	0.33	ND	1.5
Styrene	ND	0.33	ND	1.4
Bromoform	ND	0.33 <i>JS</i>	ND	3.5 <i>JS</i>
Cumene	ND	0.33	ND	1.6
1,1,2,2-Tetrachloroethane	ND	0.33	ND	2.3
n-Propylbenzene	ND	0.33	ND	1.6
1,3,5-Trimethylbenzene	ND	0.33	ND	1.6
n-Decane	ND	0.33	ND	1.9
alpha-Methylstyrene	ND	0.33	ND	1.6
1,2,4-Trimethylbenzene	ND	0.33	ND	1.6
1,3-Dichlorobenzene	ND	0.33	ND	2.0
1,4-Dichlorobenzene	ND	0.33	ND	2.0
Benzyl chloride	ND	0.33	ND	1.7
1,2-Dichlorobenzene	ND	0.33	ND	2.0
n-Undecane	ND	1.7	ND	2.1
n-Dodecane	ND	1.7 <i>JS</i>	ND	12 <i>JS</i>
1,2,4-Trichlorobenzene	ND	1.7	ND	12
Hexachlorobutadiene	ND	1.7	ND	18
Naphthalene	ND	0.84	ND	4.4
Methanol	ND	17 <i>JS</i>	ND	22 <i>JS</i>
Ethyl ether	ND	0.84 <i>JS</i>	ND	2.5 <i>JS</i>
Acetone	ND	8.4 <i>JS</i>	ND	20 <i>JS</i>
Acrylonitrile	ND	0.84	ND	1.8
Vinyl acetate	ND	0.84	ND	2.9
2-Butanone (MEK)	ND	0.84	ND	2.5
1-Butanol	ND	0.84	ND	2.5
4-Methyl-2-pentanone (MIBK)	ND	0.84	ND	3.4
2-Hexanone	ND	0.84	ND	3.4
Methyl tert-butyl ether	ND	0.84	ND	3.0
<b>Acrolein</b>	<b>0.86</b>	<b>0.84</b> <i>J</i>	<b>2.0</b>	<b>1.9</b> <i>J</i>
Acetonitrile	ND	1.7	ND	2.8

*Handwritten signature*  
*8/26/04*

URS Corp/ NYSDEC  
Client Sample ID: AMBIENT 2

GC/MS Volatiles

Lot-Sample # H5H050178 - 028

Work Order # HG2JV1AD

Matrix.....: AIR

Date Sampled...: 8/3/05  
Prep Date.....: 8/8/05  
Prep Batch #.....: 5221062  
Dilution Factor.: 1.47

Date Received...: 8/5/05  
Analysis Date...: 8/8/05  
Method.....: TO-15

PARAMETER	RESULTS (ppb(v/v))	REPORTING LIMIT (ppb(v/v))	RESULTS (ug/m3)	REPORTING LIMIT (ug/m3)
Dichlorodifluoromethane	0.63	0.29	3.1	1.5
Chlorodifluoromethane	1.1	0.29	3.8	1.0
1,2-Dichloro-1,1,2,2-tetrafluoroethane	ND	0.29	ND	2.1
Chloromethane	ND	0.74	ND	1.5
Vinyl chloride	ND	0.29	ND	0.75
n-Butane	1.2	0.29	2.8	0.70
1,3-Butadiene	ND	0.29	ND	0.65
Bromomethane	ND	0.29	ND	1.1
Chloroethane	ND	0.29	ND	0.78
Trichlorofluoromethane	ND	0.29	ND	1.7
Pentane	ND	0.74	ND	2.2
1,1-Dichloroethene	ND	0.29	ND	1.2
1,1,2-Trichloro-1,2,2-trifluoroethane	ND	0.29	ND	2.3
Carbon disulfide	ND	0.29	ND	0.92
3-Chloropropene	ND	0.29	ND	0.92
Methylene chloride	ND	0.74	ND	2.6
trans-1,2-Dichloroethene	ND	0.29	ND	1.2
n-Hexane	0.48	0.29	1.7	1.0
1,1-Dichloroethane	ND	0.29	ND	1.2
cis-1,2-Dichloroethene	ND	0.29	ND	1.2
Chloroform	ND	0.29	ND	1.4
1,1,1-Trichloroethane	ND	0.29	ND	1.6
Cyclohexane	ND	0.74	ND	2.5
Carbon tetrachloride	ND	0.29	ND	1.8
Benzene	0.48	0.29	1.5	0.94
1,2-Dichloroethane	ND	0.29	ND	1.2
n-Heptane	ND	0.29	ND	1.2
Trichloroethene	ND	0.29	ND	1.6
1,2-Dichloropropane	ND	0.29	ND	1.4
Dibromomethane	ND	0.29	ND	2.1
Bromodichloromethane	ND	0.29	ND	2.0
cis-1,3-Dichloropropene	ND	0.29	ND	1.3
Toluene	1.6	0.29	6.1	1.1
n-Octane	ND	0.29	ND	1.4
trans-1,3-Dichloropropene	ND	0.29	ND	1.3
1,1,2-Trichloroethane	ND	0.29	ND	1.6

URS Corp/ NYSDEC  
Client Sample ID: AMBIENT 2  
GC/MS Volatiles

Lot-Sample # H5H050178 - 028

Work Order # HG2JV1AD

Matrix.....: AIR

PARAMETER	RESULTS (ppb(v/v))	REPORTING LIMIT (ppb(v/v))	RESULTS (ug/m3)	REPORTING LIMIT (ug/m3)
Tetrachloroethene	0.31	0.29	2.1	2.0
Dibromochloromethane	ND	0.29	ND	2.5
1,2-Dibromoethane (EDB)	ND	0.29	ND	2.3
Chlorobenzene	ND	0.29	ND	1.4
Ethylbenzene	ND	0.29	ND	1.3
<b>m-Xylene &amp; p-Xylene</b>	<b>0.69</b>	<b>0.29</b>	<b>3.0</b>	<b>1.3</b>
Nonane	ND	0.29	ND	1.5
o-Xylene	ND	0.29	ND	1.3
Styrene	ND	0.29	ND	1.3
Bromoform	ND	0.29	ND	3.0
Cumene	ND	0.29	ND	1.4
1,1,2,2-Tetrachloroethane	ND	0.29	ND	2.0
n-Propylbenzene	ND	0.29	ND	1.4
1,3,5-Trimethylbenzene	ND	0.29	ND	1.4
n-Decane	ND	0.29	ND	1.7
alpha-Methylstyrene	ND	0.29	ND	1.4
<b>1,2,4-Trimethylbenzene</b>	<b>0.32</b>	<b>0.29</b>	<b>1.6</b>	<b>1.4</b>
1,3-Dichlorobenzene	ND	0.29	ND	1.8
1,4-Dichlorobenzene	ND	0.29	ND	1.8
Benzyl chloride	ND	0.29	ND	1.5
1,2-Dichlorobenzene	ND	0.29	ND	1.8
n-Undecane	ND	1.5	ND	1.9
n-Dodecane	ND	1.5	ND	10
1,2,4-Trichlorobenzene	ND	1.5	ND	11
Hexachlorobutadiene	ND	1.5	ND	16
Naphthalene	ND	0.74	ND	3.9
Methanol	ND	15	ND	19
Ethyl ether	ND	0.74	ND	2.2
Acetone	ND	7.4	ND	17
Acrylonitrile	ND	0.74	ND	1.6
Vinyl acetate	ND	0.74	ND	2.6
<b>2-Butanone (MEK)</b>	<b>0.80</b>	<b>0.74</b>	<b>2.4</b>	<b>2.2</b>
1-Butanol	ND	0.74	ND	2.2
4-Methyl-2-pentanone (MIBK)	ND	0.74	ND	3.0
2-Hexanone	ND	0.74	ND	3.0
Methyl tert-butyl ether	ND	0.74	ND	2.6
Acrolein	ND	0.74	ND	1.7
Acetonitrile	ND	1.5	ND	2.5

*Handwritten signature*  
8/15/05

**ATTACHMENT D**

**SURVEY FIELD NOTES AND SITE SKETCHES**

South Bronx  
S B O I AE  
Melrose 154<sup>th</sup>

AE Sunny  
RL 80°

08/01/05

π@SV-XC-NPI-394

HI=5.545

# 1003

FSAT=5.29

BS@SV-XC-NPI-553

HR=5.07

SV-XC-NPI-1002

π@SV-XC-NPI-1003

HI=5.29

# 1004

FSHT=5.38

BS@SV-XC-NPI-394

HR=5.545

SV-XC-NPI-1004

π@SV-XC-NPI-1004

HI=5.38

FS=1005

LS=1117

9=5.21-(1006)

6.5-(1007-1008)(1009-1116)

8.7-(1087-1102)

BS@SV-XC-NPI-1003

HR=5.29

#

1118

FSHT=5.50

SV-XC-NPI-1005

π@SV-XC-NPI-1118

HI=5.50

FS=1119

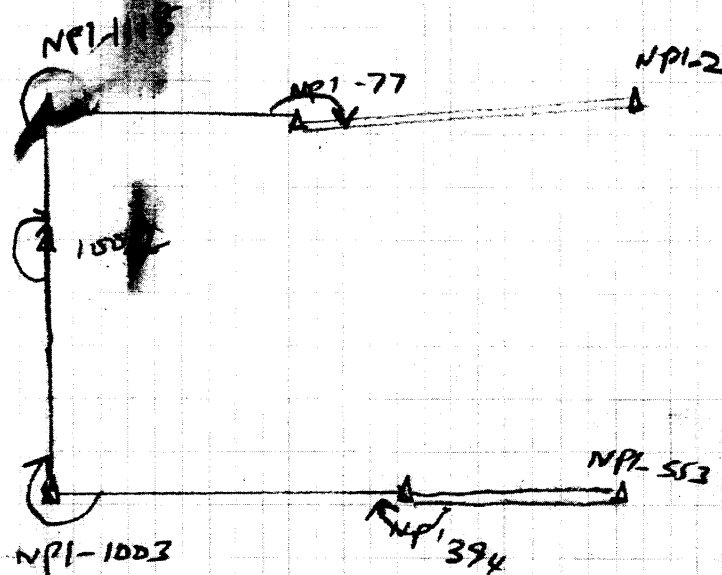
LS=1265

BS@SV-XC-NPI-1004

HR=5.38

9=6.5-(1120-1214)

ADDY TRAVER STN:



cont

South BRONX

08/01/05

P-5.21-(1215-1248)(1252-1269)

8.7-(1249-1251)

# 1266

FSHT-5.54

CHK=NPI-77

TCOSV-XC-NPI-1266

HI-5.54

BSOSV-XC-NPI-1118

HR-5.50

# 1267

FSHT-5.21

CHK-394

AE  
PT

SUNNY  
80°

SOUTH BRONX

08/02/05

SBDZAE

Melrose & 154<sup>th</sup> & 155 & 156

TS@SV-XC-NPI-1118

HI=5.42

FS=1268

LS=1323

Q=5.21-(1269-1287)

6.5-(1288-1322)

BS@SV-XC-NPI-77

HR=5.35

TS@SV-XC-NPI-77

HI=5.35

#

1324

FSHT=5.28

BS@SV-XC-NPI-1118

HR=5.42

SV-XC-NPI-1324

TS@SV-XC-NPI-1324

HI=5.28

FS=1325

LS=1377

Q=5.21-(1326-1344)

6.5-(1345-1373)(1375-376)

0(1377)

BS@SV-XC-NPI-77

HR=5.35

5.21  
1345-1357)

Cont

South Bronx  
SBOZAE  
Melrose & 156<sup>th</sup>

AE  
RL

Sunny  
85

8/02/05

$\pi @ SV-XC-NPI-2$

HI=5.275

FS=1378

LS=1432

9=6.5-(1379-1399)

7.5(1400-1431)

$B9 @ SV-XC-NPI-77$

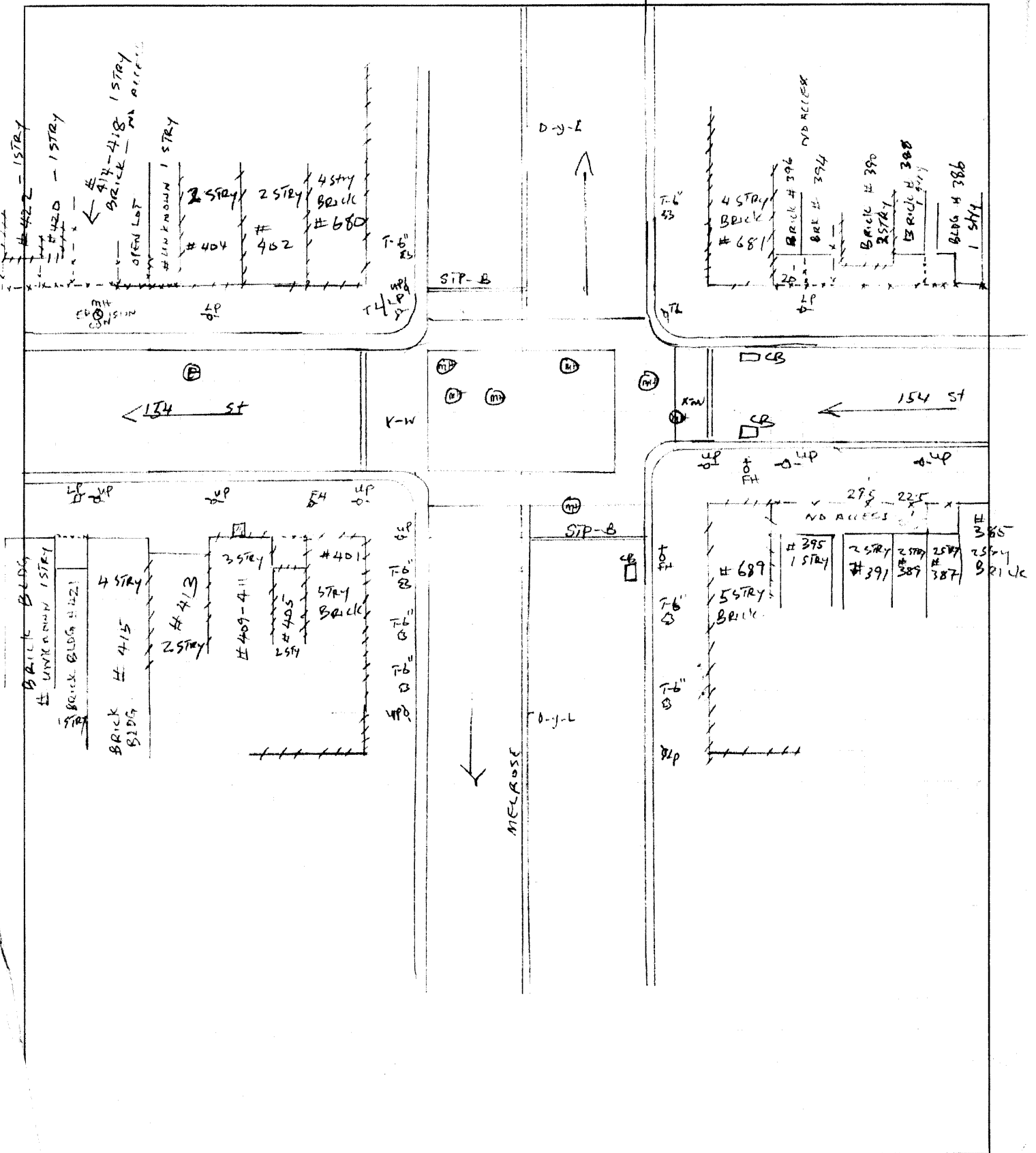
HR=5.35





**NAIK - PRASAD, Inc.**  
 Engineers ♦ Surveyors ♦ Construction Managers

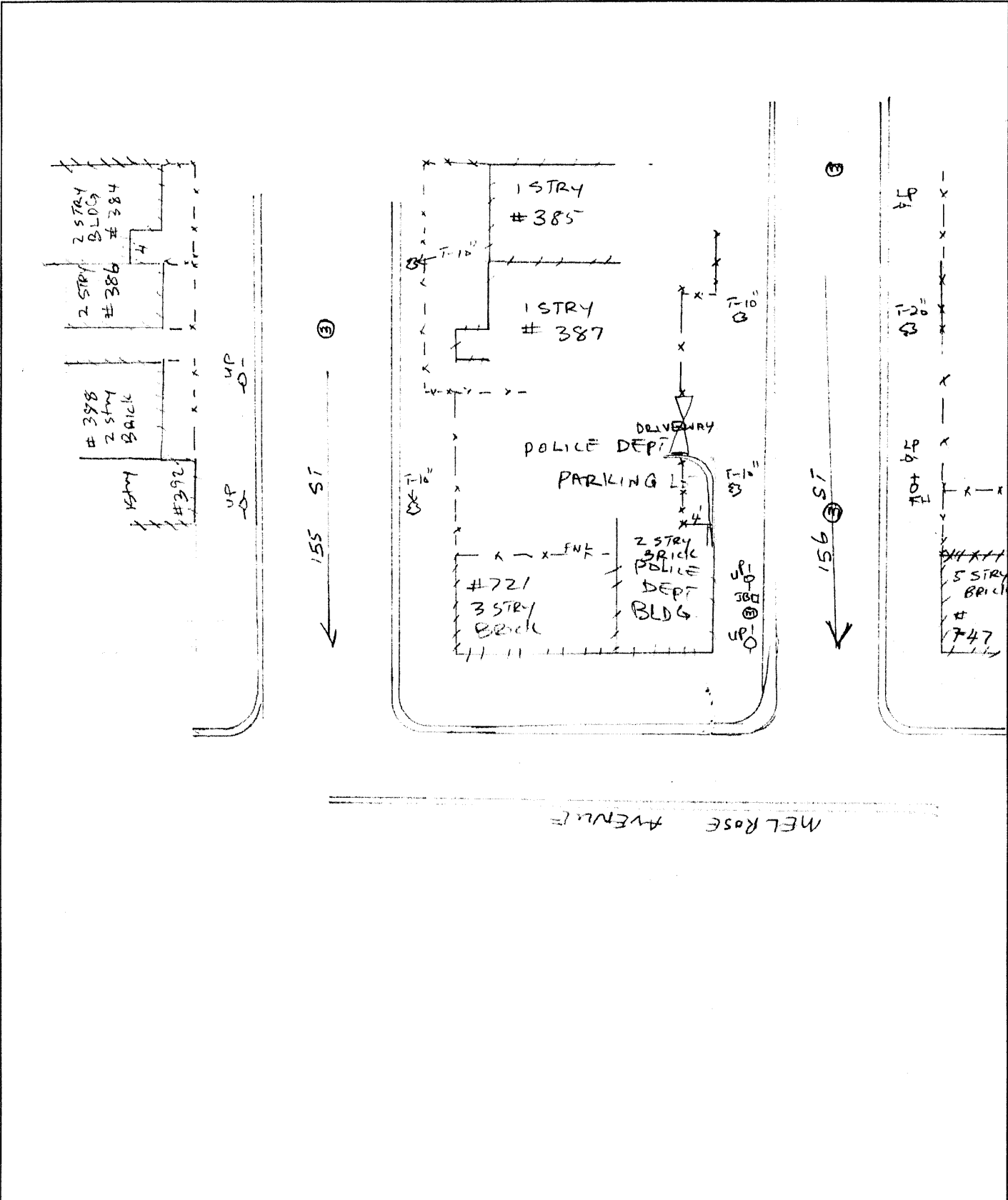
JOB NAME SOUTH BRONX URS  
 JOB NO. 204008 SHEET NO. 1 OF 1  
 CALCULATED BY AE DATE 8-2-2005  
 CHECKED BY \_\_\_\_\_ DATE \_\_\_\_\_  
 DESCRIPTION STREET TOP & SG LOC





**NAIK - PRASAD, Inc.**  
 Engineers ♦ Surveyors ♦ Construction Managers

JOB NAME SOUTH BROOK URS.  
 JOB NO. 204006 SHEET NO. 7 OF 7  
 CALCULATED BY AE DATE \_\_\_\_\_  
 CHECKED BY \_\_\_\_\_ DATE 8.2.05  
 DESCRIPTION ADDITIONAL ST TO 155 & 156 ST



AE  
RL

SUNNY  
85°

08/05/05

South BRONX  
SBO3AE  
MELROSE & 154<sup>th</sup>

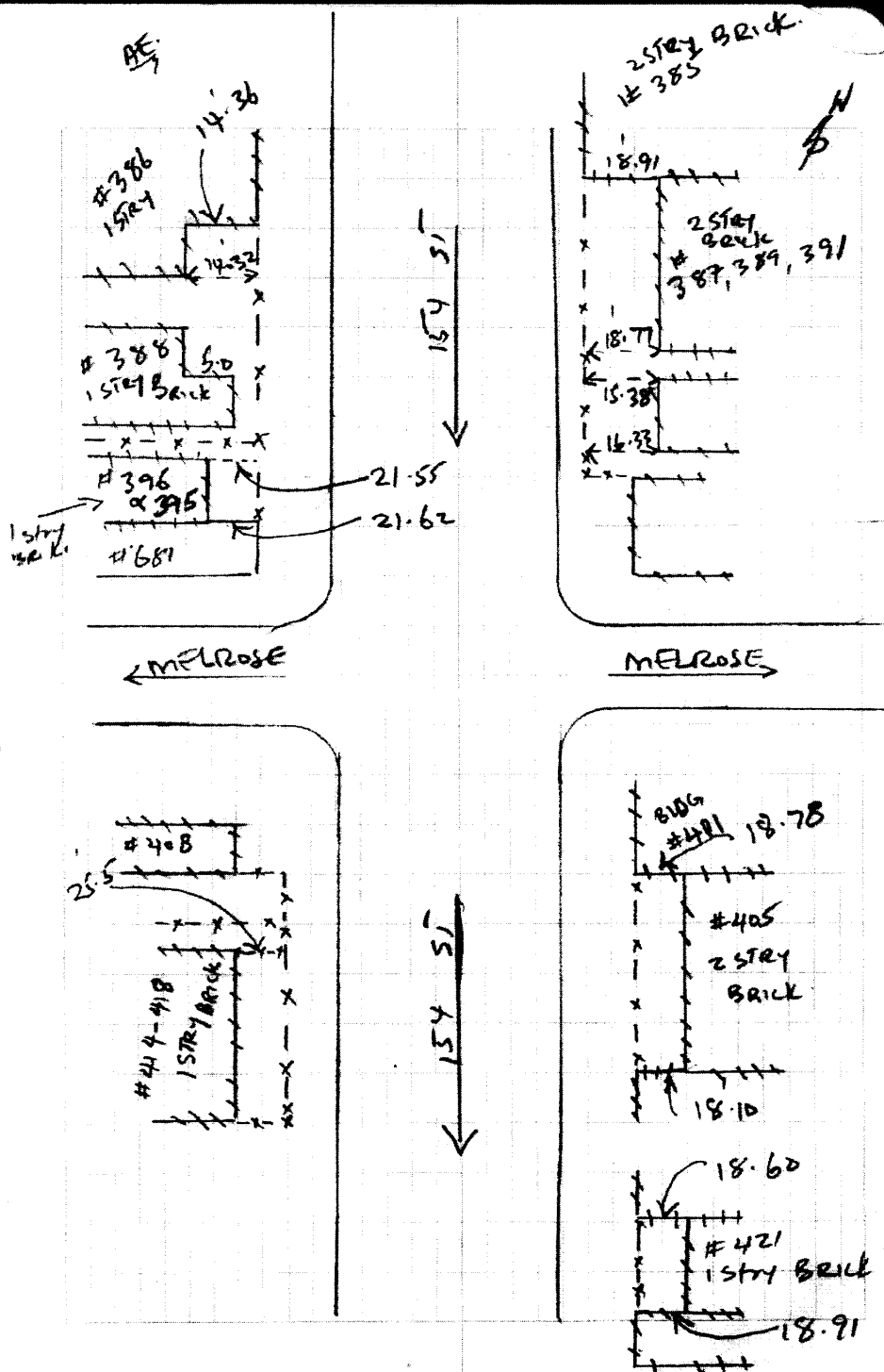
-AE-N-XC-NPL-1004

B30SV-XC-NPL-1118

F37433

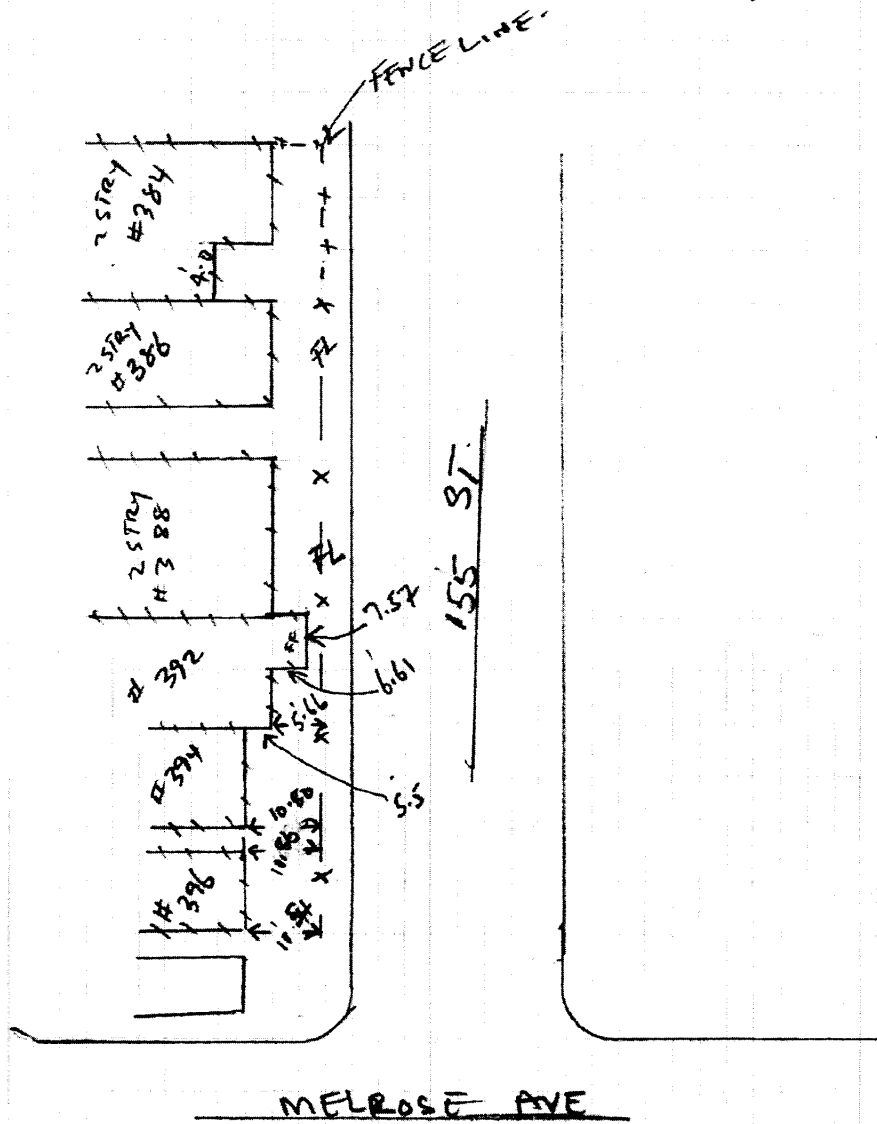
LS=1438

9=0-(1434-1437)



CONTINUED FROM PREVIOUS PAGE  
8/05/06

ADDITIONAL STREET TOPO

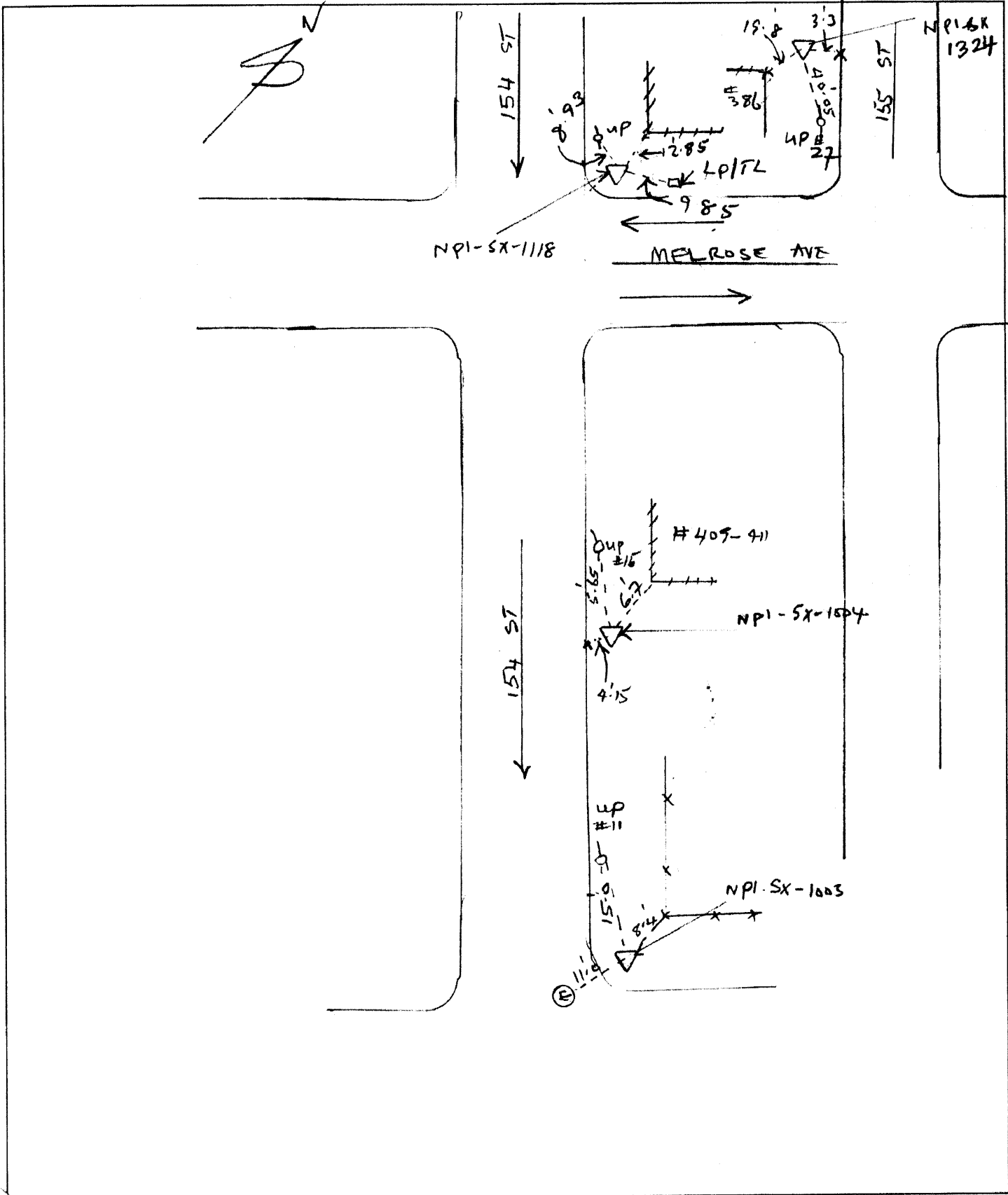




**NAIK - PRASAD, Inc.**

Engineers ♦ Surveyors ♦ Construction Managers

JOB NAME SOUTH BRONX URS  
 JOB NO. 204008 SHEET NO. OF  
 CALCULATED BY \_\_\_\_\_ DATE 8-5-05  
 CHECKED BY \_\_\_\_\_ DATE \_\_\_\_\_  
 DESCRIPTION SWING TIES.



8-31-05

PT, FA

Cloudy 84°F

South Bronx - Melrose Ave  
Additional Street Tops (Soil Gas, BS)

File # SBO4PT

#1 T @ SV-XC-NPI-77      BS @ SV-XC-NPI-1324

HI = 5.295

HR = 5.21

FS = 1439 (BSK-1324)

LS = 1446 (BSK-1324)

P = 5.21 < 1440 - 1445 >

# NPI-1447      FSHT = 5.32 SV-XC-NPI

#2 T @ SV-XC-NPI-1447      BS @ SV-XC-NPI-77

HI = 5.32

HR = 5.295

FS = 1448 (BSK-77)

LS = 1481 (BSK-77)

P = 8.7 < 1449 - 1471 > < 1477 - 1480 >

P = 8.00 < 1472 - 1474 >

P = 7.5 < 1475 - 1476 >

# NPI-1482      FSHT = 5.21      CHK-553

Field1	Field2	Field3	Field4	Field5
1003	298656.3495	615780.6899	27.0325	SV-XC-NPI-10
1004	298751.7031	615499.7455	29.1806	SV-XC-NPI-10
1005	298656.341	615780.6929	27.0535	BSK-1003
1006	298707.4895	615616.0796	27.5956	CU-B
1007	298717.8736	615617.135	28.6118	BC-FC-C
1008	298725.6906	615593.4026	28.7788	BC-FC-C
1009	298720.1043	615597.0516	28.673	M-GR-C
1010	298721.2614	615593.5253	28.7096	M-GR-C
1011	298725.1654	615594.8395	28.7685	M-GR-C
1012	298722.0686	615592.083	28.6216	FI-C
1013	298729.733	615568.5683	28.6686	FI-C
1014	298733.7309	615569.8324	28.8721	FI-C
1015	298749.7868	615522.6803	29.2985	BC-FI-C
1016	298745.9656	615521.15	29.2495	FI-C
1017	298741.5812	615546.5291	32.1219	FL
1018	298753.5934	615523.4496	30.4392	BC
1019	298758.095	615511.9537	31.3738	FL
1020	298761.4142	615500.3008	30.7727	BC-FI-C-END
1021	298757.2536	615498.6458	29.4645	FI-C
1022	298758.0751	615498.8963	29.7118	BF
1023	298774.0074	615451.0148	29.742	BC-FI-C
1024	298782.2859	615427.7821	29.8158	BC-FI-C
1025	298777.9164	615425.944	29.7113	FI-C
1026	298785.3462	615404.6721	29.8338	FI-C
1027	298787.6642	615408.4635	31.2798	FL
1028	298788.3906	615405.9854	29.8908	BL-FI-C
1029	298794.411	615387.1155	30.2942	BC
1030	298787.3429	615381.0802	29.5745	CU-B
1031	298784.3412	615397.5398	29.8816	UP
1032	298782.0748	615402.1048	29.7955	GV
1033	298772.0334	615426.2058	29.1523	CU-B
1034	298773.0851	615428.5858	29.5168	RS-NO-PARK
1035	298772.3949	615432.7477	29.4451	WA-FH
1036	298768.3546	615444.1055	29.2305	WA-WV
1037	298761.6402	615464.2564	29.3607	GV
1038	298763.4965	615469.1711	29.5724	M-GR-C
1039	298762.6199	615472.2761	29.5366	M-GR-C
1040	298766.0104	615473.3411	29.8019	M-GR-C
1041	298755.9169	615473.7258	28.635	CU-B
1042	298751.6615	615493.079	29.112	UP-15
1043	298739.5983	615521.3643	28.115	CU-B
1044	298738.8352	615526.158	28.6388	CU-T
1045	298738.2688	615525.793	27.9861	ST-IB
1046	298739.5982	615521.5326	28.108	CU-B
1047	298734.6262	615545.0177	28.6113	GV
1048	298731.1936	615549.9061	28.4558	V-OIL
1049	298726.3073	615567.1884	28.4698	UP-16
1050	298723.5318	615568.7612	27.9044	CU-B

Field1	Field2	Field3	Field4	Field5
1051	298724.6427	615574.7699	28.5636	LP
1052	298717.9981	615589.2741	28.1591	GV
1053	298711.0828	615586.7502	28.1804	GV
1054	298712.3759	615598.2012	27.7591	GV
1055	298695.6836	615609.604	28.1858	CL
1056	298710.0359	615565.7311	28.4375	CL
1057	298724.4389	615521.1189	28.8373	MH-ST
1058	298725.9592	615514.4136	28.8146	CL
1059	298744.2587	615468.7493	29.1441	CL
1060	298755.2296	615429.6834	29.5676	MH-ST
1061	298765.7919	615430.9537	29.2621	CWS-V
1062	298763.3799	615424.256	29.5105	GV
1063	298757.9904	615422.5726	29.6034	CL
1064	298768.2492	615414.3781	29.5005	GV
1065	298773.5981	615403.8889	29.5078	GV
1066	298777.8979	615378.0612	29.8679	MH-ST
1067	298772.696	615376.8965	30.0078	CL
1068	298759.0013	615371.6	29.6506	CU-B
1069	298755.9532	615372.2162	30.1951	FH-BOX
1070	298749.6707	615368.6567	30.3733	BC
1071	298748.8417	615384.6397	30.1876	M-GR-C
1072	298747.6079	615387.761	30.0507	M-GR-C
1073	298745.0456	615382.966	30.3215	M-GR-C-BL
1074	298735.3083	615457.128	29.182	MH-ELEC
1075	298729.2619	615453.4066	29.4641	LP
1076	298725.6347	615458.1901	29.4551	WA-MR
1077	298726.7996	615461.6131	29.4084	GV
1078	298727.599	615463.3985	28.9364	CU-B
1079	298710.9523	615512.9886	28.5157	CU-B
1080	298706.3677	615516.5124	29.0178	MB
1081	298695.6992	615557.8063	28.0355	CU-B
1082	298695.1961	615543.0503	28.5503	MH-CON-ED
1083	298703.2276	615550.9197	28.2445	MH-ELEC
1084	298686.6837	615578.5659	28.4768	RS-NO-PARK
1085	298680.3515	615581.396	28.6142	GV
1086	298680.5961	615602.7735	27.8296	CU-B
1087	298665.1036	615597.588	27.9519	BC
1088	298672.0803	615575.6142	29.7244	BC
1089	298668.017	615573.475	29.3937	BC
1090	298675.0726	615552.4801	29.2463	BC
1091	298674.3017	615601.8811	28.3974	FI-C
1092	298681.9655	615579.3575	28.6347	FI-C
1093	298679.5229	615577.152	28.6873	FI-C-END
1094	298686.9397	615553.8702	29.0314	FI-C
1095	298667.4973	615546.5854	30.1049	FI-C-BC
1096	298669.8761	615541.8162	33.0618	FL
1097	298673.7195	615527.9391	30.0247	FI-C-BL
1098	298692.5047	615534.5558	29.1431	FI-C



Field1	Field2	Field3	Field4	Field5
1099	298699.8594	615515.6927	29.2546	FI-C
1100	298711.0467	615482.3718	29.4693	FI-END-FC-C
1101	298719.3759	615457.8017	29.7287	FI-C-FC-C
1102	298726.9667	615435.796	29.8686	FI-END
1103	298727.2122	615435.4215	29.8996	BC
1104	298727.5168	615434.6203	30.0234	FI-C-BL
1105	298731.6938	615436.6126	29.7501	FI-C
1106	298734.0589	615430.9097	29.76	FI-C
1107	298733.0954	615430.2102	29.9145	FI-C
1108	298727.8806	615433.1501	31.8115	FL
1109	298786.4234	615412.1955	31.2981	FL
1110	298769.2818	615467.4912	29.8075	FL
1111	298740.1639	615531.4484	28.8566	SB-OC
1112	298740.0955	615531.4112	28.7883	SB-IC
1113	298753.3611	615490.8543	29.1346	SB-OC
1114	298753.3332	615490.9842	29.0556	SB-IC
1115	298771.445	615437.5567	29.4501	SB-OC
1116	298771.3081	615437.4981	29.3767	SB-IC
1117	298656.351	615780.6795	27.0631	BSK-1003
1118	298811.4213	615316.5147	30.6089	SV-XC-NPI-11
1119	298751.7012	615499.7513	29.2062	BSK-1004
1120	298734.1176	615414.1046	29.9466	BC
1121	298735.1838	615411.383	30.061	BC-FI-C
1122	298735.9405	615407.9179	31.9102	FL
1123	298738.7021	615412.2873	29.8924	FI-C
1124	298740.8334	615404.4533	30.1826	M-GR-C
1125	298741.814	615401.0167	30.1829	M-GR-C
1126	298739.2577	615400.1132	30.2998	M-GR-C
1127	298742.9898	615388.9532	30.1765	BC-FI-C
1128	298746.3617	615390.0415	30.0223	FI-C
1129	298747.4956	615387.8305	30.0696	M-GR-C
1130	298748.8116	615384.7003	30.174	M-GR-C
1131	298744.7635	615383.0948	30.3019	M-GR-C
1132	298759.1993	615371.6376	29.6142	CU-B
1133	298759.3467	615360.226	29.8624	CU-B-POC
1134	298750.1318	615352.7328	29.5345	CU-B-PC
1135	298706.6611	615338.4213	29.1907	CU-B
1136	298704.1578	615353.0891	30.3469	BL
1137	298704.6847	615351.8129	30.2983	TH
1138	298706.0098	615353.2764	30.3048	M-GR-C
1139	298707.2098	615350.1402	30.2539	M-GR-C
1140	298713.4484	615352.2279	30.2441	M-GR-C
1141	298730.7966	615361.1415	30.4126	TH
1142	298738.7863	615352.3123	29.9623	TR-H-J-IN
1143	298745.1586	615353.2117	30.1998	TEL-V
1144	298747.791	615354.5248	30.1897	UP-49
1145	298749.1188	615356.0912	30.1697	LP
1146	298744.5533	615369.8206	30.9011	FL

Field1	Field2	Field3	Field4	Field5
1147	298749.6039	615352.1658	29.6832	SP-XW-BEG
1148	298744.4482	615350.2793	29.5905	SP-SB-BEG
1149	298752.9915	615328.7351	30.2946	SP-SB-END
1150	298758.02	615329.7268	30.3146	SP-DY-BEG
1151	298717.0439	615315.5505	29.969	SP-DY
1152	298722.4202	615316.5842	29.9993	MH-ST
1153	298725.8603	615292.1976	29.3032	CU-T
1154	298730.0065	615278.2034	30.5044	BL
1155	298736.1875	615290.9258	30.1036	TR-D-4IN
1156	298748.8144	615284.5634	31.6351	FL
1157	298755.934	615286.9643	30.6429	M-GR-C
1158	298754.6473	615291.2758	30.5916	M-GR-C
1159	298759.3424	615292.9013	30.613	M-GR-C
1160	298762.8825	615299.5727	30.4203	MB
1161	298766.9392	615304.4211	30.3003	TL
1162	298767.4969	615307.1214	29.7888	SP-XW-END
1163	298775.2423	615293.8937	30.9508	BC
1164	298783.5571	615268.4432	31.8116	BC-FI-C
1165	298792.9738	615274.229	31.6801	JB
1166	298790.788	615281.7237	31.4005	OIL-V
1167	298785.7022	615294.803	30.8479	MH-ST
1168	298774.3155	615289.7774	31.5595	FL
1169	298789.0045	615295.9533	30.1311	ST-IB
1170	298767.6798	615306.2768	29.7792	CU-B-PC
1171	298780.1705	615306.717	30.199	CU-B-POC
1172	298787.3302	615297.0708	29.9741	CU-B-PT
1173	298781.6622	615317.1514	30.4197	MH-CON-ED
1174	298779.7884	615307.9395	30.1418	SP-XW-C
1175	298760.0835	615359.7301	29.8786	SP-XW-C
1176	298793.6868	615371.5419	29.8775	SP-XW-C
1177	298786.4983	615380.9818	29.5821	SP-XW
1178	298759.8193	615372.026	29.6452	SP-XW
1179	298758.0776	615368.7016	29.7091	FD-TH
1180	298809.2285	615317.9994	30.2558	SP-XW-C
1181	298784.6868	615339.6004	30.5461	MH-ST
1182	298766.5482	615356.5826	30.1689	MH-CON-ED
1183	298772.4063	615352.8368	30.3083	MH-ELEC
1184	298778.0922	615363.2199	30.3076	MH-ST
1185	298787.081	615381.2991	29.5586	CU-B-PC
1186	298793.8491	615372.0274	29.8642	CU-B-POC
1187	298805.7361	615372.2552	29.8085	CU-B-PT
1188	298851.5328	615387.8281	30.4062	CU-B
1189	298902.0449	615405.0322	31.0706	CU-B
1190	298893.0114	615417.3948	32.0045	BC
1191	298890.4684	615415.3571	31.9003	M-GR-C
1192	298891.5112	615411.9246	31.8981	M-GR-C
1193	298886.7253	615410.5684	31.7695	M-GR-C
1194	298879.4766	615412.8302	31.7798	FL

Field1	Field2	Field3	Field4	Field5
1195	298841.7083	615400.0076	31.2727	BL
1196	298893.197	615403.3368	31.6783	UP-56
1197	298887.3746	615402.5165	31.5985	RS-XING
1198	298873.6627	615399.2353	31.4023	TR-D-4IN
1199	298853.8411	615391.2376	31.1546	RS-NOPARK
1200	298844.411	615389.4845	30.9598	TR-D-4IN
1201	298839.6088	615386.2156	30.9662	RS-NO-STAND
1202	298821.1908	615381.6116	30.7639	TR-D-4IN
1203	298813.4056	615373.547	29.7498	ST-IA
1204	298803.7032	615373.7217	30.3485	UP-61
1205	298799.6478	615385.2195	30.6511	BC
1206	298808.396	615386.9634	30.8742	TH
1207	298796.7477	615387.3119	30.6935	FL
1208	298806.5038	615371.765	29.8041	SP-XW
1209	298813.916	615348.6681	30.6549	SP-DY-END
1210	298817.4533	615335.209	30.3941	MH-WA
1211	298820.1086	615325.2231	29.9744	SP-XW
1212	298824.9141	615327.4762	29.973	ST-IA
1213	298825.2294	615328.8149	30.0364	SP-SB-BEG
1214	298818.8458	615349.273	30.6757	SP-SB-END
1215	298868.0874	615340.6772	30.4762	CU-B
1216	298917.6229	615357.6168	31.0956	CU-B
1217	298911.1514	615350.9315	31.7329	LP
1218	298888.5887	615346.0865	31.3872	RS-BUS-STOP
1219	298879.4131	615340.1402	31.3661	GV
1220	298874.6636	615339.0599	31.3209	TR-D-6IN
1221	298846.0469	615329.3441	30.9902	TR-D-6IN
1222	298834.4184	615326.5516	30.8362	WA-FH
1223	298832.4815	615330.9009	30.0773	WA-WV
1224	298821.5491	615320.7206	30.7129	LP
1225	298819.0294	615323.768	30.0224	CU-B-PC
1226	298809.8651	615317.4721	30.2803	CU-B-POC
1227	298810.2172	615305.5009	30.294	CU-B-PT
1228	298810.174	615301.6251	30.2944	ST-IA
1229	298808.7835	615299.9681	30.4353	SP-SB
1230	298789.7342	615293.507	30.2734	SP-SB
1231	298787.8161	615298.7393	30.1123	SP-XW
1232	298809.1627	615305.8945	30.3235	SP-XW
1233	298802.9285	615304.0566	30.6914	MH-WA
1234	298811.6483	615291.8608	30.868	WA-WV
1235	298816.8336	615292.952	31.3208	WA-FH
1236	298821.8135	615309.3078	31.0879	BC
1237	298813.7254	615307.3545	30.9871	UP
1238	298837.9409	615261.8274	32.9842	BC
1239	298826.9945	615308.6244	32.1533	FL
1240	298835.1961	615313.9419	31.0397	M-GR-C
1241	298833.6496	615318.633	30.9401	M-GR-C
1242	298837.506	615320.0406	30.9744	M-GR-C

Field1	Field2	Field3	Field4	Field5
1243	298841.9908	615318.0182	31.0921	TH
1244	298865.9999	615324.4906	34.0644	FL
1245	298886.0134	615336.7861	31.5212	M-GR-C
1246	298889.8894	615337.8081	31.6066	M-GR-C
1247	298891.4994	615333.4697	31.6765	M-GR-C
1248	298907.6346	615338.4798	31.9199	BC
1249	298905.2347	615379.5625	31.822	CL-SP-DY
1250	298866.9964	615366.8649	31.2922	MH-ST
1251	298852.4475	615361.4954	31.0815	CL
1252	298839.6902	615328.8176	30.8992	SB-OC
1253	298839.6024	615328.7232	30.822	SB-IC
1254	298917.6511	615355.0369	31.7565	SB-OC
1255	298917.8085	615355.0942	31.6846	SB-IC
1256	298909.5818	615361.02	31.2443	MH-CON-ED
1257	298896.8809	615405.9316	31.7586	SB-OC
1258	298897.0433	615405.9442	31.708	SB-IC
1259	298856.0041	615390.4743	31.1484	OIL-V
1260	298835.9186	615384.876	30.9319	SB-OC
1261	298835.6982	615384.7868	30.8455	SB-IC
1262	298810.5498	615379.7593	30.6555	OIL-V
1263	298776.8256	615401.7871	29.4829	GV
1264	298773.8807	615403.817	29.4889	GV
1265	298751.7018	615499.7484	29.2033	BSK-1004
1266	298990.9068	615451.4398	32.9277	CHK-77
1267	299267.2977	615535.8145	35.3108	CHK
1268	298990.9043	615451.4397	32.955	BSK-77
1269	298831.8959	615251.2611	32.8984	SB-OC
1270	298831.7569	615251.518	32.8161	SB-IC
1271	298863.4927	615160.1689	36.4426	SB-OC
1272	298863.4904	615160.2109	36.3694	SB-IC
1273	298857.5292	615164.8681	35.5907	CU-B
1274	298830.7309	615167.0279	35.2536	CU-B
1275	298842.0532	615212.9784	33.7374	CU-B
1276	298817.601	615207.4819	33.7808	CU-B
1277	298802.7988	615250.9823	32.0672	CU-B
1278	298825.6047	615260.1042	31.8828	CU-B
1279	298828.8901	615256.2179	32.6167	UP
1280	298832.2581	615247.144	32.9564	GV
1281	298833.8127	615241.6655	33.1999	RS-NO-PARK
1282	298854.7851	615197.0817	35.1655	MH-CON-ED
1283	298851.6375	615191.1848	35.1674	MB
1284	298852.9786	615186.1153	35.4306	UP-13
1285	298854.5021	615181.7907	35.5049	WA-WV
1286	298855.5487	615180.3854	35.5807	WA-WV
1287	298869.7244	615166.837	36.5698	FI-C-BC
1288	298871.1893	615163.7218	36.7375	BL
1289	298845.5116	615236.9502	33.7494	FI-C
1290	298836.9138	615260.8582	32.9422	FI-C

Field1	Field2	Field3	Field4	Field5
1291	298798.8847	615251.1012	32.4267	MB
1292	298807.5304	615228.1183	33.4524	LP
1293	298809.8074	615220.8735	33.7504	TH-JB
1294	298813.0469	615225.4995	33.1554	JB
1295	298813.79	615212.7464	33.9853	GV
1296	298817.9422	615194.1207	34.7793	GV
1297	298823.4996	615151.3876	36.5006	BC
1298	298819.1873	615163.7791	36.0293	BC-FI-C
1299	298814.1605	615178.7171	35.5429	FI-C
1300	298801.2004	615173.4882	36.0607	BC
1301	298801.2349	615174.4019	36.0799	BL-FC-C
1302	298797.918	615195.5907	35.659	BC-FI-C
1303	298806.8274	615199.2321	34.622	FI-C
1304	298791.4969	615216.8965	34.6269	BC
1305	298789.1322	615219.0008	34.473	BL
1306	298799.3031	615222.6971	33.7469	FI-C
1307	298783.6574	615268.4607	31.8147	FI-C-BC
1308	298811.6612	615255.0278	32.1205	CL
1309	298825.0551	615202.9036	34.3325	GS
1310	298845.9122	615159.8856	36.0693	CL
1311	298808.777	615267.0957	31.7823	MH-ST
1312	298789.2234	615293.5574	30.2382	SP-SB
1313	298809.1182	615299.9921	30.4179	SP-SB
1314	298809.2682	615305.5174	30.3203	SP-XW
1315	298787.4163	615298.9561	30.1094	SP-XW
1316	298792.3586	615213.4888	37.638	FL
1317	298798.1012	615190.5867	40.4434	FL
1318	298976.9695	615374.7501	32.5299	SB-OC
1319	298976.9815	615374.7509	32.4392	SB-IC
1320	298955.7291	615435.6919	32.7348	SB-OC
1321	298955.7774	615435.7083	32.6358	SB-IC
1322	298896.1566	615396.7545	31.3209	MH-CON-ED
1323	298990.9043	615451.4397	32.9513	BSK-77
1324	299070.6049	615220.1821	37.4058	SV-XC-NPI-13
1325	298990.9029	615451.4488	32.9332	BSK-77
1326	299053.7087	615281.9677	35.3944	CU-B
1327	299050.7605	615281.327	35.8919	UP-10
1328	299058.569	615258.9379	36.4763	UP-27
1329	299062.8842	615248.7952	36.7235	GV
1330	299066.9058	615234.2014	37.0611	RS-NO-PARK
1331	299069.46	615234.2934	36.6274	CU-B
1332	299072.5566	615225.9259	36.8451	CU-B
1333	299039.1263	615276.8507	36.4359	BC
1334	299043.4983	615278.58	36.1457	FI-C
1335	299043.8029	615259.7178	39.4522	FL
1336	299050.6682	615258.3913	36.5823	FI-C
1337	299045.1116	615256.064	36.757	FI-C-BC
1338	299046.125	615252.917	36.7689	FI-C-BC

Field1	Field2	Field3	Field4	Field5
1339	299052.0611	615254.523	36.725	FI-C
1340	299047.1804	615249.7097	38.441	FL
1341	299059.2862	615232.6066	37.1159	FI-C
1342	299053.5728	615230.0701	37.6446	FI-C-BC
1343	299048.318	615228.1342	37.7738	BC
1344	299053.2472	615224.8976	37.7523	BC
1345	299059.8812	615205.5562	39.5205	BC
1346	299055.0174	615207.9813	46.9286	FL
1347	299086.0166	615231.0594	38.6644	CL
1348	299082.8674	615241.2095	38.3379	CL
1349	299079.2368	615252.6807	37.9723	MH-ST
1350	299066.7907	615288.8355	37.1554	CL
1351	299080.9146	615292.8285	36.639	CU-B
1352	299096.9485	615245.349	37.7698	CU-B
1353	299100.8431	615235.5125	38.0431	CU-B
1354	299104.4014	615231.9204	38.6738	SB-OC
1355	299104.4025	615231.8059	38.594	SB-IC
1356	299100.7337	615243.9297	38.5973	TR-D-15IN
1357	299085.6732	615286.6072	37.2623	TR-D-15IN
1358	299102.0883	615273.4536	35.8853	FI-C
1359	299098.5985	615272.1917	36.3866	FI-C
1360	299102.9574	615270.0123	36.6118	BC
1361	299104.5895	615264.3529	36.8092	BC
1362	299114.2361	615250.3531	37.4126	BC
1363	299121.6824	615229.2258	37.9828	BC
1364	299120.6691	615232.1754	41.8834	FL
1365	299114.0685	615226.4761	37.6991	FI-C
1366	299106.371	615225.8126	37.4888	GV
1367	299098.8589	615223.9099	37.2847	GV
1368	299096.0284	615224.5124	37.3755	GV
1369	299084.7598	615256.8858	36.5309	GV
1370	299077.3951	615279.734	35.9913	GV
1371	299054.1776	615286.0637	35.4257	MH-ELEC
1372	299047.7859	615248.9906	38.4066	FL
1373	299041.9846	615282.0483	36.8693	FL
1374	299108.9774	615265.9192	42.7407	BC
1375	299031.1247	615341.0856	34.2457	SA-OC
1376	299030.9581	615341.1477	34.173	SB-IC
1377	298990.9028	615451.4456	32.9363	BSK-77
1378	298990.9125	615451.4392	32.9579	BSK-77
1379	299267.2738	615417.6354	35.9704	GV
1380	299263.6386	615431.4942	35.7442	WA-WV
1381	299263.1227	615433.2374	35.7526	WA-WV
1382	299261.1519	615439.8781	35.6714	JB
1383	299259.2738	615445.5427	35.6287	MH-ST
1384	299256.1956	615455.3956	35.5041	UP
1385	299248.5757	615454.2162	35.629	BC
1386	299271.6655	615385.9113	36.524	BC

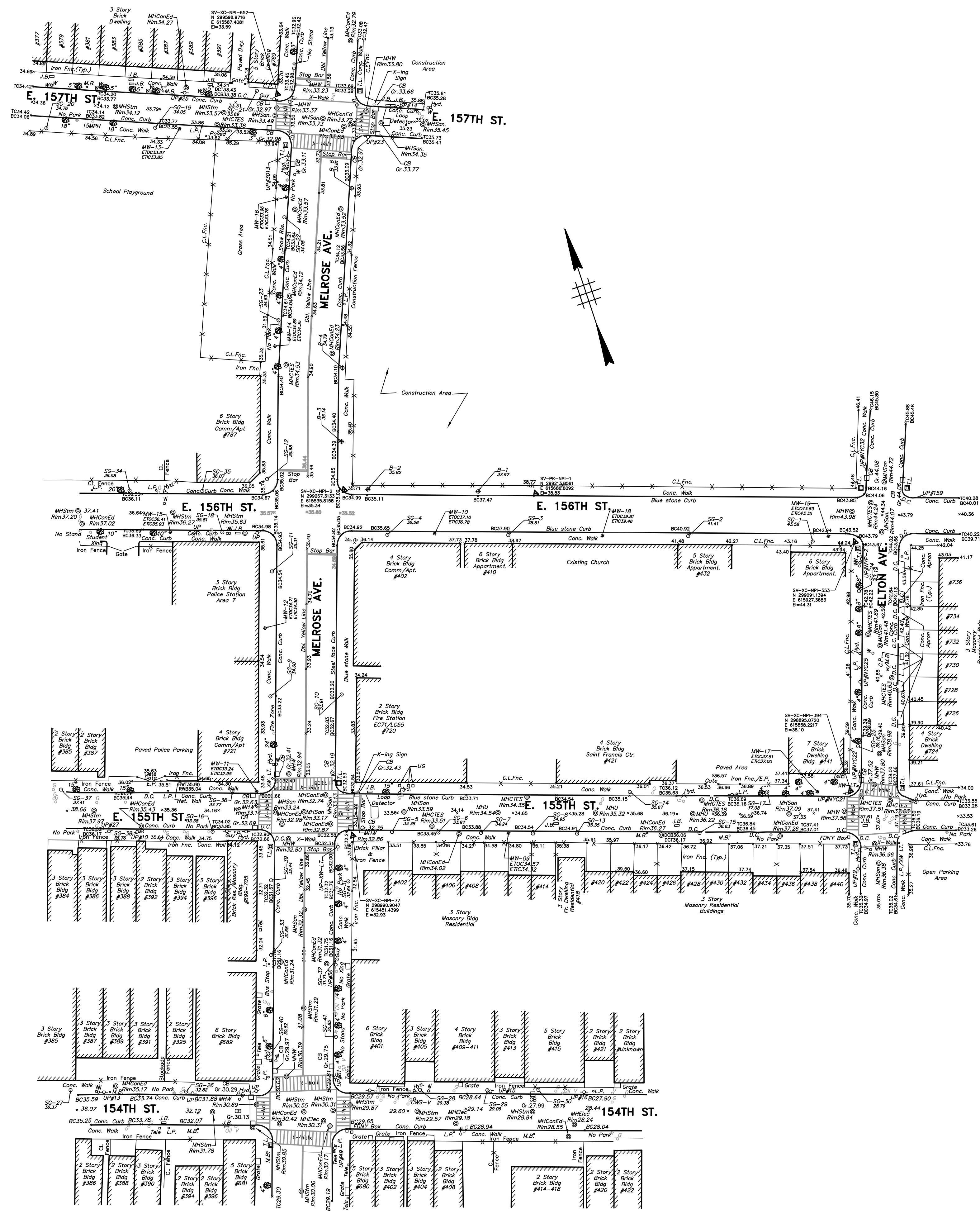
Field1	Field2	Field3	Field4	Field5
1387	299272.8636	615406.4705	36.1931	UP
1388	299273.8767	615409.9596	35.6805	CU-B
1389	299280.1665	615386.649	36.4026	MW
1390	299282.9989	615372.3096	36.5527	TR-D-10IN
1391	299277.4514	615356.2355	36.7124	FI-GATE-C
1392	299271.7657	615385.6752	36.5278	CU-B
1393	299279.3506	615363.2455	36.8368	CU-B-PC
1394	299278.8807	615362.9485	37.1807	CU-T-PC
1395	299279.8353	615359.1956	37.1723	CU-T-POC
1396	299280.385	615359.0499	36.8677	CU-B-POC
1397	299277.0539	615357.2254	36.6651	CU-B-PT
1398	299276.8183	615357.6513	36.9884	CU-T-PT
1399	299284.7476	615333.8669	36.8813	FI-GATE-C
1400	299293.0051	615311.6936	37.3656	FI-C
1401	299296.4497	615312.1961	37.4212	FI-C
1402	299306.2759	615314.9309	36.9038	CU-B
1403	299304.6497	615315.4467	37.3116	RS-NO-STAND
1404	299309.5625	615318.8363	37.0188	MH-ELEC
1405	299312.6641	615317.516	37.1903	GV
1406	299321.0398	615318.9655	37.1951	MH-ST
1407	299319.4193	615319.8739	37.4125	CL
1408	299300.6481	615323.177	37.2219	RS-STUDENT-
1409	299298.8477	615330.9931	37.2369	TR-D-10IN
1410	299289.8996	615362.0153	36.3602	CU-B
1411	299283.7698	615372.8429	36.5661	TR-D-10IN
1412	299302.4911	615369.1581	36.6685	CL
1413	299294.8603	615393.7991	36.2667	MH-ST
1414	299302.8168	615417.6062	35.783	CU-B
1415	299312.0943	615420.8479	36.5069	BC-FC-C
1416	299322.2142	615395.5032	36.6318	FC-C
1417	299314.0852	615392.7342	36.3519	WA-FH
1418	299304.0034	615389.4369	36.3136	WA-WV
1419	299314.5176	615387.9452	36.348	GV
1420	299316.606	615386.4375	36.5661	LP
1421	299318.6906	615371.544	36.3427	CU-B
1422	299326.6144	615358.2485	36.587	TR-D-20IN
1423	299335.2153	615357.0276	37.2058	FC-L
1424	299333.9273	615335.5326	37.1407	LP
1425	299334.2701	615324.8691	36.9292	CU-B
1426	299345.9373	615325.5543	37.3615	FC-L
1427	299323.7934	615365.3134	36.6772	SB-OC
1428	299323.5449	615365.2578	36.5831	SB-IC
1429	299286.4188	615413.6111	36.049	CL
1430	299303.9305	615422.847	36.0742	SB-OC
1431	299303.6999	615423.1564	36.0028	SB-IC
1432	298990.9213	615451.4307	32.9604	BSK-77
1433	298811.4213	615316.5392	30.6048	BSK-1118
1434	298667.0496	615546.6225	38.1007	BC

Field1	Field2	Field3	Field4	Field5
1435	298686.3526	615489.8558	38.6082	BC
1436	298712.3258	615455.2195	45.4467	BC
1437	298719.2771	615433.1115	48.1068	BC
1438	298811.4343	615316.5098	30.6121	BSK-1118
1439	299070.6003	615220.193	37.4094	BSK-1324
1440	299049.7557	615285.3166	35.7638	SG-38
1441	299031.057	615341.0885	34.2725	SG-39
1442	299057.9567	615367.5124	33.772	SG-36
1443	299104.4745	615231.66	37.4123	SG-37
1444	298916.9127	615341.4161	31.9583	BC-FI
1445	298907.739	615338.3198	31.9432	BC-FI
1446	299070.599	615220.1895	37.4133	BSK-1324
1447	299289.9646	615461.9057	35.5965	SV-XC-NPI-14
1448	298990.9279	615451.4388	32.9145	BSK-77
1449	299271.5634	615386.0922	36.5339	BC-CU-B-BEG
1450	299271.5583	615383.8738	37.3731	CU-T-L
1451	299279.3669	615360.6933	37.1878	CU-T-PC
1452	299280.2789	615361.0577	36.8512	CU-B-PC
1453	299280.3157	615359.1056	36.8759	CU-B-POC
1454	299279.6693	615359.4409	37.1542	CU-T-POC
1455	299278.9471	615359.0217	37.1352	CU-T-PT
1456	299279.0913	615358.4029	36.8186	CU-B-PT
1457	299276.9847	615356.5901	36.6984	FI-GP
1458	299276.7893	615357.5554	36.6949	CU-B-FI
1459	299276.6132	615357.6999	37.033	CU-T-FI
1460	299269.6624	615378.1442	36.8073	FI-L
1461	299280.4992	615359.3859	36.8501	DW-DP-C-WC
1462	299289.0668	615334.1738	37.1427	DW-DP-C-WC
1463	299289.8508	615332.8573	37.131	CU-B-BEG-WC
1464	299289.1504	615332.3806	37.3918	CU-T-BEG
1465	299288.6227	615333.3759	37.4199	CU-T-POC
1466	299289.0262	615333.9766	37.1606	CU-B-POC
1467	299287.3157	615334.0545	37.0527	CU-B-PT
1468	299287.7133	615333.1981	37.3347	CU-T-PT
1469	299285.1403	615332.4694	37.1495	CU-T-FI
1470	299285.0573	615332.9308	36.8417	CU-B-FI
1471	299284.3176	615334.0091	36.8213	FI-GP
1472	299292.6398	615311.4581	37.1525	FI-C
1473	299278.558	615330.7942	36.3692	CU-B-DW-DP-
1474	299278.9432	615330.0055	36.7721	CU-T
1475	299269.3643	615355.7396	36.7626	CU-T
1476	299269.461	615355.1077	36.3182	CU-B-DW-DP-
1477	299322.389	615395.6519	36.6402	FC-INT-FC
1478	299345.8865	615325.7123	37.4121	FC-GP
1479	299347.1422	615321.9986	37.4064	FC-GP
1480	299354.3488	615300.2125	37.8079	FC-L
1481	298990.9285	615451.4495	32.918	BSK-77
1482	299091.1124	615927.3823	44.3273	CHK-553



**ATTACHMENT E**

**SURVEY DRAWING**



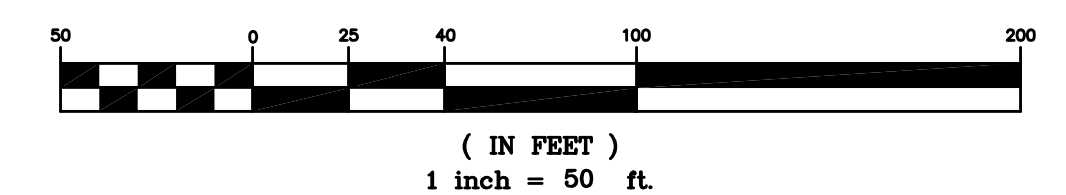
**NOTES:**

1. FIELD SURVEY PERFORMED JANUARY 12-13, 2004, NOVEMBER 1-4, 2004 AND AUG. 1-31 2005.
2. HORIZONTAL DATUM IS NEW YORK STATE PLANE (NAD27) EAST ZONE COORDINATE SYSTEM.
3. VERTICAL DATUM IS NATIONAL GEODETIC VERTICAL DATUM 1929 (NGVD29)

**LEGEND:**

- SG-4 ○ SOIL GAS POINT (WITH GROUND ELEVATION)
- MW-4 ⊕ EXISTING MONITORING WELL LOCATION
- ETOC36.07 ELEVATION TOP OF OUTER CASING
- ETIC35.02 ELEVATION TOP OF INNER CASING
- ⊕ BORING
- ▤▤▤▤ EDGE OF BUILDING (WITH ADDRESS SHOWN)
- EDGE OF PAVEMENT
- CONCRETE CURB (WITH BOTTOM OF CURB AT FACE ELEV)
- BC38.24 SPOT ELEVATION


**GRAPHIC SCALE**



MELROSE AVENUE, E. 155TH ST. & E. 156TH STREET  
BOROUGH OF BRONX CITY OF NEW YORK

**MONITORING WELL AND SOIL BORING LOCATION PLAN**

Scale 1" = 50'	Drawn VMM	Check'd JAD	Date 01-14-04	Project No. 204008	Drawing No. 1 OF 1
-------------------	--------------	----------------	------------------	-----------------------	-----------------------



**NAIK-PRASAD, Inc.**

10 Parsonage Road - Suite 310  
Edison, New Jersey 08837  
732-205-0540 732-205-0544 (Fax)

Professional Land Surveyor  
N.J. License No. 9479

**RICHARD C. BARON**

2.	ADDED ADDITIONAL TOPOGRAPHY	RBS	09/01/05
1.	ADDED ADDITIONAL TOPOGRAPHY	JAD	11/15/04
REV.	DESCRIPTION	BY	DATE