

FPM Group, Ltd.
FPM Engineering Group, P.C.
formerly Fanning, Phillips and Molnar

CORPORATE HEADQUARTERS
909 Marconi Avenue
Ronkonkoma, NY 11779
631/737-6200
Fax 631/737-2410

VIA FAX AND EMAIL

June 16, 2008

Ms. Geralynn Rosser
Suffolk County Department of Health Services
15 Horseblock Place
Farmingville, NY 11738

Re: **May 2008 Groundwater Sampling Results**
1735 Express Drive North, Hauppauge, New York
FPM File No. 894-06-01

Dear Geralynn:

FPM Group (FPM) has prepared this report to document groundwater sampling performed at the above-referenced facility in accordance with your recommendations. This is the second of four quarterly monitoring events recommended by the Suffolk County Department of Health Services (SCDHS). Monitoring well MW-1 was installed in January 2008 for the purpose of evaluating groundwater conditions immediately downgradient of former leaching pool LP-4, which was remediated in July 2006 and November 2007, and properly abandoned in November 2007 in accordance with SCDHS requirements. The site features and the location of well MW-1 are shown on the attached site plan.

Well MW-1 was gauged on May 9, 2008 with an oil/water interface probe. No free-phase product was noted in the well. The depth to water was measured from the top of the PVC casing and recorded. A Proactive five-stage pump with a flow controller was utilized to purge the well of at least three casing volumes of water prior to sampling. A well sampling form documenting the purging and sampling procedures was completed and is attached. The pump flow was then reduced to less than 0.25 gallons per minute and a groundwater sample was obtained from the pump and transferred to laboratory-supplied sample bottles. The sample bottles were labeled and maintained in a cooler with ice to depress the sample temperature until delivery to the laboratory. A chain of custody form was completed and kept with the cooler to document the sequence of sample possession. The samples were transmitted to a New York State Department of Health-certified laboratory and analyzed for SCDHS volatile organic compounds (VOCs). The groundwater analytical results were compared to the New York State Department of Environmental Conservation Class GA Ambient Water Quality Standards (Standards). The summarized laboratory results are shown in Table 1 along with the previous results from January 17, 2008. The complete laboratory analytical report is attached.

The May 2008 groundwater analytical results indicate that nine VOCs were detected. The primary VOCs detected include 1,1,1-trichloroethane at 170 micrograms per liter ($\mu\text{g/l}$), cis-1,2-dichloroethylene at 230 $\mu\text{g/l}$, tetrachloroethene (PCE) at 130 $\mu\text{g/l}$, and trichloroethylene at 210 $\mu\text{g/l}$.

The May 9, 2008 groundwater results were compared to the previous results from January 2008, as shown in Table 1. Only one VOC (PCE) was detected in the January 2008 sample; however, the concentration was more elevated (1,100 $\mu\text{g/l}$) than the May result and none of the other VOCs detected in May were noted. The laboratory was contacted and indicated that the January sample required dilution, resulting in elevated detection limits (50 $\mu\text{g/l}$). Therefore, some of the VOCs noted in May 2008 may have been present below the detection limit in January 2008. The May 2008 PCE concentration is notably lower (130 $\mu\text{g/l}$) than the detection in January and may be indicative of improving groundwater conditions following remediation and abandonment of LP-4.

Conclusions and Recommendations

Based on the above-described data, the following conclusions and recommendations are noted:

- Groundwater in the vicinity of former leaching pool LP-4 appears to be somewhat impacted with VOCs. The PCE concentration in May 2008 was significantly lower than in January 2008;
- Since the VOC-impacted source material has been removed and leaching pool LP-4 is no longer in service, VOC concentrations in well MW-1 are likely to continue to decline. The next monitoring event will be performed in August 2008. The SCDHS will be notified in advance of the sampling.

Please provide any comments you may have. If you have any questions, please contact us at 737-6200.

Sincerely,



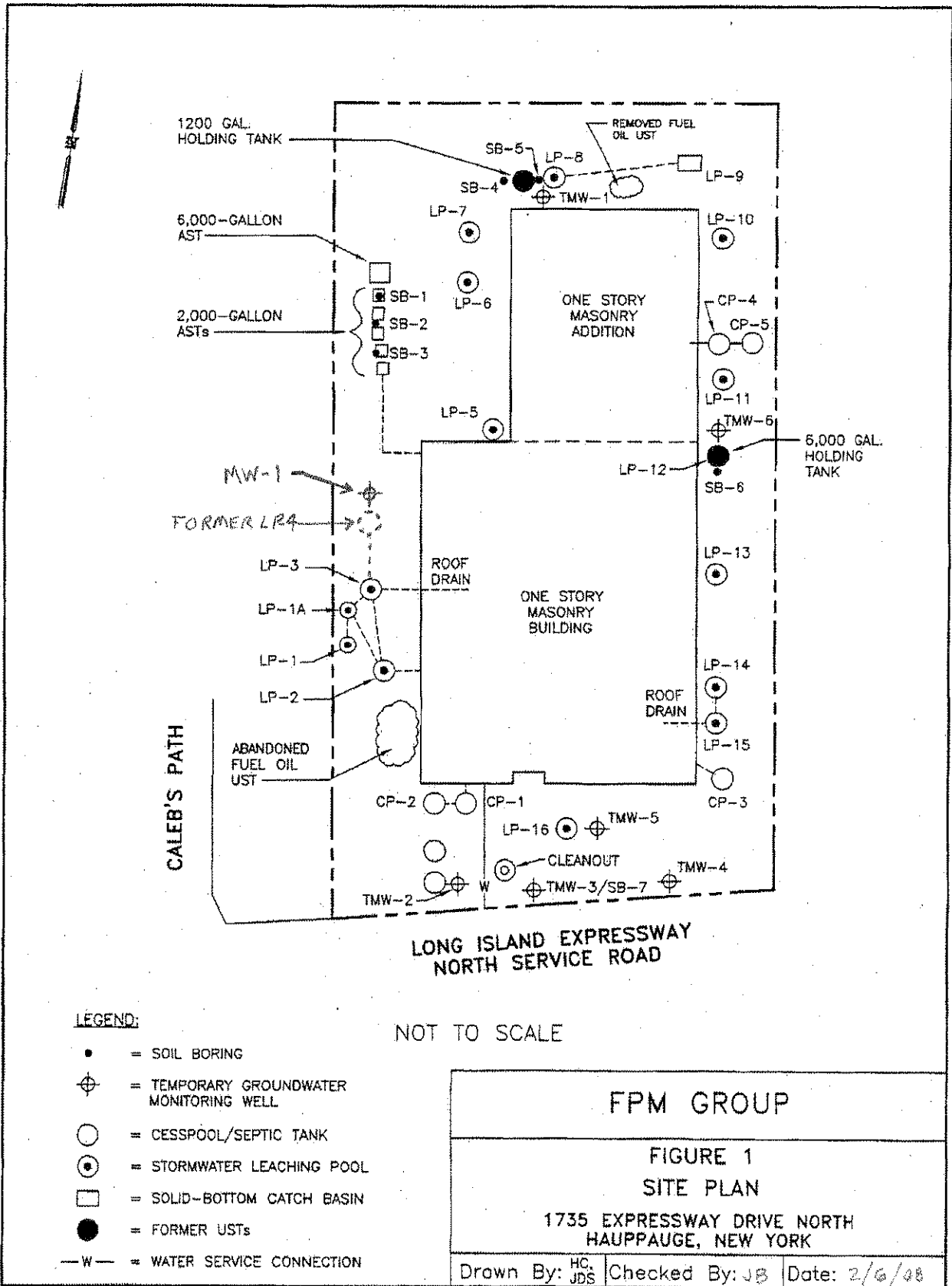
John S. Bukoski
Hydrogeologist



Stephanie O. Davis
Senior Hydrogeologist
Department Manager

JSB/SOD:tac
Attachments

cc: James Maggio
James Ray, Esq.



H:\PROJECTS\SITE PLANNING\1735 EXPRESSWAY DRIVE NORTH\1735 EXP.DWG 1/10/2008 10:08:30 AM L1

TABLE 1
GROUNDWATER MONITORING RESULTS
1735 EXPRESS DRIVE NORTH, HAUPPAUGE, NEW YORK

Sample Location	MW-1		NYSDEC Class GA Ambient Water Quality Standards
	Sample Date	1/17/08	
<i>Volatile Organic Compounds in ug/l</i>			
1,1,1-Trichloroethane	ND	170	5
1,2,4-Trimethylbenzene	ND	17	5
1,2-Dichloroethylene (total)	ND	230(cis)	5
Ethylbenzene	ND	22	5
o-Xylene	ND	20	5
p- & m-Xylenes	ND	61	5
Tetrachloroethene	1,100	130	5
Toluene	ND	7	5
Trichloroethylene	ND	210	5

Notes:

ND = Not Detected

NYSDEC = New York State Department of Environmental Conservation

Bold and shaded values exceed NYSDEC Class GA Ambient Water Quality Standards

ug/l = micrograms per liter

FPM

WELL SAMPLING DATA FORM

Project: Maggio

Location: 1735 Express Drive N

Well No.: MW-1 Well Diameter: 4.5 inch

Date: 5/9/08 Start Time: _____

Weather: Clear 60°F Finish Time: _____

Sampled By: JB

Depth to Bottom of Well: 108 Feet.

Depth to Water: 82.16 Feet.

Height of Water Column: 25.84 Feet.

Water Volume in Casing: 4.1 Gallons.

Water Volume to be Purged: 12.3 Gallons.

Water Volume Actually Purged: 13 Gallons.

Purge Method: Low-flow sub. pump

Physical Appearance/Comments: NA

FIELD MEASUREMENTS:

Time	Gallons	pH	Cond. (uS)	Temp. (°F)	Turbidity (NTU)
-	4	6.89	150	55.1	479
	9	6.62	142	54.8	65
	13	6.65	144	54.6	32

Sampling and Analytical Methods: Low-flow sub. pump / VOCs

Laboratory Name and Location: Test America - CT

YORK
ANALYTICAL LABORATORIES, INC.

Technical Report

prepared for:

FPM Group
909 Marconi Avenue
Ronkonkoma, New York 11779
Attention: John Bukoski

Report Date: 5/21/2008
Re: Client Project ID: Maggio 894-06-01
York Project No.: 08050465

CT License No. PH-0723

New Jersey License No. CT-005

New York License No. 10854



Report Date: 5/21/2008
Client Project ID: Maggio 894-06-01
York Project No.: 08050465

FPM Group
909 Marconi Avenue
Ronkonkoma, New York 11779
Attention: John Bukoski

Purpose and Results

This report contains the analytical data for the sample(s) identified on the attached chain-of-custody received in our laboratory on 05/15/08. The project was identified as your project "Maggio 894-06-01".

The analyses were conducted utilizing appropriate EPA, Standard Methods, and ASTM methods as detailed in the data summary tables.

All samples were received in proper condition meeting the NELAC acceptance requirements for environmental samples except those indicated under the Notes section of this report.

All the analyses met the method and laboratory standard operating procedure requirements except as indicated under the Notes section of this report, or as indicated by any data flags, the meaning of which is explained in the attachment to this report, if applicable.

The results of the analyses, which are all reported on an as-received basis unless otherwise noted, are summarized in the following table(s).

Analysis Results

Client Sample ID			MW-1	
York Sample ID			08050465-01	
Matrix			WATER	
Parameter	Method	Units	Results	MDL
Volatiles, 8260 List	SW846-8260	ug/L	---	---
1,1,1,2-Tetrachloroethane			Not detected	5.0
1,1,1-Trichloroethane			170	5.0
1,1,2,2-Tetrachloroethane			Not detected	5.0
1,1,2-Trichloroethane			Not detected	5.0
1,1-Dichloroethane			Not detected	5.0
1,1-Dichloroethylene			Not detected	5.0
1,1-Dichloropropylene			Not detected	5.0
1,2,3-Trichlorobenzene			Not detected	5.0
1,2,3-Trichloropropane			Not detected	5.0
1,2,4-Trichlorobenzene			Not detected	5.0
1,2,4-Trimethylbenzene			17	5.0
1,2-Dibromo-3-chloropropane			Not detected	5.0
1,2-Dibromoethane			Not detected	5.0
1,2-Dichlorobenzene			Not detected	5.0
1,2-Dichloroethane			Not detected	5.0
1,2-Dichloroethylene (Total)			230(c-)	5.0

YORK

Client Sample ID			MW-1	
York Sample ID			08050465-01	
Matrix			WATER	
Parameter	Method	Units	Results	MDL
1,2-Dichloropropane			Not detected	5.0
1,3,5-Trimethylbenzene			Not detected	5.0
1,3-Dichlorobenzene			Not detected	5.0
1,3-Dichloropropane			Not detected	5.0
1,4-Dichlorobenzene			Not detected	5.0
2,2-Dichloropropane			Not detected	5.0
2-Chlorotoluene			Not detected	5.0
4-Chlorotoluene			Not detected	5.0
Benzene			Not detected	5.0
Bromobenzene			Not detected	5.0
Bromochloromethane			Not detected	5.0
Bromodichloromethane			Not detected	5.0
Bromoform			Not detected	5.0
Bromomethane			Not detected	5.0
Carbon tetrachloride			Not detected	5.0
Chlorobenzene			Not detected	5.0
Chloroethane			Not detected	5.0
Chloroform			Not detected	5.0
Chloromethane			Not detected	5.0
cis-1,3-Dichloropropylene			Not detected	5.0
Dibromochloromethane			Not detected	5.0
Dibromomethane			Not detected	5.0
Dichlorodifluoromethane			Not detected	5.0
Ethylbenzene			22	5.0
Hexachlorobutadiene			Not detected	5.0
Isopropylbenzene			Not detected	5.0
Methylene chloride			Not detected	5.0
MTBE			Not detected	5.0
Naphthalene			Not detected	5.0
n-Butylbenzene			Not detected	5.0
n-Propylbenzene			Not detected	5.0
o-Xylene			20	5.0
p- & m-Xylenes			61	5.0
p-Isopropyltoluene			Not detected	5.0
sec-Butylbenzene			Not detected	5.0
Styrene			Not detected	5.0
tert-Butylbenzene			Not detected	5.0
Tetrachloroethylene			130	5.0
Toluene			7	5.0
trans-1,3-Dichloropropylene			Not detected	5.0
Trichloroethylene			210	5.0
Trichlorofluoromethane			Not detected	5.0
Vinyl chloride			Not detected	5.0

Units Key:

For Waters/Liquids: mg/L = ppm ; ug/L = ppb

For Soils/Solids: mg/kg = ppm ; ug/kg = ppb


YORK

Report Date: 5/21/2008
Client Project ID: Maggio 894-06-01
York Project No.: 08050465

Notes for York Project No. 08050465

1. The MDL (Minimum Detectable Limit) reported is adjusted for any dilution necessary due to the levels of target and/or non-target analytes and matrix interference. This MDL is the REPORTING LIMIT and is based upon the lowest standard utilized for calibration where applicable.
2. Samples are retained for a period of thirty days after submittal of report, unless other arrangements are made.
3. York's liability for the above data is limited to the dollar value paid to York for the referenced project.
4. This report shall not be reproduced without the written approval of York Analytical Laboratories, Inc.
5. All samples were received in proper condition for analysis with proper documentation.
6. All analyses conducted met method or Laboratory SOP requirements.
7. It is noted that no analyses reported herein were subcontracted to another laboratory.

Approved By:


Robert Q. Bradley
Managing Director

Date: 5/21/2008

YORK

YORK

Analytical Laboratories, Inc.

QA/QC Summary Report

Associated Samples: AD75180

21-May-08

Client: FPM Group

Analysis Name: **VOA QC WATERS**
Unit of Measure: ug/L

Batch Name: \$VOAW-28192

QA Sample #: AD75180
York's Sample ID: 08050465-01

Parameter	LCS(%)	Unspiked Result	Blank	Amount	Matrix Spike		Spike Duplicate		
					Result	Recovery, %	Duplicate	Recovery, %	Precision, RPD
Trichloroethylene	82	Not detected	Not detected	50	40	80.0	40	80.0	0.0
Toluene	80	Not detected	Not detected	50	43	86.0	41	82.0	4.8
Chlorobenzene	90	Not detected	Not detected	50	48	96.0	46	92.0	4.3
Benzene	94	Not detected	Not detected	50	47	94.0	50	100.0	6.2
1,1-Dichloroethylene	76	Not detected	Not detected	50	37	74.0	42	84.0	12.7

YORK

YORK


ANALYTICAL LABORATORIES, INC.

Field Chain-of-Custody Record


Page 1 of 1

120 RESEARCH DRIVE STRATFORD, CT 06615
TEL (203) 325-1371 FAX (203) 357-0166

080504605

<u>Company Name</u> FRM	<u>Report To:</u> John Bukaski	<u>Invoice To:</u> same	<u>Project ID/No.</u> Maggio 894-06-01	<u>Samples Collected By (Signature)</u> 
				<u>Name (Printed)</u> John S. Bukaski

Sample No.	Location/ID	Date Sampled	Sample Matrix				ANALYSES REQUESTED	Container Description(s)
			Water	Soil	Air	OTHER		
1	MW-1	5/9/08	X				8260 VOCs	(2) 40 ml HCL

Chain-of-Custody Record		<u>John S. Bukaski</u> Sample Relinquished by		<u>5/14/08 1600</u> Date/Time	<u></u> Sample Received by		<u>5/15/08 1030</u> Date/Time
Bottles Relinquished from Lab by	Date/Time	Sample Relinquished by		Date/Time	Sample Received in LAB by		Date/Time
Bottles Received in Field by	Date/Time	Sample Relinquished by		Date/Time	Sample Received in LAB by		Date/Time
<u>4.2.c</u>					Turn-Around Time <input checked="" type="checkbox"/> Standard <input type="checkbox"/> RUSH(define)		