

Premier Environmental Services

DATA VALIDATION SUMMARY REPORT
OF THE
LAWRENCE AVIATION SUPERFUND SITE
PORT JEFFERSON, NY

ORGANIC AND INORGANIC ANALYSES
IN AQUEOUS SAMPLES

TEST AMERICA LABORATORIES, INC.
SOUTH BURLINGTON, VT

SDG NUMBER: 137390

August, 2010

Prepared for
Panther Technologies, Inc.
Medford, New Jersey

Prepared by
Premier Environmental Services
2815 Covered Bridge Road
Merrick, New York 11566
(516)223-9761

DATA VALIDATION FOR: Volatile Organic Compounds (VOC's)

SITE: Lawrence Aviation Superfund Site
Port Jefferson, New York

CONTRACT LAB: Test America Laboratories, Inc.
South Burlington, VT

PROJECT NO.: 137390

REVIEWER: Renee Cohen

DATE REVIEW COMPLETED: August, 2010

MATRIX: Aqueous

The data validation was performed according to the guidelines in the USEPA National Functional Guidelines for Superfund Organic Methods Data Review (EPA-540-R-08-01, June 2008). All data are considered valid and acceptable except those analytes which have been deemed unusable "R" (unreliable). Due to various QC problems some analytes may have been qualified with a "J" (estimated), "N" (presumptive evidence for the presence of the material), "U" (non-detect), or "JN" (presumptive evidence for the presence of the material at an estimated value) flag. All actions are detailed on the attached sheets.

Table 1 of this report includes a cross reference between the field sample ID and laboratory sample ID used to perform data validation. Definitions of the data qualifiers that may be used in this report are located in Appendix A of this report. Qualified data result pages are located in Appendix B of this report. Copies of the Chain of Custody (COC) documents are located in Appendix C of this report.

This sample set included five (5) aqueous samples, one (1) Trip Blank sample and one (1) Field Blank sample. This data assessment is for the volatile organic analyses listed on the COC documents that accompanied the samples to the laboratory. The samples in this data set were collected May 17, 2010, May 18, 2010 and May 20, 2010 and received at Test America Laboratories located in South Burlington, VT on May 21, 2010 for the analyses requested on the COC documentation. The sample in this data set was analyzed for Volatile Organic Analytes (VOA) in accordance with USEPA CLP Method SOM01.2 for Trace Level analyses. The samples were also analyzed for metals and other inorganic parameters. The review of the other analytes is located in stand-alone data reports enclosed herein.

ORGANIC DATA ASSESSMENT

1. OVERVIEW:

Samples associated with this data set were analyzed for Volatile Organic Analytes (VOA) as noted by the COC documentation that accompanied the sample set to the laboratory. All analyses were performed in accordance with USEPA CLP Methods SOM01.2 for Trace Level Water Analyses. A summary of the applicable QC will be discussed at each section of the report.

Laboratory report 137390 consists of the analysis of seven (7) aqueous samples for Volatile Organic Analytes. The Chain of Custody documents listed the field sample ID's that are summarized in Table 1 of this report.

These samples were received at Test America Laboratories on May 21, 2010. The samples was transferred to the VOA sample refrigerators on May 21, 2010. The storage blank sample VHBLK01 was placed in the refrigerator on May 21, 2010 with the site samples.

2. HOLDING TIME:

The amount of an analyte in a sample can change with time due to chemical instability, degradation, volatilization, etc. If the specified holding time is exceeded, the data may not be valid. The USEPA CLP method specifies Technical Holding times for aqueous and solid and soil samples. The Technical Holding Time is based on collection date. The holding time for a properly preserved aqueous sample that is cooled and pH preserved to 2 or below is fourteen (14) days from sample collection. The holding time for non-aqueous samples that are properly cooled and preserved with NaHS04 is fourteen (14) days from sample collection.

The samples in this data set were collected May 17, 2010, May 18, 2010 and May 20, 2010 and received at the laboratory on May 21, 2010. The initial and dilution analyses associated with this data set were completed by May 27, 2010. All sample analyses were performed within the technical holding time.

ORGANIC DATA ASSESSMENT

3. SURROGATES:

Samples to be analyzed for Volatile Organic Analytes (VOA) are fortified with either thirteen (13) or fourteen (14) Deuterated Monitoring Compounds (DMC's). These DMC's are added to each sample prior to sample purging. The method recommended Deuterated Monitoring Surrogate Compounds include:

Vinyl Chloride-d3	Chloroethane-d5
1,1-Dichloroethene-d2	2-Butanone-d5
Chloroform-d	1,2-Dichloroethane-d4
Benzene-d6	1,2-Dichloropropane-d6
Toluene-d8	trans-1,3-Dichloropropene-d4
2-Hexanone-d5	1,4-Dioxane-d8**
1,1,2,2-Tetrachloroethane-d2	1,2-Dichlorobenzene-d4

** only reported in the low/medium non-aqueous Volatile Organic Analyses.

The laboratory reported CLP method specified recovery limits that are cited for both aqueous and non-aqueous samples reported in this data set. 1,4-Dioxane-d8 is not added as a Deuterated Monitoring Compound (DMC) in the Trace Volatile Organic Analyses associated with this data set.

The aqueous samples are fortified with thirteen (13) method specified DMC's prior to analysis. The method cites recovery limits for each surrogate. The percent recovery of each DMC met the method specified QC criteria in all samples associated with this data set. Qualified data result pages are located in Appendix B of this report.

4. MATRIX SPIKE/SPIKE DUPLICATE, MS/MSD:

The MS/MSD data are generated to determine the long-term precision and accuracy of the analytical method in various matrices and to demonstrate acceptable compound recovery by the laboratory at the time of sample analysis. The MS/MSD may be used in conjunction with other QC criteria for additional qualification of data.

Site Specific MS/MSD analysis was not reported with the samples in this data set.

ORGANIC DATA ASSESSMENT

5. BLANK CONTAMINATION:

Quality assurance (QA) blanks, such as the method, trip, field, or rinse blanks are prepared to identify any contamination which may have been introduced into the samples during sample preparation or field activity. Method blanks measure laboratory contamination. Trip blanks measure cross-contamination of samples during shipment. Field and rinse blanks measure cross-contamination of samples during field operations. Samples were only qualified with those QC samples associated with the particular blank.

This method requires the preparation and analysis of a laboratory storage blank. This laboratory storage blank is kept with the site samples and analyzed with the site samples. In addition the method requires the analysis of an Instrument blank immediately following the analysis of a sample that has saturated ions.

A) Method Blank contamination

Three (3) method blank samples are associated with the Trace Level Volatile Organic analyses (aqueous samples) in this data set.

Method Blank (VBLKJV-5/25/10) was free from contamination of target analytes with the exception of Acetone (2.5 J ug/l), Carbon Disulfide (0.10 J ug/l), Methyl Acetate (0.16 J ug/l), Methylene Chloride (0.15 J ug/l), 2-Hexanone (1.5 J ug/l), 1,4-Dichlorobenzene (0.038 J ug/l), 1,2,4-Trichlorobenzene (0.11 J ug/l) 1,2,3-Trichlorobenzene (0.13 J ug/l) and one (1) unknown Tentatively Identified Compound (TIC) at retention time 7.00. This TIC has been qualified "J" estimated and "X" to indicate a contaminant this is related to the Deuterated Monitoring Compound (DMC) and column bleed.

Method Blank (VBLKJW-5/25/10) was free from contamination of target analytes with the exception of Acetone (1.5 J ug/l), Carbon Disulfide (0.068 J ug/l), Methylene Chloride (0.073 J ug/l), 2-Hexanone (1.1 J ug/l), 1,2,4-Trichlorobenzene (0.075 J ug/l) 1,2,3-Trichlorobenzene (0.060 J ug/l) and one (1) unknown Tentatively Identified Compound (TIC) at retention time 7.00. This TIC has been qualified "J" estimated and "X" to indicate a contaminant this is related to the Deuterated Monitoring Compound (DMC) and column bleed.

Method Blank (VBLKJA-5/27/10) was free from contamination of target analytes with the exception of Acetone (4.2 J ug/l), 2-Butanone (1.1 J ug/l), 2-Hexanone (1.2 J ug/l), 1,2,3-Trichlorobenzene (0.21 J ug/l) and one (1) unknown Tentatively Identified Compound (TIC) at retention time 7.00. This TIC has been qualified "J" estimated and "X" to indicate a contaminant this is related to the Deuterated Monitoring Compound (DMC) and column bleed.

These target analytes and unknown TIC compound have been negated and qualified "U" in each of the associated samples reported in this data set.

Qualified data result pages are located in Appendix B of this report.

The aqueous storage blank sample associated with this data set is identified as VHBLK01. This storage blank sample is free from contamination of target analytes with the exception of Acetone (2.4 J B ug/l), 2-Butanone (0.62 J B ug/l) and one (1) unknown Tentatively Identified Compound (TIC) at retention time 7.00. This TIC has been qualified "J" estimated and "X" to indicate a contaminant this is related to the Deuterated Monitoring Compound (DMC) and column bleed. These target analytes and TIC that were identified in the associated method blank sample and been previously negated in all associated samples.

Qualified data result pages are located in Appendix B of this report.

ORGANIC DATA ASSESSMENT

5. BLANK CONTAMINATION (cont'd):

B) Field or Equipment Rinse Blank (ERB) contamination

A Field Blank sample (FB100520) was collected with this data set. The Field Blank sample was free from contamination of all target analytes with the exception of Acetone (1.7 JB ug/l), Carbon Disulfide (0.092 JB ug/l), Methylene Chloride (0.15 JB ug/l), 2-Hexanone (1.0 JB ug/l), 1,2,4-Trichlorobenzene (0.059 JB ug/l) and 1,2,3-Trichlorobenzene (0.063 JB ug/l) and one (1) unknown TIC at retention time 7.00 (2.8 JXB ug/l). The Field Blank contaminants are all attributed to the associated method blank sample and will be negated when detected in the associated field samples.

C) Trip Blank contamination

One (1) Trip Blank sample is associated with this data set. The Trip Blank sample was free from contamination of all target analytes with the exception of Acetone (1.8 JB ug/l), Carbon Disulfide (0.070 JB ug/l), Methylene Chloride (0.11 JB ug/l) and 1,2,3-Trichlorobenzene (0.044 JB ug/l) and one (1) unknown TIC at retention time 7.00 (3.1 JXB ug/l). The Trip Blank contaminants are all attributed to the associated method blank sample and will be negated when detected in the associated field samples.

Qualified data result pages are located in Appendix B of this report.

6. GC/MS CALIBRATION:

Satisfactory instrument calibration is established to ensure that the instrument is capable of producing acceptable quantitative data. An initial calibration demonstrates that the instrument is capable of giving acceptable performance at the beginning of an experimental sequence. The continuing calibration verifies that the instrument is giving satisfactory daily performance. USEPA CLP method states the concentration levels of target analytes that must be analyzed and reported for Initial Calibration of the GC/MS.

A) RESPONSE FACTOR

Trace Volatile Organic Analysis - The response factor measures the instrument's response to specific chemical compounds. USEPA CLP criteria of the cited method requires that the response factor of all target analytes listed in Table 3 and the DMC's must be greater than or equal to 0.010. All other target analytes must have an RRF greater than or equal to 0.050 in both initial and continuing calibration analyses. Target analytes are qualified if the minimum RRF criteria are not in either the initial calibration analysis or the opening and closing continuing calibration standard analysis. Positive results are qualified "J". Non-detect results are qualified if the minimum RRF <0.050 (or 0.010 for specifics) are qualified "R", unusable

Trace Level Volatile Organic Analysis - The laboratory performed an aqueous (Trace Volatile Organic Analysis) initial calibration on May 25, 2010 (Inst. J.i). The laboratory summarized the RRF data on the CLP Form 6A. The laboratory included all raw data and instrument summary forms in the data report for review. The RRF of all target compounds met QC criteria in this initial calibration curve analysis.

Three (3) opening and three (3) closing continuation calibration standards are associated with this sample set. The opening CCV standards were analyzed May 25, 2010. The opening and closing CCV standards are reported on each day of analysis. The RRF criteria for each of the opening and closing CCV standards met the QC criteria specified in the cited data validation guidelines.

ORGANIC DATA ASSESSMENT

6. GC/MS CALIBRATION (cont'd):

A) RESPONSE FACTOR:

The laboratory performed an additional aqueous (Trace Volatile Organic Analysis) initial calibration on May 27, 2010 (Inst. J.i). The laboratory summarized the RRF data on the CLP Form 6A. The laboratory included all raw data and instrument summary forms in the data report for review. The RRF of all target compounds met QC criteria in this initial calibration curve analysis.

One (1) closing continuation calibration standard is associated with this curve analysis. The CCV standard was analyzed May 27, 2010 and is associated with the refrigerator blank analysis. The RRF criteria for each target analyte met the QC criteria specified in the cited data validation guidelines.

B) PERCENT RELATIVE STANDARD DEVIATION (RSD) AND PERCENT DIFFERENCE (%D):

Trace Volatile Organic Analyses - Percent RSD is calculated from the initial calibration and is used to indicate the stability of the specific compound response factor over increasing concentration. Percent D compares the response factor of the compounds in the continuing calibration standard to the mean response factor (RRF) from the initial calibration. Percent D is a measure of the instrument's daily performance. US EPA data validation criteria states that the percent RSD must be less than or equal to 40% for the volatile compounds and surrogate compounds listed in Table 3 and there associated Deuterated Monitoring compounds. All other %RSD must be less than or equal to 30% in the initial calibration curve analysis.

The %D in the opening CCV standard must be <40% for the compounds listed in Table 3 of the method. All other volatile organic compounds have a criteria <50% in the closing continuing calibration standard. A value outside of these limits indicates potential detection and quantitation errors. For these reasons, all positive results are flagged as estimated, "J" and non-detects may be flagged "UJ", based on professional judgment. If %RSD and %D grossly exceed QC criteria (>90%), non-detects data may be qualified "R", unusable.

Trace Volatile Organic Analyses - The laboratory performed an aqueous (Trace Volatile Organic Analysis) initial calibration on May 25, 2010 (Inst. J.i). The laboratory summarized the %RSD data on the CLP Form 6A. The laboratory included all raw data and instrument summary forms in the data report for review. The %RSD of all target compounds met QC criteria in this initial calibration curve analysis.

The aqueous samples in this data set were analyzed May 25, 2010. The opening and closing CCV standards are reported on each day of analysis. The %Difference criteria for each of the opening and closing CCV standard met the QC criteria specified in the cited data validation guidelines.

The laboratory performed an additional aqueous (Trace Volatile Organic Analysis) initial calibration on May 27, 2010 (Inst. J.i). The laboratory summarized the %RSD data on the CLP Form 6A. The laboratory included all raw data and instrument summary forms in the data report for review. The %RSD of all target compounds met QC criteria in this initial calibration curve analysis.

The refrigerator blank is associated with this curve analysis and was analyzed May 27, 2010. The CCV standard met the %Difference criteria for the associated CCV standard analysis.

ORGANIC DATA ASSESSMENT

7. GC/MS MASS SPECTROMETER TUNING:

Tuning and performance criteria are established to ensure adequate mass resolution, proper identification of compounds, and to some degree, sufficient instrument sensitivity. These criteria are not sample specific. Instrument performance is determined using standard materials. Therefore, these criteria should be met in all circumstances. The tuning standard for volatile organics is Bromofluorobenzene (BFB).

The tune criteria listed in the data report met or exceeded that required by the method. All tuning criteria associated with these sample analyses were met.

8. GC/MS INTERNAL STANDARDS PERFORMANCE:

Internal standard (IS) performance criteria ensure that the GC/MS sensitivity and response are stable during every run. The method recommends that the internal standard area count must not vary by more than a factor of 2 (-50% to +100%) from the associated continuing calibration standard. The method recommends that the retention time of the internal standard must not vary more than ± 30 seconds from the associated continuing calibration standard. The EPA CLP validation guidelines state that if the area count is outside the (-50% to +100%) range of the associated standard, all of the positive results for compounds quantitated using that IS are qualified estimated, "J", and all non-detects below 50% are qualified "UJ", non-detects above 100% should not be qualified or "R" if there is a severe loss of sensitivity. The internal standard area count evaluation criteria are applied to all field and QC samples.

All samples were spiked with the internal standards Chlorobenzene-d5, 1,4-Difluorobenzene and 1,4-Dichlorobenzene-d4 prior to analysis. The area counts and retention time of each internal standard met QC criteria in all field samples and QC samples associated with this data set.

9. COMPOUND IDENTIFICATION:

Target compounds are identified on the GC/MS by using the analyte's relative retention time (RRT) and by comparison to the ion spectra obtained from known standards. For the results to be a positive hit, the sample peak must be within ± 0.06 RRT units of the standard compound, and have an ion spectra which has a ratio of the primary and secondary ion intensities with 20% of that in the standard compound. The laboratory reported each sample to the Contract Required Quantitation Limit (CRQL) listed in the cited method.

Five (5) aqueous samples, one (1) Field Blank sample and one (1) Trip Blank sample are associated with this data set. The samples were analyzed using USEPA CLP Method SOM01.2. Tentatively Identified Compounds (TIC's) were reported when detected with this data set.

Sample ISCO MW 01 was initially analyzed using a dilution of 1:2 based on the results of preliminary screening and the concentration of target analytes detected at this sample point. A more concentrated analysis was performed (1:1) to report a lower detection limits of all target analytes with the exception of Trichloroethene that were not reported from the initial higher dilution analysis. Trichloroethene exceeded the calibration range of the GC/MS in the 1:1 analysis. Trichloroethene (23 D ug/l) is reported from the 1:2 dilution analysis.

ORGANIC DATA ASSESSMENT

9. COMPOUND IDENTIFICATION (cont'd):

Sample ISCO MW 04 was initially analyzed using a dilution of 1:29.3 based on the results of preliminary screening and the concentration of target analytes detected at this sample point. A more concentrated analysis was performed (1:2.3) to report a lower detection limits of all target analytes with the exception of Trichloroethene that were not reported from the initial higher dilution analysis. Trichloroethene exceeded the calibration range of the GC/MS in the 1:2.3 analysis. Trichloroethene (410 D ug/l) is reported from the 1:29.3 dilution analysis.

Sample ISCO IW 05 was initially analyzed using a dilution of 1:9.2 based on the results of preliminary screening and the concentration of target analytes detected at this sample point. A more concentrated analysis was performed (1:1) to report a lower detection limits of all target analytes with the exception of Acetone and Trichloroethene that were not reported from the initial higher dilution analysis. Acetone and Trichloroethene exceeded the calibration range of the GC/MS in the 1:1 analysis. Acetone (290 D ug/l) and Trichloroethene (120 D ug/l) are reported from the 1:9.2 dilution analysis. The concentration of Acetone in the 1:1 analysis was significantly higher than that in the method blank samples and therefore has not been negated.

Sample ISCO IW 06 was initially analyzed using a dilution of 1:2 based on the results of preliminary screening and the concentration of target analytes detected at this sample point. A more concentrated analysis was performed (1:1) to report a lower detection limits of all target analytes with the exception of Acetone and Trichloroethene that were not reported from the initial higher dilution analysis. Acetone and Trichloroethene exceeded the calibration range of the GC/MS in the 1:1 analysis. Trichloroethene (28 D ug/l) is reported from the 1:2 dilution analysis.

Sample ISCO IW16 was initially analyzed using a dilution of 1:29 based on the results of preliminary screening and the concentration of target analytes detected at this sample point. A more concentrated analysis was performed (1:1) to report a lower detection limit of all target analytes with the exception of Trichloroethene that was reported from the initial higher dilution analysis. Trichloroethene exceeded the calibration range of the GC/MS in the 1:1 analysis. Trichloroethene (390 DE ug/l) is reported from the 1:2.9 dilution analysis. Trichloroethene was still above the calibration range and has been qualified "J" estimated in this sample analysis.

Qualified data result pages are located in Appendix B of this report.

ORGANIC DATA ASSESSMENT

10. FIELD DUPLICATE ANALYSES:

Field duplicate samples are collected and analyzed as an indication of overall precision. These results are expected to have more variability than laboratory duplicate samples. Analytes reported above the reporting limit are listed below. Data was not qualified based on the RPD of field duplicate sample analyses.

Sample ISCO MW04 (830641) was collected in duplicate. Field duplicate data is summarized in the report in which the parent sample is reported. Below is a summary of detected target analytes.

Sample ID: ISCO MW04 (830641)/ISCO IW-16 (830644)

Analyte	Result (ug/l)	Result (ug/l)	RPD (%)
Acetone	5.3 JB	3.0 JB	55.4
Carbon Disulfide	ND	0.082 JB	NC
Methylene Chloride	0.22 JB	ND	NC
Methyl tert-butyl ether	0.69 J	0.71 J	2.86
cis 1,2-Dichloroethene	2.7	2.8	3.64
Trichloroethene	410*	390**	5.0
Tetrachloroethene	2.7	2.7	0
1,1,1-Trichloroethane	ND	0.055 J	NC
1,1,2-Trichloroethane	ND	0.089 J	NC
1,2,3-Trichlorobenzene	ND	0.035 JB	NC

ND denotes not detected
NC denotes not calculated

* reported from a 1:29.3 DL analysis

** reported from a 1:2.9 DL analysis

A review of the compounds detected in each of the field duplicate samples was made. Sample results that are reported between the MDL and the laboratory reporting limit are qualified "J" by the laboratory. These results at the lower end of the calibration range have more variability than those reported above the laboratory reporting limit. No action was taken based on the results of the field duplicate samples in this data set.

11. SYSTEM PERFORMANCE AND OVERALL ASSESSMENT

Analytical/method QC criteria was met for these analyses except where explained in the laboratory case narrative and the detailed in this validation report. The data reported by the laboratory agrees with the raw data provided in the final report. The laboratory provided a complete data package and reported all data using acceptable protocols and laboratory qualifiers as defined in the report package. All QC anomalies associated with this data set have been explained in the above sections of this data validation report.

All sample results are reported to the method detection limit except where detailed above. Reporting limits and positive results are adjusted based on the sample volume/weight utilized for each extraction procedure. The data reported in this data set is acceptable for use, with the noted data qualifiers.

Appendix B of this report contains copies of qualified data result pages.

DATA VALIDATION FOR: Target Analyte List of Metals (TAL)
SITE: Lawrence Aviation Superfund Site
CONTRACT LAB: Test America Laboratories
South Burlington, VT
SDG NO.: 137390
REVIEWER: Renee Cohen
DATE REVIEW COMPLETED: August, 2010
MATRIX: Aqueous

The Chain of Custody (COC) documentation associated with this data set listed six (6) aqueous samples. These samples were collected May 17, 2010, May 18, 2010 and May 20, 2010 and delivered to Test America Laboratories located in South Burlington, VT on May 21, 2010.

The data evaluation was performed according to the guidelines noted in the "National Functional Guidelines for Inorganic Data Review", February 1999 and the USEPA Region II SOP for the Review of Inorganic Data (HW-2, Rev. 13 (10/06)).

Several factors should be noted for all persons using this data. Persons using this data should be aware that no result is guaranteed to be accurate even if it has passed all QC tests. The main purpose of this review is to appropriately qualify outliers and to determine whether the results presented meet the specific site/project criteria for data quality and data use.

Table I of this report contains a cross reference between the Field Sample ID's and the Laboratory Sample ID's. Appendix A of this report contains a summary of the data qualifiers that may be used in the report. Appendix B contains the qualified data result pages. Appendix C contains the Chain of Custody (COC) documents associated with this data set.

The samples in this data set were analyzed for TAL metals. These samples were also analyzed for Volatile Organic Analytes (VOA) and miscellaneous wet chemistry analytes. The data review associated with these analyses is located in stand alone data reports that are enclosed with this complete report.

1. OVERVIEW

Six (6) samples were collected May 17-20, 2010 and delivered to Test America Laboratories located in South Burlington, VT on May 21, 2010. The samples are reported in laboratory SDG 137390. Table 1 of this report lists each of the field sample and laboratory sample ID's. The samples were analyzed for the parameters listed on the COC documents. A full deliverable report was required to report the sample results. Six (6) aqueous samples in this data set were prepared and analyzed for the TAL Metal list of analytes.

2. HOLDING TIME

The amount of an analyte in a sample can change with time due to chemical instability, degradation, volatilization, etc. If the specified holding time is exceeded, the data may not be valid. Metals with the exception of Mercury, is required to be digested and analyzed within 180 days of Verified Time of Sample Receipt (VTSR). Mercury samples are to be digested and analyzed within 26 days of VTSR.

The aqueous samples were prepared and analyzed for the Target Analyte Metals (TAL). The ICP Metals were prepared in one batch on May 22, 2010. The digestates were analyzed in one (1) sequence on May 24, 2010. The samples were prepared for Mercury analysis on May 26, 2010 and analyzed in one (1) sequence on May 27, 2010.

All sample digestion and analyses associated with this data set were performed within the method holding time.

3. CALIBRATION ANALYSIS

Inductively Coupled Plasma (ICP) was utilized for these analyses. The ICP was calibrated using the calibration standards required by the manufacturer. An initial calibration verification (ICV) standard is then analyzed to verify instrument calibration. One (1) continuing calibration standard was analyzed after each ten (10) field samples. One (1) analytical sequence is associated with this data set. All target analytes were analyzed and reported. The laboratory reported provided raw data of each sequence for review. All ICV and CCV standards associated with this data set met QC criteria in each of these analytical sequences.

The Mercury analyses were performed in one (1) analytical sequence. The sample associated with this data set was analyzed on May 27, 2010. The laboratory reported provided raw data for this sequence to review. Review of the raw data to the results reported on the summary forms was made. All raw data matched that reported on the summary forms. All QC criteria were met in the data associated with this data set.

4. ICP CRDL STANDARD

The CRDL standard is used for the verification of instrument linearity near the CRDL. The CRDL standard control limits are 70%-130% recovery. If the CRDL standard falls outside of the control limits, associated data less than or equal to the 10X the CRDL are qualified estimated (J or UJ) or rejected (R) depending on the recovery of the CRDL standard and the concentration of the analyte in the sample. When the CRDL standard exceeds the control limit, indicating a high bias samples are qualified estimated (J or UJ).

The laboratory analyzed one (1) CRDL standard with the ICP analytical sequence. The recovery of all target analytes met QC criteria in the ICP analytical sequence.

5. ICP INTERFERENCE CHECK STANDARD

The Interference Check Standard (ICS) is used to verify the laboratory interelement and background correction factors of the ICP. Two solutions comprise the ICS A and ICS AB. Solution A consists of the interferent metals while solution AB is the group of target analytes and the interferent metals. An ICS analysis consists of analyzing both solutions consecutively for all wavelengths used for each analyte reported by ICP. The ICP ICS standards are to be analyzed at the beginning and end of each analytical run. The results are to fall within control limits of $\pm 20\%$ of the true value.

The laboratory analyzed one (1) ICSA and one (1) ICSAB standard with this ICP analytical sequence. These QC samples are used to verify the laboratory interelement and background correction factors of the ICP. The recovery of all target analytes met QC criteria in the analytical sequence associated with this data set.

6. MATRIX SPIKE (MS) ANALYSIS

The spike sample analysis provides information about the effect of the sample matrix upon the digestion and measurement methodology. The spike control limits are 75%-125% when the sample concentration is less than four (4) times the spike added. If the matrix spike recoveries fall in the range of 30%-74%, the sample results may be biased low and are qualified as estimated (J or UJ). If the matrix spike recoveries fall in the range of 126%-200%, sample results may be biased high. Positive results are qualified estimated (J). If the spike recovery is greater than 125% and the reported sample results are less than the IDL the data point is acceptable for use. If the matrix spike recovery is greater than 200%, the associated sample data are unusable and are rejected (R). If matrix spike results are less than 30%, the associated non-detect results are qualified unusable and rejected (R), and the results reported above the IDL are qualified estimated (J).

Site specific MS analysis was not prepared or analyzed with these ICP Metal or CVAA Mercury analyses.

7. POST DIGESTION SPIKE ANALYSIS

The post digestion spike sample analysis provides additional information about the effect of the sample matrix upon the digestion and measurement methodology. The post digestion spike is performed for each analyte that the pre-digestion spike recovery falls outside the 75-125% control limit.

Post digestion spike analysis was not reported with this data set.

8. DUPLICATE SAMPLE ANALYSIS

The laboratory duplicate sample analysis is used to evaluate the laboratory precision of the method for each analyte. If the duplicate sample analysis results for a particular analyte fall outside the control windows of 20% RPD or \pm CRDL, whichever is appropriate depending upon the concentration of the sample, the associated sample results are qualified "J" estimated.

Laboratory duplicate analysis was not reported with this data set.

9. ICP SERIAL DILUTION

The serial dilution analysis indicates whether significant physical or chemical interference's exist due to the sample matrix. If the concentration of any analyte in the original sample is greater than 50 times the instrument detection limit (IDL), an analysis of a 5-fold dilution samples must yield results which have a percent difference (%D) of less than or equal to 10 with the original sample results. If the %D of the serial dilution exceeds the 10% (and is not greater than 100%) for a particular analyte, all the associated sample results are qualified estimated (J).

Serial dilution analysis was performed on sample ISCO MW-04 (830641). The %Difference of all target analytes in the serial dilution analysis met QC criteria.

10. BLANKS

Blank analyses are assessed to determine the existence and magnitude of contamination problems. The criteria for the evaluation of blanks applies to all blanks, including but not limited to reagent blanks, method blanks and field blanks. The responsibility for action in the case of an unsuitable blank result depends upon the circumstances and the origin of the blank itself. If the problem with any blank exists, then all associated data must be carefully evaluated to determine whether there is inherent variability in the data for that case, or the problem is an isolated occurrence not affecting other data.

The laboratory provided a summary report form for the method blank associated the sample preparation batch. The ICP preparation blank was free from contamination of all target analytes above the reporting limit.

The preparation blank associated with the Mercury sample analysis was free from contamination.

The laboratory provided summary forms to report the ICB and CCB analyses. All QC criteria were met in the ICB/CCB analyses associated with this data set.

11. LABORATORY CONTROL SAMPLE ANALYSIS (LCS)

The laboratory control sample (LCS) analysis provides information about the efficiency of the laboratory digestion procedure. If the recovery of any analyte is outside the established control limits, then laboratory performance and method accuracy are in question. Professional judgment is used to determine of data should be qualified or rejected.

The ICP LCS sample was fortified with all target analytes. Recovery limits of 80%-120% were applied to each target analyte. The recovery of all target analytes met QC criteria in the LCS sample.

All recoveries in the Mercury Laboratory Control Sample associated with this data set met QC criteria. Field duplicate samples are collected and analyzed as an indication of overall precision. These results are expected to have more variability than laboratory duplicate samples. Analytes reported above the reporting limit are listed below. Data was not qualified based on the RPD of field duplicate sample analyses.

12. FIELD DUPLICATE SAMPLE ANALYSIS

Field duplicate samples are collected and analyzed as an indication of overall precision. These results are expected to have more variability than laboratory duplicate samples. Analytes reported above the reporting limit are listed below. Data was not qualified based on the RPD of field duplicate sample analyses.

Sample ISCO MW04 (830641) was collected in duplicate. Field duplicate data is summarized in the report in which the parent sample is reported. Below is a summary of detected target analytes.

Sample ID: ISCO MW04 (830641)/ISCO IW-16 (830644)

Analyte	Result (ug/l)	Result (ug/l)	RPD (%)
Aluminum	14000	13900	<1
Barium	82 J	80.5 J	1.85
Beryllium	2.3 J	2.3 J	0
Calcium	18700	18500	1.07
Cadmium	0.78 J	0.72 J	8.0
Cobalt	ND	1.0 J	NC
Chromium	21.3	21.4	<1
Iron	174	168	3.51
Magnesium	8850	8690	1.82
Manganese	597	619	3.64
Sodium	24800	24500	1.22
Nickel	241	239 J	<1
Lead	6.3 J	5.5 J	13.6
Potassium	13000	13100	<1
Zinc	39.1	38.6 J	1.29

ND denotes not detected

NC denotes not calculated

A review of the compounds detected in each of the field duplicate samples was made. The PRD among the duplicate samples indicates acceptable precision. No action was taken based on the results of the field duplicate samples in this data set.

13. INSTRUMENT QC DATA

The laboratory provided the required annual and semiannual ICP Instrument QC summary report forms in this data report. This information was not reviewed by this data validator. All annual and semiannual QC studies were performed by the laboratory.

14. COMPOUND IDENTIFICATION

Six (6) aqueous samples were analyzed for TAL Metals. The sample was analyzed in accordance with the required method (ILM05.4). The samples data was reported in the units ug/l (ppb).

15. SYSTEM PERFORMANCE AND OVERALL ASSESSMENT

This data set included the reporting of six (6) aqueous samples. The samples were analyzed for the TAL metals list. A copy of the Chain of Custody is located in Appendix C of this report. The sample results are reported in accordance with the cited methods.

The TAL metals reported in this data set are acceptable for use without data qualifiers.

Data Validation Report

DATA VALIDATION FOR: **Miscellaneous Wet Chemistry**

SITE: **Lawrence Aviation Superfund Site**

CONTRACT LAB: **Test America Laboratories**
 South Burlington, VT

SDG: **137390**

REVIEWER: **Rence Cohen**

DATE REVIEW COMPLETED: **August, 2010**

MATRIX: **Aqueous**

The Chain of Custody (COC) documentation associated with this data set included eight (8) aqueous samples. The samples were collected on April 27, 2010 and April 28, 2010. The samples was delivered to Test America Laboratories located in South Burlington, VT on April 30, 2010. The sample was then subcontracted to the Test America Laboratories location in Savannah , GA. The sample was received in Georgia on May 1, 2010.

The data evaluation was performed in accordance with the QAPP that was developed for this site as well as method recommended QC practices. Several factors should be noted for all persons using this data. Persons using this data should be aware that no result is guaranteed to be accurate even if it has passed all QC tests. The main purpose of this review is to appropriately qualify outliers and to determine whether the results presented meet the specific site/project criteria for data quality and data use.

Table 1 of this report contains a cross reference between the Field Sample ID's and the Laboratory Sample ID's. Appendix A of this report contains a summary of the data qualifiers that may be used in the report. Appendix B contains the qualified data result pages. Appendix C contains the Chain of Custody (COC) documents associated with this data set.

The samples in this data set were analyzed for Miscellaneous Wet Chemistry parameters that were specified on the COC documents that accompanied the samples to the laboratory. This data review is associated with these Miscellaneous Wet Chemistry Analyses.

1. OVERVIEW

Five (5) aqueous samples were collected May 17, 2010, May 18, 2010 and May 20, 2010 and received at Test America Laboratories located in South Burlington, VT on May 21, 2010. The Wet Chemistry analytes that were listed on the COC documentation were subcontracted to the Test America Laboratory located in Savannah GA.

Table 1 of this report is a summary of the field sample ID and laboratory sample ID. The samples in this data set were analyzed for the parameters listed on the COC documents. A full data deliverable was generated to report these analyses.

These samples were analyzed for Chloride (EPA Method 300.0), Sulfate (EPA Method 300.0), Total Dissolved Solids (SM2540C), Total Suspended Solids (SM2540D), Alkalinity (SM2320B) and Total Organic Carbon (SM5310B).

2. HOLDING TIME

The amount of an analyte in a sample can change with time due to chemical instability, degradation, volatilization, etc. If the specified holding time is exceeded, the data may not be valid. The miscellaneous wet chemistry analytes have specific holding times cited in the approved method.

The samples in this data set were prepared and analyzed for the cited analyses within the method specified holding times.

3. CALIBRATION ANALYSIS

The laboratory summarized the initial and continuing calibration data associated with each of the wet chemistry analytes where applicable. All initial and continuing calibration standard analyses associated with this data set met QC criteria.

4. MATRIX SPIKE (MS) ANALYSIS

Multiple samples were utilized for the matrix spike analyses for each of these parameters. Acceptable recovery of the MS is +/- 25% of the True Value. Site specific matrix spike analysis was performed on sample ISCO IW06 for Chloride and Sulfate by Ion Chromatography (EPA Method 300.0). The recovery of Chloride and Sulfate met QC criteria in the matrix spike analysis.

5. DUPLICATE SAMPLE ANALYSIS

The laboratory duplicate sample analysis is used to evaluate the laboratory precision of the method for each analyte. If the duplicate sample analysis results for a particular analyte fall outside the control windows of 20% RPD or +/- CRDL, whichever is appropriate depending upon the concentration of the sample, the associated sample results are qualified "J" estimated. Sample ISCO MW01 was prepared and analyzed in duplicate for Total Dissolved Solids. The RPD of these duplicate analyses met QC criteria.

6. BLANKS

Blank analyses are assessed to determine the existence and magnitude of contamination problems. The criteria for the evaluation of blanks applies to all blanks, including but not limited to reagent blanks, method blanks and field blanks. The responsibility for action in the case of an unsuitable blank result depends upon the circumstances and the origin of the blank itself. If the problem with any blank exists, then all associated data must be carefully evaluated to determine whether there is inherent variability in the data for that case, or the problem is an isolated occurrence not affecting other data.

The laboratory prepared and analyzed a method blank/preparation blank with each batch of samples for all of the Wet Chemistry analytes. Each of the method blank and/or preparation blank samples associated with this data set was free from contamination of the target analyte above the reporting limit.

7. LABORATORY CONTROL SAMPLE ANALYSIS (LCS)

The laboratory control sample (LCS) analysis provides information about the efficiency of the laboratory digestion procedure. If the recovery of any analyte is outside the established control limits, then laboratory performance and method accuracy are in question. Professional judgment is used to determine if data should be qualified or rejected.

The laboratory reported LCS and/or LCSD recovery for each of the analyses reported with this data set. The recovery of each LCS and/or LCSD met QC criteria.

8. COMPOUND IDENTIFICATION

All samples results are reported in accordance with the cited methods. Each of the samples in this data set were prepared and analyzed without dilution with the exception of the Ion Chromatography analyses (300.0). The Chloride and Sulfate analyses were analyzed using a dilution due to the color and appearance of the sample. Reporting limits have been elevated to reflect the sample dilution utilized for these analyses.

9. FIELD DUPLICATE DATA RESULTS:

Field duplicate samples are taken and analyzed as an indication of overall precision. These measure both field and laboratory precision; therefore, the results may have more variability than lab duplicate samples. Soil samples are also expected to have a greater variance due to the difficulties associated with collecting exact duplicate soil samples. Data was not qualified based on the results of the field duplicate sample data.

Sample ISCO MW04 (830641) was collected in duplicate. Field duplicate data is summarized in the report in which the parent sample is reported. Below is a summary of detected target analytes.

Sample ID: ISCO MW04 (830641)/ISCO IW-16 (830644)

Analyte	Result (mg/l)	Result (mg/l)	RPD (%)
Chloride	32	32	0
Sulfate	31	30	3.28
TOC	3.5	2.2	4.56
Alkalinity	21	27	2.50
TDS	270	250	7.69
TSS	ND	ND	NC

ND denotes not detected

NC denotes not calculated

10. SYSTEM PERFORMANCE AND OVERALL ASSESSMENT

The inorganic analyses associated with this data set included the reporting of five (5) aqueous samples. The samples were analyzed for Miscellaneous Wet Chemistry analytes as noted on the COC documents that accompanied the data set. A copy of the Chain of Custody is located in Appendix C of this report. The sample results are reported in accordance with the cited methods.

The Miscellaneous Wet Chemistry data results are acceptable for use without data qualification.

TABLE 1

FIELD SAMPLE ID

LABORATORY ID

ISCO MW01	830640
ISCO MW04	830641
ISCO IW05	830642
ISCO IW06	830643
ISCO IW16	830644
FB 100520	830645
TRIP BLANK	830646
VHBLK01	830647

APPENDIX A

DATA QUALIFIER DEFINITIONS

U - The analyte was analyzed for, but was not detected above the reported sample quantitation limit.

J - The analyte was positively identified; the associated numerical value is the approximate concentration of the analyte in the sample.

N - The analysis indicates the presence of an analyte for which there is presumptive evidence to make a “tentative identification.”

NJ - The analysis indicates the presence of an analyte that has been “tentatively identified” and the associated numerical value represents its approximate concentration.

UJ - The analyte was not detected above the reported sample quantitation limit. However, the reported quantitation limit is approximate and may or may not represent the actual limit of quantitation necessary to accurately and precisely measure the analyte in the sample.

R - The sample results are unreliable/unusable. The presence or absence of the analyte cannot be verified.

K - The analyte is present. The reported value may be biased high. The actual value is expected to be lower than reported.

L - The analyte is present. The reported value may be biased low. The actual value is expected to be higher than reported.

UL - The analyte was not detected, and the reported quantitation limit is probably higher than reported.

APPENDIX B

1A - FORM I VOA-1
VOLATILE ORGANICS ANALYSIS DATA SHEET

EPA SAMPLE NO.

ISCO MW01

Lab Name: TESTAMERICA BURLINGTON

Contract: 29000

Lab Code: STLV Case No.: LASS

Mod. Ref No.:

SDG No.: NY137390

Matrix: (SOIL/SED/WATER) Water

Lab Sample ID: 830640

Sample wt/vol: 25.0 (g/mL) mL

Lab File ID: 830640D2

Level: (TRACE/LOW/MED) TRACE

Date Received: 05/21/2010

% Moisture: not dec.

Date Analyzed: 05/25/2010

GC Column: DB-624 ID: 0.53 (mm)

Dilution Factor: 1.0

Soil Extract Volume: (uL)

Soil Aliquot Volume: (uL)

Purge Volume: 25.0 (mL)

CAS NO.	COMPOUND	CONCENTRATION UNITS:		Q
		(ug/L or ug/kg)	ug/L	
			0.50	U
75-71-8	Dichlorodifluoromethane		0.50	U
74-87-3	Chloromethane		0.50	U
75-01-4	Vinyl chloride		0.50	U
74-83-9	Bromomethane		0.50	U
75-00-3	Chloroethane		0.50	U
75-69-4	Trichlorofluoromethane		0.50	U
75-35-4	1,1-Dichloroethene		0.50	U
76-13-1	1,1,2-Trichloro-1,2,2-trifluoroethane		6.4	B U
67-64-1	Acetone		0.50	U
75-15-0	Carbon disulfide		0.50	U
79-20-9	Methyl acetate		0.060	JB U
75-09-2	Methylene chloride		0.50	U
156-60-5	trans-1,2-Dichloroethene		1.3	
1634-04-4	Methyl tert-butyl ether		0.50	U
75-34-3	1,1-Dichloroethane		0.30	J
156-59-2	cis-1,2-Dichloroethene		5.0	U
78-93-3	2-Butanone		0.50	U
74-97-5	Bromochloromethane		0.50	U
67-66-3	Chloroform		0.50	U
71-55-6	1,1,1-Trichloroethane		0.50	U
110-82-7	Cyclohexane		0.50	U
56-23-5	Carbon tetrachloride		0.50	U
71-43-2	Benzene		0.50	U
107-06-2	1,2-Dichloroethane			

Report 1,4-Dioxane for Low-Medium VOA analysis only

SOM01.2

1B - FORM I VOA-2
VOLATILE ORGANICS ANALYSIS DATA SHEET

EPA SAMPLE NO.

ISCO MW01

Lab Name: TESTAMERICA BURLINGTON Contract: 29000
 Lab Code: STLV Case No.: LASS Mod. Ref No.: SDG No.: NY137390
 Matrix: (SOIL/SED/WATER) Water Lab Sample ID: 830640
 Sample wt/vol: 25.0 (g/mL) mL Lab File ID: 830640D2
 Level: (TRACE/LOW/MED) TRACE Date Received: 05/21/2010
 % Moisture: not dec. Date Analyzed: 05/25/2010
 GC Column: DB-624 ID: 0.53 (mm) Dilution Factor: 1.0
 Soil Extract Volume: (uL) Soil Aliquot Volume: (uL)
 Purge Volume: 25.0 (mL)

CAS NO.	COMPOUND	CONCENTRATION UNITS: (ug/L or ug/kg) ug/L	Q
79-01-6	Trichloroethene	23	E
108-87-2	Methylcyclohexane	0.50	U
78-87-5	1,2-Dichloropropane	0.50	U
75-27-4	Bromodichloromethane	0.50	U
10061-01-5	cis-1,3-Dichloropropene	0.50	U
108-10-1	4-Methyl-2-pentanone	5.0	U
108-88-3	Toluene	0.15	J
10061-02-6	trans-1,3-Dichloropropene	0.50	U
79-00-5	1,1,2-Trichloroethane	0.50	U
127-18-4	Tetrachloroethene	0.18	J
591-78-6	2-Hexanone	5.0	U
124-48-1	Dibromochloromethane	0.50	U
106-93-4	1,2-Dibromoethane	0.50	U
108-90-7	Chlorobenzene	0.50	U
100-41-4	Ethylbenzene	0.50	U
95-47-6	o-Xylene	0.50	U
179601-23-1	m,p-Xylene	0.069	J
100-42-5	Styrene	0.50	U
75-25-2	Bromoform	0.50	U
98-82-8	Isopropylbenzene	0.50	U
79-34-5	1,1,2,2-Tetrachloroethane	0.50	U
541-73-1	1,3-Dichlorobenzene	0.50	U
106-46-7	1,4-Dichlorobenzene	0.50	U
95-50-1	1,2-Dichlorobenzene	0.50	U
96-12-8	1,2-Dibromo-3-chloropropane	0.50	U
120-82-1	1,2,4-Trichlorobenzene	0.50	U
87-61-6	1,2,3-Trichlorobenzene	0.50	U

SOM01.2

1J - FORM I VOA-TIC
 VOLATILE ORGANICS ANALYSIS DATA SHEET
 TENTATIVELY IDENTIFIED COMPOUNDS

EPA SAMPLE NO.
 ISCO MW01

Lab Name: TESTAMERICA BURLINGTON Contract: 29000
 Lab Code: STLV Case No.: LASS Mod. Ref No.: SDG No.: NY137390
 Matrix: (SOIL/SED/WATER) Water Lab Sample ID: 830640
 Sample wt/vol: 25.0 (g/mL) mL Lab File ID: 830640D2
 Level: (TRACE or LOW/MED) TRACE Date Received: 05/21/2010
 % Moisture: not dec. Date Analyzed: 05/25/2010
 GC Column: DB-624 ID: 0.53 (mm) Dilution Factor: 1.0
 Soil Extract Volume: (uL) Soil Aliquot Volume: (uL)
 CONCENTRATION UNITS: (ug/L or ug/kg) ug/L Purge Volume: 25.0 (mL)

	CAS NUMBER	COMPOUND NAME	RT	EST. CONC.	Q
01		Unknown	7.00	3.1	JXB
02					
03					
04					
05					
06					
07					
08					
09					
10					
11					
12					
13					
14					
15					
16					
17					
18					
19					
20					
21					
22					
23					
24					
25					
26					
27					
28					
29					
30					
	E966796(1)	Total Alkanes	N/A		

(1) EPA-designated Registry Number.

SOM01.2

1A - FORM I VOA-1
VOLATILE ORGANICS ANALYSIS DATA SHEET

EPA SAMPLE NO.
ISCO MW01DL

Lab Name: TESTAMERICA BURLINGTON Contract: 29000
 Lab Code: STLV Case No.: LASS Mod. Ref No.: SDG No.: NY137390
 Matrix: (SOIL/SED/WATER) Water Lab Sample ID: 830640D1
 Sample wt/vol: 25.0 (g/mL) mL Lab File ID: 830640D
 Level: (TRACE/LOW/MED) TRACE Date Received: 05/21/2010
 % Moisture: not dec. Date Analyzed: 05/25/2010
 GC Column: DB-624 ID: 0.53 (mm) Dilution Factor: 2.0
 Soil Extract Volume: (uL) Soil Aliquot Volume: (uL)
 Purge Volume: 25.0 (mL)

CAS NO.	COMPOUND	CONCENTRATION UNITS:		Q
		(ug/L or ug/kg)	ug/L	
75-71-8	Dichlorodifluoromethane		1.0	U
74-87-3	Chloromethane		1.0	U
75-01-4	Vinyl chloride		1.0	U
74-83-9	Bromomethane		1.0	U
75-00-3	Chloroethane		1.0	U
75-69-4	Trichlorofluoromethane		1.0	U
75-35-4	1,1-Dichloroethene		1.0	U
76-13-1	1,1,2-Trichloro-1,2,2-trifluoroethane		1.0	U
67-64-1	Acetone		1.0	U
75-15-0	Carbon disulfide	7.3	7.3	DJB U
79-20-9	Methyl acetate	0.12	0.12	DJB U
75-09-2	Methylene chloride	0.15	0.15	DJB U
156-60-5	trans-1,2-Dichloroethene		1.0	U
1634-04-4	Methyl tert-butyl ether		1.0	D
75-34-3	1,1-Dichloroethane		1.0	U
156-59-2	cis-1,2-Dichloroethene		0.29	DJ
78-93-3	2-Butanone		10	U
74-97-5	Bromochloromethane		1.0	U
67-66-3	Chloroform		1.0	U
71-55-6	1,1,1-Trichloroethane		1.0	U
110-82-7	Cyclohexane		1.0	U
56-23-5	Carbon tetrachloride		1.0	U
71-43-2	Benzene		1.0	U
107-06-2	1,2-Dichloroethane		1.0	U

Report 1,4-Dioxane for Low-Medium VOA analysis only

SOM01.2

1B - FORM I VOA-2
VOLATILE ORGANICS ANALYSIS DATA SHEET

EPA SAMPLE NO.

ISCO MW01DL

Lab Name: TESTAMERICA BURLINGTON Contract: 29000
 Lab Code: STLV Case No.: LASS Mod. Ref No.: SDG No.: NY137390
 Matrix: (SOIL/SED/WATER) Water Lab Sample ID: 830640D1
 Sample wt/vol: 25.0 (g/mL) mL Lab File ID: 830640D
 Level: (TRACE/LOW/MED) TRACE Date Received: 05/21/2010
 % Moisture: not dec. Date Analyzed: 05/25/2010
 GC Column: DB-624 ID: 0.53 (mm) Dilution Factor: 2.0
 Soil Extract Volume: (uL) Soil Aliquot Volume: (uL)
 Purge Volume: 25.0 (mL)

CAS NO.	COMPOUND	CONCENTRATION UNITS:		Q
		(ug/L or ug/kg)	ug/L	
79-01-6	Trichloroethene		23	D
108-87-2	Methylcyclohexane		1.0	U
78-87-5	1,2-Dichloropropane		1.0	U
75-27-4	Bromodichloromethane		1.0	U
10061-01-5	cis-1,3-Dichloropropene		1.0	U
108-10-1	4-Methyl-2-pentanone		10	U
108-88-3	Toluene		0.15	DJ
10061-02-6	trans-1,3-Dichloropropene		1.0	U
79-00-5	1,1,2-Trichloroethane		1.0	U
127-18-4	Tetrachloroethene		0.19	DJ
591-78-6	2-Hexanone		10	U
124-48-1	Dibromochloromethane		1.0	U
106-93-4	1,2-Dibromoethane		1.0	U
108-90-7	Chlorobenzene		1.0	U
100-41-4	Ethylbenzene		1.0	U
95-47-6	o-Xylene		1.0	U
179601-23-1	m,p-Xylene		0.079	DJ
100-42-5	Styrene		1.0	U
75-25-2	Bromoform		1.0	U
98-82-8	Isopropylbenzene		1.0	U
79-34-5	1,1,2,2-Tetrachloroethane		1.0	U
541-73-1	1,3-Dichlorobenzene		1.0	U
106-46-7	1,4-Dichlorobenzene		1.0	U
95-50-1	1,2-Dichlorobenzene		1.0	U
96-12-8	1,2-Dibromo-3-chloropropane		1.0	U
120-82-1	1,2,4-Trichlorobenzene		1.0	U
87-61-6	1,2,3-Trichlorobenzene		1.0	U

SOM01.2

1J - FORM I VOA-TIC
 VOLATILE ORGANICS ANALYSIS DATA SHEET
 TENTATIVELY IDENTIFIED COMPOUNDS

EPA SAMPLE NO.
 ISCO MW01DL

Lab Name: TESTAMERICA BURLINGTON Contract: 29000
 Lab Code: STLV Case No.: LASS Mod. Ref No.: SDG No.: NY137390
 Matrix: (SOIL/SED/WATER) Water Lab Sample ID: 830640D1
 Sample wt/vol: 25.0 (g/mL) mL Lab File ID: 830640D
 Level: (TRACE or LOW/MED) TRACE Date Received: 05/21/2010
 % Moisture: not dec. Date Analyzed: 05/25/2010
 GC Column: DB-624 ID: 0.53 (mm) Dilution Factor: 2.0
 Soil Extract Volume: (uL) Soil Aliquot Volume: (uL)
 CONCENTRATION UNITS: (ug/L or ug/kg) ug/L Purge Volume: 25.0 (mL)

	CAS NUMBER	COMPOUND NAME	RT	EST. CONC.	Q
01		Unknown	7.00	6.2	JXBD U
02					
03					
04					
05					
06					
07					
08					
09					
10					
11					
12					
13					
14					
15					
16					
17					
18					
19					
20					
21					
22					
23					
24					
25					
26					
27					
28					
29					
30					
	E966796(1)	Total Alkanes	N/A		

(1) EPA-designated Registry Number.

SOM01.2

1A - FORM I VOA-1
VOLATILE ORGANICS ANALYSIS DATA SHEET

EPA SAMPLE NO.
ISCO MW04

Lab Name: TESTAMERICA BURLINGTON Contract: 29000
 Lab Code: STLV Case No.: LASS Mod. Ref No.: SDG No.: NY137390
 Matrix: (SOIL/SED/WATER) Water Lab Sample ID: 830641
 Sample wt/vol: 25.0 (g/mL) mL Lab File ID: 830641D2
 Level: (TRACE/LOW/MED) TRACE Date Received: 05/21/2010
 % Moisture: not dec. Date Analyzed: 05/25/2010
 GC Column: DB-624 ID: 0.53 (mm) Dilution Factor: 2.3
 Soil Extract Volume: (uL) Soil Aliquot Volume: (uL)
 Purge Volume: 25.0 (mL)

CAS NO.	COMPOUND	CONCENTRATION UNITS: (ug/L or ug/kg) ug/L	Q
75-71-8	Dichlorodifluoromethane	1.2	U
74-87-3	Chloromethane	1.2	U
75-01-4	Vinyl chloride	1.2	U
74-83-9	Bromomethane	1.2	U
75-00-3	Chloroethane	1.2	U
75-69-4	Trichlorofluoromethane	1.2	U
75-35-4	1,1-Dichloroethene	1.2	U
76-13-1	1,1,2-Trichloro-1,2,2-trifluoroethane	1.2	U
67-64-1	Acetone	5.3	JB U
75-15-0	Carbon disulfide	1.2	U
79-20-9	Methyl acetate	1.2	U
75-09-2	Methylene chloride	0.22	JB U
156-60-5	trans-1,2-Dichloroethene	1.2	U
1634-04-4	Methyl tert-butyl ether	0.69	J
75-34-3	1,1-Dichloroethane	1.2	U
156-59-2	cis-1,2-Dichloroethene	2.7	
78-93-3	2-Butanone	12	U
74-97-5	Bromochloromethane	1.2	U
67-66-3	Chloroform	1.2	U
71-55-6	1,1,1-Trichloroethane	1.2	U
110-82-7	Cyclohexane	1.2	U
56-23-5	Carbon tetrachloride	1.2	U
71-43-2	Benzene	1.2	U
107-06-2	1,2-Dichloroethane	1.2	U

Report 1,4-Dioxane for Low-Medium VOA analysis only

SOM01.2

1B - FORM I VOA-2
VOLATILE ORGANICS ANALYSIS DATA SHEET

EPA SAMPLE NO.
ISCO MW04

Lab Name: TESTAMERICA BURLINGTON
Lab Code: STLW Case No.: LASS
Matrix: (SOIL/SED/WATER) Water
Sample wt/vol: 25.0 (g/mL) mL
Level: (TRACE/LOW/MED) TRACE
% Moisture: not dec.
GC Column: DB-624 ID: 0.53 (mm)
Soil Extract Volume: (uL)
Purge Volume: 25.0 (mL)

Contract: 29000
Mod. Ref No.:
SDG No.: NY137390
Lab Sample ID: 830641
Lab File ID: 830641D2
Date Received: 05/21/2010
Date Analyzed: 05/25/2010
Dilution Factor: 2.3
Soil Aliquot Volume: (uL)

CAS NO.	COMPOUND	CONCENTRATION UNITS:		Q
		(ug/L or ug/kg)	ug/L	
			390	E
79-01-6	Trichloroethene		1.2	U
108-87-2	Methylcyclohexane		1.2	U
78-87-5	1,2-Dichloropropane		1.2	U
75-27-4	Bromodichloromethane		1.2	U
10061-01-5	cis-1,3-Dichloropropene		12	U
108-10-1	4-Methyl-2-pentanone		1.2	U
108-88-3	Toluene		1.2	U
10061-02-6	trans-1,3-Dichloropropene		1.2	U
79-00-5	1,1,2-Trichloroethane		2.7	
127-18-4	Tetrachloroethene		12	U
591-78-6	2-Hexanone		1.2	U
124-48-1	Dibromochloromethane		1.2	U
106-93-4	1,2-Dibromoethane		1.2	U
108-90-7	Chlorobenzene		1.2	U
100-41-4	Ethylbenzene		1.2	U
95-47-6	o-Xylene		1.2	U
179601-23-1	m,p-Xylene		1.2	U
100-42-5	Styrene		1.2	U
75-25-2	Bromoform		1.2	U
98-82-8	Isopropylbenzene		1.2	U
79-34-5	1,1,2,2-Tetrachloroethane		1.2	U
541-73-1	1,3-Dichlorobenzene		1.2	U
106-46-7	1,4-Dichlorobenzene		1.2	U
95-50-1	1,2-Dichlorobenzene		1.2	U
96-12-8	1,2-Dibromo-3-chloropropane		1.2	U
120-82-1	1,2,4-Trichlorobenzene		1.2	U
87-61-6	1,2,3-Trichlorobenzene		1.2	U

SOM01.2

1J - FORM I VOA-TIC
 VOLATILE ORGANICS ANALYSIS DATA SHEET
 TENTATIVELY IDENTIFIED COMPOUNDS

EPA SAMPLE NO.
 ISCO MW04

Lab Name: TESTAMERICA BURLINGTON Contract: 29000
 Lab Code: STLV Case No.: LASS Mod. Ref No.: SDG No.: NY137390
 Matrix: (SOIL/SED/WATER) Water Lab Sample ID: 830641
 Sample wt/vol: 25.0 (g/mL) mL Lab File ID: 830641D2
 Level: (TRACE or LOW/MED) TRACE Date Received: 05/21/2010
 % Moisture: not dec. Date Analyzed: 05/25/2010
 GC Column: DB-624 ID: 0.53 (mm) Dilution Factor: 2.3
 Soil Extract Volume: (uL) Soil Aliquot Volume: (uL)
 CONCENTRATION UNITS: (ug/L or ug/kg) ug/L Purge Volume: 25.0 (mL)

	CAS NUMBER	COMPOUND NAME	RT	EST. CONC.	Q
01		Unknown	7.00	7.0	UXB U
02					
03					
04					
05					
06					
07					
08					
09					
10					
11					
12					
13					
14					
15					
16					
17					
18					
19					
20					
21					
22					
23					
24					
25					
26					
27					
28					
29					
30					
	E966796(1)	Total Alkanes	N/A		

(1)EPA-designated Registry Number.

SOM01.2

1A - FORM I VOA-1
VOLATILE ORGANICS ANALYSIS DATA SHEET

EPA SAMPLE NO.

ISCO MW04DL

Lab Name: TESTAMERICA BURLINGTON
 Lab Code: STLV Case No.: LASS
 Matrix: (SOIL/SED/WATER) Water
 Sample wt/vol: 25.0 (g/mL) mL
 Level: (TRACE/LOW/MED) TRACE
 % Moisture: not dec.
 GC Column: DB-624 ID: 0.53 (mm)
 Soil Extract Volume: (uL)
 Purge Volume: 25.0 (mL)

Contract: 29000

Mod. Ref No.:

SDG No.: NY137390

Lab Sample ID: 830641D1

Lab File ID: 830641D

Date Received: 05/21/2010

Date Analyzed: 05/25/2010

Dilution Factor: 29.3

Soil Aliquot Volume: (uL)

CAS NO.	COMPOUND	CONCENTRATION UNITS:		Q
		(ug/L or ug/kg)	ug/L	
			15	U
75-71-8	Dichlorodifluoromethane		15	U
74-87-3	Chloromethane		15	U
75-01-4	Vinyl chloride		15	U
74-83-9	Bromomethane		15	U
75-00-3	Chloroethane		15	U
75-69-4	Trichlorofluoromethane		15	U
75-35-4	1,1-Dichloroethene		15	U
76-13-1	1,1,2-Trichloro-1,2,2-trifluoroethane		51	DJB U
67-64-1	Acetone		15	U
75-15-0	Carbon disulfide		15	U
79-20-9	Methyl acetate		3.0	DJB U
75-09-2	Methylene chloride		15	U
156-60-5	trans-1,2-Dichloroethene		15	U
1634-04-4	Methyl tert-butyl ether		15	U
75-34-3	1,1-Dichloroethane		3.1	DJ
156-59-2	cis-1,2-Dichloroethene		150	U
78-93-3	2-Butanone		15	U
74-97-5	Bromochloromethane		15	U
67-66-3	Chloroform		15	U
71-55-6	1,1,1-Trichloroethane		15	U
110-82-7	Cyclohexane		15	U
56-23-5	Carbon tetrachloride		15	U
71-43-2	Benzene		15	U
107-06-2	1,2-Dichloroethane		15	U

Report 1,4-Dioxane for Low-Medium VOA analysis only

SOM01.2

1B - FORM I VOA-2
VOLATILE ORGANICS ANALYSIS DATA SHEET

EPA SAMPLE NO.

ISCO MW04DL

Lab Name: TESTAMERICA BURLINGTON Contract: 29000
 Lab Code: STLV Case No.: LASS Mod. Ref No.: SDG No.: NY137390
 Matrix: (SOIL/SED/WATER) Water Lab Sample ID: 830641D1
 Sample wt/vol: 25.0 (g/mL) mL Lab File ID: 830641D
 Level: (TRACE/LOW/MED) TRACE Date Received: 05/21/2010
 % Moisture: not dec. Date Analyzed: 05/25/2010
 GC Column: DB-624 ID: 0.53 (mm) Dilution Factor: 29.3
 Soil Extract Volume: (uL) Soil Aliquot Volume: (uL)
 Purge Volume: 25.0 (mL)

CAS NO.	COMPOUND	CONCENTRATION UNITS:		Q
		(ug/L or ug/kg)	ug/L	
79-01-6	Trichloroethene		410	D
108-87-2	Methylcyclohexane		15	U
78-87-5	1,2-Dichloropropane		15	U
75-27-4	Bromodichloromethane		15	U
10061-01-5	cis-1,3-Dichloropropene		15	U
108-10-1	4-Methyl-2-pentanone		150	U
108-88-3	Toluene		15	U
10061-02-6	trans-1,3-Dichloropropene		15	U
79-00-5	1,1,2-Trichloroethane		15	U
127-18-4	Tetrachloroethene		3.0	DJ
591-78-6	2-Hexanone		150	U
124-48-1	Dibromochloromethane		15	U
106-93-4	1,2-Dibromoethane		15	U
108-90-7	Chlorobenzene		15	U
100-41-4	Ethylbenzene		15	U
95-47-6	o-Xylene		15	U
179601-23-1	m,p-Xylene		15	U
100-42-5	Styrene		15	U
75-25-2	Bromoform		15	U
98-82-8	Isopropylbenzene		15	U
79-34-5	1,1,2,2-Tetrachloroethane		15	U
541-73-1	1,3-Dichlorobenzene		15	U
106-46-7	1,4-Dichlorobenzene		15	U
95-50-1	1,2-Dichlorobenzene		15	U
96-12-8	1,2-Dibromo-3-chloropropane		15	U
120-82-1	1,2,4-Trichlorobenzene		15	U
87-61-6	1,2,3-Trichlorobenzene		15	U

SOM01.2

1J - FORM I VOA-TIC
 VOLATILE ORGANICS ANALYSIS DATA SHEET
 TENTATIVELY IDENTIFIED COMPOUNDS

EPA SAMPLE NO.
 ISCO MW04DL

Lab Name: TESTAMERICA BURLINGTON Contract: 29000
 Lab Code: STLV Case No.: LASS Mod. Ref No.: SDG No.: NY137390
 Matrix: (SOIL/SED/WATER) Water Lab Sample ID: 830641D1
 Sample wt/vol: 25.0 (g/mL) mL Lab File ID: 830641D
 Level: (TRACE or LOW/MED) TRACE Date Received: 05/21/2010
 % Moisture: not dec. Date Analyzed: 05/25/2010
 GC Column: DB-624 ID: 0.53 (mm) Dilution Factor: 29.3
 Soil Extract Volume: (uL) Soil Aliquot Volume: (uL)
 CONCENTRATION UNITS: (ug/L or ug/kg) ug/L Purge Volume: 25.0 (mL)

	CAS NUMBER	COMPOUND NAME	RT	EST. CONC.	Q
01		Unknown	7.00	94	JXBD U
02					
03					
04					
05					
06					
07					
08					
09					
10					
11					
12					
13					
14					
15					
16					
17					
18					
19					
20					
21					
22					
23					
24					
25					
26					
27					
28					
29					
30					
	E966796 (1)	Total Alkanes	N/A		

(1) EPA-designated Registry Number.

SOM01.2

1A - FORM I VOA-1
VOLATILE ORGANICS ANALYSIS DATA SHEET

EPA SAMPLE NO.

ISCO IW05

Lab Name: TESTAMERICA BURLINGTON

Contract: 29000

Lab Code: STLV Case No.: LASS

Mod. Ref No.:

SDG No.: NY137390

Matrix: (SOIL/SED/WATER) Water

Lab Sample ID: 830642

Sample wt/vol: 25.0 (g/mL) mL

Lab File ID: 830642

Level: (TRACE/LOW/MED) TRACE

Date Received: 05/21/2010

% Moisture: not dec.

Date Analyzed: 05/25/2010

GC Column: DB-624 ID: 0.53 (mm)

Dilution Factor: 1.0

Soil Extract Volume: (uL)

Soil Aliquot Volume: (uL)

Purge Volume: 25.0 (mL)

CAS NO.	COMPOUND	CONCENTRATION UNITS:		Q
		(ug/L or ug/kg)	ug/L	
75-71-8	Dichlorodifluoromethane		0.50	U
74-87-3	Chloromethane		0.50	U
75-01-4	Vinyl chloride		0.50	U
74-83-9	Bromomethane		0.50	U
75-00-3	Chloroethane		0.50	U
75-69-4	Trichlorofluoromethane		0.50	U
75-35-4	1,1-Dichloroethene		0.50	U
76-13-1	1,1,2-Trichloro-1,2,2-trifluoroethane		0.50	U
67-64-1	Acetone		370	EB
75-15-0	Carbon disulfide		0.50	U
79-20-9	Methyl acetate		0.50	U
75-09-2	Methylene chloride		0.50	U
156-60-5	trans-1,2-Dichloroethene		0.50	U
1634-04-4	Methyl tert-butyl ether		0.60	
75-34-3	1,1-Dichloroethane		0.50	U
156-59-2	cis-1,2-Dichloroethene		0.15	J
78-93-3	2-Butanone		7.8	
74-97-5	Bromochloromethane		0.50	U
67-66-3	Chloroform		0.29	J
71-55-6	1,1,1-Trichloroethane		0.12	J
110-82-7	Cyclohexane		0.50	U
56-23-5	Carbon tetrachloride		0.048	J
71-43-2	Benzene		0.037	J
107-06-2	1,2-Dichloroethane		0.50	U

Report 1,4-Dioxane for Low-Medium VOA analysis only

SOM01.2

1B - FORM I VOA-2
VOLATILE ORGANICS ANALYSIS DATA SHEET

EPA SAMPLE NO.

ISCO IW05

Lab Name: TESTAMERICA BURLINGTON Contract: 29000
 Lab Code: STLV Case No.: LASS Mod. Ref No.: SDG No.: NY137390
 Matrix: (SOIL/SED/WATER) Water Lab Sample ID: 830642
 Sample wt/vol: 25.0 (g/mL) mL Lab File ID: 830642
 Level: (TRACE/LOW/MED) TRACE Date Received: 05/21/2010
 % Moisture: not dec. Date Analyzed: 05/25/2010
 GC Column: DB-624 ID: 0.53 (mm) Dilution Factor: 1.0
 Soil Extract Volume: (uL) Soil Aliquot Volume: (uL)
 Purge Volume: 25.0 (mL)

CAS NO.	COMPOUND	CONCENTRATION UNITS:		Q
		(ug/L or ug/kg)	ug/L	
79-01-6	Trichloroethene		110	E
108-87-2	Methylcyclohexane		0.50	U
78-87-5	1,2-Dichloropropane		0.50	U
75-27-4	Bromodichloromethane		0.50	U
10061-01-5	cis-1,3-Dichloropropene		0.50	U
108-10-1	4-Methyl-2-pentanone		5.0	U
108-88-3	Toluene		0.092	J
10061-02-6	trans-1,3-Dichloropropene		0.50	U
79-00-5	1,1,2-Trichloroethane		0.085	J
127-18-4	Tetrachloroethene		2.2	
591-78-6	2-Hexanone		1.2	JB U
124-48-1	Dibromochloromethane		0.50	U
106-93-4	1,2-Dibromoethane		0.50	U
108-90-7	Chlorobenzene		0.50	U
100-41-4	Ethylbenzene		0.50	U
95-47-6	o-Xylene		0.50	U
179601-23-1	m,p-Xylene		0.042	J
100-42-5	Styrene		0.50	U
75-25-2	Bromoform		0.50	U
98-82-8	Isopropylbenzene		0.50	U
79-34-5	1,1,2,2-Tetrachloroethane		0.50	U
541-73-1	1,3-Dichlorobenzene		0.50	U
106-46-7	1,4-Dichlorobenzene		0.50	U
95-50-1	1,2-Dichlorobenzene		0.50	U
96-12-8	1,2-Dibromo-3-chloropropane		0.50	U
120-82-1	1,2,4-Trichlorobenzene		0.50	U
87-61-6	1,2,3-Trichlorobenzene		0.50	U

SOM01.2

1J - FORM I VOA-TIC
 VOLATILE ORGANICS ANALYSIS DATA SHEET
 TENTATIVELY IDENTIFIED COMPOUNDS

EPA SAMPLE NO.
 ISCO IW05

Lab Name: TESTAMERICA BURLINGTON Contract: 29000
 Lab Code: STLV Case No.: LASS Mod. Ref No.: SDG No.: NY137390
 Matrix: (SOIL/SED/WATER) Water Lab Sample ID: 830642
 Sample wt/vol: 25.0 (g/mL) mL Lab File ID: 830642
 Level: (TRACE or LOW/MED) TRACE Date Received: 05/21/2010
 % Moisture: not dec. Date Analyzed: 05/25/2010
 GC Column: DB-624 ID: 0.53 (mm) Dilution Factor: 1.0
 Soil Extract Volume: (uL) Soil Aliquot Volume: (uL)
 CONCENTRATION UNITS: (ug/L or ug/kg) ug/L Purge Volume: 25.0 (mL)

	CAS NUMBER	COMPOUND NAME	RT	EST. CONC.	Q
01	420-56-4	Trimethylsilyl fluoride	1.71	0.54	NJ
02		Unknown	7.00	3.1	JXB
03					
04					
05					
06					
07					
08					
09					
10					
11					
12					
13					
14					
15					
16					
17					
18					
19					
20					
21					
22					
23					
24					
25					
26					
27					
28					
29					
30					
	E966796 (1)	Total Alkanes	N/A		

(1) EPA-designated Registry Number.

SOM01.2

1A - FORM I VOA-1
VOLATILE ORGANICS ANALYSIS DATA SHEET

EPA SAMPLE NO.
ISCO IW05DL

Lab Name: TESTAMERICA BURLINGTON Contract: 29000
 Lab Code: STLV Case No.: LASS Mod. Ref No.: SDG No.: NY137390
 Matrix: (SOIL/SED/WATER) Water Lab Sample ID: 830642D1
 Sample wt/vol: 25.0 (g/mL) mL Lab File ID: 830642D
 Level: (TRACE/LOW/MED) TRACE Date Received: 05/21/2010
 % Moisture: not dec. Date Analyzed: 05/25/2010
 GC Column: DB-624 ID: 0.53 (mm) Dilution Factor: 9.2
 Soil Extract Volume: (uL) Soil Aliquot Volume: (uL)
 Purge Volume: 25.0 (mL)

CAS NO.	COMPOUND	CONCENTRATION UNITS:		Q
		(ug/L or ug/kg)	ug/L	
75-71-8	Dichlorodifluoromethane		4.6	U
74-87-3	Chloromethane		4.6	U
75-01-4	Vinyl chloride		4.6	U
74-83-9	Bromomethane		4.6	U
75-00-3	Chloroethane		4.6	U
75-69-4	Trichlorofluoromethane		4.6	U
75-35-4	1,1-Dichloroethene		4.6	U
76-13-1	1,1,2-Trichloro-1,2,2-trifluoroethane		4.6	U
67-64-1	Acetone		290	DB U
75-15-0	Carbon disulfide		4.6	U
79-20-9	Methyl acetate		4.6	U
75-09-2	Methylene chloride		0.79	DJB U
156-60-5	trans-1,2-Dichloroethene		4.6	U
1634-04-4	Methyl tert-butyl ether		0.50	DJ
75-34-3	1,1-Dichloroethane		4.6	U
156-59-2	cis-1,2-Dichloroethene		4.6	U
78-93-3	2-Butanone		8.9	DJ
74-97-5	Bromochloromethane		4.6	U
67-66-3	Chloroform		4.6	U
71-55-6	1,1,1-Trichloroethane		4.6	U
110-82-7	Cyclohexane		4.6	U
56-23-5	Carbon tetrachloride		4.6	U
71-43-2	Benzene		4.6	U
107-06-2	1,2-Dichloroethane		4.6	U

Report 1,4-Dioxane for Low-Medium VOA analysis only

SOM01.2

1B - FORM I VOA-2
VOLATILE ORGANICS ANALYSIS DATA SHEET

EPA SAMPLE NO.

ISCO IW05DL

Lab Name: TESTAMERICA BURLINGTON Contract: 29000
 Lab Code: STLV Case No.: LASS Mod. Ref No.: SDG No.: NY137390
 Matrix: (SOIL/SED/WATER) Water Lab Sample ID: 830642D1
 Sample wt/vol: 25.0 (g/mL) mL Lab File ID: 830642D
 Level: (TRACE/LOW/MED) TRACE Date Received: 05/21/2010
 % Moisture: not dec. Date Analyzed: 05/25/2010
 GC Column: DB-624 ID: 0.53 (mm) Dilution Factor: 9.2
 Soil Extract Volume: (uL) Soil Aliquot Volume: (uL)
 Purge Volume: 25.0 (mL)

CAS NO.	COMPOUND	CONCENTRATION UNITS: (ug/L or ug/kg) ug/L	Q
79-01-6	Trichloroethene	120	D
108-87-2	Methylcyclohexane	4.6	U
78-87-5	1,2-Dichloropropane	4.6	U
75-27-4	Bromodichloromethane	4.6	U
10061-01-5	cis-1,3-Dichloropropene	4.6	U
108-10-1	4-Methyl-2-pentanone	46	U
108-88-3	Toluene	4.6	U
10061-02-6	trans-1,3-Dichloropropene	4.6	U
79-00-5	1,1,2-Trichloroethane	4.6	U
127-18-4	Tetrachloroethene	2.4	DJ
591-78-6	2-Hexanone	5.4	DJB U
124-48-1	Dibromochloromethane	4.6	U
106-93-4	1,2-Dibromoethane	4.6	U
108-90-7	Chlorobenzene	4.6	U
100-41-4	Ethylbenzene	4.6	U
95-47-6	o-Xylene	4.6	U
179601-23-1	m,p-Xylene	4.6	U
100-42-5	Styrene	4.6	U
75-25-2	Bromoform	4.6	U
98-82-8	Isopropylbenzene	4.6	U
79-34-5	1,1,1,2-Tetrachloroethane	4.6	U
541-73-1	1,3-Dichlorobenzene	4.6	U
106-46-7	1,4-Dichlorobenzene	4.6	U
95-50-1	1,2-Dichlorobenzene	4.6	U
96-12-8	1,2-Dibromo-3-chloropropane	4.6	U
120-82-1	1,2,4-Trichlorobenzene	4.6	U
87-61-6	1,2,3-Trichlorobenzene	4.6	U

SOM01.2

1J - FORM I VOA-TIC
 VOLATILE ORGANICS ANALYSIS DATA SHEET
 TENTATIVELY IDENTIFIED COMPOUNDS

EPA SAMPLE NO.

ISCO IW05DL

Lab Name: TESTAMERICA BURLINGTON Contract: 29000
 Lab Code: STLV Case No.: LASS Mod. Ref No.: SDG No.: NY137390
 Matrix: (SOIL/SED/WATER) Water Lab Sample ID: 830642D1
 Sample wt/vol: 25.0 (g/mL) mL Lab File ID: 830642D
 Level: (TRACE or LOW/MED) TRACE Date Received: 05/21/2010
 % Moisture: not dec. Date Analyzed: 05/25/2010
 GC Column: DB-624 ID: 0.53 (mm) Dilution Factor: 9.2
 Soil Extract Volume: (uL) Soil Aliquot Volume: (uL)
 CONCENTRATION UNITS: (ug/L or ug/kg) ug/L Purge Volume: 25.0 (mL)

	CAS NUMBER	COMPOUND NAME	RT	EST. CONC.	Q
01		Unknown	7.00	29	JXBD
02					
03					
04					
05					
06					
07					
08					
09					
10					
11					
12					
13					
14					
15					
16					
17					
18					
19					
20					
21					
22					
23					
24					
25					
26					
27					
28					
29					
30	E966796(1)	Total Alkanes	N/A		

(1)EPA-designated Registry Number.

SOM01.2

1A - FORM I VOA-1
VOLATILE ORGANICS ANALYSIS DATA SHEET

EPA SAMPLE NO.

ISCO IW06

Lab Name: TESTAMERICA BURLINGTON Contract: 29000
 Lab Code: STLV Case No.: LASS Mod. Ref No.: SDG No.: NY137390
 Matrix: (SOIL/SED/WATER) Water Lab Sample ID: 830643
 Sample wt/vol: 25.0 (g/mL) mL Lab File ID: 830643
 Level: (TRACE/LOW/MED) TRACE Date Received: 05/21/2010
 % Moisture: not dec. Date Analyzed: 05/25/2010
 GC Column: DB-624 ID: 0.53 (mm) Dilution Factor: 1.0
 Soil Extract Volume: (uL) Soil Aliquot Volume: (uL)
 Purge Volume: 25.0 (mL)

CAS NO.	COMPOUND	CONCENTRATION UNITS:		Q
		(ug/L or ug/kg)	ug/L	
75-71-8	Dichlorodifluoromethane		0.50	U
74-87-3	Chloromethane		0.50	U
75-01-4	Vinyl chloride		0.50	U
74-83-9	Bromomethane		0.50	U
75-00-3	Chloroethane		0.50	U
75-69-4	Trichlorofluoromethane		0.50	U
75-35-4	1,1-Dichloroethene		0.50	U
76-13-1	1,1,2-Trichloro-1,2,2-trifluoroethane		0.50	U
67-64-1	Acetone		24	B U
75-15-0	Carbon disulfide		0.50	U
79-20-9	Methyl acetate		0.50	U
75-09-2	Methylene chloride		0.077	JB U
156-60-5	trans-1,2-Dichloroethene		0.50	U
1634-04-4	Methyl tert-butyl ether		0.83	
75-34-3	1,1-Dichloroethane		0.50	U
156-59-2	cis-1,2-Dichloroethene		0.50	U
78-93-3	2-Butanone		0.80	J
74-97-5	Bromochloromethane		0.50	U
67-66-3	Chloroform		0.28	J
71-55-6	1,1,1-Trichloroethane		0.069	J
110-82-7	Cyclohexane		0.50	U
56-23-5	Carbon tetrachloride		0.039	J
71-43-2	Benzene		0.50	U
107-06-2	1,2-Dichloroethane		0.50	U

Report 1,4-Dioxane for Low-Medium VOA analysis only

SOM01.2

1B - FORM I VOA-2
VOLATILE ORGANICS ANALYSIS DATA SHEET

EPA SAMPLE NO.

ISCO IW06

Lab Name: TESTAMERICA BURLINGTON Contract: 29000
 Lab Code: STLV Case No.: LASS Mod. Ref No.: SDG No.: NY137390
 Matrix: (SOIL/SED/WATER) Water Lab Sample ID: 830643
 Sample wt/vol: 25.0 (g/mL) mL Lab File ID: 830643
 Level: (TRACE/LOW/MED) TRACE Date Received: 05/21/2010
 % Moisture: not dec. Date Analyzed: 05/25/2010
 GC Column: DB-624 ID: 0.53 (mm) Dilution Factor: 1.0
 Soil Extract Volume: (uL) Soil Aliquot Volume: (uL)
 Purge Volume: 25.0 (mL)

CAS NO.	COMPOUND	CONCENTRATION UNITS: (ug/L or ug/kg) ug/L	Q
79-01-6	Trichloroethene	31	E
108-87-2	Methylcyclohexane	0.50	U
78-87-5	1,2-Dichloropropane	0.50	U
75-27-4	Bromodichloromethane	0.50	U
10061-01-5	cis-1,3-Dichloropropene	0.50	U
108-10-1	4-Methyl-2-pentanone	5.0	U
108-88-3	Toluene	0.10	J
10061-02-6	trans-1,3-Dichloropropene	0.50	U
79-00-5	1,1,2-Trichloroethane	0.50	U
127-18-4	Tetrachloroethene	1.9	
591-78-6	2-Hexanone	5.0	U
124-48-1	Dibromochloromethane	0.50	U
106-93-4	1,2-Dibromoethane	0.50	U
108-90-7	Chlorobenzene	0.50	U
100-41-4	Ethylbenzene	0.50	U
95-47-6	o-Xylene	0.50	U
179601-23-1	m,p-Xylene	0.042	J
100-42-5	Styrene	0.50	U
75-25-2	Bromoform	0.50	U
98-82-8	Isopropylbenzene	0.50	U
79-34-5	1,1,2,2-Tetrachloroethane	0.50	U
541-73-1	1,3-Dichlorobenzene	0.50	U
106-46-7	1,4-Dichlorobenzene	0.50	U
95-50-1	1,2-Dichlorobenzene	0.50	U
96-12-8	1,2-Dibromo-3-chloropropane	0.50	U
120-82-1	1,2,4-Trichlorobenzene	0.50	U
87-61-6	1,2,3-Trichlorobenzene	0.50	U

SOM01.2

1J - FORM I VOA-TIC
 VOLATILE ORGANICS ANALYSIS DATA SHEET
 TENTATIVELY IDENTIFIED COMPOUNDS

EPA SAMPLE NO.
 ISCO IW06

Lab Name: TESTAMERICA BURLINGTON Contract: 29000
 Lab Code: STLV Case No.: LASS Mod. Ref No.: SDG No.: NY137390
 Matrix: (SOIL/SED/WATER) Water Lab Sample ID: 830643
 Sample wt/vol: 25.0 (g/mL) mL Lab File ID: 830643
 Level: (TRACE or LOW/MED) TRACE Date Received: 05/21/2010
 % Moisture: not dec. Date Analyzed: 05/25/2010
 GC Column: DB-624 ID: 0.53 (mm) Dilution Factor: 1.0
 Soil Extract Volume: (uL) Soil Aliquot Volume: (uL)
 CONCENTRATION UNITS: (ug/L or ug/kg) ug/L Purge Volume: 25.0 (mL)

	CAS NUMBER	COMPOUND NAME	RT	EST. CONC.	Q
01		Unknown	7.00	3.0	JXB
02					
03					
04					
05					
06					
07					
08					
09					
10					
11					
12					
13					
14					
15					
16					
17					
18					
19					
20					
21					
22					
23					
24					
25					
26					
27					
28					
29					
30					
	E966796 (1)	Total Alkanes	N/A		

(1) EPA-designated Registry Number.

SOM01.2

1A - FORM I VOA-1
VOLATILE ORGANICS ANALYSIS DATA SHEET

EPA SAMPLE NO.

ISCO IW06DL

Lab Name: TESTAMERICA BURLINGTON Contract: 29000
 Lab Code: STLV Case No.: LASS Mod. Ref No.: SDG No.: NY137390
 Matrix: (SOIL/SED/WATER) Water Lab Sample ID: 830643D1
 Sample wt/vol: 25.0 (g/mL) mL Lab File ID: 830643D
 Level: (TRACE/LOW/MED) TRACE Date Received: 05/21/2010
 % Moisture: not dec. Date Analyzed: 05/25/2010
 GC Column: DB-624 ID: 0.53 (mm) Dilution Factor: 2.0
 Soil Extract Volume: (uL) Soil Aliquot Volume: (uL)
 Purge Volume: 25.0 (mL)

CAS NO.	COMPOUND	CONCENTRATION UNITS:		Q
		(ug/L or ug/kg)	ug/L	
75-71-8	Dichlorodifluoromethane		1.0	U
74-87-3	Chloromethane		1.0	U
75-01-4	Vinyl chloride		1.0	U
74-83-9	Bromomethane		1.0	U
75-00-3	Chloroethane		1.0	U
75-69-4	Trichlorofluoromethane		1.0	U
75-35-4	1,1-Dichloroethene		1.0	U
76-13-1	1,1,2-Trichloro-1,2,2-trifluoroethane		1.0	U
67-64-1	Acetone		21	DB U
75-15-0	Carbon disulfide		1.0	U
79-20-9	Methyl acetate		1.0	U
75-09-2	Methylene chloride		0.17	DJB U
156-60-5	trans-1,2-Dichloroethene		1.0	U
1634-04-4	Methyl tert-butyl ether		0.61	DJ
75-34-3	1,1-Dichloroethane		1.0	U
156-59-2	cis-1,2-Dichloroethene		1.0	U
78-93-3	2-Butanone		1.0	U
74-97-5	Bromochloromethane		1.0	U
67-66-3	Chloroform		1.0	U
71-55-6	1,1,1-Trichloroethane		0.062	DJ
110-82-7	Cyclohexane		1.0	U
56-23-5	Carbon tetrachloride		1.0	U
71-43-2	Benzene		1.0	U
107-06-2	1,2-Dichloroethane		1.0	U

Report 1,4-Dioxane for Low-Medium VOA analysis only

SOM01.2

1B - FORM I VOA-2
VOLATILE ORGANICS ANALYSIS DATA SHEET

EPA SAMPLE NO.

ISCO IW06DL

Lab Name: TESTAMERICA BURLINGTON Contract: 29000
 Lab Code: STLV Case No.: LASS Mod. Ref No.: SDG No.: NY137390
 Matrix: (SOIL/SED/WATER) Water Lab Sample ID: 830643D1
 Sample wt/vol: 25.0 (g/mL) mL Lab File ID: 830643D
 Level: (TRACE/LOW/MED) TRACE Date Received: 05/21/2010
 % Moisture: not dec. Date Analyzed: 05/25/2010
 GC Column: DB-624 ID: 0.53 (mm) Dilution Factor: 2.0
 Soil Extract Volume: (uL) Soil Aliquot Volume: (uL)
 Purge Volume: 25.0 (mL)

CAS NO.	COMPOUND	CONCENTRATION UNITS: (ug/L or ug/kg) ug/L	Q
79-01-6	Trichloroethene	28	D
108-87-2	Methylcyclohexane	1.0	U
78-87-5	1,2-Dichloropropane	1.0	U
75-27-4	Bromodichloromethane	1.0	U
10061-01-5	cis-1,3-Dichloropropene	1.0	U
108-10-1	4-Methyl-2-pentanone	10	U
108-88-3	Toluene	0.10	DJ
10061-02-6	trans-1,3-Dichloropropene	1.0	U
79-00-5	1,1,2-Trichloroethane	1.0	U
127-18-4	Tetrachloroethene	1.8	D
591-78-6	2-Hexanone	10	U
124-48-1	Dibromochloromethane	1.0	U
106-93-4	1,2-Dibromoethane	1.0	U
108-90-7	Chlorobenzene	1.0	U
100-41-4	Ethylbenzene	1.0	U
95-47-6	o-Xylene	1.0	U
179601-23-1	m,p-Xylene	1.0	U
100-42-5	Styrene	1.0	U
75-25-2	Bromoform	1.0	U
98-82-8	Isopropylbenzene	1.0	U
79-34-5	1,1,2,2-Tetrachloroethane	1.0	U
541-73-1	1,3-Dichlorobenzene	1.0	U
106-46-7	1,4-Dichlorobenzene	1.0	U
95-50-1	1,2-Dichlorobenzene	1.0	U
96-12-8	1,2-Dibromo-3-chloropropane	1.0	U
120-82-1	1,2,4-Trichlorobenzene	1.0	U
87-61-6	1,2,3-Trichlorobenzene	1.0	U

SOM01.2

1J - FORM I VOA-TIC
 VOLATILE ORGANICS ANALYSIS DATA SHEET
 TENTATIVELY IDENTIFIED COMPOUNDS

EPA SAMPLE NO.

ISCO IW06DL

Lab Name: TESTAMERICA BURLINGTON Contract: 29000
 Lab Code: STLV Case No.: LASS Mod. Ref No.: SDG No.: NY137390
 Matrix: (SOIL/SED/WATER) Water Lab Sample ID: 830643D1
 Sample wt/vol: 25.0 (g/mL) mL Lab File ID: 830643D
 Level: (TRACE or LOW/MED) TRACE Date Received: 05/21/2010
 % Moisture: not dec. Date Analyzed: 05/25/2010
 GC Column: DB-624 ID: 0.53 (mm) Dilution Factor: 2.0
 Soil Extract Volume: (uL) Soil Aliquot Volume: (uL)
 CONCENTRATION UNITS: (ug/L or ug/kg) ug/L Purge Volume: 25.0 (mL)

	CAS NUMBER	COMPOUND NAME	RT	EST. CONC.	Q
01		Unknown	7.00	6.3	JXBD U
02					
03					
04					
05					
06					
07					
08					
09					
10					
11					
12					
13					
14					
15					
16					
17					
18					
19					
20					
21					
22					
23					
24					
25					
26					
27					
28					
29					
30					
	E966796(1)	Total Alkanes	N/A		

(1) EPA-designated Registry Number.

SOM01.2

1A - FORM I VOA-1
VOLATILE ORGANICS ANALYSIS DATA SHEET

EPA SAMPLE NO.

ISCO IW16

Lab Name: TESTAMERICA BURLINGTON Contract: 29000
 Lab Code: STLV Case No.: LASS Mod. Ref No.: SDG No.: NY137390
 Matrix: (SOIL/SED/WATER) Water Lab Sample ID: 830644
 Sample wt/vol: 25.0 (g/mL) mL Lab File ID: 830644
 Level: (TRACE/LOW/MED) TRACE Date Received: 05/21/2010
 % Moisture: not dec. Date Analyzed: 05/25/2010
 GC Column: DB-624 ID: 0.53 (mm) Dilution Factor: 1.0
 Soil Extract Volume: (uL) Soil Aliquot Volume: (uL)
 Purge Volume: 25.0 (mL)

CAS NO.	COMPOUND	CONCENTRATION UNITS:		Q
		(ug/L or ug/kg)	ug/L	
75-71-8	Dichlorodifluoromethane		0.50	U
74-87-3	Chloromethane		0.50	U
75-01-4	Vinyl chloride		0.50	U
74-83-9	Bromomethane		0.50	U
75-00-3	Chloroethane		0.50	U
75-69-4	Trichlorofluoromethane		0.50	U
75-35-4	1,1-Dichloroethene		0.50	U
76-13-1	1,1,2-Trichloro-1,2,2-trifluoroethane		0.50	U
67-64-1	Acetone		3.0	U
75-15-0	Carbon disulfide	0.082		U
79-20-9	Methyl acetate		0.50	U
75-09-2	Methylene chloride		0.50	U
156-60-5	trans-1,2-Dichloroethene		0.50	U
1634-04-4	Methyl tert-butyl ether		0.71	U
75-34-3	1,1-Dichloroethane		0.50	U
156-59-2	cis-1,2-Dichloroethene		2.8	U
78-93-3	2-Butanone		5.0	U
74-97-5	Bromochloromethane		0.50	U
67-66-3	Chloroform		0.50	U
71-55-6	1,1,1-Trichloroethane	0.055		J
110-82-7	Cyclohexane		0.50	U
56-23-5	Carbon tetrachloride		0.50	U
71-43-2	Benzene		0.50	U
107-06-2	1,2-Dichloroethane		0.50	U

Report 1,4-Dioxane for Low-Medium VOA analysis only

SOM01.2

1B - FORM I VOA-2
VOLATILE ORGANICS ANALYSIS DATA SHEET

EPA SAMPLE NO.

ISCO IW16

Lab Name: TESTAMERICA BURLINGTON Contract: 29000
 Lab Code: STLV Case No.: LASS Mod. Ref No.: SDG No.: NY137390
 Matrix: (SOIL/SED/WATER) Water Lab Sample ID: 830644
 Sample wt/vol: 25.0 (g/mL) mL Lab File ID: 830644
 Level: (TRACE/LOW/MED) TRACE Date Received: 05/21/2010
 % Moisture: not dec. Date Analyzed: 05/25/2010
 GC Column: DB-624 ID: 0.53 (mm) Dilution Factor: 1.0
 Soil Extract Volume: (uL) Soil Aliquot Volume: (uL)
 Purge Volume: 25.0 (mL)

CAS NO.	COMPOUND	CONCENTRATION UNITS:		Q
		(ug/L or ug/kg)	ug/L	
79-01-6	Trichloroethene		340	E
108-87-2	Methylcyclohexane		0.50	U
78-87-5	1,2-Dichloropropane		0.50	U
75-27-4	Bromodichloromethane		0.50	U
10061-01-5	cis-1,3-Dichloropropene		0.50	U
108-10-1	4-Methyl-2-pentanone		5.0	U
108-88-3	Toluene		0.50	U
10061-02-6	trans-1,3-Dichloropropene		0.50	U
79-00-5	1,1,2-Trichloroethane		0.089	J
127-18-4	Tetrachloroethene		2.7	
591-78-6	2-Hexanone		5.0	U
124-48-1	Dibromochloromethane		0.50	U
106-93-4	1,2-Dibromoethane		0.50	U
108-90-7	Chlorobenzene		0.50	U
100-41-4	Ethylbenzene		0.50	U
95-47-6	o-Xylene		0.50	U
179601-23-1	m,p-Xylene		0.50	U
100-42-5	Styrene		0.50	U
75-25-2	Bromoform		0.50	U
98-82-8	Isopropylbenzene		0.50	U
79-34-5	1,1,2,2-Tetrachloroethane		0.50	U
541-73-1	1,3-Dichlorobenzene		0.50	U
106-46-7	1,4-Dichlorobenzene		0.50	U
95-50-1	1,2-Dichlorobenzene		0.50	U
96-12-8	1,2-Dibromo-3-chloropropane		0.50	U
120-82-1	1,2,4-Trichlorobenzene		0.50	U
87-61-6	1,2,3-Trichlorobenzene		0.035	JB U

SOM01.2

1J - FORM I VOA-TIC
 VOLATILE ORGANICS ANALYSIS DATA SHEET
 TENTATIVELY IDENTIFIED COMPOUNDS

EPA SAMPLE NO.
 ISCO IW16

Lab Name: TESTAMERICA BURLINGTON Contract: 29000
 Lab Code: STLV Case No.: LASS Mod. Ref No.: SDG No.: NY137390
 Matrix: (SOIL/SED/WATER) Water Lab Sample ID: 830644
 Sample wt/vol: 25.0 (g/mL) mL Lab File ID: 830644
 Level: (TRACE or LOW/MED) TRACE Date Received: 05/21/2010
 % Moisture: not dec. Date Analyzed: 05/25/2010
 GC Column: DB-624 ID: 0.53 (mm) Dilution Factor: 1.0
 Soil Extract Volume: (uL) Soil Aliquot Volume: (uL)
 CONCENTRATION UNITS: (ug/L or ug/kg) ug/L Purge Volume: 25.0 (mL)

	CAS NUMBER	COMPOUND NAME	RT	EST. CONC.	Q
01		Unknown	7.00	3.0	JXB
02					
03					
04					
05					
06					
07					
08					
09					
10					
11					
12					
13					
14					
15					
16					
17					
18					
19					
20					
21					
22					
23					
24					
25					
26					
27					
28					
29					
30					
	E966796(1)	Total Alkanes	N/A		

(1) EPA-designated Registry Number.

SOM01.2

1A - FORM I VOA-1
VOLATILE ORGANICS ANALYSIS DATA SHEET

EPA SAMPLE NO.
ISCO IW16DL

Lab Name: TESTAMERICA BURLINGTON Contract: 29000
 Lab Code: STLV Case No.: LASS Mod. Ref No.: SDG No.: NY137390
 Matrix: (SOIL/SED/WATER) Water Lab Sample ID: 830644D1
 Sample wt/vol: 25.0 (g/mL) mL Lab File ID: 830644D
 Level: (TRACE/LOW/MED) TRACE Date Received: 05/21/2010
 % Moisture: not dec. Date Analyzed: 05/25/2010
 GC Column: DB-624 ID: 0.53 (mm) Dilution Factor: 2.9
 Soil Extract Volume: (uL) Soil Aliquot Volume: (uL)
 Purge Volume: 25.0 (mL)

CAS NO.	COMPOUND	CONCENTRATION UNITS: (ug/L or ug/kg) ug/L	Q
75-71-8	Dichlorodifluoromethane	1.5	U
74-87-3	Chloromethane	1.5	U
75-01-4	Vinyl chloride	1.5	U
74-83-9	Bromomethane	1.5	U
75-00-3	Chloroethane	1.5	U
75-69-4	Trichlorofluoromethane	1.5	U
75-35-4	1,1-Dichloroethene	1.5	U
76-13-1	1,1,2-Trichloro-1,2,2-trifluoroethane	1.5	U
67-64-1	Acetone	5.2	DJB U
75-15-0	Carbon disulfide	1.5	U
79-20-9	Methyl acetate	1.5	U
75-09-2	Methylene chloride	0.19	DJB U
156-60-5	trans-1,2-Dichloroethene	1.5	U
1634-04-4	Methyl tert-butyl ether	0.61	DJ
75-34-3	1,1-Dichloroethane	1.5	U
156-59-2	cis-1,2-Dichloroethene	2.7	D
78-93-3	2-Butanone	15	U
74-97-5	Bromochloromethane	1.5	U
67-66-3	Chloroform	1.5	U
71-55-6	1,1,1-Trichloroethane	1.5	U
110-82-7	Cyclohexane	1.5	U
56-23-5	Carbon tetrachloride	1.5	U
71-43-2	Benzene	1.5	U
107-06-2	1,2-Dichloroethane	1.5	U

Report 1,4-Dioxane for Low-Medium VOA analysis only

SOM01.2

1B - FORM I VOA-2
VOLATILE ORGANICS ANALYSIS DATA SHEET

EPA SAMPLE NO.

ISCO IW16DL

Lab Name: TESTAMERICA BURLINGTON

Contract: 29000

Lab Code: STLV Case No.: LASS

Mod. Ref No.:

SDG No.: NY137390

Matrix: (SOIL/SED/WATER) Water

Lab Sample ID: 830644D1

Sample wt/vol: 25.0 (g/mL) mL

Lab File ID: 830644D

Level: (TRACE/LOW/MED) TRACE

Date Received: 05/21/2010

% Moisture: not dec.

Date Analyzed: 05/25/2010

GC Column: DB-624 ID: 0.53 (mm)

Dilution Factor: 2.9

Soil Extract Volume: (uL)

Soil Aliquot Volume: (uL)

Purge Volume: 25.0 (mL)

CAS NO.	COMPOUND	CONCENTRATION UNITS:	
		(ug/L or ug/kg)	ug/L
		390	DE J
79-01-6	Trichloroethene	1.5	U
108-87-2	Methylcyclohexane	1.5	U
78-87-5	1,2-Dichloropropane	1.5	U
75-27-4	Bromodichloromethane	1.5	U
10061-01-5	cis-1,3-Dichloropropene	15	U
108-10-1	4-Methyl-2-pentanone	1.5	U
108-88-3	Toluene	1.5	U
10061-02-6	trans-1,3-Dichloropropene	1.5	U
79-00-5	1,1,2-Trichloroethane	2.7	D
127-18-4	Tetrachloroethene	15	U
591-78-6	2-Hexanone	1.5	U
124-48-1	Dibromochloromethane	1.5	U
106-93-4	1,2-Dibromoethane	1.5	U
108-90-7	Chlorobenzene	1.5	U
100-41-4	Ethylbenzene	1.5	U
95-47-6	o-Xylene	1.5	U
179601-23-1	m,p-Xylene	1.5	U
100-42-5	Styrene	1.5	U
75-25-2	Bromoform	1.5	U
98-82-8	Isopropylbenzene	1.5	U
79-34-5	1,1,2,2-Tetrachloroethane	1.5	U
541-73-1	1,3-Dichlorobenzene	1.5	U
106-46-7	1,4-Dichlorobenzene	1.5	U
95-50-1	1,2-Dichlorobenzene	1.5	U
96-12-8	1,2-Dibromo-3-chloropropane	1.5	U
120-82-1	1,2,4-Trichlorobenzene	1.5	U
87-61-6	1,2,3-Trichlorobenzene	1.5	U

SOM01.2

1J - FORM I VOA-TIC
 VOLATILE ORGANICS ANALYSIS DATA SHEET
 TENTATIVELY IDENTIFIED COMPOUNDS

EPA SAMPLE NO.
 ISCO IW16DL

Lab Name: TESTAMERICA BURLINGTON Contract: 29000
 Lab Code: STLV Case No.: LASS Mod. Ref No.: SDG No.: NY137390
 Matrix: (SOIL/SED/WATER) Water Lab Sample ID: 830644D1
 Sample wt/vol: 25.0 (g/mL) mL Lab File ID: 830644D
 Level: (TRACE or LOW/MED) TRACE Date Received: 05/21/2010
 % Moisture: not dec. Date Analyzed: 05/25/2010
 GC Column: DB-624 ID: 0.53 (mm) Dilution Factor: 2.9
 Soil Extract Volume: (uL) Soil Aliquot Volume: (uL)
 CONCENTRATION UNITS: (ug/L or ug/kg) ug/L Purge Volume: 25.0 (mL)

	CAS NUMBER	COMPOUND NAME	RT	EST. CONC.	Q
01		Unknown	7.00	8.7	JXBD
02					
03					
04					
05					
06					
07					
08					
09					
10					
11					
12					
13					
14					
15					
16					
17					
18					
19					
20					
21					
22					
23					
24					
25					
26					
27					
28					
29					
30					
	E966796 (1)	Total Alkanes	N/A		

(1) EPA-designated Registry Number.

SOM01.2

1A - FORM I VOA-1
VOLATILE ORGANICS ANALYSIS DATA SHEET

EPA SAMPLE NO.
FB 100520

Lab Name: TESTAMERICA BURLINGTON Contract: 29000
 Lab Code: STLV Case No.: LASS Mod. Ref No.: SDG No.: NY137390
 Matrix: (SOIL/SED/WATER) Water Lab Sample ID: 830645
 Sample wt/vol: 25.0 (g/mL) mL Lab File ID: 830645
 Level: (TRACE/LOW/MED) TRACE Date Received: 05/21/2010
 % Moisture: not dec. Date Analyzed: 05/25/2010
 GC Column: DB-624 ID: 0.53 (mm) Dilution Factor: 1.0
 Soil Extract Volume: (uL) Soil Aliquot Volume: (uL)
 Purge Volume: 25.0 (mL)

CAS NO.	COMPOUND	CONCENTRATION UNITS:		Q
		(ug/L or ug/kg)	ug/L	
75-71-8	Dichlorodifluoromethane		0.50	U
74-87-3	Chloromethane		0.50	U
75-01-4	Vinyl chloride		0.50	U
74-83-9	Bromomethane		0.50	U
75-00-3	Chloroethane		0.50	U
75-69-4	Trichlorofluoromethane		0.50	U
75-35-4	1,1-Dichloroethene		0.50	U
76-13-1	1,1,2-Trichloro-1,2,2-trifluoroethane		0.50	U
67-64-1	Acetone		1.7	JB U
75-15-0	Carbon disulfide	0.092		JB U
79-20-9	Methyl acetate		0.50	U
75-09-2	Methylene chloride		0.15	JB U
156-60-5	trans-1,2-Dichloroethene		0.50	U
1634-04-4	Methyl tert-butyl ether		0.50	U
75-34-3	1,1-Dichloroethane		0.50	U
156-59-2	cis-1,2-Dichloroethene		0.50	U
78-93-3	2-Butanone		5.0	U
74-97-5	Bromochloromethane		0.50	U
67-66-3	Chloroform		0.50	U
71-55-6	1,1,1-Trichloroethane		0.50	U
110-82-7	Cyclohexane		0.50	U
56-23-5	Carbon tetrachloride		0.50	U
71-43-2	Benzene		0.50	U
107-06-2	1,2-Dichloroethane		0.50	U

Report 1,4-Dioxane for Low-Medium VOA analysis only

SOM01.2

1B - FORM I VOA-2
VOLATILE ORGANICS ANALYSIS DATA SHEET

EPA SAMPLE NO.

FB 100520

Lab Name: TESTAMERICA BURLINGTON Contract: 29000
 Lab Code: STLV Case No.: LASS Mod. Ref No.: SDG No.: NY137390
 Matrix: (SOIL/SED/WATER) Water Lab Sample ID: 830645
 Sample wt/vol: 25.0 (g/mL) mL Lab File ID: 830645
 Level: (TRACE/LOW/MED) TRACE Date Received: 05/21/2010
 % Moisture: not dec. Date Analyzed: 05/25/2010
 GC Column: DB-624 ID: 0.53 (mm) Dilution Factor: 1.0
 Soil Extract Volume: (uL) Soil Aliquot Volume: (uL)
 Purge Volume: 25.0 (mL)

CAS NO.	COMPOUND	CONCENTRATION UNITS: (ug/L or ug/kg) ug/L	Q
79-01-6	Trichloroethene	0.50	U
108-87-2	Methylcyclohexane	0.50	U
78-87-5	1,2-Dichloropropane	0.50	U
75-27-4	Bromodichloromethane	0.50	U
10061-01-5	cis-1,3-Dichloropropene	0.50	U
108-10-1	4-Methyl-2-pentanone	5.0	U
108-88-3	Toluene	0.17	J
10061-02-6	trans-1,3-Dichloropropene	0.50	U
79-00-5	1,1,2-Trichloroethane	0.50	U
127-18-4	Tetrachloroethene	0.50	U
591-78-6	2-Hexanone	1.0	JB U
124-48-1	Dibromochloromethane	0.50	U
106-93-4	1,2-Dibromoethane	0.50	U
108-90-7	Chlorobenzene	0.50	U
100-41-4	Ethylbenzene	0.50	U
95-47-6	o-Xylene	0.50	U
179601-23-1	m,p-Xylene	0.50	U
100-42-5	Styrene	0.50	U
75-25-2	Bromoform	0.50	U
98-82-8	Isopropylbenzene	0.50	U
79-34-5	1,1,2,2-Tetrachloroethane	0.50	U
541-73-1	1,3-Dichlorobenzene	0.50	U
106-46-7	1,4-Dichlorobenzene	0.50	U
95-50-1	1,2-Dichlorobenzene	0.50	U
96-12-8	1,2-Dibromo-3-chloropropane	0.50	U
120-82-1	1,2,4-Trichlorobenzene	0.053	JB U
87-61-6	1,2,3-Trichlorobenzene	0.063	JB U

SOM01.2

1J - FORM I VOA-TIC
 VOLATILE ORGANICS ANALYSIS DATA SHEET
 TENTATIVELY IDENTIFIED COMPOUNDS

EPA SAMPLE NO.
 FB 100520

Lab Name: TESTAMERICA BURLINGTON Contract: 29000
 Lab Code: STLV Case No.: LASS Mod. Ref No.: SDG No.: NY137390
 Matrix: (SOIL/SED/WATER) Water Lab Sample ID: 830645
 Sample wt/vol: 25.0 (g/mL) mL Lab File ID: 830645
 Level: (TRACE or LOW/MED) TRACE Date Received: 05/21/2010
 % Moisture: not dec. Date Analyzed: 05/25/2010
 GC Column: DB-624 ID: 0.53 (mm) Dilution Factor: 1.0
 Soil Extract Volume: (uL) Soil Aliquot Volume: (uL)
 CONCENTRATION UNITS: (ug/L or ug/kg) ug/L Purge Volume: 25.0 (mL)

	CAS NUMBER	COMPOUND NAME	RT	EST. CONC.	Q
01		Unknown	7.00	2.8	JXB
02					
03					
04					
05					
06					
07					
08					
09					
10					
11					
12					
13					
14					
15					
16					
17					
18					
19					
20					
21					
22					
23					
24					
25					
26					
27					
28					
29					
30					
	E966796(1)	Total Alkanes	N/A		

(1) EPA-designated Registry Number.

SOM01.2

1A - FORM I VOA-1
VOLATILE ORGANICS ANALYSIS DATA SHEET

EPA SAMPLE NO.

TRIP BLANK

Lab Name: TESTAMERICA BURLINGTON

Contract: 29000

Lab Code: STLV Case No.: LASS

Mod. Ref No.:

SDG No.: NY137390

Matrix: (SOIL/SED/WATER) Water

Lab Sample ID: 830646

Sample wt/vol: 25.0 (g/mL) mL

Lab File ID: 830646

Level: (TRACE/LOW/MED) TRACE

Date Received: 05/21/2010

% Moisture: not dec.

Date Analyzed: 05/25/2010

GC Column: DB-624 ID: 0.53 (mm)

Dilution Factor: 1.0

Soil Extract Volume: (uL)

Soil Aliquot Volume: (uL)

Purge Volume: 25.0 (mL)

CAS NO.	COMPOUND	CONCENTRATION UNITS:		Q
		(ug/L or ug/kg)	ug/L	
			0.50	U
75-71-8	Dichlorodifluoromethane		0.50	U
74-87-3	Chloromethane		0.50	U
75-01-4	Vinyl chloride		0.50	U
74-83-9	Bromomethane		0.50	U
75-00-3	Chloroethane		0.50	U
75-69-4	Trichlorofluoromethane		0.50	U
75-35-4	1,1-Dichloroethene		0.50	U
76-13-1	1,1,2-Trichloro-1,2,2-trifluoroethane		1.8	JB U
67-64-1	Acetone		0.070	JB U
75-15-0	Carbon disulfide		0.50	U
79-20-9	Methyl acetate		0.11	JB U
75-09-2	Methylene chloride		0.50	U
156-60-5	trans-1,2-Dichloroethene		0.50	U
1634-04-4	Methyl tert-butyl ether		0.50	U
75-34-3	1,1-Dichloroethane		0.50	U
156-59-2	cis-1,2-Dichloroethene		5.0	U
78-93-3	2-Butanone		0.50	U
74-97-5	Bromochloromethane		0.50	U
67-66-3	Chloroform		0.50	U
71-55-6	1,1,1-Trichloroethane		0.50	U
110-82-7	Cyclohexane		0.50	U
56-23-5	Carbon tetrachloride		0.50	U
71-43-2	Benzene		0.50	U
107-06-2	1,2-Dichloroethane		0.50	U

Report 1,4-Dioxane for Low-Medium VOA analysis only

SOM01.2

1B - FORM I VOA-2
VOLATILE ORGANICS ANALYSIS DATA SHEET

EPA SAMPLE NO.
TRIP BLANK

Lab Name: TESTAMERICA BURLINGTON Contract: 29000
 Lab Code: STLV Case No.: LASS Mod. Ref No.: SDG No.: NY137390
 Matrix: (SOIL/SED/WATER) Water Lab Sample ID: 830646
 Sample wt/vol: 25.0 (g/mL) mL Lab File ID: 830646
 Level: (TRACE/LOW/MED) TRACE Date Received: 05/21/2010
 % Moisture: not dec. Date Analyzed: 05/25/2010
 GC Column: DB-624 ID: 0.53 (mm) Dilution Factor: 1.0
 Soil Extract Volume: (uL) Soil Aliquot Volume: (uL)
 Purge Volume: 25.0 (mL)

CAS NO.	COMPOUND	CONCENTRATION UNITS: (ug/L or ug/kg) ug/L	Q
79-01-6	Trichloroethene	0.50	U
108-87-2	Methylcyclohexane	0.50	U
78-87-5	1,2-Dichloropropane	0.50	U
75-27-4	Bromodichloromethane	0.50	U
10061-01-5	cis-1,3-Dichloropropene	0.50	U
108-10-1	4-Methyl-2-pentanone	5.0	U
108-88-3	Toluene	0.50	U
10061-02-6	trans-1,3-Dichloropropene	0.50	U
79-00-5	1,1,2-Trichloroethane	0.50	U
127-18-4	Tetrachloroethene	0.50	U
591-78-6	2-Hexanone	5.0	U
124-48-1	Dibromochloromethane	0.50	U
106-93-4	1,2-Dibromoethane	0.50	U
108-90-7	Chlorobenzene	0.50	U
100-41-4	Ethylbenzene	0.50	U
95-47-6	o-Xylene	0.50	U
179601-23-1	m,p-Xylene	0.50	U
100-42-5	Styrene	0.50	U
75-25-2	Bromoform	0.50	U
98-82-8	Isopropylbenzene	0.50	U
79-34-5	1,1,2,2-Tetrachloroethane	0.50	U
541-73-1	1,3-Dichlorobenzene	0.50	U
106-46-7	1,4-Dichlorobenzene	0.50	U
95-50-1	1,2-Dichlorobenzene	0.50	U
96-12-8	1,2-Dibromo-3-chloropropane	0.50	U
120-82-1	1,2,4-Trichlorobenzene	0.50	U
87-61-6	1,2,3-Trichlorobenzene	0.044	U U

SOM01.2

1J - FORM I VOA-TIC
 VOLATILE ORGANICS ANALYSIS DATA SHEET
 TENTATIVELY IDENTIFIED COMPOUNDS

EPA SAMPLE NO.
 TRIP BLANK

Lab Name: TESTAMERICA BURLINGTON Contract: 29000
 Lab Code: STLV Case No.: LASS Mod. Ref No.: SDG No.: NY137390
 Matrix: (SOIL/SED/WATER) Water Lab Sample ID: 830646
 Sample wt/vol: 25.0 (g/mL) mL Lab File ID: 830646
 Level: (TRACE or LOW/MED) TRACE Date Received: 05/21/2010
 % Moisture: not dec. Date Analyzed: 05/25/2010
 GC Column: DB-624 ID: 0.53 (mm) Dilution Factor: 1.0
 Soil Extract Volume: (uL) Soil Aliquot Volume: (uL)
 CONCENTRATION UNITS: (ug/L or ug/kg) ug/L Purge Volume: 25.0 (mL)

	CAS NUMBER	COMPOUND NAME	RT	EST. CONC.	Q
01		Unknown	7.00	3.1	JXB
02					
03					
04					
05					
06					
07					
08					
09					
10					
11					
12					
13					
14					
15					
16					
17					
18					
19					
20					
21					
22					
23					
24					
25					
26					
27					
28					
29					
30					
	E966796(1)	Total Alkanes	N/A		

(1) EPA-designated Registry Number.




SOM01.2

APPENDIX C

TestAmerica
THE LEADER IN ENVIRONMENTAL TESTING

Burlington
30 Community Drive, Suite 11
South Burlington, VT 05403 Tel: 802 660 1990

CHAIN OF CUSTODY RECORD

Report to: Company: <u>Parthena Technologies, Inc.</u> Address: <u>220 Route 70 East, STE B</u> <u>MEDFORD NJ 08055</u> Contact: <u>KEVIN DYSON</u> Phone: <u>(609) 714-2420</u> Fax: <u>(609) 714-2495</u> Contract/ Quote: _____			Invoice to: Company: _____ Address: <u>(SAME)</u> Contact: _____ Phone: _____ Fax: _____			ANALYSIS REQUESTED NOTE: SAMPLE 1W-05 1W-06 CONTAIN RESIDUAL PHOSPHORUS PERMANGANATE SAMPLE NEUTRALIZED w/ ASCORBIC ACID.			Lab Use Only Due Date: _____ Temp. of coolers when received (C°): <u>1.8</u> 1 2 3 4 5 Custody Seal <u>N</u> <u>Y</u> Intact <u>N</u> <u>Y</u> Screened For Radioactivity <input type="checkbox"/>			
Sampler's Name <u>JOH SIMPSON</u>			Sampler's Signature 			50ml ± (VOC) 1LM 054 (METALS)			Proj. No. _____ Project Name _____ No./Type of Containers* _____			
Matrix*	Date	Time	C	G	Identifying Marks of Sample(s)				VOA	250 ml	250 ml	Lab/Sample ID (Lab Use Only)
6W	5/17	1600		X	1500 MW 01				3		1	
W	5/17	0930			1500 MW 04				3		1	
W	5/20	1100			1500 1W 05				3		1	
W	5/18	1500			1500 1W 06				3		1	
W	5/18	1030			1500 1W 16				3		1	
W	5/20	1200			FB 1005'20				3		1	
W					TRIP BLANK	3						
Requisitioned by: (Signature) 		Date <u>5/20/10</u>	Time <u>1630</u>	Received by: (Signature) 		Date <u>5/21/10</u>	Time <u>1634</u>	Remarks PLEASE NOTE: 7-DAY TURNAROUND REQUESTED.				
Requisitioned by: (Signature) _____		Date	Time	Received by: (Signature) _____		Date	Time	Client's delivery of samples constitutes acceptance of TestAmerica terms and conditions contained in the Price Schedule.				
Requisitioned by: (Signature) _____		Date	Time	Received by: (Signature) _____		Date	Time					
*Matrix	WW - Wastewater	W - Water	S - Soil	L - Liquid	A - Air bag	C - Charcoal Tube	SL - Sludge	O - Oil	TestAmerica Cannot accept verbal changes. Please Fax written changes to (802) 660-1919			
*Container	VOA - 40 ml vial	A/G - Amber / Or Glass 1 Liter		250 ml - Glass wide mouth		P/O - Plastic or other						

TAL-8224(100)

CHAIN OF CUSTODY RECORD

Report to: Company: <u>Parthen Technologies, Inc</u> Address: <u>220 Route 7A Ext, Ste B</u> <u>Westford, NJ 08055</u> Contact: <u>Ralph Dupont</u> Phone: <u>(609) 714-2420</u> Fax: <u>(609) 714-2495</u> Contract/Quote: _____		Invoice to: Company: <u>(SAME)</u> Address: _____ Contact: _____ Phone: _____ Fax: _____		ANALYSIS REQUESTED NOTE: SAMPLES 1W05-17 1W06 CONTAIN RESIDUAL POTASSIUM PERMANGANATE TSS TDS/CL/AIR/Sulfates TOC		Lab Use Only Due Date: _____ Temp. of coolers when received (C°): <table border="1" style="width:100%; text-align:center;"> <tr> <td>1</td><td>2</td><td>3</td><td>4</td><td>5</td> </tr> </table> Custody Seal N/Y In tact N/Y Screened For Radioactivity <input type="checkbox"/>		1	2	3	4	5
1	2	3	4	5								
Sampler's Name <u>Jon Simpson</u>		Sampler's Signature 										
Proj. No. <u>1303001</u>		Project Name <u>LAURENCE Mountain SPD SITE</u>		No./Type of Containers*								
Matrix	Date	Time	VOA DG 250 ml P/O	Identifying Marks of Sample(s)		Lab/Sample ID (Lab Use Only)						
W	5/17	1600	X	1500 MW01	1	1	2					
W	5/17	0930		1500 MW04	1	1	2					
W	5/20	1100		1500 1W05	1	1	2					
W	5/18	1200		1500 1W06	1	1	2					
W	5/17	1030	V	1500 1W16	1	1	2					
				FB-B								
						680-57874						
Requisitioned by: (Signature) 		Date <u>5/20/10</u>	Time <u>1430</u>	Received by: (Signature) 		Date <u>5/21/10</u>	Time <u>1017</u>					
Requisitioned by: (Signature)		Date	Time	Received by: (Signature)		Remarks PLEASE NOTE: 7-DAY TURNAROUND REQUESTED. Temp. 2.4/0.8						
Requisitioned by: (Signature)		Date	Time	Received by: (Signature)		Client's delivery of samples constitutes acceptance of TestAmerica terms and conditions contained in the Price Schedule.						
*Matrix	WW - Wastewater	W - Water	S - Soil	L - Liquid	A - Air bag	C - Charcoal Tube	SL - Sludge					
*Container	VGA - 40 ml vial	A/G - Amber / Or Glass 1 Liter		250 ml - Glass wide mouth		P/O - Plastic or other						



L1011001134235-7A1

TestAmerica

THE LEADER IN ENVIRONMENTAL TESTING

Burlington
30 Community Drive, Suite 11
South Burlington, VT 05403 Tel: 802 680 1990

CHAIN OF CUSTODY RECORD

Report to: Company: <u>Pathogen Technologies, Inc</u> Address: <u>220 Route 71 East, Ste B</u> <u>Medford, NJ 08055</u> Contact: <u>Kevin Dwyer</u> Phone: <u>(609) 714-2420</u> Fax: <u>(609) 714-2495</u> Contract/		Invoice to: Company: <u>(Sample)</u> Address: _____ Contact: _____ Phone: _____ Fax: _____	
Sampler's Name: <u>Jon Simpson</u>		Sampler's Signature: 	
Project Name: <u>LANIERKE Aqueous SPD SITE</u>		No. Type of Containers: VOA: 1 1 2 G: 1 1 2 B: 1 1 2 L: 1 1 2	
Master's Date: W 5/17/04 W 5/17/04 W 5/20/04 W 5/18/04 W 5/17/04	Time: 1600 0930 1100 1600 1030	Identifying Marks of Sample(s): 150 MW01 150 MW04 150 MW05 150 HW06 150 MW16 500 (MW) HW03 TO TR Burlington Attn: Sara Cobb	Lab/ Sample ID (Lab Use Only): 680-57874
Report to: Company: <u>Pathogen Technologies, Inc</u> Address: <u>220 Route 71 East, Ste B</u> <u>Medford, NJ 08055</u> Contact: <u>Kevin Dwyer</u> Phone: <u>(609) 714-2420</u> Fax: <u>(609) 714-2495</u> Contract/		Invoice to: Company: <u>(Sample)</u> Address: _____ Contact: _____ Phone: _____ Fax: _____	
Sampler's Name: <u>Jon Simpson</u>		Sampler's Signature: 	
Project Name: <u>LANIERKE Aqueous SPD SITE</u>		No. Type of Containers: VOA: 1 1 2 G: 1 1 2 B: 1 1 2 L: 1 1 2	
Master's Date: W 5/17/04 W 5/17/04 W 5/20/04 W 5/18/04 W 5/17/04	Time: 1600 0930 1100 1600 1030	Identifying Marks of Sample(s): 150 MW01 150 MW04 150 MW05 150 HW06 150 MW16 500 (MW) HW03 TO TR Burlington Attn: Sara Cobb	Lab/ Sample ID (Lab Use Only): 680-57874

Lab Use Only
Due Date:

Temp. of coolers when received (°C):
 1 2 3 4 5
 Custody Seal N/Y
 Intact N/Y
 Screened For Radioactivity

NOTE: Samples 1405 & 1406 contain RESIDUAL POTASSIUM PERMANGANATE

ANALYSIS REQUESTED:
 TSS
 TDS/CL/AIR/SURFAC
 TOC

Remarks PLEASE NOTE: 7-DAY TURNAROUND Requested.
 Temp. 2.4/0.8
 Client's delivery of samples constitutes acceptance of TestAmerica terms and conditions contained in this Price Schedule.
 TestAmerica Cannot accept verbal changes. Please Fax written changes to (802) 680-1919

LA-824(100)