



Engineers | Architects | Scientists | Planners | Surveyors

Holzmacher, McLendon & Murrell, P.C. | H2M Associates, Inc.
H2M Labs, Inc. | H2M Architects & Engineers, Inc.

175 Pinelawn Road | Suite 308
Melville, New York 11747
v 631.756.8000 f 631.454.8432
www.h2m.com

April 29, 2009

Jeffrey Trad, P.E.
Remedial Section C
Remedial Bureau E
Division of Environmental Remediation
625 Broadway, 12th Floor
Albany, NY 12233-7013



**Re: First Quarter 2009 Groundwater Sampling Report
Sonia Road Landfill
1355 Howells Road, West Brentwood, New York**

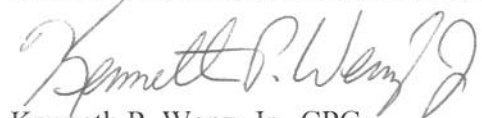
Dear Mr. Trad:

In accordance with your request, and on behalf of the Islip Resource Recovery Agency (IRRA), Holzmacher, McLendon and Murrell, P.C. (H2M) submits herein a compact disk containing an electronic version of the final report for the first quarter 2009 groundwater sampling event at the Sonia Road Landfill. Future semi-annual groundwater sampling reports and annual reports will be submitted to you in this manner, rather than in printed format.

If you have any questions or require any additional information, please contact me at (631) 756-8000, extension 1606.

Very truly yours,

HOLZMACHER, McLENDON & MURRELL, P.C.


Kenneth P. Wenz, Jr., CPG
Senior Project Manager

cc: Anthony Varrichio, P.E./IRRA Chief Engineer

X:\ISLP (Town of Islip) - 10560\2009\ISLP0901 (Sonia Rd)\CORRESPONDENCE\Outgoing\Electronic Report Transmittal to NYSDEC.doc



CELEBRATING 75 YEARS



**FIRST QUARTER 2009 MONITORING REPORT
(ROUTINE SAMPLING EVENT)**

**POST CLOSURE GROUNDWATER MONITORING
PROGRAM**

**SONIA ROAD LANDFILL
BRENTWOOD, NEW YORK**

April 2009

Prepared for:

Islip Resource Recovery Agency
401 Main Street
Islip, New York 11751

H2M No. ISLP0901

H2MGROUP

HOLZMACHER, McLENDON & MURRELL, P.C.

175 Pinelawn Road, Suite 308
Melville, New York 11747-5076

Engineers | Architects | Scientists | Planners | Surveyors

**FIRST QUARTER 2009 MONITORING REPORT
Sonia Road Landfill
Brentwood, NY**

CONTENTS

<u>Section</u>	<u>Page</u>
1.0 INTRODUCTION.....	1
1.1 Purpose.....	1
1.2 Site Location and Description.....	1
2.0 MONITORING WELL NETWORK AND GROUNDWATER SAMPLE LOCATIONS.....	4
3.0 SAMPLING AND ANALYTICAL PROCEDURES.....	4
3.1 Groundwater Level Measurement.....	4
3.2 Groundwater Sampling.....	5
3.3 Organic Vapor and Combustible Gas Monitoring.....	6
3.4 Analytical Parameters.....	6
4.0 ANALYTICAL RESULTS.....	6
4.1 Field Parameters.....	6
4.2 Groundwater Samples.....	7
4.2.1 Leachate Indicators.....	7
4.2.2 Historic Leachate Indicators.....	7
4.2.3 Inorganic Parameters.....	11
4.2.4 Historic Inorganic Parameters.....	12
4.2.5 Volatile Organic Compounds.....	14
4.3 Organic Vapor and Combustible Gas Monitoring.....	14
5.0 DATA VALIDATION.....	14
6.0 GROUNDWATER LEVEL MEASUREMENTS AND FLOW DIRECTION.....	15
7.0 CONCLUSIONS AND RECOMMENDATIONS.....	16
7.1 Conclusions.....	16
7.2 Recommendations.....	17

**FIRST QUARTER 2009 MONITORING REPORT
Sonia Road Landfill
Brentwood, NY**

FIGURES

<u>No.</u>	<u>Description</u>
1	Site Location Map
2	Groundwater Monitoring Well Locations
3	Water Table Elevation Contour Map
4	Potentiometric Surface Elevation Contour Map for Intermediate Zone
5	Potentiometric Surface Elevation Contour Map for Deep Zone

TABLES

<u>No.</u>	<u>Description</u>
1	Summary of Well Construction Details
2	Wells Sampled as Part of the Post Closure Groundwater Monitoring Program
3	Total Volatile Organic Compound and Combustible Gas Readings
4	Final Field Measurements
5	Summary of Concentrations Trends for Leachate Indicator Parameters
6	Summary of Concentrations Trends for Inorganic Parameters
7	Depth to Water and Groundwater Elevation Measurements

APPENDICES

A	Historic Data Tables and Graphs
A-1	Leachate Indicator Parameters
A-2	Inorganic Parameters
A-3	Volatile Organic Compounds
A-4	Water Quality Graphs
B	Data Validation Report

1.0 INTRODUCTION

This report presents the results of First Quarter 2009 quarterly groundwater monitoring event conducted as part of the Post Closure Groundwater Monitoring Program for the Sonia Road Landfill. The sampling program was conducted for the Town of Islip, as administered by the Islip Resource Recovery Agency (IRRA), in conformance with the December 2001 Sampling and Analysis Plan (SAP) prepared by others. The SAP is a part of the Sonia Road Post Closure Monitoring and Maintenance Plan (Volume 3 of 4), which was approved by the New York State Department of Environmental Conservation (NYSDEC) in a letter dated January 18, 2006.

1.1 Purpose

The purpose of the Post Closure Groundwater Monitoring Program is to monitor groundwater quality and flow direction following capping and closure of the Sonia Road Landfill.

This Post Closure Groundwater Monitoring Program report includes discussions of the sample locations, sampling procedures, laboratory analyses, field and analytical results, data validation, groundwater level measurements and groundwater flow direction. In addition, the report includes a comparison of the analytical results from the First Quarter 2009 sampling event to applicable New York State groundwater quality standards and guidance values.

1.2 Site Location and Description

The Sonia Road Landfill is a capped and closed inactive municipal solid waste landfill owned by the Town of Islip. The landfill is located at 1355 Howells Road in the hamlet of Brentwood in the western portion of the Town and is in close proximity to the western town boundary with the Town of Babylon. The location of the Sonia Road Landfill is shown on Figure 1.

The landfill property is 42.2 acres in area and is approximately rectangular in shape. The landfill is bounded to the north by industrial properties, to the east by residential properties, to the south by Deer Park Street with residential properties beyond, and to the west by Howell's Road, Secatogue Road and Corbin Avenue with industrial properties beyond. In the southwest corner of the property is one residential parcel (Tax Map No. 221-2-1), which is not part of landfill property described above. At the northwest corner of the property is a 0.5-acre parcel owned by the Town of Islip (Tax Map No. 198-5-7.3), which is identified as a paper street. Given that the waste mass extends onto this parcel, it is considered as part of the landfill property, and as a result, the overall landfill property is considered to be 42.7 acres. At and abutting the northeast corner of the landfill property is the western extension of Sonia Road for which the facility is named.

The landfill property itself is zoned Industrial I and Industrial II with a small portion along the southeastern boundary zoned as residential.

To the southwest of the landfill property is the West Brentwood Middle School, which is located on the west side of Howell's Road. Beyond the school property to the south and west is the headwater of Sampawams Creek. Sampawams Creek is fed by groundwater discharge as well as storm water management systems for the surrounding areas. Sampawams Creek runs from north to south and empties into the Guggenheim Lakes, which are located north of the Southern State Parkway. Sampawams Creek generally describes the western boundary of the Town of Islip and the eastern boundary of the Town of Babylon.

The Sonia Road Landfill site has been owned by the Town of Islip since 1965. Prior to 1965, the site was privately owned and used as a source of mined sand and gravel. As a result of this mining operation, virtually the entire site was disturbed, including the removal of vegetation, topsoil and underlying minerals. The mining operation was extensive with the removal of minerals progressing to and below the water table. Removal of minerals below the water table was accomplished through the use of dredging equipment. This activity resulted in the formation of a groundwater lake over a significant portion of the site (40% to 50%). It is reported that this

dredging operation may have removed materials to a depth of 50 feet below the water table. Soil borings constructed as part of the remedial investigation at the landfill confirmed that waste lies at least 36 feet below the water table.

In 1965, the Town of Islip took title to the Sonia Road property and began a landfilling operation for the disposal of municipal solid waste. Landfilling at the site occurred between 1965 and 1977, with the most active period of landfilling occurring between 1965 and 1974. It has been estimated that between 1.5 and 2.0 million cubic yards of waste were disposed at the site. There are no weight records to substantiate this estimate.

The landfill reportedly accepted all municipal solid waste delivered to the site. This waste is reported to include wood, concrete, metal, plastic, glass, household waste in the form of refuse, rubbish, demolition materials and yard wastes (particularly leaves). It is also reported that junk automobiles were routinely disposed at the facility and that underground fires were common.

The Sonia Road Landfill was capped in the fall of 2000. The landfill capping system covers an area of approximately 40 acres. The capping system includes an active landfill gas management system, an on-site storm water management system and a perimeter road constructed around the entire site using recycled concrete aggregate. The storm water management system consists of a series of drainage swales, catch basins, buried storm water piping, dry wells and two recharge basins. Storm water from the northeastern corner of the property is discharged to a series of dry wells (leaching rings) in the area of Sonia Road. The remainder of the site storm water is directed to Recharge Basins 1 and 2 located on the west side of the property. Recharge Basin 1 is located adjacent to the main entrance gate located on Corbin Avenue, and Recharge Basin 2 is located in the southwest corner of the property. For the majority of the site, drainage swales are located on the in-board side of the perimeter road.

2.0 MONITORING WELL NETWORK AND GROUNDWATER SAMPLE LOCATIONS

The monitoring well network for the Sonia Road Landfill consists of 35 wells. Well locations are shown on Figure 2. The monitoring wells were constructed as 12 well clusters, with each cluster comprised of a shallow (S) well, intermediate (I) well and deep (D) well, with the exception of the MW-02 cluster. Shallow well MW-02S was abandoned in August 2005 and has been eliminated from the Post-closure Monitoring Program. All 35 wells were utilized for water level measurements. Well construction information for all wells is summarized in Table 1.

Twenty-two (22) wells are included as part of the Post Closure Monitoring Program. The sampled wells are listed in Table 2. All 22 monitoring wells were sampled during the First Quarter 2009 sampling event.

3.0 SAMPLING AND ANALYTICAL PROCEDURES

Sampling procedures for the Sonia Road Landfill site are described in the SAP. Dedicated and disposable sampling equipment was used whenever possible in accordance with the SAP. All non-disposable equipment was decontaminated before first use on-site and between uses in accordance with the procedures described in the SAP. The following sections provide brief discussions of the procedures used during groundwater level measurement activities, organic vapor and combustible gas monitoring, groundwater sampling and sample analysis.

3.1 Groundwater Level Measurement

Prior to collecting the groundwater samples, synoptic water level measurements were obtained from all 35 monitoring wells for determination of groundwater elevations and groundwater flow direction. Groundwater level measurements were obtained from a surveyed measuring point on each well using an electronic water level indicator to an accuracy of 0.01 foot. A discussion of the groundwater level measurement results and groundwater flow direction is provided in Section 6.0.

3.2 Groundwater Sampling

Prior to collection of each groundwater sample, 3 to 5 well volumes were purged from the well. Well purging was accomplished by first measuring the static water level in the well and calculating the standing water volume. A decontaminated submersible pump was used to purge each well.

During the purging process, field parameters (Ph, specific conductance, temperature, oxidation-reduction potential (ORP), dissolved oxygen and turbidity) were monitored and recorded. When the values of the field parameters, except turbidity, equilibrated within 10% based on the last two readings, the turbidity of the groundwater was less than 50 Nephelometric Turbidity Units (NTUs) and at least three well volumes had been removed, well purging was considered complete.

Groundwater samples were collected using new, dedicated, disposable polyethylene bailers and polypropylene rope. Samples were collected immediately after purging. Filled sample bottles were stored in ice-filled coolers with the chain of custody forms and delivered on the day of collection to H2M Laboratories, Inc. for analysis. H2M Laboratories, Inc. is approved by the New York State Department of Health Environmental Laboratory Approval Program (ELAP) for the analyses performed.

Appropriate quality assurance/quality control (QA/QC) samples, including field blanks, matrix spike and matrix spike duplicate (MS/MSD) sets and blind duplicates, were collected in accordance with the SAP. For the baseline sampling event, trip blanks accompanied all sample shipments.

In accordance with the SAP, purge water from all on-site wells and all wells immediately adjacent to the landfill property was disposed directly into the nearest landfill capping system drainage swale. Purge water generated from off-site well clusters 11 and 12 was pumped into a

tank truck, transported to the landfill and discharged into the landfill's on-site Recharge Basin 1 in accordance with the SAP.

3.3 Organic Vapor and Combustible Gas Monitoring

Total organic vapor and combustible gas measurements were collected in all 35 monitoring wells throughout the reporting period. Organic vapors were measured using a photoionization detector (PID). Combustible gas was measured using a portable multi-gas meter. Gas monitoring results represent headspace measurements collected during the synoptic groundwater level measurements. The organic vapor and combustible gas monitoring results for the reporting period are provided in Table 3.

3.4 Analytical Parameters

Groundwater samples collected during the First Quarter 2009 sampling event were analyzed for 6 NYCRR Part 360 Routine Parameters, in accordance with SW-846 methods as specified in the 6 NYCRR Part 360 regulations. The analytical results are discussed in Section 4.2.

4.0 ANALYTICAL RESULTS

4.1 Field Parameters

As described in Section 3.2, field parameters monitored during the purging of the monitoring wells included pH, specific conductance, temperature, ORP, dissolved oxygen and turbidity. A summary of the final field parameter values measured at the time of sample collection and additional field data collected during First Quarter 2009 sampling event are provided in Table 4.

4.2 Groundwater Samples

The analytical results for the groundwater samples collected during the First Quarter 2009 sampling event, compared to NYSDEC Class GA groundwater standards and guidance values, are provided in Appendix A-1 (leachate indicator parameters) and Appendix A-2 (inorganic parameters). Historic sample results are also included in these tables. Historic results for volatile organic compounds (not included in the Part 360 Routine analysis list) are included in Appendix A-3.

4.2.1 Leachate Indicators

As shown in Appendix A-1, the leachate indicator parameters ammonia and nitrate were detected in one or more wells at concentrations exceeding the NYSDEC Class GA groundwater standards. These parameters are each discussed below.

Ammonia

The groundwater standard for ammonia of 2 milligrams per liter (mg/l) was exceeded in 4 wells (MW-04S, MW-05S, MW-06S and MW-12I). Ammonia concentrations in these wells ranged from 2.60 mg/l in MW-06S to 3.40 mg/l in MW-05S.

Nitrate

The groundwater standard for nitrate of 10 mg/l was exceeded in well MW-01D, which contained a nitrate concentration of 14.9 mg/l.

4.2.2 Historic Leachate Indicators

A comparison of the current leachate indicator results for the 22 sampled wells to the previous results (Fourth Quarter 2008 sampling event) is provided below. Concentration trends

and exceedances of groundwater standards/guidance values for each well and parameter are summarized in Table 5.

Alkalinity

Two (2) of the 22 wells sampled showed increasing alkalinity concentrations (defined as a change of at least 20% compared to the previous results). These wells are MW-04I and MW-12I. Seven (7) wells (MW-01I, MW-02I, MW-05D, MW-06S, MW-11I, MW-11D and MW-12S) showed decreasing concentrations (defined as a change of at least 20% compared to the previous results). The remaining 13 wells were consistent (defined as within 20% of the previous results).

Ammonia

Five (5) wells (MW-02I, MW-04S, MW-04I, MW-07I and MW-12I) showed increasing ammonia concentrations. One (1) well (MW-06S) showed a decreasing ammonia concentration. The remaining 16 wells were consistent.

Biochemical Oxygen Demand

One (1) well (MW-04S) showed an increasing biochemical oxygen demand (BOD). One (1) well (MW-11S) showed decreasing BOD. The remaining 20 wells were consistent.

Bromide

All 22 wells were consistent.

Chemical Oxygen Demand

Eleven (11) wells (MW-01S, MW-01D, MW-03S, MW-04S, MW-05S, MW-05D, MW-06S, MW-06D, MW-07I, MW-11S and MW-12S) showed decreasing chemical oxygen demand. The remaining 11 wells were consistent.

Chloride

Three (3) wells (MW-04I, MW-04D and MW-12I) showed increasing chloride concentrations. Four (4) wells (MW-01D, MW-07I, MW-11S and MW-11D) showed decreasing chloride concentrations. The remaining 15 wells were consistent.

Hardness

Twenty-one (21) wells (MW-01S, MW-01I, MW-02I, MW-02D, MW-03S, MW-04S, MW-04I, MW-04D, MW-05S, MW-05I, MW-05D, MW-06S, MW-06I, MW-06D, MW-07I, MW-11S, MW-11I, MW-11D, MW-12S, MW-12I and MW-12D) showed increasing hardness concentrations. One (1) well (MW-01D) showed a decreasing hardness concentration.

Nitrate

Five (5) wells (MW-01D, MW-02I, MW-05D, MW-06S and MW-06D) showed increasing nitrate concentrations. Eight (8) wells (MW-01I, MW-02D, MW-06I, MW-07I, MW-11S, MW-11I, MW-11D and MW-12S) showed decreasing nitrate concentrations. The remaining 9 wells were consistent.

Phenols

All 22 wells were consistent.

Sulfate

Five (5) wells (MW-01I, MW-01D, MW-02I, MW-04I and MW-07I) showed increasing sulfate concentrations. Four (4) wells (MW-02D, MW-05D, MW-06D and MW-12S) showed decreasing sulfate concentrations. The remaining 13 wells were consistent.

Total Organic Carbon

Nine (9) wells (MW-01S, MW-04S, MW-05S, MW-05I, MW-05D, MW-06S, MW-11S, MW-12S and MW-12D) showed decreasing total organic carbon concentrations. The remaining 13 wells were consistent.

Total Dissolved Solids

Nine (9) wells (MW-04I, MW-04D, MW-06D, MW-07I, MW-11I, MW-11D, MW-12S, MW-12I and MW-12D) showed increasing total dissolved solids (TDS) concentrations. The remaining 13 wells were consistent.

Total Kjeldahl Nitrogen

Three (3) wells (MW-01I, MW-06I and MW-07I) showed increasing total Kjeldahl nitrogen (TKN) concentrations. Seven (7) wells (MW-02I, MW-03S, MW-04I, MW-05D, MW-06S, MW-11S and MW-12S) showed decreasing TKN concentrations. The remaining 12 wells were consistent.

4.2.3 Inorganic Parameters

As shown in Appendix A-2, three metals (iron, manganese and sodium) were detected in one or more wells at concentrations exceeding NYSDEC Class GA groundwater standards. These parameters are each discussed below.

Iron

The groundwater standard for iron of 300 micrograms per liter ($\mu\text{g/l}$) was exceeded in 10 wells (MW-01S, MW-03S, MW-04S, MW-04I, MW-04D, MW-05S, MW-05I, MW-06S, MW-06D and MW-11S). Iron concentrations detected in these wells ranged from 990 $\mu\text{g/l}$ in MW-011S to 51,600 $\mu\text{g/l}$ in MW-06S.

Manganese

The groundwater standard for manganese of 300 $\mu\text{g/l}$ was exceeded in 12 wells (MW-01S, MW-03S, MW-04S, MW-04I, MW-04D, MW-05S, MW-05I, MW-05D, MW-06S, MW-06D, MW-11S and MW-12I). Manganese concentrations detected in these wells ranged from 461 $\mu\text{g/l}$ in MW-06S to 11,100 $\mu\text{g/l}$ in MW-06D.

Sodium

The groundwater standard for sodium of 20,000 $\mu\text{g/l}$ was exceeded in 12 wells (MW-01S, MW-01D, MW-03S, MW-04S, MW-04I, MW-05S, MW-05I, MW-05D, MW-06S, MW-07I, MW-11S and MW-12S). Sodium concentrations detected in these wells ranged from 20,900 $\mu\text{g/l}$ in MW-07I to 130,000 $\mu\text{g/l}$ in MW-01D.

4.2.4 Historic Inorganic Parameters

A comparison of the current inorganic indicator results for the 22 sampled wells to the previous results (Fourth Quarter 2008 sampling event) is provided below. Concentration trends and exceedances of groundwater standards/guidance values for each well and parameter are summarized in Table 6.

Cadmium

Two (2) wells (MW-04D and MW-05D) showed increasing cadmium concentrations. One (1) well (MW-06S) showed a decreasing cadmium concentration. The remaining 19 wells were consistent.

Calcium

Three (3) wells (MW-04D, MW-05I and MW-12I) showed increasing calcium concentrations. One (1) well (MW-07I) showed a decreasing calcium concentration. The remaining 18 wells were consistent.

Iron

Ten (10) wells (MW-02I, MW-02D, MW-03S, MW-04I, MW-04D, MW-05I, MW-07I, MW-11I, MW-11D and MW-12D) showed increasing iron concentrations. Six (6) wells (MW-01I, MW-05D, MW-06S, MW-06I, MW-11S and MW-12S) showed decreasing iron concentrations. The remaining 6 wells were consistent.

Lead

Four (4) wells (MW-04S, MW-04D, MW-11S and MW-12S) showed decreasing lead concentrations. The remaining 18 wells were consistent.

Magnesium

Three (3) wells (MW-04D, MW-05I and MW-12I) showed increasing magnesium concentrations. One (1) well (MW-07I) showed a decreasing magnesium concentration. The remaining 18 wells were consistent.

Manganese

Five (5) wells (MW-01S, MW-02I, MW-04D, MW-05I and MW-12I) showed increasing manganese concentrations. Six (6) wells (MW-01I, MW-06S, MW-07I, MW-11I, MW-11D and MW-12S) showed decreasing manganese concentrations. The remaining 11 wells were consistent.

Potassium

Two (2) wells (MW-04I and MW-07I) showed increasing potassium concentrations. Five (5) wells (MW-01S, MW-02I, MW-06S, MW-11S and MW-12S) showed decreasing potassium concentrations. The remaining 15 wells were consistent.

Sodium

Two (2) wells (MW-04I and MW-12I) showed increasing sodium concentrations. Four (4) wells (MW-06S, MW-07I, MW-11S and MW-12S) showed decreasing potassium concentrations. The remaining 16 wells were consistent.

4.2.5 Volatile Organic Compounds

Volatile organic compounds (VOCs) are not included in the 6 NYCRR Part 360 Routine parameters analyte list and, as a result, were not analyzed during this quarterly sampling event.

In order to evaluate changes in groundwater quality, historic results for alkalinity, iron plus manganese and total dissolved solids were graphed for the shallow, intermediate and deep zones for upgradient well clusters 1 and 11, and downgradient well clusters 4 and 5. These parameters were selected as possible indicators of landfill impacts to groundwater. These graphs are included in Appendix A-4.

4.3 Organic Vapor and Combustible Gas Monitoring

The results of the organic vapor and combustible gas monitoring are presented in Table 3. No VOCs were measured by the photoionization detector (PID) in any of the 22 monitoring wells sampled during the First Quarter 2009 sampling event. In addition, all 22 wells showed a combustible gas reading of 0% of the lower explosive limit (LEL).

5.0 DATA VALIDATION

The data packages were validated in accordance with the SAP. The data validation report is included in Appendix B.

Twenty-three (23) groundwater samples, two blind duplicate samples, two matrix spike/matrix spike duplicate (MS/MSD) sample sets and four field blanks were collected as part of the First Quarter 2009 monitoring event at the Sonia Road Landfill. Sample analysis was performed by H2M Laboratories, a contractor to the IRRA, in accordance with SW-846 laboratory methods as specified in the 6 NYCRR Part 360 regulations. H2M Laboratories is approved by the New York State Department of Health Environmental Laboratory Approval Program (ELAP) for the analyses performed.

The data packages submitted by H2M Laboratories were reviewed for completeness and compliance with the analytical methods. All of the quality assurance/quality control (QA/QC) samples (calibrations, spikes, duplicates and blanks), as well as 10% of the analytical results, were reviewed yielding a “10% validation”. The samples that were reviewed included MW-01D, MW-07I and MW-12S. The findings of the review process are summarized below.

All samples were analyzed within the method-specified holding times. All QA/QC requirements were met. All results are described in the previous sections.

Blind duplicate samples were collected from wells MW-06I (labeled as MW-06X) and MW-05I (labeled as MW-05X). The results were comparable between the samples and the duplicates.

Since blind field duplicate correlations were acceptable within validation guidelines, except for ammonia and Total Kjeldahl Nitrogen (TKN) in MW-05I, and hardness in MW-06I, ammonia and TKN results for MW-05I and MW-05X, and hardness results for MW-06I and MW-06X were flagged as estimated.

Other than as described above, qualification of the data was not necessary. All data are deemed valid and usable for environmental assessment purposes.

6.0 GROUNDWATER LEVEL MEASUREMENTS AND FLOW DIRECTION

Groundwater level measurements were obtained in February 2009, from the 22 monitoring wells included in the Post-Closure Groundwater Monitoring Program and the 13 additional site-related wells not sampled as part of the program. The depth to groundwater measurements, measuring point elevations and calculated groundwater elevations for the 35 monitoring wells are shown in Table 7.

The February water level data were used to construct groundwater elevation contour maps for the shallow (water table), intermediate and deep Upper Glacial aquifer wells at and in the immediate vicinity of the Sonia Road Landfill. Water table and potentiometric surface (for the intermediate and deep wells) elevation contour maps are presented on Figures 3, 4 and 5, respectively. Groundwater flow in the vicinity of the landfill is toward the southeast for the zones of the Upper Glacial aquifer screened by the shallow, intermediate and deep wells. This flow direction is consistent with historic data for the site.

7.0 CONCLUSIONS AND RECOMMENDATIONS

7.1 Conclusions

Groundwater Flow

Based on groundwater level measurements collected during the First Quarter 2009 sampling event and the water table/potentiometric surface elevation contour maps prepared for the site, groundwater flow in the vicinity of the Sonia Road Landfill is toward the southeast for the zones of the Upper Glacial aquifer screened by the shallow, intermediate and deep wells. This flow direction is consistent with historic data for the site.

Groundwater Quality

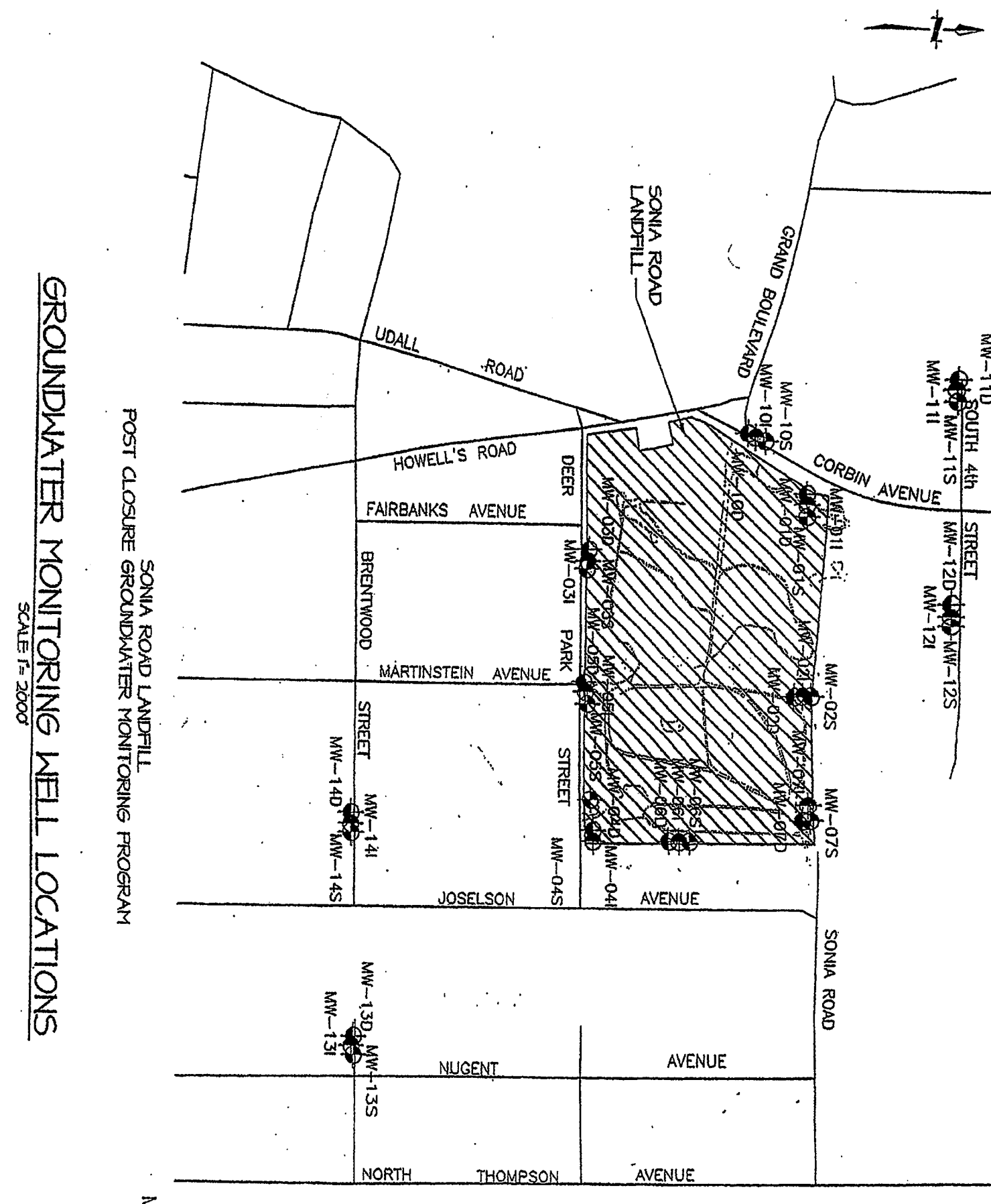
Based on a comparison of the First Quarter 2009 sample results to those from the Fourth Quarter 2008 sampling event, as well as review of the historical trend graphs in Appendix A-4, groundwater quality in the vicinity of the Sonia Road Landfill has not changed substantially.

Although ammonia concentrations that exceeded the groundwater standard were detected in downgradient and sidegradient monitoring wells, upgradient well MW-12I also contained ammonia at a concentration that exceeded the standard. In addition, as shown in Appendix A-1, ammonia has historically been detected at concentrations exceeding the standard in upgradient wells. The nitrate concentration that exceeded the groundwater standard was detected in only one upgradient well. As a result, it is concluded that the source of these parameters is not the Sonia Road Landfill. Similarly, the detected concentrations of iron, manganese and sodium are likely not indicative of landfill-influenced groundwater, since concentrations of these parameters that exceeded groundwater standards were detected in monitoring wells located upgradient, sidegradient and downgradient of the landfill.

7.2 Recommendations

Based on the results from the First Quarter 2009 sampling event and comparison of these results to historic data for the Sonia Road Landfill, it is recommended to continue to sample the groundwater monitoring wells in accordance with the SAP, which was modified by NYSDEC letter dated March 19, 2009 to reflect a change in sampling frequency from quarterly to semi-annual.

FIGURES



SONIA ROAD LANDFILL
POST CLOSURE GROUNDWATER MONITORING PROGRAM

GROUNDWATER MONITORING WELL LOCATIONS

SCALE 1" = 2000'


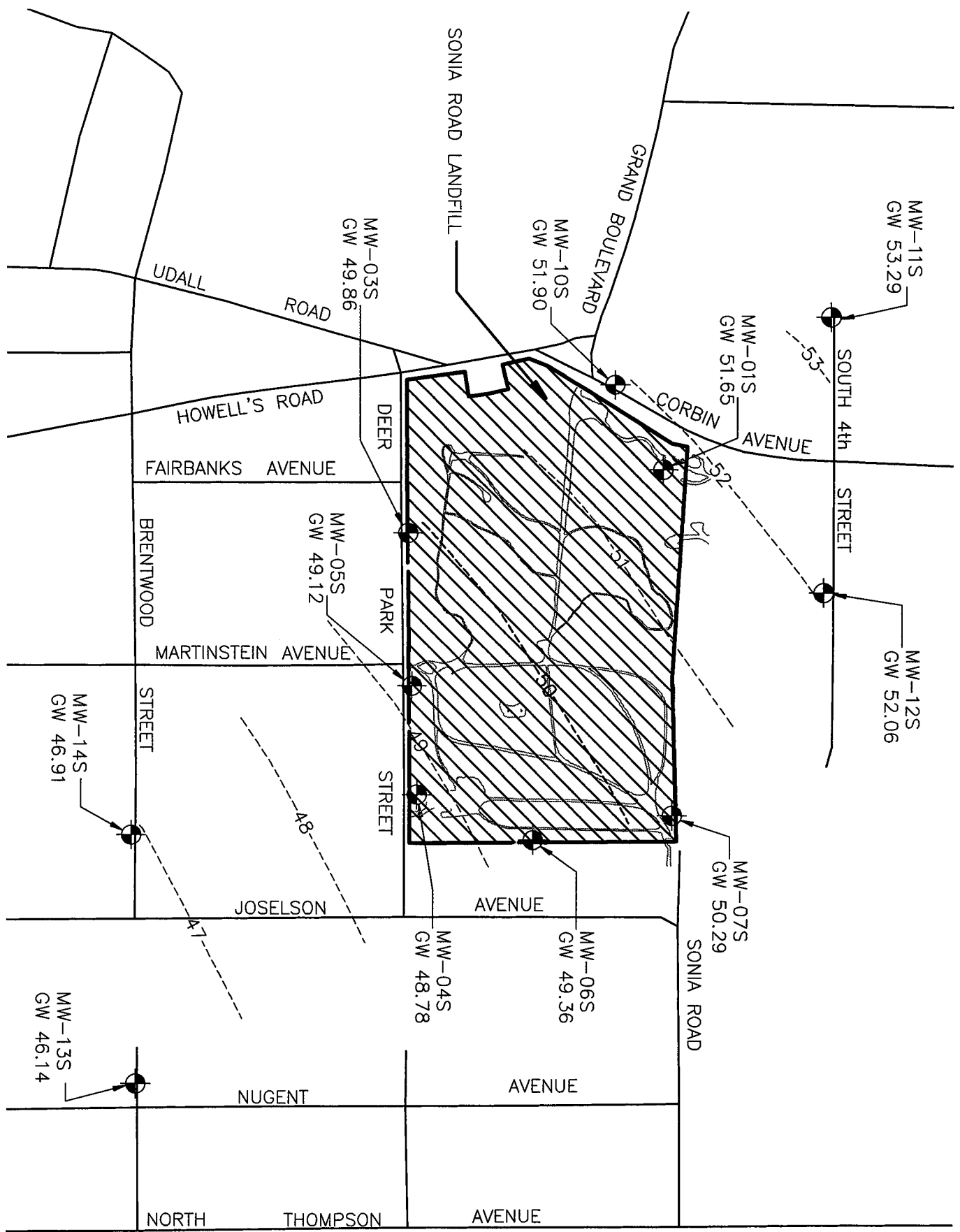
LEGEND:
 GROUNDWATER MONITORING WELL AND DESIGNATION
 MW-14S



FIGURE 2

H2M GROUP ENGINEERS • ARCHITECTS • PLANNERS • SCIENTISTS • SURVEYORS
 MELVILLE, N.Y. TORONTO, N.Y.




- LEGEND**
- MW-11S MONITORING WELL LOCATION AND DESIGNATION
 - GW 5173 GROUNDWATER ELEVATION, IN FEET MSL
 - 50 GROUNDWATER ELEVATION CONTOUR, IN FEET MSL

FIGURE 3
SONIA ROAD LANDFILL
POST CLOSURE GROUNDWATER
MONITORING PROGRAM

WATER TABLE ELEVATION CONTOUR MAP

TOWN OF ISLP, SUFFOLK COUNTY, NEW YORK
 PROJECT No. ISLP-0901 DATE: FEB. 2009

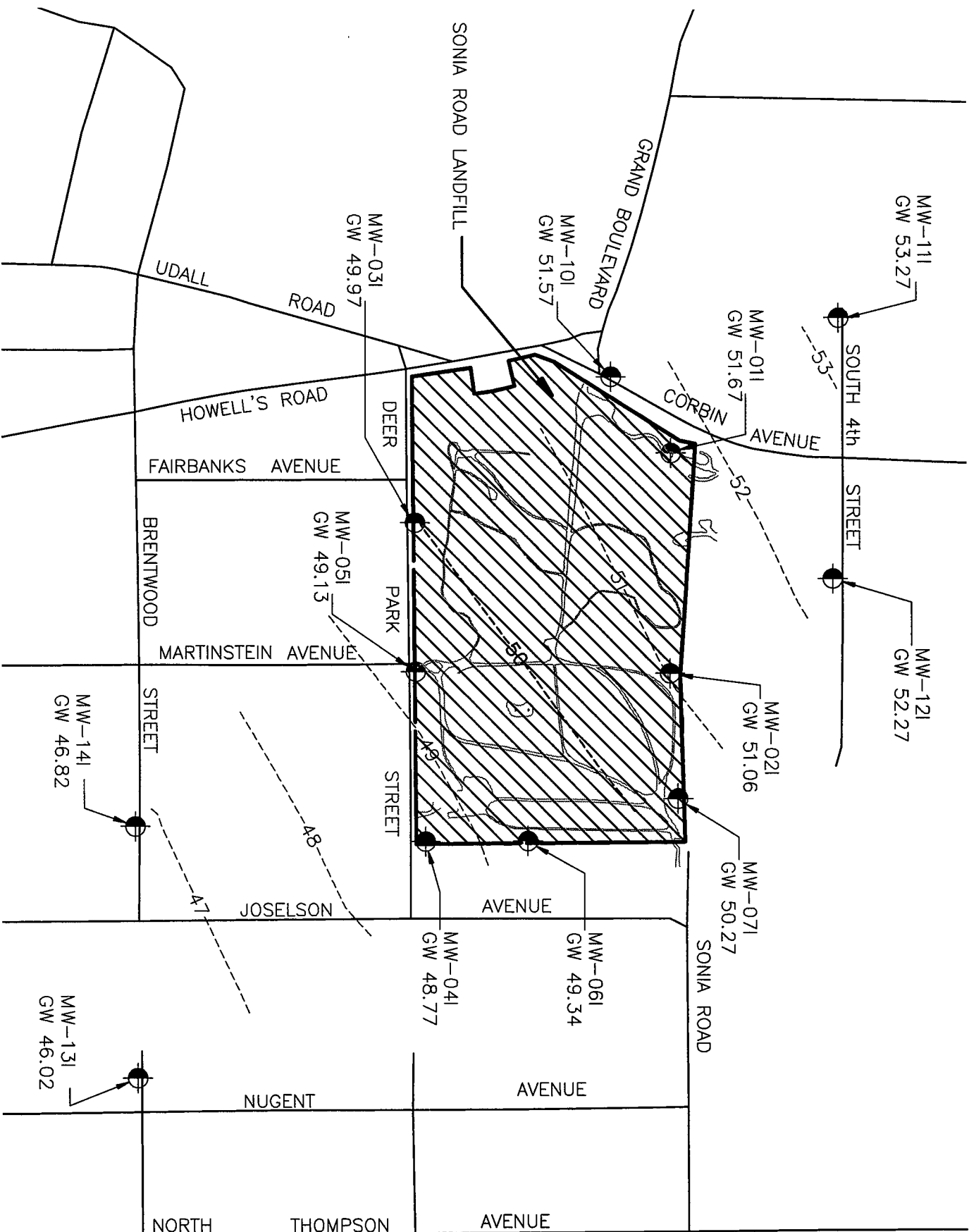


H2M GROUP
 ENGINEERS & ARCHITECTS & PLANNERS & SCIENTISTS & SURVEYORS

HOLZMACHER, McLENDON & MURRELL, P.C.
 878 Broad Hollow Road, Melville, New York 11747

MEVILLE, N.Y. ■ (516)-756-8000
 TOTOVA, N.J. □ (973)-842-0700

E-mail: h2m@h2m.com
 www.h2m.com



LEGEND
 MW-#-# MONITORING WELL LOCATION AND DESIGNATION
 GW 6129 GROUNDWATER ELEVATION, IN FEET MSL
 50 ----- GROUNDWATER ELEVATION CONTOUR, IN FEET MSL

FIGURE 4
SONIA ROAD LANDFILL
POST CLOSURE GROUNDWATER
MONITORING PROGRAM
POTENTIOMETRIC SURFACE ELEVATION
CONTOUR MAP FOR INTERMEDIATE ZONE

TOWN OF ISLP, SUFFOLK COUNTY, NEW YORK
 PROJECT No. ISLP-0901 DATE: FEB. 2009




HOLZMACHER, MCLENDON & MURRELL, P.C.
 676 Broad Hollow Road, Melville, New York 11747

MELVILLE, N.Y. ■
 (631)-756-8000

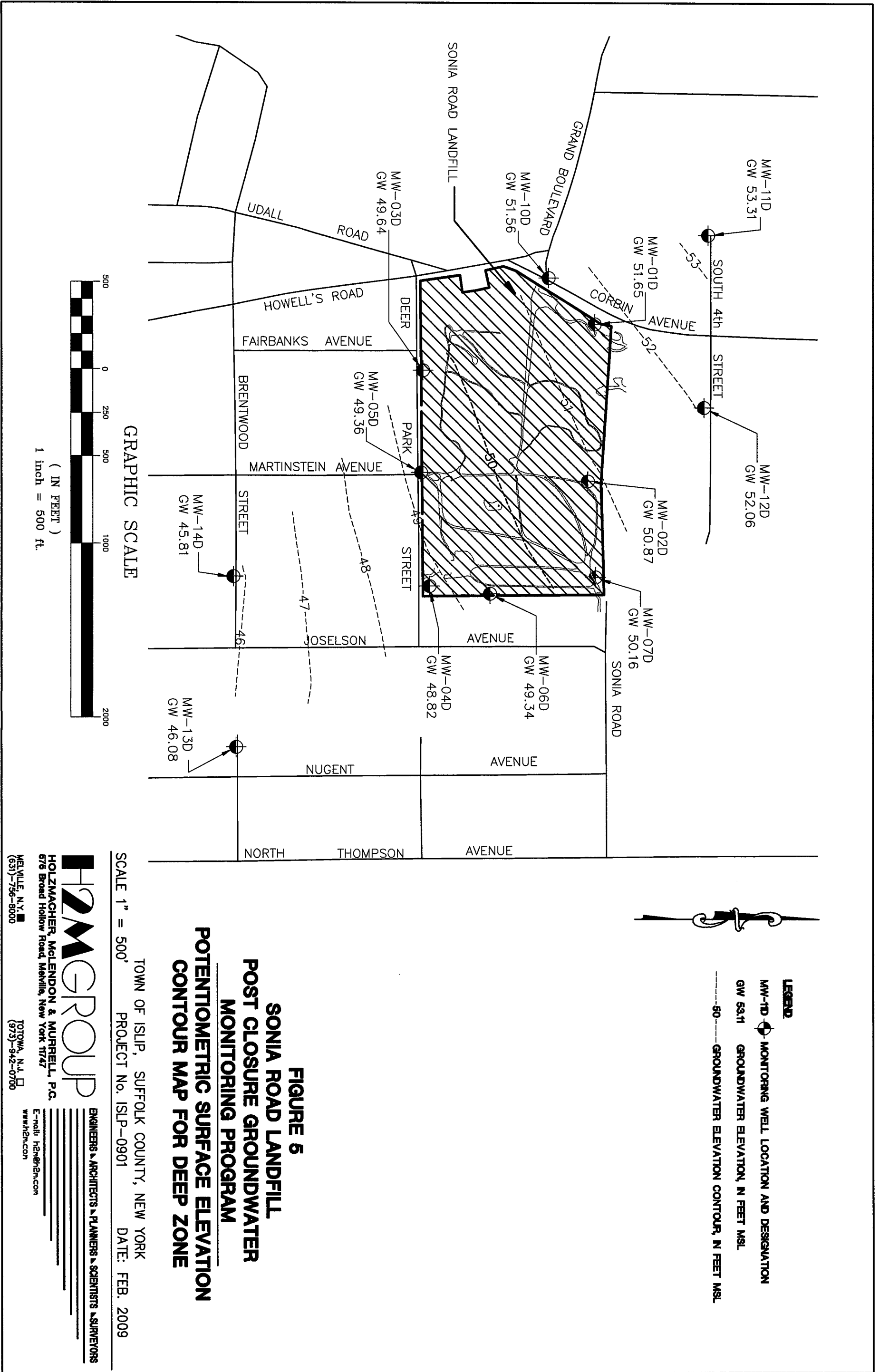
TOTOWA, N.J. □
 (973)-942-0700

ENGINEERS ■ ARCHITECTS ■ PLANNERS ■ SCIENTISTS ■ SURVEYORS
 E-mail: h2m@h2m.com
 www.h2m.com

GRAPHIC SCALE



(IN FEET)
 1 inch = 500 ft.



LEGEND

- MW-ID MONITORING WELL LOCATION AND DESIGNATION
- GW 53.11 GROUNDWATER ELEVATION, IN FEET MSL
- 50 GROUNDWATER ELEVATION CONTOUR, IN FEET MSL


FIGURE 5
SONIA ROAD LANDFILL
POST CLOSURE GROUNDWATER
MONITORING PROGRAM
POTENTIOMETRIC SURFACE ELEVATION
CONTOUR MAP FOR DEEP ZONE

TOWN OF ISLP, SUFFOLK COUNTY, NEW YORK
 PROJECT No. ISLP-0901 DATE: FEB. 2009

H2M GROUP
 ENGINEERS ARCHITECTS PLANNERS SCIENTISTS SURVEYORS

HOLZMACHER, McLENDON & MURRELL, P.C.
 676 Broad Hollow Road, Melville, New York 11747

MEVILLE, N.Y. (516)-756-8000
 TOTTEN, N.J. (973)-942-0700
 E-mail: h2m@h2m.com
 www.h2m.com



TABLES

Table 1
SUMMARY OF MONITORING WELL CONSTRUCTION DETAILS
Sonia Road Landfill Post Closure Groundwater Monitoring Program

Well Designation	Date Completed	Well Diameter (inches)	Screen Type	Total Depth (feet below grade)	Screen Setting			Measuring Point Elevation (feet above mean sea level)
					Depth (feet below measuring point)	Elevation (feet above mean sea level)		
MW-01D ⁽¹⁾	10/14/97	4	SS	106	96-106	(-32) - (-42)	64.53	
MW-01I ⁽¹⁾	10/6/97	4	SS	78	68 - 78	(-2) - (-12)	65.36	
MW-01S ⁽¹⁾	1/5/95	4	PVC	29	19 - 29	47 - 37	66.01	
MW-02D ⁽⁴⁾	10/13/97	4	SS	116	106 - 116	(-27) - (-37)	78.43	
MW-02I ⁽⁴⁾	10/1/97	4	SS	72	62 - 72	16 - 7	78.24	
MW-02S					<i>Abandoned in August 2005</i>			
MW-03D ⁽¹⁾	9/30/97	4	SS	107	97 - 107	(-26) - (-36)	70.50	
MW-03I ⁽¹⁾	1/9/95	4	PVC	84	79 - 84	(-8) - (-13)	70.77	
MW-03S ⁽¹⁾	1/6/95	4	PVC	32	22 - 32	49 - 39	70.76	
MW-04D ⁽¹⁾	10/6/97	4	SS	114	104 - 114	(-35) - (-45)	69.03	
MW-04I ⁽¹⁾	9/29/97	4	SS	71	61 - 71	8 - (-2)	69.31	
MW-04S ⁽¹⁾	1/6/95	4	PVC	34	24 - 34	48 - 38	71.10	
MW-05D ⁽¹⁾	10/10/97	4	SS	116	106 - 116	(-35) - (-45)	70.96	
MW-05I ⁽¹⁾	10/2/97	4	SS	70	60 - 70	11 - 1	70.26	
MW-05S ⁽¹⁾	10/4/97	4	SS	34	19 - 34	52 - 37	70.28	
MW-06D ⁽⁵⁾	10/1/97	4	SS	117	107 - 117	(-32) - (-42)	75.02	
MW-06I ⁽⁴⁾	9/25/97	4	SS	76	66 - 76	9 - (-1)	74.52	
MW-06S ⁽⁵⁾	9/24/97	4	SS	37	22 - 37	53 - 38	74.45	
MW-07D ⁽¹⁾	10/8/97	4	SS	122	112 - 122	(-37) - (-47)	75.04	
MW-07I ⁽⁴⁾	9/26/97	4	SS	74	64 - 74	9 - (-1)	73.43	
MW-07S ⁽¹⁾	9/28/97	4	SS	34	19 - 34	54 - 39	72.83	
MW-10D ⁽²⁾	10/15/97	4	SS	96	86 - 96	(-29) - (-39)	56.34	
MW-10I ⁽²⁾	10/7/97	4	SS	69	59 - 69	(-3) - (-13)	56.16	
MW-10S ⁽²⁾	10/8/97	4	SS	19	4 - 19	53 - 38	56.65	

Table 1 (continued)
SUMMARY OF MONITORING WELL CONSTRUCTION DETAILS
Sonia Road Landfill Post Closure Groundwater Monitoring Program

Well Designation	Date Completed	Well Diameter (inches)	Screen Type	Total Depth (feet below grade)	Screen Setting			Measuring Point Elevation (feet above mean sea level)
					Depth (feet below measuring point)	Elevation (feet above mean sea level)		
MW-11D ⁽¹⁾	10/16/97	4	SS	94	84 - 94	(-24) - (-34)	60.19	
MW-11I ⁽¹⁾	10/11/97	4	SS	71	61 - 71	(-1) - (-11)	60.38	
MW-11S ⁽¹⁾	10/13/97	4	SS	19	4 - 19	56 - 41	59.87	
MW-12D ⁽¹⁾	10/15/97	4	SS	98	88 - 98	(-29) - (-39)	58.61	
MW-12I ⁽¹⁾	10/10/97	4	SS	70	60 - 70	(-1) - (-11)	58.92	
MW-12S ⁽¹⁾	10/13/97	4	SS	19	4 - 19	55 - 40	58.79	
MW-13D ⁽³⁾	10/16/97	4	SS	119	109 - 119	(-38) - (-48)	70.37	
MW-13I ⁽³⁾	10/7/97	4	SS	71	61 - 71	9 - (-1)	70.30	
MW-13S ⁽³⁾	10/8/97	4	SS	37	22 - 37	49 - 34	70.51	
MW-14D ⁽³⁾	10/17/97	4	SS	105	95 - 105	(-30) - (-40)	64.58	
MW-14I ⁽³⁾	10/9/97	4	SS	71	61 - 71	4 - (-6)	64.57	
MW-14S ⁽³⁾	10/14/97	4	SS	30	15 - 30	50 - 35	64.55	

Notes:

PVC Polyvinyl chloride.
SS Stainless steel.

⁽¹⁾Monitoring wells surveyed by Municipal Land Survey, P.C., August 2001.

⁽²⁾Monitoring wells surveyed by YEC, Inc., November 1997.

⁽³⁾Monitoring wells surveyed by YEC, Inc., September 2000.

⁽⁴⁾Monitoring wells surveyed by Municipal Land Survey, P.C., August 11, 2005.

⁽⁵⁾Monitoring wells surveyed by Municipal Land Survey, P.C., August 2006.

SOURCE: Remedial Investigation/Feasibility Study (RI/FS) dated April 1998 and surveys noted above.

Table 2
WELLS SAMPLED AS PART OF THE POST CLOSURE
GROUNDWATER MONITORING PROGRAM
Sonia Road Landfill Post Closure Groundwater Monitoring Program

MW-01D	MW-04D	MW-06D	MW-11S
MW-01I	MW-04I	MW-06I	MW-12D
MW-01S	MW-04S	MW-06S	MW-12I
MW-02D	MW-05D	MW-07I	MW-12S
MW-02I	MW-05I	MW-11D	
MW-03S	MW-05S	MW-11I	

Table 3
TOTAL VOLATILE ORGANIC COMPOUND AND COMBUSTIBLE GAS READINGS
FIRST QUARTER 2009 SAMPLING EVENT
Sonia Road Landfill Post Closure Groundwater Monitoring Program

Well	Total VOCs ¹	Combustible Gas ²	Well	Total VOCs ¹	Combustible Gas ²
MW-01D	0	0.0	MW-05S	0	0.0
MW-01I	0	0.0	MW-06D	0	0.0
MW-01S	0	0.0	MW-06I	0	0.0
MW-02D	0	0.0	MW-06S	0	0.0
MW-02I	0	0.0	MW-07I	0	0.0
MW-03S	0	0.0	MW-11D	0	0.0
MW-04D	0	0.0	MW-11I	0	0.0
MW-04I	0	0.0	MW-11S	0	0.0
MW-04S	0	0.0	MW-12D	0	0.0
MW-05D	0	0.0	MW-12I	0	0.0
MW-05I	0	0.0	MW-12S	0	0.0

¹ Parts per million, calibration gas equivalents.

² Percent lower explosive limit for methane.

Table 4
FINAL FIELD MEASUREMENTS
FIRST QUARTER 2009 SAMPLING EVENT
Sonia Road Landfill Post Closure Groundwater Monitoring Program

Monitoring Well	pH	Specific Conductance (mS/cm)	Turbidity (NTU)	DO (mg/l)	Temperature (°C)	ORP (mV)
MW-01S	6.54	0.520	10.5	2.50	13.00	-51
MW-01I	5.72	0.085	-1.2	3.81	13.36	117
MW-01D	6.12	0.483	5.3	3.90	12.38	84
MW-02I	5.57	0.133	3.2	0.45	12.09	208
MW02D	5.73	0.059	-1.5	11.32	13.89	186
MW-03S	6.57	0.546	-1.3	2.40	17.43	-94
MW-04S	6.28	0.721	29.9	1.23	13.52	-78
MW-04I	6.27	0.399	8.2	3.07	14.25	-85
MW-04D	6.41	0.160	14.3	7.25	13.90	-92
MW-05S	6.31	0.638	-1.0	0.24	17.00	-86
MW-05I	6.17	0.244	0.2	0.00	13.90	-57
MW-05D	6.18	0.323	-1.6	0.36	13.59	-7
MW-06S	6.21	0.587	6.6	0.32	17.85	-94
MW-06I	6.11	0.167	4.3	1.18	14.27	7
MW-06D	5.85	0.179	10.8	1.30	13.31	-19
MW-07I	6.20	0.211	1.8	0.69	13.47	207
MW-11S	6.85	0.387	44.6	1.12	9.39	129
MW-11I	5.02	0.059	0.1	9.68	11.93	227
MW-11D	4.94	0.122	0.2	9.80	12.73	236
MW-12S	6.45	0.277	0.3	1.76	11.95	178
MW-12I	5.77	0.169	-2.2	1.19	13.74	212
MW-12D	5.83	0.164	-0.7	2.53	13.65	215

mS/cm: Millisiemens per centimeter.
 NTUs: Nephelometric turbidity units
 mg/l Milligrams per liter.

°C: Degrees Centigrade.
 mV: Millivolts.

Table 5
SUMMARY OF CONCENTRATION TRENDS FOR LEACHATE INDICATOR PARAMETERS
FIRST QUARTER 2009 SAMPLING EVENT
Sonia Road Landfill Post Closure Groundwater Monitoring Program

Well	Location	Alkalinity	Ammonia	BOD	Bromide	COD	Chloride	Hardness	Nitrate	Total Phenols	Sulfate	TOC	TDS	TKN
MW-01S	Upgradient	C	C	C	C	D	C	I	C	C	C	D	C	C
MW-01I	Upgradient	D	C	C	C	C	C	I	D	C	I	C	C	I
MW-01D	Upgradient	C	C	C	C	D	D	D	I	C	I	C	C	C
MW-02I	Upgradient	D	I	C	C	C	C	I	I	C	I	C	C	D
MW-02D	Upgradient	C	C	C	C	C	C	I	D	C	D	C	C	C
MW-03S	Downgradient	C	C	C	C	D	C	I	C	C	C	C	C	D
MW-04S	Downgradient	C	I	I	C	D	C	I	C	C	C	D	C	C
MW-04I	Downgradient	I	I	C	C	C	I	I	C	C	I	C	I	D
MW-04D	Downgradient	C	C	C	C	C	I	I	C	C	C	C	I	C
MW-05S	Downgradient	C	C	C	C	D	C	I	C	C	C	D	C	C
MW-05I	Downgradient	C	C	C	C	C	C	I	C	C	C	D	C	C
MW-05D	Downgradient	D	C	C	C	D	C	I	I	C	D	D	C	D
MW-06S	Sidegradient	D	D	C	C	D	C	I	I	C	C	D	C	D
MW-06I	Sidegradient	C	C	C	C	C	C	I	D	C	C	C	C	I
MW-06D	Sidegradient	C	C	C	C	D	C	I	I	C	D	C	I	C
MW-07I	Upgradient	C	I	C	C	D	D	I	D	C	I	C	I	I
MW-11S	Upgradient	C	C	D	C	D	D	I	D	C	C	D	C	D
MW-11I	Upgradient	D	C	C	C	C	C	I	D	C	C	C	I	C
MW-11D	Upgradient	D	C	C	C	C	D	I	D	C	C	C	I	C
MW-12S	Upgradient	D	C	C	C	D	C	I	D	C	D	D	I	D
MW-12I	Upgradient	I	I	C	C	C	I	I	C	C	C	C	I	C
MW-12D	Upgradient	C	C	C	C	C	C	I	C	C	C	D	I	C

I: Increasing trend (change greater than 20%).
D: Decreasing trend (change greater than 20%).
C: Consistent trend (within 20%).
Parameter exceeds standard/guidance value during the current sampling event.
BOD: Biochemical Oxygen Demand.
COD: Chemical Oxygen Demand.
TOC: Total Organic Carbon.
TKN: Total Kjeldahl Nitrogen.

Table 6
SUMMARY OF CONCENTRATION TRENDS FOR INORGANIC PARAMETERS
FIRST QUARTER 2009 SAMPLING EVENT
Sonia Road Landfill Post Closure Groundwater Monitoring Program

Well	Location	Cadmium	Calcium	Iron	Lead	Magnesium	Manganese	Potassium	Sodium
MW-01S	Upgradient	C	C	C	C	C	I	D	C
MW-01I	Upgradient	C	C	D	C	C	D	C	C
MW-01D	Upgradient	C	C	C	C	C	C	C	C
MW-02I	Upgradient	C	C	I	C	C	I	D	C
MW-02D	Upgradient	C	C	I	C	C	C	C	C
MW-03S	Downgradient	C	C	I	C	C	C	C	C
MW-04S	Downgradient	C	C	C	D	C	C	C	C
MW-04I	Downgradient	C	C	I	C	C	C	I	I
MW-04D	Downgradient	I	I	I	D	I	I	C	C
MW-05S	Downgradient	C	C	C	C	C	C	C	C
MW-05I	Downgradient	C	I	I	C	I	I	C	C
MW-05D	Downgradient	I	C	D	C	C	C	C	C
MW-06S	Sidegradient	D	C	D	C	C	D	D	D
MW-06I	Sidegradient	C	C	D	C	C	C	C	C
MW-06D	Sidegradient	C	C	C	C	C	C	C	C
MW-07I	Upgradient	C	D	I	C	D	D	I	D
MW-11S	Upgradient	C	C	D	D	C	C	D	D
MW-11I	Upgradient	C	C	I	C	C	D	C	C
MW-11D	Upgradient	C	C	I	C	C	D	C	C
MW-12S	Upgradient	C	C	D	D	C	D	D	D
MW-12I	Upgradient	C	I	C	C	I	I	C	I
MW-12D	Upgradient	C	C	I	C	C	C	C	C

I: Increasing trend (change greater than 20%).

D: Decreasing trend (change greater than 20%).

C: Consistent trend (within 20%).

Parameter exceeds standard/guidance value during the current sampling event.

Table 7
DEPTH TO WATER AND GROUNDWATER ELEVATION MEASUREMENTS
FIRST QUARTER 2009 SAMPLING EVENT
Sonia Road Landfill Post Closure Groundwater Monitoring Program

Well	Measuring Point Elevation ¹	Depth to Water ² (February 2009)	Groundwater Elevation ¹
MW-01S	66.01	14.36	51.65
MW-01I	65.36	13.69	51.67
MW-01D	64.53	12.88	51.65
MW-02I	78.24	27.18	51.06
MW-02D	78.43	27.56	50.87
MW-03S	70.76	20.90	49.86
MW-03I	70.77	20.80	49.97
MW-03D	70.50	20.86	49.64
MW-04S	71.10	22.32	48.78
MW-04I	69.31	20.54	48.77
MW-04D	69.03	20.21	48.82
MW-05S	70.28	21.16	49.12
MW-05I	70.26	21.13	49.13
MW-05D	70.96	21.60	49.36
MW-06S	74.45	25.09	49.36
MW-06I	74.52	25.18	49.34
MW-06D	75.02	25.68	49.34
MW-07S	72.83	22.54	50.29
MW-07I	73.43	23.16	50.27
MW-07D	75.04	24.88	50.16
MW-010S	56.65	4.75	51.9
MW-10I	56.16	4.59	51.57
MW-10D	56.34	4.78	51.56
MW-11S	59.87	6.58	53.29
MW-11I	60.38	7.11	53.27
MW-11D	60.19	6.88	53.31
MW-12S	58.79	6.73	52.06
MW-12I	58.92	6.65	52.27
MW-12D	58.61	6.55	52.06
MW-13S	70.51	24.37	46.14
MW-13I	70.30	24.28	46.02
MW-13D	70.37	24.29	46.08
MW-14S	64.55	17.64	46.91
MW-14I	64.57	17.75	46.82
MW-14D	64.58	18.77	45.81

¹ Feet above mean sea level.

² Feet below measuring point.

APPENDIX A

HISTORIC DATA TABLES AND GRAPHS

APPENDIX A-1

Leachate Indicator Parameters

Appendix A-1

SONIA ROAD LANDFILL
POST CLOSURE GROUNDWATER MONITORING PROGRAM
HISTORIC AND CURRENT SAMPLE RESULTS
LEACHATE INDICATORS

CONSTITUENT	NYSDEC Class GA Groundwater Standards and Guidance Values	CAS #	SITE DATE UNITS	MW-01D 10/24/97 (mg/l)	MW-01D 11/30/2000 (mg/l)	MW-01D 01/30/2001 (mg/l)	MW-01D 8/21/02 (mg/l)	MW-01D 11/20/02 (mg/l)	MW-01D 3/5/03 (mg/l)	MW-01D 6/3/03 (mg/l)	MW-01D 8/21/03 (mg/l)	MW-01D 11/10/03 (mg/l)	MW-01D 2/26/04 (mg/l)
Color (APHA Units)	-	-	(units)	5 U	5 U	5 U	NS	30	NS	NS	20	NS	NS
Alkalinity (as CaCO3)	-	471-34-1	(mg/l)	11.4	37	43	41.6	51.3	44	66.2	66.1	63.4	60.5
Ammonia (as N)	2 ST	7664-41-7	(mg/l)	0.36	0.46	0.49	0.21	0.33	2.31	0.49	0.10 U	0.10 U	0.60
Biochemical Oxygen Demand	-	-	(mg/l)	20	2 U	2 U	2 U	2 U	6	4	6	2 U	2 U
Bromide	2 GV	24959-67-9	(mg/l)	0.5 U	0.5 U	0.5 U	0.5 U	0.5 U	0.5 U	0.9	0.5 U	3.2	0.5 U
Chemical Oxygen Demand	-	-	(mg/l)	3 U	21.5	10.7	46.9	17.6	48.6	14.3	10 U	10 U	42.9
Chloride	250 ST	16887-00-6	(mg/l)	198	737	570	779	589	513	620	256	111	656
Hardness (as CaCO3)	-	-	(mg/l)	146	74	80	140	290	100	58	23	15	160
Nitrate (as N)	10 ST	14797-55-8	(mg/l)	1.2	0.42	1	1.08	1.66	0.84	0.61	2.22	2.69	0.41
Phenols, total	0.001 ST	-	(mg/l)	0.001	0.005 U	0.005 U	0.005 U	0.005 U	0.005 U	0.005 U	0.005 U	0.005 U	0.005 U
Sulfate	250 ST	14808-79-8	(mg/l)	19.8	19.8	33.2	60.2	27.5	26.7	46.8	33	27.5	17.8
Total Organic Carbon	-	-	(mg/l)	2.3	2.3	2.4	1.5	5.7	6	1.4	3.8	1.1	1 U
Total Dissolved Solids	-	-	(mg/l)	452	1060	1500	1340	1160	950	1100	548	290	1040
Total Kjeldahl Nitrogen (as N)	-	7727-37-9	(mg/l)	0.2 U	0.59	0.660	0.42	1.37	3.24	0.53	0.33	0.34	0.52

CONSTITUENT	NYSDEC Class GA Groundwater Standards and Guidance Values	CAS #	SITE DATE UNITS	MW-01D 5/20/04 (mg/l)	MW-01D 8/19/04 (mg/l)	MW-01D 11/8/04 (mg/l)	MW-01D 2/28/05 (mg/l)	MW-01D 5/25/05 (mg/l)	MW-01D 8/24/05 (mg/l)	MW-01D 11/28/05 (mg/l)	MW-01D 2/24/06 (mg/l)	MW-01D 5/17/06 (mg/l)	MW-01D 8/8/06 (mg/l)
Color (APHA Units)	-	-	(units)	5 U	NS	NS	5 U	NS	NS	NS	NS	NS	NS
Alkalinity (as CaCO3)	-	471-34-1	(mg/l)	53.6	38	36.8	30.8	32.6	42.1	53.2	55	55.2	52
Ammonia (as N)	2 ST	7664-41-7	(mg/l)	0.82	0.1 U	1.14	1.52	1.6	1.2	1.28	0.88	0.8	0.78
Biochemical Oxygen Demand	-	-	(mg/l)	2 U	2 U	2 U	19	2 U	2 U	2 U	2 U	2 U	2 U
Bromide	2 GV	24959-67-9	(mg/l)	0.5 U	0.5 U	0.8	0.5 U	0.5	0.6	0.7	0.5	0.5 U	0.6
Chemical Oxygen Demand	-	-	(mg/l)	70.3	122	31.1	88.5	23.5	43.5	969	57.2	67.3	78.9
Chloride	250 ST	16887-00-6	(mg/l)	656	896	292	1,280	1,310	1,050	1,160	1,210	1,140	1,370
Hardness (as CaCO3)	-	-	(mg/l)	260	184	220	196	176	136	128	135	125	145
Nitrate (as N)	10 ST	14797-55-8	(mg/l)	0.56	1.82	0.51	0.6	0.92	1.54	0.98	0.73	0.5	1.31
Phenols, total	0.001 ST	-	(mg/l)	0.005 U	0.005 U	0.005 U	0.005 U	0.005 U	0.005 U	0.005 U	0.005 U	0.005 U	0.005 U
Sulfate	250 ST	14808-79-8	(mg/l)	30.2	46.5	46.2	44.2	46.8	44.8	34.3	44.2	35.3	53.8
Total Organic Carbon	-	-	(mg/l)	1.6	1.4	1.4	1.8	1.8	2	2.4	2.4	1.9	2
Total Dissolved Solids	-	-	(mg/l)	1,020	1,770	2,060	2,050	1,780	1,960	1,720	2,060	2,200	2,320
Total Kjeldahl Nitrogen (as N)	-	7727-37-9	(mg/l)	0.61	1.76	1.35	1.80	1.67	1.62	2.4	1.37	1.1	1.01

NOTES:

NA: Not analyzed

U: Analyzed for but not detected, value shown is instrument detection limit

J: Estimated value

UJ*: Value was not detected above quantitation limit but was an approximate concentration as determined by data validation.

: Concentration exceeds Standard/Guidance Value

J*: Value is an approximate concentration of the analyte in the sample as determined by data validation.

Appendix A-1

SONIA ROAD LANDFILL
 POST CLOSURE GROUNDWATER MONITORING PROGRAM
 HISTORIC AND CURRENT SAMPLE RESULTS
 LEACHATE INDICATORS

CONSTITUENT	NYSDEC Class GA Groundwater Standards and Guidance Values	CAS #	SITE : DATE : UNITS:	MW-01D 11/28/06 (mg/l)	MW-01D 2/21/07 (mg/l)	MW-01D 5/25/07 (mg/l)	MW-01D 8/17/07 (mg/l)	MW-01D 11/9/07 (mg/l)	MW-01D 02/11/08 (mg/l)	MW-01D 5/15/08 (mg/l)	MW-01D 8/5/08 (mg/l)	MW-01D 11/3/08 (mg/l)	MW-01D 2/24/09 (mg/l)
Color (APHA Units)	-	-	(units)	5	20	NA	NA	NA	NA	NA	NA	5.00	NA
Alkalinity (as CaCO ₃)	-	471-34-1	(mg/l)	77.0	55.2	48.2	34.9	33.4	38.3	42.8	38.8	32.7	30.4
Ammonia (as N)	2 ST	7664-41-7	(mg/l)	0.68	0.10 U	0.37	0.98	0.57	0.1 U	0.1 U	0.1 U	0.1 U	0.1 U
Biochemical Oxygen Demand	-	-	(mg/l)	2 U	10	2 U	2 U	6	2 U	2 U	2 U	2 U	2 U
Bromide	2 GV	24959-67-9	(mg/l)	0.5	0.5 U	0.5 U	0.5 U	0.5 U	0.5 U	0.5 U	0.5 U	0.5 U	0.5 U
Chemical Oxygen Demand	-	-	(mg/l)	67.3	38.3	71.6	66.2	107	39.2	10 U	10 U	86.3	10 U
Chloride	250 ST	16887-00-6	(mg/l)	1,510	689	1,730	1,430	49.5	709	366	195	182	144
Hardness (as CaCO ₃)	-	-	(mg/l)	200	120	240	180	22.0	80.0	46.0	19.0	26.0	20.0
Nitrate (as N)	10 ST	14797-55-8	(mg/l)	0.58	0.61	2.8	4.25	0.10 U	12.2	12.0	11.0	11.5	14.9
Phenols, total	0.001 ST	-	(mg/l)	0.005 U	0.005 U	0.005 U	0.005 U	0.005 U	0.005 U	0.005 U	5 U	5 U	5 U
Sulfate	250 ST	14808-79-8	(mg/l)	84	36.3	81.6	75.0	5.0 U	42.8	20.9	14.8	7.32	10.6
Total Organic Carbon	-	-	(mg/l)	2.5	11.5	2.5	1.4	12.7	1.0	1 U	1 U	1 U	1 U
Total Dissolved Solids	-	-	(mg/l)	2,840	1,240	2,730	2,350	212	1190	729	446	399	388
Total Kjeldahl Nitrogen (as N)	-	7727-37-9	(mg/l)	1.49	3.65	1.66	1.01	3.65	0.68	0.30	0.1 U	0.1 U	0.1 U

NOTES:

- NA: Not analyzed
- U: Analyzed for but not detected, value shown is instrument detection limit
- J: Estimated value
- UJ*: Value was not detected above quantitation limit but was an approximate concentration as determined by data validation.
- [shaded box]: Concentration exceeds Standard/Guidance Value
- J*: Value is an approximate concentration of the analyte in the sample as determined by data validation.

Appendix A-1

SONIA ROAD LANDFILL
POST CLOSURE GROUNDWATER MONITORING PROGRAM
HISTORIC AND CURRENT SAMPLE RESULTS
LEACHATE INDICATORS

CONSTITUENT	NYSDEC Class GA Groundwater Standards and Guidance Values	CAS #	SITE : DATE : UNITS:	MW-011 10/24/97 (mg/l)	MW-011 11/30/2000 (mg/l)	MW-011 01/30/2001 (mg/l)	MW-011 8/21/02 (mg/l)	MW-011 11/20/02 (mg/l)	MW-011 3/5/03 (mg/l)	MW-011 6/3/03 (mg/l)	MW-011 8/21/03 (mg/l)	MW-011 11/10/03 (mg/l)	MW-011 2/26/04 (mg/l)
Color (APHA Units)	-	-	(units)	NS	5 U	5 U	NS	5	NS	NS	10	NS	NS
Alkalinity (as CaCO3)	-	471-34-1	(mg/l)	20.7	65.6	50	14.8	23.4	65.8	58.7	63.8	50	34.8
Ammonia (as N)	2 ST	7664-41-7	(mg/l)	0.9	0.24	0.63	0.15	0.1 U	0.45	0.25	0.1 U	0.93	1.53
Biochemical Oxygen Demand	-	-	(mg/l)	2 U	2	2 U	2 U	2 U	8	7	7	2 U	2 U
Bromide	2 GV	24959-67-9	(mg/l)	0.5 U	0.5 U	0.5 U	0.5 U	0.5 U	0.5 U	1.1	0.5 U	1.3	1 U
Chemical Oxygen Demand	-	-	(mg/l)	3 U	10 U	10 U	12.7	10 U	30	10 U	16.8	11.9	13.1
Chloride	250 ST	16887-00-6	(mg/l)	195	34.6	72	16.4	68.7	59.5	13.1	122	96.7	98.8
Hardness (as CaCO3)	-	-	(mg/l)	42	5	30	40	32	80	14	48	106	140
Nitrate (as N)	10 ST	14797-55-8	(mg/l)	0.72	0.53	1.3	2.74	0.6	0.1 U	0.1 U	0.91	0.79	0.26
Phenols, total	0.001 ST	-	(mg/l)	0.0010 U	0.005 U	0.005 U	0.005 U	0.005 U	0.005 U	0.005 U	0.005 U	0.005 U	0.005 U
Sulfate	250 ST	14808-79-8	(mg/l)	35.2	10.2	5 U	5 U	12.1	23.4	9.2	5 U	9.6	7.7
Total Organic Carbon	-	-	(mg/l)	2.8	1.7	0.99 J	1.4	1 U	1.4	1 U	1 U	1 U	1 U
Total Dissolved Solids	-	-	(mg/l)	356	179	310	86	310	201	87	307	214	2910
Total Kjeldahl Nitrogen (as N)	-	7727-37-9	(mg/l)	0.2 U	0.35	1.16	0.21	0.45	0.7	0.23	0.84	1.41	1.12

CONSTITUENT	NYSDEC Class GA Groundwater Standards and Guidance Values	CAS #	SITE : DATE : UNITS:	MW-011 5/20/04 (mg/l)	MW-011 8/19/04 (mg/l)	MW-011 11/8/04 (mg/l)	MW-011 2/28/05 (mg/l)	MW-011 5/25/05 (mg/l)	MW-011 8/24/05 (mg/l)	MW-011 11/28/05 (mg/l)	MW-011 2/24/06 (mg/l)	MW-011 5/17/06 (mg/l)	MW-011 8/8/06 (mg/l)
Color (APHA Units)	-	-	(units)	5 U	NS	NS	5 U	NS	NS	NS	NS	NS	NS
Alkalinity (as CaCO3)	-	471-34-1	(mg/l)	42.6	37.6	39.2	29.4	28.4	17.6	22.6	27.8	25.2	39.6
Ammonia (as N)	2 ST	7664-41-7	(mg/l)	0.55	0.1 U	0.1 U	0.1 U	1.24	0.92	1.02	0.77	0.6	0.72
Biochemical Oxygen Demand	-	-	(mg/l)	2	2 U	2 U	2 U	2 U	2 U	2 U	2 U	2	2
Bromide	2 GV	24959-67-9	(mg/l)	0.5 U	0.5 U	0.5 U	0.5 U	0.9	1.1	1.4	0.5 U	0.5 U	0.5 U
Chemical Oxygen Demand	-	-	(mg/l)	10 U	10 U	10 U	16.8	14.3	10 U	10 U	10 U	10 U	10 U
Chloride	250 ST	16887-00-6	(mg/l)	21.9	31.2	26.9	29.6	20.3	15.5	16	17.2	15.3	19.2
Hardness (as CaCO3)	-	-	(mg/l)	22	15	26	92	40	31	32	25	26	50
Nitrate (as N)	10 ST	14797-55-8	(mg/l)	1.55	1.63	1.88	1.41	0.1 U	0.74	0.5	0.12	0.62	0.1 U
Phenols, total	0.001 ST	-	(mg/l)	0.005 U	0.005 U	0.005 U	0.005 U	0.005 U	0.005 U	0.005 U	0.005 U	0.005 U	0.005 U
Sulfate	250 ST	14808-79-8	(mg/l)	9.8	5 U	5 U	6.2	8.9	11.2	14	11.3	6.5	6.5
Total Organic Carbon	-	-	(mg/l)	1 U	1 U	1 U	1 U	1 U	1 U	1.2	1.1	1	1 U
Total Dissolved Solids	-	-	(mg/l)	157	119	125	121	140	169	119	92	79	97
Total Kjeldahl Nitrogen (as N)	-	7727-37-9	(mg/l)	0.84	0.59	0.56	0.30	1.59	1.15	2.03	1.03	0.8	1.22

NOTES:

NA: Not analyzed

U: Analyzed for but not detected, value shown is instrument detection limit

J: Estimated value

UJ*: Value was not detected above quantitation limit but was an approximate concentration

█ : Concentration exceeds Standard/Guidance Value

J*: Value is an approximate concentration of the analyte in the sample as determined by data validation.

Appendix A-1

SONIA ROAD LANDFILL
 POST CLOSURE GROUNDWATER MONITORING PROGRAM
 HISTORIC AND CURRENT SAMPLE RESULTS
 LEACHATE INDICATORS

CONSTITUENT	NYSDEC Class GA Groundwater Standards and Guidance Values	CAS #	SITE : DATE : UNITS :	MW-011 11/28/06 (mg/l)	MW-011 2/21/07 (mg/l)	MW-011 5/25/07 (mg/l)	MW-011 8/15/07 (mg/l)	MW-011 11/9/07 (mg/l)	MW-011 2/11/08 (mg/l)	MW-011 5/15/08 (mg/l)	MW-011 8/5/08 (mg/l)	MW-011 11/3/08 (mg/l)	MW-011 2/24/09 (mg/l)
Color (APHA Units)	-	-	(units)	5 U	5	NA	NA	NA	NA	NA	NA	5.00	NA
Alkalinity (as CaCO ₃)	-	471-34-1	(mg/l)	37.4	25.5	25.2	24.3	14.8	15	12.8	17.7	13.6	7.95
Ammonia (as N)	2 ST	7664-41-7	(mg/l)	0.65	0.10 U	0.10 U	0.10 U	0.10 U	0.1 U	0.1 U	0.1 U	0.1 U	0.1 U
Biochemical Oxygen Demand	-	-	(mg/l)	2	3	2 U	2 U	2 U	2 U	2 U	2 U	2 U	2 U
Bromide	2 GV	24959-67-9	(mg/l)	0.5 U	0.5 U	0.5 U	0.5 U	0.5 U	0.5 U	0.5 U	0.5 U	0.5 U	0.5 U
Chemical Oxygen Demand	-	-	(mg/l)	10 U	10 U	13	10 U	10 U	10 U	10 U	10 U	10 U	10 U
Chloride	250 ST	16887-00-6	(mg/l)	16.7	20.7	19.7	14.6	12.1	30.9	35.6	5.90	5.12	4.86
Hardness (as CaCO ₃)	-	-	(mg/l)	55.0	50.0	50.0	42.0	35	46	50.0	28.0	24.0	130
Nitrate (as N)	10 ST	14797-55-8	(mg/l)	0.30	1.01	1.11	1.82	2.66	0.1 U	0.1 U	1.77	1.38	0.83
Phenols, total	0.001 ST	-	(mg/l)	0.005 U	0.005 U	0.005 U	0.005 U	0.005 U	0.005 U	0.005 U	5 U	5 U	5 U
Sulfate	250 ST	14808-79-8	(mg/l)	14.3	16.2	14.6	15.0	17.4	11.9	11.9	19.4	14.7	18.4
Total Organic Carbon	-	-	(mg/l)	1 U	2.4	1.5	1 U	1.4	1 U	1 U	1.1	1 U	1 U
Total Dissolved Solids	-	-	(mg/l)	100	90	95	94	96	89	134	77	53	58
Total Kjeldahl Nitrogen (as N)	-	7727-37-9	(mg/l)	1.10	0.97	0.94	1.53	0.58	0.93	0.72	0.77	0.20	0.34

NOTES:

NA: Not analyzed

U: Analyzed for but not detected, value shown is instrument detection limit

J: Estimated value

UJ*: Value was not detected above quantitation limit but was an approximate concentration

█ : Concentration exceeds Standard/Guidance Value

J*: Value is an approximate concentration of the analyte in the sample as determined by data validation.

**SONIA ROAD LANDFILL
POST CLOSURE GROUNDWATER MONITORING PROGRAM
HISTORIC AND CURRENT SAMPLE RESULTS
LEACHATE INDICATORS**

CONSTITUENT	NYSDEC Class GA Groundwater Standards and Guidance Values	CAS #	SITE : DATE : UNITS:	MW-01S 11/28/06 (mg/l)	MW-01S 2/21/07 (mg/l)	MW-01S 5/25/07 (mg/l)	MW-01S 8/15/07 (mg/l)	MW-01S 11/9/07 (mg/l)	MW-01S 2/11/08 (mg/l)	MW-01S 5/15/08 (mg/l)	MW-01S 8/5/08 (mg/l)	MW-01S 11/3/08 (mg/l)	MW-01S 2/24/09 (mg/l)
Color (APHA Units)	-	-	(units)	70	30	NA	NA	NA	NA	NA	NA	60.0	NA
Alkalinity (as CaCO3)	-	471-34-1	(mg/l)	198	242	181	200	173	192	152	170	170	146
Ammonia (as N)	2 ST	7664-41-7	(mg/l)	0.33	0.10 U	0.10 U	0.33	0.17	0.1 U	0.1 U	0.34	0.1 U	0.1 U
Biochemical Oxygen Demand	-	-	(mg/l)	2 U	5	2	2 U	2 U	2 U	2 U	2 U	2 U	2 U
Bromide	2 GV	24959-67-9	(mg/l)	1.2	0.5 U	0.5 U	0.5 U	0.5 U	0.5 U	0.5 U	0.5 U	0.5 U	0.5 U
Chemical Oxygen Demand	-	-	(mg/l)	21.1	40.9	33.3	40.9	28.2	31.7	11.9	26.8	26.8	10 U
Chloride	250 ST	16887-00-6	(mg/l)	78.1	69.3	125	90.8	86.0	57.1	81.0	70.8	61.8	59.1
Hardness (as CaCO3)	-	-	(mg/l)	320	360	280	270	18.0	230	188	240	200	280
Nitrate (as N)	10 ST	14797-55-8	(mg/l)	0.19	0.36	0.10 U	0.10 U	0.27	0.1 U	0.20	0.1 U	0.1 U	0.1 U
Phenols, total	0.001 ST	-	(mg/l)	0.005 U	0.005 U	0.005 U	0.005 U	0.005 U	0.005 U	0.005 U	5 U	5 U	5 U
Sulfate	250 ST	14808-79-8	(mg/l)	177	141	71.8	56	46.9	65.7	48.0	111	62.7	61.7
Total Organic Carbon	-	-	(mg/l)	10.1	12.0	9.6	9.4	6.8	8.4	6.1	9.7	7.8	6.0
Total Dissolved Solids	-	-	(mg/l)	604	562	498	459	395	379	386	477	365	329
Total Kjeldahl Nitrogen (as N)	-	7727-37-9	(mg/l)	0.84	1.38	1.35	1.26	0.75	0.54	0.50	0.68	0.48	0.41

NOTES:

NA: Not analyzed

U: Analyzed for but not detected, value shown is instrument detection limit

J: Estimated value

UJ*: Value was not detected above quantitation limit but was an approximate concent

█ : Concentration exceeds Standard/Guidance Value

J*: Value is an approximate concentration of the analyte in the sample as determined by data validation.

Appendix A-1

SONIA ROAD LANDFILL
POST CLOSURE GROUNDWATER MONITORING PROGRAM
HISTORIC AND CURRENT SAMPLE RESULTS
LEACHATE INDICATORS

CONSTITUENT	NYSDEC Class GA Groundwater Standards and Guidance Values	CAS #	SITE : DATE : UNITS:	MW-01S 10/24/97 (mg/l)	MW-01S 11/30/2000 (mg/l)	MW-01S 01/29/2001 (mg/l)	MW-01S 8/21/02 (mg/l)	MW-01S 11/20/02 (mg/l)	MW-01S 3/5/03 (mg/l)	MW-01S 6/3/03 (mg/l)	MW-01S 8/21/03 (mg/l)	MW-01S 11/10/03 (mg/l)	MW-01S 2/26/04 (mg/l)
Color (APHA Units)	-	-	(units)	80	50	50	NS	50	NS	NS	20	NS	NS
Alkalinity (as CaCO3)	-	471-34-1	(mg/l)	264	183	180	126	211	177	151	161	165	192
Ammonia (as N)	2 ST	7664-41-7	(mg/l)	1	2.1	2.2	1.46	2.03	1.04	0.93	0.1 U	1.57	0.44
Biochemical Oxygen Demand	-	-	(mg/l)	2 U	2 U	6	2 U	2 U	2 U	4	8	2 U	2 U
Bromide	2 GV	24959-67-9	(mg/l)	0.7	0.5	0.5 U	0.5 U	0.5 U	0.5 U	0.5 U	0.5 U	5.1	1 U
Chemical Oxygen Demand	-	-	(mg/l)	46	29.6	10.7	22.5	29.8	83.2	10 U	21.6	38.6	33
Chloride	250 ST	16887-00-6	(mg/l)	69.7	28.4	42	36.6	40.9	60.7	131	65.8	158	56.6
Hardness (as CaCO3)	-	-	(mg/l)	310	140	200	240	520	200	270	320	460	54
Nitrate (as N)	10 ST	14797-55-8	(mg/l)	0.1 U	0.1 U	0.080 J	0.1 U	0.1 U	0.1 U	0.12	0.55	0.1 U	0.26
Phenols, total	0.001 ST	-	(mg/l)	0.0010 U	0.005 U	0.005 U	0.005 U	0.005 U	0.005 U	0.005 U	0.005 U	0.005 U	0.005 U
Sulfate	250 ST	14808-79-8	(mg/l)	36.3	50	42.5	78	89	117	108	188	282	140
Total Organic Carbon	-	-	(mg/l)	11.7	6	9.1	4.8	5.1	6.9	4.3	5.6	8.3	7.4
Total Dissolved Solids	-	-	(mg/l)	432	259	310	250	420	74	506	534	690	498
Total Kjeldahl Nitrogen (as N)	-	7727-37-9	(mg/l)	2.3	1.9	3.3	1.26	2.11	1.21	0.84	0.85	1.72	0.77

CONSTITUENT	NYSDEC Class GA Groundwater Standards and Guidance Values	CAS #	SITE : DATE : UNITS:	MW-01S 5/20/04 (mg/l)	MW-01S 8/19/04 (mg/l)	MW-01S 11/8/04 (mg/l)	MW-01S 2/28/05 (mg/l)	MW-01S 5/25/05 (mg/l)	MW-01S 8/24/05 (mg/l)	MW-01S 11/28/05 (mg/l)	MW-01S 2/24/06 (mg/l)	MW-01S 5/17/06 (mg/l)	MW-01S 8/8/06 (mg/l)
Color (APHA Units)	-	-	(units)	20	NS	NS	20	NS	NS	NS	NS	NS	NS
Alkalinity (as CaCO3)	-	471-34-1	(mg/l)	184	127	150	171	174	160	121	257	204	190
Ammonia (as N)	2 ST	7664-41-7	(mg/l)	1.15	0.1 U	0.24	0.27	0.37	0.22	0.16	0.18	0.29	0.27
Biochemical Oxygen Demand	-	-	(mg/l)	2 U	2 U	2 U	10	2 U	2 U	2 U	4	2 U	2 U
Bromide	2 GV	24959-67-9	(mg/l)	0.5 U	0.8	1.8	1.4	1.2	0.5 U	0.5 U	0.7	0.5	0.7
Chemical Oxygen Demand	-	-	(mg/l)	10 U	10 U	15.6	36.8	26.8	24.3	10 U	41.2	38.7	16
Chloride	250 ST	16887-00-6	(mg/l)	72.1	73.2	83.9	82.9	118	69.2	48.4	85.3	103	78.2
Hardness (as CaCO3)	-	-	(mg/l)	750	190	248	300	290	250	196	330	280	260
Nitrate (as N)	10 ST	14797-55-8	(mg/l)	0.1 U	0.61	0.11	0.1 U	0.1 U	0.12	0.74	0.19	0.1 U	0.1 U
Phenols, total	0.001 ST	-	(mg/l)	0.005 U	0.005 U	0.005 U	0.005 U	0.005 U	0.005 U	0.005 U	0.005 U	0.005 U	0.005 U
Sulfate	250 ST	14808-79-8	(mg/l)	130	104	140	98.5	87	88.5	86	76	108	98
Total Organic Carbon	-	-	(mg/l)	6.6	5.2	6.4	6.4	7.2	9.2	5.4	13.1	11.1	9.3
Total Dissolved Solids	-	-	(mg/l)	477	455	497	468	491	545	344	572	550	472
Total Kjeldahl Nitrogen (as N)	-	7727-37-9	(mg/l)	1.07	1.09	0.68	0.47	0.56	2.83	1.24	0.49	0.51	0.49

NOTES:

NA: Not analyzed

U: Analyzed for but not detected, value shown is instrument detection limit

J: Estimated value

UJ*: Value was not detected above quantitation limit but was an approximate concentration

: Concentration exceeds Standard/Guidance Value

J*: Value is an approximate concentration of the analyte in the sample as determined by data validation.

Appendix A-1

SONIA ROAD LANDFILL
 POST CLOSURE GROUNDWATER MONITORING PROGRAM
 HISTORIC AND CURRENT SAMPLE RESULTS
 LEACHATE INDICATORS

CONSTITUENT	NYSDDEC Class GA Groundwater Standards and Guidance Values	CAS #	SITE : DATE : UNITS:	MW-02D (mg/l)	12/01/2000 (mg/l)	MW-02D (mg/l)	01/30/2001 (mg/l)	MW-02D (mg/l)	8/21/02 (mg/l)	MW-02D (mg/l)	11/20/02 (mg/l)	MW-02D (mg/l)	3/5/03 (mg/l)	MW-02D (mg/l)	6/3/03 (mg/l)	MW-02D (mg/l)	8/22/03 (mg/l)	MW-02D (mg/l)	11/11/03 (mg/l)	MW-02D (mg/l)	2/27/04 (mg/l)
Color (APHA Units)	-	-	(units)	5 U	5 U	5 U	5 U	NS	NS	5	NS	NS	NS	NS	NS	NS	5 U	NS	NS	NS	NS
Alkalinity (as CaCO3)	-	471-34-1	(mg/l)	10.2	13.8	14	14	10.5	11.9	13.6	13.5	13.6	13.6	13.6	13.6	13.6	13.6	13.6	12.4	12.4	13
Ammonia (as N)	2 ST	7664-41-7	(mg/l)	0.24	0.2	0.22	0.22	0.1 U	0.1 U	0.1 U	0.1 U	0.1 U	0.1 U	0.1 U	0.1 U	0.1 U	0.1 U	0.1 U	0.1 U	0.1 U	0.1 U
Biochemical Oxygen Demand	-	-	(mg/l)	2 U	2 U	2 U	2 U	2 U	2 U	2 U	2 U	2 U	2 U	2 U	2 U	2 U	2 U	2 U	2 U	2 U	8
Bromide	2 GV	24959-67-9	(mg/l)	0.5 U	0.5 U	0.5 U	0.5 U	0.5 U	0.5 U	0.5 U	0.5 U	0.5 U	0.5 U	0.5 U	0.5 U	0.5 U	0.8	0.8	0.5	0.5	1 U
Chemical Oxygen Demand	-	-	(mg/l)	15 U	73	10 U	10 U	10 U	10 U	10 U	10 U	10 U	10 U	10 U	10 U	10 U	10 U	10 U	10 U	10 U	10 U
Chloride	250 ST	16887-00-6	(mg/l)	9.4	5.2	5.5	5.5	4.3	6.4	7.3	8.6	8.6	6.3	6.3	6.3	6.3	6.3	6.3	5.4	5.4	8.5
Hardness (as CaCO3)	-	-	(mg/l)	30	30	68	68	34	40	24	36	36	100	100	100	100	100	100	42	42	48
Nitrate (as N)	10 ST	14797-55-8	(mg/l)	1.4	1.2	1	1	0.69	1.48	1.49	1.45	1.45	1.47	1.47	1.47	1.47	1.47	1.47	1.62	1.62	1.51
Phenols, total	0.001 ST	-	(mg/l)	0.0010 U	0.005 U	0.005 U	0.005 U	0.005 U	0.005 U	0.005 U	0.005 U	0.005 U	0.005 U	0.005 U	0.005 U	0.005 U	0.005 U	0.005 U	0.005 U	0.005 U	0.005 U
Sulfate	250 ST	14808-79-8	(mg/l)	12.6	5 U	8.2	8.2	18.6	19.2	18.9	16.1	18.3	18.3	18.3	18.3	18.3	18.3	18.3	19.8	19.8	17.9
Total Organic Carbon	-	-	(mg/l)	0.7	1 U	0.88 J	0.88 J	1.2	1 U	1 U	1 U	1 U	1 U	1 U	1 U	1 U	1 U	1 U	1 U	1 U	1 U
Total Dissolved Solids	-	-	(mg/l)	76	96	80	80	60	110	80	73	91	91	91	91	91	91	91	69	69	139
Total Kjeldahl Nitrogen (as N)	-	7727-37-9	(mg/l)	0.23	0.19	0.340	0.340	0.1 U	0.1 U	0.18	0.1 U	0.1 U	0.1 U	0.1 U	0.1 U	0.1 U	0.1 U	0.1 U	0.1 U	0.1 U	0.1 U

CONSTITUENT	NYSDDEC Class GA Groundwater Standards and Guidance Values	CAS #	SITE : DATE : UNITS:	MW-02D (mg/l)	5/20/04 (mg/l)	MW-02D (mg/l)	8/20/04 (mg/l)	MW-02D (mg/l)	11/8/04 (mg/l)	MW-02D (mg/l)	2/28/05 (mg/l)	MW-02D (mg/l)	5/26/05 (mg/l)	MW-02D (mg/l)	8/24/05 (mg/l)	MW-02D (mg/l)	11/29/05 (mg/l)	MW-02D (mg/l)	2/28/06 (mg/l)	MW-02D (mg/l)	5/18/06 (mg/l)	MW-02D (mg/l)	8/10/06 (mg/l)
Color (APHA Units)	-	-	(units)	5 U	5 U	NS	NS	5 U	NS	NS	NS	NS	NS	NS	NS	NS	NS	NS	NS	NS	NS	NS	NS
Alkalinity (as CaCO3)	-	471-34-1	(mg/l)	13.9	14.2	14.2	14.2	11.6	11.6	11.1	11.1	11.5	11.5	11.5	11.1	11.1	11.5	11.5	24.7	24.7	12.6	11.3	11.3
Ammonia (as N)	2 ST	7664-41-7	(mg/l)	0.11	0.1 U	0.1 U	0.1 U	0.1 U	0.1 U	0.1 U	0.1 U	0.1 U	0.1 U	0.1 U	0.1 U	0.1 U	0.10 U	0.10 U	0.36	0.36	0.1 U	0.1 U	0.1 U
Biochemical Oxygen Demand	-	-	(mg/l)	2 U	2 U	2 U	2 U	2 U	2 U	2 U	2 U	2 U	2 U	2 U	2 U	2 U	2 U	2 U	2 U	2 U	2 U	2 U	2 U
Bromide	2 GV	24959-67-9	(mg/l)	0.5 U	0.5 U	0.5 U	0.5 U	0.8	0.8	0.8	0.8	0.5	0.5	0.5	0.8	0.8	0.7	0.7	0.5	0.5	0.5 U	0.6	0.6
Chemical Oxygen Demand	-	-	(mg/l)	13.1	10 U	10 U	10 U	10 U	10 U	10 U	10 U	10 U	10 U	10 U	10 U	10 U	10 U	10 U	10 U	10 U	10 U	10 U	10 U
Chloride	250 ST	16887-00-6	(mg/l)	6.4	7.3	7	7	9.8	9.1	9.4	8.6	8.6	8.6	8.6	8.4	8.4	8.6	8.6	8.4	8.4	7.7	7.8	7.8
Hardness (as CaCO3)	-	-	(mg/l)	110	18	39	39	38	40	37	39	39	40	40	37	37	39	39	48	48	33	35	35
Nitrate (as N)	10 ST	14797-55-8	(mg/l)	1.69	1.36	1.38	1.38	1.35	1.35	1.31	1.35	1.35	1.35	1.35	1.31	1.31	1.25	1.25	1.2	1.2	1.32	1.2	1.2
Phenols, total	0.001 ST	-	(mg/l)	0.005 U	0.005 U	0.005 U	0.005 U	0.005 U	0.005 U	0.005 U	0.005 U	0.005 U	0.005 U	0.005 U	0.005 U	0.005 U	0.005 U	0.005 U	0.005 U	0.005 U	0.005 U	0.005 U	0.005 U
Sulfate	250 ST	14808-79-8	(mg/l)	25.6	20.3	20.1	20.1	22.2	8.8	18.6	18.2	8.8	8.8	8.8	18.6	18.6	18.2	18.2	17.7	17.7	17.9	19.3	19.3
Total Organic Carbon	-	-	(mg/l)	1 U	1 U	1 U	1 U	1 U	1 U	1 U	1 U	1 U	1 U	1 U	1 U	1 U	1 U	1 U	1 U	1 U	1 U	1 U	1 U
Total Dissolved Solids	-	-	(mg/l)	88	83	95	95	81	88	137	48	88	88	88	79	79	48	48	79	79	67	81	81
Total Kjeldahl Nitrogen (as N)	-	7727-37-9	(mg/l)	0.27	0.11	0.21	0.21	0.14	0.14	0.1 U	0.1 U	0.1 U	0.1 U	0.1 U	0.1 U	0.1 U	0.1	0.1	0.34	0.34	0.12	0.64	0.64

NOTES:
 NA: Not analyzed
 U: Analyzed for but not detected, value shown is instrument detection limit
 J: Estimated value
 UJ*: Value was not detected above quantitation limit but was an approximate concentration
 : Concentration exceeds Standard/Guidance Value
 J*: Value is an approximate concentration of the analyte in the sample as determined by data validation.

Appendix A-1

SONIA ROAD LANDFILL
 POST CLOSURE GROUNDWATER MONITORING PROGRAM
 HISTORIC AND CURRENT SAMPLE RESULTS
 LEACHATE INDICATORS

CONSTITUENT	NYSDEC Class GA Groundwater Standards and Guidance Values	CAS #	SITE : DATE : UNITS:	MW-02D 11/30/06 (mg/l)	MW-02D 2/22/07 (mg/l)	MW-02D 5/25/07 (mg/l)	MW-02D 8/14/07 (mg/l)	MW-02D 11/13/07 (mg/l)	MW-02D 2/12/08 (mg/l)	MW-02D 5/19/08 (mg/l)	MW-02D 8/4/08 (mg/l)	MW-02D 11/3/08 (mg/l)	MW-02D 2/24/09 (mg/l)
Color (APHA Units)	-	-	(units)	5 U	5	NA	NA	NA	NA	NA	NA	5.00	NA
Alkalinity (as CaCO ₃)	-	471-34-1	(mg/l)	9.3	8.2	7.8	8.4	7.2	8.6	6.7	6.9	6.85	6.85
Ammonia (as N)	2 ST	7664-41-7	(mg/l)	0.1 U	0.10 U	0.10 U	0.10 U	0.10 U	0.1 U	0.1 U	0.1 U	0.1 U	0.1 U
Biochemical Oxygen Demand	-	-	(mg/l)	2 U	2 U	2 U	2 U	2 U	2 U	2 U	2 U	2 U	2 U
Bromide	2 GV	24959-67-9	(mg/l)	0.8	0.5 U	0.5 U	0.5 U	0.5 U	0.5 U	0.5 U	0.5 U	0.5 U	0.5 U
Chemical Oxygen Demand	-	-	(mg/l)	10 U	10 U	10 U	10 U	10 U	10 U	10 U	10 U	10 U	10 U
Chloride	250 ST	16887-00-6	(mg/l)	6.3	6.7	5.8	5.6	6.2	5.7	4.86	4.66	4.98	4.64
Hardness (as CaCO ₃)	-	-	(mg/l)	28	40.0	25	26	22	28	22.0	21.0	22.0	120
Nitrate (as N)	10 ST	14797-55-8	(mg/l)	0.64	0.44	0.31	0.34	0.30	0.14	0.1 U	0.1 U	0.18	0.11
Phenols, total	0.001 ST	-	(mg/l)	0.005 U	0.005 U	0.005 U	0.005 U	0.005 U	0.005 U	0.005 U	5 U	5 U	5 U
Sulfate	250 ST	14808-79-8	(mg/l)	17.9	19.3	19.3	19.1	13.4	17.0	16.1	15.3	14.7	11.7
Total Organic Carbon	-	-	(mg/l)	1 U	1.0 U	1.0 U	1.0 U	1.0 U	1 U	1 U	2.3	1 U	1 U
Total Dissolved Solids	-	-	(mg/l)	61	67	59	62	51	68	55	53	47	42
Total Kjeldahl Nitrogen (as N)	-	7727-37-9	(mg/l)	0.18	0.55	0.50	0.50	0.16	0.10 U	0.1 U	0.1 U	0.1 U	0.1 U

NOTES:

NA: Not analyzed

U: Analyzed for but not detected, value shown is instrument detection limit

J: Estimated value

UJ*: Value was not detected above quantitation limit but was an approximate concent

[REDACTED] : Concentration exceeds Standard/Guidance Value

J*: Value is an approximate concentration of the analyte in the sample as determined by data validation.

Appendix A-1

SONIA ROAD LANDFILL
 POST CLOSURE GROUNDWATER MONITORING PROGRAM
 HISTORIC AND CURRENT SAMPLE RESULTS
 LEACHATE INDICATORS

CONSTITUENT	NYSDEC Class GA Groundwater Standards and Guidance Values	CAS #	SITE : DATE :	MW-021 (mg/l)	MW-021 (mg/l)	MW-021 (mg/l)	MW-021 (mg/l)	MW-021 (mg/l)	MW-021 (mg/l)	MW-021 (mg/l)	MW-021 (mg/l)	MW-021 (mg/l)	
			UNITS:	10/27/97	12/01/2000	01/30/2001	8/21/02	11/20/02	3/7/03	6/3/03	8/21/03	11/11/03	MW-021 (mg/l)
Color (APHA Units)	-	-	(units)	5 U	5 U	5 U	NS	10	NS	NS	10	NS	NS
Alkalinity (as CaCO3)	-	471-34-1	(mg/l)	12.3	9	9.3	4.5	9.6	16.2	17.2	7.4	7.5	9.4
Ammonia (as N)	2 ST	7664-41-7	(mg/l)	0.65	9.1	0.64	0.10 U	0.1 U	0.29	0.19	0.1 U	0.1 U	0.1 U
Biochemical Oxygen Demand	-	-	(mg/l)	2 U	2 U	2 U	2 U	2 U	2 U	3	7	3	3
Bromide	2 GV	24959-67-9	(mg/l)	0.5 U	0.5 U	0.5 U	0.5 U	0.5 U	0.5 U	0.5 U	0.5 U	0.5 U	1 U
Chemical Oxygen Demand	-	-	(mg/l)	15 U	56.7	10 U	12.7	10 U	14	10 U	10 U	10 U	28
Chloride	250 ST	16887-00-6	(mg/l)	10	12.8	15	10.8	3.8	14	6.2	8.2	11.1	14.7
Hardness (as CaCO3)	-	-	(mg/l)	26	34	80	32	90	44	46	42	40	44
Nitrate (as N)	10 ST	14797-55-8	(mg/l)	1.9	2.2	2.4	2.39	2.56	1.68	1.92	2.72	2.82	2.28
Phenols, total	0.001 ST	-	(mg/l)	0.0010 U	0.005 U	0.005 U	0.005 U	0.005 U	0.005 U	0.005 U	0.005 U	0.005 U	0.005 U
Sulfate	250 ST	14808-79-8	(mg/l)	32.9	5.4	7.80	10.3	13.8	25.1	27.7	16.6	13.9	15
Total Organic Carbon	-	-	(mg/l)	1.5	1.5	1.1	1.3	1.3	3.2	2.3	1 U	1 U	1 U
Total Dissolved Solids	-	-	(mg/l)	103	88	99	58	97	83	82	112	74	69
Total Kjeldahl Nitrogen (as N)	-	7727-37-9	(mg/l)	0.8	9	1.20	0.1 U	0.28	1.45	0.66	0.26	0.46	0.36

CONSTITUENT	NYSDEC Class GA Groundwater Standards and Guidance Values	CAS #	SITE : DATE :	MW-021 (mg/l)	MW-021 (mg/l)	MW-021 (mg/l)	MW-021 (mg/l)	MW-021 (mg/l)	MW-021 (mg/l)	MW-021 (mg/l)	MW-021 (mg/l)	MW-021 (mg/l)	MW-021 (mg/l)
			UNITS:	5/20/04	8/20/04	11/8/04	2/28/05	5/26/05	8/24/05	11/29/05	2/28/06	5/18/06	MW-021 (mg/l)
Color (APHA Units)	-	-	(units)	20	NS	NS	5 U	NS	NS	NS	NS	NS	NS
Alkalinity (as CaCO3)	-	471-34-1	(mg/l)	32.1	10.2	17.8	8.8	8.3	7.4	6.4	9.1	17	25.4
Ammonia (as N)	2 ST	7664-41-7	(mg/l)	0.23	0.1 U	0.1 U	0.71	0.66	0.42	0.85	0.65	0.33	0.27
Biochemical Oxygen Demand	-	-	(mg/l)	2	2 U	8	2 U	2 U	2 U	2 U	2 U	2 U	2 U
Bromide	2 GV	24959-67-9	(mg/l)	0.5 U	1	0.8	0.5 U	0.9	0.9	1.1	0.5	0.5 U	0.5
Chemical Oxygen Demand	-	-	(mg/l)	23	10 U	10 U	10 U	10 U	10 U	10 U	10 U	10 U	10 U
Chloride	250 ST	16887-00-6	(mg/l)	8.3	11.4	11.3	11.4	12.4	15	26.4	31.4	38.2	24.3
Hardness (as CaCO3)	-	-	(mg/l)	110	25	39	34	36	37	42	39	53	64
Nitrate (as N)	10 ST	14797-55-8	(mg/l)	2.19	3.04	3.03	2.28	2.19	1.96	1.9	2.05	1.4	1.76
Phenols, total	0.001 ST	-	(mg/l)	0.005 U	0.005 U	0.005 U	0.005 U	0.005 U	0.005 U	0.005 U	0.005 U	0.005 U	0.005 U
Sulfate	250 ST	14808-79-8	(mg/l)	27.2	19.4	16.5	16	15.3	17.1	8.5	7.8	27.2	33.5
Total Organic Carbon	-	-	(mg/l)	5.7	1 U	1.3	1 U	1 U	1.2	1 U	1.2	1 U	1.2
Total Dissolved Solids	-	-	(mg/l)	127	111	87	80	90	129	81	109	134	135
Total Kjeldahl Nitrogen (as N)	-	7727-37-9	(mg/l)	1.02	0.86	0.92	0.84	0.64	0.64	0.86	0.84	1.06	0.46

NOTES:
 NA: Not analyzed
 U: Analyzed for but not detected, value shown is instrument detection limit
 J: Estimated value
 UJ*: Value was not detected above quantitation limit but was an approximate concentration
 : Concentration exceeds Standard/Guidance Value
 J*: Value is an approximate concentration of the analyte in the sample as determined by data validation.

Appendix A-1

SONIA ROAD LANDFILL
 POST CLOSURE GROUNDWATER MONITORING PROGRAM
 HISTORIC AND CURRENT SAMPLE RESULTS
 LEACHATE INDICATORS

CONSTITUENT	NYSDEC Class GA Groundwater Standards and Guidance Values	CAS #	SITE : DATE : UNITS:	MW-021 11/30/06 (mg/l)	MW-021 2/22/07 (mg/l)	MW-021 5/25/07 (mg/l)	MW-021 8/14/07 (mg/l)	MW-021 11/13/07 (mg/l)	MW-021 2/12/08 (mg/l)	MW-021 5/19/08 (mg/l)	MW-021 8/4/08 (mg/l)	MW-021 11/3/08 (mg/l)	MW-021 2/24/09 (mg/l)
Color (APHA Units)	-	-	(units)	5 U	5	NA	NA	NA	NA	NA	NA	5.00	NA
Alkalinity (as CaCO ₃)	-	471-34-1	(mg/l)	31.4	20.9	31.0	41.0	49.8	35.0	34.0	34.7	30.1	23.2
Ammonia (as N)	2 ST	7664-41-7	(mg/l)	0.53	0.10 U	0.10 U	0.10 U	0.10 U	0.1 U	0.1 U	0.1 U	0.1 U	0.18
Biochemical Oxygen Demand	-	-	(mg/l)	2 U	2 U	2 U	2 U	2 U	2 U	2 U	2 U	2 U	2 U
Bromide	2 GV	24959-67-9	(mg/l)	0.8	0.5 U	0.5 U	0.5 U	0.5 U	0.5 U	0.5 U	0.5 U	0.5 U	0.5 U
Chemical Oxygen Demand	-	-	(mg/l)	10 U	10 U	10 U	10 U	1035	10 U	10 U	10 U	10 U	10 U
Chloride	250 ST	16887-00-6	(mg/l)	36.8	37.9	35.4	40.3	28.3	16.2	19.1	15.2	14.8	16.5
Hardness (as CaCO ₃)	-	-	(mg/l)	76.0	64.0	68.0	68.0	54	54	45.0	40.0	38.0	120
Nitrate (as N)	10 ST	14797-55-8	(mg/l)	1.62	1.74	0.84	1.2	0.93	1.96	0.1 U	1.58	1.47	2.03
Phenols, total	0.001 ST	-	(mg/l)	0.005 U	0.005 U	0.005 U	0.005 U	0.005 U	0.005 U	0.005 U	5 U	5 U	5 U
Sulfate	250 ST	14808-79-8	(mg/l)	18.4	23.6	46.6	32.1	24.4	12.8	9.05	8.07	8.98	13.4
Total Organic Carbon	-	-	(mg/l)	1.2	1.3	1.8	1.4	2.3	1 U	1 U	1.1	1 U	1 U
Total Dissolved Solids	-	-	(mg/l)	129	159	146	194	139	95	101	86	73	86
Total Kjeldahl Nitrogen (as N)	-	7727-37-9	(mg/l)	0.82	0.71	0.69	0.68	1.92	0.13	0.14	0.50	0.51	0.25

NOTES:

NA: Not analyzed

U: Analyzed for but not detected, value shown is instrument detection limit

J: Estimated value

UJ*: Value was not detected above quantitation limit but was an approximate concent

: Concentration exceeds Standard/Guidance Value

J*: Value is an approximate concentration of the analyte in the sample as determined by data validation.

**SONIA ROAD LANDFILL
POST CLOSURE GROUNDWATER MONITORING PROGRAM
HISTORIC AND CURRENT SAMPLE RESULTS
LEACHATE INDICATORS**

CONSTITUENT	NYSDEC Class GA Groundwater Standards and Guidance Values	CAS #	SITE : DATE : UNITS:	MW-02S 10/27/97 (mg/l)	MW-02S 11/30/2000 (mg/l)	MW-02S 01/31/2001 (mg/l)	MW-02S 8/21/02 (mg/l)	MW-02S 11/20/02 (mg/l)	MW-02S 3/5/03 (mg/l)	MW-02S 6/3/03 (mg/l)	MW-02S 8/21/03 (mg/l)	MW-02S 11/11/03 (mg/l)	MW-02S 2/26/04 (mg/l)
Color (APHA Units)	-	-	(units)	5 U	5 U	5 U	NS	NS	NS	NS	NS	NS	NS
Alkalinity (as CaCO3)	-	471-34-1	(mg/l)	86.6	86.2	85	NS	NS	NS	NS	NS	NS	NS
Ammonia (as N)	2 ST	7664-41-7	(mg/l)	0.08	1.5	1.1	NS	NS	NS	NS	NS	NS	NS
Biochemical Oxygen Demand	-	-	(mg/l)	2 U	2 U	2	NS	NS	NS	NS	NS	NS	NS
Bromide	2 GV	24959-67-9	(mg/l)	0.5 U	0.5 U	0.5 U	NS	NS	NS	NS	NS	NS	NS
Chemical Oxygen Demand	-	-	(mg/l)	15 U	10 U	10 U	NS	NS	NS	NS	NS	NS	NS
Chloride	250 ST	16887-00-6	(mg/l)	21.2	9.5	10	NS	NS	NS	NS	NS	NS	NS
Hardness (as CaCO3)	-	-	(mg/l)	92	88	120	NS	NS	NS	NS	NS	NS	NS
Nitrate (as N)	10 ST	14797-55-8	(mg/l)	0.82	2.4	1.8	NS	NS	NS	NS	NS	NS	NS
Phenols, total	0.001 ST	-	(mg/l)	0.0010 U	0.005 U	0.005 U	NS	NS	NS	NS	NS	NS	NS
Sulfate	250 ST	14808-79-8	(mg/l)	20.9	26.6	19.2	NS	NS	NS	NS	NS	NS	NS
Total Organic Carbon	-	-	(mg/l)	2.2	1.6	2.7	NS	NS	NS	NS	NS	NS	NS
Total Dissolved Solids	-	-	(mg/l)	171	138	170	NS	NS	NS	NS	NS	NS	NS
Total Kjeldahl Nitrogen (as N)	-	7727-37-9	(mg/l)	0.2	1.4	1.1	NS	NS	NS	NS	NS	NS	NS

CONSTITUENT	NYSDEC Class GA Groundwater Standards and Guidance Values	CAS #	SITE : DATE : UNITS:	MW-02S 5/20/04 (mg/l)	MW-02S 8/20/04 (mg/l)	MW-02S 11/8/04 (mg/l)	MW-02S 2/28/05 (mg/l)	MW-02S 5/26/05 (mg/l)	MW-02S 8/24/05 (mg/l)	MW-02S 11/29/05 (mg/l)	MW-02S 2/28/06 (mg/l)	MW-02S 5/18/06 (mg/l)	MW-02S 8/10/06 (mg/l)
Color (APHA Units)	-	-	(units)	NS	NS	NS	NS	NS	NS	NS	NS	NS	NS
Alkalinity (as CaCO3)	-	471-34-1	(mg/l)	NS	NS	NS	NS	NS	NS	NS	NS	NS	NS
Ammonia (as N)	2 ST	7664-41-7	(mg/l)	NS	NS	NS	NS	NS	A	A	A	A	A
Biochemical Oxygen Demand	-	-	(mg/l)	NS	NS	NS	NS	NS	B	B	B	B	B
Bromide	2 GV	24959-67-9	(mg/l)	NS	NS	NS	NS	NS	A	A	A	A	A
Chemical Oxygen Demand	-	-	(mg/l)	NS	NS	NS	NS	NS	N	N	N	N	N
Chloride	250 ST	16887-00-6	(mg/l)	NS	NS	NS	NS	NS	D	D	D	D	D
Hardness (as CaCO3)	-	-	(mg/l)	NS	NS	NS	NS	NS	O	O	O	O	O
Nitrate (as N)	10 ST	14797-55-8	(mg/l)	NS	NS	NS	NS	NS	N	N	N	N	N
Phenols, total	0.001 ST	-	(mg/l)	NS	NS	NS	NS	NS	E	E	E	E	E
Sulfate	250 ST	14808-79-8	(mg/l)	NS	NS	NS	NS	NS	D	D	D	D	D
Total Organic Carbon	-	-	(mg/l)	NS	NS	NS	NS	NS	NS	NS	NS	NS	NS
Total Dissolved Solids	-	-	(mg/l)	NS	NS	NS	NS	NS	NS	NS	NS	NS	NS
Total Kjeldahl Nitrogen (as N)	-	7727-37-9	(mg/l)	NS	NS	NS	NS	NS	NS	NS	NS	NS	NS

NOTES:

NA: Not analyzed

U: Analyzed for but not detected, value shown is instrument detection limit

J: Estimated value

UJ*: Value was not detected above quantitation limit but was an approximate concentration

█ : Concentration exceeds Standard/Guidance Value

J*: Value is an approximate concentration of the analyte in the sample as determined by data validation.

Appendix A-1

SONIA ROAD LANDFILL
 POST CLOSURE GROUNDWATER MONITORING PROGRAM
 HISTORIC AND CURRENT SAMPLE RESULTS
 LEACHATE INDICATORS

CONSTITUENT	NYSDEC Class GA Groundwater Standards and Guidance Values	CAS #	SITE : DATE : UNITS:	MW-02S 11/30/06 (mg/l)	MW-02S 2/22/07 (mg/l)	MW-02S 5/25/07 (mg/l)	MW-02S 8/14/07 (mg/l)	MW-02S 11/13/07 (mg/l)	MW-02S 2/11/08 (mg/l)	MW-02S 5/19/08 (mg/l)	MW-02S 8/4/08 (mg/l)	MW-02S 11/3/08 (mg/l)	MW-02S 2/24/09 (mg/l)
Color (APHA Units)	-	-	(units)										
Alkalinity (as CaCO3)	-	471-34-1	(mg/l)										
Ammonia (as N)	2 ST	7664-41-7	(mg/l)	A	A	A	A	A	A	A	A	A	A
Biochemical Oxygen Demand	-	-	(mg/l)	B	B	B	B	B	B	B	B	B	B
Bromide	2 GV	24959-67-9	(mg/l)	A	A	A	A	A	A	A	A	A	A
Chemical Oxygen Demand	-	-	(mg/l)	N	N	N	N	N	N	N	N	N	N
Chloride	250 ST	16887-00-6	(mg/l)	D	D	D	D	D	D	D	D	D	D
Hardness (as CaCO3)	-	-	(mg/l)	O	O	O	O	O	O	O	O	O	O
Nitrate (as N)	10 ST	14797-55-8	(mg/l)	N	N	N	N	N	N	N	N	N	N
Phenols, total	0.001 ST	-	(mg/l)	E	E	E	E	E	E	E	E	E	E
Sulfate	250 ST	14808-79-8	(mg/l)	D	D	D	D	D	D	D	D	D	D
Total Organic Carbon	-	-	(mg/l)										
Total Dissolved Solids	-	-	(mg/l)										
Total Kjeldahl Nitrogen (as N)	-	7727-37-9	(mg/l)										

NOTES:

NA: Not analyzed

U: Analyzed for but not detected, value shown is instrument detection limit

J: Estimated value

UJ*: Value was not detected above quantitation limit but was an approximate concent

: Concentration exceeds Standard/Guidance Value

J*: Value is an approximate concentration of the analyte in the sample as determined by data validation.

Appendix A-1

SONIA ROAD LANDFILL
 POST CLOSURE GROUNDWATER MONITORING PROGRAM
 HISTORIC AND CURRENT SAMPLE RESULTS
 LEACHATE INDICATORS

CONSTITUENT	NYSDEC Class GA Groundwater Standards and Guidance Values	CAS #	SITE : DATE : UNITS:	MW-03S 10/30/97 (mg/l)	MW-03S 12/06/2000 (mg/l)	MW-03S 02/02/2001 (mg/l)	MW-03S 8/22/02 (mg/l)	MW-03S 11/22/02 (mg/l)	MW-03S 3/7/03 (mg/l)	MW-03S 6/5/03 (mg/l)	MW-03S 8/25/03 (mg/l)	MW-03S 11/13/03 (mg/l)	MW-03S 3/2/04 (mg/l)
Color (APHA Units)	-	-	(units)	70	70	100	NS	50	NS	NS	60	NS	NS
Alkalinity (as CaCO3)	-	471-34-1	(mg/l)	187	183	160	169	146	5 U	175	297	263	213
Ammonia (as N)	2 ST	7664-41-7	(mg/l)	2	2.3	1.66	2.07	2.7	5.78	1.66	2.08	2.88	0.5 U
Biochemical Oxygen Demand	-	-	(mg/l)	11	11	18	5	13	10	8	8	12	9
Bromide	2 GV	24959-67-9	(mg/l)	0.5 U	0.5 U	0.5 U	1.5	0.5 U	0.5 U	0.5 U	0.6	2.1	3.1
Chemical Oxygen Demand	-	-	(mg/l)	37	10 U	32.6	34.7	44.5	35.3	33.8	77.6	38.6	50.4
Chloride	250 ST	16887-00-6	(mg/l)	75.3	28.8	26.8	37.6	40.2	30.5	21.2	42.9	52.3	32.7
Hardness (as CaCO3)	-	-	(mg/l)	190	180	188	220	340	500	400	650	440	300
Nitrate (as N)	10 ST	14797-55-8	(mg/l)	0.1 U	0.1 U	0.254	0.1 U	0.67	0.88	0.1 U	0.27	0.1 U	0.5 U
Phenols, total	0.001 ST	-	(mg/l)	0.0018	0.005 U	0.005 U	0.005 U	0.005 U	0.005 U	0.005 U	0.005 U	0.005 U	0.005 U
Sulfate	250 ST	14808-79-8	(mg/l)	5 U	5.1	19	96	545	880	96.5	30.4	5.7	11.2
Total Organic Carbon	-	-	(mg/l)	7.7	4.3	4.67	4.9	3.9	5.8	5.7	8.1	7	6
Total Dissolved Solids	-	-	(mg/l)	246	237	248	290	695	876	452	528	345	320
Total Kjeldahl Nitrogen (as N)	-	7727-37-9	(mg/l)	3.1	2	1.7	3	2.48	8.69	1.46	2.92	3.23	2.03

CONSTITUENT	NYSDEC Class GA Groundwater Standards and Guidance Values	CAS #	SITE : DATE : UNITS:	MW-03S 5/24/04 (mg/l)	MW-03S 8/23/04 (mg/l)	MW-03S 11/10/04 (mg/l)	MW-03S 3/2/05 (mg/l)	MW-03S 5/31/05 (mg/l)	MW-03S 8/26/05 (mg/l)	MW-03S 11/30/05 (mg/l)	MW-03S 3/1/06 (mg/l)	MW-03S 5/18/06 (mg/l)	MW-03S 8/9/06 (mg/l)
Color (APHA Units)	-	-	(units)	120	NS	NS	200	NS	NS	NS	NS	NS	NS
Alkalinity (as CaCO3)	-	471-34-1	(mg/l)	209	225	225	228	278	258	326	368	312	327
Ammonia (as N)	2 ST	7664-41-7	(mg/l)	1.57	2.28	1.42	1.73	2.19	2.54	2.47	2.59	1.35	3.08
Biochemical Oxygen Demand	-	-	(mg/l)	10	2 U	14	10	10	17	7	10	10	16
Bromide	2 GV	24959-67-9	(mg/l)	0.5 U	1.5	4.8	2.2	3.0	2.1	2.8	1.6	1.5	1.1
Chemical Oxygen Demand	-	-	(mg/l)	25.5	10 U	10 U	29.3	66.8	24.3	26.8	36.1	23.6	21.1
Chloride	250 ST	16887-00-6	(mg/l)	41.7	51.1	69.7	52.4	47.9	45.2	56	56.6	45.9	49.2
Hardness (as CaCO3)	-	-	(mg/l)	700	172	320	250	370	270	420	390	320	315
Nitrate (as N)	10 ST	14797-55-8	(mg/l)	0.56	0.1 U	0.14	0.42	0.18	0.1 U	0.1 U	0.12	0.1 U	0.1 U
Phenols, total	0.001 ST	-	(mg/l)	0.005 U	0.005 U	0.005 U	0.005 U	0.005 U	0.005 U	0.005 U	0.005 U	0.005 U	0.005 U
Sulfate	250 ST	14808-79-8	(mg/l)	24.3	5 U	5 U	6	16.6	5 U	110	43.8	5 U	5 U
Total Organic Carbon	-	-	(mg/l)	6.8	6.1	6.2	7	9.5	8.4	10.4	12.8	8.1	9.4
Total Dissolved Solids	-	-	(mg/l)	320	513	334	335	393	486	564	554	424	602
Total Kjeldahl Nitrogen (as N)	-	7727-37-9	(mg/l)	2.27	2.61	2.08	2.06	2.89	2.99	3.89	3.32	3.77	4.32

NOTES:

NA: Not analyzed

U: Analyzed for but not detected, value shown is instrument detection limit

J: Estimated value

UJ*: Value was not detected above quantitation limit but was an approximate concentration

: Concentration exceeds Standard/Guidance Value

J*: Value is an approximate concentration of the analyte in the sample as determined by data validation.

**SONIA ROAD LANDFILL
POST CLOSURE GROUNDWATER MONITORING PROGRAM
HISTORIC AND CURRENT SAMPLE RESULTS
LEACHATE INDICATORS**

CONSTITUENT	NYSDEC Class GA Groundwater Standards and Guidance Values	CAS #	SITE : DATE : UNITS:	MW-03S 11/29/06 (mg/l)	MW-03S 2/22/07 (mg/l)	MW-03S 6/11/07 (mg/l)	MW-03S 8/14/07 (mg/l)	MW-03S 11/14/07 (mg/l)	MW-03S 2/11/08 (mg/l)	MW-03S 5/15/08 (mg/l)	MW-03S 8/5/08 (mg/l)	MW-03S 11/5/08 (mg/l)	MW-03S 2/25/09 (mg/l)
Color (APHA Units)	-	-	(units)	70	100	NA	NA	NA	NA	NA	NA	NA	NA
Alkalinity (as CaCO3)	-	471-34-1	(mg/l)	274	288	326	288	259	228	278	240	217	236
Ammonia (as N)	2 ST	7664-41-7	(mg/l)	2.60	2.88	2.96	2.96	2.22	1.17	1.61	1.73	1.3	1.16
Biochemical Oxygen Demand	-	-	(mg/l)	9	21	12	12	19	16	11	11	14.3	14.4
Bromide	2 GV	24959-67-9	(mg/l)	1.4	0.5 U	0.5 U	0.5 U	0.5 U	0.5 U	0.5 U	0.5 U	0.5 U	0.5 U
Chemical Oxygen Demand	-	-	(mg/l)	43.7	33.3	28.2	33.3	40.9	16.9	10 U	21.8	24.3	13.3
Chloride	250 ST	16887-00-6	(mg/l)	47.7	45.8	43.5	37.5	38.2	37.2	36.3	34.0	33.8	34.9
Hardness (as CaCO3)	-	-	(mg/l)	300	320	340	270	234	240	260	220	220	450
Nitrate (as N)	10 ST	14797-55-8	(mg/l)	0.1 U	0.10 U	0.10 U	0.10 U	0.13	0.1 U	0.1 U	0.1 U	0.15	0.13
Phenols, total	0.001 ST	-	(mg/l)	0.005 U	0.005 U	0.005 U	0.005 U	0.005 U	0.005 U	0.005 U	5 U	5 U	5 U
Sulfate	250 ST	14808-79-8	(mg/l)	11.9	5.0 U	5.0 U	5.0 U	5.0 U	5.0 U	5.0 U	5 U	5 U	5 U
Total Organic Carbon	-	-	(mg/l)	8.3	8.8	9.8	7.9	7.4	6.7	7.1	7.2	6.8	5.7
Total Dissolved Solids	-	-	(mg/l)	404	364	410	360	347	293	337	330	278	329
Total Kjeldahl Nitrogen (as N)	-	7727-37-9	(mg/l)	3.60	4.52	4.09	4.57	3.67	2.77	2.70	3.41	2.83	1.90

NOTES:

NA: Not analyzed

U: Analyzed for but not detected, value shown is instrument detection limit

J: Estimated value

UJ*: Value was not detected above quantitation limit but was an approximate concent

█ : Concentration exceeds Standard/Guidance Value

J*: Value is an approximate concentration of the analyte in the sample as determined by data validation.

Appendix A-1

SONIA ROAD LANDFILL
POST CLOSURE GROUNDWATER MONITORING PROGRAM
HISTORIC AND CURRENT SAMPLE RESULTS
LEACHATE INDICATORS

CONSTITUENT	NYSDEC Class GA Groundwater Standards and Guidance Values	CAS #	SITE : DATE : UNITS:	MW-04D (mg/l)	12/06/2000 (mg/l)	02/01/2001 (mg/l)	8/23/02 (mg/l)	11/21/02 (mg/l)	3/7/03 (mg/l)	6/3/03 (mg/l)	8/25/03 (mg/l)	11/11/03 (mg/l)	MW-04D (mg/l)	2/26/04 (mg/l)
Color (APHA Units)	-	-	(units)	150	150	50	NS	60	NS	NS	80	NS	NS	NS
Alkalinity (as CaCO3)	-	471-34-1	(mg/l)	210	232	260	117	103	88.2	110	1430	148	148	163
Ammonia (as N)	2 ST	7664-41-7	(mg/l)	2.8	5.3	5.4	3.91	2.65	3.68	4.33	4.31	4.83	4.83	1.19
Biochemical Oxygen Demand	-	-	(mg/l)	8	4	8	13	2 U	2	12	7	4	4	9
Bromide	2 GV	24959-67-9	(mg/l)	1.1	0.8	1.1	3.0	0.5 U	0.5 U	0.5 U	0.5	2	2	2.3
Chemical Oxygen Demand	-	-	(mg/l)	46	10 U	10.6	12.7	15.1	10 U	28.9	48.4	19.2	320	37.9
Chloride	250 ST	16887-00-6	(mg/l)	50.1	42.8	42	20	20.4	12.5	18.6	18.9	17.8	17.8	25.1
Hardness (as CaCO3)	-	-	(mg/l)	280	280	200	110	200	140	120	500	320	320	132
Nitrate (as N)	10 ST	14797-55-8	(mg/l)	0.1 U	0.1 U	0.1 U	1.52	0.61	0.1 U	0.1 U	0.1 U	0.1 U	0.1 U	0.1 U
Phenols, total	0.001 ST	-	(mg/l)	0.0049	0.005 U	0.005 U	0.005 U	0.005 U	0.005 U	0.005 U	0.005 U	0.005 U	0.005 U	0.005 U
Sulfate	250 ST	14808-79-8	(mg/l)	18.3	9.1	6.10	10	42.6	17.9	22.1	21.5	14.8	14.8	8
Total Organic Carbon	-	-	(mg/l)	4.7	6.5	6.2	3	1.7	2.9	2	1.8	1.7	1.7	2.3
Total Dissolved Solids	-	-	(mg/l)	318	304	310	170	241	40	162	214	208	208	50
Total Kjeldahl Nitrogen (as N)	-	7727-37-9	(mg/l)	5.6	6.6	7	4.47	3.06	4.85	4.14	4.69	4.27	4.27	4.54

CONSTITUENT	NYSDEC Class GA Groundwater Standards and Guidance Values	CAS #	SITE : DATE : UNITS:	MW-04D (mg/l)	8/23/04 (mg/l)	11/09/04 (mg/l)	3/1/05 (mg/l)	5/27/05 (mg/l)	8/26/05 (mg/l)	11/30/05 (mg/l)	3/1/06 (mg/l)	5/22/06 (mg/l)	MW-04D (mg/l)	8/10/06 (mg/l)
Color (APHA Units)	-	-	(units)	200	NS	NS	250	NS	NS	NS	NS	NS	NS	NS
Alkalinity (as CaCO3)	-	471-34-1	(mg/l)	174	267	295	178	184	198	157	109	66.2	66.2	53
Ammonia (as N)	2 ST	7664-41-7	(mg/l)	4.21	5.28	3.08	3.89	3.72	2.87	2.55	1.74	0.48	0.48	1.06
Biochemical Oxygen Demand	-	-	(mg/l)	12	2 U	5	4	5	6	3	2	2 U	2 U	2 U
Bromide	2 GV	24959-67-9	(mg/l)	0.5	0.5	2.1	0.6	0.5 U	0.8	0.7	0.6	0.9	0.9	0.5 U
Chemical Oxygen Demand	-	-	(mg/l)	13.1	10 U	30.5	16.8	34.3	14.3	10 U	10 U	10 U	10 U	10 U
Chloride	250 ST	16887-00-6	(mg/l)	27.6	34.8	41.7	34.7	37.5	37.3	38	31.2	26	26	16.7
Hardness (as CaCO3)	-	-	(mg/l)	800	172	220	260	270	230	168	135	95	95	80
Nitrate (as N)	10 ST	14797-55-8	(mg/l)	0.1 U	0.1 U	0.1 U	0.1 U	0.1 U	0.1 U	0.1 U	0.19	0.1 U	0.1 U	0.1 U
Phenols, total	0.001 ST	-	(mg/l)	0.005 U	0.005 U	0.005 U	0.005 U	0.005 U	0.005 U	0.005 U	0.005 U	0.005 U	0.005 U	0.005 U
Sulfate	250 ST	14808-79-8	(mg/l)	13	5.1	5 U	13.8	17.7	14.2	23.5	31.2	29.2	29.2	23.3
Total Organic Carbon	-	-	(mg/l)	3	3.5	4.1	4.1	4.72	5.4	3.7	3.8	1.8	1.8	1.5
Total Dissolved Solids	-	-	(mg/l)	248	415	376	283	271	362	252	226	170	170	137
Total Kjeldahl Nitrogen (as N)	-	7727-37-9	(mg/l)	4.4	5.04	3.89	3.66	3.46	2.88	2.48	2.05	1.44	1.44	1.28

NOTES:

NA: Not analyzed

U: Analyzed for but not detected, value shown is instrument detection limit

J: Estimated value

UJ*: Value was not detected above quantitation limit but was an approximate concentration

: Concentration exceeds Standard/Guidance Value

J*: Value is an approximate concentration of the analyte in the sample as determined by data validation.

Appendix A-1

SONIA ROAD LANDFILL
 POST CLOSURE GROUNDWATER MONITORING PROGRAM
 HISTORIC AND CURRENT SAMPLE RESULTS
 LEACHATE INDICATORS

CONSTITUENT	NYSDEC Class GA Groundwater Standards and Guidance Values	CAS #	SITE : DATE : UNITS:	MW-04D 11/30/06 (mg/l)	MW-04D 2/23/07 (mg/l)	MW-04D 5/24/07 (mg/l)	MW-04D 8/10/07 (mg/l)	MW-04D 11/13/07 (mg/l)	MW-04D 2/11/08 (mg/l)	MW-04D 5/15/08 (mg/l)	MW-04D 8/4/08 (mg/l)	MW-04D 11/3/08 (mg/l)	MW-04D 2/23/09 (mg/l)
Color (APHA Units)	-	-	(units)	70	30	NA	NA	NA	NA	NA	NA	80.0	NA
Alkalinity (as CaCO3)	-	471-34-1	(mg/l)	49.8	40.0	35.6	U*	39.8	40.7	33.6	25.9	23.2	20.0
Ammonia (as N)	2 ST	7664-41-7	(mg/l)	0.90	0.10 U	0.10 U	0.89	0.10 U	0.56	0.73	0.52	0.3	0.36
Biochemical Oxygen Demand	-	-	(mg/l)	2 U	2 U	2 U	2 U	2 U	2 U	2 U	2 U	2 U	2 U
Bromide	2 GV	24959-67-9	(mg/l)	0.5 U	0.5 U	0.5 U	0.5 U	0.5 U	0.5 U	0.5 U	0.5 U	0.5 U	0.5 U
Chemical Oxygen Demand	-	-	(mg/l)	10 U	10 U	10 U	10 U	10 U	10 U	10 U	10 U	10 U	10 U
Chloride	250 ST	16887-00-6	(mg/l)	10.4	10.4	7.6	U*	9.9	10.7	8.38	6.23	8.47	20.2
Hardness (as CaCO3)	-	-	(mg/l)	64	55.0	60	75	54.0	65.0	56.0	35.0	40.0	190
Nitrate (as N)	10 ST	14797-55-8	(mg/l)	0.1 U	0.76	0.73	10 U	1.0	0.1 U	0.1 U	0.1 U	0.1 U	0.1 U
Phenols, total	0.001 ST	-	(mg/l)	0.005 U	0.005 U	.005 U	0.005 U	0.005 U	0.005 U	0.005 U	5 U	5 U	5 U
Sulfate	250 ST	14808-79-8	(mg/l)	16.5	21.5	19.8	17.0	19	21.6	18.9	13.8	11.5	10.3
Total Organic Carbon	-	-	(mg/l)	1.6	1.0 U	3.3	1.4	1.1	1 U	1 U	1 U	1 U	1 U
Total Dissolved Solids	-	-	(mg/l)	106	106	95	U*	101	96	99	70	64	90
Total Kjeldahl Nitrogen (as N)	-	7727-37-9	(mg/l)	1.60	0.74	0.69	1.9	0.24	0.89	0.79	0.62	0.73	0.64

NOTES:

NA: Not analyzed

U: Analyzed for but not detected, value shown is instrument detection limit

J: Estimated value

UJ*: Value was not detected above quantitation limit but was an approximate concentration

█ : Concentration exceeds Standard/Guidance Value

J*: Value is an approximate concentration of the analyte in the sample as determined by data validation.

Appendix A-1

SONIA ROAD LANDFILL
POST CLOSURE GROUNDWATER MONITORING PROGRAM
HISTORIC AND CURRENT SAMPLE RESULTS
LEACHATE INDICATORS

CONSTITUENT	NYSDEC Class GA Groundwater Standards and Guidance Values	CAS #	SITE : DATE : UNITS:	MW-041	MW-041	MW-041	MW-041	MW-041	MW-041	MW-041	MW-041	MW-041	MW-041	MW-041
				10/29/97 (mg/l)	12/06/2000 (mg/l)	02/01/2001 (mg/l)	8/23/02 (mg/l)	11/22/02 (mg/l)	3/6/03 (mg/l)	6/3/03 (mg/l)	8/22/03 (mg/l)	11/12/03 (mg/l)	2/26/04 (mg/l)	
Color (APHA Units)	-	-	(units)	30	200	60	NS	80	NS	150	NS	NS	NS	NS
Alkalinity (as CaCO3)	-	471-34-1	(mg/l)	309	339	240	202	385	282	387	326	311	311	311
Ammonia (as N)	2 ST	7664-41-7	(mg/l)	1.8	9.2	8.2	5.48	5.38	6.01	5.49	5.74	4.77	4.77	4.77
Biochemical Oxygen Demand	-	-	(mg/l)	6	24	20	8	18	39	15	62	28	28	28
Bromide	2 GV	24959-67-9	(mg/l)	0.8	0.9	0.70	3.3	0.5 U	0.5 U	0.5 U	0.5	3.4	3.4	3.4
Chemical Oxygen Demand	-	-	(mg/l)	37	10 U	10 U	20	46.9	51.3	21.6	48.4	30.5	30.5	30.5
Chloride	250 ST	16887-00-6	(mg/l)	28.7	50.9	48	22.1	49.5	44.4	47	46	40.2	40.2	40.2
Hardness (as CaCO3)	-	-	(mg/l)	210	480	200	80	460	290	320	390	270	270	270
Nitrate (as N)	10 ST	14797-55-8	(mg/l)	0.12	0.1 U	0.1 U	0.59	0.15	0.1 U	0.1 U	0.1 U	0.1 U	0.1 U	0.1 U
Phenols, total	0.001 ST	-	(mg/l)	0.0039	0.005 U	0.005 U	0.005 U	0.005 U	0.005 U	0.005 U	0.005 U	0.005 U	0.005 U	0.005 U
Sulfate	250 ST	14808-79-8	(mg/l)	14.5	5 U	5 U	5 U	10.7	5.6	6.3	5 U	5 U	5 U	5 U
Total Organic Carbon	-	-	(mg/l)	5.2	7.5	7.5	5.5	6.4	6.4	7.4	6.5	6.6	6.6	6.6
Total Dissolved Solids	-	-	(mg/l)	424	410	310	195	402	400	504	368	420	420	420
Total Kjeldahl Nitrogen (as N)	-	7727-37-9	(mg/l)	4.3	11.4	10.1	6.38	7.29	7.93	6.21	5.09	4.45	4.45	4.45

CONSTITUENT	NYSDEC Class GA Groundwater Standards and Guidance Values	CAS #	SITE : DATE : UNITS:	MW-041	MW-041	MW-041	MW-041	MW-041	MW-041	MW-041	MW-041	MW-041	MW-041	MW-041
				5/24/04 (mg/l)	8/23/04 (mg/l)	11/8/04 (mg/l)	3/1/05 (mg/l)	5/27/05 (mg/l)	8/26/05 (mg/l)	11/30/05 (mg/l)	3/1/06 (mg/l)	5/22/06 (mg/l)	8/10/06 (mg/l)	
Color (APHA Units)	-	-	(units)	120	NS	NS	140	NS	NS	NS	NS	NS	NS	NS
Alkalinity (as CaCO3)	-	471-34-1	(mg/l)	278	279	373	308	300	266	164	114	162	162	162
Ammonia (as N)	2 ST	7664-41-7	(mg/l)	4.06	4.20	3.50	9.22	8.5	6.32	3.35	1.56	2.38	2.38	2.38
Biochemical Oxygen Demand	-	-	(mg/l)	10	8	11	15	19	15	9	2 U	3	3	3
Bromide	2 GV	24959-67-9	(mg/l)	0.5 U	0.6	4.4	0.5 U	0.8	0.7	0.5 U	0.5 U	0.8	0.8	0.8
Chemical Oxygen Demand	-	-	(mg/l)	18.1	10 U	37.9	31.8	64.3	26.8	10 U	10 U	10 U	10 U	10 U
Chloride	250 ST	16887-00-6	(mg/l)	40.8	40.5	36.3	35	36.8	33.5	34.4	27.4	29.5	29.5	29.5
Hardness (as CaCO3)	-	-	(mg/l)	850	208	268	330	250	260	160	110	155	155	155
Nitrate (as N)	10 ST	14797-55-8	(mg/l)	0.1 U	0.48	0.1 U	0.11	0.1 U	0.1 U	0.16	0.24	0.1 U	0.1 U	0.1 U
Phenols, total	0.001 ST	-	(mg/l)	0.005 U	0.005 U	0.005 U	0.005 U	0.005 U	0.005 U	0.005 U	0.005 U	0.005 U	0.005 U	0.005 U
Sulfate	250 ST	14808-79-8	(mg/l)	5 U	5 U	13.5	5.3	5 U	5 U	5.7	17.3	11.5	11.5	11.5
Total Organic Carbon	-	-	(mg/l)	6.7	7	8.9	8.2	8.79	8	5.4	3.4	3.7	3.7	3.7
Total Dissolved Solids	-	-	(mg/l)	370	480	465	403	333	437	250	210	242	242	242
Total Kjeldahl Nitrogen (as N)	-	7727-37-9	(mg/l)	4.38	4.34	5.37	8.62	7.94	6.64	3.81	5.47	2.77	2.77	2.77

NOTES:

NA: Not analyzed

U: Analyzed for but not detected, value shown is instrument detection limit

J: Estimated value

UJ*: Value was not detected above quantitation limit but was an approximate concentration

: Concentration exceeds Standard/Guidance Value

J*: Value is an approximate concentration of the analyte in the sample as determined by data validation.

Appendix A-1

SONIA ROAD LANDFILL
 POST CLOSURE GROUNDWATER MONITORING PROGRAM
 HISTORIC AND CURRENT SAMPLE RESULTS
 LEACHATE INDICATORS

CONSTITUENT	NYSDEC Class GA Groundwater Standards and Guidance Values	CAS #	SITE : DATE : UNITS:	MW-04I 11/30/06 (mg/l)	MW-04I 2/23/07 (mg/l)	MW-04I 5/24/07 (mg/l)	MW-04I 8/10/07 (mg/l)	MW-04I 11/13/07 (mg/l)	MW-04I 2/11/08 (mg/l)	MW-04I 5/15/08 (mg/l)	MW-04I 8/5/08 (mg/l)	MW-04I 11/3/08 (mg/l)	MW-04I 2/23/09 (mg/l)
Color (APHA Units)	-	-	(units)	70	20	NA	NA	NA	NA	NA	NA	100	NA
Alkalinity (as CaCO3)	-	471-34-1	(mg/l)	104	68.8	76.4	245	102	98.8	50.6	70.2	48.4	65.4
Ammonia (as N)	2 ST	7664-41-7	(mg/l)	1.33	0.10 U	0.10 U	2.63	0.10 U	1.00	0.1 U	1.09	0.5	0.82
Biochemical Oxygen Demand	-	-	(mg/l)	3	2 U	2 U	18	2 U	4	2 U	2 U	2 U	2 U
Bromide	2 GV	24959-67-9	(mg/l)	0.5	0.5 U	0.5 U	0.5 U	0.5 U	0.5 U	0.5 U	0.5 U	0.5 U	0.5 U
Chemical Oxygen Demand	-	-	(mg/l)	10 U	13.0	10 U	U*	10 U	10 U	10 U	10 U	10 U	10 U
Chloride	250 ST	16887-00-6	(mg/l)	19.8	20.8	21.3	42.1	26.5	48.7	32.0	47.1	39.6	55.1
Hardness (as CaCO3)	-	-	(mg/l)	100	85	85	230	112	130	88.0	116	94.0	200
Nitrate (as N)	10 ST	14797-55-8	(mg/l)	0.1 U	0.98	0.99	10 U	294	0.1 U	0.1 U	0.1 U	0.1 U	0.1 U
Phenols, total	0.001 ST	-	(mg/l)	0.005 U	0.005 U	0.005 U	0.005 U	0.005 U	0.005 U	0.005 U	5 U	5 U	5 U
Sulfate	250 ST	14808-79-8	(mg/l)	7.8	12.3	12.4	5.0 U	10.5	18.4	13.5	10.3	20.5	32.1
Total Organic Carbon	-	-	(mg/l)	2.4	1.4	2.5	6.6	2.2	3.2	1 U	2.2	1.5	1.3
Total Dissolved Solids	-	-	(mg/l)	151	134	158	338	181	217	147	192	144	219
Total Kjeldahl Nitrogen (as N)	-	7727-37-9	(mg/l)	1.71	0.90	0.82	5.24	0.10 U	1.80	1.07	1.23	3.73	1.00

NOTES:

NA: Not analyzed

U: Analyzed for but not detected, value shown is instrument detection limit

J: Estimated value

UJ*: Value was not detected above quantitation limit but was an approximate concent

294 : Concentration exceeds Standard/Guidance Value

J*: Value is an approximate concentration of the analyte in the sample as determined by data validation.

Appendix A-1

SONIA ROAD LANDFILL
 POST CLOSURE GROUNDWATER MONITORING PROGRAM
 HISTORIC AND CURRENT SAMPLE RESULTS
 LEACHATE INDICATORS

CONSTITUENT	NYSDEC Class GA Groundwater Standards and Guidance Values	CAS #	SITE : DATE : UNITS:	MW-04S 10/29/97 (mg/l)	MW-04S 12/06/2000 (mg/l)	MW-04S 02/01/2001 (mg/l)	MW-04S 8/23/02 (mg/l)	MW-04S 11/22/02 (mg/l)	MW-04S 3/6/03 (mg/l)	MW-04S 6/3/03 (mg/l)	MW-04S 8/25/03 (mg/l)	MW-04S 11/12/03 (mg/l)	MW-04S 3/2/04 (mg/l)
Color (APHA Units)	-	-	(units)	150	200	80	NS	70	NS	NS	60	NS	NS
Alkalinity (as CaCO3)	-	471-34-1	(mg/l)	618	364	400	405	543	489	452	374	402	343
Ammonia (as N)	2 ST	7664-41-7	(mg/l)	9.3	7.8	7.2	7.63	7.18	9.21	9.6	8.64	8.03	1.16
Biochemical Oxygen Demand	-	-	(mg/l)	5	37	34	26	23	44	34	31	41	31
Bromide	2 GV	24959-67-9	(mg/l)	1	1.2	1	4	0.5 U	0.5 U	0.5 U	0.5 U	1.1	3.6
Chemical Oxygen Demand	-	-	(mg/l)	67	10 U	13.4	34.7	37.1	61.9	33.8	996	48.4	60.3
Chloride	250 ST	16887-00-6	(mg/l)	63.3	42.2	49	49.9	51.3	49.3	54.9	44.7	37.9	40.3
Hardness (as CaCO3)	-	-	(mg/l)	540	480	340	380	440	500	460	700	660	560
Nitrate (as N)	10 ST	14797-55-8	(mg/l)	0.1 U	0.1 U	0.1 U	0.1 U	0.15	0.1 U	0.26	0.1 U	0.21	0.5
Phenols, total	0.001 ST	-	(mg/l)	0.0049	0.005 U	0.005 U	0.005 U	0.005 U	0.005 U	0.0052	0.005 U	0.005 U	0.005 U
Sulfate	250 ST	14808-79-8	(mg/l)	5 U	8.9	5.30	5 U	14	6.4	11.2	15.9	125	28.2
Total Organic Carbon	-	-	(mg/l)	17.3	8.1	11	9	8.8	9.6	8.4	8.9	9.5	8.4
Total Dissolved Solids	-	-	(mg/l)	624	426	460	430	465	595	547	546	610	471
Total Kjeldahl Nitrogen (as N)	-	7727-37-9	(mg/l)	23.3	8.9	10.7	7.24	8.65	12.6	10.4	9.9	7.64	5.24

CONSTITUENT	NYSDEC Class GA Groundwater Standards and Guidance Values	CAS #	SITE : DATE : UNITS:	MW-04S 5/24/04 (mg/l)	MW-04S 8/23/04 (mg/l)	MW-04S 11/9/04 (mg/l)	MW-04S 3/1/05 (mg/l)	MW-04S 5/27/05 (mg/l)	MW-04S 8/26/05 (mg/l)	MW-04S 11/29/05 (mg/l)	MW-04S 2/28/06 (mg/l)	MW-04S 5/22/06 (mg/l)	MW-04S 8/10/06 (mg/l)
Color (APHA Units)	-	-	(units)	140	NS	NS	140	NS	NS	NS	NS	NS	NS
Alkalinity (as CaCO3)	-	471-34-1	(mg/l)	379	378	438	375	336	348	363	350	351	338
Ammonia (as N)	2 ST	7664-41-7	(mg/l)	6.45	6.21	4.52	5.99	5.32	5.05	4.65	4.42	2.63	5.36
Biochemical Oxygen Demand	-	-	(mg/l)	67	22	12	17	21	33	18	22	18	16
Bromide	2 GV	24959-67-9	(mg/l)	0.5 U	0.6	4.6	1.7	1.4	1.2	8.7	3.4	2.4	1.4
Chemical Oxygen Demand	-	-	(mg/l)	35.5	10 U	37.9	24.3	46.8	31.8	24.3	51.2	26.1	26.1
Chloride	250 ST	16887-00-6	(mg/l)	49.3	52.5	51.1	50	59.2	58.3	55.1	59.6	62.6	70.1
Hardness (as CaCO3)	-	-	(mg/l)	900	296	410	440	300	380	360	330	365	305
Nitrate (as N)	10 ST	14797-55-8	(mg/l)	0.48	0.1 U	0.5	0.24	0.1 U	0.15	0.75	0.2	0.1 U	0.1 U
Phenols, total	0.001 ST	-	(mg/l)	0.005 U	0.005 U	0.005 U	0.005 U	0.005 U	0.005 U	0.005 U	0.005 U	0.005 U	0.005 U
Sulfate	250 ST	14808-79-8	(mg/l)	49.4	16.5	30.9	12.4	5 U	11.6	5 U	17.2	17.6	5 U
Total Organic Carbon	-	-	(mg/l)	10.1	8.4	8.6	8.6	9.5	10.1	7.2	9	8.1	9
Total Dissolved Solids	-	-	(mg/l)	440	608	614	490	438	570	444	508	504	474
Total Kjeldahl Nitrogen (as N)	-	7727-37-9	(mg/l)	6.73	6.59	5.46	6.05	6.3	5.55	6.7	5.71	6.04	6.07

NOTES:

NA: Not analyzed

U: Analyzed for but not detected, value shown is instrument detection limit

J: Estimated value

UJ*: Value was not detected above quantitation limit but was an approximate concentration

NA: Concentration exceeds Standard/Guidance Value

J*: Value is an approximate concentration of the analyte in the sample as determined by data validation.

**SONIA ROAD LANDFILL
POST CLOSURE GROUNDWATER MONITORING PROGRAM
HISTORIC AND CURRENT SAMPLE RESULTS
LEACHATE INDICATORS**

CONSTITUENT	NYSDC Class GA Groundwater Standards and Guidance Values	CAS #	SITE : DATE : UNITS:	MW-04S 11/30/06 (mg/l)	MW-04S 3/2/07 (mg/l)	MW-04S 5/24/07 (mg/l)	MW-04S 8/10/07 (mg/l)	MW-04S 11/13/07 (mg/l)	MW-04S 2/11/08 (mg/l)	MW-04S 5/15/08 (mg/l)	MW-04S 8/4/08 (mg/l)	MW-04S 11/3/08 (mg/l)	MW-04S 2/23/09 (mg/l)
Color (APHA Units)	-	-	(units)	80	60	NA	NA	NA	NA	NA	NA	100	NA
Alkalinity (as CaCO ₃)	-	471-34-1	(mg/l)	338	285	321	316	342	296	300	332	288	311
Ammonia (as N)	2 ST	7664-41-7	(mg/l)	5.80	5.47	5.62	4.99	5.28	3.54	4.80	4.97	2.1	3.15
Biochemical Oxygen Demand	-	-	(mg/l)	13	20	12	18	9	12	11	20	15.9	22.0
Bromide	2 GV	24959-67-9	(mg/l)	1.0	0.5 U	0.5 U	0.5 U	0.5 U	0.5 U	0.5 U	0.5 U	0.5 U	0.5 U
Chemical Oxygen Demand	-	-	(mg/l)	13.5	58.6	25.7	U*	43.4	21.8	26.8	26.8	66.5	10 U
Chloride	250 ST	16887-00-6	(mg/l)	72.9	70.7	71.7	61.2	68.1	57.4	60.2	55.0	49.9	48.6
Hardness (as CaCO ₃)	-	-	(mg/l)	360	1,100	310	320	290	280	260	268	300	510
Nitrate (as N)	10 ST	14797-55-8	(mg/l)	0.1 U	0.10 U	0.10 U	0.10 U	0.10 U	0.1 U	0.1 U	0.1 U	0.1 U	0.1 U
Phenols, total	0.001 ST	-	(mg/l)	0.005 U	0.005 U	0.005 U	0.005 U	0.005 U	0.005 U	0.005 U	5 U	5 U	5 U
Sulfate	250 ST	14808-79-8	(mg/l)	5 U	5.0 U	5.0 U	5.0 U	5.0 U	5.0 U	5.0 U	5 U	5 U	5 U
Total Organic Carbon	-	-	(mg/l)	8.0	8.2	8.9	8.5	7.9	7.4	7.0	8.1	8.6	4.8
Total Dissolved Solids	-	-	(mg/l)	424	416	435	460	440	417	422	416	385	396
Total Kjeldahl Nitrogen (as N)	-	7727-37-9	(mg/l)	7.14	7.50	8.45	6.49	7.03	5.59	5.79	6.04	4.73	4.27

NOTES:

NA: Not analyzed

U: Analyzed for but not detected, value shown is instrument detection limit

J: Estimated value

UJ*: Value was not detected above quantitation limit but was an approximate concent

: Concentration exceeds Standard/Guidance Value

J*: Value is an approximate concentration of the analyte in the sample as determined by data validation.

Appendix A-1

SONIA ROAD LANDFILL
 POST CLOSURE GROUNDWATER MONITORING PROGRAM
 HISTORIC AND CURRENT SAMPLE RESULTS
 LEACHATE INDICATORS

CONSTITUENT	NYSDEC Class GA Groundwater Standards and Guidance Values	CAS #	SITE : DATE : UNITS:	MW-05D 10/29/97 (mg/l)	MW-05D 12/08/2000 (mg/l)	MW-05D 02/02/2001 (mg/l)	MW-05D 8/23/02 (mg/l)	MW-05D 11/22/02 (mg/l)	MW-05D 3/7/03 (mg/l)	MW-05D 6/5/03 (mg/l)	MW-05D 8/25/03 (mg/l)	MW-05D 11/12/03 (mg/l)	MW-05D 3/2/04 (mg/l)
Color (APHA Units)	-	-	(units)	5 U	50	10	NS	5	NS	NS	5 U	NS	NS
Alkalinity (as CaCO3)	-	471-34-1	(mg/l)	234	467	505	138	128	90	50.9	34.4	29.6	41.5
Ammonia (as N)	2 ST	7664-41-7	(mg/l)	4.3	14.9	16.1	4.41	0.1 U	2.96	0.1 U	0.1 U	0.1	1.44
Biochemical Oxygen Demand	-	-	(mg/l)	2	5	12	8	10	2 U	13	6	2 U	2
Bromide	2 GV	24959-67-9	(mg/l)	0.5 U	0.5 U	0.5 U	3.2	0.5 U	0.5 U	0.5 U	0.5 U	1.1	6.0
Chemical Oxygen Demand	-	-	(mg/l)	43	40.5	32.6	17.6	22.5	10 U	10 U	36.2	21.6	15.6
Chloride	250 ST	16887-00-6	(mg/l)	51.5	65.4	51.6	27.9	32.8	34	38.5	27.1	23.3	32.7
Hardness (as CaCO3)	-	-	(mg/l)	260	410	360	148	130	136	160	110	300	190
Nitrate (as N)	10 ST	14797-55-8	(mg/l)	0.1 U	0.1 U	1.5	4.46	5.73	11.4	0.68	15.1	13.5	8.85
Phenols, total	0.001 ST	-	(mg/l)	0.0015	0.005 U	0.005 U	0.005 U	0.005 U	0.005 U	0.005 U	0.005 U	0.005 U	0.005 U
Sulfate	250 ST	14808-79-8	(mg/l)	27.5	25.5	17.8	33.5	32.7	15	9.8	7.6	8.9	9
Total Organic Carbon	-	-	(mg/l)	6	13.6	11.1	4.3	2.7	1.7	1 U	1 U	1.4	1.3
Total Dissolved Solids	-	-	(mg/l)	337	549	566	266	297	242	258	344	190	284
Total Kjeldahl Nitrogen (as N)	-	7727-37-9	(mg/l)	6	15.3	18	4.57	2.54	3.46	1.86	1.4	1.14	1.39

CONSTITUENT	NYSDEC Class GA Groundwater Standards and Guidance Values	CAS #	SITE : DATE : UNITS:	MW-05D 5/25/04 (mg/l)	MW-05D 8/23/04 (mg/l)	MW-05D 11/10/04 (mg/l)	MW-05D 3/2/05 (mg/l)	MW-05D 5/3/05 (mg/l)	MW-05D 8/26/05 (mg/l)	MW-05D 11/30/05 (mg/l)	MW-05D 3/1/06 (mg/l)	MW-05D 5/18/06 (mg/l)	MW-05D 8/9/06 (mg/l)
Color (APHA Units)	-	-	(units)	5	NS	NS	5 U	NS	NS	NS	NS	NS	NS
Alkalinity (as CaCO3)	-	471-34-1	(mg/l)	39.6	31.2	29.6	29.2	27.2	27.7	27.4	26.6	28.8	92
Ammonia (as N)	2 ST	7664-41-7	(mg/l)	1.4	0.1 U	0.1 U	0.93	0.88	0.69	1.05	0.74	0.1 U	0.92
Biochemical Oxygen Demand	-	-	(mg/l)	2 U	2 U	2 U	2 U	4	2 U	2 U	2 U	2 U	2 U
Bromide	2 GV	24959-67-9	(mg/l)	1	1.6	3.2	2.8	1.9	1.8	2.9	2.2	3.0	1.6
Chemical Oxygen Demand	-	-	(mg/l)	10 U	10 U	10 U	10 U	24.3	10 U	10 U	10 U	10 U	16
Chloride	250 ST	16887-00-6	(mg/l)	23.9	24.8	27.9	28.9	25.6	25.9	31.5	31	27.7	69
Hardness (as CaCO3)	-	-	(mg/l)	160	40	110	84	84	80	88	128	100	215
Nitrate (as N)	10 ST	14797-55-8	(mg/l)	7.52	9.95	10.1	8.12	7.49	7.87	8.69	8.7	9.97	3.46
Phenols, total	0.001 ST	-	(mg/l)	0.005 U	0.005 U	0.005 U	0.005 U	0.005 U	0.005 U	0.005 U	0.005 U	0.005 U	0.005 U
Sulfate	250 ST	14808-79-8	(mg/l)	13.4	12.2	9.5	11.1	9.9	11.9	11.3	11.8	12.9	85.5
Total Organic Carbon	-	-	(mg/l)	1 U	1 U	1.2	1 U	1.3	1.3	1.5	1.4	1	3.1
Total Dissolved Solids	-	-	(mg/l)	189	300	150	154	168	285	185	178	178	388
Total Kjeldahl Nitrogen (as N)	-	7727-37-9	(mg/l)	1.52	1.28	1.36	0.72	1.02	0.77	0.9	0.88	0.78	1.29

NOTES:
 NA: Not analyzed
 U: Analyzed for but not detected, value shown is instrument detection limit
 J: Estimated value
 UJ*: Value was not detected above quantitation limit but was an approximate concentration
 : Concentration exceeds Standard/Guidance Value
 J*: Value is an approximate concentration of the analyte in the sample as determined by data validation.

Appendix A-1

SONIA ROAD LANDFILL
 POST CLOSURE GROUNDWATER MONITORING PROGRAM
 HISTORIC AND CURRENT SAMPLE RESULTS
 LEACHATE INDICATORS

CONSTITUENT	NYSDC Class GA Groundwater Standards and Guidance Values	CAS #	SITE : DATE : UNITS :	MW-05D 11/30/06 (mg/l)	MW-05D 2/21/07 (mg/l)	MW-05D 5/25/07 (mg/l)	MW-05D 8/14/07 (mg/l)	MW-05D 11/13/07 (mg/l)	MW-05D 2/11/08 (mg/l)	MW-05D 5/15/08 (mg/l)	MW-05D 8/5/08 (mg/l)	MW-05D 11/5/08 (mg/l)	MW-05D 2/26/09 (mg/l)
Color (APHA Units)	-	-	(units)	5 U	5	NA	NA	NA	NA	NA	NA	NA	NA
Alkalinity (as CaCO3)	-	471-34-1	(mg/l)	77.0	42.3	73	59.8	31.5	48.5	19.2	37.4	27.1	19.6
Ammonia (as N)	2 ST	7664-41-7	(mg/l)	0.90	0.10 U	0.10 U	0.46	0.10 U	0.1 U	0.1 U	0.1 U	0.1 U	0.1 U
Biochemical Oxygen Demand	-	-	(mg/l)	2 U	2 U	2 U	2 U	2 U	2 U	2	2 U	2 U	2 U
Bromide	2 GV	24959-67-9	(mg/l)	1.7	0.5 U	0.5 U	0.5 U	0.5 U	0.5 U	0.5 U	0.5 U	0.5 U	0.5 U
Chemical Oxygen Demand	-	-	(mg/l)	13.5	20.6	20.6	18.1	20.6	19.4	19.4	10 U	11.9	10 U
Chloride	250 ST	16887-00-6	(mg/l)	63.7	61.0	48.5	44.2	42.6	82.6	65.9	46.7	37.4	35.8
Hardness (as CaCO3)	-	-	(mg/l)	190	160	200	180	120	180	152	132	150	220
Nitrate (as N)	10 ST	14797-55-8	(mg/l)	2.16	2.84	1.57	2.4	4.33	1.60	3.64	5.60	7.65	9.56
Phenols, total	0.001 ST	-	(mg/l)	0.005 U	0.005 U	0.005 U	0.005 U	0.005 U	0.005 U	0.005 U	5 U	5 U	5 U
Sulfate	250 ST	14808-79-8	(mg/l)	112	85.5	157	103	77.1	82.7	80.9	105	90.6	53.2
Total Organic Carbon	-	-	(mg/l)	2.9	2.9	3.6	3.3	2.9	2.4	3.2	2.0	1.4	1 U
Total Dissolved Solids	-	-	(mg/l)	344	303	348	369	275	351	296	292	262	237
Total Kjeldahl Nitrogen (as N)	-	7727-37-9	(mg/l)	1.46	1.00	1.33	1.3	0.58	0.96	0.94	0.52	0.27	0.1 U

NOTES:

NA: Not analyzed

U: Analyzed for but not detected, value shown is instrument detection limit

J: Estimated value

UJ*: Value was not detected above quantitation limit but was an approximate concent

█: Concentration exceeds Standard/Guidance Value

J*: Value is an approximate concentration of the analyte in the sample as determined by data validation.

Appendix A-1

SONIA ROAD LANDFILL
POST CLOSURE GROUNDWATER MONITORING PROGRAM
HISTORIC AND CURRENT SAMPLE RESULTS
LEACHATE INDICATORS

CONSTITUENT	NYSDEC Class GA Groundwater Standards and Guidance Values	CAS #	SITE : DATE : UNITS:	MW-051 (mg/l)	12/08/2000 (mg/l)	MW-051 02/02/2001 (mg/l)	MW-051 8/23/02 (mg/l)	MW-051 11/22/02 (mg/l)	MW-051 3/7/03 (mg/l)	MW-051 6/5/03 (mg/l)	MW-051 8/25/03 (mg/l)	MW-051 11/12/03 (mg/l)	MW-051 3/2/04 (mg/l)
Color (APHA Units)	-	-	(units)	40	300	100	NS	60	NS	NS	50	NS	NS
Alkalinity (as CaCO3)	-	471-34-1	(mg/l)	30.4	113	157	93	92.5	133	135	105	177	140
Ammonia (as N)	2 ST	7664-41-7	(mg/l)	0.49	3.9	4.19	1.28	0.1	3.35	3.66	0.1 U	5.9	0.86
Biochemical Oxygen Demand	-	-	(mg/l)	3	4 U	9	10	7	2 U	3	13	4	7
Bromide	2 GV	24959-67-9	(mg/l)	0.6	0.5 U	0.5 U	1.3	1	0.5 U	0.5 U	0.9	0.5 U	3.4
Chemical Oxygen Demand	-	-	(mg/l)	16	10 U	10 U	10 U	10 U	27.3	10 U	43.5	21.6	25.5
Chloride	250 ST	16887-00-6	(mg/l)	24.3	29.6	39.9	25.3	34.3	39.1	31.6	27.5	49.1	46.4
Hardness (as CaCO3)	-	-	(mg/l)	50	104	140	100	140	120	160	170	240	400
Nitrate (as N)	10 ST	14797-55-8	(mg/l)	0.01 U	0.1 U	1.4	1.94	0.66	0.32	0.1 U	3.16	0.1 U	4.52
Phenols, total	0.001 ST	-	(mg/l)	0.001 U	0.005 U	0.005 U	0.005 U	0.005 U	0.005 U	0.005 U	0.005 U	0.005 U	0.005 U
Sulfate	250 ST	14808-79-8	(mg/l)	8.9	24.2	17	21.5	20.4	22.3	25.1	15.2	27.9	17.1
Total Organic Carbon	-	-	(mg/l)	1.8	4.7	5.12	3.4	2.5	3.2	2.5	3.7	4.5	4
Total Dissolved Solids	-	-	(mg/l)	100	216	250	432	207	280	218	257	291	303
Total Kjeldahl Nitrogen (as N)	-	7727-37-9	(mg/l)	0.7	4.4	5	2.44	1.43	4.77	3.46	0.7	5.75	3.62

CONSTITUENT	NYSDEC Class GA Groundwater Standards and Guidance Values	CAS #	SITE : DATE : UNITS:	MW-051 (mg/l)	8/23/04 (mg/l)	MW-051 11/10/04 (mg/l)	MW-051 3/2/05 (mg/l)	MW-051 5/31/05 (mg/l)	MW-051 8/29/05 (mg/l)	MW-051 11/30/05 (mg/l)	MW-051 3/1/06 (mg/l)	MW-051 5/18/06 (mg/l)	MW-051 8/9/06 (mg/l)
Color (APHA Units)	-	-	(units)	40	NS	NS	140	NS	NS	NS	NS	NS	NS
Alkalinity (as CaCO3)	-	471-34-1	(mg/l)	184	136	188	178	156	150	176	129	140	124
Ammonia (as N)	2 ST	7664-41-7	(mg/l)	5.99	0.1 U	6.44	4.54	4.04	2.47	2.11	2.54	0.1 U	2.37
Biochemical Oxygen Demand	-	-	(mg/l)	6	4	3	6	6	4	2 U	3	4	4
Bromide	2 GV	24959-67-9	(mg/l)	0.5 U	0.5 U	4.0	1.7	1.2	1.7	1.5	0.7	0.5 U	0.5
Chemical Oxygen Demand	-	-	(mg/l)	10 U	10 U	10 U	21.8	26.8	16.8	10 U	10 U	10 U	10 U
Chloride	250 ST	16887-00-6	(mg/l)	49.6	37.4	58.8	45.1	45.4	46.6	65.1	42.7	53.9	60.2
Hardness (as CaCO3)	-	-	(mg/l)	850	98	184	210	200	230	224	185	190	210
Nitrate (as N)	10 ST	14797-55-8	(mg/l)	0.1 U	3.88	0.11	0.39	0.15	0.1 U	0.1 U	0.13	0.1 U	0.1 U
Phenols, total	0.001 ST	-	(mg/l)	0.005 U	0.005 U	0.005 U	0.005 U	0.005 U	0.005 U	0.005 U	0.005 U	0.005 U	0.005 U
Sulfate	250 ST	14808-79-8	(mg/l)	14	15.6	17.7	17.1	27.1	41	60.5	54	68.5	99.5
Total Organic Carbon	-	-	(mg/l)	4.8	3.7	5.5	4.8	4.6	5.5	5.9	5.5	5.2	5.9
Total Dissolved Solids	-	-	(mg/l)	287	396	313	284	275	383	357	289	325	412
Total Kjeldahl Nitrogen (as N)	-	7727-37-9	(mg/l)	5.92	4.28	6.11	4.18	3.28	2.69	2.33	3.01	1.91	2.82

NOTES:

NA: Not analyzed

U: Analyzed for but not detected, value shown is instrument detection limit

J: Estimated value

UJ*: Value was not detected above quantitation limit but was an approximate concentration

: Concentration exceeds Standard/Guidance Value

J*: Value is an approximate concentration of the analyte in the sample as determined by data validation.

Appendix A-1

SONIA ROAD LANDFILL
 POST CLOSURE GROUNDWATER MONITORING PROGRAM
 HISTORIC AND CURRENT SAMPLE RESULTS
 LEACHATE INDICATORS

CONSTITUENT	NYSDEC Class GA Groundwater Standards and Guidance Values	CAS #	SITE : DATE : UNITS:	MW-051 11/30/06 (mg/l)	MW-051 2/21/07 (mg/l)	MW-051 5/25/07 (mg/l)	MW-051 8/14/07 (mg/l)	MW-051 11/13/07 (mg/l)	MW-051 2/11/08 (mg/l)	MW-051 5/15/08 (mg/l)	MW-051 8/5/08 (mg/l)	MW-051 11/5/08 (mg/l)	MW-051 2/26/09 (mg/l)
Color (APHA Units)	-	-	(units)	70	20	NA	NA	NA	NA	NA	NA	40.0	NA
Alkalinity (as CaCO3)	-	471-34-1	(mg/l)	79.5	72.5	63.3	70.5	57	57.8	69.4	71.8	42.6	47.8
Ammonia (as N)	2 ST	7664-41-7	(mg/l)	0.85	0.10 U	0.10 U	1.52	0.10 U	0.28 UJ	0.53	0.1 U	0.1 U	0.1 UJ*
Biochemical Oxygen Demand	-	-	(mg/l)	3	2 U	7	2 U	2 U	2 U	2 U	2 U	2 U	2 U
Bromide	2 GV	24959-67-9	(mg/l)	0.5	0.5 U	0.5 U	0.5 U	0.5 U	0.5 U	0.5 U	0.5 U	0.5 U	0.5 U
Chemical Oxygen Demand	-	-	(mg/l)	10 U	25.7	10 U	10.5	18.1	10 U	10 U	10 U	10 U	10 U
Chloride	250 ST	16887-00-6	(mg/l)	35.2	33.7	59.1	62.3	61.6	52.9	51.4	18.1	21.0	22.6
Hardness (as CaCO3)	-	-	(mg/l)	136	120	130	180	124	110	96.0	96.0	14.0	190
Nitrate (as N)	10 ST	14797-55-8	(mg/l)	0.1 U	0.46	0.11	0.1 U	1.78	0.1 U	0.1 U	0.1 U	0.1 U	0.11
Phenols, total	0.001 ST	-	(mg/l)	0.005 U	0.005 U	0.005 U	0.005 U	0.005 U	0.005 U	0.005 U	5 U	5 U	5 U
Sulfate	250 ST	14808-79-8	(mg/l)	76.0	59.3	56.8	52.8	50.0	36.1	36.8	67.3	32.3	38.0
Total Organic Carbon	-	-	(mg/l)	3.3	3.1	3.9	3.4	3.4	3	2.9	3.1	1.4	1.0
Total Dissolved Solids	-	-	(mg/l)	231	207	267	286 J	297	212	223	203	126	151
Total Kjeldahl Nitrogen (as N)	-	7727-37-9	(mg/l)	1.26	1.05	2.45	2.32	0.41	1.28	0.74	0.48	0.18	0.16 J*

NOTES:

NA: Not analyzed

U: Analyzed for but not detected, value shown is instrument detection limit

J: Estimated value

UJ*: Value was not detected above quantitation limit but was an approximate concent

█ : Concentration exceeds Standard/Guidance Value

J*: Value is an approximate concentration of the analyte in the sample as determined by data validation.

**SONIA ROAD LANDFILL
POST CLOSURE GROUNDWATER MONITORING PROGRAM
HISTORIC AND CURRENT SAMPLE RESULTS
LEACHATE INDICATORS**

CONSTITUENT	NYSDEC Class GA Groundwater Standards and Guidance Values	CAS #	SITE : DATE : UNITS :	MW-05S (mg/l)	MW-05S 12/08/2000 (mg/l)	MW-05S 02/02/2001 (mg/l)	MW-05S 8/23/02 (mg/l)	MW-05S 11/22/02 (mg/l)	MW-05S 3/7/03 (mg/l)	MW-05S 6/5/03 (mg/l)	MW-05S 8/25/03 (mg/l)	MW-05S 11/12/03 (mg/l)	MW-05S 3/2/04 (mg/l)
Color (APHA Units)	-	-	(units)	60	400	100	NS	60	NS	NS	100	NS	NS
Alkalinity (as CaCO3)	-	471-34-1	(mg/l)	412	390	362	236	258	218	252	106	386	160
Ammonia (as N)	2 ST	7664-41-7	(mg/l)	4.4	6.1	6.55	3.17	2.08	2.71	5.57	12.4	9.09	0.97
Biochemical Oxygen Demand	-	-	(mg/l)	8	2.5	3.3	32	23	21	28	10	21	4
Bromide	2 GV	24959-67-9	(mg/l)	0.5 U	0.6	0.9	1	1.4	0.5 U	0.5 U	0.5	2.3	3.9
Chemical Oxygen Demand	-	-	(mg/l)	46	10 U	21.8	22.5	15.1	38	31.4	63	50.8	65.3
Chloride	250 ST	16887-00-6	(mg/l)	82.1	36.4	36.6	39.4	46.1	36.3	29.5	37.5	41.4	17.9
Hardness (as CaCO3)	-	-	(mg/l)	400	290	276	240	210	250	600	650	660	220
Nitrate (as N)	10 ST	14797-55-8	(mg/l)	0.1 U	0.1 U	0.29	0.1 U	0.28	0.83	0.17	1	1.44	7.94
Phenols, total	0.001 ST	-	(mg/l)	0.0049	0.005 U	0.005 U	0.005 U	0.005 U	0.005 U	0.005 U	0.005 U	0.005 U	0.005 U
Sulfate	250 ST	14808-79-8	(mg/l)	5 U	5 U	5 U	8.9	25.1	27.5	36	78.5	13.4	28.5
Total Organic Carbon	-	-	(mg/l)	9.6	12	9.17	6.5	5.4	5.2	6.7	10.3	10.7	4.6
Total Dissolved Solids	-	-	(mg/l)	482	385	383	288	342	275	360	640	457	396
Total Kjeldahl Nitrogen (as N)	-	7727-37-9	(mg/l)	9.6	7.8	8.4	6.3	2.48	4.41	5.7	14.3	8.66	4.66

CONSTITUENT	NYSDEC Class GA Groundwater Standards and Guidance Values	CAS #	SITE : DATE : UNITS :	MW-05S (mg/l)	MW-05S 8/23/04 (mg/l)	MW-05S 11/10/04 (mg/l)	MW-05S 3/2/05 (mg/l)	MW-05S 5/31/05 (mg/l)	MW-05S 8/29/05 (mg/l)	MW-05S 11/30/05 (mg/l)	MW-05S 3/1/06 (mg/l)	MW-05S 5/18/06 (mg/l)	MW-05S 8/9/06 (mg/l)
Color (APHA Units)	-	-	(units)	140	NS	NS	120	NS	NS	NS	NS	NS	NS
Alkalinity (as CaCO3)	-	471-34-1	(mg/l)	160	317	270	177	302	377	368	423	414	405
Ammonia (as N)	2 ST	7664-41-7	(mg/l)	1.44	3.48	2.78	2.84	5.68	6.69	7.24	7.97	8.03	8.05
Biochemical Oxygen Demand	-	-	(mg/l)	15	2 U	9	15	12	28	9	10	13	17
Bromide	2 GV	24959-67-9	(mg/l)	0.8	1.3	2.4	0.5 U	6.0	1.8	0.9	1.2	2.3	3.1
Chemical Oxygen Demand	-	-	(mg/l)	28	15.6	10 U	11.8	69.3	29.3	79.3	38.7	16	28.6
Chloride	250 ST	16887-00-6	(mg/l)	35.8	40.7	50.7	49.8	47	47	51.7	54.1	53.1	54.6
Hardness (as CaCO3)	-	-	(mg/l)	1100	280	340	310	300	320	408	400	370	400
Nitrate (as N)	10 ST	14797-55-8	(mg/l)	1.45	3.24	1.27	2.49	0.6	0.34	0.9	0.42	0.26	0.3
Phenols, total	0.001 ST	-	(mg/l)	0.005 U	0.005 U	0.005 U	0.005 U	0.005 U	0.005 U	0.005 U	0.005 U	0.005 U	0.005 U
Sulfate	250 ST	14808-79-8	(mg/l)	17.2	8.9	7.8	7	5 U	5 U	11.2	47.8	5.2	5 U
Total Organic Carbon	-	-	(mg/l)	8.2	8	8	5.5	9.5	11.9	11.3	15.6	10.4	11
Total Dissolved Solids	-	-	(mg/l)	361	598	415	318	429	598	588	586	486	546
Total Kjeldahl Nitrogen (as N)	-	7727-37-9	(mg/l)	2.44	5.61	3.85	3.28	5.29	7.1	7.51	10.5	10.3	8.89

NOTES:

NA: Not analyzed

U: Analyzed for but not detected, value shown is instrument detection limit

J: Estimated value

UJ*: Value was not detected above quantitation limit but was an approximate concentration

NA: Concentration exceeds Standard/Guidance Value

J*: Value is an approximate concentration of the analyte in the sample as determined by data validation.

Appendix A-1

SONIA ROAD LANDFILL
 POST CLOSURE GROUNDWATER MONITORING PROGRAM
 HISTORIC AND CURRENT SAMPLE RESULTS
 LEACHATE INDICATORS

CONSTITUENT	NYSDEC Class GA Groundwater Standards and Guidance Values	CAS #	SITE : DATE : UNITS:	MW-05S 11/30/06 (mg/l)	MW-05S 2/21/07 (mg/l)	MW-05S 6/11/07 (mg/l)	MW-05S 8/14/07 (mg/l)	MW-05S 11/13/07 (mg/l)	MW-05S 2/11/08 (mg/l)	MW-05S 5/15/08 (mg/l)	MW-05S 8/5/08 (mg/l)	MW-05S 11/5/08 (mg/l)	MW-05S 2/26/09 (mg/l)
Color (APHA Units)	-	-	(units)	70	50	NA	NA	NA	NA	NA	NA	60.0	NA
Alkalinity (as CaCO3)	-	471-34-1	(mg/l)	392	389	386	420	351	328	302	324	277	266
Ammonia (as N)	2 ST	7664-41-7	(mg/l)	6.24	6.07	6.89	7.86	6.46	4.01	5.20	5.75	4.0	3.40
Biochemical Oxygen Demand	-	-	(mg/l)	18	12	12	23	16	10	9	2 U	15.2	15.5
Bromide	2 GV	24959-67-9	(mg/l)	2.3	0.5 U	0.5 U	0.5 U	0.5 U	0.5 U	0.5 U	0.5 U	0.5 U	0.5 U
Chemical Oxygen Demand	-	-	(mg/l)	16.0	38.3	38.3	51	43.4	16.9	36.7	26.8	29.3	10.9
Chloride	250 ST	16887-00-6	(mg/l)	60.6	58.4	48.8	46.2	49	45.6	36.3	38.5	38.3	34.2
Hardness (as CaCO3)	-	-	(mg/l)	340	360	360	440	340	310	220	290	300	460
Nitrate (as N)	10 ST	14797-55-8	(mg/l)	0.1 U	0.22	0.54	0.1 U	0.10 U	0.1 U	0.1 U	0.1 U	0.1 U	0.1 U
Phenols, total	0.001 ST	-	(mg/l)	0.005 U	0.005 U	0.005 U	0.005 U	0.005 U	0.005 U	0.005 U	5 U	5 U	5 U
Sulfate	250 ST	14808-79-8	(mg/l)	5 U	5.0 U	5.0 U	5.0 U	5.0 U	5.0 U	5.20	5 U	5 U	5 U
Total Organic Carbon	-	-	(mg/l)	8.8	10.3	11.1	10.9	9.5	7.9	8.1	1.4	8.9	5.8
Total Dissolved Solids	-	-	(mg/l)	460	451	454	502	456	395	363	403	371	372
Total Kjeldahl Nitrogen (as N)	-	7727-37-9	(mg/l)	9.46	8.54	9.15	9.63	8.4	6.90	6.71	7.46	5.77	5.01

NOTES:

NA: Not analyzed

U: Analyzed for but not detected, value shown is instrument detection limit

J: Estimated value

UJ*: Value was not detected above quantitation limit but was an approximate concentration

: Concentration exceeds Standard/Guidance Value

J*: Value is an approximate concentration of the analyte in the sample as determined by data validation.

Appendix A-1

SONIA ROAD LANDFILL
 POST CLOSURE GROUNDWATER MONITORING PROGRAM
 HISTORIC AND CURRENT SAMPLE RESULTS
 LEACHATE INDICATORS

CONSTITUENT	NYSDEC Class GA Groundwater Standards and Guidance Values	CAS #	SITE : DATE : UNITS:	MW-06D 10/28/97 (mg/l)	MW-06D 12/05/2000 (mg/l)	MW-06D 01/31/2001 (mg/l)	MW-06D 8/22/02 (mg/l)	MW-06D 11/20/02 (mg/l)	MW-06D 3/5/03 (mg/l)	MW-06D 6/5/03 (mg/l)	MW-06D 8/22/03 (mg/l)	MW-06D 11/11/03 (mg/l)	MW-06D 2/27/04 (mg/l)
Color (APHA Units)	-	-	(units)	10	30	5 U	NS	20	NS	NS	5 U	NS	NS
Alkalinity (as CaCO3)	-	471-34-1	(mg/l)	31.3	40.6	38	40	31.2	35.5	27.3	34.3	36.8	24.7
Ammonia (as N)	2 ST	7664-41-7	(mg/l)	0.32	0.1 U	0.24	0.1 U	0.1 U	0.14	0.1 U	0.1 U	0.24	0.2
Biochemical Oxygen Demand	-	-	(mg/l)	3	37	2 U	2 U	2 U	2 U	2 U	8	16	2 U
Bromide	2 GV	24959-67-9	(mg/l)	0.5 U	0.5 U	0.60	0.5 U	0.5 U	0.5 U	0.5 U	0.7	5.1	2.9
Chemical Oxygen Demand	-	-	(mg/l)	15 U	10 U	10 U	22.5	22.5	19.3	10 U	10 U	55.7	10.6
Chloride	250 ST	16887-00-6	(mg/l)	7.3	12.6	9.3	14.7	16.2	10.5	5.6	5.1	5	7
Hardness (as CaCO3)	-	-	(mg/l)	120	44	68	72	62	80	80	80	80	40
Nitrate (as N)	10 ST	14797-55-8	(mg/l)	0.1 U	0.2	0.14	0.67	0.4	0.36	1.47	0.2	1.04	0.33
Phenols, total	0.001 ST	-	(mg/l)	0.0010 U	0.005 U	0.005 U	0.005 U	0.005 U	0.005 U	0.005 U	0.005 U	0.005 U	0.005 U
Sulfate	250 ST	14808-79-8	(mg/l)	20.3	23.3	17.2	14.5	23	26	25.5	24.4	26.8	17.8
Total Organic Carbon	-	-	(mg/l)	2	1.7	1.1	1.2	1 U	1 U	1 U	1 U	1.7	1 U
Total Dissolved Solids	-	-	(mg/l)	78	130	120	100	150	96	97	117	105	155
Total Kjeldahl Nitrogen (as N)	-	7727-37-9	(mg/l)	0.2 U	0.2	0.46	0.1 U	0.1 U	0.1	0.1 U	0.1 U	3.07	0.24

CONSTITUENT	NYSDEC Class GA Groundwater Standards and Guidance Values	CAS #	SITE : DATE : UNITS:	MW-06D 5/24/04 (mg/l)	MW-06D 8/20/04 (mg/l)	MW-06D 11/9/04 (mg/l)	MW-06D 3/1/05 (mg/l)	MW-06D 5/27/05 (mg/l)	MW-06D 8/26/05 (mg/l)	MW-06D 11/29/05 (mg/l)	MW-06D 2/28/06 (mg/l)	MW-06D 5/18/06 (mg/l)	MW-06D 8/9/06 (mg/l)
Color (APHA Units)	-	-	(units)	5	NS	NS	5 U	NS	NS	NS	NS	NS	NS
Alkalinity (as CaCO3)	-	471-34-1	(mg/l)	11.6	23.8	30.8	22.5	21	21.7	18.8	8.6	24.4	21.8
Ammonia (as N)	2 ST	7664-41-7	(mg/l)	0.21	0.1 U	0.1 U	0.12	0.1 U	0.12	0.11	0.28	0.1 U	0.1 U
Biochemical Oxygen Demand	-	-	(mg/l)	2 U	2 U	10	2 U	2 U	2 U	2 U	2 U	2 U	3
Bromide	2 GV	24959-67-9	(mg/l)	0.6	3.1	4.6	2.9	0.5	3.4	3.2	2.3	3.6	4.3
Chemical Oxygen Demand	-	-	(mg/l)	10 U	10 U	135	11.8	24.3	16.8	10 U	13.5	10 U	10 U
Chloride	250 ST	16887-00-6	(mg/l)	5.9	8	8.9	9.7	8.58	8.1	8.4	9.4	9.3	11.2
Hardness (as CaCO3)	-	-	(mg/l)	105	28	63	58	52	40	42	39	5 U	5 U
Nitrate (as N)	10 ST	14797-55-8	(mg/l)	0.45	0.5	0.21	0.71	0.519	0.18	0.58	0.34	0.37	0.49
Phenols, total	0.001 ST	-	(mg/l)	0.005 U	0.005 U	0.0088	0.005 U	0.005 U	0.005 U	0.005 U	0.005 U	0.005 U	0.005 U
Sulfate	250 ST	14808-79-8	(mg/l)	26.6	19.2	16.9	16.8	20.5	17.9	17.8	19.6	16.6	14.6
Total Organic Carbon	-	-	(mg/l)	1.1	1 U	3.2	1	1.19	1 U	1 U	1.3	1.2	1.2
Total Dissolved Solids	-	-	(mg/l)	93	109	92	105	87	99	55	96	80	160
Total Kjeldahl Nitrogen (as N)	-	7727-37-9	(mg/l)	0.23	0.73	2.06	0.88	1 J	0.1 U	0.47	0.11	0.1 U	0.18

NOTES:

NA: Not analyzed

U: Analyzed for but not detected, value shown is instrument detection limit

J: Estimated value

UJ*: Value was not detected above quantitation limit but was an approximate concentration

: Concentration exceeds Standard/Guidance Value

J*: Value is an approximate concentration of the analyte in the sample as determined by data validation.

Appendix A-1

SONIA ROAD LANDFILL
 POST CLOSURE GROUNDWATER MONITORING PROGRAM
 HISTORIC AND CURRENT SAMPLE RESULTS
 LEACHATE INDICATORS

CONSTITUENT	NYSDEC Class GA Groundwater Standards and Guidance Values	CAS #	SITE : DATE : UNITS:	MW-06D 12/1/06 (mg/l)	MW-06D 2/22/07 (mg/l)	MW-06D 5/24/07 (mg/l)	MW-06D 8/10/07 (mg/l)	MW-06D 11/9/07 (mg/l)	MW-06D 2/11/08 (mg/l)	MW-06D 5/15/08 (mg/l)	MW-06D 8/4/08 (mg/l)	MW-06D 11/3/08 (mg/l)	MW-06D 2/23/09 (mg/l)
Color (APHA Units)	-	-	(umits)	5 U	5	NA	NA	NA	NA	NA	NA	5.00	NA
Alkalinity (as CaCO3)	-	471-34-1	(mg/l)	19.9	10.1	6.0	U*	12.2	27.4	17.8	29.8	30.9	29.2
Ammonia (as N)	2 ST	7664-41-7	(mg/l)	0.14	0.10 U	0.10 U	0.01 U	0.10 U	0.1 U	0.1 U	0.1 U	0.1 U	0.1 U
Biochemical Oxygen Demand	-	-	(mg/l)	2 U	2 U	2 U	2 U	2 U	2 U	2 U	2 U	2 U	2 U
Bromide	2 GV	24959-67-9	(mg/l)	3.1	0.5 U	0.5 U	0.5 U	0.5 U	0.5 U	0.5 U	0.5 U	0.5 U	0.5 U
Chemical Oxygen Demand	-	-	(mg/l)	10 U	10 U	10 U	10 U	23.1	10 U	10 U	14.4	19.4	10 U
Chloride	250 ST	16887-00-6	(mg/l)	12.7	14.7	14.1	U*	13.9	16.8	15.8	23.9	25.5	29.3
Hardness (as CaCO3)	-	-	(mg/l)	52	43.0	24	56	30.0	42.0	48.0	72.0	64.0	150
Nitrate (as N)	10 ST	14797-55-8	(mg/l)	0.74	0.73	0.70	U*	0.7	0.1 U	0.37	0.60	0.53	1.38
Phenols, total	0.001 ST	-	(mg/l)	0.005 U	0.005 U	0.005 U	0.005 U	0.005 U	0.005 U	0.005 U	0.005 U	5 U	5 U
Sulfate	250 ST	14808-79-8	(mg/l)	13.7	17.9	16.7	16.6	17.7	17.3	16.9	19.8	19.4	14.0
Total Organic Carbon	-	-	(mg/l)	1 U	1.0	1.2	1.0 U	1.7	1.0	1 U	1.4	1 U	1 U
Total Dissolved Solids	-	-	(mg/l)	82	74	72	U*	74	85	97	117	109	131
Total Kjeldahl Nitrogen (as N)	-	7727-37-9	(mg/l)	0.26	0.71	0.63	0.50	0.19	0.10	0.18	0.1 U	0.1 U	0.1 U

NOTES:

NA: Not analyzed

U: Analyzed for but not detected, value shown is instrument detection limit

J: Estimated value

UJ*: Value was not detected above quantitation limit but was an approximate concentration

█ : Concentration exceeds Standard/Guidance Value

J*: Value is an approximate concentration of the analyte in the sample as determined by data validation.

Appendix A-1

**SONIA ROAD LANDFILL
POST CLOSURE GROUNDWATER MONITORING PROGRAM
HISTORIC AND CURRENT SAMPLE RESULTS
LEACHATE INDICATORS**

CONSTITUENT	NYSDEC Class GA Groundwater Standards and Guidance Values	CAS #	SITE : DATE : UNITS:	MW-061 10/28/97 (mg/l)	MW-061 12/05/2000 (mg/l)	MW-061 02/01/2001 (mg/l)	MW-061 8/21/02 (mg/l)	MW-061 11/21/02 (mg/l)	MW-061 3/5/03 (mg/l)	MW-061 6/5/03 (mg/l)	MW-061 8/22/03 (mg/l)	MW-061 11/11/03 (mg/l)	MW-061 2/27/04 (mg/l)
Color (APHA Units)	-	-	(units)	10	30	30	NS	5	NS	NS	5 U	NS	NS
Alkalinity (as CaCO3)	-	471-34-1	(mg/l)	115	97.1	77	43.7	50.7	55.7	48.9	58.7	45	37.2
Ammonia (as N)	2 ST	7664-41-7	(mg/l)	0.76	1.7	1.7	0.1 U	0.1 U	0.1 U	0.1 U	0.1 U	0.17	0.17
Biochemical Oxygen Demand	-	-	(mg/l)	2 U	14	2	2 U	2 U	2 U	11	8	2 U	2 U
Bromide	2 GV	24959-67-9	(mg/l)	0.5 U	0.5 U	0.5 U	0.5 U	0.8 U	0.5 U	0.5 U	0.8	2.5	0.5 U
Chemical Oxygen Demand	-	-	(mg/l)	15 U	10 U	10 U	10.2	10 U	10 U	10 U	10 U	10 U	10 U
Chloride	250 ST	16887-00-6	(mg/l)	25.4	20.1	18	12.3	16.2	8.8	8.4	10.1	13.1	12.7
Hardness (as CaCO3)	-	-	(mg/l)	180	108	120	80	170	40	108	85	88	110
Nitrate (as N)	10 ST	14797-55-8	(mg/l)	0.1 U	0.1 U	0.14	2.24	0.97	0.79	2.1	0.95	1.15	1.19
Phenols, total	0.001 ST	-	(mg/l)	0.002	0.005 U	0.005 U	0.005	0.005 U	0.005 U	0.005 U	0.005 U	0.005 U	0.005 U
Sulfate	250 ST	14808-79-8	(mg/l)	21.2	47.8	50.4	12.7	12.7	16	17.4	25.9	30.9	31
Total Organic Carbon	-	-	(mg/l)	2.4	1.8	2.4	1.7	1.4	1	1.2	1 U	1 U	1 U
Total Dissolved Solids	-	-	(mg/l)	190	211	120	99	151	94	123	153	119	60
Total Kjeldahl Nitrogen (as N)	-	7727-37-9	(mg/l)	1.4	2	2.30	0.1 U	0.1 U	0.23	0.13	0.14	0.19	0.18

CONSTITUENT	NYSDEC Class GA Groundwater Standards and Guidance Values	CAS #	SITE : DATE : UNITS:	MW-061 5/24/04 (mg/l)	MW-061 8/20/04 (mg/l)	MW-061 11/9/04 (mg/l)	MW-061 3/1/05 (mg/l)	MW-061 5/27/05 (mg/l)	MW-061 8/25/05 (mg/l)	MW-061 11/29/05 (mg/l)	MW-061 2/28/06 (mg/l)	MW-061 5/18/06 (mg/l)	MW-061 8/9/06 (mg/l)
Color (APHA Units)	-	-	(units)	20	NS	NS	5	NS	NS	NS	NS	NS	NS
Alkalinity (as CaCO3)	-	471-34-1	(mg/l)	33.2	45.4	58.8	41.9	44.6	42.8	49.8	74.6	62.2	81.6
Ammonia (as N)	2 ST	7664-41-7	(mg/l)	0.22	0.1 U	0.49	0.27	0.562	0.87	2.01	1.47	0.1 U	3.93
Biochemical Oxygen Demand	-	-	(mg/l)	2 U	2 U	2 U	2 U	3	2 U	2 U	2 U	2 U	2 U
Bromide	2 GV	24959-67-9	(mg/l)	0.5 U	0.5 U	2.8	0.5 U	0.5 U	1.3	1.3	0.6	0.5	0.5 U
Chemical Oxygen Demand	-	-	(mg/l)	10 U	10 U	70.3	10 U	51.8	16.8	10 U	11	10 U	10 U
Chloride	250 ST	16887-00-6	(mg/l)	18.7	19.4	42.9	25.9	14	14	41	47.2	23.5	20.7
Hardness (as CaCO3)	-	-	(mg/l)	180	34	92	112	70	66	94	130	90	90
Nitrate (as N)	10 ST	14797-55-8	(mg/l)	1.67	1.18	1.06	1.89	1.33	1.34	2.01	0.47	0.48	0.32
Phenols, total	0.001 ST	-	(mg/l)	0.005 U	0.005 U	0.005 U	0.005 U	0.005 U	0.005 U	0.005 U	0.005 U	0.005 U	0.005 U
Sulfate	250 ST	14808-79-8	(mg/l)	20.5	26.7	28.7	36.1	18.7	19.5	25.3	46.2	23.9	25.0
Total Organic Carbon	-	-	(mg/l)	1.2	1	1.8	1.7	2.03	1.2	1.3	2.7	1.3	1.7
Total Dissolved Solids	-	-	(mg/l)	119	142	189	144	108	203	145	240	146	86
Total Kjeldahl Nitrogen (as N)	-	7727-37-9	(mg/l)	0.2	0.17	0.96	0.34	0.664	1.06	2.2	2.27	2.98	4.57

NOTES:

NA: Not analyzed

U: Analyzed for but not detected, value shown is instrument detection limit

J: Estimated value

UJ*: Value was not detected above quantitation limit but was an approximate concentration

: Concentration exceeds Standard/Guidance Value

J*: Value is an approximate concentration of the analyte in the sample as determined by data validation.

Appendix A-1

SONIA ROAD LANDFILL
 POST CLOSURE GROUNDWATER MONITORING PROGRAM
 HISTORIC AND CURRENT SAMPLE RESULTS
 LEACHATE INDICATORS

CONSTITUENT	NYSDEC Class GA Groundwater Standards and Guidance Values	CAS #	SITE : DATE : UNITS:	MW-061 12/1/06 (mg/l)	MW-061 2/22/07 (mg/l)	MW-061 5/24/07 (mg/l)	MW-061 8/10/07 (mg/l)	MW-061 11/9/07 (mg/l)	MW-061 2/11/08 (mg/l)	MW-061 5/15/08 (mg/l)	MW-061 8/4/08 (mg/l)	MW-061 11/3/08 (mg/l)	MW-061 2/23/09 (mg/l)
Color (APHA Units)	-	-	(units)	5 U	5	NA	NA	NA	NA	NA	NA	NA	NA
Alkalinity (as CaCO3)	-	471-34-1	(mg/l)	65.2	27.5	24.7	U*	33	43.0	31.0	37.0	36.8	40.9
Ammonia (as N)	2 ST	7664-41-7	(mg/l)	4.15	4.61	0.10 U	3.34	0.56 J	0.1 U	0.1 U	0.1 U	0.1 U	0.1 U
Biochemical Oxygen Demand	-	-	(mg/l)	2 U	6	2	2 U	2 U	2 U	2 U	2 U	2 U	2 U
Bromide	2 GV	24959-67-9	(mg/l)	0.5 U	0.5 U	0.5 U	0.5 U	0.5 U	0.5 U	0.5 U	0.5 U	0.5 U	0.5 U
Chemical Oxygen Demand	-	-	(mg/l)	10 U	10 U	10 U	10 U	10 U	10 U	10 U	98.7	10 U	10 U
Chloride	250 ST	16887-00-6	(mg/l)	31.5	31.8	32.3	29.9	36.4	26.3	16.8	25.5	16.7	17.9
Hardness (as CaCO3)	-	-	(mg/l)	68	70.0	72	76	76	58	52.0	56.0	56.0	150 J*
Nitrate (as N)	10 ST	14797-55-8	(mg/l)	0.64	4.61	5.37	2.79	6.02	2.12	2.48	4.20	6.12	1.65
Phenols, total	0.001 ST	-	(mg/l)	0.005 U	0.005 U	0.005 U	0.005 U	0.005 U	0.005 U	0.005 U	5 U	5 U	5 U
Sulfate	250 ST	14808-79-8	(mg/l)	21.0	22.1	19.9	24.1	21.2	14.1	11.6	9.42	9.38	9.31
Total Organic Carbon	-	-	(mg/l)	1.1	1.3	1.0	1.3	1.2	1 U	1.0	1 U	1.0	1.1
Total Dissolved Solids	-	-	(mg/l)	144	147	161	166	184	108	111	137	105	92
Total Kjeldahl Nitrogen (as N)	-	7727-37-9	(mg/l)	6.21	1.93	1.28	5.36	0.81 J	2.34	1.53	1.48	1.27	1.66

NOTES:

NA: Not analyzed

U: Analyzed for but not detected, value shown is instrument detection limit

J: Estimated value

UJ*: Value was not detected above quantitation limit but was an approximate concent

: Concentration exceeds Standard/Guidance Value

J*: Value is an approximate concentration of the analyte in the sample as determined by data validation.

Appendix A-1

SONIA ROAD LANDFILL
POST CLOSURE GROUNDWATER MONITORING PROGRAM
HISTORIC AND CURRENT SAMPLE RESULTS
LEACHATE INDICATORS

CONSTITUENT	NYSDEC Class GA Groundwater Standards and Guidance Values	CAS #	SITE : DATE : UNITS:	MW-06S 10/27/97 (mg/l)	MW-06S 12/5/00 (mg/l)	MW-06S 02/01/2001 (mg/l)	MW-06S 8/21/02 (mg/l)	MW-06S 11/20/02 (mg/l)	MW-06S 3/5/03 (mg/l)	MW-06S 6/4/03 (mg/l)	MW-06S 8/22/03 (mg/l)	MW-06S 11/11/03 (mg/l)	MW-06S 2/27/04 (mg/l)
Color (APHA Units)	-	-	(units)	150	100	70	NS	60	NS	NS	150	NS	NS
Alkalinity (as CaCO3)	-	471-34-1	(mg/l)	453	245	200	161	183	156	202	279	239	258
Ammonia (as N)	2 ST	7664-41-7	(mg/l)	7.2	3.5	3.7	3.97	2.76	2.2	2.67	5.45	4.79	3.28
Biochemical Oxygen Demand	-	-	(mg/l)	5	17	10	2 U	6	3	55	16	25	9
Bromide	2 GV	24959-67-9	(mg/l)	0.6	0.7	0.5 U	1.2	0.5 U	0.5 U	0.5 U	0.5 U	4.3	2.1
Chemical Oxygen Demand	-	-	(mg/l)	46	10.7	10 U	24.9	10 U	27.3	10 U	41.1	21.6	30.5
Chloride	250 ST	16887-00-6	(mg/l)	39.8	14.8	20	15.8	19.6	10.7	20	22.3	17.4	19.9
Hardness (as CaCO3)	-	-	(mg/l)	440	280	140	220	280	80	200	420	280	36
Nitrate (as N)	10 ST	14797-55-8	(mg/l)	0.1 U	0.1 U	0.1 U	0.21	1.97	0.32	0.17	0.29	0.1 U	1.15
Phenols, total	0.001 ST	-	(mg/l)	0.005	0.005 U	0.005 U	0.005 U	0.005 U	0.005 U	0.005 U	0.005 U	0.005 U	0.005 U
Sulfate	250 ST	14808-79-8	(mg/l)	5 U	5 U	8.40	33.8	38.2	18.3	20.6	133	39.8	12.2
Total Organic Carbon	-	-	(mg/l)	11.4	4.4	5.8	4.6	2.9	5.1	4.2	13.1	5.7	9
Total Dissolved Solids	-	-	(mg/l)	480	270	220	213	391	230	239	564	338	395
Total Kjeldahl Nitrogen (as N)	-	7727-37-9	(mg/l)	17.3	3.9	4.9	4.68	3.24	3.53	3.3	7.64	4.11	3.67

CONSTITUENT	NYSDEC Class GA Groundwater Standards and Guidance Values	CAS #	SITE : DATE : UNITS:	MW-06S 5/24/04 (mg/l)	MW-06S 8/20/04 (mg/l)	MW-06S 11/9/04 (mg/l)	MW-06S 3/1/05 (mg/l)	MW-06S 5/25/05 (mg/l)	MW-06S 8/25/05 (mg/l)	MW-06S 11/29/05 (mg/l)	MW-06S 2/28/06 (mg/l)	MW-06S 5/22/06 (mg/l)	MW-06S 8/9/06 (mg/l)
Color (APHA Units)	-	-	(units)	100	NS	NS	300	NS	NS	NS	NS	NS	NS
Alkalinity (as CaCO3)	-	471-34-1	(mg/l)	206	337	182	166	126	310	240	75.4	410	410
Ammonia (as N)	2 ST	7664-41-7	(mg/l)	4.39	11.1	2.04	2.24	0.96	7.37	5.29	3.56	4.76	6.47
Biochemical Oxygen Demand	-	-	(mg/l)	4	14	5	6	2 U	6	6	8	11	13
Bromide	2 GV	24959-67-9	(mg/l)	0.5 U	2	1	0.5 U	3.9	5.6	4.2	0.5 U	0.5 U	0.6
Chemical Oxygen Demand	-	-	(mg/l)	23	18.1	185	16.8	19.3	109	10 U	41.2	33.6	36.1
Chloride	250 ST	16887-00-6	(mg/l)	16.4	37.4	29.6	28.1	13	37	28.8	27.6	27	28.3
Hardness (as CaCO3)	-	-	(mg/l)	950	250	150	184	330	280	264	310	370	390
Nitrate (as N)	10 ST	14797-55-8	(mg/l)	3.76	0.17	0.22	3.76	13.9	0.17	0.48	3.91	0.25	0.34
Phenols, total	0.001 ST	-	(mg/l)	0.005 U	0.005 U	0.005 U	0.005 U	0.005 U	0.005 U	0.005 U	0.005 U	0.005 U	0.005 U
Sulfate	250 ST	14808-79-8	(mg/l)	80	5.5	6.7	12.8	72.2	6.6	50.3	53.2	37.9	6.4
Total Organic Carbon	-	-	(mg/l)	7.8	9.6	4.1	1 U	10.8	10.3	7.1	10.8	14.2	13.2
Total Dissolved Solids	-	-	(mg/l)	336	442	292	269	327	564	346	410	538	520
Total Kjeldahl Nitrogen (as N)	-	7727-37-9	(mg/l)	4.7	12.3	4.29	2.8	3.37	7.36	5.65	5.21	8.01	8.15

NOTES:

- NA: Not analyzed
- U: Analyzed for but not detected, value shown is instrument detection limit
- J: Estimated value
- UJ*: Value was not detected above quantitation limit but was an approximate concentration
- : Concentration exceeds Standard/Guidance Value
- J*: Value is an approximate concentration of the analyte in the sample as determined by data validation.

Appendix A-1

SONIA ROAD LANDFILL
 POST CLOSURE GROUNDWATER MONITORING PROGRAM
 HISTORIC AND CURRENT SAMPLE RESULTS
 LEACHATE INDICATORS

CONSTITUENT	NYSEDEC Class GA Groundwater Standards and Guidance Values	CAS #	SITE : DATE : UNITS:	MW-06S 12/1/06 (mg/l)	MW-06S 2/22/07 (mg/l)	MW-06S 5/24/07 (mg/l)	MW-06S 8/10/07 (mg/l)	MW-06S 11/9/07 (mg/l)	MW-06S 2/11/08 (mg/l)	MW-06S 5/15/08 (mg/l)	MW-06S 8/4/08 (mg/l)	MW-06S 11/3/08 (mg/l)	MW-06S 2/23/09 (mg/l)
Color (APHA Units)	-	-	(units)	80	80	NA	NA	NA	NA	NA	NA	100	NA
Alkalinity (as CaCO3)	-	471-34-1	(mg/l)	327	216	258	166	289	291	222	209	286	209
Ammonia (as N)	2 ST	7664-41-7	(mg/l)	6.08	4.42	4.65	3.04	5.15	3.42	4.43	4.23	3.7	2.60
Biochemical Oxygen Demand	-	-	(mg/l)	14	9	10	4	140	8	3	2 U	8.6	10.3
Bromide	2 GV	24959-67-9	(mg/l)	0.5	0.5 U	0.5 U	0.5 U	0.5 U	0.5 U	0.5 U	0.5 U	0.5 U	0.5 U
Chemical Oxygen Demand	-	-	(mg/l)	10 U	35.8	25.7	U*	38.3	24.3	11.9	21.8	26.8	10 U
Chloride	250 ST	16887-00-6	(mg/l)	24.1	28.8	41.0	33.0	32.4	41.9	46.3	30.7	39.3	34.8
Hardness (as CaCO3)	-	-	(mg/l)	312	240	260	160	500	260	210	190	360	480
Nitrate (as N)	10 ST	14797-55-8	(mg/l)	4.48	0.10 U	0.10 U	0.10 U	0.10 U	0.1 U	0.1 U	0.1 U	0.1 U	0.17
Phenols, total	0.001 ST	-	(mg/l)	0.005 U	0.005 U	0.005 U	0.005 U	0.005 U	0.005 U	0.005 U	5 U	5 U	5 U
Sulfate	250 ST	14808-79-8	(mg/l)	5.0 U	5.0 U	5.0 U	5.1	5.0 U	5.0 U	8.50	5 U	5 U	5 U
Total Organic Carbon	-	-	(mg/l)	9.1	6.6	9.5	5.0	8.0	7.1	6.3	4.9	8.5	4.5
Total Dissolved Solids	-	-	(mg/l)	364	246	331	233	348	368	327	268	344	324
Total Kjeldahl Nitrogen (as N)	-	7727-37-9	(mg/l)	9.50	6.48	7.96	U*	6.56	5.98	5.80	4.87	5.22	3.72

NOTES:

NA: Not analyzed

U: Analyzed for but not detected, value shown is instrument detection limit

J: Estimated value

UJ*: Value was not detected above quantitation limit but was an approximate concent

█ : Concentration exceeds Standard/Guidance Value

J*: Value is an approximate concentration of the analyte in the sample as determined by data validation.

Appendix A-1

SONIA ROAD LANDFILL
 POST CLOSURE GROUNDWATER MONITORING PROGRAM
 HISTORIC AND CURRENT SAMPLE RESULTS
 LEACHATE INDICATORS

CONSTITUENT	NYSDEC Class GA Groundwater Standards and Guidance Values	CAS #	SITE : DATE : UNITS:	MW-071 10/28/97 (mg/l)	MW-071 12/01/2000 (mg/l)	MW-071 01/31/2001 (mg/l)	MW-071 8/21/02 (mg/l)	MW-071 11/20/02 (mg/l)	MW-071 3/5/03 (mg/l)	MW-071 6/3/03 (mg/l)	MW-071 8/22/03 (mg/l)	MW-071 11/11/03 (mg/l)	MW-071 2/27/04 (mg/l)
Color (APHA Units)	-	-	(units)	5 U	5 U	5 U	NS	5	NS	NS	5 U	NS	NS
Alkalinity (as CaCO3)	-	471-34-1	(mg/l)	23.4	22.1	23	13.9	12.6	17.5	28.1	24.1	21.5	23.6
Ammonia (as N)	2 ST	7664-41-7	(mg/l)	1.3	0.89	1.2	0.1 U	0.1 U	0.54	0.99	0.51	0.52	1.84
Biochemical Oxygen Demand	-	-	(mg/l)	6	2 U	8	2 U	3	3	7	4	2 U	11
Bromide	2 GV	24959-67-9	(mg/l)	0.5 U	0.6	0.9	0.5 U	0.5 U	0.5 U	0.5 U	0.6	3.4	1.2
Chemical Oxygen Demand	-	-	(mg/l)	15 U	10 U	10 U	12.7	10 U	27.3	10 U	10 U	10 U	10 U
Chloride	250 ST	16887-00-6	(mg/l)	9.2	37.6	31	7.8	5.8	6.4	19.8	10.1	10.3	24
Hardness (as CaCO3)	-	-	(mg/l)	180	72	88	40	160	80	34	58	40	48
Nitrate (as N)	10 ST	14797-55-8	(mg/l)	0.88	3.4	3.1	3.63	2.47	2.03	1.6	1.7	2.46	1.66
Phenols, total	0.001 ST	-	(mg/l)	0.0010 U	0.005 U	0.005 U	0.005 U	0.005 U	0.005 U	0.005 U	0.005 U	0.005 U	0.005 U
Sulfate	250 ST	14808-79-8	(mg/l)	19.9	6	18.9	13.8	17.9	16.6	15.9	22.3	15.9	15.8
Total Organic Carbon	-	-	(mg/l)	1.9	1 U	1.2	1.6	1 U	1 U	1 U	1 U	1 U	1 U
Total Dissolved Solids	-	-	(mg/l)	65	164	140	74	54	84	89	99	74	90
Total Kjeldahl Nitrogen (as N)	-	7727-37-9	(mg/l)	1.7	0.84	1.6	0.1 U	0.1 U	0.92	1.03	0.62	1.02	1.5

CONSTITUENT	NYSDEC Class GA Groundwater Standards and Guidance Values	CAS #	SITE : DATE : UNITS:	MW-071 5/20/04 (mg/l)	MW-071 8/20/04 (mg/l)	MW-071 11/9/04 (mg/l)	MW-071 2/28/05 (mg/l)	MW-071 5/27/05 (mg/l)	MW-071 8/24/05 (mg/l)	MW-071 11/29/05 (mg/l)	MW-071 2/28/06 (mg/l)	MW-071 5/22/06 (mg/l)	MW-071 8/10/06 (mg/l)
Color (APHA Units)	-	-	(units)	5 U	NS	NS	5 U	NS	NS	NS	NS	NS	NS
Alkalinity (as CaCO3)	-	471-34-1	(mg/l)	16.8	23	25.2	23.6	23	23.3	20.6	20.4	19	20.4
Ammonia (as N)	2 ST	7664-41-7	(mg/l)	1.41	0.1 U	1.04	1.17	1.07	0.68	0.73	0.74	0.1 U	0.6
Biochemical Oxygen Demand	-	-	(mg/l)	2 U	4	2 U	5	2 U	2 U	2 U	3	17	2
Bromide	2 GV	24959-67-9	(mg/l)	1.7	1.7	2.7	2.8	0.7	2.4	2.1	1.7	1.9	2.2
Chemical Oxygen Demand	-	-	(mg/l)	30.5	10 U	172	14.3	11.8	10 U	10 U	16	10 U	10 U
Chloride	250 ST	16887-00-6	(mg/l)	28.4	27.6	24	21.5	21.6	22.7	25.5	24.3	84.1	64.7
Hardness (as CaCO3)	-	-	(mg/l)	100	30	43	47	54	70	62	46	165	105
Nitrate (as N)	10 ST	14797-55-8	(mg/l)	2.66	4.72	2.66	2.76	2.89	2.61	1.8	1.28	2.93	1.66
Phenols, total	0.001 ST	-	(mg/l)	0.005 U	0.005 U	0.005 U	0.005 U	0.005 U	0.005 U	0.005 U	0.005 U	0.005 U	0.005 U
Sulfate	250 ST	14808-79-8	(mg/l)	21.8	20.4	13.9	17.2	19.3	25.8	27.8	15.4	30.7	29.2
Total Organic Carbon	-	-	(mg/l)	1 U	1 U	1	1 U	1.02	1.7	1 U	1.6	1.5	2.6
Total Dissolved Solids	-	-	(mg/l)	114	129	111	101	112	214	147	117	332	265
Total Kjeldahl Nitrogen (as N)	-	7727-37-9	(mg/l)	1.53	2.75	2.08	1.3	1.27	0.75	0.61	0.95	1.49	0.88

NOTES:

NA: Not analyzed

U: Analyzed for but not detected, value shown is instrument detection limit

J: Estimated value

UJ*: Value was not detected above quantitation limit but was an approximate concentration

: Concentration exceeds Standard/Guidance Value

J*: Value is an approximate concentration of the analyte in the sample as determined by data validation.

Appendix A-1

SONIA ROAD LANDFILL
 POST CLOSURE GROUNDWATER MONITORING PROGRAM
 HISTORIC AND CURRENT SAMPLE RESULTS
 LEACHATE INDICATORS

CONSTITUENT	NYSDEC Class GA Groundwater Standards and Guidance Values	CAS #	SITE : DATE : UNITS:	MW-071 11/28/06 (mg/l)	MW-071 2/22/07 (mg/l)	MW-071 5/24/07 (mg/l)	MW-071 8/10/07 (mg/l)	MW-071 11/14/07 (mg/l)	MW-071 2/11/08 (mg/l)	MW-071 5/19/08 (mg/l)	MW-071 8/5/08 (mg/l)	MW-071 11/5/08 (mg/l)	MW-071 2/24/09 (mg/l)
Color (APHA Units)	-	-	(units)	5 U	5	NA	NA	NA	NA	NA	NA	5.00	NA
Alkalinity (as CaCO ₃)	-	471-34-1	(mg/l)	20.4	14.7	27.9	U*	33.8	26.4	35.6	40.2	49.6	40.7
Ammonia (as N)	2 ST	7664-41-7	(mg/l)	0.36	0.10 U	0.10 U	1.68	1.76	1.22	0.93	0.86	0.2	0.32
Biochemical Oxygen Demand	-	-	(mg/l)	2 U	4	3	2 U	2 U	2 U	2 U	2 U	2 U	2 U
Bromide	2 GV	24959-67-9	(mg/l)	1.4	0.5 U	0.5 U	0.5 U	0.5 U	0.5 U	0.5 U	0.5 U	0.5 U	0.5 U
Chemical Oxygen Demand	-	-	(mg/l)	10 U	15.5	10 U	10 U	10 U	10 U	10 U	10 U	14.4	10 U
Chloride	250 ST	16887-00-6	(mg/l)	57.5	49.7	43.7	35.0	37.7	46.0	44.3	44.6	49.0	36.5
Hardness (as CaCO ₃)	-	-	(mg/l)	65.0	54.0	55.0	56.0	44.0	75	62.0	68.0	76.0	160
Nitrate (as N)	10 ST	14797-55-8	(mg/l)	0.91	1.47	1.52	10 U	1.05	2.74	0.1 U	1.32	1.24	0.75
Phenols, total	0.001 ST	-	(mg/l)	0.005 U	0.005 U	0.005 U	0.005 U	0.005 U	0.005 U	0.005 U	5 U	5 U	5 U
Sulfate	250 ST	14808-79-8	(mg/l)	10	11.5	28.9	24.1	21.9	14.7	10.1	6.75	6.98	11.4
Total Organic Carbon	-	-	(mg/l)	1 U	1.2	1.7	3	1.4	1 U	1.1	8.9	1 U	1 U
Total Dissolved Solids	-	-	(mg/l)	190	148	147	162	326	126	149	163	157	123
Total Kjeldahl Nitrogen (as N)	-	7727-37-9	(mg/l)	0.52	0.87	1.47	U*	1.98	2.04	1.18	0.88	0.24	0.58

NOTES:

NA: Not analyzed

U: Analyzed for but not detected, value shown is instrument detection limit

J: Estimated value

UJ*: Value was not detected above quantitation limit but was an approximate concentration

█ : Concentration exceeds Standard/Guidance Value

J*: Value is an approximate concentration of the analyte in the sample as determined by data validation.

Appendix A-1

SONIA ROAD LANDFILL
 POST CLOSURE GROUNDWATER MONITORING PROGRAM
 HISTORIC AND CURRENT SAMPLE RESULTS
 LEACHATE INDICATORS

CONSTITUENT	NYSDEC Class GA Groundwater Standards and Guidance Values	CAS #	SITE DATE : UNITS:	MW-11D (mg/l)	MW-11D (mg/l)	MW-11D (mg/l)	MW-11D (mg/l)	MW-11D (mg/l)	MW-11D (mg/l)	MW-11D (mg/l)	MW-11D (mg/l)	MW-11D (mg/l)
Color (APHA Units)	-	-	(units)	80	5 U	5 U	5	NS	NS	NS	5	NS
Alkalinity (as CaCO3)	-	471-34-1	(mg/l)	36.8	3.6	6.8	5.2	4.4	4	3.7	2.9	3.8
Ammonia (as N)	2 ST	7664-41-7	(mg/l)	0.5	0.14	0.481	0.1 U	0.1 U	0.1 U	0.1 U	0.1 U	0.1 U
Biochemical Oxygen Demand	-	-	(mg/l)	4	2	2 U	2 U	2 U	2 U	2 U	6	2 U
Bromide	2 GV	24959-67-9	(mg/l)	0.5 U	0.5 U	0.5 U	0.5 U	0.9	0.8	0.6	0.5 U	0.5 U
Chemical Oxygen Demand	-	-	(mg/l)	40	10 U	10 U	12.7	10 U	22	11.9	10 U	10 U
Chloride	250 ST	16887-00-6	(mg/l)	13.3	7.9	10.3	5.4	17.3	13.9	16.6	19	18.2
Hardness (as CaCO3)	-	-	(mg/l)	26	17	28	24	110	22	24	28	43
Nitrate (as N)	10 ST	14797-55-8	(mg/l)	1.5	1.9	1.79	0.74	1.91	1.96	2.59	3.67	4.92
Phenols, total	0.001 ST	-	(mg/l)	0.0063	0.005 U	0.005 U	0.005 U	0.005 U	0.005 U	0.005 U	0.005 U	0.005 U
Sulfate	250 ST	14808-79-8	(mg/l)	31.3	11.3	10.9	17.2	12	13.5	10.1	9.3	12.1
Total Organic Carbon	-	-	(mg/l)	5.6	1 U	1 U	1 U	1 U	1 U	1 U	1 U	1 U
Total Dissolved Solids	-	-	(mg/l)	124	61	84	60	109	69	88	126	103
Total Kjeldahl Nitrogen (as N)	-	7727-37-9	(mg/l)	0.58	0.1 U	0.46	0.1 U	0.1 U	0.2 U	0.2 U	0.1 U	0.11

CONSTITUENT	NYSDEC Class GA Groundwater Standards and Guidance Values	CAS #	SITE DATE : UNITS:	MW-11D (mg/l)	MW-11D (mg/l)	MW-11D (mg/l)	MW-11D (mg/l)	MW-11D (mg/l)	MW-11D (mg/l)	MW-11D (mg/l)	MW-11D (mg/l)	MW-11D (mg/l)
Color (APHA Units)	-	-	(units)	20	NS	NS	5	NS	NS	NS	NS	NS
Alkalinity (as CaCO3)	-	471-34-1	(mg/l)	26.4	19.2	7.8	7.8	5.8	5.9	4.2	17.8	8
Ammonia (as N)	2 ST	7664-41-7	(mg/l)	0.12	0.1 U	0.1 U	0.1 U	0.1 U	0.16	0.1 U	0.32	0.1 U
Biochemical Oxygen Demand	-	-	(mg/l)	2 U	2 U	2 U	2 U	2 U	2 U	2 U	2 U	2 U
Bromide	2 GV	24959-67-9	(mg/l)	0.5 U	0.5 U	2.3	0.8	0.9	0.8	0.9	0.5 U	0.5 U
Chemical Oxygen Demand	-	-	(mg/l)	45.4	10 U	10 U	19.3	10 U	10 U	10 U	10 U	10 U
Chloride	250 ST	16887-00-6	(mg/l)	18.3	16.9	19.3	26.7	25	20.1	21.2	21.1	21.1
Hardness (as CaCO3)	-	-	(mg/l)	120	24	42	40	46	40	34	40	35
Nitrate (as N)	10 ST	14797-55-8	(mg/l)	4.32	4.4	4.65	3.9	3.44	3.42	3.86	2.14	1.82
Phenols, total	0.001 ST	-	(mg/l)	0.005 U	0.005 U	0.005 U	0.005 U	0.005 U	0.005 U	0.005 U	0.005 U	0.005 U
Sulfate	250 ST	14808-79-8	(mg/l)	13.7	13	10.3	10.7	11.1	14.4	17.1	22.5	20.9
Total Organic Carbon	-	-	(mg/l)	1 U	1 U	1 U	1 U	1 U	1 U	1 U	1.2	1 U
Total Dissolved Solids	-	-	(mg/l)	70	274	144	160	153	219	120	133	117
Total Kjeldahl Nitrogen (as N)	-	7727-37-9	(mg/l)	0.18	0.65	0.1 U	0.27	0.1 U	0.1 U	0.15	1.75	0.1 U

NOTES:

NA: Not analyzed

U: Analyzed for but not detected, value shown is instrument detection limit

J: Estimated value

UJ*: Value was not detected above quantitation limit but was an approximate concentration

: Concentration exceeds Standard/Guidance Value

J*: Value is an approximate concentration of the analyte in the sample as determined by data validation.

Appendix A-1

SONIA ROAD LANDFILL
 POST CLOSURE GROUNDWATER MONITORING PROGRAM
 HISTORIC AND CURRENT SAMPLE RESULTS
 LEACHATE INDICATORS

CONSTITUENT	NYSDEC Class GA Groundwater Standards and Guidance Values	CAS #	SITE : DATE : UNITS:	MW-11D 11/29/06 (mg/l)	MW-11D 2/28/07 (mg/l)	MW-11D 6/1/07 (mg/l)	MW-11D 8/17/07 (mg/l)	MW-11D 11/14/07 (mg/l)	MW-11D 2/12/08 (mg/l)	MW-11D 5/14/08 (mg/l)	MW-11D 8/6/08 (mg/l)	MW-11D 11/5/08 (mg/l)	MW-11D 2/25/09 (mg/l)
Color (APHA Units)	-	-	(units)	10	5	NA	NA	NA	NA	NA	NA	5.00	NA
Alkalinity (as CaCO3)	-	471-34-1	(mg/l)	8.6	9.0	20.6	10.0	8.0	5.6	5.2	4.2	5.30	3.90
Ammonia (as N)	2 ST	7664-41-7	(mg/l)	0.1 U	0.10 U	0.10 U	0.10 U	0.10 U	0.1 U	0.1 U	0.1 U	0.1 U	0.1 U
Biochemical Oxygen Demand	-	-	(mg/l)	2 U	2 U	2 U	2 U	2 U	2 U	2 U	2 U	2 U	2 U
Bromide	2 GV	24959-67-9	(mg/l)	0.7	0.5 U	0.5 U	0.5 U	0.05 U	0.5 U	0.5 U	0.5 U	0.5 U	0.5 U
Chemical Oxygen Demand	-	-	(mg/l)	10 U	10 U	30.7	10 U	10.5	10 U	10 U	10 U	10 U	10 U
Chloride	250 ST	16887-00-6	(mg/l)	19.6	25.0	21.9	22.9	23.1	21.4	19.6	20.6	20.7	15.6
Hardness (as CaCO3)	-	-	(mg/l)	40.0	44.0	52.0	50.0	42.0	36.0	36.0	30.0	34.0	120
Nitrate (as N)	10 ST	14797-55-8	(mg/l)	3.43	5.86	5.38	6.05	6.57	5.48	5.90	5.87	28.6	4.16
Phenols, total	0.001 ST	-	(mg/l)	0.005 U	0.005 U	0.005 U	0.005 U	0.005 U	0.005 U	0.005 U	5 U	5 U	5 U
Sulfate	250 ST	14808-79-8	(mg/l)	20.9	21.7	27.8	21.8	18.7	18.6	16.7	15.8	16.4	19.3
Total Organic Carbon	-	-	(mg/l)	1 U	1.0 U	1.0 U	1.0 U	1.0 U	1 U	1 U	1 U	1 U	1 U
Total Dissolved Solids	-	-	(mg/l)	133	130	155	166	169	128	121	115	103	211
Total Kjeldahl Nitrogen (as N)	-	7727-37-9	(mg/l)	0.46	0.63	1.07	0.1 U	0.2	0.15	0.1 U	0.1 U	0.1 U	0.1 U

NOTES:

NA: Not analyzed

U: Analyzed for but not detected, value shown is instrument detection limit

J: Estimated value

UJ*: Value was not detected above quantitation limit but was an approximate concent

NA: Concentration exceeds Standard/Guidance Value

J*: Value is an approximate concentration of the analyte in the sample as determined by data validation.

Appendix A-1

SONIA ROAD LANDFILL
 POST CLOSURE GROUNDWATER MONITORING PROGRAM
 HISTORIC AND CURRENT SAMPLE RESULTS
 LEACHATE INDICATORS

CONSTITUENT	NYSDEC Class GA Groundwater Standards and Guidance Values	CAS #	SITE : DATE : UNITS:	MW-111 10/31/97 (mg/l)	MW-111 12/13/2000 (mg/l)	MW-111 02/07/2001 (mg/l)	MW-111 8/22/02 (mg/l)	MW-111 11/21/02 (mg/l)	MW-111 3/6/03 (mg/l)	MW-111 6/4/03 (mg/l)	MW-111 8/21/03 (mg/l)	MW-111 11/13/03 (mg/l)	MW-111 3/1/04 (mg/l)
Color (APHA Units)	-	-	(units)	5 U	5 U	5 U	NS	5 U	NS	NS	5	NS	NS
Alkalinity (as CaCO3)	-	471-34-1	(mg/l)	27.6	34.2	27.4	14.4	28.2	38	57.6	32.9	28.6	48
Ammonia (as N)	2 ST	7664-41-7	(mg/l)	0.99	1.1	0.91	0.1 U	0.1 U	1.15	0.1 U	0.1 U	0.1 U	1.15
Biochemical Oxygen Demand	-	-	(mg/l)	2 U	2 U	2 U	2 U	2	2 U	3	4	2 U	2 U
Bromide	2 GV	24959-67-9	(mg/l)	0.5 U	0.5 U	0.5 U	0.5 U	0.6	0.8	0.8	0.5 U	0.5 U	0.7
Chemical Oxygen Demand	-	-	(mg/l)	15 U	10 U	10 U	12.7	10 U	16.7	10 U	10 U	10 U	15.6
Chloride	250 ST	16887-00-6	(mg/l)	40.4	17.3	17.5	7	24.3	7.7	14.3	19.7	11.7	22.7
Hardness (as CaCO3)	-	-	(mg/l)	54	34	40	40	180	56	62	40	36	48
Nitrate (as N)	10 ST	14797-55-8	(mg/l)	0.13	0.42	1.8	3.07	1.85	0.1 U	1.03	1.01	0.96	0.53
Phenols, total	0.001 ST	-	(mg/l)	0.001	0.005 U	0.005 U	0.005 U	0.005 U	0.005 U	0.005 U	0.005 U	0.005 U	0.005 U
Sulfate	250 ST	14808-79-8	(mg/l)	14.9	6.8	7	5	7.9	10	5.8	10.7	12.9	5 U
Total Organic Carbon	-	-	(mg/l)	1.6	1.3	1 U	1.1	1 U	1 U	1 U	1 U	1 U	1 U
Total Dissolved Solids	-	-	(mg/l)	96	42	63	58	152	109	84	103	78	110
Total Kjeldahl Nitrogen (as N)	-	7727-37-9	(mg/l)	1.5	1.2	0.79	0.1	0.19	0.99	1.18	0.8	0.36	1.11

CONSTITUENT	NYSDEC Class GA Groundwater Standards and Guidance Values	CAS #	SITE : DATE : UNITS:	MW-111 5/21/04 (mg/l)	MW-111 8/24/04 (mg/l)	MW-111 11/11/04 (mg/l)	MW-111 2/24/05 (mg/l)	MW-111 5/26/05 (mg/l)	MW-111 8/25/05 (mg/l)	MW-111 11/28/05 (mg/l)	MW-111 2/27/06 (mg/l)	MW-111 5/19/06 (mg/l)	MW-111 8/11/06 (mg/l)
Color (APHA Units)	-	-	(units)	5 U	NS	NS	5	NS	NS	NS	NS	NS	NS
Alkalinity (as CaCO3)	-	471-34-1	(mg/l)	37.8	28.8	27.8	19.4	32.4	24	26.1	33.4	19.2	17.3
Ammonia (as N)	2 ST	7664-41-7	(mg/l)	1.19	0.1 U	0.15	0.1 U	1.08	0.79	0.58	0.73	0.1 U	0.13
Biochemical Oxygen Demand	-	-	(mg/l)	4	2 U	2 U	2 U	2 U	2 U	2 U	2 U	2 U	2 U
Bromide	2 GV	24959-67-9	(mg/l)	1.7	0.5 U	1.7	0.5 U	0.6	1.5	1.8	0.9	1	0.6
Chemical Oxygen Demand	-	-	(mg/l)	10 U	10 U	10 U	10 U	10 U	10 U	16.8	13.5	10 U	10 U
Chloride	250 ST	16887-00-6	(mg/l)	14.1	10	15.3	17.5	15.1	9.6	11.6	8.1	9	7.3
Hardness (as CaCO3)	-	-	(mg/l)	150	25	45	52	52	45	40	48	31	30
Nitrate (as N)	10 ST	14797-55-8	(mg/l)	0.33	1.85	0.74	1.16	1.5	2.11	0.89	0.21	1.31	1.14
Phenols, total	0.001 ST	-	(mg/l)	0.005 U	0.005 U	0.005 U	0.005 U	0.005 U	0.005 U	0.005 U	0.005 U	0.005 U	0.005 U
Sulfate	250 ST	14808-79-8	(mg/l)	0.5 U	11	10.7	13.4	14.4	15.4	12.2	28.2	13.6	11.7
Total Organic Carbon	-	-	(mg/l)	1 U	1 U	1 U	1 U	1 U	1 U	1 U	1.1	1 U	1 U
Total Dissolved Solids	-	-	(mg/l)	38	149	83	92	107	155	87	110	81	67
Total Kjeldahl Nitrogen (as N)	-	7727-37-9	(mg/l)	0.93	0.88	0.79	0.12	0.85	0.77	0.7	0.82	0.52	0.56

NOTES:

NA: Not analyzed

U: Analyzed for but not detected, value shown is instrument detection limit

J: Estimated value

UJ*: Value was not detected above quantitation limit but was an approximate concent

: Concentration exceeds Standard/Guidance Value

J*: Value is an approximate concentration of the analyte in the sample as determined by data validation.

Appendix A-1

SONIA ROAD LANDFILL
 POST CLOSURE GROUNDWATER MONITORING PROGRAM
 HISTORIC AND CURRENT SAMPLE RESULTS
 LEACHATE INDICATORS

CONSTITUENT	NYSDEC Class GA Groundwater Standards and Guidance Values	CAS #	SITE : DATE : UNITS:	MW-111 (mg/l)	MW-111 (mg/l)	MW-111 (mg/l)	MW-111 (mg/l)	MW-111 (mg/l)	MW-111 (mg/l)	MW-111 (mg/l)	MW-111 (mg/l)	MW-111 (mg/l)
Color (APHA Units)	-	-	(units)	5 U	NA	NA	NA	NA	NA	NA	NA	NA
Alkalinity (as CaCO3)	-	471-34-1	(mg/l)	11.8	5.8	8.8	4.9	3.4	2.8	3.05	3.05	1.45
Ammonia (as N)	2 ST	7664-41-7	(mg/l)	0.29	0.10 U	0.10 U	0.10 U	0.1 U	0.1 U	0.1 U	0.1 U	0.1 U
Biochemical Oxygen Demand	-	-	(mg/l)	2 U	2 U	2 U	2 U	2 U	2 U	2 U	2 U	2 U
Bromide	2 GV	24959-67-9	(mg/l)	1.5	0.5 U	0.5 U	0.5 U	0.5 U	0.5 U	0.5 U	0.5 U	0.5 U
Chemical Oxygen Demand	-	-	(mg/l)	10 U	10 U	10 U	10 U	10 U	10 U	10 U	10 U	10 U
Chloride	250 ST	16887-00-6	(mg/l)	4.9	5.3	6.3	4.8	7.1	12.3	10.1	10.1	9.10
Hardness (as CaCO3)	-	-	(mg/l)	16.0	12.0	19.0	24.0	18.0	15.0	60.0	60.0	90.0
Nitrate (as N)	10 ST	14797-55-8	(mg/l)	0.78	0.70	1.12	0.62	0.60	0.65	0.30	0.30	0.20
Phenols, total	0.001 ST	-	(mg/l)	0.005 U	0.005 U	0.005 U	0.005 U	0.005 U	0.005 U	0.005 U	0.005 U	0.005 U
Sulfate	250 ST	14808-79-8	(mg/l)	11.0	13.1	14.5	18.9	15.1	11.5	5 U	5 U	5 U
Total Organic Carbon	-	-	(mg/l)	1 U	1.0 U	1.0 U	1.0 U	1 U	1 U	1 U	1 U	1 U
Total Dissolved Solids	-	-	(mg/l)	58	47	53	78	60	63	53	53	82
Total Kjeldahl Nitrogen (as N)	-	7727-37-9	(mg/l)	0.28	0.62	0.72	0.10 U	0.1 U	0.23	0.1 U	0.1 U	0.1 U

NOTES:

NA: Not analyzed

U: Analyzed for but not detected, value shown is instrument detection limit

J: Estimated value

UI*: Value was not detected above quantitation limit but was an approximate concentration

█: Concentration exceeds Standard/Guidance Value

J*: Value is an approximate concentration of the analyte in the sample as determined by data validation.

Appendix A-1

SONIA ROAD LANDFILL
 POST CLOSURE GROUNDWATER MONITORING PROGRAM
 HISTORIC AND CURRENT SAMPLE RESULTS
 LEACHATE INDICATORS

CONSTITUENT	NYSDEC Class GA Groundwater Standards and Guidance Values	CAS #	SITE : DATE : UNITS:	MW-11S 10/31/97 (mg/l)	MW-11S 12/13/2000 (mg/l)	MW-11S 02/07/2001 (mg/l)	MW-11S 8/22/02 (mg/l)	MW-11S 11/21/02 (mg/l)	MW-11S 3/6/03 (mg/l)	MW-11S 6/4/03 (mg/l)	MW-11S 8/21/03 (mg/l)	MW-11S 11/13/03 (mg/l)	MW-11S 3/1/04 (mg/l)
Color (APHA Units)	-	-	(units)	100	5 U	5 U	NS	5	NS	NS	10	NS	NS
Alkalinity (as CaCO3)	-	471-34-1	(mg/l)	127	134	135	91.2	133	106	125	174	206	160
Ammonia (as N)	2 ST	7664-41-7	(mg/l)	1	1.3	1.51	1.16	0.1 U	0.58	0.1 U	0.1 U	0.1 U	0.35
Biochemical Oxygen Demand	-	-	(mg/l)	2 U	2 U	2 U	2 U	2 U	2 U	2 U	6	2 U	2 U
Bromide	2 GV	24959-67-9	(mg/l)	0.5 U	0.5 U	0.5 U	0.5	0.8	0.5 U	0.5	0.5 U	0.5 U	1.2
Chemical Oxygen Demand	-	-	(mg/l)	22	10 U	11	12.7	10 U	19.3	19.2	10 U	21.6	20.5
Chloride	250 ST	16887-00-6	(mg/l)	65.1	50.7	36.1	35.1	21.3	23	97.7	139	96.6	86.4
Hardness (as CaCO3)	-	-	(mg/l)	120	210	156	120	230	156	250	270	290	220
Nitrate (as N)	10 ST	14797-55-8	(mg/l)	0.28	0.21	0.25	2.6	2.25	1.6	1.65	1.31	1.52	1.59
Phenols, total	0.001 ST	-	(mg/l)	0.002	0.005 U	0.005 U	0.005 U	0.005 U	0.005 U	0.005 U	0.005 U	0.005 U	0.005 U
Sulfate	250 ST	14808-79-8	(mg/l)	42.1	28.6	49.6	29.2	41	64.8	80.5	68	76.4	45.5
Total Organic Carbon	-	-	(mg/l)	3.7	4.6	3.53	2.8	2.8	4	3.8	7.2	5	4
Total Dissolved Solids	-	-	(mg/l)	261	253	254	179	326	250	423	560	465	392
Total Kjeldahl Nitrogen (as N)	-	7727-37-9	(mg/l)	1.2	1.5	7.76	4.53	0.18	0.77	0.26	0.34	0.31	0.32

CONSTITUENT	NYSDEC Class GA Groundwater Standards and Guidance Values	CAS #	SITE : DATE : UNITS:	MW-11S 5/21/04 (mg/l)	MW-11S 8/24/04 (mg/l)	MW-11S 11/11/04 (mg/l)	MW-11S 2/24/05 (mg/l)	MW-11S 5/26/05 (mg/l)	MW-11S 8/25/05 (mg/l)	MW-11S 11/28/05 (mg/l)	MW-11S 2/27/06 (mg/l)	MW-11S 5/19/06 (mg/l)	MW-11S 8/11/06 (mg/l)
Color (APHA Units)	-	-	(units)	5	NS	NS	5	NS	NS	NS	NS	NS	NS
Alkalinity (as CaCO3)	-	471-34-1	(mg/l)	113	117	151	96	116	120	134	140	134	148
Ammonia (as N)	2 ST	7664-41-7	(mg/l)	1.81	0.1 U	2.35	2.8	3.46	2.35	0.72	0.42	0.1 U	1.12
Biochemical Oxygen Demand	-	-	(mg/l)	2 U	2 U	2 U	2 U	2 U	2 U	2 U	2 U	2 U	2
Bromide	2 GV	24959-67-9	(mg/l)	1.8	0.6	0.8	2.0	0.5	1.1	1.2	0.5	0.5 U	0.5 U
Chemical Oxygen Demand	-	-	(mg/l)	25.5	10 U	10 U	11.8	10 U	16.8	34.3	13.5	10 U	10 U
Chloride	250 ST	16887-00-6	(mg/l)	79.6	73.7	57.3	76.9	88.5	65.4	87.6	82.8	52.9	105
Hardness (as CaCO3)	-	-	(mg/l)	450	120	208	220	220	200	300	215	190	205
Nitrate (as N)	10 ST	14797-55-8	(mg/l)	1.04	2.87	1.15	1.21	1.07	1.2	1.71	1.07	0.48	0.81
Phenols, total	0.001 ST	-	(mg/l)	0.005 U	0.005 U	0.005 U	0.005 U	0.005 U	0.005 U	0.005 U	0.005 U	0.005 U	0.005 U
Sulfate	250 ST	14808-79-8	(mg/l)	61	55.8	48.8	45.8	50.3	72.5	93.5	74.5	46	59
Total Organic Carbon	-	-	(mg/l)	4.2	3.8	4.9	3.7	3.7	4.3	5.5	4.3	3.1	5.5
Total Dissolved Solids	-	-	(mg/l)	300	532	322	339	366	442	330	413	308	453
Total Kjeldahl Nitrogen (as N)	-	7727-37-9	(mg/l)	1.65	1.27	1.93	2.69	3.54	2.31	1.7	0.85	0.58	1.09

NOTES:

NA: Not analyzed

U: Analyzed for but not detected, value shown is instrument detection limit

J: Estimated value

UJ*: Value was not detected above quantitation limit but was an approximate concentration

: Concentration exceeds Standard/Guidance Value

J*: Value is an approximate concentration of the analyte in the sample as determined by data validation.

Appendix A-1

SONIA ROAD LANDFILL
 POST CLOSURE GROUNDWATER MONITORING PROGRAM
 HISTORIC AND CURRENT SAMPLE RESULTS
 LEACHATE INDICATORS

CONSTITUENT	NYSDEC Class GA Groundwater Standards and Guidance Values	CAS #	SITE : DATE : UNITS:	MW-11S 11/29/06 (mg/l)	MW-11S 2/23/07 (mg/l)	MW-11S 6/1/07 (mg/l)	MW-11S 8/16/07 (mg/l)	MW-11S 11/14/07 (mg/l)	MW-11S 2/12/08 (mg/l)	MW-11S 5/14/08 (mg/l)	MW-11S 8/6/08 (mg/l)	MW-11S 11/5/08 (mg/l)	MW-11S 2/25/09 (mg/l)
Color (APHA Units)	-	-	(units)	5 U	30	NA	NA	NA	NA	NA	NA	20.0	NA
Alkalinity (as CaCO3)	-	471-34-1	(mg/l)	140	136	136	151	151	152	148	129	108	100
Ammonia (as N)	2 ST	7664-41-7	(mg/l)	1.64	0.10 U	0.10 U	2.06	1.19	0.70	0.1 U	0.1 U	0.1 U	0.1 U
Biochemical Oxygen Demand	-	-	(mg/l)	2 U	4	4	2 U	2 U	2 U	6	3	4.2	2 U
Bromide	2 GV	24959-67-9	(mg/l)	1.4	0.5 U	0.5 U	0.5 U	0.5 U	0.5 U	0.5 U	0.5 U	0.5 U	0.5 U
Chemical Oxygen Demand	-	-	(mg/l)	16.0	51.0	89	23.1	28.2	21.8	71.4	41.7	14.4	10.9
Chloride	250 ST	16887-00-6	(mg/l)	46.6	39.8	53.9	62.8	60.3	41.0	53.3	64.9	84.5	49.1
Hardness (as CaCO3)	-	-	(mg/l)	130	140	180	160	128	122	200	156	180	240
Nitrate (as N)	10 ST	14797-55-8	(mg/l)	0.59	0.41	1.09	0.93	0.63	0.64	0.85	0.68	0.46	0.35
Phenols, total	0.001 ST	-	(mg/l)	0.005 U	0.005 U	0.005 U	0.005 U	0.005 U	0.005 U	0.005 U	0.005 U	0.005 U	0.005 U
Sulfate	250 ST	14808-79-8	(mg/l)	31.4	27.7	51.1	63.4	47.8	35.0	38.2	54.9	38.1	33.3
Total Organic Carbon	-	-	(mg/l)	3.4	3.8	8.0	6.6	5.9	4.1	5.7	5.4	3.8	2.6
Total Dissolved Solids	-	-	(mg/l)	277	276	322	373	345	283	323	369	317	265
Total Kjeldahl Nitrogen (as N)	-	7727-37-9	(mg/l)	2.04	3.82	4.8	3.36	2.7	3.05	1.90	4.21	2.92	0.92

NOTES:

NA: Not analyzed

U: Analyzed for but not detected, value shown is instrument detection limit

J: Estimated value

UI*: Value was not detected above quantitation limit but was an approximate concentration

J*: Value is an approximate concentration of the analyte in the sample as determined by data validation.

: Concentration exceeds Standard/Guidance Value

**SONIA ROAD LANDFILL
POST CLOSURE GROUNDWATER MONITORING PROGRAM
HISTORIC AND CURRENT SAMPLE RESULTS
LEACHATE INDICATORS**

CONSTITUENT	NYSDEC Class GA Groundwater Standards and Guidance Values	CAS #	SITE DATE : UNITS:	MW-12D (mg/l)	MW-12D (mg/l)	MW-12D (mg/l)	MW-12D (mg/l)	MW-12D (mg/l)	MW-12D (mg/l)	MW-12D (mg/l)	MW-12D (mg/l)
Color (APHA Units)	-	-	(units)	5 U	5 U	NS	5	NS	5	NS	NS
Alkalinity (as CaCO3)	-	471-34-1	(mg/l)	19.3	7.3	6.7	6.8	8.4	8.1	7.9	7.4
Ammonia (as N)	2 ST	7664-41-7	(mg/l)	0.02 U	0.1 U	0.1 U	0.1 U	0.1 U	0.1 U	0.1 U	0.1 U
Biochemical Oxygen Demand	-	-	(mg/l)	3	7	4	2 U	2 U	7	4	2 U
Bromide	2 GV	24959-67-9	(mg/l)	0.5 U	0.5 U	0.5 U	0.9	0.5 U	0.5 U	0.5 U	0.5 U
Chemical Oxygen Demand	-	-	(mg/l)	15 U	10 U	10 U	10 U	10 U	10 U	10 U	10 U
Chloride	250 ST	16887-00-6	(mg/l)	11.7	4.7	3.1	4.3	5.6	6.2	8.9	4.2
Hardness (as CaCO3)	-	-	(mg/l)	34	15	28	36	64	36	34	33
Nitrate (as N)	10 ST	14797-55-8	(mg/l)	0.32	0.38	0.13	0.24	0.58	0.63	0.66	0.54
Phenols, total	0.001 ST	-	(mg/l)	0.002	0.005 U	0.005 U	0.005 U	0.005 U	0.005 U	0.005 U	0.005 U
Sulfate	250 ST	14808-79-8	(mg/l)	19.5	20.1	12.8	11.9	17.1	16.6	15.6	13.5
Total Organic Carbon	-	-	(mg/l)	0.5 U	2.1	1 U	1 U	1 U	1 U	1 U	1 U
Total Dissolved Solids	-	-	(mg/l)	45	77	380	69	78	88	58	50
Total Kjeldahl Nitrogen (as N)	-	7727-37-9	(mg/l)	0.2 U	0.1 U	8.54	0.16	0.2 U	0.1 U	0.1 U	0.1 U

CONSTITUENT	NYSDEC Class GA Groundwater Standards and Guidance Values	CAS #	SITE DATE : UNITS:	MW-12D (mg/l)	MW-12D (mg/l)	MW-12D (mg/l)	MW-12D (mg/l)	MW-12D (mg/l)	MW-12D (mg/l)	MW-12D (mg/l)	MW-12D (mg/l)
Color (APHA Units)	-	-	(units)	5 U	NS	5 U	NS	NS	NS	NS	NS
Alkalinity (as CaCO3)	-	471-34-1	(mg/l)	6.8	7	7.1	6.7	6.9	10.4	7.4	11.2
Ammonia (as N)	2 ST	7664-41-7	(mg/l)	0.1 U	0.1 U	0.1 U	0.13	0.11	0.13	0.1 U	0.1 U
Biochemical Oxygen Demand	-	-	(mg/l)	2 U	2 U	2 U	2 U	2 U	2 U	2 U	2 U
Bromide	2 GV	24959-67-9	(mg/l)	0.5 U	0.5 U	0.5 U	0.7	0.7	0.5 U	1	0.5 U
Chemical Oxygen Demand	-	-	(mg/l)	10 U	10 U	10 U	10 U	10 U	10 U	10 U	10 U
Chloride	250 ST	16887-00-6	(mg/l)	3.6	4.3	4.0	4.5	4.9	5.4	5.8	5.5
Hardness (as CaCO3)	-	-	(mg/l)	36	5 U	18	19	15	22	20	21
Nitrate (as N)	10 ST	14797-55-8	(mg/l)	0.29	0.30	0.26	0.13	0.19	0.33	0.4	0.25
Phenols, total	0.001 ST	-	(mg/l)	0.005 U	0.005 U	0.005 U	0.005 U	0.005 U	0.005 U	0.005 U	0.005 U
Sulfate	250 ST	14808-79-8	(mg/l)	11.3	11.7	10.5	9.5	10.8	11.7	11	13.5
Total Organic Carbon	-	-	(mg/l)	1 U	1 U	1 U	1 U	1 U	1 U	1 U	1 U
Total Dissolved Solids	-	-	(mg/l)	25	113	52	49	77	72	75	59
Total Kjeldahl Nitrogen (as N)	-	7727-37-9	(mg/l)	0.1 U	0.97	0.1 U	0.1 U	0.1 U	0.1 U	0.9	0.1 U

NOTES:
 NA: Not analyzed
 U: Analyzed for but not detected, value shown is instrument detection limit
 J: Estimated value
 UJ*: Value was not detected above quantitation limit but was an approximate concentration
 J*: Value is an approximate concentration of the analyte in the sample as determined by data validation.
 : Concentration exceeds Standard/Guidance Value

**SONIA ROAD LANDFILL
POST CLOSURE GROUNDWATER MONITORING PROGRAM
HISTORIC AND CURRENT SAMPLE RESULTS
LEACHATE INDICATORS**

CONSTITUENT	NYSDEC Class GA Groundwater Standards and Guidance Values	CAS #	SITE : DATE : UNITS:	MW-12D 11/29/06 (mg/l)	MW-12D 2/23/07 (mg/l)	MW-12D 6/1/07 (mg/l)	MW-12D 8/16/07 (mg/l)	MW-12D 11/14/07 (mg/l)	MW-12D 2/12/08 (mg/l)	MW-12D 5/14/08 (mg/l)	MW-12D 8/6/08 (mg/l)	MW-12D 11/5/08 (mg/l)	MW-12D 2/25/09 (mg/l)
Color (APHA Units)	-	-	(units)	5 U	5	NA	NA	NA	NA	NA	NA	NA	NA
Alkalinity (as CaCO3)	-	471-34-1	(mg/l)	1 U	23.9	12.3	8.8	7.8	8.8	10.1	10	9.75	7.95
Ammonia (as N)	2 ST	7664-41-7	(mg/l)	0.10	0.10 U	0.10 U	0.10 U	0.10 U	0.1 U	0.1 U	0.1 U	0.1 U	0.1 U
Biochemical Oxygen Demand	-	-	(mg/l)	2 U	6	2 U	2 U	2 U	2 U	2 U	2 U	2 U	2 U
Bromide	2 GV	24959-67-9	(mg/l)	1.6	0.5 U	0.5 U	0.5 U	0.5 U	0.5 U	0.5 U	0.5 U	0.5 U	0.5 U
Chemical Oxygen Demand	-	-	(mg/l)	13.5	23.1	10 U	10 U	10 U	10 U	10 U	10 U	10 U	10 U
Chloride	250 ST	16887-00-6	(mg/l)	5.5	6.9	7.7	10.6	20.5	21.7	27.6	31.0	29.3	33.6
Hardness (as CaCO3)	-	-	(mg/l)	26.0	50.0	32.0	40.0	52.0	50.0	56.0	52.0	52.0	130
Nitrate (as N)	10 ST	14797-55-8	(mg/l)	0.67	0.70	1.84	2.3	2.25	1.55	1.67	1.67	2.04	2.05
Phenols, total	0.001 ST	-	(mg/l)	0.005 U	0.005 U	0.005 U	0.005 U	0.005 U	0.005 U	0.005 U	5 U	5 U	5 U
Sulfate	250 ST	14808-79-8	(mg/l)	14.8	16.4	18.8	22.0	25.8	28.7	25.0	24.0	21.1	20.1
Total Organic Carbon	-	-	(mg/l)	1 U	1.0 U	1.0 U	1.0 U	1.3	1 U	1 U	1 U	109	1 U
Total Dissolved Solids	-	-	(mg/l)	71	70	69	85	128	112	128	140	1 U	127
Total Kjeldahl Nitrogen (as N)	-	7727-37-9	(mg/l)	0.14	0.95	0.55	0.1 U	0.10 U	0.1 U	0.1 U	0.18	0.1 U	0.1 U

NOTES:

NA: Not analyzed

U: Analyzed for but not detected, value shown is instrument detection limit

J: Estimated value

UJ*: Value was not detected above quantitation limit but was an approximate concentration

NA: Concentration exceeds Standard/Guidance Value

J*: Value is an approximate concentration of the analyte in the sample as determined by data validation.

Appendix A-1

SONIA ROAD LANDFILL
 POST CLOSURE GROUNDWATER MONITORING PROGRAM
 HISTORIC AND CURRENT SAMPLE RESULTS
 LEACHATE INDICATORS

CONSTITUENT	NYSDEC Class GA Groundwater Standards and Guidance Values	CAS #	SITE : DATE : UNITS:	MW-121 10/31/97 (mg/l)	MW-121 12/07/2000 (mg/l)	MW-121 02/08/2001 (mg/l)	MW-121 8/22/02 (mg/l)	MW-121 11/21/02 (mg/l)	MW-121 3/6/03 (mg/l)	MW-121 6/4/03 (mg/l)	MW-121 8/21/03 (mg/l)	MW-121 11/13/03 (mg/l)	MW-121 3/11/04 (mg/l)
Color (APHA Units)	-	-	(units)	5 U	5 U	5 U	NS	10	NS	NS	5	NS	NS
Alkalinity (as CaCO3)	-	471-34-1	(mg/l)	10.5	31.8	17.2	2.8	6.8	4.4	7.1	3.1	4.4	4.2
Ammonia (as N)	2 ST	7664-41-7	(mg/l)	0.51	0.61	0.703	0.1 U	0.1 U	0.1 U	0.1 U	0.1 U	0.1 U	0.14
Biochemical Oxygen Demand	-	-	(mg/l)	2 U	6	2 U	2 U	2 U	2 U	2 U	6	2 U	2 U
Bromide	2 GV	24959-67-9	(mg/l)	0.5 U	0.5 U	0.700	0.5 U	1.1	1	0.5 U	0.5 U	0.5 U	0.5 U
Chemical Oxygen Demand	-	-	(mg/l)	16	10 U	10 U	10 U	39.6	14	10 U	10 U	10 U	15.6
Chloride	250 ST	16887-00-6	(mg/l)	17.5	14.9	13.1	4.5	8.4	4.6	13.1	7.9	4.8	5.5
Hardness (as CaCO3)	-	-	(mg/l)	54	52	36.0	16	1900	32	32	20	26	24
Nitrate (as N)	10 ST	14797-55-8	(mg/l)	4.7	0.73	1.1	0.93	1.54	0.33	0.53	0.21	1.3	0.7
Phenols, total	0.001 ST	-	(mg/l)	0.0010 U	0.005 U	0.005 U	0.005 U	0.005 U	0.005 U	0.005 U	0.005 U	0.005 U	0.005 U
Sulfate	250 ST	14808-79-8	(mg/l)	43.1	48.3	24.2	10	10.4	11.6	11.3	8.6	9.8	6.9
Total Organic Carbon	-	-	(mg/l)	3.6	1.2	0.0010 U	1 U	1 U	1 U	1 U	1 U	1 U	1 U
Total Dissolved Solids	-	-	(mg/l)	106	143	90	39	79	55	62	49	40	14
Total Kjeldahl Nitrogen (as N)	-	7727-37-9	(mg/l)	0.46	0.84	8.30	0.1 U	0.1 U	0.2 U	0.1 U	0.1 U	0.1 U	0.13

CONSTITUENT	NYSDEC Class GA Groundwater Standards and Guidance Values	CAS #	SITE : DATE : UNITS:	MW-121 5/21/04 (mg/l)	MW-121 8/24/04 (mg/l)	MW-121 11/11/04 (mg/l)	MW-121 2/24/05 (mg/l)	MW-121 5/26/05 (mg/l)	MW-121 8/25/05 (mg/l)	MW-121 11/28/05 (mg/l)	MW-121 2/27/06 (mg/l)	MW-121 5/19/06 (mg/l)	MW-121 8/11/06 (mg/l)
Color (APHA Units)	-	-	(units)	5 U	NS	NS	5	NS	NS	NS	NS	NS	NS
Alkalinity (as CaCO3)	-	471-34-1	(mg/l)	3.5	5.6	6.4	29.6	4.3	5.4	14.4	29.4	15.7	7.9
Ammonia (as N)	2 ST	7664-41-7	(mg/l)	0.1 U	0.1 U	0.29	0.1 U	0.29	0.1 U	1.11	0.49	0.15	0.56
Biochemical Oxygen Demand	-	-	(mg/l)	2 U	2 U	5	2 U	2 U	2 U	2 U	2 U	3	3
Bromide	2 GV	24959-67-9	(mg/l)	0.5 U	0.6	1.2	0.7	0.5 U	0.5 U	1.3	0.5 U	0.5	0.5 U
Chemical Oxygen Demand	-	-	(mg/l)	10 U	10 U	10 U	10 U	14.3	10 U	10 U	13.5	10 U	10 U
Chloride	250 ST	16887-00-6	(mg/l)	4.3	12.5	28.1	45.5	10.5	18.5	29.2	27	26.2	15.9
Hardness (as CaCO3)	-	-	(mg/l)	22	10	34	66	18	22	49	80	70	40
Nitrate (as N)	10 ST	14797-55-8	(mg/l)	0.52	1.65	1.23	0.72	0.52	0.86	0.26	0.77	3.73	1.41
Phenols, total	0.001 ST	-	(mg/l)	0.005 U	0.005 U	0.005 U	0.005 U	0.005 U	0.005 U	0.005 U	0.005 U	0.005 U	0.005 U
Sulfate	250 ST	14808-79-8	(mg/l)	8.8	7.6	6.7	8.7	9	7.5	29.6	35	51.8	35.4
Total Organic Carbon	-	-	(mg/l)	1 U	1 U	1 U	1.4	1 U	1 U	1.9	3.3	1.5	1.3
Total Dissolved Solids	-	-	(mg/l)	47	152	77	136	50	101	127	153	155	112
Total Kjeldahl Nitrogen (as N)	-	7727-37-9	(mg/l)	0.1 U	0.56	0.5	0.53	0.24	0.36	2.13	0.69	4.15	2.89

NOTES:

NA: Not analyzed

U: Analyzed for but not detected, value shown is instrument detection limit

J: Estimated value

UI*: Value was not detected above quantitation limit but was an approximate concent

: Concentration exceeds Standard/Guidance Value

J*: Value is an approximate concentration of the analyte in the sample as determined by data validation.

Appendix A-1

SONIA ROAD LANDFILL
 POST CLOSURE GROUNDWATER MONITORING PROGRAM
 HISTORIC AND CURRENT SAMPLE RESULTS
 LEACHATE INDICATORS

CONSTITUENT	NYSDDEC Class GA Groundwater Standards and Guidance Values	CAS #	SITE : DATE : UNITS:	MW-121 11/29/06 (mg/l)	MW-121 2/23/07 (mg/l)	MW-121 6/1/07 (mg/l)	MW-121 8/16/07 (mg/l)	MW-121 11/14/07 (mg/l)	MW-121 2/12/08 (mg/l)	MW-121 5/14/08 (mg/l)	MW-121 8/6/08 (mg/l)	MW-121 11/5/08 (mg/l)	MW-121 2/25/09 (mg/l)
Color (APHA Units)	-	-	(units)	5 U	5	NA	NA	NA	NA	NA	NA	5.00	NA
Alkalinity (as CaCO3)	-	471-34-1	(mg/l)	21.8	58.8	4	24.6	17.8	20.2	22.4	31.1	23.7	34.0
Ammonia (as N)	2 ST	7664-41-7	(mg/l)	3.71	1.02	0.10 U	2.42	0.64	0.23	3.96	3.92 J*	0.2	2.32
Biochemical Oxygen Demand	-	-	(mg/l)	5	50	2 U	2 U	2 U	2 U	2 U	2 U	2 U	2 U
Bromide	2 GV	24959-67-9	(mg/l)	1.0	0.5 U	0.5 U	0.5 U	0.5 U	0.5 U	0.5 U	0.5 U	0.5 U	0.5 U
Chemical Oxygen Demand	-	-	(mg/l)	10 U	78.8	10 U	10 U	10 U	10 U	10 U	10 U	10 U	10 U
Chloride	250 ST	16887-00-6	(mg/l)	12.9	21.7	12.6	14.8	18.1	14.2	17.9	12.2	10.7	23.1
Hardness (as CaCO3)	-	-	(mg/l)	24.0	84.0	14.0	13.0	22.0	23.0	24.0	23.0	26.0	140
Nitrate (as N)	10 ST	14797-55-8	(mg/l)	2.61	0.11	1.46	1.03	2.14	1.92	1.48	1.61	1.72	1.48
Phenols, total	0.001 ST	-	(mg/l)	0.005 U	0.005 U	0.005 U	0.005 U	0.005 U	0.005 U	0.005 U	5 U	5 U	5 U
Sulfate	250 ST	14808-79-8	(mg/l)	26.4	31.1	20.8	8.0	5.0 U	11.7	14.80	14.3	15.2	14.0
Total Organic Carbon	-	-	(mg/l)	1.1	21.3	1.1	1.0 U	1.0 U	1 U	1 U	1	1 U	1 U
Total Dissolved Solids	-	-	(mg/l)	97	124	74	62	54	72	84	79	58	105
Total Kjeldahl Nitrogen (as N)	-	7727-37-9	(mg/l)	7.67	3.99	3.95	3.11	3.32	3.84	4.45	5.58	3.31	3.81

NOTES:

NA: Not analyzed

U: Analyzed for but not detected, value shown is instrument detection limit

J: Estimated value

UJ*: Value was not detected above quantitation limit but was an approximate concentration

█ : Concentration exceeds Standard/Guidance Value

J*: Value is an approximate concentration of the analyte in the sample as determined by data validation.

Appendix A-1

SONIA ROAD LANDFILL
 POST CLOSURE GROUNDWATER MONITORING PROGRAM
 HISTORIC AND CURRENT SAMPLE RESULTS
 LEACHATE INDICATORS

CONSTITUENT	NYSDEC Class GA Groundwater Standards and Guidance Values	CAS #	SITE : DATE : UNITS:	MW-12S 10/31/97 (mg/l)	MW-12S 12/07/2000 (mg/l)	MW-12S 02/05/2001 (mg/l)	MW-12S 8/22/02 (mg/l)	MW-12S 11/21/02 (mg/l)	MW-12S 3/6/03 (mg/l)	MW-12S 6/4/03 (mg/l)	MW-12S 8/21/03 (mg/l)	MW-12S 11/13/03 (mg/l)	MW-12S 3/1/04 (mg/l)
Color (APHA Units)	-	-	(units)	5 U	5 U	5	NS	5	NS	NS	5	NS	NS
Alkalinity (as CaCO3)	-	471-34-1	(mg/l)	102	104	98	113	111	77.8	74.3	141	150	118
Ammonia (as N)	2 ST	7664-41-7	(mg/l)	0.11	0.02 U	0.07 J	0.1 U	0.1 U	0.1 U	0.1 U	0.1 U	0.1 U	0.1 U
Biochemical Oxygen Demand	-	-	(mg/l)	3	2	2 U	2 U	2 U	2 U	2 U	4	2 U	2 U
Bromide	2 GV	24959-67-9	(mg/l)	0.5 U	0.5 U	0.5 U	0.5 U	1.4	0.5 U	0.8	0.5 U	0.5	0.5 U
Chemical Oxygen Demand	-	-	(mg/l)	16	10 U	10 U	10 U	10 U	16.7	21.6	10 U	10 U	13.1
Chloride	250 ST	16887-00-6	(mg/l)	21	16	24	15.7	17.7	113	25.6	11.2	25.8	52.2
Hardness (as CaCO3)	-	-	(mg/l)	90	96	100	140	108	108	82	110	220	120
Nitrate (as N)	10 ST	14797-55-8	(mg/l)	0.75	0.67	0.4	2.21	1.14	0.89	0.58	1.54	1.89	1.18
Phenols, total	0.001 ST	-	(mg/l)	0.0010 U	0.005 U	0.005 U	0.005 U	0.005 U	0.005 U	0.005 U	0.005 U	0.005 U	0.005 U
Sulfate	250 ST	14808-79-8	(mg/l)	32.8	36.4	13.4	37.5	27.6	32.1	23.3	32	38.4	24.4
Total Organic Carbon	-	-	(mg/l)	2.3	1.7	2.2	3.3	1.7	1.9	1.6	1.8	2	1.6
Total Dissolved Solids	-	-	(mg/l)	170	175	250	185	290	352	151	241	265	296
Total Kjeldahl Nitrogen (as N)	-	7727-37-9	(mg/l)	0.21	0.2 U	0.12	0.1 U	0.1 U	0.2 U	0.1 U	0.1 U	0.22	0.13

CONSTITUENT	NYSDEC Class GA Groundwater Standards and Guidance Values	CAS #	SITE : DATE : UNITS:	MW-12S 5/21/04 (mg/l)	MW-12S 8/24/04 (mg/l)	MW-12S 11/11/04 (mg/l)	MW-12S 2/24/05 (mg/l)	MW-12S 5/26/05 (mg/l)	MW-12S 8/25/05 (mg/l)	MW-12S 11/28/05 (mg/l)	MW-12S 2/27/06 (mg/l)	MW-12S 5/19/06 (mg/l)	MW-12S 8/11/06 (mg/l)
Color (APHA Units)	-	-	(units)	5 U	NS	NS	5 U	NS	NS	NS	NS	NS	NS
Alkalinity (as CaCO3)	-	471-34-1	(mg/l)	119	130	74	97.1	98	105	65.2	76.4	70.8	59
Ammonia (as N)	2 ST	7664-41-7	(mg/l)	0.13	0.1 U	0.1 U	0.11	0.12	0.19	1.24	0.46	0.1 U	0.1 U
Biochemical Oxygen Demand	-	-	(mg/l)	2 U	2 U	2 U	2 U	2 U	2 U	2 U	2 U	2 U	2 U
Bromide	2 GV	24959-67-9	(mg/l)	0.5 U	0.7	1.8	0.5	0.5 U	1	1.4	0.5 U	0.5 U	0.5 U
Chemical Oxygen Demand	-	-	(mg/l)	10 U	10 U	10 U	21.8	29.3	10 U	10 U	10 U	10 U	10 U
Chloride	250 ST	16887-00-6	(mg/l)	31.6	31.6	19.7	245	42.2	45.5	48.9	56.6	24	20.5
Hardness (as CaCO3)	-	-	(mg/l)	320	88	94	172	128	98	90	105	66	44
Nitrate (as N)	10 ST	14797-55-8	(mg/l)	1.24	1.76	0.52	0.83	1.06	1.18	1.86	1.79	1.67	2.12
Phenols, total	0.001 ST	-	(mg/l)	0.005 U	0.005 U	0.005 U	0.005 U	0.005 U	0.005 U	0.005 U	0.005 U	0.005 U	0.005 U
Sulfate	250 ST	14808-79-8	(mg/l)	29.5	54.8	17.7	39.1	28.4	32.6	14.9	21.7	26.8	20.1
Total Organic Carbon	-	-	(mg/l)	1.7	1.8	2.6	1.7	2.7	2.8	1.1	1.8	1.5	1.2
Total Dissolved Solids	-	-	(mg/l)	184	474	170	568	216	382	212	247	181	163
Total Kjeldahl Nitrogen (as N)	-	7727-37-9	(mg/l)	0.18	0.17	0.1 U	0.19	0.21	0.2	1.54	0.65	0.1 U	0.12

NOTES:

NA: Not analyzed

U: Analyzed for but not detected, value shown is instrument detection limit

J: Estimated value

UJ*: Value was not detected above quantitation limit but was an approximate concentration

NA: Concentration exceeds Standard/Guidance Value

J*: Value is an approximate concentration of the analyte in the sample as determined by data validation.

**SONIA ROAD LANDFILL
POST CLOSURE GROUNDWATER MONITORING PROGRAM
HISTORIC AND CURRENT SAMPLE RESULTS
LEACHATE INDICATORS**

CONSTITUENT	NYSDEC Class GA Groundwater Standards and Guidance Values	CAS #	SITE : DATE : UNITS :	MW-12S 11/29/06 (mg/l)	MW-12S 2/23/07 (mg/l)	MW-12S 6/1/07 (mg/l)	MW-12S 8/16/07 (mg/l)	MW-12S 11/14/07 (mg/l)	MW-12S 2/12/08 (mg/l)	MW-12S 5/14/08 (mg/l)	MW-12S 8/6/08 (mg/l)	MW-12S 11/5/08 (mg/l)	MW-12S 2/25/09 (mg/l)
Color (APHA Units)	-	-	(units)	5 U	20	NA	NA	NA	NA	NA	NA	NA	NA
Alkalinity (as CaCO3)	-	471-34-1	(mg/l)	73.0	71.2	60.6	60.8	67.2	68	67.2	76.2	86.8	68.4
Ammonia (as N)	2 ST	7664-41-7	(mg/l)	0.1 U	0.10 U	0.10 U	0.10 U	0.10 U	0.1 U	0.1 U	0.1 UJ*	0.1 U	0.1 U
Biochemical Oxygen Demand	-	-	(mg/l)	2 U	6.0	2 U	2 U	2 U	2 U	2 U	2 U	2 U	2 U
Bromide	2 GV	24959-67-9	(mg/l)	1.1	0.5 U	0.5 U	0.5 U	0.5 U	0.5 U	0.5 U	0.5 U	0.5 U	0.5 U
Chemical Oxygen Demand	-	-	(mg/l)	10 U	40.9	10 U	10 U	10 U	10 U	10 U	34.2	19.4	10 U
Chloride	250 ST	16887-00-6	(mg/l)	25.2	25.5	27.7	17.8	23.9	32.9	28.5	32.4	44.1	38.0
Hardness (as CaCO3)	-	-	(mg/l)	110	80.0	72.0	64.0	80.0	82	70.0	88.0	85.0	190
Nitrate (as N)	10 ST	14797-55-8	(mg/l)	2.33	2.30	2.32	1.71	2.03	1.46	1.54	1.12	1.37	0.79
Phenols, total	0.001 ST	-	(mg/l)	0.005 U	0.005 U	0.005 U	0.005 U	0.005 U	0.005 U	0.005 U	5 U	5 U	5 U
Sulfate	250 ST	14808-79-8	(mg/l)	22.8	25.0	21.6	33.2	29.9	33.2	32.0	34.6	36.2	28.3
Total Organic Carbon	-	-	(mg/l)	1.5	1.4	2.0	1.5	1.1	1.4	1.5	1.9	2.12	1 U
Total Dissolved Solids	-	-	(mg/l)	189	183	159	167	193	196	185	199	2.0	195
Total Kjeldahl Nitrogen (as N)	-	7727-37-9	(mg/l)	0.16	0.75	0.69	0.1 U	0.10 U	0.14	0.10	0.85	0.22	0.13

NOTES:

NA: Not analyzed

U: Analyzed for but not detected, value shown is instrument detection limit

J: Estimated value

UJ*: Value was not detected above quantitation limit but was an approximate concent

█ : Concentration exceeds Standard/Guidance Value

J*: Value is an approximate concentration of the analyte in the sample as determined by data validation.

APPENDIX A-2

Inorganic Parameters

SONIA ROAD LANDFILL
 POST CLOSURE GROUNDWATER MONITORING PROGRAM
 HISTORIC AND CURRENT SAMPLE RESULTS
 INORGANIC PARAMETERS

CONSTITUENT	NYSDEC Class GA Groundwater Standards/ Guidance Values	CAS #	SITE: DATE: UNITS:	MW-01D 10/24/1997 (ug/l)	MW-01D 11/30/2000 (ug/l)	MW-01D 1/30/2001 (ug/l)	MW-01D 8/21/2002 (ug/l)	MW-01D 11/20/2002 (ug/l)	MW-01D 3/5/2003 (ug/l)	MW-01D 6/3/2003 (ug/l)	MW-01D 8/21/2003 (ug/l)
Aluminum	-	7429-90-5	ug/l	105	59.6 B	79.6 B	NA	131 B	NA	NA	39.8 B
Antimony	3 GV	7440-36-0	ug/l	3 U	1.7 U	12.3 U	NA	4.4 B	NA	NA	3.5 U
Arsenic	25 ST	7440-38-2	ug/l	2.4 U	2.5 U	1.9 U	NA	4.5 U	NA	NA	3.2 U
Barium	1,000 ST	7440-39-3	ug/l	111	124 B	87.6	NA	93	NA	NA	22.4 B
Beryllium	3 GV	7440-41-7	ug/l	0.13	0.1 U	0.21	NA	0.4 U	NA	NA	0.20 U
Boron	1,000 ST	7440-42-8	ug/l	NA	102	161	NA	113	NA	NA	139
Cadmium	5 ST	7440-43-9	ug/l	0.3 U	0.4 U	0.2 U	0.11 B	0.5 U	0.81 B	0.10 B	0.30 U
Calcium	-	7440-70-2	ug/l	35,300	19,500	15,200	26,400	24,400	21,100	15,800	5,650
Chromium Hexavalent	50 ST	18540-29-9	ug/l	20 U	20 U	20 U	NA	20 U	NA	NA	20 U
Chromium Total	50 ST	7440-47-3	ug/l	0.53	3.5 U	0.6 U	NA	3.6 B	NA	NA	0.70 U
Cobalt	-	7440-48-4	ug/l	1.3	2.1 B	1.7 U	NA	5 B	NA	NA	5.0 B
Copper	200 ST	7440-50-8	ug/l	1.9	2 B	2.1	NA	7 B	NA	NA	2.3 B
Iron	300 ST	7439-89-6	ug/l	110	32 B	34.2	205	301	301	120	63.1 B
Lead	25 ST	7439-92-1	ug/l	1.3	1.4 U	1.1 U	0.8 U	1.4 U	3.2	1.7 B	0.80 U
Magnesium	35,000 GV	7439-95-4	ug/l	10,700	6010	4800	9,680	8,130	7,530	5,740	1,710 B
Manganese	300 ST	7439-96-5	ug/l	132	9.9 B	7.3	34.3	28.6	67.5	6.8 B	3.6 B
Mercury	0.7 ST	7439-97-6	ug/l	0.1 U	0.1 U	0.1 U	NA	0.10 U	NA	NA	0.10 U
Nickel	100 ST	7440-02-0	ug/l	2.2	1.9 U	1.4 U	NA	7.5 B	NA	NA	6.0 B
Potassium	-	7440-09-7	ug/l	6,780	10,400	9,240	7,740	20,500	10,700	6,830	2,390 B
Selenium	10 ST	7782-49-2	ug/l	2.8 U	1.7 U	1.5 U	NA	2.4 U	NA	NA	3.8 U
Silver	50 ST	7440-22-4	ug/l	0.9 U	0.77 B	1.6 U	NA	1 U	NA	NA	1.0 U
Sodium	20,000 ST	7440-23-5	ug/l	61,000	490,000	390,000	445,000	327,000	346,000	404,000	156,000
Thallium	0.5 GV	7440-28-0	ug/l	2.6 U	2.3 U	2.8 U	NA	4.2 U	NA	NA	3.0 B
Vanadium	-	7440-62-2	ug/l	1.2 U	0.7 U	1.7 U	NA	1.4 B	NA	NA	1.8 U
Zinc	2,000 ST	7440-66-6	ug/l	39	3.8 B	5.1	NA	190	NA	NA	33.2
Cyanide	200 ST	0057-12-5	ug/l	17	17	20.4	NA	30.4	NA	NA	29
Iron + Manganese	500 ST	-	ug/l	242	41.9	41.5	239.3	329.6	368.5	126.8	66.7

NOTES:

J: Estimated due to data validation criteria.

Concentration exceeds Standard/Guidance Value.

U: Analyzed for but not detected, value shown is instrument detection limit.

NA: Not analyzed.

B: Concentration is above instrument detection limit but below contract required detection limit.

U*: Result qualified as non-detect based on validation criteria

ST: Standard.

GV: Guidance value.

SONIA ROAD LANDFILL
 POST CLOSURE GROUNDWATER MONITORING PROGRAM
 HISTORIC AND CURRENT SAMPLE RESULTS
 INORGANIC PARAMETERS

CONSTITUENT	NYSDEC Class GA Groundwater Standards/ Guidance Values	CAS #	DATE: SITE: UNITS:	MW-01D 11/10/2003 (ug/l)	MW-01D 2/26/2004 (ug/l)	MW-01D 5/20/2004 (ug/l)	MW-01D 8/19/2004 (ug/l)	MW-01D 11/8/2004 (ug/l)	MW-01D 2/28/2005 (ug/l)	MW-01D 5/25/2005 (ug/l)	MW-01D 8/24/2005 (ug/l)
Aluminum	-	7429-90-5	NA	NA	52.5 B	NA	NA	NA	143 B	NA	NA
Antimony	3 GV	7440-36-0	NA	NA	2.4 U	NA	NA	NA	3.6 U	NA	NA
Arsenic	25 ST	7440-38-2	NA	NA	3.6 U	NA	NA	NA	2.5 U	NA	NA
Barium	1,000 ST	7440-39-3	NA	NA	123 B	NA	NA	NA	284	NA	NA
Beryllium	3 GV	7440-41-7	NA	NA	0.2 U	NA	NA	NA	0.19 U	NA	NA
Boron	1,000 ST	7440-42-8	NA	NA	173 B	NA	NA	NA	158	NA	NA
Cadmium	5 ST	7440-43-9	0.3 U	0.20 U	0.3 U	0.30 U	0.30 U	0.23 U	0.23 U	0.74 B	0.65 U
Calcium	-	7440-70-2	1,420 B	19,500	27,800	61,300	62,800	57,100	49,800	38,500	38,500
Chromium Hexavalent	50 ST	18540-29-9	NA	NA	20 U	NA	NA	NA	20 U	NA	NA
Chromium Total	50 ST	7440-47-3	NA	NA	0.63 B	NA	NA	NA	0.63 U	NA	NA
Cobalt	-	7440-48-4	NA	NA	7.2 B	NA	NA	NA	12.4 B	NA	NA
Copper	200 ST	7440-50-8	NA	NA	3.6 B	NA	NA	NA	1.1 U	NA	NA
Iron	300 ST	7439-89-6	119	79.6 B	96.9 B	61.7 B	22.3 B	59.1 B	64.9 B	192	192
Lead	25 ST	7439-92-1	2.5 B	1.6 U	1.2 U	1.2 U	1.1 U	1.1 U	1.7 U	1.7 U	1.7 U
Magnesium	35,000 GV	7439-95-4	504 B	6,270	9,620	17,700	16,300	12,700	10,200	8,020	8,020
Manganese	300 ST	7439-96-5	3.6 B	9.3 B	17.6	22.5	21	23.4	21.7	28.5	28.5
Mercury	0.7 ST	7439-97-6	NA	NA	0.1 U	NA	NA	NA	0.10 U	NA	NA
Nickel	100 ST	7440-02-0	NA	NA	5.1 B	NA	NA	NA	17.4 B	NA	NA
Potassium	-	7440-09-7	1,380 B	5,480	7,230	12,200	13,700	15,300	9,870	8,800	8,800
Selenium	10 ST	7782-49-2	NA	NA	2.1 U	NA	NA	NA	3 U	NA	NA
Silver	50 ST	7440-22-4	NA	NA	0.5 U	NA	NA	NA	0.86 B	NA	NA
Sodium	20,000 ST	7440-23-5	103,000	416,000	448,000	569,000	693,000	826,000	711,000	635,000	635,000
Thallium	0.5 GV	7440-28-0	NA	NA	2.8 U	NA	NA	NA	3.7 B	NA	NA
Vanadium	-	7440-62-2	NA	NA	1.7 U	NA	NA	NA	1.8 U	NA	NA
Zinc	2,000 ST	7440-66-6	NA	NA	32.4	NA	NA	NA	50.9	NA	NA
Cyanide	200 ST	0057-12-5	NA	NA	10 U	NA	NA	NA	18	NA	NA
Iron + Manganese	500 ST*	-	122.6	88.9	114.5	84.2	43.3	82.5	86.6	220.5	220.5

NOTES:

J: Estimated due to data validation criteria.

K: Concentration exceeds Standard/Guidance Value.

U: Analyzed for but not detected, value shown is instrument detection limit.

NA: Not analyzed.

B: Concentration is above instrument detection limit but below contract required detection limit.

U*: Result qualified as non-detect based on validation criteria

ST: Standard.

GV: Guidance value.

**SONIA ROAD LANDFILL
POST CLOSURE GROUNDWATER MONITORING PROGRAM
HISTORIC AND CURRENT SAMPLE RESULTS
INORGANIC PARAMETERS**

CONSTITUENT	NYSDEC Class GA Groundwater Standards/ Guidance Values	CAS #	SITE: DATE:	MW-01D (ug/l)	MW-01D 2/24/2006 (ug/l)	MW-01D 5/17/2006 (ug/l)	MW-01D 8/9/2006 (ug/l)	MW-01D 11/28/2006 (ug/l)	MW-01D 2/21/2007 (ug/l)	MW-01D 5/25/2007 (ug/l)	MW-01D 8/17/2007 (ug/l)
Aluminum	-	7429-90-5	11/28/2005 ug/l	NA	NA	NA	NA	1.290	1.290	121 B	NA
Antimony	3 GV	7440-36-0	11/28/2005 ug/l	NA	NA	NA	NA	3.2 U	3.2 U	1.9 B	NA
Arsenic	25 ST	7440-38-2	11/28/2005 ug/l	NA	NA	NA	NA	2.9 U	2.9 U	2.0 U	NA
Barium	1,000 ST	7440-39-3	11/28/2005 ug/l	NA	NA	NA	NA	260	114 B	284	NA
Beryllium	3 GV	7440-41-7	11/28/2005 ug/l	NA	NA	NA	NA	0.50 B	0.17 U	0.71 B	NA
Boron	1,000 ST	7440-42-8	11/28/2005 ug/l	NA	NA	NA	NA	125 B	85.0 B	166	NA
Cadmium	5 ST	7440-43-9	11/28/2005 ug/l	0.3 U	0.46 B	0.34 U	0.94 B	0.78 B	1.2 B	0.39 B	0.80 B
Calcium	-	7440-70-2	11/28/2005 ug/l	35,900	35,800	36,100	37,700	53,100	33,800	58,800	51,900
Chromium Hexavalent	50 ST	18540-29-9	11/28/2005 ug/l	NA	NA	NA	NA	0.02 U	0.02 U	NA	NA
Chromium Total	50 ST	7440-47-3	11/28/2005 ug/l	NA	NA	NA	NA	0.50 B	2.3 B	0.33 U	NA
Cobalt	-	7440-48-4	11/28/2005 ug/l	NA	NA	NA	NA	29.1 B	14.5 B	21.6 B	NA
Copper	200 ST	7440-50-8	11/28/2005 ug/l	NA	NA	NA	NA	5.0 B	11.2 B	0.44 U	NA
Iron	300 ST	7439-89-6	11/28/2005 ug/l	53.9 B	83.5 B	58.0 B	74.2 B	147	1,470	53.1 B	74.8 B
Lead	25 ST	7439-92-1	11/28/2005 ug/l	1.6 U	1.3 U	1.9 U	1.9 U	1.5 U	12.7	1.1 U	1.7 U
Magnesium	35,000 GV	7439-95-4	11/28/2005 ug/l	7,250	7,570	7,600	8,340	14,000	8,340	15,800	12,100
Manganese	300 ST	7439-96-5	11/28/2005 ug/l	31.2	47.9	65.8	105	310	118	882	1,570
Mercury	0.7 ST	7439-97-6	11/28/2005 ug/l	NA	NA	NA	NA	0.1 U	0.10 U	NA	NA
Nickel	100 ST	7440-02-0	11/28/2005 ug/l	NA	NA	NA	NA	14.4 B	6.9 B	15.8 B	NA
Potassium	-	7440-09-7	11/28/2005 ug/l	7,840	11,000	8,880	10,600	13,400	23,800	12,700	10,400
Selenium	10 ST	7782-49-2	11/28/2005 ug/l	NA	NA	NA	NA	2.0 B	3.4 B	3.0 U	NA
Silver	50 ST	7440-22-4	11/28/2005 ug/l	NA	NA	NA	NA	0.71 B	0.40 B	1.3 B	NA
Sodium	20,000 ST	7440-23-5	11/28/2005 ug/l	727,000	750,000	158,000	791,000	965,000	457,000	950,000	U*
Thallium	0.5 GV	7440-28-0	11/28/2005 ug/l	NA	NA	NA	NA	2.9 U	3.4 B	2.2 U	NA
Vanadium	-	7440-62-2	11/28/2005 ug/l	NA	NA	NA	NA	1.4 U	3.1 B	1.1 U	NA
Zinc	2,000 ST	7440-66-6	11/28/2005 ug/l	NA	NA	NA	NA	59.2	346	U*	NA
Cyanide	200 ST	0057-12-5	11/28/2005 ug/l	NA	NA	NA	NA	65.5	10.0 U	NA	NA
Iron + Manganese	500 ST*	-	11/28/2005 ug/l	85.1	131.4	123.8	179.2	457	1,588	935.1	1,644.8

NOTES:

- J: Estimated due to data validation criteria.
- ST: Standard.
- U: Analyzed for but not detected, value shown is instrument detection limit.
- GV: Guidance value.
- NA: Not analyzed.
- B: Concentration is above instrument detection limit but below contract required detection limit.
- U*: Result qualified as non-detect based on validation criteria.

**SONIA ROAD LANDFILL
POST CLOSURE GROUNDWATER MONITORING PROGRAM
HISTORIC AND CURRENT SAMPLE RESULTS
INORGANIC PARAMETERS**

CONSTITUENT	NYSDEC Class GA Groundwater Standards/ Guidance Values	CAS #	SITE: DATE: UNITS:	MW-01D 11/9/2007 (ug/l)	MW-01D 2/11/2008 (ug/l)	MW-01D 5/15/2008 (ug/l)	MW-01D 8/5/2008 (ug/l)	MW-01D 11/3/2008 (ug/l)	MW-01D 2/24/2009 (ug/l)
Aluminum	-	7429-90-5	ug/l	NA	NA	NA	NA	75.1 B	NA
Antimony	3 GV	7440-36-0	ug/l	NA	NA	NA	NA	2.3 U	NA
Arsenic	25 ST	7440-38-2	ug/l	NA	NA	NA	NA	1.8 U	NA
Barium	1,000 ST	7440-39-3	ug/l	NA	NA	NA	NA	59.8 B	NA
Beryllium	3 GV	7440-41-7	ug/l	NA	NA	NA	NA	0.10 B	NA
Boron	1,000 ST	7440-42-8	ug/l	NA	NA	NA	NA	54.5 BN	NA
Cadmium	5 ST	7440-43-9	ug/l	2.0 B	0.32 U	0.27 U	0.27 U	0.35 U	0.35 U
Calcium	-	7440-70-2	ug/l	5,160	24,200	11,900	5,180	3,420 B	3,680 B
Chromium Hexavalent	50 ST	18540-29-9	ug/l	NA	NA	NA	NA	1.1 B	NA
Chromium Total	50 ST	7440-47-3	ug/l	NA	NA	NA	NA	0.02 U	NA
Cobalt	-	7440-48-4	ug/l	NA	NA	NA	NA	1.9 B	NA
Copper	200 ST	7440-50-8	ug/l	NA	NA	NA	NA	3.1 B	NA
Iron	300 ST	7439-89-6	ug/l	1,280	97.2 B	180	276	78.6 B	69.6 B
Lead	25 ST	7439-92-1	ug/l	4.9 J	1.5 B	2.3 U	2.3 U	1.3 U	1.3 U
Magnesium	35,000 GV	7439-95-4	ug/l	1,320 B	5,250	2,840 B	1,330 B	811 B	892 B
Manganese	300 ST	7439-96-5	ug/l	106	990	352	184	126	137
Mercury	0.7 ST	7439-97-6	ug/l	NA	NA	NA	NA	0.13 U	NA
Nickel	100 ST	7440-02-0	ug/l	NA	NA	NA	NA	1.7 B	NA
Potassium	-	7440-09-7	ug/l	33,400 J	33,400 J	2,360 B	2,040 B	1,550 B	1,750 B
Selenium	10 ST	7782-49-2	ug/l	NA	NA	NA	NA	1.9 UN	NA
Silver	50 ST	7440-22-4	ug/l	NA	NA	NA	NA	0.54 U	NA
Sodium	20,000 ST	7440-23-5	ug/l	23,700	462,000	250,000	159,000	150,000	130,000
Thallium	0.5 GV	7440-28-0	ug/l	NA	NA	NA	NA	4.0 B	NA
Vanadium	-	7440-62-2	ug/l	NA	NA	NA	NA	0.74 U	NA
Zinc	2,000 ST	7440-66-6	ug/l	NA	NA	NA	NA	8.3 B	NA
Cyanide	200 ST	0057-12-5	ug/l	NA	NA	NA	NA	10.0 U	NA
Iron + Manganese	500 ST*	-	ug/l	1,386	1,087.2	532	460	204.6	206.6

NOTES:

J: Estimated due to data validation criteria.

U: Analyzed for but not detected, value shown is instrument detection limit.

NA: Not analyzed.

B: Concentration is above instrument detection limit but below contract required detection limit.

U*: Result qualified as non-detect based on validation criteria

ST: Standard.

GV: Guidance value.

**SONIA ROAD LANDFILL
POST CLOSURE GROUNDWATER MONITORING PROGRAM
HISTORIC AND CURRENT SAMPLE RESULTS
INORGANIC PARAMETERS**

CONSTITUENT	NYSDEC Class GA Groundwater Standards/ Guidance Values	CAS #	MW-011 10/24/1997 (ug/l)	MW-011 11/30/2000 (ug/l)	MW-011 1/30/2001 (ug/l)	MW-011 8/21/2002 (ug/l)	MW-011 11/20/2002 (ug/l)	MW-011 3/5/2003 (ug/l)	MW-011 6/3/2003 (ug/l)	MW-011 8/21/2003 (ug/l)
Aluminum	-	7429-90-5	60.8	12.5 B	27.7	NA	19 B	NA	NA	13.9 U
Antimony	3 GV	7440-36-0	3 U	1.7 U	12.3 U	NA	3.1 U	NA	NA	3.5 U
Arsenic	25 ST	7440-38-2	2.4 U	2.5 U	1.9 U	NA	4.5 U	NA	NA	3.2 U
Barium	1,000 ST	7440-39-3	93.2	4.3 B	7.8	NA	26.2 B	NA	NA	38.9 B
Beryllium	3 GV	7440-41-7	0.1	0.1 U	0.1 U	NA	0.40 U	NA	NA	0.2 U
Boron	1,000 ST	7440-42-8	NA	65.8 B	94.3	NA	68.1 B	NA	NA	176
Cadmium	5 ST	7440-43-9	0.3 U	0.4 U	0.2 U	0.21 B	0.50 U	0.16 B	0.10 U	0.30 U
Calcium	-	7440-70-2	7,510	723 B	1,350	4,840 B	10,200	5,850	2,520 B	13,200
Chromium Hexavalent	50 ST	18540-29-9	20 U	20 U	20 U	NA	20 U	NA	NA	20 U
Chromium Total	50 ST	7440-47-3	0.4 U	3.5 U	0.6 U	NA	0.80 U	NA	NA	0.70 U
Cobalt	-	7440-48-4	2.7	2.2 B	1.7 U	NA	5.7 B	NA	NA	5.8 B
Copper	200 ST	7440-50-8	0.93	2.1 B	1.7	NA	2.0 B	NA	NA	1.1 U
Iron	300 ST	7439-89-6	80.1	13.3 B	22.8	242	78.8 B	105	45.2 B	23.6 U
Lead	25 ST	7439-92-1	1	1.4 U	1.1 U	1.3 B	1.4 U	1.5 U	1.6 B	0.80 U
Magnesium	35,000 GV	7439-95-4	3,720	154 B	266	904 B	1,910 B	1,160 B	439	2,490 B
Manganese	300 ST	7439-96-5	286	1.3 B	3.9	32.4	24	16.5	7.4 B	24.4
Mercury	0.7 ST	7439-97-6	0.1 U	0.1 U	0.1 U	NA	0.10 U	NA	NA	0.10 U
Nickel	100 ST	7440-02-0	5.1	1.9 U	1.4 U	NA	8.2 B	NA	NA	6.1 B
Potassium	-	7440-09-7	4,250	951 B	1,510	1,370 B	1,770 B	1,970 B	1,250 B	2,700 B
Selenium	10 ST	7782-49-2	2.8 U	1.7 U	1.5 U	NA	2.4 U	NA	NA	3.8 U
Silver	50 ST	7440-22-4	0.9 U	0.5 U	2.6	NA	1 U	NA	NA	1.0 U
Sodium	20,000 ST	7440-23-5	120,000	50,600	68,000	16,100	43,000	64,400	37,000	83,500
Thallium	0.5 GV	7440-28-0	2.6 U	2.3 U	2.8 U	NA	4.2 U	NA	NA	3.4 B
Vanadium	-	7440-62-2	1.2 U	0.7 U	1.7	NA	0.60 U	NA	NA	1.8 U
Zinc	2,000 ST	7440-66-6	29.5	2.2 U	8.6	NA	27.6	NA	NA	3.4 B
Cyanide	200 ST	0057-12-5	10 U	10 U	5 U	NA	10 U	NA	NA	10 U
Iron + Manganese	500 ST	-	366.1	14.6	26.7	274.4	102.8	121.5	52.6	48

NOTES:

- J: Estimated due to data validation criteria.
- K: Concentration exceeds Standard/Guidance Value.
- U: Analyzed for but not detected, value shown is instrument detection limit.
- NA: Not analyzed.
- B: Concentration is above instrument detection limit but below contract required detection
- U*: Result qualified as non-detect based on validation criteria

ST: Standard.
GV: Guidance value.

**SONIA ROAD LANDFILL
POST CLOSURE GROUNDWATER MONITORING PROGRAM
HISTORIC AND CURRENT SAMPLE RESULTS
INORGANIC PARAMETERS**

CONSTITUENT	NYSDEC Class GA Groundwater Standards/ Guidance Values	CAS #	MW-011	MW-011	MW-011	MW-011	MW-011	MW-011	MW-011	MW-011	MW-011
			11/10/2003 (ug/l)	2/26/2004 (ug/l)	5/20/2004 (ug/l)	8/19/2004 (ug/l)	11/8/2004 (ug/l)	2/28/2005 (ug/l)	5/25/2005 (ug/l)	8/24/2005 (ug/l)	
Aluminum	-	7429-90-5	NA	NA	21.5 B	NA	NA	99.2 B	NA	NA	NA
Antimony	3 GV	7440-36-0	NA	NA	2.4 U	NA	NA	3.6 U	NA	NA	NA
Arsenic	25 ST	7440-38-2	NA	NA	3.6 U	NA	NA	2.5 U	NA	NA	NA
Barium	1,000 ST	7440-39-3	NA	NA	9.2 B	NA	NA	17.3 B	NA	NA	NA
Beryllium	3 GV	7440-41-7	NA	NA	0.2 U	NA	NA	0.19 U	NA	NA	NA
Boron	1,000 ST	7440-42-8	NA	NA	2.9 B	NA	NA	299	NA	NA	NA
Cadmium	5 ST	7440-43-9	0.30 U	0.20 U	0.3 U	0.30 U	0.23 U	0.35 B	0.65 U	0.65 U	0.65 U
Calcium	-	7440-70-2	25,100	17,300	2720 B	6,790	5,700	13,000	10,500	10,500	7,890
Chromium Hexavalent	50 ST	18540-29-9	NA	NA	20 U	NA	NA	20 U	NA	NA	NA
Chromium Total	50 ST	7440-47-3	NA	NA	0.6 U	NA	NA	1.4 B	NA	NA	NA
Cobalt	-	7440-48-4	NA	NA	11 B	NA	NA	5.7 B	NA	NA	NA
Copper	200 ST	7440-50-8	NA	NA	3.6 B	NA	NA	15.6 B	NA	NA	NA
Iron	300 ST	7439-89-6	44.1 B	31.6 B	82.6 B	48.9 B	30.6 B	99.4 B	37.2 B	37.2 B	43.4 B
Lead	25 ST	7439-92-1	1.2 B	1.6 U	1.2 U	1.2 U	1.1 U	1.6 B	1.7 U	1.7 U	1.7 U
Magnesium	35,000 GV	7439-95-4	4,750 B	3,560 B	559 B	1,710 B	1,320 B	3,010 B	2,430 B	2,430 B	1,860 B
Manganese	300 ST	7439-96-5	71.2	70.6	16	51.6	13.6	33.3	63.2	63.2	147
Mercury	0.7 ST	7439-97-6	NA	NA	0.1 U	NA	NA	0.10 U	NA	NA	NA
Nickel	100 ST	7440-02-0	NA	NA	7.4 B	NA	NA	6.4 B	NA	NA	NA
Potassium	-	7440-09-7	3040 B	3,860	1,640 B	1,900 B	2,180 B	2,700 B	2,630 B	2,630 B	1,950 B
Selenium	10 ST	7782-49-2	NA	NA	2.1 U	NA	NA	3 U	NA	NA	NA
Silver	50 ST	7440-22-4	NA	NA	0.5 U	NA	NA	0.85 B	NA	NA	NA
Sodium	20,000 ST	7440-23-5	49,900	74,100	33,800	27,400	29,700	20,900	13,700	13,700	12,000
Thallium	0.5 GV	7440-28-0	NA	NA	2.8 U	NA	NA	2.7 U	NA	NA	NA
Vanadium	-	7440-62-2	NA	NA	1.7 U	NA	NA	1.8 U	NA	NA	NA
Zinc	2,000 ST	7440-66-6	NA	NA	13.3 B	NA	NA	89	NA	NA	NA
Cyanide	200 ST	0057-12-5	NA	NA	10 U	NA	NA	10 U	NA	NA	NA
Iron + Manganese	500 ST*	-	115.3	102.2	98.6	100.5	44.2	132.7	100.4	100.4	190.4

NOTES:

- J: Estimated due to data validation criteria.
- [Shaded Cell]: Concentration exceeds Standard/Guidance Value.
- U: Analyzed for but not detected, value shown is instrument detection limit.
- NA: Not analyzed.
- B: Concentration is above instrument detection limit but below contract required detection
- U*: Result qualified as non-detected based on validation criteria

ST: Standard.
GV: Guidance value.

Appendix A-2

SONIA ROAD LANDFILL
 POST CLOSURE GROUNDWATER MONITORING PROGRAM
 HISTORIC AND CURRENT SAMPLE RESULTS
 INORGANIC PARAMETERS

CONSTITUENT	NYSDEC Class GA Groundwater Standards/ Guidance Values	CAS #	MW-011 11/28/2005 (ug/l)	MW-011 2/24/2006 (ug/l)	MW-011 5/17/2006 (ug/l)	MW-011 8/8/2006 (ug/l)	MW-011 11/28/2006 (ug/l)	MW-011 2/71/2007 (ug/l)	MW-011 5/25/2007 (ug/l)	MW-011 8/15/2007 (ug/l)
Aluminum	-	7429-90-5	NA	NA	NA	33.1 B	37.5 B	104 B	104 B	NA
Antimony	3 GV	7440-36-0	NA	NA	NA	3.2 U	3.2 U	1.6 U	1.6 U	NA
Arsenic	25 ST	7440-38-2	NA	NA	NA	2.9 U	2.9 U	2.0 U	2.0 U	NA
Barium	1,000 ST	7440-39-3	NA	NA	NA	14.7 B	13.4 B	14.0 B	14.0 B	NA
Beryllium	3 GV	7440-41-7	NA	NA	NA	0.17 U	0.17 U	0.55 B	0.55 B	NA
Boron	1,000 ST	7440-42-8	NA	NA	NA	269 B	304 B	237	237	NA
Cadmium	5 ST	7440-43-9	0.43 U	0.26 U	0.34 U	0.34 U	0.28 U	0.55 B	0.16 U	0.25 B
Calcium	-	7440-70-2	7,910	7,190	7,260	13,500	13,200	13,400	13,100	12,300
Chromium Hexavalent	50 ST	18540-29-9	NA	NA	NA	NA	0.02 U	0.02 U	NA	NA
Chromium Total	50 ST	7440-47-3	NA	NA	NA	NA	0.50 U	0.50 U	0.33 U	NA
Cobalt	-	7440-48-4	NA	NA	NA	NA	7.1 B	8.9 B	5.2 B	NA
Copper	200 ST	7440-50-8	NA	NA	NA	NA	2.2 B	10 B	U*	NA
Iron	300 ST	7439-89-6	20 B	52.0 B	24.7 B	63.8 B	21.3 B	112	102	8.5 B
Lead	25 ST	7439-92-1	1.6 B	1.3 U	1.9 U	1.9 U	1.5 U	1.9 B	1.1 U	1.1 U
Magnesium	35,000 GV	7439-95-4	1,870 B	1,740 B	1,580 B	2,910 B	3,100 B	3,280 B	3,160 B	3,390 B
Manganese	300 ST	7439-96-5	133	135	217	474	484	121	81.9	456.5
Mercury	0.7 ST	7439-97-6	NA	NA	NA	NA	0.1U	0.10 U	NA	NA
Nickel	100 ST	7440-02-0	NA	NA	NA	NA	6.9 B	8.1 B	3.9 B	NA
Potassium	-	7440-09-7	2,160 B	2,730 B	1,960 B	2,980 B	2,170 B	2,840 B	2,280 B	1,960 B
Selenium	10 ST	7782-49-2	NA	NA	NA	NA	1.7 U	1.7 U	3.0 U	NA
Silver	50 ST	7440-22-4	NA	NA	NA	NA	0.38 U	0.38 U	0.51 B	NA
Sodium	20,000 ST	7440-23-5	15,500	18,100	17,500	10,400	12,400	13,900	12,400	U*
Thallium	0.5 GV	7440-28-0	NA	NA	NA	NA	2.9 U	2.9 U	2.2 U	NA
Vanadium	-	7440-62-2	NA	NA	NA	NA	1.4 U	1.4 U	1.1 U	NA
Zinc	2,000 ST	7440-66-6	NA	NA	NA	NA	47.7	48.3	U*	NA
Cyanide	200 ST	0057-12-5	NA	NA	NA	NA	10.0 U	10.0 U	NA	NA
Iron + Manganese	500 ST*	-	153	187	231.7	537.8	505.3	233	183.9	456.5

NOTES:

- J: Estimated due to data validation criteria.
- ST: Standard.
- U: Analyzed for but not detected, value shown is instrument detection limit.
- GV: Guidance value.
- NA: Not analyzed.
- B: Concentration is above instrument detection limit but below contract required detection
- U*: Result qualified as non-detect based on validation criteria

**SONIA ROAD LANDFILL
POST CLOSURE GROUNDWATER MONITORING PROGRAM
HISTORIC AND CURRENT SAMPLE RESULTS
INORGANIC PARAMETERS**

CONSTITUENT	NYSDEC Class CA Groundwater Standards/ Guidance Values	CAS #	MW-011 11/9/2007 (ug/l)	MW-011 2/11/2008 (ug/l)	MW-011 5/15/2008 (ug/l)	MW-011 8/5/2008 (ug/l)	MW-011 11/3/2008 (ug/l)	MW-011 2/24/2009 (ug/l)
Aluminum	-	7429-90-5	NA	NA	NA	NA	8.7 U	NA
Antimony	3 GV	7440-36-0	NA	NA	NA	NA	2.3 U	NA
Arsenic	25 ST	7440-38-2	NA	NA	NA	NA	1.8 U	NA
Barium	1,000 ST	7440-39-3	NA	NA	NA	NA	6.7 B	NA
Beryllium	3 GV	7440-41-7	NA	NA	NA	NA	0.096 U	NA
Boron	1,000 ST	7440-42-8	NA	NA	NA	NA	62.8 BN	NA
Cadmium	5 ST	7440-43-9	0.55 B	0.32 U	0.45 B	0.27 U	0.35 U	0.35 U
Calcium	-	7440-70-2	9,220	12,200	13,600	8,380	6,510	6,160
Chromium Hexavalent	50 ST	18540-29-9	NA	NA	NA	NA	0.41 U	NA
Chromium Total	50 ST	7440-47-3	NA	NA	NA	NA	0.02 U	NA
Cobalt	-	7440-48-4	NA	NA	NA	NA	0.88 U	NA
Copper	200 ST	7440-50-8	NA	NA	NA	NA	1.5 B	NA
Iron	300 ST	7439-89-6	122	24.2 U	31.7 B	21.4 B	27.6 B	13.3 B
Lead	25 ST	7439-92-1	1.5 JB	1.4 U	2.3 U	2.3 U	1.3 U	1.3 U
Magnesium	35,000 GV	7439-95-4	2,800	3,420 B	3,960 B	2,280 B	1,830 B	1,740 B
Manganese	300 ST	7439-96-5	178	463	343	356	148	64.8
Mercury	0.7 ST	7439-97-6	NA	NA	NA	NA	14.5	NA
Nickel	100 ST	7440-02-0	NA	NA	NA	NA	1.7 B	NA
Potassium	-	7440-09-7	2,020 J	1,650 B	1,950 B	1,970 B	1,390 B	1,130 B
Selenium	10 ST	7782-49-2	NA	NA	NA	NA	1.9 UN	NA
Silver	50 ST	7440-22-4	NA	NA	NA	NA	0.34 U	NA
Sodium	20,000 ST	7440-23-5	10,200	12,300	15,400	11,400	8,450	6,950
Thallium	0.5 GV	7440-28-0	NA	NA	NA	NA	4.2 B	NA
Vanadium	-	7440-62-2	NA	NA	NA	NA	0.74 U	NA
Zinc	2,000 ST	7440-66-6	NA	NA	NA	NA	9.9 B	NA
Cyanide	200 ST	0057-12-5	NA	NA	NA	NA	10.0 U	NA
Iron + Manganese	500 ST*	-	300	487.2	375	357.4	175.6	78.1

NOTES:

- J: Estimated due to data validation criteria.
- K: Concentration exceeds Standard/Guidance Value.
- U: Analyzed for but not detected, value shown is instrument detection limit.
- NA: Not analyzed.
- B: Concentration is above instrument detection limit but below contract required detection
- U*: Result qualified as non-detect based on validation criteria

ST: Standard.
GV: Guidance value.

SONIA ROAD LANDFILL
 POST CLOSURE GROUNDWATER MONITORING PROGRAM
 HISTORIC AND CURRENT SAMPLE RESULTS
 INORGANIC PARAMETERS

CONSTITUENT	NYSDEC Class GA Groundwater Standards/ Guidance Values	CAS #	MW-01S	MW-01S	MW-01S	MW-01S	MW-01S	MW-01S	MW-01S	MW-01S	MW-01S	MW-01S
			10/24/1997 (ug/l)	11/30/2000 (ug/l)	1/29/2001 (ug/l)	8/21/2002 (ug/l)	11/20/2002 (ug/l)	3/5/2003 (ug/l)	6/3/2003 (ug/l)	8/21/2003 (ug/l)		
Aluminum	-	7429-90-5	378	21 B	32.1	NA	101 B	NA	NA	NA	NA	30.7 B
Antimony	3 GV	7440-36-0	3.0 U	1.7 U	12.3 U	NA	3.1 U	NA	NA	NA	NA	3.5 U
Arsenic	2.5 ST	7440-38-2	2.5	2.5 U	5.9	NA	4.5 U	NA	NA	NA	NA	3.2 U
Barium	1,000 ST	7440-39-3	75.5	52.7 B	58	NA	67.4 B	NA	NA	NA	NA	66.9 B
Beryllium	3 GV	7440-41-7	0.2	0.1 U	0.1 U	NA	0.40 U	NA	NA	NA	NA	0.20 U
Boron	1,000 ST	7440-42-8	NA	622	553	NA	271	NA	NA	NA	NA	140
Cadmium	5 ST	7440-43-9	0.3 U	0.4 U	0.2 U	0.10 U	0.50 U	0.10 U	0.10 U	0.10 U	0.10 U	0.30 U
Calcium	-	7440-70-2	93,000	53,000	63,900	65,400	82,400	87,700	81,200	87,700	81,200	92,000
Chromium Hexavalent	50 ST	18540-29-9	20 U	20 U	20 U	NA	20 U	NA	NA	NA	NA	20 U
Chromium Total	50 ST	7440-47-3	2.7	3.5 U	1.5	NA	1.1 B	NA	NA	NA	NA	0.70 U
Cobalt	-	7440-48-4	2.5	2.8 B	4.8	NA	5.4 B	NA	NA	NA	NA	3.4 B
Copper	200 ST	7440-50-8	3.2	1.5 U	2.4	NA	3.5 B	NA	NA	NA	NA	3.4 B
Iron	300 ST	7439-89-6	6,710	4,360	4,870	13,300	14,000	13,100	7,870	13,100	7,870	3,040
Lead	2.5 ST	7439-92-1	12.7	1.4 U	6.5	2.2 B	1.4 B	1.5 U	1.9 B	1.5 U	1.9 B	0.80 U
Magnesium	35,000 GV	7439-95-4	8,940	6010	7240	7,530	8,980	10,700	9,690	10,700	9,690	9,000
Manganese	300 ST	7439-96-5	944	1,220	2,210	1,850	2,740	2,670	925	2,670	925	814
Mercury	0.7 ST	7439-97-6	0.12	0.1 U	0.1 U	NA	0.10 U	NA	NA	NA	NA	0.10 U
Nickel	100 ST	7440-02-0	1.3 U	1.9 U	1.4 U	NA	1.2 B	NA	NA	NA	NA	4.6 B
Potassium	-	7440-09-7	10,000	16,200	15,700	8,380	11,000	9,900	13,600	9,900	13,600	9,910
Selenium	10 ST	7782-49-2	2.8 U	1.7 U	5.5 N	NA	2.4 U	NA	NA	NA	NA	3.8 U
Silver	50 ST	7440-22-4	0.9 U	0.58 B	1.6 U	NA	1 U	NA	NA	NA	NA	1.0 U
Sodium	20,000 ST	7440-23-5	51,400	35,400	33,700	29,400	38,100	49,600	82,800	49,600	82,800	43,500
Thallium	0.5 GV	7440-28-0	2.6 U	2.3 U	2.8 U	NA	4.2 U	NA	NA	NA	NA	3.0 B
Vanadium	-	7440-62-2	1.2	0.7 U	1.7 U	NA	0.65 B	NA	NA	NA	NA	1.8 U
Zinc	2,000 ST	7440-66-6	37	2.2 U	22.4	NA	40.6	NA	NA	NA	NA	66.9
Cyanide	200 ST	0057-12-5	10 U	10 U	5 U	NA	10 U	NA	NA	NA	NA	10 U
Iron + Manganese	500 ST	-	7,654	5,580	7,080	15,150	16,740	15,770	8,795	15,770	8,795	3,854

NOTES:

- J: Estimated due to data validation criteria.
- ST: Standard.
- GV: Guidance value.
- U: Analyzed for but not detected, value shown is instrument detection limit.
- NA: Not analyzed.
- B: Concentration is above instrument detection limit but below contract required detection
- U*: Result qualified as non-detect based on validation criteria

SONIA ROAD LANDFILL
 POST CLOSURE GROUNDWATER MONITORING PROGRAM
 HISTORIC AND CURRENT SAMPLE RESULTS
 INORGANIC PARAMETERS

CONSTITUENT	NYSDEC Class GA Groundwater Standards/ Guidance Values	CAS #	MW-01S 11/10/2003 (ug/l)	MW-01S 2/26/2004 (ug/l)	MW-01S 5/20/2004 (ug/l)	MW-01S 8/19/2004 (ug/l)	MW-01S 11/8/2004 (ug/l)	MW-01S 2/28/2005 (ug/l)	MW-01S 5/25/2005 (ug/l)	MW-01S 8/24/2005 (ug/l)
Aluminum	-	7429-90-5	NA	NA	30.3 B	NA	NA	67 B	NA	NA
Antimony	3 GV	7440-36-0	NA	NA	2.4 U	NA	NA	3.6 U	NA	NA
Arsenic	25 ST	7440-38-2	NA	NA	3.6 U	NA	NA	2.5 U	NA	NA
Barium	1,000 ST	7440-39-3	NA	NA	46.1 B	NA	NA	45.9 B	NA	NA
Beryllium	3 GV	7440-41-7	NA	NA	0.2 U	NA	NA	0.19 U	NA	NA
Boron	1,000 ST	7440-42-8	NA	NA	168 B	NA	NA	152	NA	NA
Cadmium	5 ST	7440-43-9	0.30 U	0.20 U	0.3 U	0.30 U	0.23 U	0.34 B	0.65 U	0.65 U
Calcium	-	7440-70-2	133,000	93,100	83,800	88,500	79,900	77,400	80,100	66,500
Chromium Hexavalent	50 ST	18540-29-9	NA	NA	20 U	NA	NA	20 U	NA	NA
Chromium Total	50 ST	7440-47-3	NA	NA	1.8 B	NA	NA	1.0 B	NA	NA
Cobalt	-	7440-48-4	NA	NA	5.2 B	NA	NA	4.8 B	NA	NA
Copper	200 ST	7440-50-8	NA	NA	3.3 B	NA	NA	1.5 B	NA	NA
Iron	300 ST	7439-89-6	4,890	5,400	7,980	6,480	7,210	5,950	7,570	6,070
Lead	25 ST	7439-92-1	1.1 U	1.6 U	1.3 B	1.2 U	1.1 U	1.1 U	3.2	2.4 B
Magnesium	35,000 GV	7439-95-4	14,000	13,300	9,930	10,100	9,680	10,200	9,940	7,950
Manganese	300 ST	7439-96-5	969	1,900	2,280	2,400	2,630	1,970	2,470	1,330
Mercury	0.7 ST	7439-97-6	NA	NA	0.1 U	NA	NA	0.10 U	NA	NA
Nickel	100 ST	7440-02-0	NA	NA	2.2 B	NA	NA	1.8 B	NA	NA
Potassium	-	7440-09-7	16,600	8,380	8,960	10,700	11,400	10,100	10,800	9,530
Selenium	10 ST	7782-49-2	NA	NA	2.6 B	NA	NA	3.0 U	NA	NA
Silver	50 ST	7440-22-4	NA	NA	0.5 U	NA	NA	0.75 U	NA	NA
Sodium	20,000 ST	7440-23-5	90,400	62,800	45,700	47,200	64,700	58,500	73,400	60,600
Thallium	0.5 GV	7440-28-0	NA	NA	2.8 U	NA	NA	2.7 U	NA	NA
Vanadium	-	7440-62-2	NA	NA	1.7 U	NA	NA	1.8 U	NA	NA
Zinc	2,000 ST	7440-66-6	NA	NA	40.7	NA	NA	72	NA	NA
Cyanide	200 ST	0057-12-5	NA	NA	10 U	NA	NA	10 U	NA	NA
Iron + Manganese	500 ST*	-	5,859	7,200	10,260	8,880	9,840	7,920	10,040	7,400

NOTES:

J: Estimated due to data validation criteria.

K: Concentration exceeds Standard/Guidance Value.

U: Analyzed for but not detected, value shown is instrument detection limit.

NA: Not analyzed.

B: Concentration is above instrument detection limit but below contract required detection

U*: Result qualified as non-detected based on validation criteria

ST: Standard.

GV: Guidance value.

SONIA ROAD LANDFILL
POST CLOSURE GROUNDWATER MONITORING PROGRAM
HISTORIC AND CURRENT SAMPLE RESULTS
INORGANIC PARAMETERS

CONSTITUENT	NYSDEC Class GA Groundwater Standards/ Guidance Values	CAS #	MW-01S										MW-01S 8/15/2007 (ug/l)
			11/28/2005 (ug/l)	2/24/2006 (ug/l)	5/17/2006 (ug/l)	8/8/2006 (ug/l)	11/28/2006 (ug/l)	2/21/2007 (ug/l)	5/25/2007 (ug/l)	MW-01S 5/25/2007 (ug/l)			
Aluminum	-	7429-90-5	NA	NA	NA	NA	43.7 B	19.2 B	188 B	NA	NA	NA	
Antimony	3 GV	7440-36-0	NA	NA	NA	NA	3.2 U	3.2 U	1.6 U	NA	NA	NA	
Arsenic	25 ST	7440-38-2	NA	NA	NA	NA	2.9 U	2.9 U	4.6 B	NA	NA	NA	
Barium	1,000 ST	7440-39-3	NA	NA	NA	NA	69.7 B	54.5 B	50.7 B	NA	NA	NA	
Beryllium	3 GV	7440-41-7	NA	NA	NA	NA	0.17 U	0.17 U	0.48 B	NA	NA	NA	
Boron	1,000 ST	7440-42-8	NA	NA	NA	NA	182 B	196 B	141	NA	NA	NA	
Cadmium	5 ST	7440-43-9	0.43 U	0.26 U	0.34 U	0.34 U	0.28 U	0.62 B	0.16 U	0.26 B	0.26 B	0.26 B	
Calcium	-	7440-70-2	58,500	98,000	91,700	73,000	100,000	99,800	78,900	68,300	68,300	68,300	
Chromium Hexavalent	50 ST	18540-29-9	NA	NA	NA	NA	0.02 U	0.02 U	NA	NA	NA	NA	
Chromium Total	50 ST	7440-47-3	NA	NA	NA	NA	0.50 U	0.50 U	0.88 B	NA	NA	NA	
Cobalt	-	7440-48-4	NA	NA	NA	NA	5.6 B	2.6 B	5.3 B	NA	NA	NA	
Copper	200 ST	7440-50-8	NA	NA	NA	NA	4.2 B	4.4 B	U*	NA	NA	NA	
Iron	300 ST	7439-89-6	4,210	22,100	21,900	14,300	17,000	10,500	12,300	9,400	9,400	9,400	
Lead	25 ST	7439-92-1	3.5	1.3 U	4.6	1.9 U	1.5 U	1.5 U	1.1 U	1.1 U	1.1 U	1.1 U	
Magnesium	35,000 GV	7439-95-4	6,370	17,500	12,300	11,100	17,000	19,800	12,900	9,480	9,480	9,480	
Manganese	300 ST	7439-96-5	1,620	2,600	2,290	1,470	2,060	1,150	1,270	896	896	896	
Mercury	0.7 ST	7439-97-6	NA	NA	NA	NA	0.1 U	0.10 U	NA	NA	NA	NA	
Nickel	100 ST	7440-02-0	NA	NA	NA	NA	1.8 U	1.8 U	0.78 U	NA	NA	NA	
Potassium	-	7440-09-7	9,250	12,500	13,800	9,630	15,700	13,800	12,800	14,900	14,900	14,900	
Selenium	10 ST	7782-49-2	NA	NA	NA	NA	1.7 U	1.7 U	3.0 U	NA	NA	NA	
Silver	50 ST	7440-22-4	NA	NA	NA	NA	0.38 U	0.47 B	0.65 B	NA	NA	NA	
Sodium	20,000 ST	7440-23-5	41,600	67,700	79,600	63,000	75,700	74,900	81,400	U*	U*	U*	
Thallium	0.5 GV	7440-28-0	NA	NA	NA	NA	2.9 U	2.9 U	2.2 U	NA	NA	NA	
Vanadium	-	7440-62-2	NA	NA	NA	NA	1.4 U	1.4 U	1.1 U	NA	NA	NA	
Zinc	2,000 ST	7440-66-6	NA	NA	NA	NA	50.3	31.4	U*	NA	NA	NA	
Cyanide	200 ST	0057-12-5	NA	NA	NA	NA	10.0 U	25.7	NA	NA	NA	NA	
Iron + Manganese	500 ST*	-	5,930	24,700	23,190	15,770	19,060	11,650	13,570	10,296	10,296	10,296	

NOTES:

J: Estimated due to data validation criteria.

K: Concentration exceeds Standard/Guidance Value.

L: Analyzed for but not detected, value shown is instrument detection limit.

NA: Not analyzed.

B: Concentration is above instrument detection limit but below contract required detection

U*: Result qualified as non-detect based on validation criteria

ST: Standard.

GV: Guidance value.

**SONIA ROAD LANDFILL
POST CLOSURE GROUNDWATER MONITORING PROGRAM
HISTORIC AND CURRENT SAMPLE RESULTS
INORGANIC PARAMETERS**

CONSTITUENT	NYSDEC Class GA Groundwater Standards/ Guidance Values	CAS #	MW-01S 11/9/2007 (ug/l)	MW-01S 2/11/2008 (ug/l)	MW-01S 5/15/2008 (ug/l)	MW-01S 8/5/2008 (ug/l)	MW-01S 11/3/2008 (ug/l)	MW-01S 2/24/2009 (ug/l)
Aluminum	-	7429-90-5	NA	NA	NA	NA	63.5 B	NA
Antimony	3 GV	7440-36-0	NA	NA	NA	NA	2.3 U	NA
Arsenic	25 ST	7440-38-2	NA	NA	NA	NA	3.5 B	NA
Barium	1,000 ST	7440-39-3	NA	NA	NA	NA	45.7 B	NA
Beryllium	3 GV	7440-41-7	NA	NA	NA	NA	0.096 U	NA
Boron	1,000 ST	7440-42-8	NA	NA	NA	NA	125 BN	NA
Cadmium	5 ST	7440-43-9	0.32 U	0.32 U	0.27 U	0.27 U	0.35 U	0.35 U
Calcium	-	7440-70-2	63,100	71,000	60,800	79,700	62,900	58,000
Chromium Hexavalent	50 ST	18540-29-9	NA	NA	NA	NA	0.49 B	NA
Chromium Total	50 ST	7440-47-3	NA	NA	NA	NA	0.02 U	NA
Cobalt	-	7440-48-4	NA	NA	NA	NA	2.0 B	NA
Copper	200 ST	7440-50-8	NA	NA	NA	NA	3.3 B	NA
Iron	300 ST	7439-89-6	5,240	2,370	7,210	8,300	6,500	6,150
Lead	25 ST	7439-92-1	1.4 UJ	2.1 B	2.3 U	2.5 B	1.3 U	1.3 U
Magnesium	35,000 GV	7439-95-4	9,110	11,000	8,960	11,700	9,990	8,690
Manganese	300 ST	7439-96-5	735	465	950	1,080	799	1,030
Mercury	0.7 ST	7439-97-6	NA	NA	NA	NA	0.13 U	NA
Nickel	100 ST	7440-02-0	NA	NA	NA	NA	1.2 U	NA
Potassium	-	7440-09-7	13,900 J	11,800	12,600	14,700	15,900	12,400
Selenium	10 ST	7782-49-2	NA	NA	NA	NA	1.9 UN	NA
Silver	50 ST	7440-22-4	NA	NA	NA	NA	0.54 U	NA
Sodium	20,000 ST	7440-23-5	59,800	54,300	57,400	58,100	56,200	51,000
Thallium	0.5 GV	7440-28-0	NA	NA	NA	NA	4.1 B	NA
Vanadium	-	7440-62-2	NA	NA	NA	NA	0.74 U	NA
Zinc	2,000 ST	7440-66-6	NA	NA	NA	NA	14.8 B	NA
Cyanide	200 ST	0057-12-5	NA	NA	NA	NA	10.0 U	NA
Iron + Manganese	500 ST*	-	5,975	2,835	8,160	9,380	7,299	7,180

NOTES:

- J: Estimated due to data validation criteria.
- Concentration exceeds Standard/Guidance Value.
- U: Analyzed for but not detected, value shown is instrument detection limit.
- NA: Not analyzed.
- B: Concentration is above instrument detection limit but below contract required detection
- U*: Result qualified as non-detect based on validation criteria

ST: Standard.
GV: Guidance value.

SONIA ROAD LANDFILL
 POST CLOSURE GROUNDWATER MONITORING PROGRAM
 HISTORIC AND CURRENT SAMPLE RESULTS
 INORGANIC PARAMETERS

CONSTITUENT	NYSDEC Class GA Groundwater Standards/ Guidance Values	CAS #	MW-02D 10/27/1997 (ug/l)	MW-02D 12/1/2000 (ug/l)	MW-02D 1/30/2001 (ug/l)	MW-02D 8/21/2002 (ug/l)	MW-02D 11/20/2002 (ug/l)	MW-02D 3/5/2003 (ug/l)	MW-02D 6/3/2003 (ug/l)	MW-02D 8/22/2003 (ug/l)
Aluminum	-	7429-90-5	33.5	15.3 B	16	NA	21.9 B	NA	NA	22.3 B
Antimony	3 GV	7440-36-0	3 U	1.7 U	12.3 U	NA	3.1 U	NA	NA	3.5 U
Arsenic	25 ST	7440-38-2	2.4 U	2.5 U	1.9 U	NA	4.5 U	NA	NA	3.2 U
Barium	1,000 ST	7440-39-3	6.9	5.2 B	5	NA	7.4 B	NA	NA	6.0 B
Beryllium	3 GV	7440-41-7	0.1	0.1 U	0.1 U	NA	0.40 U	NA	NA	0.20 U
Boron	1,000 ST	7440-42-8	NA	5.1 B	32.9	NA	18 B	NA	NA	22.4 B
Cadmium	5 ST	7440-43-9	0.3 U	0.4 U	0.2 U	0.17 B	0.5 U	0.29 B	0.10 U	0.30 U
Calcium	-	7440-70-2	4,750	6,070	5,720	6,040	8,290	8,530	8,370	7,610
Chromium Hexavalent	50 ST	18540-29-9	20 U	20 U	20 U	NA	20 U	NA	NA	20 U
Chromium Total	50 ST	7440-47-3	0.4 U	3.5 U	0.6 U	NA	1.6 B	NA	NA	1.2 B
Cobalt	-	7440-48-4	1.1 U	0.9 U	1.7 U	NA	1 U	NA	NA	2.1 U
Copper	200 ST	7440-50-8	0.7 U	1.5 U	1.5 U	NA	8.7 B	NA	NA	1.4 B
Iron	300 ST	7439-89-6	33.2	4.2 B	12.3	139	89.1 B	119	52.6 B	96.2
Lead	25 ST	7439-92-1	1 U	1.4 U	1.1 U	0.8 U	1.4 U	1.5 U	1.5 U	0.80 U
Magnesium	35,000 GV	7439-93-4	2,220	2,840 B	2,680	2,600 B	3,530 B	3,640 B	3,610 B	3,250 B
Manganese	300 ST	7439-96-5	54.8	1.6 B	1.1 U	30.6	11 B	7.3 B	3.4 B	5.9 B
Mercury	0.7 ST	7439-97-6	0.1 U	0.1 U	0.1 U	NA	0.1 U	NA	NA	0.10 U
Nickel	100 ST	7440-02-0	1.3 U	1.9 U	1.4 U	NA	1.5 B	NA	NA	1.5 U
Potassium	-	7440-09-7	636	740 B	806	741 B	710 B	768 B	895 B	736 B
Selenium	10 ST	7782-49-2	2.8 U	1.7 U	1.5 U	NA	2.4 U	NA	NA	3.8 U
Silver	50 ST	7440-22-4	0.9 U	0.5 U	1.6 U	NA	1 U	NA	NA	1.0 U
Sodium	20,000 ST	7440-23-5	8,120	8,460	7,560	6,780	8,170	8,210	8,650	7,640
Thallium	0.5 GV	7440-28-0	2.6 U	2.3 U	2.8 U	NA	4.2 U	NA	NA	3.0 B
Vanadium	-	7440-62-2	1.2 U	0.7 U	1.7 U	NA	0.6 U	NA	NA	1.8 U
Zinc	2,000 ST	7440-66-6	27.5	3.6 B	5.3	NA	57.8	NA	NA	9.9 B
Cyanide	200 ST	0057-12-5	10 U	10 U	5 U	NA	10 U	NA	NA	10 U
Iron + Manganese	500 ST	-	88	5.8	12.3	169.6	100.1	126.3	56	102.1

NOTES:

J: Estimated due to data validation criteria.

K: Concentration exceeds Standard/Guidance Value.

U: Analyzed for but not detected, value shown is instrument detection limit.

NA: Not analyzed.

B: Concentration is above instrument detection limit but below contract required detection

U*: Result qualified as non-detect based on validation criteria

ST: Standard.

GV: Guidance value.

**SONIA ROAD LANDFILL
POST CLOSURE GROUNDWATER MONITORING PROGRAM
HISTORIC AND CURRENT SAMPLE RESULTS
INORGANIC PARAMETERS**

CONSTITUENT	NYSDEC Class GA Groundwater Standards/ Guidance Values	CAS #	MW-02D 11/11/2003 (ug/l)	MW-02D 2/27/2004 (ug/l)	MW-02D 5/20/2004 (ug/l)	MW-02D 8/20/2004 (ug/l)	MW-02D 11/8/2004 (ug/l)	MW-02D 2/28/2005 (ug/l)	MW-02D 5/26/2005 (ug/l)	MW-02D 8/24/2005 (ug/l)
Aluminum	-	7429-90-5	NA	NA	20.7 B	NA	NA	53.8 B	NA	NA
Antimony	3 GV	7440-36-0	NA	NA	2.4 U	NA	NA	3.6 U	NA	NA
Arsenic	25 ST	7440-38-2	NA	NA	3.6 U	NA	NA	2.5 U	NA	NA
Barium	1,000 ST	7440-39-3	NA	NA	6.9 B	NA	NA	6.7 B	NA	NA
Beryllium	3 GV	7440-41-7	NA	NA	0.2 U	NA	NA	0.19 U	NA	NA
Boron	1,000 ST	7440-42-8	NA	NA	16.7 B	NA	NA	21.2 B	NA	NA
Cadmium	5 ST	7440-43-9	0.3 U	0.20 U	0.3 U	0.30 U	0.23 U	0.23 U	0.65 U	0.65 U
Calcium	-	7440-70-2	7,640	7,800	7,980	7,810	8,590	8,360	8,570	9,260
Chromium Hexavalent	50 ST	18540-29-9	NA	NA	20 U	NA	NA	20 U	NA	NA
Chromium Total	50 ST	7440-47-3	NA	NA	1.5 B	NA	NA	1.2 B	NA	NA
Cobalt	-	7440-48-4	NA	NA	1.5 U	NA	NA	1.3 U	NA	NA
Copper	200 ST	7440-50-8	NA	NA	4.2 B	NA	NA	1.2 B	NA	NA
Iron	300 ST	7439-89-6	62.4 B	26.8 B	103	56.8 B	46.8 B	64.4 B	48.4 B	98.4 B
Lead	25 ST	7439-92-1	1.1 U	1.6 U	1.2 U	1.2 U	1.1 U	1.1 U	1.7 U	1.7 U
Magnesium	35,000 GV	7439-95-4	3,340 B	3,420 B	3,260 B	3,250 B	3,620 B	3,530 B	3,580 B	3,960 B
Manganese	300 ST	7439-96-5	3.7 B	1.2 B	14.9 B	2.6 B	2.8 B	3.1 B	3.4 B	5.6 B
Mercury	0.7 ST	7439-97-6	NA	NA	0.1 U	NA	NA	0.10 U	NA	NA
Nickel	100 ST	7440-02-0	NA	NA	1.6 U	NA	NA	1.2 U	NA	NA
Potassium	-	7440-09-7	697 B	674 B	883 B	730 B	877 B	848 B	734 B	741 B
Selenium	10 ST	7782-49-2	NA	NA	2.1 U	NA	NA	3.0 U	NA	NA
Silver	50 ST	7440-22-4	NA	NA	0.5 U	NA	NA	0.75 U	NA	NA
Sodium	20,000 ST	7440-23-5	7,590	8,450	7,760	8,290	8,840	8,540	7,380	9,170
Thallium	0.5 GV	7440-28-0	NA	NA	2.8 U	NA	NA	2.7 U	NA	NA
Vanadium	-	7440-62-2	NA	NA	1.7 U	NA	NA	1.8 U	NA	NA
Zinc	2,000 ST	7440-66-6	NA	NA	15.2 B	NA	NA	72.3	NA	NA
Cyanide	200 ST	0057-12-5	NA	NA	10 U	NA	NA	10 U	NA	NA
Iron + Manganese	500 ST*	-	66.1	28	117.9	59.4	49.6	67.5	51.8	104

NOTES:

- J: Estimated due to data validation criteria.
- Concentration exceeds Standard/Guidance Value.
- U: Analyzed for but not detected, value shown is instrument detection limit.
- NA: Not analyzed.
- B: Concentration is above instrument detection limit but below contract required detection
- U*: Result qualified as non-detect based on validation criteria

ST: Standard.
GV: Guidance value.

**SONIA ROAD LANDFILL
POST CLOSURE GROUNDWATER MONITORING PROGRAM
HISTORIC AND CURRENT SAMPLE RESULTS
INORGANIC PARAMETERS**

CONSTITUENT	NYSDEC Class GA Groundwater Standards/ Guidance Values	CAS #	MW-02D	MW-02D	MW-02D	MW-02D	MW-02D	MW-02D	MW-02D	MW-02D	MW-02D
			11/29/2005 (ug/l)	2/28/2006 (ug/l)	5/18/2006 (ug/l)	8/10/2006 (ug/l)	11/30/2006 (ug/l)	2/22/2007 (ug/l)	5/25/2007 (ug/l)	8/15/2007 (ug/l)	
Aluminum	-	7429-90-5	NA	NA	NA	NA	NA	47.0 B	34.0 B	103 B	NA
Antimony	3 GV	7440-36-0	NA	NA	NA	NA	NA	3.2 U	3.2 U	1.6 U	NA
Arsenic	25 ST	7440-38-2	NA	NA	NA	NA	NA	2.9 U	2.9 U	2.0 U	NA
Barium	1,000 ST	7440-39-3	NA	NA	NA	NA	NA	6.4 U	6.4 U	4.6 B	NA
Beryllium	3 GV	7440-41-7	NA	NA	NA	NA	NA	0.17 U	0.17 U	0.50 B	NA
Boron	1,000 ST	7440-42-8	NA	NA	NA	NA	NA	16.4 B	24.0 B	20.3 B	NA
Cadmium	5 ST	7440-43-9	0.43 U	0.26 U	0.34 U	0.62 B	0.28 U	0.28 U	0.28 U	0.16 U	0.17 B
Calcium	-	7440-70-2	8,190	8,310	8,180	7,740	6,840	6,840	6,260	5,500	6,320
Chromium Hexavalent	50 ST	18540-29-9	NA	NA	NA	NA	NA	0.02 U	0.02 U	NA	NA
Chromium Total	50 ST	7440-47-3	NA	NA	NA	NA	NA	1.9 B	0.72 B	0.56 B	NA
Cobalt	-	7440-48-4	NA	NA	NA	NA	NA	1.3 U	1.3 U	0.40 U	NA
Copper	200 ST	7440-50-8	NA	NA	NA	NA	NA	3.8 B	9.7 B	0.44 U	NA
Iron	300 ST	7439-89-6	40.7 B	95.8 B	155	60.1 B	129	70.1 B	70.1 B	43.0 B	8.9 B
Lead	25 ST	7439-92-1	2.8 B	2.3 B	2.1 B	1.9 U	1.5 U	1.5 U	1.5 U	1.1 U	1.1 U
Magnesium	35,000 GV	7439-95-4	3,560 B	3,840 B	3,430 B	3,330 B	3,160 B	3,120 B	3,120 B	2,640 B	2,950 B
Manganese	300 ST	7439-96-5	2.4 B	4.4 B	12 B	1.7 B	4.8 B	3.6 B	3.6 B	2.1 B	2.1 B
Mercury	0.7 ST	7439-97-6	NA	NA	NA	NA	NA	0.10 U	0.10 U	NA	NA
Nickel	100 ST	7440-02-0	NA	NA	NA	NA	NA	1.8 U	1.8 U	0.78 U	NA
Potassium	-	7440-09-7	676 B	929 B	699 B	1490 B	791 B	889 B	889 B	711 B	754 B
Selenium	10 ST	7782-49-2	NA	NA	NA	NA	NA	1.7 U	1.7 U	3.0 U	NA
Silver	50 ST	7440-22-4	NA	NA	NA	NA	NA	0.38 U	0.38 U	0.87 B	NA
Sodium	20,000 ST	7440-23-5	7,570	7,790	7,590	7,750	6,690	6,310	6,310	5,030	U*
Thallium	0.5 GV	7440-28-0	NA	NA	NA	NA	NA	2.9 U	2.9 U	2.2 U	NA
Vanadium	-	7440-62-2	NA	NA	NA	NA	NA	1.4 U	1.4 U	1.1 U	NA
Zinc	2,000 ST	7440-66-6	NA	NA	NA	NA	NA	66.2	U*	U*	NA
Cyanide	200 ST	0057-12-5	NA	NA	NA	NA	NA	10.0 U	10.0 U	NA	NA
Iron + Manganese	500 ST*	-	43.1	100.2	167	61.8	133.8	73.7	73.7	45.1	11.0

NOTES:

J: Estimated due to data validation criteria.

K: Concentration exceeds Standard/Guidance Value.

U: Analyzed for but not detected, value shown is instrument detection limit.

NA: Not analyzed.

B: Concentration is above instrument detection limit but below contract required detection

U*: Result qualified as non-detected based on validation criteria

ST: Standard.

GV: Guidance value.

**SONIA ROAD LANDFILL
POST CLOSURE GROUNDWATER MONITORING PROGRAM
HISTORIC AND CURRENT SAMPLE RESULTS
INORGANIC PARAMETERS**

CONSTITUENT	NYSDEC Class GA Groundwater Standards/ Guidance Values	CAS #	MW-02D 11/13/2007 (ug/l)	MW-02D 2/1/2008 (ug/l)	MW-02D 5/19/2008 (ug/l)	MW-02D 8/4/2008 (ug/l)	MW-02D 11/3/2008 (ug/l)	MW-02D 2/24/2009 (ug/l)
Aluminum	-	7429-90-5	NA	NA	NA	NA	8.7 U	NA
Antimony	3 GV	7440-36-0	NA	NA	NA	NA	2.3 U	NA
Arsenic	25 ST	7440-38-2	NA	NA	NA	NA	1.8 U	NA
Barium	1,000 ST	7440-39-3	NA	NA	NA	NA	3.3 B	NA
Beryllium	3 GV	7440-41-7	NA	NA	NA	NA	0.096 U	NA
Boron	1,000 ST	7440-42-8	NA	NA	NA	NA	13.5 BN	NA
Cadmium	5 ST	7440-43-9	0.32 B	0.60 B	0.27 U	0.27 U	0.35 U	0.35 U
Calcium	-	7440-70-2	5.460	5.540	4.990 B	4.830 B	4.620 B	4.600 B
Chromium Hexavalent	50 ST	18540-29-9	NA	NA	NA	NA	1.2 B	NA
Chromium Total	50 ST	7440-47-3	NA	NA	NA	NA	0.02 U	NA
Cobalt	-	7440-48-4	NA	NA	NA	NA	0.88 U	NA
Copper	200 ST	7440-50-8	NA	NA	NA	NA	1.8 B	NA
Iron	300 ST	7439-89-6	446	50.4	23.8 B	90.2 B	19.7 B	30.7 B
Lead	25 ST	7439-92-1	2.2 JB	1.4 U	2.3 U	2.3 U	1.3 U	1.3 U
Magnesium	35,000 GV	7439-95-4	2,630 B	2,570 B	2,380 B	2,330 B	2,290 B	2,230 B
Manganese	300 ST	7439-96-5	11.6 B	1.8 B	1.7 B	4.2 B	1.0 B	1.2 B
Mercury	0.7 ST	7439-97-6	NA	NA	NA	NA	0.13 U	NA
Nickel	100 ST	7440-02-0	NA	NA	NA	NA	1.2 U	NA
Potassium	-	7440-09-7	997 JB	642 B	637 B	874 B	654 B	622 B
Selenium	10 ST	7782-49-2	NA	NA	NA	NA	1.9 UN	NA
Silver	50 ST	7440-22-4	NA	NA	NA	NA	0.54 U	NA
Sodium	20,000 ST	7440-23-5	4,240 B	4,950 B	4,960 B	4,630 B	5,010	4,500 B
Thallium	0.5 GV	7440-28-0	NA	NA	NA	NA	2.9 B	NA
Vanadium	-	7440-62-2	NA	NA	NA	NA	0.74 U	NA
Zinc	2,000 ST	7440-66-6	NA	NA	NA	NA	10.5 B	NA
Cyanide	200 ST	0057-12-5	NA	NA	NA	NA	10.0 U	NA
Iron + Manganese	500 ST*	-	457.6	52.2	25.5	94.4	20.7	31.9

NOTES:

J: Estimated due to data validation criteria.

Concentration exceeds Standard/Guidance Value.

U: Analyzed for but not detected, value shown is instrument detection limit.

NA: Not analyzed.

B: Concentration is above instrument detection limit but below contract required detection

U*: Result qualified as non-detect based on validation criteria

ST: Standard.

GV: Guidance value.

SONIA ROAD LANDFILL
 POST CLOSURE GROUNDWATER MONITORING PROGRAM
 HISTORIC AND CURRENT SAMPLE RESULTS
 INORGANIC PARAMETERS

CONSTITUENT	NYSDEC Class GA Groundwater Standards/ Guidance Values	CAS #	MW-021 10/27/1997 (ug/l)	MW-021 12/1/2000 (ug/l)	MW-021 1/30/2001 (ug/l)	MW-021 8/21/2002 (ug/l)	MW-021 11/20/2002 (ug/l)	MW-021 3/7/2003 (ug/l)	MW-021 6/3/2003 (ug/l)	MW-021 8/21/2003 (ug/l)
Aluminum	-	7429-90-5	80.2	26.4 B	11.8 U	NA	70.4 B	NA	NA	48.0 B
Antimony	3 GV	7440-36-0	3 U	1.7 U	12.3 U	NA	3.1 U	NA	NA	3.5 U
Arsenic	25 ST	7440-38-2	2.4 U	2.5 U	1.9 U	NA	4.5 U	NA	NA	3.2 U
Barium	1,000 ST	7440-39-3	47.9	39.9 B	36.9	NA	30.8 B	NA	NA	35.5 B
Beryllium	3 GV	7440-41-7	0.1	0.1 U	0.1 U	NA	0.4 U	NA	NA	0.20 U
Boron	1,000 ST	7440-42-8	NA	126	97.2	NA	105	NA	NA	103
Cadmium	5 ST	7440-43-9	0.3 U	0.4 U	0.2 U	0.43 B	0.5 U	0.19 B	0.11 B	0.30 U
Calcium	-	7440-70-2	4,990	10,700	10,500	7,090	6,060	11,600	13,200	9,450
Chromium Hexavalent	50 ST	18540-29-9	20 U	20 U	20 U	NA	20 U	NA	NA	20 U
Chromium Total	50 ST	7440-47-3	0.7	3.5 U	0.6 U	NA	0.8 U	NA	NA	0.70 U
Cobalt	-	7440-48-4	1.1	0.9 U	1.7 U	NA	1 U	NA	NA	2.1 U
Copper	200 ST	7440-50-8	3.6	1.5 U	1.5 U	NA	5.9 B	NA	NA	1.4 B
Iron	300 ST	7439-89-6	249	6.9 B	5.4	207	173	44.3 B	142	99.8 B
Lead	25 ST	7439-92-1	3.5	1.4 U	1.1 U	1.2 B	1.7 B	1.5 U	1.5 U	0.80 U
Magnesium	35,000 GV	7439-95-4	685	2,670 B	2,600	1,900 B	1,780	3,240 B	3,320 B	2,680 B
Manganese	300 ST	7439-96-5	40.9	417	406	181	504	503	328	295
Mercury	0.7 ST	7439-97-6	0.1 U	0.1 U	0.1 U	NA	0.1 U	NA	NA	0.10 U
Nickel	100 ST	7440-02-0	1.3 U	1.9 U	1.4 U	NA	1.1	NA	NA	1.5 U
Potassium	-	7440-09-7	3,100	1,630 B	1,680	1,740 B	3,600	3,070 B	4,130 B	1,480 B
Selenium	10 ST	7782-49-2	2.8 U	1.7 U	1.5 U	NA	2.4 U	NA	NA	3.8 U
Silver	50 ST	7440-22-4	0.9 U	1 B	1.6 U	NA	1 U	NA	NA	1.0 U
Sodium	20,000 ST	7440-23-5	15,300	8,700	7,580	7,370	7,100	12,300	8,740	6,460
Thallium	0.5 GV	7440-28-0	2.6 U	2.3 U	2.8 U	NA	4.2 U	NA	NA	2.5 U
Vanadium	-	7440-62-2	1.2 U	0.7 U	1.7 U	NA	0.60 U	NA	NA	1.8 U
Zinc	2,000 ST	7440-66-6	37	2.2 U	3.6 U	NA	36	NA	NA	9.8 B
Cyanide	200 ST	0057-12-5	10 U	10 U	5 U	NA	10 U	NA	NA	10 U
Iron + Manganese	500 ST	-	289.9	423.9	411.4	388	677	547.3	470	394.8

NOTES:

- J: Estimated due to data validation criteria.
- K: Concentration exceeds Standard/Guidance Value.
- U: Analyzed for but not detected, value shown is instrument detection limit.
- NA: Not analyzed.
- B: Concentration is above instrument detection limit but below contract required detection
- U*: Result qualified as non-detect based on validation criteria

ST: Standard.
 GV: Guidance value.

**SONIA ROAD LANDFILL
POST CLOSURE GROUNDWATER MONITORING PROGRAM
HISTORIC AND CURRENT SAMPLE RESULTS
INORGANIC PARAMETERS**

CONSTITUENT	NYSDEC Class GA Groundwater Standards/ Guidance Values	CAS #	MW-021 11/11/2003 (ug/l)	MW-021 2/26/2004 (ug/l)	MW-021 5/20/2004 (ug/l)	MW-021 8/20/2004 (ug/l)	MW-021 11/8/2004 (ug/l)	MW-021 2/28/2005 (ug/l)	MW-021 5/26/2005 (ug/l)	MW-021 8/24/2005 (ug/l)
Aluminum	-	7429-90-5	NA	133 B	NA	NA	NA	184 B	NA	NA
Antimony	3 GV	7440-36-0	NA	NA	2.4 U	NA	NA	3.6 U	NA	NA
Arsenic	25 ST	7440-38-2	NA	NA	3.6 U	NA	NA	2.5 U	NA	NA
Barium	1,000 ST	7440-39-3	NA	NA	31.2 B	NA	NA	39.5 B	NA	NA
Beryllium	3 GV	7440-41-7	NA	NA	0.2 U	NA	NA	0.33 B	NA	NA
Boron	1,000 ST	7440-42-8	NA	NA	39.5 B	NA	NA	58.9 B	NA	NA
Cadmium	5 ST	7440-43-9	0.3 U	0.41 B	0.3 U	0.36 B	0.43 B	0.53 B	0.65 U	0.65 U
Calcium	-	7440-70-2	9,840	11,200	17,700	10,900	11,900	10,200	9,950	9,410
Chromium Hexavalent	50 ST	18540-29-9	NA	NA	20 U	NA	NA	20 U	NA	NA
Chromium Total	50 ST	7440-47-3	NA	NA	1.7 B	NA	NA	1.5 B	NA	NA
Cobalt	-	7440-48-4	NA	NA	1.5 U	NA	NA	1.3 U	NA	NA
Copper	200 ST	7440-50-8	NA	NA	8.3 B	NA	NA	14.3 B	NA	NA
Iron	300 ST	7439-89-6	121	94.5 B	177	93.2 B	109	198	67.2 B	93.9 B
Lead	25 ST	7439-92-1	1.9 B	1.6 U	3.2	1.9 B	1.1 U	2.4 B	2.3 B	1.7 U
Magnesium	35,000 GV	7439-95-4	2,310 B	2,400	2,980 B	1,910 B	1,840 B	1,910 B	1,940 B	1,900 B
Manganese	300 ST	7439-96-5	390	360	266	320	249	239	329	310
Mercury	0.7 ST	7439-97-6	NA	NA	0.1 U	NA	NA	0.10 U	NA	NA
Nickel	100 ST	7440-02-0	NA	NA	2.2 B	NA	NA	1.2 U	NA	NA
Potassium	-	7440-09-7	1,670 B	1,760 B	3,100 B	1,780 B	2,390 B	2,010 B	1,570 B	1,340 B
Selenium	10 ST	7782-49-2	NA	NA	2.1 U	NA	NA	3.0 U	NA	NA
Silver	50 ST	7440-22-4	NA	NA	0.50 U	NA	NA	0.75 U	NA	NA
Sodium	20,000 ST	7440-23-5	6,510	9,210	6,970	8,040	7,660	9,060	8,630	9,060
Thallium	0.5 GV	7440-28-0	NA	NA	2.8 U	NA	NA	2.7 U	NA	NA
Vanadium	-	7440-62-2	NA	NA	1.7 U	NA	NA	1.8 U	NA	NA
Zinc	2,000 ST	7440-66-6	NA	NA	36.4	NA	NA	110	NA	NA
Cyanide	200 ST	0057-12-5	NA	NA	10 U	NA	NA	10 U	NA	NA
Iron + Manganese	500 ST*	-	511	454.5	443	413.2	358	437	396.2	403.9

NOTES:

- I: Estimated due to data validation criteria.
- U: Analyzed for but not detected, value shown is instrument detection limit.
- NA: Not analyzed.
- B: Concentration is above instrument detection limit but below contract required detection
- U*: Result qualified as non-detected based on validation criteria

ST: Standard.
GV: Guidance value.

SONIA ROAD LANDFILL
 POST CLOSURE GROUNDWATER MONITORING PROGRAM
 HISTORIC AND CURRENT SAMPLE RESULTS
 INORGANIC PARAMETERS

CONSTITUENT	NYSDEC Class GA Groundwater Standards/ Guidance Values	CAS #	MW-021 11/29/2005 (ug/l)	MW-021 2/28/2006 (ug/l)	MW-021 5/18/2006 (ug/l)	MW-021 8/10/2006 (ug/l)	MW-021 11/30/2006 (ug/l)	MW-021 2/22/2007 (ug/l)	MW-021 5/25/2007 (ug/l)	MW-021 8/14/2007 (ug/l)
Aluminum	-	7429-90-5	NA	NA	NA	NA	54.6 B	48.0 B	130 B	NA
Antimony	3 GV	7440-36-0	NA	NA	NA	NA	3.2 U	3.2 U	1.6 U	NA
Arsenic	25 ST	7440-38-2	NA	NA	NA	NA	2.9 U	2.9 U	2.0 U	NA
Barium	1,000 ST	7440-39-3	NA	NA	NA	NA	46.3 B	56.4 B	42.2 B	NA
Beryllium	3 GV	7440-41-7	NA	NA	NA	NA	0.17 U	0.17 U	0.58 B	NA
Boron	1,000 ST	7440-42-8	NA	NA	NA	NA	112 B	117 B	95.4 B	NA
Cadmium	5 ST	7440-43-9	0.43 U	0.26 U	0.34 U	0.34 U	0.28 U	0.38 B	0.16 U	0.24 B
Calcium	-	7440-70-2	11,200	12,100	16,800	20,000	24,700	21,600	19,000	24,600
Chromium Hexavalent	50 ST	18540-29-9	NA	NA	NA	NA	0.02 U	0.02 U	NA	NA
Chromium Total	50 ST	7440-47-3	NA	NA	NA	NA	2.2 B	1.2 B	0.33 U	NA
Cobalt	-	7440-48-4	NA	NA	NA	NA	1.3 U	1.3 U	0.40 U	NA
Copper	200 ST	7440-50-8	NA	NA	NA	NA	6.8 B	16.7 B	U*	NA
Iron	300 ST	7439-89-6	30.8 B	27.1 B	35.5 B	3.7 U	94.2 B	186	87.5 B	6.7 B
Lead	25 ST	7439-92-1	1.6 U	1.6 B	1.9 B	1.9 U	1.5 U	1.6 B	1.1 U	1.1 U
Magnesium	35,000 GV	7439-95-4	2,160 B	2,520 B	2,810 B	3,060 B	3,480 B	3,730 B	2,880 B	2,850 B
Manganese	300 ST	7439-96-5	335	433	396	251	210	330	110	83
Mercury	0.7 ST	7439-97-6	NA	NA	NA	NA	0.1 U	0.10 U	NA	NA
Nickel	100 ST	7440-02-0	NA	NA	NA	NA	1.8 U	1.8 U	0.78 U	NA
Potassium	-	7440-09-7	2,560 B	3,600 B	2,410 B	2,520 B	2,110 B	2,360 B	1,700 B	2,500 B
Selenium	10 ST	7782-49-2	NA	NA	NA	NA	1.7 U	1.8 B	3.0 U	NA
Silver	50 ST	7440-22-4	NA	NA	NA	NA	0.38 U	0.38 U	0.51 U	NA
Sodium	20,000 ST	7440-23-5	9,820	12,500	23,200	15,000	17,000	18,700	15,200	U*
Thallium	0.5 GV	7440-28-0	NA	NA	NA	NA	2.9 U	3.4 B	2.2 U	NA
Vanadium	-	7440-62-2	NA	NA	NA	NA	1.4 U	1.4 U	1.1 U	NA
Zinc	2,000 ST	7440-66-6	NA	NA	NA	NA	58.8	U*	U*	NA
Cyanide	200 ST	0057-12-5	NA	NA	NA	NA	10.0 U	10.0 U	NA	NA
Iron + Manganese	500 ST*	-	365.8	460.1	431.5	251	304.2	516	197.5	89.7

NOTES:

- J: Estimated due to data validation criteria.
- ST: Standard.
- U: Analyzed for but not detected, value shown is instrument detection limit.
- GV: Guidance value.
- NA: Not analyzed.
- B: Concentration is above instrument detection limit but below contract required detection
- U*: Result qualified as non-detect based on validation criteria

**SONIA ROAD LANDFILL
POST CLOSURE GROUNDWATER MONITORING PROGRAM
HISTORIC AND CURRENT SAMPLE RESULTS
INORGANIC PARAMETERS**

CONSTITUENT	NYSDEC Class GA Groundwater Standards/ Guidance Values	CAS #	MW-021 11/13/2007 (ug/l)	MW-021 2/12/2008 (ug/l)	MW-021 5/19/2008 (ug/l)	MW-021 8/4/2008 (ug/l)	MW-021 11/3/2008 (ug/l)	MW-021 2/24/2009 (ug/l)
Aluminum	-	7429-90-5	NA	NA	NA	NA	8.7 U	NA
Antimony	3 GV	7440-36-0	NA	NA	NA	NA	2.3 U	NA
Arsenic	25 ST	7440-38-2	NA	NA	NA	NA	1.8 U	NA
Barium	1,000 ST	7440-39-3	NA	NA	NA	NA	32.3 B	NA
Beryllium	3 GV	7440-41-7	NA	NA	NA	NA	0.096 U	NA
Boron	1,000 ST	7440-42-8	NA	NA	NA	NA	106 BN	NA
Cadmium	5 ST	7440-43-9	0.35 B	0.32 U	0.27 U	0.27 U	0.35 U	0.35 U
Calcium	-	7440-70-2	18,200	18,600	16,300	14,000	13,500	13,800
Chromium Hexavalent	50 ST	18540-29-9	NA	NA	NA	NA	0.41 U	NA
Chromium Total	50 ST	7440-47-3	NA	NA	NA	NA	0.02 U	NA
Cobalt	-	7440-48-4	NA	NA	NA	NA	0.88 U	NA
Copper	200 ST	7440-50-8	NA	NA	NA	NA	2.0 B	NA
Iron	300 ST	7439-89-6	183	24.2 U	20.3 B	10.0 B	13.7 B	26.0 B
Lead	25 ST	7439-92-1	1.4 UJ	1.4 U	2.3 U	2.3 U	1.3 U	1.3 U
Magnesium	35,000 GV	7439-95-4	2,230 B	1,560 B	1,390 B	1,150 B	1,080 B	1,260 B
Manganese	300 ST	7439-96-5	332	20.3	23.3	20.6	26.9	39.6
Mercury	0.7 ST	7439-97-6	NA	NA	NA	NA	0.13 U	NA
Nickel	100 ST	7440-02-0	NA	NA	NA	NA	1.2 U	NA
Potassium	-	7440-09-7	3,430 JB	1,590 B	1,670 B	3,900 B	4,610 B	3,600 B
Selenium	10 ST	7782-49-2	NA	NA	NA	NA	1.9 UN	NA
Silver	50 ST	7440-22-4	NA	NA	NA	NA	0.54 U	NA
Sodium	20,000 ST	7440-23-5	22,400	16,000	15,000	11,900	11,500	10,800
Thallium	0.5 GV	7440-28-0	NA	NA	NA	NA	3.9 B	NA
Vanadium	-	7440-62-2	NA	NA	NA	NA	0.74 U	NA
Zinc	2,000 ST	7440-66-6	NA	NA	NA	NA	5.6 B	NA
Cyanide	200 ST	0057-12-5	NA	NA	NA	NA	10.0 U	NA
Iron + Manganese	500 ST*	-	515	44.5	43.6	30.6	40.6	65.6

NOTES:

- J: Estimated due to data validation criteria.
- K: Concentration exceeds Standard/Guidance Value.
- U: Analyzed for but not detected, value shown is instrument detection limit.
- NA: Not analyzed.
- B: Concentration is above instrument detection limit but below contract required detection
- U*: Result qualified as non-detect based on validation criteria

ST: Standard.
GV: Guidance value.

SONIA ROAD LANDFILL
 POST CLOSURE GROUNDWATER MONITORING PROGRAM
 HISTORIC AND CURRENT SAMPLE RESULTS
 INORGANIC PARAMETERS

CONSTITUENT	NYSDEC Class GA Groundwater Standards/ Guidance Values	CAS #	MW-02S 10/27/1997 (ug/l)	MW-02S 11/30/2000 (ug/l)	MW-02S 1/31/2001 (ug/l)	MW-02S 8/21/2002 (ug/l)	MW-02S 11/20/2002 (ug/l)	MW-02S 3/5/2003 (ug/l)	MW-02S 6/3/2003 (ug/l)	MW-02S 8/25/2003 (ug/l)
Aluminum	-	7429-90-5	146	15.8 B	11.8 U					
Antimony	3 GV	7440-36-0	3 U	1.7 U	12.3 U					
Arsenic	25 ST	7440-38-2	2.4 U	2.5 U	1.9 U					
Barium	1,000 ST	7440-39-3	26.3	34.1 B	31.9					
Beryllium	3 GV	7440-41-7	0.77	0.1 U	0.14					
Boron	1,000 ST	7440-42-8	NA	59.7 B	87.8					
Cadmium	5 ST	7440-43-9	0.57	0.4 U	0.2 U					
Calcium	-	7440-70-2	27,000	30,300	33,100					
Chromium Hexavalent	50 ST	18540-29-9	20 U	20 U	20 U	N	N	N	N	N
Chromium Total	50 ST	7440-47-3	1.1	3.5 U	0.6 U	O	O	O	O	O
Cobalt	-	7440-48-4	1.5	0.9 U	1.7 U	T	T	T	T	T
Copper	200 ST	7440-50-8	4	2.6 B	1.5 U					
Iron	300 ST	7439-89-6	312	18.7 B	13.8	S	S	S	S	S
Lead	25 ST	7439-92-1	2.1	1.4 U	1.1 U	A	A	A	A	A
Magnesium	35,000 GV	7439-95-4	2,890	2360 B	2750	M	M	M	M	M
Manganese	300 ST	7439-96-5	5.6	61.1	68.4	P	P	P	P	P
Mercury	0.7 ST	7439-97-6	0.1 U	0.1 U	0.1 U	L	L	L	L	L
Nickel	100 ST	7440-02-0	1.3	1.9 U	1.4 U	E	E	E	E	E
Potassium	-	7440-09-7	4,660	7,850	7,600	D	D	D	D	D
Selenium	10 ST	7782-49-2	2.8 U	4 B	1.5 U					
Silver	50 ST	7440-22-4	0.9 U	0.93 B	1.6 U					
Sodium	20,000 ST	7440-23-5	18,900	12,900	13,100					
Thallium	0.5 GV	7440-28-0	2.6 U	2.3 B	2.8 U					
Vanadium	-	7440-62-2	1.2 U	0.7 U	1.7 U					
Zinc	2,000 ST	7440-66-6	20.8	2.8 B	3.6 U					
Cyanide	200 ST	0057-12-5	10 U	10 U	5 U					
Iron + Manganese	500 ST	-	317.6	79.8	82.2					

NOTES:

- J: Estimated due to data validation criteria.
- U: Analyzed for but not detected, value shown is instrument detection limit.
- NA: Not analyzed.
- B: Concentration is above instrument detection limit but below contract required detection
- U*: Result qualified as non-detect based on validation criteria
- ST: Standard.
- GV: Guidance value.

Appendix A-2

SONIA ROAD LANDFILL
 POST CLOSURE GROUNDWATER MONITORING PROGRAM
 HISTORIC AND CURRENT SAMPLE RESULTS
 INORGANIC PARAMETERS

CONSTITUENT	NYSDEC Class GA Groundwater Standards/ Guidance Values	CAS #	MW-02S 11/11/2003 (ug/l)	MW-02S 2/26/2004 (ug/l)	MW-02S 5/20/2004 (ug/l)	MW-02S 8/20/2004 (ug/l)	MW-02S 11/10/2004 (ug/l)	MW-02S 2/28/2005 (ug/l)	MW-02S 5/26/2005 (ug/l)	MW-02S 8/24/2005 (ug/l)
Aluminum	-	7429-90-5								
Antimony	3 GV	7440-36-0								
Arsenic	25 ST	7440-38-2								
Barium	1,000 ST	7440-39-3								
Beryllium	3 GV	7440-41-7								
Boron	1,000 ST	7440-42-8								
Cadmium	5 ST	7440-43-9								
Calcium	-	7440-70-2								W
Chromium Hexavalent	50 ST	18540-29-9	N	N	N	N	N	N	N	E
Chromium Total	50 ST	7440-47-3	O	O	O	O	O	O	O	L
Cobalt	-	7440-48-4	T	T	T	T	T	T	T	L
Copper	200 ST	7440-50-8								
Iron	300 ST	7439-89-6	S	S	S	S	S	S	S	A
Lead	25 ST	7439-92-1	A	A	A	A	A	A	A	B
Magnesium	35,000 GV	7439-95-4	M	M	M	M	M	M	M	A
Manganese	300 ST	7439-96-5	P	P	P	P	P	P	P	N
Mercury	0.7 ST	7439-97-6	L	L	L	L	L	L	L	D
Nickel	100 ST	7440-02-0	E	E	E	E	E	E	E	O
Potassium	-	7440-09-7	D	D	D	D	D	D	D	N
Selenium	10 ST	7782-49-2								E
Silver	50 ST	7440-22-4								D
Sodium	20,000 ST	7440-23-5								
Thallium	0.5 GV	7440-28-0								
Vanadium	-	7440-62-2								
Zinc	2,000 ST	7440-66-6								
Cyanide	200 ST	0057-12-5								
Iron + Manganese	500 ST*	-								

NOTES:

J: Estimated due to data validation criteria.

U: Analyzed for but not detected, value shown is instrument detection limit.

NA: Not analyzed.

B: Concentration is above instrument detection limit but below contract required detection

U*: Result qualified as non-detected based on validation criteria

ST: Standard.

GV: Guidance value.

**SONIA ROAD LANDFILL
POST CLOSURE GROUNDWATER MONITORING PROGRAM
HISTORIC AND CURRENT SAMPLE RESULTS
INORGANIC PARAMETERS**

CONSTITUENT	NYSDEC Class GA Groundwater Standards/ Guidance Values	CAS #	MW-02S 11/30/2005 (ug/l)	MW-02S 3/1/2006 (ug/l)	MW-02S 5/18/2006 (ug/l)	MW-02S 8/9/2006 (ug/l)	MW-02S 11/29/2006 (ug/l)	MW-02S 2/22/2007 (ug/l)	MW-02S 6/1/2007 (ug/l)	MW-02S 8/14/2007 (ug/l)
Aluminum	-	7429-90-5								
Antimony	3 GV	7440-36-0								
Arsenic	25 ST	7440-38-2								
Barium	1,000 ST	7440-39-3								
Beryllium	3 GV	7440-41-7								
Boron	1,000 ST	7440-42-8								
Cadmium	5 ST	7440-43-9								
Calcium	-	7440-70-2	W	W	W	W	W	W	W	W
Chromium Hexavalent	50 ST	18540-29-9	E	E	E	E	E	E	E	E
Chromium Total	50 ST	7440-47-3	L	L	L	L	L	L	L	L
Cobalt	-	7440-48-4	L	L	L	L	L	L	L	L
Copper	200 ST	7440-50-8								
Iron	300 ST	7439-89-6	A	A	A	A	A	A	A	A
Lead	25 ST	7439-92-1	B	B	B	B	B	B	B	B
Magnesium	35,000 GV	7439-95-4	A	A	A	A	A	A	A	A
Manganese	300 ST	7439-96-5	N	N	N	N	N	N	N	N
Mercury	0.7 ST	7439-97-6	D	D	D	D	D	D	D	D
Nickel	100 ST	7440-02-0	O	O	O	O	O	O	O	O
Potassium	-	7440-09-7	N	N	N	N	N	N	N	N
Selenium	10 ST	7782-49-2	E	E	E	E	E	E	E	E
Silver	50 ST	7440-22-4	D	D	D	D	D	D	D	D
Sodium	20,000 ST	7440-23-5								
Thallium	0.5 GV	7440-28-0								
Vanadium	-	7440-62-2								
Zinc	2,000 ST	7440-66-6								
Cyanide	200 ST	0057-12-5								
Iron + Manganese	500 ST*	-								

NOTES:

- J: Estimated due to data validation criteria.
 - K: Concentration exceeds Standard/Guidance Value.
 - U: Analyzed for but not detected, value shown is instrument detection limit.
 - NA: Not analyzed.
 - B: Concentration is above instrument detection limit but below contract required detection
 - U*: Result qualified as non-detected based on validation criteria
- ST: Standard.
GV: Guidance value.

**SONIA ROAD LANDFILL
POST CLOSURE GROUNDWATER MONITORING PROGRAM
HISTORIC AND CURRENT SAMPLE RESULTS
INORGANIC PARAMETERS**

CONSTITUENT	NYSDEC Class GA Groundwater Standards/ Guidance Values	CAS #	MW-02S 11/14/2007 (ug/l)	MW-02S 2/12/2008 (ug/l)	MW-02S 5/19/2008 (ug/l)	MW-02S 8/4/2008 (ug/l)	MW-02S 11/3/2008 (ug/l)	MW-02S 2/24/2009 (ug/l)
Aluminum	-	7429-90-5						
Antimony	3 GV	7440-36-0						
Arsenic	25 ST	7440-38-2						
Barium	1,000 ST	7440-39-3						
Beryllium	3 GV	7440-41-7						
Boron	1,000 ST	7440-42-8						
Cadmium	5 ST	7440-43-9						
Calcium	-	7440-70-2	W	W	W	W	W	W
Chromium Hexavalent	50 ST	18540-29-9	E	E	E	E	E	E
Chromium Total	50 ST	7440-47-3	L	L	L	L	L	L
Cobalt	-	7440-48-4	L	L	L	L	L	L
Copper	200 ST	7440-50-8						
Iron	300 ST	7439-89-6	A	A	A	A	A	A
Lead	25 ST	7439-92-1	B	B	B	B	B	B
Magnesium	35,000 GV	7439-95-4	A	A	A	A	A	A
Manganese	300 ST	7439-96-5	N	N	N	N	N	N
Mercury	0.7 ST	7439-97-6	D	D	D	D	D	D
Nickel	100 ST	7440-02-0	O	O	O	O	O	O
Potassium	-	7440-09-7	N	N	N	N	N	N
Selenium	10 ST	7782-49-2	E	E	E	E	E	E
Silver	50 ST	7440-22-4	D	D	D	D	D	D
Sodium	20,000 ST	7440-23-5						
Thallium	0.5 GV	7440-28-0						
Vanadium	-	7440-62-2						
Zinc	2,000 ST	7440-66-6						
Cyanide	200 ST	0057-12-5						
Iron + Manganese	500 ST*	-						

NOTES:

- J: Estimated due to data validation criteria.
- U: Analyzed for but not detected, value shown is instrument detection limit.
- NA: Not analyzed.
- B: Concentration is above instrument detection limit but below contract required detection
- U*: Result qualified as non-detect based on validation criteria

ST: Standard.
GV: Guidance value.

**SONIA ROAD LANDFILL
POST CLOSURE GROUNDWATER MONITORING PROGRAM
HISTORIC AND CURRENT SAMPLE RESULTS
INORGANIC PARAMETERS**

CONSTITUENT	NYSDEC Class GA Groundwater Standards/ Guidance Values	CAS #	MW-03S 10/30/1997 (ug/l)	MW-03S 12/07/2000 (ug/l)	MW-03S 2/2/2001 (ug/l)	MW-03S 8/22/2002 (ug/l)	MW-03S 11/22/2002 (ug/l)	MW-03S 3/7/2003 (ug/l)	MW-03S 6/3/2003 (ug/l)	MW-03S 8/25/2003 (ug/l)
Aluminum	-	7429-90-5	16.5 B	53.7	NA	803	NA	NA	NA	46.0 B
Antimony	3 GV	7440-36-0	3 U	1.7 U	12.3 U	3.4 B	NA	NA	NA	3.5 U
Arsenic	25 ST	7440-38-2	3.2	2.5 U	1.9 U	4.5 U	NA	NA	NA	3.2 U
Barium	1,000 ST	7440-39-3	136	125 B	125	176 B	NA	NA	NA	158 B
Beryllium	3 GV	7440-41-7	0.1 U	0.1 U	0.24	0.80 B	NA	NA	NA	0.20 U
Boron	1,000 ST	7440-42-8	NA	128	153	139	NA	NA	NA	222
Cadmium	5 ST	7440-43-9	0.3 U	0.4 U	0.22	0.13 B	0.5 U	0.10 U	0.10 U	0.30 U
Calcium	-	7440-70-2	50,800	51,200	57,700	67,400	92,400	112,000	84,900	91,600
Chromium Hexavalent	50 ST	18540-29-9	20 U	20 U	20 U	NA	20 U	NA	NA	20 U
Chromium Total	50 ST	7440-47-3	3.1	3.5 U	0.6	NA	2.9 B	NA	NA	1.2 B
Cobalt	-	7440-48-4	1.1	0.9 U	1.7 U	NA	13.1 B	NA	NA	2.1 U
Copper	200 ST	7440-50-8	3.3	2.6 B	1.5 U	NA	11.5 B	NA	NA	5.2 B
Iron	300 ST	7439-89-6	12,700	10,200	7,390	30,600	80,600	85,800	21,100	16,800
Lead	25 ST	7439-92-1	1.4	1.4 U	1.1 U	0.8 U	2.1 B	1.5 U	1.8 B	0.84 B
Magnesium	35,000 GV	7439-95-4	7,970	7,620	8,320	9,840	16,000	21,700	14,100	14,600
Manganese	300 ST	7439-96-5	7,270	5,840	5,930	8,430	11,500	8,190	2,930	3,770
Mercury	0.7 ST	7439-97-6	0.1 U	0.1 U	0.1 U	NA	0.1 U	NA	NA	0.10 U
Nickel	100 ST	7440-02-0	2.6	1.9 U	1.4 U	NA	23.4 B	NA	NA	2.8 B
Potassium	-	7440-09-7	7,870	8310	9590	8,680	7,850	12,200	19,300	14,100
Selenium	10 ST	7782-49-2	2.8 U	2.8 B	2 N	NA	6	NA	NA	3.8 U
Silver	50 ST	7440-22-4	0.9 U	1.7 B	1.6 U	NA	1 U	NA	NA	1 U
Sodium	20,000 ST	7440-23-5	40,400	20,500	21,500	27,100	25,200	22,900	17,600	22,600
Thallium	0.5 GV	7440-28-0	2.6 U	2.3 U	2.8 U	NA	4.2 U	NA	NA	2.5 U
Vanadium	-	7440-62-2	3.7	0.7 U	1.7 U	NA	2.9 B	NA	NA	1.8 U
Zinc	2,000 ST	7440-66-6	34	3.5 B	3.6 U	NA	799	NA	NA	57.5
Cyanide	200 ST	0057-12-5	10 U	10 U	5 U	NA	10 U	NA	NA	10 U
Iron + Manganese	500 ST	-	19,970	16,040	13,320	39,030	92,100	93,990	24,030	20,570

NOTES:

J: Estimated due to data validation criteria.

K: Concentration exceeds Standard/Guidance Value.

U: Analyzed for but not detected, value shown is instrument detection limit.

NA: Not analyzed.

B: Concentration is above instrument detection limit but below contract required detection

U*: Result qualified as non-detect based on validation criteria

ST: Standard.

GV: Guidance value.

Appendix A-2

SONIA ROAD LANDFILL
 POST CLOSURE GROUNDWATER MONITORING PROGRAM
 HISTORIC AND CURRENT SAMPLE RESULTS
 INORGANIC PARAMETERS

CONSTITUENT	NYSDEC Class GA Groundwater Standards/ Guidance Values	CAS #	MW-03S 11/13/2003 (ug/l)	MW-03S 3/2/2004 (ug/l)	MW-03S 5/24/2004 (ug/l)	MW-03S 8/23/2004 (ug/l)	MW-03S 11/10/2004 (ug/l)	MW-03S 3/2/2005 (ug/l)	MW-03S 5/31/2005 (ug/l)	MW-03S 8/26/2005 (ug/l)
Aluminum	-	7429-90-5	NA	NA	57.5 B	NA	NA	12.1 B	NA	NA
Antimony	3 GV	7440-36-0	NA	NA	1.6 U	NA	NA	3.6 U	NA	NA
Arsenic	25 ST	7440-38-2	NA	NA	5.1 B	NA	NA	4.6 B	NA	NA
Barium	1,000 ST	7440-39-3	NA	NA	147 B	NA	NA	192 B	NA	NA
Beryllium	3 GV	7440-41-7	NA	NA	0.1 U	NA	NA	0.19 U	NA	NA
Boron	1,000 ST	7440-42-8	NA	NA	171 B	NA	NA	161	NA	NA
Cadmium	5 ST	7440-43-9	0.3 U	0.20 U	0.92 B	0.30 U	0.51 B	1.3 B	0.37 U	0.65 U
Calcium	-	7440-70-2	76,200	66,200	67,100	69,300	72,800	71,000	82,600	74,800
Chromium Hexavalent	50 ST	18540-29-9	NA	NA	20 U	NA	NA	20 U	NA	NA
Chromium Total	50 ST	7440-47-3	NA	NA	0.9 B	NA	NA	0.63 U	NA	NA
Cobalt	-	7440-48-4	NA	NA	0.9 U	NA	NA	1.3 U	NA	NA
Copper	200 ST	7440-50-8	NA	NA	2.1 B	NA	NA	2.1 B	NA	NA
Iron	300 ST	7439-89-6	34,900	28,300	27,400	30,400	30,300	34,000	27,600	48,900
Lead	25 ST	7439-92-1	1.1 U	0.70 U	0.7 U	1.2 U	1.1 U	1.1 U	1.2 U	3.9
Magnesium	35,000 GV	7439-95-4	11,800	9,800	10,100	9,850	10,400	10,400	13,000	10,000
Manganese	300 ST	7439-96-5	5,500	4,860	4,630	5,010	5,750	6,100	6,090	1,310
Mercury	0.7 ST	7439-97-6	NA	NA	0.1 U	NA	NA	0.1 U	NA	NA
Nickel	100 ST	7440-02-0	NA	NA	1.5 B	NA	NA	1.2 U	NA	NA
Potassium	-	7440-09-7	15,900	12,900	10,800	12,000	12,400	13,200	13,600	16,000
Selenium	10 ST	7782-49-2	NA	NA	1.8 U	NA	NA	3.0 U	NA	NA
Silver	50 ST	7440-22-4	NA	NA	0.5 U	NA	NA	0.75 U	NA	NA
Sodium	20,000 ST	7440-23-5	30,000	27,400	20,900	29,300	38,900	39,600	35,900	22,800
Thallium	0.5 GV	7440-28-0	NA	NA	1.9 U	NA	NA	2.7 U	NA	NA
Vanadium	-	7440-62-2	NA	NA	1 U	NA	NA	1.8 U	NA	NA
Zinc	2,000 ST	7440-66-6	NA	NA	20.7 B	NA	NA	72.2	NA	NA
Cyanide	200 ST	0057-12-5	NA	NA	10 U	NA	NA	10 U	NA	NA
Iron + Manganese	500 ST*	-	40,400	33,160	32,030	35,410	36,050	40,100	33,690	50,210

NOTES:

- J: Estimated due to data validation criteria.
- K: Concentration exceeds Standard/Guidance Value.
- U: Analyzed for but not detected, value shown is instrument detection limit.
- NA: Not analyzed.
- B: Concentration is above instrument detection limit but below contract required detection
- U*: Result qualified as non-detected based on validation criteria

ST: Standard.
 GV: Guidance value.

**SONIA ROAD LANDFILL
POST CLOSURE GROUNDWATER MONITORING PROGRAM
HISTORIC AND CURRENT SAMPLE RESULTS
INORGANIC PARAMETERS**

CONSTITUENT	NYSDEC Class GA Groundwater Standards/ Guidance Values	CAS #	MW-03S 11/30/2005 (ug/l)	MW-03S 3/1/2006 (ug/l)	MW-03S 5/18/2006 (ug/l)	MW-03S 8/9/2006 (ug/l)	MW-03S 11/29/2006 (ug/l)	MW-03S 2/22/2007 (ug/l)	MW-03S 6/1/2007 (ug/l)	MW-03S 8/14/2007 (ug/l)
Aluminum	-	7429-90-5	NA	NA	NA	NA	56.5 B	367	63.6 B	NA
Antimony	3 GV	7440-36-0	NA	NA	NA	NA	3.2 U	3.2 U	2.2 B	NA
Arsenic	25 ST	7440-38-2	NA	NA	NA	NA	2.9 U	2.9 U	6.3 B	NA
Barium	1,000 ST	7440-39-3	NA	NA	NA	NA	230	250	265	NA
Beryllium	3 GV	7440-41-7	NA	NA	NA	NA	0.17 U	0.17 U	0.30 B	NA
Boron	1,000 ST	7440-42-8	NA	NA	NA	NA	193 B	201 B	231 B	NA
Cadmium	5 ST	7440-43-9	0.43 U	0.26 U	0.34 U	0.34 U	0.28 U	0.92 B	0.27 B	0.16 U
Calcium	-	7440-70-2	124,000	115,000	93,400	97,500	85,200	82,400	91,900	76,000
Chromium Hexavalent	50 ST	18540-29-9	NA	NA	NA	NA	0.02 U	0.02 U	NA	NA
Chromium Total	50 ST	7440-47-3	NA	NA	NA	NA	0.50 U	1.7 B	0.33 U	NA
Cobalt	-	7440-48-4	NA	NA	NA	NA	1.3 U	1.3 U	0.40 U	NA
Copper	200 ST	7440-50-8	NA	NA	NA	NA	2.9 B	4.3 B	0.44 U	NA
Iron	300 ST	7439-89-6	26,700	20,800	27,700	31,200	27,800	28,700	29,900	25,200
Lead	25 ST	7439-92-1	1.6 U	1.3 U	2.7 B	1.9 U	1.5 U	1.9 B	1.1 U	1.1 U
Magnesium	35,000 GV	7439-95-4	18,200	18,900	13,700	14,300	13,300	13,600	14,200	11,600
Manganese	300 ST	7439-96-5	5,050	4,960	5,630	5,490	5,750	5,510	5,750	5,340
Mercury	0.7 ST	7439-97-6	NA	NA	NA	NA	0.1 U	0.10 U	NA	NA
Nickel	100 ST	7440-02-0	NA	NA	NA	NA	2.0 B	3.2 B	4.0 B	NA
Potassium	-	7440-09-7	17,700	22,500	17,500	18,500	16,500	18,600	17,700	14,900
Selenium	10 ST	7782-49-2	NA	NA	NA	NA	1.7 U	2.1 B	3.0 U	NA
Silver	50 ST	7440-22-4	NA	NA	NA	NA	0.38 U	0.38 U	0.51 U	NA
Sodium	20,000 ST	7440-23-5	29,000	42,300	34,300	33,300	35,900	36,700	34,400	U*
Thallium	0.5 GV	7440-28-0	NA	NA	NA	NA	2.9 U	5.5 B	3.7 B	NA
Vanadium	-	7440-62-2	NA	NA	NA	NA	1.6 B	2.3 B	2.0 B	NA
Zinc	2,000 ST	7440-66-6	NA	NA	NA	NA	71.1	U*	4.8 B	NA
Cyanide	200 ST	0057-12-5	NA	NA	NA	NA	10.0 U	10.0 U	NA	NA
Iron + Manganese	500 ST*	-	31,750	25,760	33,330	36,690	33,550	34,310	35,650	30,540

NOTES:

J: Estimated due to data validation criteria.

K: Concentration exceeds Standard/Guidance Value.

U: Analyzed for but not detected, value shown is instrument detection limit.

NA: Not analyzed.

B: Concentration is above instrument detection limit but below contract required detection

U*: Result qualified as non-detect based on validation criteria

ST: Standard.

GV: Guidance value.

**SONIA ROAD LANDFILL
POST CLOSURE GROUNDWATER MONITORING PROGRAM
HISTORIC AND CURRENT SAMPLE RESULTS
INORGANIC PARAMETERS**

CONSTITUENT	NYSDEC Class GA Groundwater Standards/ Guidance Values	CAS #	MW-03S 11/14/2007 (ug/l)	MW-03S 2/11/2008 (ug/l)	MW-03S 5/15/2008 (ug/l)	MW-03S 8/5/2008 (ug/l)	MW-03S 11/5/2008 (ug/l)	MW-03S 2/25/2009 (ug/l)
Aluminum	-	7429-90-5	NA	NA	NA	NA	8.7 U	NA
Antimony	3 GV	7440-36-0	NA	NA	NA	NA	2.3 B	NA
Arsenic	25 ST	7440-38-2	NA	NA	NA	NA	1.8 U	NA
Barium	1,000 ST	7440-39-3	NA	NA	NA	NA	166 B	NA
Beryllium	3 GV	7440-41-7	NA	NA	NA	NA	0.096 U	NA
Boron	1,000 ST	7440-42-8	NA	NA	NA	NA	134 B	NA
Cadmium	5 ST	7440-43-9	0.32 U	1.4 B	0.41 B	0.27 U	0.35 U	0.35 U
Calcium	-	7440-70-2	73,600 J	67,300	76,100	69,500	66,200	73,600
Chromium Hexavalent	50 ST	18540-29-9	NA	NA	NA	NA	0.02 U	NA
Chromium Total	50 ST	7440-47-3	NA	NA	NA	NA	1.3 B	NA
Cobalt	-	7440-48-4	NA	NA	NA	NA	0.88 U	NA
Copper	200 ST	7440-50-8	NA	NA	NA	NA	2.5 B	NA
Iron	300 ST	7439-89-6	24,600	17,200	25,200	21,500	18,500	24,300
Lead	25 ST	7439-92-1	1.4 U	1.4 U	2.3 B	2.3 U	1.3 U	1.3 U
Magnesium	35,000 GV	7439-95-4	11,200 J	10,400	11,900	11,400	10,300	11,100
Manganese	300 ST	7439-96-5	5,920 J	5,110	5,950	4,530	5,190	5,900
Mercury	0.7 ST	7439-97-6	NA	NA	NA	NA	0.13 U	NA
Nickel	100 ST	7440-02-0	NA	NA	NA	NA	2.1 B	NA
Potassium	-	7440-09-7	12,500	10,700	12,400	13,300	12,400	12,200
Selenium	10 ST	7782-49-2	NA	NA	NA	NA	1.9 U	NA
Silver	50 ST	7440-22-4	NA	NA	NA	NA	0.85 B	NA
Sodium	20,000 ST	7440-23-5	29,100 J	27,200	28,900	27,600	25,200	27,800
Thallium	0.5 GV	7440-28-0	NA	NA	NA	NA	1.9 U	NA
Vanadium	-	7440-62-2	NA	NA	NA	NA	1.2 B	NA
Zinc	2,000 ST	7440-66-6	NA	NA	NA	NA	1.5 U	NA
Cyanide	200 ST	0057-12-5	NA	NA	NA	NA	10.0 U	NA
Iron + Manganese	500 ST*	-	30,520	22,310	30,250	26,030	23,690	29,300

NOTES:

J: Estimated due to data validation criteria.

Concentration exceeds Standard/Guidance Value.

U: Analyzed for but not detected, value shown is instrument detection limit.

NA: Not analyzed

B: Concentration is above instrument detection limit but below contract required detection

U*: Result qualified as non-detected based on validation criteria

ST: Standard.

GV: Guidance value.

SONIA ROAD LANDFILL
 POST CLOSURE GROUNDWATER MONITORING PROGRAM
 HISTORIC AND CURRENT SAMPLE RESULTS
 INORGANIC PARAMETERS

CONSTITUENT	NYSDEC Class GA Groundwater Standards/ Guidance Values	CAS #	MW-04D 10/28/1997 (ug/l)	MW-04D 12/6/2000 (ug/l)	MW-04D 2/1/2001 (ug/l)	MW-04D 8/23/2002 (ug/l)	MW-04D 11/21/2002 (ug/l)	MW-04D 3/7/2003 (ug/l)	MW-04D 6/3/2003 (ug/l)	MW-04D 8/25/2003 (ug/l)
Aluminum	-	7429-90-5	52.9	17.7 B	15.7	NA	29.4 B	NA	NA	27.3 B
Antimony	3 GV	7440-36-0	3 U	1.7 U	12.3 U	NA	3.1 U	NA	NA	3.5 U
Arsenic	25 ST	7440-38-2	7.6	11.9	14.4	NA	7.2 B	NA	NA	13.7
Barium	1,000 ST	7440-39-3	186	249	224	NA	90.8 B	NA	NA	108 B
Beryllium	3 GV	7440-41-7	0.1	0.1 U	0.16	NA	0.4 U	NA	NA	0.20 U
Boron	1,000 ST	7440-42-8	NA	291	326	NA	170	NA	NA	120
Cadmium	5 ST	7440-43-9	0.3 U	0.4 U	0.37	0.1 B	0.5 U	0.1 U	0.10 U	0.30 U
Calcium	-	7440-70-2	56,100	60,000	59,100	30,800	24,700	24,000	27,500	30,900
Chromium Hexavalent	50 ST	18540-29-9	20 U	20 U	20 U	NA	20 U	NA	NA	20 U
Chromium Total	50 ST	7440-47-3	0.4 U	3.5 U	0.6 U	NA	1.3 B	NA	NA	0.70 U
Cobalt	-	7440-48-4	14.9	17.7 B	14.4	NA	4.3 B	NA	NA	4.4 B
Copper	200 ST	7440-50-8	0.7 U	1.5 U	1.5 U	NA	3.4 B	NA	NA	1.6 B
Iron	300 ST	7439-89-6	66,000	75,500	69,500	24,500	20,400	24,800	28,300	34,500
Lead	25 ST	7439-92-1	1 U	4	3.6	0.88 B	1.4 U	1.5 U	1.5 U	0.80 U
Magnesium	35,000 GV	7439-95-4	8,830	11,500	11,100	5,380	4,060 B	4,080 B	4,550 B	4,840 B
Manganese	300 ST	7439-96-5	1,700	2,900	2,470	569	690	725	764	829
Mercury	0.7 ST	7439-97-6	0.1 U	0.1 U	0.1 U	NA	0.1 U	NA	NA	0.10 U
Nickel	100 ST	7440-02-0	7.4	7.1 B	5.4	NA	2.3 B	NA	NA	2.6 B
Potassium	-	7440-09-7	14,000	14,900	16,200	10,700	8,650	8,970	10,500	8,800
Selenium	10 ST	7782-49-2	2.8 U	2.2 B	1.5 U	NA	2.4 U	NA	NA	3.8 U
Silver	50 ST	7440-22-4	0.9 U	1.3 B	1.6 U	NA	1 U	NA	NA	1 U
Sodium	20,000 ST	7440-23-5	21,100	26,500	27,500	15,300	13,700	14,000	14,900	13,300
Thallium	0.5 GV	7440-28-0	2.6 U	2.3 U	2.8 U	NA	4.2 U	NA	NA	2.5 U
Vanadium	-	7440-62-2	1.2 U	0.7 U	1.7 U	NA	0.82 B	NA	NA	1.8 U
Zinc	2,000 ST	7440-66-6	85.9	5.9 B	3.6 U	NA	16.7 B	NA	NA	22.8
Cyanide	200 ST	0057-12-5	10 U	10 U	5 U	NA	10 U	NA	NA	10 U
Iron + Manganese	500 ST	-	67,700	78,400	71,970	25,089	21,090	25,525	29,064	35,329

NOTES:

J: Estimated due to data validation criteria.

K: Concentration exceeds Standard/Guidance Value.

U: Analyzed for but not detected, value shown is instrument detection limit.

NA: Not analyzed.

B: Concentration is above instrument detection limit but below contract required detection

U*: Result qualified as non-detect based on validation criteria

ST: Standard.

GV: Guidance value.

SONIA ROAD LANDFILL
 POST CLOSURE GROUNDWATER MONITORING PROGRAM
 HISTORIC AND CURRENT SAMPLE RESULTS
 INORGANIC PARAMETERS

CONSTITUENT	NYSDEC Class CA Groundwater Standards/ Guidance Values	CAS #	MW-04D 11/11/2003 (ug/l)	MW-04D 3/1/2004 (ug/l)	MW-04D 5/24/2004 (ug/l)	MW-04D 8/23/2004 (ug/l)	MW-04D 11/9/2004 (ug/l)	MW-04D 3/1/2005 (ug/l)	MW-04D 5/27/2005 (ug/l)	MW-04D 8/26/2005 (ug/l)
Aluminum	-	7429-90-5	NA	NA	30.3 B	NA	NA	94.5 B	NA	NA
Antimony	3 GV	7440-36-0	NA	NA	1.6 U	NA	NA	3.6 U	NA	NA
Arsenic	25 ST	7440-38-2	NA	NA	16.8	NA	NA	20.3	NA	NA
Barium	1,000 ST	7440-39-3	NA	NA	135 B	NA	NA	172 B	NA	NA
Beryllium	3 GV	7440-41-7	NA	NA	0.1 U	NA	NA	0.35 B	NA	NA
Boron	1,000 ST	7440-42-8	NA	NA	96.7 B	NA	NA	161	NA	NA
Cadmium	5 ST	7440-43-9	0.3 U	0.20 U	1.5 B	0.30 U	0.84 B	2.6 B	1.3 B	0.65 U
Calcium	-	7440-70-2	34,000	43,400	43,500	63,500	62,500	60,600	58,300	56,800
Chromium Hexavalent	50 ST	18540-29-9	NA	NA	20 U	NA	NA	20 U	NA	NA
Chromium Total	50 ST	7440-47-3	NA	NA	0.6 U	NA	NA	0.63 U	NA	NA
Cobalt	-	7440-48-4	NA	NA	4.7 B	NA	NA	5.0 B	NA	NA
Copper	200 ST	7440-50-8	NA	NA	0.9 U	NA	NA	1.3 B	NA	NA
Iron	300 ST	7439-89-6	35,300	45,700	48,900	61,000	65,600	66,400	64,500	58,000
Lead	25 ST	7439-92-1	1.1 U	1.6 U	0.7 U	2.6 B	1.1 U	1.1 U	1.2 U	4.4
Magnesium	35,000 GV	7439-95-4	5,720	7,110	7,730	9,970	9,860	9,350	8,950	8,050
Manganese	300 ST	7439-96-5	972	1,270	1,280	1,780	1,660	1,400	1,220	1,170
Mercury	0.7 ST	7439-97-6	NA	NA	0.1 U	NA	NA	0.1 U	NA	NA
Nickel	100 ST	7440-02-0	NA	NA	1.5 B	NA	NA	2.0 B	NA	NA
Potassium	-	7440-09-7	11,000	10,500	10,400	13,400	12,500	13,200	10,800	8,460
Selenium	10 ST	7782-49-2	NA	NA	1.8 U	NA	NA	3.0 U	NA	NA
Silver	50 ST	7440-22-4	NA	NA	0.5 U	NA	NA	0.75 U	NA	NA
Sodium	20,000 ST	7440-23-5	13,900	16,400	15,000	21,900	24,100	25,100	25,500	22,400
Thallium	0.5 GV	7440-28-0	NA	NA	1.9 U	NA	NA	3.1 B	NA	NA
Vanadium	-	7440-62-2	NA	NA	1 U	NA	NA	1.8 U	NA	NA
Zinc	2,000 ST	7440-66-6	NA	NA	18 B	NA	NA	63.6	NA	NA
Cyanide	200 ST	0057-12-5	NA	NA	10 U	NA	NA	10 U	NA	NA
Iron + Manganese	500 ST*	-	36,272	46,970	50,180	62,780	67,260	67,800	65,720	59,170

NOTES:

- J: Estimated due to data validation criteria.
- K: Concentration exceeds Standard/Guidance Value.
- U: Analyzed for but not detected, value shown is instrument detection limit.
- NA: Not analyzed.
- B: Concentration is above instrument detection limit but below contract required detection
- U*: Result qualified as non-detect based on validation criteria

ST: Standard.
 GV: Guidance value.

SONIA ROAD LANDFILL
 POST CLOSURE GROUNDWATER MONITORING PROGRAM
 HISTORIC AND CURRENT SAMPLE RESULTS
 INORGANIC PARAMETERS

CONSTITUENT	NYSDEC Class GA Groundwater Standards/ Guidance Values	CAS #	MW-04D 11/30/2005 (ug/l)	MW-04D 3/1/2006 (ug/l)	MW-04D 5/22/2006 (ug/l)	MW-04D 8/10/2006 (ug/l)	MW-04D 11/30/2006 (ug/l)	MW-04D 2/23/2007 (ug/l)	MW-04D 5/24/2007 (ug/l)	MW-04D 8/10/2007 (ug/l)
Aluminum	-	7429-90-5	NA	NA	NA	NA	24.4 B	31.2 B	69.0 B	NA
Antimony	3 GV	7440-36-0	NA	NA	NA	NA	3.2 U	3.2 U	1.6 U	NA
Arsenic	25 ST	7440-38-2	NA	NA	NA	NA	19.2	8.1 B	5.1 B	NA
Barium	1,000 ST	7440-39-3	NA	NA	NA	NA	44.8 B	37.1 B	32.9 B	NA
Beryllium	3 GV	7440-41-7	NA	NA	NA	NA	0.17 U	1.1 B	1.2 B	NA
Boron	1,000 ST	7440-42-8	NA	NA	NA	NA	62.7 B	64.6 B	61.1 B	NA
Cadmium	5 ST	7440-43-9	0.43 U	0.26 U	0.12 U	0.34 U	0.28 U	1.5 B	0.62 B	0.82 B
Calcium	-	7440-70-2	48,100	39,700	30,100	23,400	19,500	18,400	15,900	20,700
Chromium Hexavalent	50 ST	18540-29-9	NA	NA	NA	NA	0.02 U	0.02 U	NA	NA
Chromium Total	50 ST	7440-47-3	NA	NA	NA	NA	1.4 B	1.6 B	0.43 B	NA
Cobalt	-	7440-48-4	NA	NA	NA	NA	1.3 U	1.8 B	1.5 B	NA
Copper	200 ST	7440-50-8	NA	NA	NA	NA	3.7 B	3.7 B	0.44 U	NA
Iron	300 ST	7439-89-6	53,100	44,000	34,300	25,700	24,000	4,920	6,140	25,500
Lead	25 ST	7439-92-1	2.2 B	1.3 U	1.1 U	1.9 U	1.5 U	1.5 U	1.1 U	1.1 U
Magnesium	35,000 GV	7439-95-4	6,630	5,940	4,370 B	3,150 B	2,900 B	2,820 B	2,410 B	3,100 B
Manganese	300 ST	7439-96-5	931	970	693	530	514	446	443	722
Mercury	0.7 ST	7439-97-6	NA	NA	NA	NA	0.1 U	0.10 U	NA	NA
Nickel	100 ST	7440-02-0	NA	NA	NA	NA	1.8 U	1.8 U	0.79 B	NA
Potassium	-	7440-09-7	7,790	8,440	7,280	5,850	5,000 B	5,410	4,650 B	5,280
Selenium	10 ST	7782-49-2	NA	NA	NA	NA	1.7 U	1.7 U	3.0 U	NA
Silver	50 ST	7440-22-4	NA	NA	NA	NA	0.38 U	0.59 B	1.1 B	NA
Sodium	20,000 ST	7440-23-5	22,000	20,000	15,900	10,900	8,900	9,160	7,970	U*
Thallium	0.5 GV	7440-28-0	NA	NA	NA	NA	2.9 U	4.9 B	2.2 U	NA
Vanadium	-	7440-62-2	NA	NA	NA	NA	1.4 U	1.4 U	1.1 U	NA
Zinc	2,000 ST	7440-66-6	NA	NA	NA	NA	62.0	38.5	U*	NA
Cyanide	200 ST	0057-12-5	NA	NA	NA	NA	10.0 U	10.0 U	NA	NA
Iron + Manganese	500 ST*	-	54,031	44,970	34,993	26,230	24,514	5,366	6,583	26,222

NOTES:

- J. Estimated due to data validation criteria.
- Concentration exceeds Standard/Guidance Value.
- U: Analyzed for but not detected, value shown is instrument detection limit.
- NA: Not analyzed.
- B: Concentration is above instrument detection limit but below contract required detection
- U*: Result qualified as non-detected based on validation criteria

ST: Standard.
 GV: Guidance value.

**SONIA ROAD LANDFILL
POST CLOSURE GROUNDWATER MONITORING PROGRAM
HISTORIC AND CURRENT SAMPLE RESULTS
INORGANIC PARAMETERS**

CONSTITUENT	NYSDEC Class GA Groundwater Standards/ Guidance Values	CAS #	MW-04D 11/13/2007 (ug/l)	MW-04D 02/11/08 (ug/l)	MW-04D 5/15/2008 (ug/l)	MW-04D 8/4/2008 (ug/l)	MW-04D 11/3/2008 (ug/l)	MW-04D 2/23/2009 (ug/l)
Aluminum	-	7429-90-5	NA	NA	NA	NA	8.7 U	NA
Antimony	3 GV	7440-36-0	NA	NA	NA	NA	2.3 U	NA
Arsenic	25 ST	7440-38-2	NA	NA	NA	NA	12.9	NA
Barium	1,000 ST	7440-39-3	NA	NA	NA	NA	21.6 B	NA
Beryllium	3 GV	7440-41-7	NA	NA	NA	NA	0.096 U	NA
Boron	1,000 ST	7440-42-8	NA	NA	NA	NA	40.6 BN	NA
Cadmium	5 ST	7440-43-9	0.32 U	0.58 B	0.27 U	0.47 B	0.35 U	0.48 B
Calcium	-	7440-70-2	16,600	15,700	12,700	9,450	9,600	12,500
Chromium Hexavalent	50 ST	18540-29-9	NA	NA	NA	NA	0.57 B	NA
Chromium Total	50 ST	7440-47-3	NA	NA	NA	NA	0.02 U	NA
Cobalt	-	7440-48-4	NA	NA	NA	NA	0.88 U	NA
Copper	200 ST	7440-50-8	NA	NA	NA	NA	2.6 B	NA
Iron	300 ST	7439-89-6	4,130	21,100	16,800	12,700	13,000	17,700
Lead	25 ST	7439-92-1	1.4 U	1.4 U	2.3 U	2.3 U	4.0	1.3 U
Magnesium	35,000 GV	7439-95-4	2,570 B	2,350 B	1,950 B	1,490 B	1,460 B	1,850 B
Manganese	300 ST	7439-96-5	251	680	506	403	419	552
Mercury	0.7 ST	7439-97-6	NA	NA	NA	NA	0.13 U	NA
Nickel	100 ST	7440-02-0	NA	NA	NA	NA	1.2 U	NA
Potassium	-	7440-09-7	4,360 J	3,830 B	3,720 B	3,800 B	3,870 B	3,720 B
Selenium	10 ST	7782-49-2	NA	NA	NA	NA	1.9 UN	NA
Silver	50 ST	7440-22-4	NA	NA	NA	NA	0.54 U	NA
Sodium	20,000 ST	7440-23-5	7,480	9,590	9,100	7,280	7,150	7,130
Thallium	0.5 GV	7440-28-0	NA	NA	NA	NA	2.9 B	NA
Vanadium	-	7440-62-2	NA	NA	NA	NA	0.74 U	NA
Zinc	2,000 ST	7440-66-6	NA	NA	NA	NA	6.2 B	NA
Cyanide	200 ST	0057-12-5	NA	NA	NA	NA	10.0 U	NA
Iron + Manganese	500 ST*	-	4,581	21,780	17,306	13,103	13,419	18,252

NOTES:

- J: Estimated due to data validation criteria.
- [Shaded Cell]: Concentration exceeds Standard/Guidance Value.
- U: Analyzed for but not detected, value shown is instrument detection limit.
- NA: Not analyzed.
- B: Concentration is above instrument detection limit but below contract required detection.
- U*: Result qualified as non-detect based on validation criteria

ST: Standard.
GV: Guidance value.

SONIA ROAD LANDFILL
 POST CLOSURE GROUNDWATER MONITORING PROGRAM
 HISTORIC AND CURRENT SAMPLE RESULTS
 INORGANIC PARAMETERS

CONSTITUENT	NYSDEC Class GA Groundwater Standards/ Guidance Values	CAS #	MW-041									
			10/29/1997 (ug/l)	12/6/2000 (ug/l)	2/11/2001 (ug/l)	8/23/2002 (ug/l)	11/22/2002 (ug/l)	3/6/2003 (ug/l)	6/3/2003 (ug/l)	8/22/2003 (ug/l)		
Aluminum	-	7429-90-5	365	19.9 B	18.7	NA	NA	13.9 B	NA	NA	17.7 B	
Antimony	3 GV	7440-36-0	3 U	1.7 U	12.3 U	NA	NA	3.1 B	NA	NA	3.5 U	
Arsenic	25 ST	7440-38-2	10.1	14.6	17.1	NA	NA	11.5	NA	NA	17.5	
Barium	1,000 ST	7440-39-3	128	175 B	107	NA	NA	135 B	NA	NA	124 B	
Beryllium	3 GV	7440-41-7	0.1	0.1 U	0.14	NA	NA	0.4 U	NA	NA	0.20 U	
Boron	1,000 ST	7440-42-8	NA	300	285	NA	NA	231	NA	NA	211	
Cadmium	5 ST	7440-43-9	0.3 U	0.4 U	0.2 U	0.25 B	0.50 U	0.50 U	0.10 U	0.10 U	0.30 U	
Calcium	-	7440-70-2	53,200	92,000	62,200	41,700	85,700	85,700	85,500	101,000	90,100	
Chromium Hexavalent	50 ST	18540-29-9	20 U	20 U	20 U	20 U	20 U	20 U	NA	NA	20 U	
Chromium Total	50 ST	7440-47-3	0.3 U	3.5 U	0.6 U	NA	1 B	1 U	NA	NA	2.1 U	
Cobalt	-	7440-48-4	2.5	1.7 B	1.7 U	NA	1 U	NA	NA	NA	2.1 U	
Copper	200 ST	7440-50-8	5.2	1.5 U	1.5 U	NA	2.8 B	NA	NA	NA	2.2 B	
Iron	300 ST	7439-89-6	31,800	55,200	38,200	29,000	56,200	53,000	62,500	56,900		
Lead	25 ST	7439-92-1	3.7	1.9 B	1.9	0.8 U	1.4 U	1.5 U	1.6 B	0.80 U		
Magnesium	35,000 GV	7439-95-4	9,580	15,700	9,960	5,690	10,700	11,100	12,800	10,400		
Manganese	300 ST	7439-96-5	480	884	592	576	1,410	1,270	1,640	1,420		
Mercury	0.7 ST	7439-97-6	0.1 U	0.1 U	0.1 U	NA	0.1 U	NA	NA	0.1 U		
Nickel	100 ST	7440-02-0	3.9	1.9 U	1.4 U	NA	3.5 B	NA	NA	5.0 B		
Potassium	-	7440-09-7	69,400	21,700	19,400	10,100	14,800	15,400	18,900	13,600		
Selenium	10 ST	7782-49-2	2.8 U	1.7 U	1.5 U	NA	3.9 B	NA	NA	3.8 U		
Silver	50 ST	7440-22-4	0.9 U	0.5 U	1.6 U	NA	1 U	NA	NA	1 U		
Sodium	20,000 ST	7440-23-5	29,200	32,500	22,700	13,400	26,800	25,700	34,000	27,800		
Thallium	0.5 GV	7440-28-0	2.6 U	2.3 U	2.8 U	NA	4.2 U	NA	NA	2.5 U		
Vanadium	-	7440-62-2	4.4	0.7 U	1.7 U	NA	1.8 B	NA	NA	2.0 B		
Zinc	2,000 ST	7440-66-6	96.1	68 B	3.6 U	NA	19.3 B	NA	NA	7.1 B		
Cyanide	200 ST	0057-12-5	10 U	10 U	5 U	NA	10 U	NA	NA	10 U		
Iron + Manganese	500 ST	-	37,280	56,084	38,792	29,576	57,610	59,270	64,140	58,370		

NOTES:

- J: Estimated due to data validation criteria.
- K: Concentration exceeds Standard/Guidance Value.
- U: Analyzed for but not detected, value shown is instrument detection limit.
- NA: Not analyzed.
- B: Concentration is above instrument detection limit but below contract required detection
- U*: Result qualified as non-detect based on validation criteria

ST: Standard.
 GV: Guidance value.

**SONIA ROAD LANDFILL
POST CLOSURE GROUNDWATER MONITORING PROGRAM
HISTORIC AND CURRENT SAMPLE RESULTS
INORGANIC PARAMETERS**

CONSTITUENT	NYSDEC Class GA Groundwater Standards/ Guidance Values	CAS #	MW-041 11/12/2003 (ug/l)	MW-041 3/12/2004 (ug/l)	MW-041 5/24/2004 (ug/l)	MW-041 8/23/2004 (ug/l)	MW-041 11/9/2004 (ug/l)	MW-041 3/1/2005 (ug/l)	MW-041 5/27/2005 (ug/l)	MW-041 8/26/2005 (ug/l)
Aluminum	-	7429-90-5	NA	NA	50.8 B	NA	NA	73.0 B	NA	NA
Antimony	3 GV	7440-36-0	NA	NA	1.6 U	NA	NA	3.6 U	NA	NA
Arsenic	25 ST	7440-38-2	NA	NA	17.4	NA	NA	19.4	NA	NA
Barium	1,000 ST	7440-39-3	NA	NA	100 B	NA	NA	189 B	NA	NA
Beryllium	3 GV	7440-41-7	NA	NA	0.10 U	NA	NA	0.19 U	NA	NA
Boron	1,000 ST	7440-42-8	NA	NA	177 B	NA	NA	291	NA	NA
Cadmium	5 ST	7440-43-9	0.3 U	0.20 U	1.4 B	0.30 U	1.0 B	2.1 B	1.2 B	0.65 U
Calcium	-	7440-70-2	91,200	99,100	78,500	87,100	86,700	87,700	78,000	68,800
Chromium Hexavalent	50 ST	18540-29-9	NA	NA	20 U	NA	NA	20 U	NA	NA
Chromium Total	50 ST	7440-47-3	NA	NA	0.6 U	NA	NA	0.63 U	NA	NA
Cobalt	-	7440-48-4	NA	NA	0.9 U	NA	NA	1.3 U	NA	NA
Copper	200 ST	7440-50-8	NA	NA	0.9 U	NA	NA	1.1 U	NA	NA
Iron	300 ST	7439-89-6	56,100	61,600	50,500	51,900	56,600	56,000	48,100	44,700
Lead	25 ST	7439-92-1	1.1 U	1.6 U	0.7 U	2.0 B	1.1 U	1.1 U	1.2 U	3.2
Magnesium	35,000 GV	7439-95-4	10,500	10,600	8,680	9,570	10,600	12,800	11,600	9,250
Manganese	300 ST	7439-96-5	1,510	1,790	1,420	1,640	1,780	1,680	1,390	1,210
Mercury	0.7 ST	7439-97-6	NA	NA	0.1 U	NA	NA	0.1 U	NA	NA
Nickel	100 ST	7440-02-0	NA	NA	1.8 B	NA	NA	1.2 U	NA	NA
Potassium	-	7440-09-7	16,000	14,000	11,700	14,500	16,500	26,000	20,200	14,400
Selenium	10 ST	7782-49-2	NA	NA	1.8 U	NA	NA	3.0 U	NA	NA
Silver	50 ST	7440-22-4	NA	NA	0.5 U	NA	NA	0.75 U	NA	NA
Sodium	20,000 ST	7440-23-5	29,500	30,800	22,000	26,400	27,400	27,200	26,600	21,200
Thallium	0.5 GV	7440-28-0	NA	NA	1.9 U	NA	NA	2.7 U	NA	NA
Vanadium	-	7440-62-2	NA	NA	1 U	NA	NA	1.8 U	NA	NA
Zinc	2,000 ST	7440-66-6	NA	NA	26.2 B	NA	NA	46.3	NA	NA
Cyanide	200 ST	0057-12-5	NA	NA	10 U	NA	NA	10 U	NA	NA
Iron + Manganese	500 ST*	-	57,610	63,390	51,920	53,540	58,380	57,680	49,490	45,910

NOTES:

J: Estimated due to data validation criteria.

Concentration exceeds Standard/Guidance Value.

U: Analyzed for but not detected, value shown is instrument detection limit.

NA: Not analyzed.

B: Concentration is above instrument detection limit but below contract required detection

U*: Result qualified as non-detected based on validation criteria

ST: Standard.

GV: Guidance value.

SONIA ROAD LANDFILL
POST CLOSURE GROUNDWATER MONITORING PROGRAM
HISTORIC AND CURRENT SAMPLE RESULTS
INORGANIC PARAMETERS

CONSTITUENT	NYSDEC Class GA Groundwater Standards/ Guidance Values	CAS #	MW-041 11/30/2005 (ug/l)	MW-041 3/1/2006 (ug/l)	MW-041 5/22/2006 (ug/l)	MW-041 8/10/2006 (ug/l)	MW-041 11/30/2006 (ug/l)	MW-041 2/23/2007 (ug/l)	MW-041 5/24/2007 (ug/l)	MW-041 8/10/2007 (ug/l)
Aluminum	-	7429-90-5	NA	NA	NA	NA	16.8 B	18.9 B	63.8 B	NA
Antimony	3 GV	7440-36-0	NA	NA	NA	NA	3.2 U	3.2 U	1.7 B	NA
Arsenic	25 ST	7440-38-2	NA	NA	NA	NA	14.4	7.5 B	2.0 U	NA
Barium	1,000 ST	7440-39-3	NA	NA	NA	NA	47.7 B	30.3 B	33.1 B	NA
Beryllium	3 GV	7440-41-7	NA	NA	NA	NA	0.17 U	0.17 U	0.58 B	NA
Boron	1,000 ST	7440-42-8	NA	NA	NA	NA	94.3 B	80.9 B	89.6 B	NA
Cadmium	5 ST	7440-43-9	0.43 U	0.26 U	0.12 U	0.34 U	0.28 U	0.28 U	0.20 B	0.16 U
Calcium	-	7440-70-2	59,700	53,300	41,200	52,600	34,500	28,700	31,600	76,800
Chromium Hexavalent	50 ST	18540-29-9	NA	NA	NA	NA	0.02 U	0.02 U	NA	NA
Chromium Total	50 ST	7440-47-3	NA	NA	NA	NA	1.2 B	0.74 B	0.33 U	NA
Cobalt	-	7440-48-4	NA	NA	NA	NA	1.3 U	1.3 U	0.40 U	NA
Copper	200 ST	7440-50-8	NA	NA	NA	NA	2.8 B	7.1 B	U*	NA
Iron	300 ST	7439-89-6	38,300	33,000	25,500	31,200	20,500	4,420	2,900	54,400
Lead	25 ST	7439-92-1	2.0 B	1.3 U	1.1 U	1.9 U	1.5 U	1.5 U	1.1 U	1.1 U
Magnesium	35,000 GV	7439-95-4	7,470	7,060	5,140	5,890	3,630 B	3,020	3,240 B	9,030
Manganese	300 ST	7439-96-5	1,040	894	671	857	522	367	296	1,580
Mercury	0.7 ST	7439-97-6	NA	NA	NA	NA	0.1 U	0.10 U	NA	NA
Nickel	100 ST	7440-02-0	NA	NA	NA	NA	1.8 U	1.8 U	0.78 U	NA
Potassium	-	7440-09-7	13,400	15,400	12,400	11,700	7,770	7,360	7,310	14,600 J
Selenium	10 ST	7782-49-2	NA	NA	NA	NA	1.7 U	1.7 U	3.0 U	NA
Silver	50 ST	7440-22-4	NA	NA	NA	NA	0.48 B	0.38 U	0.51 U	NA
Sodium	20,000 ST	7440-23-5	19,500	18,200	15,800	18,600	13,400	11,500	13,900	U*
Thallium	0.5 GV	7440-28-0	NA	NA	NA	NA	2.9 U	2.9 U	2.2 U	NA
Vanadium	-	7440-62-2	NA	NA	NA	NA	1.4 U	1.4 U	1.1 U	NA
Zinc	2,000 ST	7440-66-6	NA	NA	NA	NA	45.3	37.0	U*	NA
Cyanide	200 ST	0057-12-5	NA	NA	NA	NA	10.0 U	10.0 U	NA	NA
Iron + Manganese	500 ST*	-	39,340	33,894	26,171	32,057	32,057	4,787	3,196	55,980

NOTES:

J: Estimated due to data validation criteria.

K: Concentration exceeds Standard/Guidance Value.

U: Analyzed for but not detected, value shown is instrument detection limit.

NA: Not analyzed.

B: Concentration is above instrument detection limit but below contract required detection

U*: Result qualified as non-detect based on validation criteria

ST: Standard.

GV: Guidance value.

**SONIA ROAD LANDFILL
POST CLOSURE GROUNDWATER MONITORING PROGRAM
HISTORIC AND CURRENT SAMPLE RESULTS
INORGANIC PARAMETERS**

CONSTITUENT	NYSDEC Class GA Groundwater Standards/ Guidance Values	CAS #	MW-041 11/13/2007 (ug/l)	MW-041 02/1/108 (ug/l)	MW-041 5/15/2008 (ug/l)	MW-041 8/5/2008 (ug/l)	MW-041 11/3/2008 (ug/l)	MW-041 2/23/2009 (ug/l)
Aluminum	-	7429-90-5	NA	NA	NA	NA	8.7 U	NA
Antimony	3 GV	7440-36-0	NA	NA	NA	NA	2.3 U	NA
Arsenic	25 ST	7440-38-2	NA	NA	NA	NA	11.8	NA
Barium	1,000 ST	7440-39-3	NA	NA	NA	NA	33.6 B	NA
Beryllium	3 GV	7440-41-7	NA	NA	NA	NA	0.096 U	NA
Boron	1,000 ST	7440-42-8	NA	NA	NA	NA	81.8 BN	NA
Cadmium	5 ST	7440-43-9	0.32 U	0.58 B	0.27 U	0.27 U	0.35 U	0.35 U
Calcium	-	7440-70-2	36,400	42,300	24,600	32,600	28,100	33,300
Chromium Hexavalent	50 ST	18540-29-9	NA	NA	NA	NA	0.45 B	NA
Chromium Total	50 ST	7440-47-3	NA	NA	NA	NA	0.02 U	NA
Cobalt	-	7440-48-4	NA	NA	NA	NA	0.88 U	NA
Copper	200 ST	7440-50-8	NA	NA	NA	NA	3.3 B	NA
Iron	300 ST	7439-89-6	1,610	30,900	20,400	25,900	21,400	25,700
Lead	25 ST	7439-92-1	1.4 UJ	1.4 U	2.3 U	2.3 U	1.3 U	1.3 U
Magnesium	35,000 GV	7439-95-4	3,800 B	4,560	2,700 B	3,760 B	3,060 B	3,520 B
Manganese	300 ST	7439-96-5	75.1	999	765	1,100	1,060	1,230
Mercury	0.7 ST	7439-97-6	NA	NA	NA	NA	0.13 U	NA
Nickel	100 ST	7440-02-0	NA	NA	NA	NA	1.2 U	NA
Potassium	-	7440-09-7	7,640 J	7,430	5,510	7,140	6,600	8,460
Selenium	10 ST	7782-49-2	NA	NA	NA	NA	1.9 UN	NA
Silver	50 ST	7440-22-4	NA	NA	NA	NA	0.54 U	NA
Sodium	20,000 ST	7440-23-5	14,600	26,600	14,400	19,600	17,500	34,700
Thallium	0.5 GV	7440-28-0	NA	NA	NA	NA	3.9 B	NA
Vanadium	-	7440-62-2	NA	NA	NA	NA	0.74 U	NA
Zinc	2,000 ST	7440-66-6	NA	NA	NA	NA	6.1 B	NA
Cyanide	200 ST	0057-12-5	NA	NA	NA	NA	10.0 U	NA
Iron + Manganese	500 ST*	-	1,685	31,899	21,165	27,000	22,460	26,930

NOTES:

J: Estimated due to data validation criteria.

Concentration exceeds Standard/Guidance Value.

U: Analyzed for but not detected, value shown is instrument detection limit.

NA: Not analyzed.

B: Concentration is above instrument detection limit but below contract required detection

U*: Result qualified as non-detected based on validation criteria

ST: Standard.
GV: Guidance value.

Appendix A-2

SONIA ROAD LANDFILL
 POST CLOSURE GROUNDWATER MONITORING PROGRAM
 HISTORIC AND CURRENT SAMPLE RESULTS
 INORGANIC PARAMETERS

CONSTITUENT	NYSDEC Class GA Groundwater Standards/ Guidance Values	CAS #	MW-04S 10/29/1997 (ug/l)	MW-04S 12/6/2000 (ug/l)	MW-04S 2/1/2001 (ug/l)	MW-04S 8/23/2002 (ug/l)	MW-04S 11/22/2002 (ug/l)	MW-04S 3/6/2003 (ug/l)	MW-04S 6/3/2003 (ug/l)	MW-04S 8/25/2003 (ug/l)
Aluminum	-	7429-90-5	574	28.8 B	32.4	NA	102 B	NA	NA	27.2 B
Antimony	3 GV	7440-36-0	3 U	1.7 U	12.3 U	NA	3.1 U	NA	NA	3.5 U
Arsenic	25 ST	7440-38-2	11.4	3.7 B	7.8	NA	4.5 U	NA	NA	8.1 B
Barium	1,000 ST	7440-39-3	441	278	285	NA	316	NA	NA	240
Beryllium	3 GV	7440-41-7	0.2	0.12 B	0.18	NA	0.4 U	NA	NA	0.20 U
Boron	1,000 ST	7440-42-8	NA	263	296	NA	320	NA	NA	273
Cadmium	5 ST	7440-43-9	0.3 U	0.4 U	0.2 U	0.10 U	0.5 U	0.10 U	0.10 U	0.30 U
Calcium	-	7440-70-2	152,000	99,400	109,000	115,000	123,000	139,000	138,000	109,000
Chromium Hexavalent	50 ST	18540-29-9	20 U	20 U	20 U	NA	20 U	NA	NA	20 U
Chromium Total	50 ST	7440-47-3	1.6	3.5 U	0.6 U	NA	0.92 B	NA	NA	1.0 B
Cobalt	-	7440-48-4	2.1	0.9 U	1.7 U	NA	1 U	NA	NA	2.8 B
Copper	200 ST	7440-50-8	2.5	1.5 U	2.2	NA	6.7 B	NA	NA	2.7 B
Iron	300 ST	7439-89-6	56,800	44,800	49,600	56,400	46,900	54,600	44,300	43,100
Lead	25 ST	7439-92-1	1.0 U	1.4 U	2.8	2.8 B	1.4 U	1.5 U	1.6 B	0.80 U
Magnesium	35,000 GV	7439-95-4	22,600	14,400	15,300	14,000	13,700	16,300	16,100	11,900
Manganese	300 ST	7439-96-5	1,520	1,770	2,040	2,140	1,670	1,960	3,000	1,690
Mercury	0.7 ST	7439-97-6	0.1 U	0.1 U	0.1 U	NA	0.1 U	NA	NA	0.10 U
Nickel	100 ST	7440-02-0	1.3 U	1.9 U	1.4 U	NA	4.3 B	NA	NA	4.7 B
Potassium	-	7440-09-7	30,800	19,800	21,800	17,900	17,500	20,300	21,800	14,300
Selenium	10 ST	7782-49-2	2.8 U	1.7 U	1.5 U	NA	2.4 U	NA	NA	3.8 U
Silver	50 ST	7440-22-4	0.9 U	1.3 B	1.6 U	NA	1 U	NA	NA	1 U
Sodium	20,000 ST	7440-23-5	29,900	32,100	33,300	32,500	29,700	31,600	35,900	26,400
Thallium	0.5 GV	7440-28-0	2.6 U	2.3 U	2.8 U	NA	4.2 U	NA	NA	2.5 U
Vanadium	-	7440-62-2	3.2	1.1 B	1.7 U	NA	2.6 B	NA	NA	2.1 B
Zinc	2,000 ST	7440-66-6	32.3	2.2 U	3.6 U	NA	10 B	NA	NA	14.9 B
Cyanide	200 ST	0057-12-5	10 U	10 U	5 U	NA	10 U	NA	NA	10 U
Iron + Manganese	500 ST	-	58,370	46,570	51,640	58,540	48,570	56,560	47,300	44,790

NOTES:

- J: Estimated due to data validation criteria.
- Concentration exceeds Standard/Guidance Value.
- U: Analyzed for but not detected, value shown is instrument detection limit.
- NA: Not analyzed.
- B: Concentration is above instrument detection limit but below contract required detection
- U*: Result qualified as non-detect based on validation criteria

ST: Standard.
 GV: Guidance value.

**SONIA ROAD LANDFILL
POST CLOSURE GROUNDWATER MONITORING PROGRAM
HISTORIC AND CURRENT SAMPLE RESULTS
INORGANIC PARAMETERS**

CONSTITUENT	NYSDEC Class GA Groundwater Standards/ Guidance Values	CAS #	MW-04S 11/12/2003 (ug/l)	MW-04S 3/2/2004 (ug/l)	MW-04S 5/24/2004 (ug/l)	MW-04S 8/23/2004 (ug/l)	MW-04S 11/9/2004 (ug/l)	MW-04S 3/1/2005 (ug/l)	MW-04S 5/27/2005 (ug/l)	MW-04S 8/26/2005 (ug/l)
Aluminum	-	7429-90-5	NA	NA	43.2 B	NA	NA	93.8 B	NA	NA
Antimony	3 GV	7440-36-0	NA	NA	1.6 U	NA	NA	3.6 U	NA	NA
Arsenic	25 ST	7440-38-2	NA	NA	11.4	NA	NA	15.8	NA	NA
Barium	1,000 ST	7440-39-3	NA	NA	191 B	NA	NA	248	NA	NA
Beryllium	3 GV	7440-41-7	NA	NA	0.1 U	NA	NA	0.19 U	NA	NA
Boron	1,000 ST	7440-42-8	NA	NA	261 B	NA	NA	310	NA	NA
Cadmium	5 ST	7440-43-9	0.30 U	0.20 U	2.2 B	0.30 U	1.3 B	2.7 B	0.94 B	0.65 U
Calcium	-	7440-70-2	139,000	122,000	124,000	118,000	122,000	132,000	119,000	106,000
Chromium Hexavalent	50 ST	18540-29-9	NA	NA	20 U	NA	NA	20 U	NA	NA
Chromium Total	50 ST	7440-47-3	NA	NA	0.6 U	NA	NA	0.63 U	NA	NA
Cobalt	-	7440-48-4	NA	NA	5 B	NA	NA	1.3 U	NA	NA
Copper	200 ST	7440-50-8	NA	NA	0.9 U	NA	NA	1.1 U	NA	NA
Iron	300 ST	7439-89-6	48,600	62,600	79,200	55,100	71,800	69,400	59,000	47,600
Lead	25 ST	7439-92-1	1.1 U	0.70 U	0.7 U	3.0 B	1.1 U	1.1 U	1.2 U	2.9 B
Magnesium	35,000 GV	7439-95-4	18,100	13,600	14,600	13,200	13,500	15,200	13,800	12,000
Manganese	300 ST	7439-96-5	3,690	2,360	2,180	2,720	2,100	2,940	3,350	2,820
Mercury	0.7 ST	7439-97-6	NA	NA	0.1 U	NA	NA	0.1 U	NA	NA
Nickel	100 ST	7440-02-0	NA	NA	4.4 B	NA	NA	3.8 B	NA	NA
Potassium	-	7440-09-7	20,000	17,200	16,700	19,000	18,200	21,900	20,800	14,900
Selenium	10 ST	7782-49-2	NA	NA	1.8 U	NA	NA	3.0 U	NA	NA
Silver	50 ST	7440-22-4	NA	NA	0.5 U	NA	NA	0.75 U	NA	NA
Sodium	20,000 ST	7440-23-5	28,600	32,000	26,700	31,900	31,200	36,500	39,600	32,300
Thallium	0.5 GV	7440-28-0	NA	NA	2.1 B	NA	NA	2.7 U	NA	NA
Vanadium	-	7440-62-2	NA	NA	1 U	NA	NA	1.8 U	NA	NA
Zinc	2,000 ST	7440-66-6	NA	NA	14.7 B	NA	NA	53.3	NA	NA
Cyanide	200 ST	0057-12-5	NA	NA	10 U	NA	NA	10 U	NA	NA
Iron + Manganese	500 ST*	-	52,290	64,960	81,380	57,820	73,900	72,340	62,350	50,420

NOTES:

J: Estimated due to data validation criteria.

Concentration exceeds Standard/Guidance Value.

U: Analyzed for but not detected, value shown is instrument detection limit.

NA: Not analyzed.

B: Concentration is above instrument detection limit but below contract required detection

U*: Result qualified as non-detect based on validation criteria

ST: Standard.

GV: Guidance value.

SONIA ROAD LANDFILL
 POST CLOSURE GROUNDWATER MONITORING PROGRAM
 HISTORIC AND CURRENT SAMPLE RESULTS
 INORGANIC PARAMETERS

CONSTITUENT	NYSDEC Class GA Groundwater Standards/ Guidance Values	CAS #	MW-04S 11/29/2005 (ug/l)	MW-04S 2/28/2006 (ug/l)	MW-04S 5/22/2006 (ug/l)	MW-04S 8/10/2006 (ug/l)	MW-04S 11/30/2006 (ug/l)	MW-04S 3/2/2007 (ug/l)	MW-04S 5/24/2007 (ug/l)	MW-04S 8/10/2007 (ug/l)
Aluminum	-	7429-90-5	NA	NA	NA	NA	29.6 B	418	363	NA
Antimony	3 GV	7440-36-0	NA	NA	NA	NA	3.2 U	3.2 U	2.9 B	NA
Arsenic	25 ST	7440-38-2	NA	NA	NA	NA	11.9	10.9	8.9 B	NA
Barium	1,000 ST	7440-39-3	NA	NA	NA	NA	298	293	327	NA
Beryllium	3 GV	7440-41-7	NA	NA	NA	NA	0.17 U	0.17 U	0.58 B	NA
Boron	1,000 ST	7440-42-8	NA	NA	NA	NA	242 B	233 B	242	NA
Cadmium	5 ST	7440-43-9	0.43 U	0.49 B	0.12 U	0.34 U	0.28 U	0.31 B	0.16 U	0.16 U
Calcium	-	7440-70-2	114,000	119,000	116,000	108,000	100,000	100,000	102,000	98,800
Chromium Hexavalent	50 ST	18540-29-9	NA	NA	NA	NA	0.02 U	0.02 U	NA	NA
Chromium Total	50 ST	7440-47-3	NA	NA	NA	NA	2.0 B	2.0 B	1.6 B	NA
Cobalt	-	7440-48-4	NA	NA	NA	NA	1.3 U	1.3 U	1.0 B	NA
Copper	200 ST	7440-50-8	NA	NA	NA	NA	3.8 B	2.7 B	0.44 U	NA
Iron	300 ST	7439-89-6	49,100	51,400	51,000	48,600	44,500	46,000	51,800	45,500
Lead	25 ST	7439-92-1	4.1	1.3 U	1.1 U	2.4 B	1.5 U	1.5 U	1.1 U	1.1 U
Magnesium	35,000 GV	7439-95-4	12,100	14,100	13,700	12,100	12,800	12,900	13,400	12,300
Manganese	300 ST	7439-96-5	3,000	3,230	3,140	2,910	2,730	2,620	2,690	2,350
Mercury	0.7 ST	7439-97-6	NA	NA	NA	NA	0.1 U	0.10 U	NA	NA
Nickel	100 ST	7440-02-0	NA	NA	NA	NA	1.8 B	1.8 U	2.6 B	NA
Potassium	-	7440-09-7	16,900	20,100	21,800	20,500	21,300	23,000	22,100	20,600 J
Selenium	10 ST	7782-49-2	NA	NA	NA	NA	1.7 U	3.0 B	3.0 U	NA
Silver	50 ST	7440-22-4	NA	NA	NA	NA	0.38 U	0.38 U	0.51 U	NA
Sodium	20,000 ST	7440-23-5	36,200	41,600	40,800	41,400	47,200	47,700	51,300	U*
Thallium	0.5 GV	7440-28-0	NA	NA	NA	NA	2.9 U	4.9 B	2.6 B	NA
Vanadium	-	7440-62-2	NA	NA	NA	NA	1.4 U	1.4 U	3.0 B	NA
Zinc	2,000 ST	7440-66-6	NA	NA	NA	NA	50.8	U*	U*	NA
Cyanide	200 ST	0057-12-5	NA	NA	NA	NA	10.0 U	10.0 U	NA	NA
Iron + Manganese	500 ST*	-	52,100	54,830	54,140	51,410	47,230	48,620	54,490	47,850

NOTES:

J: Estimated due to data validation criteria.

Concentration exceeds Standard/Guidance Value.

U: Analyzed for but not detected, value shown is instrument detection limit.

NA: Not analyzed.

B: Concentration is above instrument detection limit but below contract required detection

U*: Result qualified as non-detect based on validation criteria

ST: Standard.

GV: Guidance value.

SONIA ROAD LANDELL
 POST CLOSURE GROUNDWATER MONITORING PROGRAM
 HISTORIC AND CURRENT SAMPLE RESULTS
 INORGANIC PARAMETERS

CONSTITUENT	NYSDEC Class GA Groundwater Standards/ Guidance Values	CAS #	MW-04S 11/13/2007 (ug/l)	MW-04S 2/11/2008 (ug/l)	MW-04S 2/11/2008 (ug/l)	MW-04S 8/4/2008 (ug/l)	MW-04S 11/3/2008 (ug/l)	MW-04S 2/23/2009 (ug/l)
Aluminum	-	7429-90-5	NA	NA	NA	NA	2630	NA
Antimony	3 GV	7440-36-0	NA	NA	NA	NA	2.6 B	NA
Arsenic	25 ST	7440-38-2	NA	NA	NA	NA	11.0	NA
Barium	1,000 ST	7440-39-3	NA	NA	NA	NA	306	NA
Beryllium	3 GV	7440-41-7	NA	NA	NA	NA	0.21 B	NA
Boron	1,000 ST	7440-42-8	NA	NA	NA	NA	195 BN	NA
Cadmium	5 ST	7440-43-9	0.32 U	1.0 B	0.27 U	0.73 B	0.63 B	0.35 U
Calcium	-	7440-70-2	98,000	93,300	91,900	94,900	93,400	96,400
Chromium Hexavalent	50 ST	18540-29-9	NA	NA	NA	NA	5.1 B	NA
Chromium Total	50 ST	7440-47-3	NA	NA	NA	NA	0.02 U	NA
Cobalt	-	7440-48-4	NA	NA	NA	NA	1.4 B	NA
Copper	200 ST	7440-50-8	NA	NA	NA	NA	15.0 B	NA
Iron	300 ST	7439-89-6	51,600	43,400	46,400	46,500	53,700	49,800
Lead	25 ST	7439-92-1	1.4 UJ	1.4 U	2.3 U	3.0 B	3.1	1.3 U
Magnesium	35,000 GV	7439-95-4	12,800	11,100	11,100	11,700	11,400	11,000
Manganese	300 ST	7439-96-5	2,490	2,300	2,290	2,240	2,250	2,350
Mercury	0.7 ST	7439-97-6	NA	NA	NA	NA	0.13 U	NA
Nickel	100 ST	7440-02-0	NA	NA	NA	NA	4.9 B	NA
Potassium	-	7440-09-7	1,880 J	16,300	17,600	18,600	18,200	16,600
Selenium	10 ST	7782-49-2	NA	NA	NA	NA	2.7 BN	NA
Silver	50 ST	7440-22-4	NA	NA	NA	NA	0.54 U	NA
Sodium	20,000 ST	7440-23-5	42,700	42,500	43,200	41,000	39,500	38,700
Thallium	0.5 GV	7440-28-0	NA	NA	NA	NA	3.9 B	NA
Vanadium	-	7440-62-2	NA	NA	NA	NA	10.5 B	NA
Zinc	2,000 ST	7440-66-6	NA	NA	NA	NA	15.7 B	NA
Cyanide	200 ST	0057-12-5	NA	NA	NA	NA	10.0 U	NA
Iron + Manganese	500 ST*	-	54,090	45,700	48,690	48,540	55,950	52,150

NOTES:

J: Estimated due to data validation criteria.

Concentration exceeds Standard/Guidance Value.

U: Analyzed for but not detected, value shown is instrument detection limit.

NA: Not analyzed.

B: Concentration is above instrument detection limit but below contract required detection

U*: Result qualified as non-detect based on validation criteria

ST: Standard.

GV: Guidance value.

**SONIA ROAD LANDFILL
POST CLOSURE GROUNDWATER MONITORING PROGRAM
HISTORIC AND CURRENT SAMPLE RESULTS
INORGANIC PARAMETERS**

CONSTITUENT	NYSDEC Class GA Groundwater Standards/ Guidance Values	CAS #	MW-05D 10/29/1997 (ug/l)	MW-05D 12/8/2000 (ug/l)	MW-05D 2/2/2001 (ug/l)	MW-05D 8/23/2002 (ug/l)	MW-05D 11/22/2002 (ug/l)	MW-05D 3/7/2003 (ug/l)	MW-05D 6/3/2003 (ug/l)	MW-05D 8/25/2003 (ug/l)
Aluminum	-	7429-90-5	241	12.2 U	11.8 U	NA	365	NA	NA	20.8 B
Antimony	3 GV	7440-36-0	3 U	1.7 U	12.3 U	NA	3.1 U	NA	NA	3.5 U
Arsenic	25 ST	7440-38-2	2.4 U	2.5 U	1.9 U	NA	4.5 U	NA	NA	3.2 U
Barium	1,000 ST	7440-39-3	117	206	190	NA	53.9 B	NA	NA	28.3 B
Beryllium	3 GV	7440-41-7	0.17	0.1 U	0.17	NA	0.4 U	NA	NA	0.20 U
Boron	1,000 ST	7440-42-8	NA	324	292	NA	83.1 B	NA	NA	57.8 B
Cadmium	5 ST	7440-43-9	0.3	0.77	0.69	0.30 B	0.5 U	0.10 U	0.25 B	0.30 U
Calcium	-	7440-70-2	47,300	107,000	99,900	39,500	36,900	33,700	27,800	21,600
Chromium Hexavalent	50 ST	18540-29-9	20 U	20 U	20 U	NA	20 U	NA	NA	20 U
Chromium Total	50 ST	7440-47-3	2.9	3.5 U	0.85	NA	2.3 B	NA	NA	0.70 U
Cobalt	-	7440-48-4	4.6	5.3	4.6	NA	1.6 B	NA	NA	2.1 U
Copper	200 ST	7440-50-8	4.8	6.3	4.6	NA	4.9 B	NA	NA	1.2 B
Iron	300 ST	7439-89-6	374	101	23.2	763	751	122	60.6 B	53.8 B
Lead	25 ST	7439-92-1	1.2	2.1	1.1 U	0.80 U	8.1	1.5 U	1.5 U	0.80 U
Magnesium	35,000 GV	7439-95-4	12,400	26,200	23,300	7,740	7,250	8,000	6,820	4,800 B
Manganese	300 ST	7439-96-5	17,200	21,300	17,500	8,380	8,390	7,900	7,010	5,130
Mercury	0.7 ST	7439-97-6	0.1 U	0.1 U	0.1 U	NA	0.1 U	NA	NA	0.1 U
Nickel	100 ST	7440-02-0	5.1	7.7	6.7	NA	3.5 B	NA	NA	1.5 U
Potassium	10 ST	7440-09-7	20,200	33,100	33,000	13,500	11,100	9,080	8,860	5,700
Selenium	50 ST	7782-49-2	2.8 U	9.3	7.4	NA	3.6 B	NA	NA	3.8 U
Silver	20,000 ST	7440-22-4	0.9 U	5.5	2.9	NA	1 U	NA	NA	1 U
Sodium	0.5 GV	7440-23-5	26,500	62,500	43,400	30,500	30,100	24,700	19,400	13,700
Thallium	-	7440-28-0	2.6 U	4.6 U	2.8 U	NA	4.2 U	NA	NA	2.5 U
Vanadium	-	7440-62-2	1.2 U	0.7 U	1.7 U	NA	1.1 B	NA	NA	1.8 U
Zinc	2,000 ST	7440-66-6	283	18.7	6	NA	193	NA	NA	12 B
Cyanide	200 ST	0057-12-5	10 U	10 U	5 U	NA	10 U	NA	NA	10 U
Iron + Manganese	500 ST	-	17,574	21,401	17,523	9,143	9,141	8,022	7,071	5,184

NOTES:

J: Estimated due to data validation criteria.

Concentration exceeds Standard/Guidance Value.

U: Analyzed for but not detected, value shown is instrument detection limit.

NA: Not analyzed.

B: Concentration is above instrument detection limit but below contract required detection

U*: Result qualified as non-detect based on validation criteria

ST: Standard.

GV: Guidance value.

SONIA ROAD LANDFILL
 POST CLOSURE GROUNDWATER MONITORING PROGRAM
 HISTORIC AND CURRENT SAMPLE RESULTS
 INORGANIC PARAMETERS

CONSTITUENT	NYSDEC Class GA Groundwater Standards/ Guidance Values	CAS #	MW-05D 11/12/2003 (ug/l)	MW-05D 3/2/2004 (ug/l)	MW-05D 5/25/2004 (ug/l)	MW-05D 3/23/2004 (ug/l)	MW-05D 11/10/2004 (ug/l)	MW-05D 3/2/2005 (ug/l)	MW-05D 5/31/2005 (ug/l)	MW-05D 8/26/2005 (ug/l)
Aluminum	-	7429-90-5	NA	NA	32 B	NA	NA	80.8 B	NA	NA
Antimony	3 GV	7440-36-0	NA	NA	1.6 U	NA	NA	3.6 U	NA	NA
Arsenic	25 ST	7440-38-2	NA	NA	2.1 U	NA	NA	2.5 U	NA	NA
Barium	1,000 ST	7440-39-3	NA	NA	24.3 B	NA	NA	28.7 B	NA	NA
Beryllium	3 GV	7440-41-7	NA	NA	0.14 B	NA	NA	0.19 U	NA	NA
Boron	1,000 ST	7440-42-8	NA	NA	38 B	NA	NA	49.8 B	NA	NA
Cadmium	5 ST	7440-43-9	0.3 U	0.25 B	0.5 B	0.30 B	0.23 B	0.32 B	0.37 U	0.65 U
Calcium	-	7440-70-2	20,400	26,000	17,600	19,900	20,800	21,800	19,400	20,100
Chromium Hexavalent	50 ST	18540-29-9	NA	NA	20 U	NA	NA	20 U	NA	NA
Chromium Total	50 ST	7440-47-3	NA	NA	1.9 B	NA	NA	1.4 B	NA	NA
Cobalt	-	7440-48-4	NA	NA	1.5 B	NA	NA	1.8 B	NA	NA
Copper	200 ST	7440-50-8	NA	NA	1.3 B	NA	NA	1.9 B	NA	NA
Iron	300 ST	7439-89-6	257	893	99.9 B	35.6 B	32.8 B	43.6 B	6.7 B	61.2 B
Lead	25 ST	7439-92-1	2.5 B	1.5 B	1.1 B	1.2 U	1.4 B	1.1 U	1.2 U	1.7 U
Magnesium	35,000 GV	7439-95-4	4,110 B	5,030	3,630 B	3,700 B	4,040 B	4,190 B	3,730 B	3,610 B
Manganese	300 ST	7439-96-5	3,570	3,750	4,750	5,280	6,200	6,430	5,710	6,590
Mercury	0.7 ST	7439-97-6	NA	NA	0.1 U	NA	NA	0.1 U	NA	NA
Nickel	100 ST	7440-02-0	NA	NA	2.1 B	NA	NA	1.7 B	NA	NA
Potassium	-	7440-09-7	6,410	8,980	5,710	6,430	6,870	6,490	5,640	4,490 B
Selenium	10 ST	7782-49-2	NA	NA	1.8 U	NA	NA	3.0 U	NA	NA
Silver	50 ST	7440-22-4	NA	NA	0.5 U	NA	NA	0.88 B	NA	NA
Sodium	20,000 ST	7440-23-5	12,500	21,100	12,800	14,200	14,100	14,800	13,500	13,300
Thallium	0.5 GV	7440-28-0	NA	NA	1.9 U	NA	NA	2.7 U	NA	NA
Vanadium	-	7440-62-2	NA	NA	1 U	NA	NA	1.8 U	NA	NA
Zinc	2,000 ST	7440-66-6	NA	NA	14.7 B	NA	NA	45.3	NA	NA
Cyanide	200 ST	0057-12-5	NA	NA	10 U	NA	NA	10 U	NA	NA
Iron + Manganese	500 ST*	-	3,827	4,643	4,849.9	5,315.6	6,232.8	6,473.6	5,716.7	6,651.2

NOTES:

- J: Estimated due to data validation criteria.
- Concentration exceeds Standard/Guidance Value.
- U: Analyzed for but not detected, value shown is instrument detection limit.
- NA: Not analyzed.
- B: Concentration is above instrument detection limit but below contract required detection
- U*: Result qualified as non-detected based on validation criteria

ST: Standard.
 GV: Guidance value.

SONIA ROAD LANDFILL
 POST CLOSURE GROUNDWATER MONITORING PROGRAM
 HISTORIC AND CURRENT SAMPLE RESULTS
 INORGANIC PARAMETERS

CONSTITUENT	NYSDEC Class GA Groundwater Standards/ Guidance Values	CAS #	MW-05D 11/30/2005 (ug/l)	MW-05D 3/1/2006 (ug/l)	MW-05D 5/18/2006 (ug/l)	MW-05D 8/9/2006 (ug/l)	MW-05D 11/30/2006 (ug/l)	MW-05D 2/21/2007 (ug/l)	MW-05D 5/25/2007 (ug/l)	MW-05D 8/14/2007 (ug/l)
Aluminum	-	7429-90-5	NA	NA	NA	NA	56.6 B	50.9 B	110 B	NA
Antimony	3 GV	7440-36-0	NA	NA	NA	NA	3.5 B	3.2 U	1.6 U	NA
Arsenic	25 ST	7440-38-2	NA	NA	NA	NA	2.9 U	2.9 U	3.4 B	NA
Barium	1,000 ST	7440-39-3	NA	NA	NA	NA	79.6 B	10.3 B	74.6 B	NA
Beryllium	3 GV	7440-41-7	NA	NA	NA	NA	0.17 U	0.17 U	0.55 B	NA
Boron	1,000 ST	7440-42-8	NA	NA	NA	NA	61.3 B	67.2 B	69.9 B	NA
Cadmium	5 ST	7440-43-9	0.43 U	0.31 B	0.35 B	1.1 B	1.1 B	0.45 B	1.0 B	0.91 B
Calcium	-	7440-70-2	19,700	21,600	22,000	52,000	45,700	42,100	41,900	36,000
Chromium Hexavalent	50 ST	18540-29-9	NA	NA	NA	NA	0.02 U	0.02 U	NA	NA
Chromium Total	50 ST	7440-47-3	NA	NA	NA	NA	2.0 B	1.1 B	0.94 B	NA
Cobalt	-	7440-48-4	NA	NA	NA	NA	3.4 B	1.3 U	3.2 B	NA
Copper	200 ST	7440-50-8	NA	NA	NA	NA	2.8 B	3.2 B	0.44 U	NA
Iron	300 ST	7439-89-6	10 U	34.9 B	24.0 B	56.4 B	122	150	32.4 B	21.7 B
Lead	25 ST	7439-92-1	1.6 U	1.3 U	1.9 U	1.9 U	1.5 U	1.5 U	1.1 U	1.1 U
Magnesium	35,000 GV	7439-95-4	3,560 B	4,200 B	4,020 B	9,300	10,100	10,100	10,500	9,410
Manganese	300 ST	7439-96-5	6,750	7,260	8,090	17,500	16,400	1,400	15,500	13,500
Mercury	0.7 ST	7439-97-6	NA	NA	NA	NA	0.1 U	0.10 U	NA	NA
Nickel	100 ST	7440-02-0	NA	NA	NA	NA	7.7 B	1.9 B	9.9 B	NA
Potassium	-	7440-09-7	4,660 B	6,370	5,510	9,040	9,330	9,790	7,600	6,880
Selenium	10 ST	7782-49-2	NA	NA	NA	NA	1.7 U	2.9 B	3.0 U	NA
Silver	50 ST	7440-22-4	NA	NA	NA	NA	0.38 U	0.38 U	0.51 U	NA
Sodium	20,000 ST	7440-23-5	12,900	13,900	15,300	28,600	40,900	42,300	44,300	U*
Thallium	0.5 GV	7440-28-0	NA	NA	NA	NA	4.0 B	2.9 U	2.2 U	NA
Vanadium	-	7440-62-2	NA	NA	NA	NA	1.4 U	1.4 U	1.1 U	NA
Zinc	2,000 ST	7440-66-6	NA	NA	NA	NA	71.2	30.6	U*	NA
Cyanide	200 ST	0057-12-5	NA	NA	NA	NA	10.0 U	10.0 U	NA	NA
Iron + Manganese	500 ST*	-	6,750	7,295	8,114	17,556	16,522	1,550	15,532.4	13,521.7

NOTES:

J: Estimated due to data validation criteria.

Concentration exceeds Standard/Guidance Value.

U: Analyzed for but not detected, value shown is instrument detection limit.

NA: Not analyzed.

B: Concentration is above instrument detection limit but below contract required detection.

U*: Result qualified as non-detect based on validation criteria

ST: Standard.

GV: Guidance value.

SONIA ROAD LANDFILL
 POST CLOSURE GROUNDWATER MONITORING PROGRAM
 HISTORIC AND CURRENT SAMPLE RESULTS
 INORGANIC PARAMETERS

CONSTITUENT	NYSDEC Class GA Groundwater Standards/ Guidance Values	CAS #	MW-05D 8/14/2007 (ug/l)	MW-05D 2/11/2008 (ug/l)	MW-05D 5/15/2008 (ug/l)	MW-05D 8/5/2008 (ug/l)	MW-05D 11/5/2008 (ug/l)	MW-05D 2/26/2009 (ug/l)
Aluminum	-	7429-90-5	NA	NA	NA	NA	43.2 B	NA
Antimony	3 GV	7440-36-0	NA	NA	NA	NA	2.3 U	NA
Arsenic	25 ST	7440-38-2	NA	NA	NA	NA	1.8 U	NA
Barium	1,000 ST	7440-39-3	NA	NA	NA	NA	48.4 B	NA
Beryllium	3 GV	7440-41-7	NA	NA	NA	NA	0.096 U	NA
Boron	1,000 ST	7440-42-8	NA	NA	NA	NA	46.1 B	NA
Cadmium	5 ST	7440-43-9	0.99 B	0.88 B	0.52 B	0.62 B	0.43 B	0.72 B
Calcium	-	7440-70-2	24,700	41,500	32,000	32,500	28,600	28,200
Chromium Hexavalent	50 ST	18540-29-9	NA	NA	NA	NA	0.96 B	NA
Chromium Total	50 ST	7440-47-3	NA	NA	NA	NA	0.02 U	NA
Cobalt	-	7440-48-4	NA	NA	NA	NA	2.2 B	NA
Copper	200 ST	7440-50-8	NA	NA	NA	NA	2.7 B	NA
Iron	300 ST	7439-89-6	315	85.0 B	925	12.5 B	48.6 B	10.2 B
Lead	25 ST	7439-92-1	1.4 UJ	2.2 B	8.0	2.3 U	1.3 U	1.5 B
Magnesium	35,000 GV	7439-95-4	6,890	12,800	10,500	10,500	8,930	7,600
Manganese	300 ST	7439-96-5	9,980	13,800	3,290	10,200	7,760	7,740
Mercury	0.7 ST	7439-97-6	NA	NA	NA	NA	0.13 U	NA
Nickel	100 ST	7440-02-0	NA	NA	NA	NA	6.5 B	NA
Potassium	-	7440-09-7	5,710 J	5,920	5,840	6,170	5,100	4,600 B
Selenium	10 ST	7782-49-2	NA	NA	NA	NA	1.9 U	NA
Silver	50 ST	7440-22-4	NA	NA	NA	NA	1.3 B	NA
Sodium	20,000 ST	7440-23-5	33,600	41,000	37,700	41,100	35,300	29,200
Thallium	0.5 GV	7440-28-0	NA	NA	NA	NA	1.9 U	NA
Vanadium	-	7440-62-2	NA	NA	NA	NA	0.74 U	NA
Zinc	2,000 ST	7440-66-6	NA	NA	NA	NA	4.3 B	NA
Cyanide	200 ST	0057-12-5	NA	NA	NA	NA	10.0 U	NA
Iron + Manganese	500 ST*	-	10,295	13,885	4,216	10,213	7,809	7,750.2

NOTES:

- J: Estimated due to data validation criteria.
- [Redacted]: Concentration exceeds Standard/Guidance Value.
- U: Analyzed for but not detected, value shown is instrument detection limit.
- NA: Not analyzed.
- B: Concentration is above instrument detection limit but below contract required detection
- U*: Result qualified as non-detect based on validation criteria

ST: Standard.
 GV: Guidance value.

**SONIA ROAD LANDFILL
POST CLOSURE GROUNDWATER MONITORING PROGRAM
HISTORIC AND CURRENT SAMPLE RESULTS
INORGANIC PARAMETERS**

CONSTITUENT	NYSDEC Class CA Groundwater Standards/ Guidance Values	CAS #	MW-051 10/29/1997 (ug/l)	MW-051 12/8/2000 (ug/l)	MW-051 2/2/2001 (ug/l)	MW-051 8/23/2002 (ug/l)	MW-051 11/22/2002 (ug/l)	MW-051 3/7/2003 (ug/l)	MW-051 6/3/2003 (ug/l)	MW-051 8/25/2003 (ug/l)
Aluminum	-	7429-90-5	330	12.2 U	15.8	NA	287	NA	NA	143 B
Antimony	3 GV	7440-36-0	3 U	1.7 U	12.3 U	NA	3.1 U	NA	NA	3.5 U
Arsenic	25 ST	7440-38-2	4.3	3.5	5.5	NA	4.5 U	NA	NA	3.2 U
Barium	1,000 ST	7440-39-3	17.8	50.4	57.7	NA	43.2 B	NA	NA	50.5 B
Beryllium	3 GV	7440-41-7	0.1	0.1 U	0.1 U	NA	0.4 U	NA	NA	0.20 U
Boron	1,000 ST	7440-42-8	NA	176	138	NA	86 B	NA	NA	99.8 B
Cadmium	5 ST	7440-43-9	0.3 U	0.4 U	0.36	0.1 U	0.5 U	0.1 U	0.10 U	0.30 U
Calcium	-	7440-70-2	8,280	39,200	45,300	28,100	34,500	36,700	36,000	34,500
Chromium Hexavalent	50 ST	18540-29-9	20 U	20 U	20 U	NA	20 U	NA	NA	20 U
Chromium Total	50 ST	7440-47-3	3.3	3.5 U	0.6 U	NA	2.1 B	NA	NA	1.4 B
Cobalt	-	7440-48-4	1.1 U	0.9 U	1.7 U	NA	1 U	NA	NA	2.1 U
Copper	200 ST	7440-50-8	2.5	1.5 U	1.5 U	NA	2.3 B	NA	NA	3.8 B
Iron	300 ST	7439-89-6	7,250	14,600	15,400	7,070	9,080	10,300	10,900	4,990
Lead	25 ST	7439-92-1	3	1.4 U	1.1 U	3.5	2.9 B	1.5 U	1.5 U	1.6 B
Magnesium	35,000 GV	7439-95-4	1,260	6,780	8,460	5000 B	5,940	6,570	6,110	5,460
Manganese	300 ST	7439-96-5	1,080	1,160	1,380	1,130	1,150	1,270	1,370	1,170
Mercury	0.7 ST	7439-97-6	0.1 U	0.1 U	0.1 U	NA	0.1 U	NA	NA	0.10 U
Nickel	100 ST	7440-02-0	3.6	1.9 U	1.4 U	NA	1.8 B	NA	NA	1.6 B
Potassium	-	7440-09-7	4,820	14,900	15,300	9,360	8,270	14,400	15,400	12,900
Selenium	10 ST	7782-49-2	2.8 U	2.1	1.6	NA	2.4 U	NA	NA	3.8 U
Silver	50 ST	7440-22-4	0.9 U	1.1	1.6 U	NA	1 U	NA	NA	1 U
Sodium	20,000 ST	7440-23-5	12,500	30,100	24,100	17,500	23,600	27,900	24,000	20,700
Thallium	0.5 GV	7440-28-0	2.6 U	2.3 U	2.8 U	NA	4.2 U	NA	NA	2.5 U
Vanadium	-	7440-62-2	1.2 U	0.7 U	1.7 U	NA	0.67 B	NA	NA	1.8 U
Zinc	2,000 ST	7440-66-6	95.3	4.6	3.6 U	NA	57.4	NA	NA	149
Cyanide	200 ST	0057-12-5	10 U	10 U	5 U	NA	10 U	NA	NA	10 U
Iron + Manganese	500 ST	-	8,330	15,760	16,780	8,200	10,230	11,570	12,270	6,160

NOTES:

- J: Estimated due to data validation criteria.
- [Shaded Cell]: Concentration exceeds Standard/Guidance Value.
- U: Analyzed for but not detected, value shown is instrument detection limit.
- NA: Not analyzed.
- B: Concentration is above instrument detection limit but below contract required detection
- U*: Result qualified as non-detected based on validation criteria

ST: Standard.

GV: Guidance value.

SONIA ROAD LANDFILL
 POST CLOSURE GROUNDWATER MONITORING PROGRAM
 HISTORIC AND CURRENT SAMPLE RESULTS
 INORGANIC PARAMETERS

CONSTITUENT	NYSDEC Class GA Groundwater Standards/ Guidance Values	CAS #	MW-051 11/12/2003 (ug/l)	MW-051 3/2/2004 (ug/l)	MW-051 5/25/2004 (ug/l)	MW-051 8/23/2004 (ug/l)	MW-051 11/10/2004 (ug/l)	MW-051 3/2/2005 (ug/l)	MW-051 5/31/2005 (ug/l)	MW-051 8/29/2005 (ug/l)
Aluminum	-	7429-90-5	NA	NA	49 B	NA	NA	98.6 B	NA	NA
Antimony	3 GV	7440-36-0	NA	NA	2.3 B	NA	NA	3.6 U	NA	NA
Arsenic	25 ST	7440-38-2	NA	NA	7 B	NA	NA	5.6 B	NA	NA
Barium	1,000 ST	7440-39-3	NA	NA	83.3 B	NA	NA	85.6 B	NA	NA
Beryllium	3 GV	7440-41-7	NA	NA	0.1 U	NA	NA	0.19 U	NA	NA
Boron	1,000 ST	7440-42-8	NA	NA	139 B	NA	NA	132	NA	NA
Cadmium	5 ST	7440-43-9	0.3 U	0.20 U	0.56 B	0.30 U	0.23 U	0.46 B	0.37 U	0.65 U
Calcium	-	7440-70-2	43,700	48,100	49,000	40,200	55,000	53,400	51,600	59,200
Chromium Hexavalent	50 ST	18540-29-9	NA	NA	20 U	NA	NA	20 U	NA	NA
Chromium Total	50 ST	7440-47-3	NA	NA	0.6 U	NA	NA	0.63 U	NA	NA
Cobalt	-	7440-48-4	NA	NA	0.9 U	NA	NA	1.3 U	NA	NA
Copper	200 ST	7440-50-8	NA	NA	0.9 U	NA	NA	1.1 U	NA	NA
Iron	300 ST	7439-89-6	14,500	9,820	11,300	13,400	20,100	18,200	17,400	19,200
Lead	25 ST	7439-92-1	1.1 U	0.70 U	0.7 U	1.2 U	1.1 U	1.1 U	1.2 U	2.7 B
Magnesium	35,000 GV	7439-95-4	7,340	8,540	9,360	6,720	9,750	9,810	9,170	8,740
Manganese	300 ST	7439-96-5	1,360	883	1,170	967	1,260	909	899	1,260
Mercury	0.7 ST	7439-97-6	NA	NA	0.1 U	NA	NA	0.1 U	NA	NA
Nickel	100 ST	7440-02-0	NA	NA	1.1 U	NA	NA	1.2 U	NA	NA
Potassium	-	7440-09-7	22,300	25,500	21,500	20,300	23,900	22,300	19,600	16,300
Selenium	10 ST	7782-49-2	NA	NA	1.8 U	NA	NA	3.0 U	NA	NA
Silver	50 ST	7440-22-4	NA	NA	0.5 U	NA	NA	0.75 U	NA	NA
Sodium	20,000 ST	7440-23-5	34,400	36,400	29,700	25,300	28,000	25,500	25,400	28,500
Thallium	0.5 GV	7440-28-0	NA	NA	1.9 U	NA	NA	2.7 U	NA	NA
Vanadium	-	7440-62-2	NA	NA	1 U	NA	NA	1.8 U	NA	NA
Zinc	2,000 ST	7440-66-6	NA	NA	24.9 B	NA	NA	52.8	NA	NA
Cyanide	200 ST	0057-12-5	NA	NA	10 U	NA	NA	10 U	NA	NA
Iron + Manganese	500 ST*	-	15,860	10,703	12,470	14,367	21,360	19,109	18,299	20,460

NOTES:

- J: Estimated due to data validation criteria.
- ST: Standard.
- U: Analyzed for but not detected, value shown is instrument detection limit.
- GV: Guidance value.
- NA: Not analyzed.
- B: Concentration is above instrument detection limit but below contract required detection
- U*: Result qualified as non-detect based on validation criteria

**SONIA ROAD LANDFILL
POST CLOSURE GROUNDWATER MONITORING PROGRAM
HISTORIC AND CURRENT SAMPLE RESULTS
INORGANIC PARAMETERS**

CONSTITUENT	NYSDEC Class GA Groundwater Standards/ Guidance Values	CAS #	MW-051 11/30/2005 (ug/l)	MW-051 3/1/2006 (ug/l)	MW-051 5/18/2006 (ug/l)	MW-051 8/9/2006 (ug/l)	MW-051 11/30/2006 (ug/l)	MW-051 2/21/2007 (ug/l)	MW-051 5/25/2007 (ug/l)	MW-051 8/14/2007 (ug/l)
Aluminum	-	7429-90-5	NA	NA	NA	NA	51.9 B	27.5 B	250	NA
Antimony	3 GV	7440-36-0	NA	NA	NA	NA	3.2 U	3.2 U	2.4 B	NA
Arsenic	25 ST	7440-38-2	NA	NA	NA	NA	7.0 B	4.6 B	8.4 B	NA
Barium	1,000 ST	7440-39-3	NA	NA	NA	NA	44.5 B	41.2 B	52.2 B	NA
Beryllium	3 GV	7440-41-7	NA	NA	NA	NA	0.17 U	0.17 U	0.52 B	NA
Boron	1,000 ST	7440-42-8	NA	NA	NA	NA	85.2 B	95.3 B	94.9 B	NA
Cadmium	5 ST	7440-43-9	0.43 U	0.26 U	0.34 U	0.34 U	0.28 U	0.32 B	0.16 U	0.16 U
Calcium	-	7440-70-2	73,800	49,200	61,700	66,600	41,200	44,000	41,600	39,100
Chromium Hexavalent	50 ST	18540-29-9	NA	NA	NA	NA	0.02 U	0.02 U	NA	NA
Chromium Total	50 ST	7440-47-3	NA	NA	NA	NA	0.87 B	1.3 B	0.33 U	NA
Cobalt	-	7440-48-4	NA	NA	NA	NA	1.3 U	1.3 U	0.70 B	NA
Copper	200 ST	7440-50-8	NA	NA	NA	NA	3.0 B	20.2	0.44 U	NA
Iron	300 ST	7439-89-6	22,600	15,500	19,100	22,700	13,900	11,000	14,800	16,700
Lead	25 ST	7439-92-1	1.6 U	1.3 U	1.9 U	1.9 U	1.5 U	2.4 B	1.1 U	1.1 U
Magnesium	35,000 GV	7439-95-4	9,560	7,510	7,360	8,960	5,770	6,620	6,280	5,700
Manganese	300 ST	7439-96-5	1,500	1,010	1,200	1,900	1,670	1,300	1,720	3,170
Mercury	0.7 ST	7439-97-6	NA	NA	NA	NA	0.1 U	0.10 U	NA	NA
Nickel	100 ST	7440-02-0	NA	NA	NA	NA	1.8 U	1.8 U	0.78 U	NA
Potassium	-	7440-09-7	17,500	18,300	19,500	20,900	12,700	14,500	14,600	13,200
Selenium	10 ST	7782-49-2	NA	NA	NA	NA	1.7 U	2.3 B	3.0 U	NA
Silver	50 ST	7440-22-4	NA	NA	NA	NA	0.38 U	0.38 U	0.51 U	NA
Sodium	20,000 ST	7440-23-5	37,100	26,200	30,100	34,600	24,000	29,300	33,900	U*
Thallium	0.5 GV	7440-28-0	NA	NA	NA	NA	2.9 U	4.5 B	2.2 U	NA
Vanadium	-	7440-62-2	NA	NA	NA	NA	1.4 U	1.4 U	1.1 U	NA
Zinc	2,000 ST	7440-66-6	NA	NA	NA	NA	61.2	35.4	U*	NA
Cyanide	200 ST	0057-12-5	NA	NA	NA	NA	10.0 U	10.0 U	NA	NA
Iron + Manganese	500 ST*	-	24,100	16,510	20,300	24,600	15,570	12,300	16,520	19,870

NOTES:

- J: Estimated due to data validation criteria.
- K: Concentration exceeds Standard/Guidance Value.
- U: Analyzed for but not detected, value shown is instrument detection limit.
- NA: Not analyzed.
- B: Concentration is above instrument detection limit but below contract required detection
- U*: Result qualified as non-detect based on validation criteria

ST: Standard.
GV: Guidance value.

SONIA ROAD LANDFILL
 POST CLOSURE GROUNDWATER MONITORING PROGRAM
 HISTORIC AND CURRENT SAMPLE RESULTS
 INORGANIC PARAMETERS

CONSTITUENT	NYSDEC Class GA Groundwater Standards/ Guidance Values	CAS #	MW-051 11/13/2007 (ug/l)	MW-051 2/11/2008 (ug/l)	MW-051 5/15/2008 (ug/l)	MW-051 8/5/2008 (ug/l)	MW-051 11/5/2008 (ug/l)	MW-051 2/26/2009 (ug/l)
Aluminum	-	7429-90-5	NA	NA	NA	NA	8.7 U	NA
Antimony	3 GV	7440-36-0	NA	NA	NA	NA	2.3 U	NA
Arsenic	25 ST	7440-38-2	NA	NA	NA	NA	4.3 B	NA
Barium	1,000 ST	7440-39-3	NA	NA	NA	NA	20.4 B	NA
Beryllium	3 GV	7440-41-7	NA	NA	NA	NA	0.096 U	NA
Boron	1,000 ST	7440-42-8	NA	NA	NA	NA	84.5 B	NA
Calcium	5 ST	7440-43-9	0.38 B	0.35 B	0.27 U	0.27 U	0.35 U	0.35 U
Chromium	-	7440-70-2	41,100	30,000	34,300	28,600	16,300	22,300
Chromium Hexavalent	50 ST	18540-29-9	NA	NA	NA	NA	0.57 B	NA
Chromium Total	50 ST	7440-47-3	NA	NA	NA	NA	0.02 U	NA
Cobalt	-	7440-48-4	NA	NA	NA	NA	0.88 U	NA
Copper	200 ST	7440-50-8	NA	NA	NA	NA	1.2 B	NA
Iron	300 ST	7439-89-6	1,750	8,920	10,700	8,430	5,020	7,920
Lead	25 ST	7439-92-1	1.4 UJ	1.4 U	2.3 U	2.3 U	1.3 U	1.3 U
Magnesium	35,000 GV	7439-95-4	6,340	4,350 B	5,350	4,580 B	2,480 B	3,360 B
Manganese	300 ST	7439-96-5	398	2,290	2,880	2,410	1,580	2,520
Mercury	0.7 ST	7439-97-6	NA	NA	NA	NA	0.28	NA
Nickel	100 ST	7440-02-0	NA	NA	NA	NA	1.2 U	NA
Potassium	-	7440-09-7	12,400 J	13,300	12,100	13,800	9250	7,510
Selenium	10 ST	7782-49-2	NA	NA	NA	NA	1.9 U	NA
Silver	50 ST	7440-22-4	NA	NA	NA	NA	0.54 U	NA
Sodium	20,000 ST	7440-23-5	33,700	30,000	26,300	28,100	21,600	21,400
Thallium	0.5 GV	7440-28-0	NA	NA	NA	NA	1.9 U	NA
Vanadium	-	7440-62-2	NA	NA	NA	NA	0.74 U	NA
Zinc	2,000 ST	7440-66-6	NA	NA	NA	NA	5.0 B	NA
Cyanide	200 ST	0057-12-5	NA	NA	NA	NA	10.0 U	NA
Iron + Manganese	500 ST*	-	2,148	11,210	13,580	10,900	6,600	10,440

NOTES:

J: Estimated due to data validation criteria.

U: Analyzed for but not detected, value shown is instrument detection limit.

NA: Not analyzed.

B: Concentration is above instrument detection limit but below contract required detection

U*: Result qualified as non-detected based on validation criteria

ST: Standard.

GV: Guidance value.

SONIA ROAD LANDFILL
 POST CLOSURE GROUNDWATER MONITORING PROGRAM
 HISTORIC AND CURRENT SAMPLE RESULTS
 INORGANIC PARAMETERS

CONSTITUENT	NYSDEC Class GA Groundwater Standards/ Guidance Values	CAS #	MW-05S 10/29/1997 (ug/l)	MW-05S 12/8/2000 (ug/l)	MW-05S 2/2/2001 (ug/l)	MW-05S 8/23/2002 (ug/l)	MW-05S 11/22/2002 (ug/l)	MW-05S 3/7/2003 (ug/l)	MW-05S 6/5/2003 (ug/l)	MW-05S 8/25/2003 (ug/l)
Aluminum	-	7429-90-5	121	234	313	NA	540	NA	NA	534
Antimony	3 GV	7440-36-0	3 U	1.7 U	12.3 U	NA	4.5 B	NA	NA	3.5 U
Arsenic	25 ST	7440-38-2	2.4 U	2.5 U	1.9 U	NA	4.5 U	NA	NA	6.0 B
Barium	1,000 ST	7440-39-3	296	214	206	NA	164 B	NA	NA	326
Beryllium	3 GV	7440-41-7	0.13	0.23	0.3	NA	0.4 U	NA	NA	0.59 B
Boron	1,000 ST	7440-42-8	NA	254	226	NA	153	NA	NA	376
Cadmium	5 ST	7440-43-9	0.3 U	0.4 U	0.2 U	0.10 U	0.5 U	0.10 U	0.10 U	0.30 U
Calcium	-	7440-70-2	105,000	93,500	90,500	71,800	74,500	74,600	78,100	102,000
Chromium Hexavalent	50 ST	18540-29-9	20 U	20 U	20 U	NA	20 U	NA	NA	20 U
Chromium Total	50 ST	7440-47-3	6.5	3.5 U	1.7	NA	6 U	NA	NA	1.5 B
Cobalt	-	7440-48-4	1.3	0.9 U	1.7 U	NA	1 U	NA	NA	7.4 B
Copper	200 ST	7440-50-8	0.7 U	1.5 U	1.5 U	NA	5.4 B	NA	NA	2.9 B
Iron	300 ST	7439-89-6	32,000	28,300	29,800	28,300	26,100	22,700	28,100	38,000
Lead	25 ST	7439-92-1	1.0 U	2.9	2.5	0.80 U	1.7 B	1.5 U	1.6 B	1.1 B
Magnesium	35,000 GV	7439-95-4	17,900	13,300	12,900	8,580	7,910	9,790	10,100	14,700
Manganese	300 ST	7439-96-5	3,370	3,860	3,940	5,100	5,260	5,500	6,320	3,460
Mercury	0.7 ST	7439-97-6	0.1 U	0.1 U	0.1 U	NA	0.1 U	NA	NA	0.10 U
Nickel	100 ST	7440-02-0	4.6	1.9 U	1.4 U	NA	8.0 B	NA	NA	5.3 B
Potassium	-	7440-09-7	20,600	14,000	14,300	10,600	9,940	11,500	11,900	13,000
Selenium	10 ST	7782-49-2	2.8 U	3.1	2.4	NA	2.4 U	NA	NA	3.8 U
Silver	50 ST	7440-22-4	0.9 U	2.1	1.6 U	NA	1 U	NA	NA	1 U
Sodium	20,000 ST	7440-23-5	35,000	28,500	27,300	28,300	27,700	25,900	25,500	24,500
Thallium	0.5 GV	7440-28-0	2.6 U	2.3 U	2.8 U	NA	4.2 U	NA	NA	2.5 U
Vanadium	-	7440-62-2	1.8	2.5	2.6	NA	3.6 B	NA	NA	1.9 B
Zinc	2,000 ST	7440-66-6	25	22 U	3.6 U	NA	33.9	NA	NA	112
Cyanide	200 ST	0057-12-5	10 U	10 U	5 U	NA	10 U	NA	NA	10 U
Iron + Manganese	500 ST	-	35,370	32,160	33,740	33,400	31,360	28,200	34,420	41,460

NOTES:

- J: Estimated due to data validation criteria.
- [Shaded Cell]: Concentration exceeds Standard/Guidance Value.
- U: Analyzed for but not detected, value shown is instrument detection limit.
- NA: Not analyzed.
- B: Concentration is above instrument detection limit but below contract required detection
- U*: Result qualified as non-detect based on validation criteria

ST: Standard.
 GV: Guidance value.

SONIA ROAD LANDFILL
 POST CLOSURE GROUNDWATER MONITORING PROGRAM
 HISTORIC AND CURRENT SAMPLE RESULTS
 INORGANIC PARAMETERS

CONSTITUENT	NYSDEC Class GA Groundwater Standards/ Guidance Values	CAS #	MW-05S 11/12/2003 (ug/l)	MW-05S 3/2/2004 (ug/l)	MW-05S 5/25/2004 (ug/l)	MW-05S 8/23/2004 (ug/l)	MW-05S 11/10/2004 (ug/l)	MW-05S 3/2/2005 (ug/l)	MW-05S 5/31/2005 (ug/l)	MW-05S 8/29/2005 (ug/l)
Aluminum	-	7429-90-5	NA	NA	721	NA	NA	214	NA	NA
Antimony	3 GV	7440-36-0	NA	NA	1.6 U	NA	NA	3.6 U	NA	NA
Arsenic	25 ST	7440-38-2	NA	NA	5 B	NA	NA	5.1 B	NA	NA
Barium	1,000 ST	7440-39-3	NA	NA	163 B	NA	NA	251	NA	NA
Beryllium	3 GV	7440-41-7	NA	NA	0.68 B	NA	NA	0.41 B	NA	NA
Boron	1,000 ST	7440-42-8	NA	NA	122 B	NA	NA	158	NA	NA
Cadmium	5 ST	7440-43-9	0.30 U	0.20 U	1.2 B	0.30 U	0.54 B	1.5 B	1.0 B	0.65 U
Calcium	-	7440-70-2	102,000	69,500	49,800	95,800	86,300	66,900	88,000	110,000
Chromium Hexavalent	50 ST	18540-29-9	NA	NA	20 U	NA	NA	20 U	NA	NA
Chromium Total	50 ST	7440-47-3	NA	NA	2.5 B	NA	NA	0.91 B	NA	NA
Cobalt	-	7440-48-4	NA	NA	14.7 B	NA	NA	11.3 B	NA	NA
Copper	200 ST	7440-50-8	NA	NA	0.96 B	NA	NA	1.2 B	NA	NA
Iron	300 ST	7439-89-6	23,600	26,000	31,500	41,500	29,000	31,600	45,100	43,300
Lead	25 ST	7439-92-1	1.1 U	0.70 U	0.7 U	2.1 B	1.1 U	1.1 U	1.2 U	3.4
Magnesium	35,000 GV	7439-95-4	14,200	9,650	7,280	12,100	10,900	9,740	12,200	14,400
Manganese	300 ST	7439-96-5	6,780	4,870	2,570	4,600	5,910	3,460	4,940	5,370
Mercury	0.7 ST	7439-97-6	NA	NA	0.1 U	NA	NA	0.1 U	NA	NA
Nickel	100 ST	7440-02-0	NA	NA	7.7 B	NA	NA	7.4 B	NA	NA
Potassium	-	7440-09-7	14,900	12,500	8,370	17,000	14,600	11,900	16,500	14,400
Selenium	10 ST	7782-49-2	NA	NA	1.8 U	NA	NA	3.0 U	NA	NA
Silver	50 ST	7440-22-4	NA	NA	0.5 U	NA	NA	0.75 U	NA	NA
Sodium	20,000 ST	7440-23-5	27,600	18,600	14,600	30,300	29,000	26,700	36,700	34,900
Thallium	0.5 GV	7440-28-0	NA	NA	1.9 U	NA	NA	2.7 U	NA	NA
Vanadium	-	7440-62-2	NA	NA	1 U	NA	NA	2 B	NA	NA
Zinc	2,000 ST	7440-66-6	NA	NA	25 B	NA	NA	62.9	NA	NA
Cyanide	200 ST	0057-12-5	NA	NA	10 U	NA	NA	10 U	NA	NA
Iron + Manganese	500 ST*	-	30,380	30,570	34,070	46,100	34,910	35,060	50,040	48,670

NOTES:

J: Estimated due to data validation criteria.

U: Analyzed for but not detected, value shown is instrument detection limit.

NA: Not analyzed.

B: Concentration is above instrument detection limit but below contract required detection

U*: Result qualified as non-detected based on validation criteria

ST: Standard.

GV: Guidance value.

SONIA ROAD LANDFILL
 POST CLOSURE GROUNDWATER MONITORING PROGRAM
 HISTORIC AND CURRENT SAMPLE RESULTS
 INORGANIC PARAMETERS

CONSTITUENT	NYSDEC Class GA Groundwater Standards/ Guidance Values	CAS #	MW-055 11/30/2005 (ug/l)	MW-055 3/1/2006 (ug/l)	MW-055 5/18/2006 (ug/l)	MW-055 8/9/2006 (ug/l)	MW-055 11/30/2006 (ug/l)	MW-055 2/21/2007 (ug/l)	MW-055 6/11/2007 (ug/l)	MW-055 8/14/2007 (ug/l)
Aluminum	-	7429-90-5	NA	NA	NA	NA	55.8 B	554	10.4 U	NA
Antimony	3 GV	7440-36-0	NA	NA	NA	NA	3.2 U	3.2 U	1.6 U	NA
Arsenic	25 ST	7440-38-2	NA	NA	NA	NA	4.0 B	5.4 B	7.7 B	NA
Barium	1,000 ST	7440-39-3	NA	NA	NA	NA	336	347	345	NA
Beryllium	3 GV	7440-41-7	NA	NA	NA	NA	0.17 U	0.33 B	0.087 U	NA
Boron	1,000 ST	7440-42-8	NA	NA	NA	NA	268 B	286 B	301 B	NA
Cadmium	5 ST	7440-43-9	0.43 U	0.26 U	0.34 U	0.34 U	0.28 U	2.1 B	1.2 B	0.16 U
Calcium	-	7440-70-2	129,000	141,000	125,000	122,000	112,000	109,000	109,000	11,600
Chromium Hexavalent	50 ST	18540-29-9	NA	NA	NA	NA	0.02 U	0.02 U	NA	NA
Chromium Total	50 ST	7440-47-3	NA	NA	NA	NA	2.4 B	1.3 B	0.43 B	NA
Cobalt	-	7440-48-4	NA	NA	NA	NA	5.9 B	6.9 B	3.3 B	NA
Copper	200 ST	7440-50-8	NA	NA	NA	NA	2.0 B	4.0 B	2.2 B	NA
Iron	300 ST	7439-89-6	44,200	35,400	34,200	41,000	44,600	47,500	46,800	48,500
Lead	25 ST	7439-92-1	1.6 U	1.3 U	3.4	1.9 U	1.5 U	1.5 U	1.1 U	1.1 U
Magnesium	35,000 GV	7439-95-4	16,900	20,300	15,700	14,600	14,000	14,600	14,100	14,900
Manganese	300 ST	7439-96-5	6,050	4,640	5,150	6,240	4,790	4,500	4,710	4,560
Mercury	0.7 ST	7439-97-6	NA	NA	NA	NA	0.1 U	0.10 U	NA	NA
Nickel	100 ST	7440-02-0	NA	NA	NA	NA	4.5 B	4.2 B	4.8 B	NA
Potassium	-	7440-09-7	17,700	23,700	18,600	17,800	18,200	20,900	17,800	18,400
Selenium	10 ST	7782-49-2	NA	NA	NA	NA	1.7 U	1.7 U	3.0 U	NA
Silver	50 ST	7440-22-4	NA	NA	NA	NA	0.71 B	0.38 U	0.51 U	NA
Sodium	20,000 ST	7440-23-5	36,500	43,800	36,800	33,700	39,700	42,000	37,000	U*
Thallium	0.5 GV	7440-28-0	NA	NA	NA	NA	2.9 U	5.3 B	6.6 B	NA
Vanadium	-	7440-62-2	NA	NA	NA	NA	1.7 B	2.7 B	2.4 B	NA
Zinc	2,000 ST	7440-66-6	NA	NA	NA	NA	17.3 B	20.7	9.6 B	NA
Cyanide	200 ST	0057-12-5	NA	NA	NA	NA	10.0 U	10.0 U	NA	NA
Iron + Manganese	500 ST*	-	50,250	40,040	39,350	47,240	49,390	52,000	51,510	53,060

NOTES:

J: Estimated due to data validation criteria.

U: Analyzed for but not detected, value shown is instrument detection limit.

NA: Not analyzed.

B: Concentration is above instrument detection limit but below contract required detection

U*: Result qualified as non-detected based on validation criteria

ST: Standard.

GV: Guidance value.

**SONIA ROAD LANDFILL
POST CLOSURE GROUNDWATER MONITORING PROGRAM
HISTORIC AND CURRENT SAMPLE RESULTS
INORGANIC PARAMETERS**

CONSTITUENT	NYSDEC Class GA Groundwater Standards/ Guidance Values	CAS #	MW-05S 11/13/2007 (ug/l)	MW-05S 2/11/2008 (ug/l)	MW-05S 5/15/2008 (ug/l)	MW-05S 8/5/2008 (ug/l)	MW-05S 11/5/2008 (ug/l)	MW-05S 2/26/2009 (ug/l)
Aluminum	-	7429-90-5	NA	NA	NA	NA	85.0 B	NA
Antimony	3 GV	7440-36-0	NA	NA	NA	NA	2.3 U	NA
Arsenic	25 ST	7440-38-2	NA	NA	NA	NA	3.4 B	NA
Barium	1,000 ST	7440-39-3	NA	NA	NA	NA	300	NA
Beryllium	3 GV	7440-41-7	NA	NA	NA	NA	0.096 U	NA
Boron	1,000 ST	7440-42-8	NA	NA	NA	NA	223 B	NA
Cadmium	5 ST	7440-43-9	0.32 U	1.2 B	0.27 U	0.78 B	0.35 U	0.35 U
Calcium	-	7440-70-2	96,400	97,300	83,500	97,300	91,500	89,400
Chromium Hexavalent	50 ST	18540-29-9	NA	NA	NA	NA	1.8 B	NA
Chromium Total	50 ST	7440-47-3	NA	NA	NA	NA	0.02 U	NA
Cobalt	-	7440-48-4	NA	NA	NA	NA	3.4 B	NA
Copper	200 ST	7440-50-8	NA	NA	NA	NA	4.5 B	NA
Iron	300 ST	7439-89-6	55,300	42,500	38,400	42,100	40,000	36,900
Lead	25 ST	7439-92-1	1.4 UJ	1.4 U	2.3 U	2.3 B	1.3 U	1.3 U
Magnesium	35,000 GV	7439-95-4	12,500	12,300	10,900	12,800	11,700	11,400
Manganese	300 ST	7439-96-5	42,400	3,850	4,100	4,480	4,550	4,420
Mercury	0.7 ST	7439-97-6	NA	NA	NA	NA	0.13 U	NA
Nickel	100 ST	7440-02-0	NA	NA	NA	NA	5.9 B	NA
Potassium	-	7440-09-7	15,300 J	14,300	13,400	15,400	14,900	12,900
Selenium	10 ST	7782-49-2	NA	NA	NA	NA	1.9 U	NA
Silver	50 ST	7440-22-4	NA	NA	NA	NA	0.65 B	NA
Sodium	20,000 ST	7440-23-5	31,800	32,900	28,400	30,600	28,500	25,900
Thallium	0.5 GV	7440-28-0	NA	NA	NA	NA	4.4 B	NA
Vanadium	-	7440-62-2	NA	NA	NA	NA	3.4 B	NA
Zinc	2,000 ST	7440-66-6	NA	NA	NA	NA	1.5 U	NA
Cyanide	200 ST	0057-12-5	NA	NA	NA	NA	10.0 U	NA
Iron + Manganese	500 ST*	-	97,700	47,350	42,800	46,580	44,550	41,370

NOTES:

- J: Estimated due to data validation criteria.
- U: Analyzed for but not detected, value shown is instrument detection limit.
- NA: Not analyzed.
- B: Concentration is above instrument detection limit but below contract required detection
- U*: Result qualified as non-detected based on validation criteria

ST: Standard.
GV: Guidance value.

**SONIA ROAD LANDFILL
POST CLOSURE GROUNDWATER MONITORING PROGRAM
HISTORIC AND CURRENT SAMPLE RESULTS
INORGANIC PARAMETERS**

CONSTITUENT	NYSDEC Class GA Groundwater Standards/ Guidance Values	CAS #	MW-06D 10/28/1997 (ug/l)	MW-06D 12/5/2000 (ug/l)	MW-06D 1/31/2001 (ug/l)	MW-06D 8/22/2002 (ug/l)	MW-06D 11/20/2002 (ug/l)	MW-06D 3/5/2003 (ug/l)	MW-06D 6/5/2003 (ug/l)	MW-06D 8/22/2003 (ug/l)
Aluminum	-	7429-90-5	320	12.2 U	14.9	NA	19.3 B	NA	NA	17.2 B
Antimony	3 GV	7440-36-0	3 U	1.7 U	12.3 U	NA	4.6 B	NA	NA	3.5 U
Arsenic	25 ST	7440-38-2	3.2	2.5 U	1.9 U	NA	4.5 U	NA	NA	3.2 U
Barium	1,000 ST	7440-39-3	15.1	23.8 B	20.1	NA	19 B	NA	NA	20.4 B
Beryllium	3 GV	7440-41-7	0.1 U	0.1 U	0.1 U	NA	0.4 U	NA	NA	0.20 U
Boron	1,000 ST	7440-42-8	NA	44.7 B	63.6	NA	63.2 B	NA	NA	54.9 B
Cadmium	5 ST	7440-43-9	0.3 U	0.4 U	0.2 U	0.16 B	0.5 U	0.10 U	0.10 U	0.30 U
Calcium	-	7440-70-2	5,070	4,640 B	4,290	7,740	6,460	7,600	6,200	5,050
Chromium Hexavalent	50 ST	18540-29-9	20 U	20 U	20 U	NA	20 U	NA	NA	20 U
Chromium Total	50 ST	7440-47-3	1.3	3.5 U	0.6 U	NA	1.5 B	NA	NA	0.70 U
Cobalt	-	7440-48-4	6.6	5.7 B	5.3	NA	6.2 B	NA	NA	5.3 B
Copper	200 ST	7440-50-8	2.5	2.1 B	1.5 U	NA	6.6 B	NA	NA	1.3 B
Iron	300 ST	7439-89-6	5,220	5,040	4,000	6,820	4,120	6,150	5,330	4,360
Lead	25 ST	7439-92-1	1.0 U	1.4 U	1.1 U	0.80 U	1.4 U	1.5 U	2.6 B	0.80 U
Magnesium	35,000 GV	7439-95-4	2,040	1,930 B	1,800	4,020 B	3,300 B	3,580 B	2,740 B	2,080 B
Manganese	300 ST	7439-96-5	6,800	8,160	7,680	12,800	9,440	11,700	11,200	8,720
Mercury	0.7 ST	7439-97-6	0.1 U	0.1 U	0.1 U	NA	0.1 U	NA	NA	0.1 U
Nickel	100 ST	7440-02-0	3.3	2.3 B	2	NA	5.2 B	NA	NA	2.8 B
Potassium	-	7440-09-7	1,140	1,220 B	1,260	1,560 B	1,180 B	1,540 B	1,680 B	1,140 B
Selenium	10 ST	7782-49-2	2.8 U	4.3 B	2.9	NA	5.2	NA	NA	3.8 U
Silver	50 ST	7440-22-4	0.9 U	2.4 B	1.8	NA	1 U	NA	NA	1 U
Sodium	20,000 ST	7440-23-5	11,600	20,400	17,700	11,800	11,000	11,400	10,900	8,960
Thallium	0.5 GV	7440-28-0	2.6 U	2.3 U	2.8 U	NA	4.2 U	NA	NA	2.5 U
Vanadium	-	7440-62-2	1.2 U	0.7 U	1.7 U	NA	0.63 B	NA	NA	1.8 U
Zinc	2,000 ST	7440-66-6	75.1	3.8 B	3.6 U	NA	31.8	NA	NA	8.8 B
Cyanide	200 ST	0057-12-5	10 U	10 U	5 U	NA	10 U	NA	NA	10 U
Iron + Manganese	500 ST	-	12,020	13,200	11,680	19,620	13,560	17,850	16,530	13,080

NOTES:

J: Estimated due to data validation criteria.

█ Concentration exceeds Standard/Guidance Value.

U: Analyzed for but not detected, value shown is instrument detection limit.

NA: Not analyzed.

B: Concentration is above instrument detection limit but below contract required detection

U*: Result qualified as non-detect based on validation criteria

ST: Standard.

GV: Guidance value.

**SONIA ROAD LANDFILL
POST CLOSURE GROUNDWATER MONITORING PROGRAM
HISTORIC AND CURRENT SAMPLE RESULTS
INORGANIC PARAMETERS**

CONSTITUENT	NYSDEC Class GA Groundwater Standards/ Guidance Values	CAS #	MW-06D 11/11/2003 (ug/l)	MW-06D 2/27/2004 (ug/l)	MW-06D 5/24/2004 (ug/l)	MW-06D 8/20/2004 (ug/l)	MW-06D 11/9/2004 (ug/l)	MW-06D 3/1/2005 (ug/l)	MW-06D 5/27/2005 (ug/l)	MW-06D 8/26/2005 (ug/l)
Aluminum	-	7429-90-5	NA	NA	87.6 B	NA	NA	105 B	NA	NA
Antimony	3 GV	7440-36-0	NA	NA	1.6 U	NA	NA	3.6 U	NA	NA
Arsenic	25 ST	7440-38-2	NA	NA	3.4 B	NA	NA	3.0 B	NA	NA
Barium	1,000 ST	7440-39-3	NA	NA	4 B	NA	NA	23.6 B	NA	NA
Beryllium	3 GV	7440-41-7	NA	NA	0.1 U	NA	NA	0.34 B	NA	NA
Boron	1,000 ST	7440-42-8	NA	NA	55.8 B	NA	NA	57.8 B	NA	NA
Cadmium	5 ST	7440-43-9	0.3 U	0.20 U	0.23 B	0.30 U	0.23 U	0.56 B	0.37 U	0.65 U
Calcium	-	7440-70-2	5,600	5,820	6,590	5,290	5,950	5,600	5,050	4,940 B
Chromium Hexavalent	50 ST	18540-29-9	NA	NA	20 U	NA	NA	20 U	NA	NA
Chromium Total	50 ST	7440-47-3	NA	NA	0.96 B	NA	NA	2.2 B	NA	NA
Cobalt	-	7440-48-4	NA	NA	0.9 B	NA	NA	5.9 B	NA	NA
Copper	200 ST	7440-50-8	NA	NA	5.8 B	NA	NA	1.3 B	NA	NA
Iron	300 ST	7439-89-6	5,030	5,120	1,610	3,580	4,870	3,360	1,960	2,970
Lead	25 ST	7439-92-1	2.4 B	1.6 U	1.8 B	1.2 U	2.2 B	1.1 U	1.2 U	1.7 U
Magnesium	35,000 GV	7439-95-4	2,390 B	2,470 B	2,530 B	2,380 B	2,490 B	2,520 B	2,440 B	2,110 B
Manganese	300 ST	7439-96-5	12,500	10,000	3,730	8,490	9,160	9,350	8,530	9,170
Mercury	0.7 ST	7439-97-6	NA	NA	0.1 U	NA	NA	0.1 U	NA	NA
Nickel	100 ST	7440-02-0	NA	NA	5.7 B	NA	NA	4.2 B	NA	NA
Potassium	-	7440-09-7	1930 B	1340 B	1570 B	1440 B	1660 B	1590 B	1610 B	1180 B
Selenium	10 ST	7782-49-2	NA	NA	1.8 U	NA	NA	3.0 B	NA	NA
Silver	50 ST	7440-22-4	NA	NA	0.5 U	NA	NA	1.2 B	NA	NA
Sodium	20,000 ST	7440-23-5	8,940	9,980	7,930	10,100	9,390	10,100	10,100	10,200
Thallium	0.5 GV	7440-28-0	NA	NA	1.9 U	NA	NA	2.7 U	NA	NA
Vanadium	-	7440-62-2	NA	NA	1 U	NA	NA	1.8 U	NA	NA
Zinc	2,000 ST	7440-66-6	NA	NA	45.8	NA	NA	69.2	NA	NA
Cyanide	200 ST	0057-12-5	NA	NA	10 U	NA	NA	10 U	NA	NA
Iron + Manganese	500 ST*	-	17,530	15,120	5,340	12,070	14,030	12,710	10,490	12,140

NOTES:

- J: Estimated due to data validation criteria.
- ST: Standard.
- GV: Guidance value.
- Concentration exceeds Standard/Guidance Value.
- U: Analyzed for but not detected, value shown is instrument detection limit.
- NA: Not analyzed.
- B: Concentration is above instrument detection limit but below contract required detection
- U*: Result qualified as non-detect based on validation criteria

SONIA ROAD LANDFILL
 POST CLOSURE GROUNDWATER MONITORING PROGRAM
 HISTORIC AND CURRENT SAMPLE RESULTS
 INORGANIC PARAMETERS

CONSTITUENT	NYSDEC Class GA Groundwater Standards/ Guidance Values	CAS #	MW-06D 11/29/2005 (ug/l)	MW-06D 2/28/2006 (ug/l)	MW-06D 5/18/2006 (ug/l)	MW-06D 8/9/2006 (ug/l)	MW-06D 12/1/2006 (ug/l)	MW-06D 2/22/2007 (ug/l)	MW-06D 5/24/2007 (ug/l)	MW-06D 8/10/2007 (ug/l)
Aluminum	-	7429-90-5	NA	NA	NA	NA	17.5 B	22.0 B	82.3 B	NA
Antimony	3 GV	7440-36-0	NA	NA	NA	NA	3.2 U	3.2 U	2.7 B	NA
Arsenic	25 ST	7440-38-2	NA	NA	NA	NA	2.9 U	2.9 U	2.0 U	NA
Barium	1,000 ST	7440-39-3	NA	NA	NA	NA	25.9 B	6.4 U	2.2 B	NA
Beryllium	3 GV	7440-41-7	NA	NA	NA	NA	0.17 U	0.17 U	0.52 B	NA
Boron	1,000 ST	7440-42-8	NA	NA	NA	NA	146 B	150 B	147	NA
Cadmium	5 ST	7440-43-9	0.43 U	0.26 U	0.34 U	0.34 U	0.28 U	0.28 U	0.16 U	0.25 B
Calcium	-	7440-70-2	4.360 B	4.920 B	4.870 B	4.870 B	5.120	5.260	5.150	4,700 B
Chromium Hexavalent	50 ST	18540-29-9	NA	NA	NA	NA	0.02 U	0.02 U	NA	NA
Chromium Total	50 ST	7440-47-3	NA	NA	NA	NA	0.92 B	0.50 U	0.53 B	NA
Cobalt	-	7440-48-4	NA	NA	NA	NA	5.8 B	1.3 U	0.40 U	NA
Copper	200 ST	7440-50-8	NA	NA	NA	NA	1.3 B	2.8 B	0.44 U	NA
Iron	300 ST	7439-89-6	2,590	2,550	3,010	2,780	3,270	554	643	2,970
Lead	25 ST	7439-92-1	2.1 B	1.3 U	2.4 B	1.9 U	1.5 U	2.0 B	1.1 U	1.1 U
Magnesium	35,000 GV	7439-95-4	1870 B	2340 B	2110 B	2060 B	2420 B	2,490 B	2,410 B	2,210 B
Manganese	300 ST	7439-96-5	7,620	7,200	8,320	7,470	8,320	2,610	443	7,200
Mercury	0.7 ST	7439-97-6	NA	NA	NA	NA	0.1 U	0.10 U	NA	NA
Nickel	100 ST	7440-02-0	NA	NA	NA	NA	4.6 B	2.8 B	0.78 U	NA
Potassium	-	7440-09-7	2,050 B	1,580 B	1,200 B	1,820 B	1,440 B	1,600 B	1,400 B	1,280 JB
Selenium	10 ST	7782-49-2	NA	NA	NA	NA	1.7 U	1.7 U	3.0 U	NA
Silver	50 ST	7440-22-4	NA	NA	NA	NA	0.38 U	0.38 U	0.99 B	NA
Sodium	20,000 ST	7440-23-5	9,940	11,300	10,600	8,750	10,300	10,400	10,400	U*
Thallium	0.5 GV	7440-28-0	NA	NA	NA	NA	2.9 U	2.9 U	2.2 U	NA
Vanadium	-	7440-62-2	NA	NA	NA	NA	1.4 U	1.4 U	1.1 U	NA
Zinc	2,000 ST	7440-66-6	NA	NA	NA	NA	44.0	U*	U*	NA
Cyanide	200 ST	0057-12-5	NA	NA	NA	NA	10.0 U	10.0 U	NA	NA
Iron + Manganese	500 ST*	-	10,210	9,750	11,330	10,250	11,390	3,164	1,086	10,170

NOTES:

- J: Estimated due to data validation criteria.
- Concentration exceeds Standard/Guidance Value.
- U: Analyzed for but not detected, value shown is instrument detection limit.
- NA: Not analyzed.
- B: Concentration is above instrument detection limit but below contract required detection
- U*: Result qualified as non-detected based on validation criteria

ST: Standard.
 GV: Guidance value.

**SONIA ROAD LANDFILL
POST CLOSURE GROUNDWATER MONITORING PROGRAM
HISTORIC AND CURRENT SAMPLE RESULTS
INORGANIC PARAMETERS**

CONSTITUENT	NYSDEC Class GA Groundwater Standards/ Guidance Values	CAS #	MW-06D 11/9/2007 (ug/l)	MW-06D 2/11/2008 (ug/l)	MW-06D 5/15/2008 (ug/l)	MW-06D 8/4/2008 (ug/l)	MW-06D 11/3/2008 (ug/l)	MW-06D 2/23/2009 (ug/l)
Aluminum	-	7429-90-5	NA	NA	NA	NA	8.7 U	NA
Antimony	3 GV	7440-36-0	NA	NA	NA	NA	2.3 U	NA
Arsenic	25 ST	7440-38-2	NA	NA	NA	NA	1.8 U	NA
Barium	1,000 ST	7440-39-3	NA	NA	NA	NA	40.5 B	NA
Beryllium	3 GV	7440-41-7	NA	NA	NA	NA	0.096 U	NA
Boron	1,000 ST	7440-42-8	NA	NA	NA	NA	151 BN	NA
Cadmium	5 ST	7440-43-9	0.32 U	0.33 B	0.27 U	0.39 B	0.35 U	0.35 U
Calcium	-	7440-70-2	5,670	7,010	6,330	8,040	7920	8,540
Chromium Hexavalent	50 ST	18540-29-9	NA	NA	NA	NA	2.3B	NA
Chromium Total	50 ST	7440-47-3	NA	NA	NA	NA	0.02 U	NA
Cobalt	-	7440-48-4	NA	NA	NA	NA	9.5 B	NA
Copper	200 ST	7440-50-8	NA	NA	NA	NA	2.7 B	NA
Iron	300 ST	7439-89-6	1,010	4,600	2,210	5,190	5,920	6,670
Lead	25 ST	7439-92-1	6.5 J	1.4 U	2.7 B	2.3 U	1.3 U	1.3 U
Magnesium	35,000 GV	7439-95-4	2,340 B	3,410 B	3,070 B	4,540 B	4,270 B	4,580 B
Manganese	300 ST	7439-96-5	1,300	9,690	6,440	10,100	9,830	11,100
Mercury	0.7 ST	7439-97-6	NA	NA	NA	NA	0.13 U	NA
Nickel	100 ST	7440-02-0	NA	NA	NA	NA	6.8 B	NA
Potassium	-	7440-09-7	1,580 J	1,290 B	1,400 B	1,910 B	1,780 B	1,800 B
Selenium	10 ST	7782-49-2	NA	NA	NA	NA	1.9 UN	NA
Silver	50 ST	7440-22-4	NA	NA	NA	NA	1.7 B	NA
Sodium	20,000 ST	7440-23-5	9,930	10,500	11,300	15,200	17,300	16,100
Thallium	0.5 GV	7440-28-0	NA	NA	NA	NA	2.4 B	NA
Vanadium	-	7440-62-2	NA	NA	NA	NA	0.74 U	NA
Zinc	2,000 ST	7440-66-6	NA	NA	NA	NA	1.5 U	NA
Cyanide	200 ST	0057-12-5	NA	NA	NA	NA	10.0 U	NA
Iron + Manganese	500 ST*	-	2,310	14,290	8,650	5,290	15,850	17,770

NOTES:

J: Estimated due to data validation criteria.

Concentration exceeds Standard/Guidance Value.

U: Analyzed for but not detected, value shown is instrument detection limit.

NA: Not analyzed.

B: Concentration is above instrument detection limit but below contract required detection

U*: Result qualified as non-detected based on validation criteria

ST: Standard.

GV: Guidance value.

SONIA ROAD LANDFILL
 POST CLOSURE GROUNDWATER MONITORING PROGRAM
 HISTORIC AND CURRENT SAMPLE RESULTS
 INORGANIC PARAMETERS

CONSTITUENT	NYSDEC Class GA Groundwater Standards/ Guidance Values	CAS #	MW-061									
			10/28/1997 (ug/l)	12/5/2000 (ug/l)	2/1/2001 (ug/l)	8/21/2002 (ug/l)	11/21/2002 (ug/l)	3/5/2003 (ug/l)	6/5/2003 (ug/l)	MW-061 8/22/2003 (ug/l)		
Aluminum	-	7429-90-5	140	17.6 B	16.4	NA	38.8 B	NA	NA	14.2 B		
Antimony	3 GV	7440-36-0	3	1.7 U	12.3 U	NA	3.1 U	NA	NA	NA	NA	3.5 U
Arsenic	25 ST	7440-38-2	4.3	2.5 U	2.6	NA	4.5 U	NA	NA	NA	NA	3.2 U
Barium	1,000 ST	7440-39-3	107	88.4 B	91.4	NA	39.9 B	NA	NA	NA	NA	51.5 B
Beryllium	3 GV	7440-41-7	0.1	0.1 U	0.14	NA	0.4 U	NA	NA	NA	NA	0.2 U
Boron	1,000 ST	7440-42-8	NA	149	186	NA	209	NA	NA	NA	NA	357
Cadmium	5 ST	7440-43-9	0.3 U	0.4 U	0.2 U	0.29 B	0.5 U	0.10 U	0.10 U	0.10 U	0.10 U	0.30 U
Calcium	-	7440-70-2	33,300	36,900	36,000	19,700	19,100	20,500	20,300	22,400		
Chromium Hexavalent	50 ST	18540-29-9	20 U	20 U	20 U	NA	20 U	NA	NA	20 U	NA	20 U
Chromium Total	50 ST	7440-47-3	0.73	3.5 U	0.6 U	NA	1.5 B	NA	NA	NA	NA	0.70 U
Cobalt	-	7440-48-4	6.4	3 B	2.3	NA	1.1 B	NA	NA	NA	NA	2.5 B
Copper	200 ST	7440-50-8	3.9	2.6 B	1.5 U	NA	9.6 B	NA	NA	NA	NA	2.2 B
Iron	300 ST	7439-89-6	6,490	51,50	3,660	2,660	1,510	2,320	1,230	4,740		
Lead	25 ST	7439-92-1	1	1.4 U	1.1 U	1.9 B	1.4 U	1.5 U	1.9 B	0.80 U		
Magnesium	35,000 GV	7439-95-4	3,810	4,020 B	3,680	1,890 B	1,980 B	1,970 B	1,970 B	2,000 B		
Manganese	300 ST	7439-96-5	2,100	805	807	383	277	392	278	863		
Mercury	0.7 ST	7439-97-6	0.1 U	0.1 U	0.1 U	NA	0.1 U	NA	NA	0.1 U		
Nickel	100 ST	7440-02-0	2	1.9 U	1.4 U	NA	2.7 B	NA	NA	1.5 B		
Potassium	-	7440-09-7	7,680	8,540	9,670	5,500	4,310 B	5,080	5,200	5,290		
Selenium	10 ST	7782-49-2	2.8 U	1.7 U	1.5 U	NA	2.4 U	NA	NA	3.8 U		
Silver	50 ST	7440-22-4	0.9 U	0.75 B	1.6 U	NA	1 U	NA	NA	1 U		
Sodium	20,000 ST	7440-23-5	14,000	19,600	17,400	10,700	9,230	9,870	10,000	11,400		
Thallium	0.5 GV	7440-28-0	2.6 U	2.3 U	2.8 U	NA	4.2 U	NA	NA	2.5 U		
Vanadium	-	7440-62-2	1.2 U	0.7 U	1.7 U	NA	0.62 B	NA	NA	1.8 U		
Zinc	2,000 ST	7440-66-6	61.4	5 B	3.6 U	NA	36.6	NA	NA	9.3 B		
Cyanide	200 ST	0057-12-5	10 U	10 U	5 U	NA	10 U	NA	NA	10 U		
Iron + Manganese	500 ST	-	8,590	5,955	4,467	3,043	1,787	2,712	1,508	5,613		

NOTES:

J: Estimated due to data validation criteria.

ST: Standard.

U: Analyzed for but not detected, value shown is instrument detection limit.

NA: Not analyzed.

B: Concentration is above instrument detection limit but below contract required detection

U*: Result qualified as non-detect based on validation criteria

ST: Standard.

GV: Guidance value.

SONIA ROAD LANDFILL
 POST CLOSURE GROUNDWATER MONITORING PROGRAM
 HISTORIC AND CURRENT SAMPLE RESULTS
 INORGANIC PARAMETERS

CONSTITUENT	NYSDEC Class GA Groundwater Standards/ Guidance Values	CAS #	MW-061 11/11/2003 (ug/l)	MW-061 2/27/2004 (ug/l)	MW-061 5/24/2004 (ug/l)	MW-061 8/20/2004 (ug/l)	MW-061 11/9/2004 (ug/l)	MW-061 3/1/2005 (ug/l)	MW-061 5/27/2005 (ug/l)	MW-061 8/25/2005 (ug/l)
Aluminum	-	7429-90-5	NA	NA	59 B	NA	NA	88.6 B	NA	NA
Antimony	3 GV	7440-36-0	NA	NA	1.6 U	NA	NA	3.6 U	NA	NA
Arsenic	25 ST	7440-38-2	NA	NA	3.7 B	NA	NA	2.5 U	NA	NA
Barium	1,000 ST	7440-39-3	NA	NA	32.7 B	NA	NA	65.7 B	NA	NA
Beryllium	3 GV	7440-41-7	NA	NA	0.1 U	NA	NA	0.19 U	NA	NA
Boron	1,000 ST	7440-42-8	NA	NA	398 B	NA	NA	223	NA	NA
Cadmium	5 ST	7440-43-9	0.3 U	0.20 U	0.2 U	0.30 U	0.23 U	0.23 U	0.37 U	0.65 U
Calcium	-	7440-70-2	21,600	19,700	18,700	19,600	29,600	28,600	24,400	20,100
Chromium Hexavalent	50 ST	18540-29-9	NA	NA	20 U	NA	NA	20 U	NA	NA
Chromium Total	50 ST	7440-47-3	NA	NA	0.69 B	NA	NA	0.63 U	NA	NA
Cobalt	-	7440-48-4	NA	NA	1.2 B	NA	NA	1.3 U	NA	NA
Copper	200 ST	7440-50-8	NA	NA	9.3 B	NA	NA	7.2 B	NA	NA
Iron	300 ST	7439-89-6	4,570	4,510	2,250	1,580	3,530	996	1,750	1,420
Lead	25 ST	7439-92-1	1.1 U	1.6 U	0.7 U	1.2 U	1.7 B	1.1 U	1.2 U	1.7 U
Magnesium	35,000 GV	7439-95-4	2,100 B	1,930 B	2,200 B	2,020 B	3,370 B	3,770 B	2,480 B	1,680 B
Manganese	300 ST	7439-96-5	861	807	325	229	844	248	407	262
Mercury	0.7 ST	7439-97-6	NA	NA	0.1 U	NA	NA	0.1 U	NA	NA
Nickel	100 ST	7440-02-0	NA	NA	4.5 B	NA	NA	2.5 B	NA	NA
Potassium	-	7440-09-7	5,990	4,200 B	4,520 B	4,420 B	5,450	5,830	3,870 B	3,730 B
Selenium	10 ST	7782-49-2	NA	NA	1.8 U	NA	NA	3.0 U	NA	NA
Silver	50 ST	7440-22-4	NA	NA	0.5 U	NA	NA	1.4 B	NA	NA
Sodium	20,000 ST	7440-23-5	9,000	9,820	8,590	13,600	19,500	22,000	11,700	13,300
Thallium	0.5 GV	7440-28-0	NA	NA	1.9 U	NA	NA	2.7 U	NA	NA
Vanadium	-	7440-62-2	NA	NA	1 U	NA	NA	1.8 U	NA	NA
Zinc	2,000 ST	7440-66-6	NA	NA	26.8 B	NA	NA	43.5	NA	NA
Cyanide	200 ST	0057-12-5	NA	NA	10 U	NA	NA	10 U	NA	NA
Iron + Manganese	500 ST*	-	5,431	5,317	2,575	1,809	4,374	1,244	2,157	1,682

NOTES:

- J: Estimated due to data validation criteria.
- K: Concentration exceeds Standard/Guidance Value.
- U: Analyzed for but not detected, value shown is instrument detection limit.
- NA: Not analyzed.
- B: Concentration is above instrument detection limit but below contract required detection
- U*: Result qualified as non-detected based on validation criteria

ST: Standard.
 GV: Guidance value.

SONIA ROAD LANDFILL
 POST CLOSURE GROUNDWATER MONITORING PROGRAM
 HISTORIC AND CURRENT SAMPLE RESULTS
 INORGANIC PARAMETERS

CONSTITUENT	NYSDEC Class GA Groundwater Standards/ Guidance Values	CAS #	MW-061 11/29/2005 (ug/l)	MW-061 2/28/2006 (ug/l)	MW-061 5/18/2006 (ug/l)	MW-061 8/9/2006 (ug/l)	MW-061 12/1/2006 (ug/l)	MW-061 2/22/2007 (ug/l)	MW-061 5/24/2007 (ug/l)	MW-061 8/10/2007 (ug/l)
Aluminum	-	7429-90-5	NA	NA	NA	NA	12.4 B	33.2 B	72.8 B	NA
Antimony	3 GV	7440-36-0	NA	NA	NA	NA	3.2 U	3.2 U	1.6 U	NA
Arsenic	25 ST	7440-38-2	NA	NA	NA	NA	2.9 U	2.9 U	2.0 U	NA
Barium	1,000 ST	7440-39-3	NA	NA	NA	NA	104 B	81.5 B	76.0 B	NA
Beryllium	3 GV	7440-41-7	NA	NA	NA	NA	0.17 U	0.17 U	0.51 B	NA
Boron	1,000 ST	7440-42-8	NA	NA	NA	NA	276 B	302 B	277	NA
Cadmium	5 ST	7440-43-9	0.43 U	0.26 U	0.34 U	0.34 U	0.28 U	0.28 U	0.16 U	0.16 U
Calcium	-	7440-70-2	32,000	45,300	30,000	28,900	28,400	27,500	24,800	21,300
Chromium Hexavalent	50 ST	18540-29-9	NA	NA	NA	NA	0.02 U	0.02 U	NA	NA
Chromium Total	50 ST	7440-47-3	NA	NA	NA	NA	0.80 B	0.50 U	0.33 U	NA
Cobalt	-	7440-48-4	NA	NA	NA	NA	2.1 B	1.3 U	0.40 U	NA
Copper	200 ST	7440-50-8	NA	NA	NA	NA	0.91 B	5.8 B	0.44 U	NA
Iron	300 ST	7439-89-6	3,580	4,080	2,840	3,030	2,620	732	971	827
Lead	25 ST	7439-92-1	2.3 B	1.3 U	1.9 U	1.9 U	1.5 U	1.5 U	1.1 U	1.1 U
Magnesium	35,000 GV	7439-95-4	2260 B	3000 B	1800 B	1790 B	2030 B	2,030 B	1,830 B	1,730 B
Manganese	300 ST	7439-96-5	600	831	481	410	393	147	114	247
Mercury	0.7 ST	7439-97-6	NA	NA	NA	NA	0.1 U	0.10 U	NA	NA
Nickel	100 ST	7440-02-0	NA	NA	NA	NA	1.8 U	1.8 U	0.78 U	NA
Potassium	-	7440-09-7	5,930	12,700	10,200	11,000	10,900	11,300	9,190	6,670 J
Selenium	10 ST	7782-49-2	NA	NA	NA	NA	1.7 U	1.7 U	3.0 U	NA
Silver	50 ST	7440-22-4	NA	NA	NA	NA	0.38 U	0.38 U	0.51 U	NA
Sodium	20,000 ST	7440-23-5	15,100	26,100	13,900	13,500	14,200	14,000	13,600	U*
Thallium	0.5 GV	7440-28-0	NA	NA	NA	NA	2.9 U	3.3 B	2.2 U	NA
Vanadium	-	7440-62-2	NA	NA	NA	NA	1.4 U	1.4 U	1.1 U	NA
Zinc	2,000 ST	7440-66-6	NA	NA	NA	NA	9.4 B	U*	U*	NA
Cyanide	200 ST	0057-12-5	NA	NA	NA	NA	10.0 U	10.0 U	NA	NA
Iron + Manganese	500 ST*	-	4,180	4,911	3,321	3,440	3,013	879	1,085	1,074

NOTES:

J: Estimated due to data validation criteria.
 Concentration exceeds Standard/Guidance Value.
 U: Analyzed for but not detected, value shown is instrument detection limit.
 NA: Not analyzed.
 B: Concentration is above instrument detection limit but below contract required detection
 U*: Result qualified as non-detected based on validation criteria

ST: Standard.
 GV: Guidance value.

SONIA ROAD LANDFILL
 POST CLOSURE GROUNDWATER MONITORING PROGRAM
 HISTORIC AND CURRENT SAMPLE RESULTS
 INORGANIC PARAMETERS

CONSTITUENT	NYSDEC Class GA Groundwater Standards/ Guidance Values	CAS #	MW-061 11/9/2007 (ug/l)	MW-061 2/11/2008 (ug/l)	MW-061 5/15/2008 (ug/l)	MW-061 8/4/2008 (ug/l)	MW-061 11/3/2008 (ug/l)	MW-061 2/23/2009 (ug/l)
Aluminum	-	7429-90-5	NA	NA	NA	NA	8.7 U	NA
Antimony	3 GV	7440-36-0	NA	NA	NA	NA	2.3 U	NA
Arsenic	25 ST	7440-38-2	NA	NA	NA	NA	1.8 U	NA
Barium	1,000 ST	7440-39-3	NA	NA	NA	NA	34.1 B	NA
Beryllium	3 GV	7440-41-7	NA	NA	NA	NA	0.096 U	NA
Boron	1,000 ST	7440-42-8	NA	NA	NA	NA	91.8 BN	NA
Cadmium	5 ST	7440-43-9	0.32 U	0.32 U	0.27 U	0.27 U	0.35 U	0.35 U
Calcium	-	7440-70-2	22,800	20,600	17,600	20,800	18,300	16,000
Chromium Hexavalent	50 ST	18540-29-9	NA	NA	NA	NA	0.41 U	NA
Chromium Total	50 ST	7440-47-3	NA	NA	NA	NA	0.02 U	NA
Cobalt	-	7440-48-4	NA	NA	NA	NA	0.88 U	NA
Copper	200 ST	7440-50-8	NA	NA	NA	NA	10.9 B	NA
Iron	300 ST	7439-89-6	660	406	1,530	124	146	20.0 B
Lead	25 ST	7439-92-1	1.8 JB	1.4 U	2.3 U	2.3 U	1.3 U	1.3 U
Magnesium	35,000 GV	7439-95-4	1,940 B	1,870 B	1,680 B	2,120 B	1,850 B	1,610 B
Manganese	300 ST	7439-96-5	190	224	172	198	198	180
Mercury	0.7 ST	7439-97-6	NA	NA	NA	NA	0.16 U	NA
Nickel	100 ST	7440-02-0	NA	NA	NA	NA	1.2 U	NA
Potassium	-	7440-09-7	7,120 J	4,010 B	3,400 B	4,120 B	4,470 B	3,760 B
Selenium	10 ST	7782-49-2	NA	NA	NA	NA	1.9 UN	NA
Silver	50 ST	7440-22-4	NA	NA	NA	NA	0.54 U	NA
Sodium	20,000 ST	7440-23-5	18,000	16,900	13,600	14,500	17,000	13,800
Thallium	0.5 GV	7440-28-0	NA	NA	NA	NA	5.9 B	NA
Vanadium	-	7440-62-2	NA	NA	NA	NA	0.74 U	NA
Zinc	2,000 ST	7440-66-6	NA	NA	NA	NA	8.0 B	NA
Cyanide	200 ST	0057-12-5	NA	NA	NA	NA	10.0 U	NA
Iron + Manganese	500 ST*	-	850	630	1,702	322	344	200

NOTES:

- J: Estimated due to data validation criteria.
- JB: Concentration exceeds Standard/Guidance Value.
- UN: Analyzed for but not detected, value shown is instrument detection limit.
- NA: Not analyzed.
- B: Concentration is above instrument detection limit but below contract required detection
- U*: Result qualified as non-detect based on validation criteria

ST: Standard.

GV: Guidance value.

SONIA ROAD LANDFILL
 POST CLOSURE GROUNDWATER MONITORING PROGRAM
 HISTORIC AND CURRENT SAMPLE RESULTS
 INORGANIC PARAMETERS

CONSTITUENT	NYSDEC Class GA Groundwater Standards/ Guidance Values	CAS #	MW-06S									
			10/28/1997 (ug/l)	12/5/2000 (ug/l)	2/1/2001 (ug/l)	8/21/2002 (ug/l)	11/20/2002 (ug/l)	3/5/2003 (ug/l)	6/5/2003 (ug/l)	8/22/2003 (ug/l)		
Aluminum	-	7429-90-5	96.2	45.5 B	12.1	NA	143 B	NA	77.2 B	NA	NA	77.2 B
Antimony	3 GV	7440-36-0	3 U	1.7 U	12.3 U	NA	3.9 B	NA	NA	NA	NA	3.5 U
Arsenic	25 ST	7440-38-2	9.6	3.2 B	8	NA	5.2 B	NA	NA	NA	NA	6.0 B
Barium	1,000 ST	7440-39-3	306	121 B	101	NA	121 B	NA	NA	NA	NA	219
Beryllium	3 GV	7440-41-7	0.1	0.1 U	0.1 U	NA	0.4 U	NA	NA	NA	NA	0.20 U
Boron	1,000 ST	7440-42-8	NA	162	183	NA	167	NA	NA	NA	NA	362
Cadmium	5 ST	7440-43-9	0.3 U	0.4 U	0.2 U	0.17 B	0.5 U	0.10 U	0.10 U	0.10 U	0.10 U	0.30 U
Calcium	-	7440-70-2	131,000	64,500	53,100	61,000	59,500	571,000	62,400	114,000	62,400	20 U
Chromium Hexavalent	50 ST	18540-29-9	20 U	20 U	20 U	NA	20 U	NA	NA	NA	NA	20 U
Chromium Total	50 ST	7440-47-3	1.3	3.5 U	0.6 U	NA	1.9 B	NA	NA	NA	NA	1.8 B
Cobalt	-	7440-48-4	2.2	0.9 U	1.7 U	NA	2.9 B	NA	NA	NA	NA	5.0 B
Copper	200 ST	7440-50-8	0.7 U	1.5 U	1.5 U	NA	2.9 B	NA	NA	NA	NA	2.9 B
Iron	300 ST	7439-89-6	58,700	48,000	40,000	37,700	31,900	25,400	29,000	29,000	29,000	46,700
Lead	25 ST	7439-92-1	1.0 U	1.4 B	1.9	1.3 B	1.4 U	1.5 U	1.5 U	1.5 U	1.5 U	0.86 B
Magnesium	35,000 GV	7439-95-4	16,400	6,280	4,680	5,550	5,080	5,480	6,040	6,040	6,040	12,300
Manganese	300 ST	7439-96-5	837	543	430	804	1,050	930	1,790	1,790	1,790	2,570
Mercury	0.7 ST	7439-97-6	0.1 U	0.1 U	0.1 U	NA	0.1 U	NA	NA	NA	NA	0.1 U
Nickel	100 ST	7440-02-0	1.3 U	1.9 U	1.4 U	NA	2.9 B	NA	NA	NA	NA	4.8 B
Potassium	-	7440-09-7	18,200	8250	8050	7,460	6,980	7,490	8,980	8,980	8,980	10,900
Selenium	10 ST	7782-49-2	2.8 U	1.7 U	1.5 U	NA	2.4 U	NA	NA	NA	NA	3.8 U
Silver	50 ST	7440-22-4	0.9 U	0.63 B	1.6 U	NA	1 U	NA	NA	NA	NA	1 U
Sodium	20,000 ST	7440-23-5	18,900	12,800	13,200	14,900	13,500	10,300	13,900	13,900	13,900	19,100
Thallium	0.5 GV	7440-28-0	2.6 U	2.3 U	2.8 U	NA	4.2 U	NA	NA	NA	NA	2.5 U
Vanadium	-	7440-62-2	1.2 U	0.7 U	1.7 U	NA	2 B	NA	NA	NA	NA	1.8 U
Zinc	2,000 ST	7440-66-6	14.2	2.2 U	3.6 U	NA	6.1 B	NA	NA	NA	NA	67.6
Cyanide	200 ST	0057-12-5	10 U	10 U	5 U	NA	10 U	NA	NA	NA	NA	10 U
Iron + Manganese	500 ST	-	59,537	48,543	40,430	38,504	32,950	26,330	30,790	30,790	30,790	49,270

NOTES:

J: Estimated due to data validation criteria.

K: Concentration exceeds Standard/Guidance Value.

U: Analyzed for but not detected, value shown is instrument detection limit.

NA: Not analyzed.

B: Concentration is above instrument detection limit but below contract required detection

U*: Result qualified as non-detect based on validation criteria

ST: Standard.

GV: Guidance value.

SONIA ROAD LANDFILL
 POST CLOSURE GROUNDWATER MONITORING PROGRAM
 HISTORIC AND CURRENT SAMPLE RESULTS
 INORGANIC PARAMETERS

CONSTITUENT	NYSDEC Class GA Groundwater Standards/ Guidance Values	CAS #	MW-06S 11/11/2003 (ug/l)	MW-06S 2/27/2004 (ug/l)	MW-06S 5/24/2004 (ug/l)	MW-06S 8/20/2004 (ug/l)	MW-06S 11/9/2004 (ug/l)	MW-06S 3/1/2005 (ug/l)	MW-06S 5/25/2005 (ug/l)	MW-06S 8/25/2005 (ug/l)
Aluminum	-	7429-90-5	NA	NA	34.7 B	NA	NA	69.1 B	NA	NA
Antimony	3 GV	7440-36-0	NA	NA	1.6 U	NA	NA	3.6 U	NA	NA
Arsenic	25 ST	7440-38-2	NA	NA	6.4 B	NA	NA	7.3 B	NA	NA
Barium	1,000 ST	7440-39-3	NA	NA	123 B	NA	NA	137 B	NA	NA
Beryllium	3 GV	7440-41-7	NA	NA	0.1 U	NA	NA	0.19 U	NA	NA
Boron	1,000 ST	7440-42-8	NA	NA	279 B	NA	NA	203	NA	NA
Cadmium	5 ST	7440-43-9	0.3 U	0.20 U	0.61 B	0.30 U	0.57 B	1.1 B	0.65 U	0.65 U
Calcium	-	7440-70-2	78,800	96,000	69,000	107,000	63,700	58,500	71,580	96,900
Chromium Hexavalent	50 ST	18540-29-9	NA	NA	20 U	NA	NA	20 U	NA	NA
Chromium Total	50 ST	7440-47-3	NA	NA	1.2 B	NA	NA	0.63 U	NA	NA
Cobalt	-	7440-48-4	NA	NA	3 B	NA	NA	2.3 B	NA	NA
Copper	200 ST	7440-50-8	NA	NA	0.9 U	NA	NA	1.1 U	NA	NA
Iron	300 ST	7439-89-6	26,500	43,900	20,700	52,700	37,500	34,800	10,120	37,800
Lead	25 ST	7439-92-1	1.1 U	1.6 U	0.7 U	1.5 B	1.1 U	1.1 U	1.9 B	1.7 U
Magnesium	35,000 GV	7439-95-4	8,330	10,800	9,770	12,800	6,250	6,490	11,390	11,800
Manganese	300 ST	7439-96-5	2,250	3,190	1,350	1,230	1,050	806	213	1,210
Mercury	0.7 ST	7439-97-6	NA	NA	0.1 U	NA	NA	0.1 U	NA	NA
Nickel	100 ST	7440-02-0	NA	NA	1.6 B	NA	NA	1.5 B	NA	NA
Potassium	-	7440-09-7	9,660	13,400	13,200	15,100	11,200	11,800	15,740	11,800
Selenium	10 ST	7782-49-2	NA	NA	1.8 U	NA	NA	3.0 U	NA	NA
Silver	50 ST	7440-22-4	NA	NA	0.5 U	NA	NA	0.84 B	NA	NA
Sodium	20,000 ST	7440-23-5	20,400	17,700	10,400	20,800	20,300	21,500	8,140	23,100
Thallium	0.5 GV	7440-28-0	NA	NA	1.9 U	NA	NA	2.7 U	NA	NA
Vanadium	-	7440-62-2	NA	NA	1 U	NA	NA	1.8 U	NA	NA
Zinc	2,000 ST	7440-66-6	NA	NA	8.4 B	NA	NA	49.9	NA	NA
Cyanide	200 ST	0057-12-5	NA	NA	10 U	NA	NA	10 U	NA	NA
Iron + Manganese	500 ST*	-	28,750	47,090	22,050	53,930	38,550	35,608	10,353	39,010

NOTES:

- J: Estimated due to data validation criteria.
- U: Analyzed for but not detected, value shown is instrument detection limit.
- NA: Not analyzed.
- B: Concentration is above instrument detection limit but below contract required detection
- U*: Result qualified as non-detect based on validation criteria
- ST: Standard.
- GV: Guidance value.

SONIA ROAD LANDFILL
 POST CLOSURE GROUNDWATER MONITORING PROGRAM
 HISTORIC AND CURRENT SAMPLE RESULTS
 INORGANIC PARAMETERS

CONSTITUENT	NYSDEC Class GA Groundwater Standards/ Guidance Values	CAS #	MW-06S 11/29/2005 (ug/l)	MW-06S 2/28/2006 (ug/l)	MW-06S 5/22/2006 (ug/l)	MW-06S 8/9/2006 (ug/l)	MW-06S 12/1/2006 (ug/l)	MW-06S 2/22/2007 (ug/l)	MW-06S 5/24/2007 (ug/l)	MW-06S 8/10/2007 (ug/l)
Aluminum	-	7429-90-5	NA	NA	NA	NA	32.6 B	218	747	NA
Antimony	3 GV	7440-36-0	NA	NA	NA	NA	3.2 U	3.2 U	1.6 U	NA
Arsenic	25 ST	7440-38-2	NA	NA	NA	NA	8.0 B	6.1 B	4.6 B	NA
Barium	1,000 ST	7440-39-3	NA	NA	NA	NA	256	189 B	231	NA
Beryllium	3 GV	7440-41-7	NA	NA	NA	NA	0.17 U	0.17 U	0.70 B	NA
Boron	1,000 ST	7440-42-8	NA	NA	NA	NA	408 B	281 B	304	NA
Cadmium	5 ST	7440-43-9	0.43 U	0.32 B	0.12 U	0.34 U	0.28 U	0.91 B	0.16 U	0.16 U
Calcium	-	7440-70-2	87,400	99,700	140,000	128,000	100,000	66,800	78,000	49,200
Chromium Hexavalent	50 ST	18540-29-9	NA	NA	NA	NA	0.02 U	0.02 U	NA	NA
Chromium Total	50 ST	7440-47-3	NA	NA	NA	NA	2.0 B	1.8 B	4.9 B	NA
Cobalt	-	7440-48-4	NA	NA	NA	NA	1.3 U	1.3 U	1.2 B	NA
Copper	200 ST	7440-50-8	NA	NA	NA	NA	1.6 B	5.3 B	0.44 U	NA
Iron	300 ST	7439-89-6	41,700	35,600	35,400	37,400	40,900	34,800	49,600	28,000
Lead	25 ST	7439-92-1	4.6	1.3 U	1.1 U	2.4 B	1.5 U	1.5 U	1.1 U	1.1 U
Magnesium	35,000 GV	7439-95-4	10,100	13,000	18,200	15,900	13,900	8,800	10,100	5,770
Manganese	300 ST	7439-96-5	729	671	1,160	1,150	871	586	678	483
Mercury	0.7 ST	7439-97-6	NA	NA	NA	NA	0.1 U	0.10 U	NA	NA
Nickel	100 ST	7440-02-0	NA	NA	NA	NA	1.8 U	1.8 U	3.0 B	NA
Potassium	-	7440-09-7	12,100	15,600	21,900	17,800	16,700	13,100	12,100	8,180
Selenium	10 ST	7782-49-2	NA	NA	NA	NA	1.7 U	1.7 U	3.0 U	NA
Silver	50 ST	7440-22-4	NA	NA	NA	NA	0.51 B	0.38 U	0.74 B	NA
Sodium	20,000 ST	7440-23-5	22,900	23,500	25,700	20,000	20,100	18,000	21,500	U*
Thallium	0.5 GV	7440-28-0	NA	NA	NA	NA	2.9 U	4.9 B	2.2 U	NA
Titanium	-	7440-62-2	NA	NA	NA	NA	1.4 U	3.5 B	6.7 B	NA
Zinc	2,000 ST	7440-66-6	NA	NA	NA	NA	75.7	U*	U*	NA
Cyanide	200 ST	0057-12-5	NA	NA	NA	NA	10.0 U	10.0 U	NA	NA
Iron + Manganese	500 ST*	-	42,429	36,271	36,560	38,550	41,771	35,386	50,278	28,480

NOTES:

J: Estimated due to data validation criteria.

█ Concentration exceeds Standard/Guidance Value.

U: Analyzed for but not detected, value shown is instrument detection limit.

NA: Not analyzed.

B: Concentration is above instrument detection limit but below contract required detection

U*: Result qualified as non-detected based on validation criteria

ST: Standard.

GV: Guidance value.

**SONIA ROAD LANDFILL
POST CLOSURE GROUNDWATER MONITORING PROGRAM
HISTORIC AND CURRENT SAMPLE RESULTS
INORGANIC PARAMETERS**

CONSTITUENT	NYSDEC Class GA Groundwater Standards/ Guidance Values	CAS #	MW-06S 11/9/2007 (ug/l)	MW-06S 2/11/2008 (ug/l)	MW-06S 5/15/2008 (ug/l)	MW-06S 8/4/2008 (ug/l)	MW-06S 11/3/2008 (ug/l)	MW-06S 2/23/2009 (ug/l)
Aluminum	-	7429-90-5	NA	NA	NA	NA	157 B	NA
Antimony	3 GV	7440-36-0	NA	NA	NA	NA	2.3 U	NA
Arsenic	25 ST	7440-38-2	NA	NA	NA	NA	6.8 B	NA
Barium	1,000 ST	7440-39-3	NA	NA	NA	NA	320	NA
Beryllium	3 GV	7440-41-7	NA	NA	NA	NA	0.096 U	NA
Boron	1,000 ST	7440-42-8	NA	NA	NA	NA	273 BN	NA
Cadmium	5 ST	7440-43-9	0.32 U	1.4 B	0.27 U	0.67 B	1.0 B	0.35 U
Calcium	-	7440-70-2	78,900	91,000	77,600	64,000	97,600	79,700
Chromium Hexavalent	50 ST	18540-29-9	NA	NA	NA	NA	1.9 B	NA
Chromium Total	50 ST	7440-47-3	NA	NA	NA	NA	0.02 U	NA
Cobalt	-	7440-48-4	NA	NA	NA	NA	0.88 U	NA
Copper	200 ST	7440-50-8	NA	NA	NA	NA	7.4 B	NA
Iron	300 ST	7439-89-6	51,100	53,000	51,200	42,700	65,100	51,600
Lead	25 ST	7439-92-1	1.4 UJ	1.4 U	2.3 U	2.3	1.3 U	1.3 U
Magnesium	35,000 GV	7439-95-4	10,200	10,500	8,810	6,950	10,700	8,570
Manganese	300 ST	7439-96-5	609	1,140	716	790	668	461
Mercury	0.7 ST	7439-97-6	NA	NA	NA	NA	0.13 U	NA
Nickel	100 ST	7440-02-0	NA	NA	NA	NA	1.2 U	NA
Potassium	-	7440-09-7	11,200 J	10,100	10,500	8,880	12,200	9,410
Selenium	10 ST	7782-49-2	NA	NA	NA	NA	1.9 UN	NA
Silver	50 ST	7440-22-4	NA	NA	NA	NA	0.54 U	NA
Sodium	20,000 ST	7440-23-5	20,000	24,000	27,600	24,600	31,600	23,800
Thallium	0.5 GV	7440-28-0	NA	NA	NA	NA	7.2 B	NA
Vanadium	-	7440-62-2	NA	NA	NA	NA	3.5 B	NA
Zinc	2,000 ST	7440-66-6	NA	NA	NA	NA	8.0 B	NA
Cyanide	200 ST	0057-12-5	NA	NA	NA	NA	10.0 U	NA
Iron + Manganese	500 ST*	-	51,709	54,140	51,916	43,490	65,768	52,061

NOTES:

- J: Estimated due to data validation criteria.
- Concentration exceeds Standard/Guidance Value.
- U: Analyzed for but not detected, value shown is instrument detection limit.
- NA: Not analyzed.
- B: Concentration is above instrument detection limit but below contract required detection.
- U*: Result qualified as non-detect based on validation criteria

ST: Standard.
GY: Guidance value.

SONIA ROAD LANDFILL
 POST CLOSURE GROUNDWATER MONITORING PROGRAM
 HISTORIC AND CURRENT SAMPLE RESULTS
 INORGANIC PARAMETERS

CONSTITUENT	NYSDEC Class GA Groundwater Standards/ Guidance Values	CAS #	MW-071 10/28/1997 (ug/l)	MW-071 12/1/2000 (ug/l)	MW-071 1/31/2001 (ug/l)	MW-071 8/21/2002 (ug/l)	MW-071 11/20/2002 (ug/l)	MW-071 3/5/2003 (ug/l)	MW-071 6/9/2003 (ug/l)	MW-071 8/22/2003 (ug/l)
Aluminum	-	7429-90-5	90.1	16 B	23.6	NA	37.1 B	NA	NA	13.9
Antimony	3 GV	7440-36-0	3 U	1.7 U	12.3 U	NA	3.1 U	NA	NA	3.5 U
Arsenic	25 ST	7440-38-2	2.4 U	2.5 U	1.9 U	NA	4.5 U	NA	NA	3.2 U
Barium	1,000 ST	7440-39-3	32.2	39.6 B	29.3	NA	15.4 B	NA	NA	21.6 B
Beryllium	3 GV	7440-41-7	0.1 U	0.1 U	0.1 U	NA	0.4 U	NA	NA	0.20 U
Boron	1,000 ST	7440-42-8	NA	33 B	45.4	NA	30.1 B	NA	NA	38.1 B
Cadmium	5 ST	7440-43-9	0.47	0.4 U	0.2 U	0.29 B	0.5 U	0.12 B	0.10 U	0.30 U
Calcium	-	7440-70-2	8,890	20,000	14,700	9,820	7,360	8,670	8,420	8,160
Chromium Hexavalent	50 ST	18540-29-9	20 U	20 U	20 U	NA	20 U	NA	NA	20 U
Chromium Total	50 ST	7440-47-3	0.8	3.5 U	0.6 U	NA	0.8 U	NA	NA	0.70 U
Cobalt	-	7440-48-4	2.3	0.9 U	1.7 U	NA	1 U	NA	NA	2.1 U
Copper	200 ST	7440-50-8	1.6	1.5 U	1.5 U	NA	3.9 B	NA	NA	1.3 B
Iron	300 ST	7439-89-6	396	26.2 B	35.2	350	172	53.9 B	41.4 B	45.0 B
Lead	25 ST	7439-92-1	2.8	1.4 U	1.1 U	1.6 B	1.5 B	1.5 U	1.5 U	0.80 U
Magnesium	35,000 GV	7439-95-4	1,300	4,310 B	3,080	1,630 B	1,150 B	1,470	1,410 B	1,060 B
Manganese	300 ST	7439-96-5	519	6,510	5,140	2,620	1,390	2,340	3,320	2,210
Mercury	0.7 ST	7439-97-6	0.1 U	0.1 U	0.1 U	NA	0.1 U	NA	NA	0.10 U
Nickel	100 ST	7440-02-0	1.8	1.9 U	1.4 U	NA	1.1 U	NA	NA	1.5 U
Potassium	-	7440-09-7	3,840	2,590 B	2,460	2,330 B	2,000 B	2,020 B	2,580 B	2,100 B
Selenium	10 ST	7782-49-2	2.8 U	1.7 U	1.8	NA	2.4 U	NA	NA	3.8 U
Silver	50 ST	7440-22-4	0.9 U	1 B	1.6 U	NA	1 U	NA	NA	1.0 U
Sodium	20,000 ST	7440-23-5	6,950	22,300	19,600	10,700	7,960	9,570	21,100	10,200
Thallium	0.5 GV	7440-28-0	2.6 U	2.3 U	2.8 U	NA	4.2 U	NA	NA	2.5 U
Vanadium	-	7440-62-2	1.2 U	0.7 U	1.7 U	NA	0.6 U	NA	NA	1.8 U
Zinc	2,000 ST	7440-66-6	51.7	3.8 B	3.6 U	NA	27.9	NA	NA	8.4 B
Cyanide	200 ST	0057-12-5	10 U	10 U	5 U	NA	10 U	NA	NA	10 U
Iron + Manganese	500 ST	-	915	6,536.2	5,175.2	2,970	1,562	2,393.9	3,361.4	2,255

NOTES:

J: Estimated due to data validation criteria.

Concentration exceeds Standard/Guidance Value.

U: Analyzed for but not detected, value shown is instrument detection limit.

NA: Not analyzed.

B: Concentration is above instrument detection limit but below contract required detection

U*: Result qualified as non-detected based on validation criteria

ST: Standard.

GV: Guidance value.

SONIA ROAD LANDFILL
 POST CLOSURE GROUNDWATER MONITORING PROGRAM
 HISTORIC AND CURRENT SAMPLE RESULTS
 INORGANIC PARAMETERS

CONSTITUENT	NYSDEC Class GA Groundwater Standards/ Guidance Values	CAS #	MW-071 11/11/2003 (ug/l)	MW-071 2/27/2004 (ug/l)	MW-071 5/20/2004 (ug/l)	MW-071 8/20/2004 (ug/l)	MW-071 11/9/2004 (ug/l)	MW-071 2/28/2005 (ug/l)	MW-071 5/27/2005 (ug/l)	MW-071 8/24/2005 (ug/l)
Aluminum	-	7429-90-5	NA	NA	16.3 U	NA	NA	77.4 B	NA	NA
Antimony	3 GV	7440-36-0	NA	NA	2.4 U	NA	NA	3.6 U	NA	NA
Arsenic	25 ST	7440-38-2	NA	NA	3.4 U	NA	NA	2.6 U	NA	NA
Barium	1,000 ST	7440-39-3	NA	NA	34.3 B	NA	NA	29.3 B	NA	NA
Beryllium	3 GV	7440-41-7	NA	NA	0.2 U	NA	NA	0.19 U	NA	NA
Boron	1,000 ST	7440-42-8	NA	NA	28.9 B	NA	NA	41.6 B	NA	NA
Cadmium	5 ST	7440-43-9	0.3 U	0.36 B	0.3 U	0.30 U	0.24 B	0.26 B	0.37 U	0.65 U
Calcium	-	7440-70-2	7,020	12,400	13,300	10,800	12,200	12,600	13,900	17,300
Chromium Hexavalent	50 ST	18540-29-9	NA	NA	20 U	NA	NA	20 U	NA	NA
Chromium Total	50 ST	7440-47-3	NA	NA	1.2 B	NA	NA	2.5 B	NA	NA
Cobalt	-	7440-48-4	NA	NA	1.5 U	NA	NA	1.3 U	NA	NA
Copper	200 ST	7440-50-8	NA	NA	4.2 B	NA	NA	1.4 B	NA	NA
Iron	300 ST	7439-89-6	172	55.0 B	65.2 B	78.6 B	85.5 B	68.8 B	51.6 B	136
Lead	25 ST	7439-92-1	1.1 U	1.6 U	1.2 U	1.2 U	1.3 B	1.1 B	1.2 U	2.2 B
Magnesium	35,000 GV	7439-95-4	1,290 B	1,960 B	2,150 B	1,660 B	1,940 B	2,040 B	2,310 B	2,340 B
Manganese	300 ST	7439-96-5	1,210	4,770	5,700	4,490	5,050	4,800	4,700	3,730
Mercury	0.7 ST	7439-97-6	NA	NA	0.1 U	NA	NA	0.1 U	NA	NA
Nickel	100 ST	7440-02-0	NA	NA	1.6 U	NA	NA	1.2 U	NA	NA
Potassium	-	7440-09-7	1,730 B	2,600 B	2,450 B	3,470 B	3,100 B	2,790 B	2,660 B	2,080 B
Selenium	10 ST	7782-49-2	NA	NA	2.1 U	NA	NA	3.0 U	NA	NA
Silver	50 ST	7440-22-4	NA	NA	0.5 B	NA	NA	0.75 U	NA	NA
Sodium	20,000 ST	7440-23-5	7,950	13,200	15,700	18,200	16,500	16,600	16,500	15,700
Thallium	0.5 GV	7440-28-0	NA	NA	2.8 U	NA	NA	2.7 U	NA	NA
Vanadium	-	7440-62-2	NA	NA	1.7 U	NA	NA	1.8 U	NA	NA
Zinc	2,000 ST	7440-66-6	NA	NA	20.4 B	NA	NA	47.7	NA	NA
Cyanide	200 ST	0057-12-5	NA	NA	10 U	NA	NA	10 U	NA	NA
Iron + Manganese	500 ST*	-	1,382	4,825	5,765.2	4,568.6	5,135.5	4,868.8	4,751.6	3,866

NOTES:

J: Estimated due to data validation criteria.

U: Analyzed for but not detected, value shown is instrument detection limit.

NA: Not analyzed.

B: Concentration is above instrument detection limit but below contract required detection

U*: Result qualified as non-detected based on validation criteria

ST: Standard.

GV: Guidance value.

SONIA ROAD LANDFILL
 POST CLOSURE GROUNDWATER MONITORING PROGRAM
 HISTORIC AND CURRENT SAMPLE RESULTS
 INORGANIC PARAMETERS

CONSTITUENT	NYSDEC Class GA Groundwater Standards/ Guidance Values	CAS #	MW-071 11/29/2005 (ug/l)	MW-071 2/28/2006 (ug/l)	MW-071 5/22/2006 (ug/l)	MW-071 8/10/2006 (ug/l)	MW-071 11/28/2006 (ug/l)	MW-071 2/22/2007 (ug/l)	MW-071 5/24/2007 (ug/l)	MW-071 8/10/2007 (ug/l)
Aluminum	-	7429-90-5	NA	NA	NA	NA	10.2 U	15.6 B	72.2 B	NA
Antimony	3 GV	7440-36-0	NA	NA	NA	3.2 U	3.2 U	3.2 U	1.6 U	NA
Arsenic	25 ST	7440-38-2	NA	NA	NA	2.9 U	2.9 U	2.9 U	2.0 U	NA
Barium	1,000 ST	7440-39-3	NA	NA	NA	32.6 B	31.3 B	53.0 B	NA	NA
Beryllium	3 GV	7440-41-7	NA	NA	NA	0.17 U	0.17 U	0.54 B	NA	NA
Boron	1,000 ST	7440-42-8	NA	NA	NA	33.4 B	39.1 B	41.0 B	NA	NA
Cadmium	5 ST	7440-43-9	0.43 U	0.26 U	0.53 B	0.34 U	0.28 U	0.16 U	0.16 U	0.28 B
Calcium	-	7440-70-2	17,700	13,600	43,000	30,100	22,300	19,000	18,100	18,600
Chromium Hexavalent	50 ST	18540-29-9	NA	NA	NA	0.02 U	0.02 U	0.02 U	NA	NA
Chromium Total	50 ST	7440-47-3	NA	NA	NA	0.50 U	0.92 B	0.33 U	NA	NA
Cobalt	-	7440-48-4	NA	NA	NA	1.3 U	1.3 U	0.40 U	NA	NA
Copper	200 ST	7440-50-8	NA	NA	NA	2.2 B	5.1 B	0.44 U	NA	NA
Iron	300 ST	7439-89-6	72.3 B	87.0 B	41.3 B	46.7 B	24.3 B	81.0 B	74.6 B	47.7 B
Lead	25 ST	7439-92-1	3.1	1.3 U	1.1 U	1.9 U	1.5 U	1.5 U	1.1 U	1.1 U
Magnesium	35,000 GV	7439-95-4	2,490 B	2,130 B	6,680	3,820 B	2,480 B	2,140 B	2,120 B	2,500 B
Manganese	300 ST	7439-96-5	2,650	2,940	6,600	2,890	1,010	142	310	486
Mercury	0.7 ST	7439-97-6	NA	NA	NA	0.1 U	0.1 U	0.10 U	NA	NA
Nickel	100 ST	7440-02-0	NA	NA	NA	1.8 U	1.8 U	0.78 U	NA	NA
Potassium	-	7440-09-7	2,510 B	4,210 B	5,440	3,830 B	2,770 B	4,330 B	4,920 B	4,530 JB
Selenium	10 ST	7782-49-2	NA	NA	NA	1.7 U	1.7 U	3.0 U	NA	NA
Silver	50 ST	7440-22-4	NA	NA	NA	0.38 U	0.38 U	0.90 B	NA	NA
Sodium	20,000 ST	7440-23-5	15,200	14,000	25,500	21,200	20,600	31,300	U*	U*
Thallium	0.5 GV	7440-28-0	NA	NA	NA	2.9 U	3.0 B	3.1 B	NA	NA
Vanadium	-	7440-62-2	NA	NA	NA	1.4 U	1.4 U	1.1 U	NA	NA
Zinc	2,000 ST	7440-66-6	NA	NA	NA	45.5	U*	U*	U*	NA
Cyanide	200 ST	0057-12-5	NA	NA	NA	10.0 U	10.0 U	10.0 U	NA	NA
Iron + Manganese	500 ST*	-	2,723	3,027	6,643	2,936	1,034	223.0	384.6	533.7

NOTES:

J: Estimated due to data validation criteria.

ST: Standard.

U: Analyzed for but not detected, value shown is instrument detection limit.

NA: Not analyzed.

B: Concentration is above instrument detection limit but below contract required detection

U*: Result qualified as non-detected based on validation criteria

ST: Standard.

GV: Guidance value.

SONIA ROAD LANDFILL
 POST CLOSURE GROUNDWATER MONITORING PROGRAM
 HISTORIC AND CURRENT SAMPLE RESULTS
 INORGANIC PARAMETERS

CONSTITUENT	NYSDEC Class GA Groundwater Standards/ Guidance Values	CAS #	MW-071 11/9/2007 (ug/l)	MW-071 2/11/2008 (ug/l)	MW-071 5/19/2008 (ug/l)	MW-071 8/5/2008 (ug/l)	MW-071 11/5/2008 (ug/l)	MW-071 2/24/2009 (ug/l)
Aluminum	-	7429-90-5	NA	NA	NA	NA	8.7 U	NA
Antimony	3 GV	7440-36-0	NA	NA	NA	NA	2.3 U	NA
Arsenic	25 ST	7440-38-2	NA	NA	NA	NA	1.8 U	NA
Barium	1,000 ST	7440-39-3	NA	NA	NA	NA	33.5 B	NA
Beryllium	3 GV	7440-41-7	NA	NA	NA	NA	0.096 U	NA
Boron	1,000 ST	7440-42-8	NA	NA	NA	NA	33.7 B	NA
Cadmium	5 ST	7440-43-9	0.32 U	0.32 U	0.27 U	0.27 U	0.35 U	0.35 U
Calcium	-	7440-70-2	73,600 J	18,700	20,900	21,600	28,400	19,800
Chromium Hexavalent	50 ST	18540-29-9	NA	NA	NA	NA	0.52 B	NA
Chromium Total	50 ST	7440-47-3	NA	NA	NA	NA	0.02 U	NA
Cobalt	-	7440-48-4	NA	NA	NA	NA	0.88 U	NA
Copper	200 ST	7440-50-8	NA	NA	NA	NA	1.0 B	NA
Iron	300 ST	7439-89-6	24,600	24.2 U	13.2 B	30.8 B	7.6 B	9.4 B
Lead	25 ST	7439-92-1	1.4 U	1.4 U	2.3 U	2.3 U	1.3 U	1.3 U
Magnesium	35,000 GV	7439-95-4	11,200 J	2,350 B	2,230 B	2,070 B	1,730 B	1,050 B
Manganese	300 ST	7439-96-5	5,920 J	663	434	428	282	212
Mercury	0.7 ST	7439-97-6	NA	NA	NA	NA	0.13 U	NA
Nickel	100 ST	7440-02-0	NA	NA	NA	NA	1.2 U	NA
Potassium	-	7440-09-7	12,500	3,770 B	2,930 B	3,330 B	3,460 B	6,790
Selenium	10 ST	7782-49-2	NA	NA	NA	NA	1.9 U	NA
Silver	50 ST	7440-22-4	NA	NA	NA	NA	0.54 U	NA
Sodium	20,000 ST	7440-23-5	29,100 J	23,300	23,400	22,500	26,700	20,900
Thallium	0.5 GV	7440-28-0	NA	NA	NA	NA	1.9 U	NA
Vanadium	-	7440-62-2	NA	NA	NA	NA	0.74 U	NA
Zinc	2,000 ST	7440-56-6	NA	NA	NA	NA	7.8 B	NA
Cyanide	200 ST	0057-12-5	NA	NA	NA	NA	10.0 U	NA
Iron + Manganese	500 ST*	-	30,520	687	447.2	458.8	289.6	221.4

NOTES:

- J: Estimated due to data validation criteria.
- U: Analyzed for but not detected, value shown is instrument detection limit.
- NA: Not analyzed.
- B: Concentration is above instrument detection limit but below contract required detection
- U*: Result qualified as non-detected based on validation criteria

ST: Standard.
 GV: Guidance value.

SONIA ROAD LANDFILL
 POST CLOSURE GROUNDWATER MONITORING PROGRAM
 HISTORIC AND CURRENT SAMPLE RESULTS
 INORGANIC PARAMETERS

CONSTITUENT	NYSDEC Class GA Groundwater Standards/ Guidance Values	CAS #	MW-11D 10/31/1997 (ug/l)	MW-11D 12/13/2000 (ug/l)	MW-11D 2/7/2001 (ug/l)	MW-11D 8/22/2002 (ug/l)	MW-11D 11/21/2002 (ug/l)	MW-11D 3/6/2003 (ug/l)	MW-11D 6/4/2003 (ug/l)	MW-11D 8/21/2003 (ug/l)
Aluminum	-	7429-90-5	473	578	581	NA	717	NA	NA	629
Antimony	3 GV	7440-36-0	3 U	1.7 U	12.3 U	NA	3.1 U	NA	NA	3.5 U
Arsenic	25 ST	7440-38-2	2.4 U	2.5 U	1.9 U	NA	4.5 U	NA	NA	3.2 U
Barium	1,000 ST	7440-39-3	27.8	34	31.9	NA	37.1 B	NA	NA	38.4 B
Beryllium	3 GV	7440-41-7	0.1 U	0.22	0.13	NA	0.4 U	NA	NA	0.20 U
Boron	1,000 ST	7440-42-8	NA	42.2	32.6	NA	311	NA	NA	144
Cadmium	5 ST	7440-43-9	0.3 U	0.4 U	0.22	0.28 B	0.5 U	0.10 U	0.11 B	0.30 U
Calcium	-	7440-70-2	7,300	4,290	5,130	7,280	6,940	5,900	6,120	6,990
Chromium Hexavalent	50 ST	18540-29-9	20 U	20 U	20 U	NA	20 U	NA	NA	20 U
Chromium Total	50 ST	7440-47-3	0.43	3.5 U	1.6	NA	1.6 B	NA	NA	1.3 B
Cobalt	-	7440-48-4	1.1 U	0.9 U	1.7 U	NA	1 U	NA	NA	2.1 U
Copper	200 ST	7440-50-8	0.7 U	2.3	1.5 U	NA	1.9 B	NA	NA	1.1 U
Iron	300 ST	7439-89-6	153	16.7	30.6	566	261	155	59.9 B	43.5 B
Lead	25 ST	7439-92-1	1 U	1.4 U	1.1 U	2.0 B	1.4 B	1.5 U	1.5 U	0.8 U
Magnesium	35,000 GV	7439-95-4	1,330	1,340	1,440	1,480 B	1,810 B	1,580 B	1,650 B	1,940 B
Manganese	300 ST	7439-96-5	74.6	76.7	83.5	398	188	143	144	178
Mercury	0.7 ST	7439-97-6	0.1 U	0.1 U	0.1 U	NA	0.1 U	NA	NA	0.10 U
Nickel	100 ST	7440-02-0	2.1	5.3	5.8	NA	12 B	NA	NA	12.4 B
Potassium	-	7440-09-7	10,000	6,950	1,720	2,530 B	5,190	5,200	6,460	5,530
Selenium	10 ST	7782-49-2	2.8 U	1.7 U	2	NA	2.4 U	NA	NA	3.8 U
Silver	50 ST	7440-22-4	0.9 U	1.2	1.6 U	NA	1 U	NA	NA	1 U
Sodium	20,000 ST	7440-23-5	8,050	7,840	7,610	6,010	9,640	9,940	10,900	10,500
Thallium	0.5 GV	7440-28-0	2.7	2.3 U	2.8 U	NA	4.2 U	NA	NA	2.5 U
Vanadium	-	7440-62-2	1.4	0.7 U	1.7 U	NA	0.6 U	NA	NA	1.8 U
Zinc	2,000 ST	7440-66-6	19	2.8	13.6	NA	21	NA	NA	6.0 B
Cyanide	200 ST	0057-12-5	10 U	10 U	5 U	NA	10 U	NA	NA	10 U
Iron + Manganese	500 ST	-	227.6	93.4	114.1	964	449	298	203.9	221.5

NOTES:

J: Estimated due to data validation criteria.

Concentration exceeds Standard/Guidance Value.

U: Analyzed for but not detected, value shown is instrument detection limit.

NA: Not analyzed.

B: Concentration is above instrument detection limit but below contract required detection

U*: Result qualified as non-detect based on validation criteria

ST: Standard.

GV: Guidance value.

SONIA ROAD LANDFILL
 POST CLOSURE GROUNDWATER MONITORING PROGRAM
 HISTORIC AND CURRENT SAMPLE RESULTS
 INORGANIC PARAMETERS

CONSTITUENT	NYSDEC Class CA Groundwater Standards/ Guidance Values	CAS #	MW-11D 11/13/2003 (ug/l)	MW-11D 3/1/2004 (ug/l)	MW-11D 5/21/2004 (ug/l)	MW-11D 8/24/2004 (ug/l)	MW-11D 11/11/2004 (ug/l)	MW-11D 2/24/2005 (ug/l)	MW-11D 5/26/2005 (ug/l)	MW-11D 8/25/2005 (ug/l)
Aluminum	-	7429-90-5	NA	NA	1250	NA	NA	1420	NA	NA
Antimony	3 GV	7440-36-0	NA	NA	2.4 U	NA	NA	3.6 U	NA	NA
Arsenic	25 ST	7440-38-2	NA	NA	3.6 U	NA	NA	2.5 U	NA	NA
Barium	1,000 ST	7440-39-3	NA	NA	47.4 B	NA	NA	55.2 B	NA	NA
Beryllium	3 GV	7440-41-7	NA	NA	0.22 B	NA	NA	0.29 B	NA	NA
Boron	1,000 ST	7440-42-8	NA	NA	61 B	NA	NA	65.4 B	NA	NA
Cadmium	5 ST	7440-43-9	0.3 U	0.22 B	0.3 U	0.57 B	0.23 U	2.8 B	0.65 U	0.65 U
Calcium	-	7440-70-2	7,920	8,560	11,800	14,100	8,100	11,200	8,680	7570
Chromium Hexavalent	50 ST	18540-29-9	NA	NA	20 U	NA	NA	20 U	NA	NA
Chromium Total	50 ST	7440-47-3	NA	NA	2.7 B	NA	NA	2.6 B	NA	NA
Cobalt	-	7440-48-4	NA	NA	1.5 U	NA	NA	1.3 U	NA	NA
Copper	200 ST	7440-50-8	NA	NA	3.3 B	NA	NA	2.4 B	NA	NA
Iron	300 ST	7439-89-6	162	38.0 B	556	1190	97.7 B	511	268	145
Lead	25 ST	7439-92-1	1.2 B	1.6 U	4.2	8.8	1.1 U	3.4	2.0 B	1.7 U
Magnesium	35,000 GV	7439-95-4	2,140 B	2,330 B	2,080 B	2,650 B	2,050 B	2,700 B	2,150 B	1940 B
Manganese	300 ST	7439-96-5	171	227	233	218	220	290	269	261
Mercury	0.7 ST	7439-97-6	NA	NA	0.1 U	NA	NA	0.1 U	NA	NA
Nickel	100 ST	7440-02-0	NA	NA	14 B	NA	NA	17.1 B	NA	NA
Potassium	-	7440-09-7	7,020	7,170	6,450	8,810	8,390	6,750	5,690	4900 B
Selenium	10 ST	7782-49-2	NA	NA	2.1 U	NA	NA	3.0 U	NA	NA
Silver	50 ST	7440-22-4	NA	NA	0.5 U	NA	NA	0.76 B	NA	NA
Sodium	20,000 ST	7440-23-5	11,000	13,300	10,600	11,700	13,000	15,800	11,000	11,200
Thallium	0.5 GV	7440-28-0	NA	NA	2.8 U	NA	NA	2.7 U	NA	NA
Vanadium	-	7440-62-2	NA	NA	1.7 U	NA	NA	2.1 B	NA	NA
Zinc	2,000 ST	7440-66-6	NA	NA	13 B	NA	NA	94	NA	NA
Cyanide	200 ST	0057-12-5	NA	NA	10 U	NA	NA	10 U	NA	NA
Iron + Manganese	500 ST*	-	333	265	789	1,408	317.7	801	537	406

NOTES:

- J: Estimated due to data validation criteria.
- U: Analyzed for but not detected, value shown is instrument detection limit.
- NA: Not analyzed.
- B: Concentration is above instrument detection limit but below contract required detection
- U*: Result qualified as non-detected based on validation criteria

ST: Standard.
 GV: Guidance value.

**SONIA ROAD LANDFILL
POST CLOSURE GROUNDWATER MONITORING PROGRAM
HISTORIC AND CURRENT SAMPLE RESULTS
INORGANIC PARAMETERS**

CONSTITUENT	NYSDEC Class GA Groundwater Standards/ Guidance Values	CAS #	MW-11D 11/28/2005 (ug/l)	MW-11D 2/27/2006 (ug/l)	MW-11D 5/19/2006 (ug/l)	MW-11D 8/11/2006 (ug/l)	MW-11D 11/29/2006 (ug/l)	MW-11D 2/28/2007 (ug/l)	MW-11D 6/1/2007 (ug/l)	MW-11D 8/17/2007 (ug/l)
Aluminum	-	7429-90-5	NA	NA	NA	NA	2,420	1,090	2,130	NA
Antimony	3 GV	7440-36-0	NA	NA	NA	NA	3.2 U	3.2 U	2.4 B	NA
Arsenic	25 ST	7440-38-2	NA	NA	NA	NA	2.9 U	2.9 U	3.8 B	NA
Barium	1,000 ST	7440-39-3	NA	NA	NA	NA	56.0 B	45.8 B	55.6 B	NA
Beryllium	3 GV	7440-41-7	NA	NA	NA	NA	0.17 U	0.20 B	1.0 B	NA
Boron	1,000 ST	7440-42-8	NA	NA	NA	NA	36.6 B	37.9 B	45.4 B	NA
Cadmium	5 ST	7440-43-9	0.43 U	1.8 B	0.40 B	0.34 U	0.28 U	0.32 B	0.95 B	0.51 B
Calcium	-	7440-70-2	8,870	16,700	9,320	8,670	10,900	13,500	18,500	13,500
Chromium Hexavalent	50 ST	18540-29-9	NA	NA	NA	NA	0.02 U	0.02 U	NA	NA
Chromium Total	50 ST	7440-47-3	NA	NA	NA	NA	2.0 B	1.5 B	3.8 B	NA
Cobalt	-	7440-48-4	NA	NA	NA	NA	1.3 U	1.3 U	1.2 B	NA
Copper	200 ST	7440-50-8	NA	NA	NA	NA	4.4 B	1.6 B	3.7 B	NA
Iron	300 ST	7439-89-6	177	1,600	300	242	1,600	128	1,640	56.0 B
Lead	25 ST	7439-92-1	1.6 B	15.1	1.9 U	2.3 B	7.1	1.5 U	8.6	1.7 U
Magnesium	35,000 GV	7439-95-4	2,370 B	3,400 B	2,290 B	2,150 B	3,030 B	3,490 B	3,940 B	3,830 B
Manganese	300 ST	7439-96-5	326	372	360	364	543	662	820	483
Mercury	0.7 ST	7439-97-6	NA	NA	NA	NA	0.1 U	0.10 U	NA	NA
Nickel	100 ST	7440-02-0	NA	NA	NA	NA	21.1 B	21.2 B	27.1 B	NA
Potassium	-	7440-09-7	5,580	6,330	5,340	5,880	4,850 B	4,260 B	3,850 B	2,860 B
Selenium	10 ST	7782-49-2	NA	NA	NA	NA	1.7 U	1.7 U	3.0 U	NA
Silver	50 ST	7440-22-4	NA	NA	NA	NA	0.38 U	0.38 U	0.51 U	NA
Sodium	20,000 ST	7440-23-5	12,600	13,500	14,300	13,700	13,200	14,600	14,900	U*
Thallium	0.5 GV	7440-28-0	NA	NA	NA	NA	2.9 U	2.9 U	2.5 B	NA
Vanadium	-	7440-62-2	NA	NA	NA	NA	3.2 B	1.4 U	5.1 B	NA
Zinc	2,000 ST	7440-66-6	NA	NA	NA	NA	51.4	U*	37.3	NA
Cyanide	200 ST	0057-12-5	NA	NA	NA	NA	10.0 U	10.0 U	NA	NA
Iron + Manganese	500 ST*	-	503	1,972	660	606	2,143	790	2,460	539.0

NOTES:

J: Estimated due to data validation criteria.

Concentration exceeds Standard/Guidance Value.

U: Analyzed for but not detected, value shown is instrument detection limit.

NA: Not analyzed.

B: Concentration is above instrument detection limit but below contract required detection

U*: Result qualified as non-detected based on validation criteria

ST: Standard.

GV: Guidance value.

SONIA ROAD LANDFILL
 POST CLOSURE GROUNDWATER MONITORING PROGRAM
 HISTORIC AND CURRENT SAMPLE RESULTS
 INORGANIC PARAMETERS

CONSTITUENT	NYSDEC Class GA Groundwater Standards/ Guidance Values	CAS #	MW-11D 11/14/2007 (ug/l)	MW-11D 2/12/2008 (ug/l)	MW-11D 5/14/2008 (ug/l)	MW-11D 8/6/2008 (ug/l)	MW-11D 11/5/2008 (ug/l)	MW-11D 2/25/2009 (ug/l)
Aluminum	-	7429-90-5	NA	NA	NA	NA	659	NA
Antimony	3 GV	7440-36-0	NA	NA	NA	NA	2.3 U	NA
Arsenic	25 ST	7440-38-2	NA	NA	NA	NA	1.8 U	NA
Barium	1,000 ST	7440-39-3	NA	NA	NA	NA	36.5 B	NA
Beryllium	3 GV	7440-41-7	NA	NA	NA	NA	0.21 B	NA
Boron	1,000 ST	7440-42-8	NA	NA	NA	NA	64.9 B	NA
Cadmium	5 ST	7440-43-9	0.41 B	0.45 B	0.27 U	0.50 B	0.35 U	0.35 U
Calcium	-	7440-70-2	11,300 J	9,390	7,730	7,600	7,350	6,450
Chromium Hexavalent	50 ST	18540-29-9	NA	NA	NA	NA	1.6 B	NA
Chromium Total	50 ST	7440-47-3	NA	NA	NA	NA	0.02 U	NA
Cobalt	-	7440-48-4	NA	NA	NA	NA	0.88 U	NA
Copper	200 ST	7440-50-8	NA	NA	NA	NA	0.98 B	NA
Iron	300 ST	7439-89-6	956	264	116	107	27.7 B	42.0 B
Lead	25 ST	7439-92-1	4.3	1.4 U	2.3 U	2.3 U	1.3 U	1.3 U
Magnesium	35,000 GV	7439-95-4	3,390 JB	2,740 B	2,510 B	2,730 B	2,530 B	2,130 B
Manganese	300 ST	7439-96-5	467 J	328	240	240	242	180
Mercury	0.7 ST	7439-97-6	NA	NA	NA	NA	0.13 U	NA
Nickel	100 ST	7440-02-0	NA	NA	NA	NA	16.4 B	NA
Potassium	-	7440-09-7	3,450	2,550 B	2,260 B	2,600 B	2,260 B	2,090 B
Selenium	10 ST	7782-49-2	NA	NA	NA	NA	1.9 U	NA
Silver	50 ST	7440-22-4	NA	NA	NA	NA	0.54 U	NA
Sodium	20,000 ST	7440-23-5	17,400 J	17,800	17,700	17,800	18,300	16,700
Thallium	0.5 GV	7440-28-0	NA	NA	NA	NA	1.9 U	NA
Vanadium	-	7440-62-2	NA	NA	NA	NA	0.74 U	NA
Zinc	2,000 ST	7440-66-6	NA	NA	NA	NA	11.2 B	NA
Cyanide	200 ST	0057-12-5	NA	NA	NA	NA	10.0 U	NA
Iron + Manganese	500 ST*	-	1,418	592	356	347	270	222

NOTES:

- J: Estimated due to data validation criteria.
- NA: Not analyzed.
- U: Analyzed for but not detected, value shown is instrument detection limit.
- B: Concentration is above instrument detection limit but below contract required detection
- U*: Result qualified as non-detect based on validation criteria
- ST: Standard.
- GV: Guidance value.

**SONIA ROAD LANDFILL
POST CLOSURE GROUNDWATER MONITORING PROGRAM
HISTORIC AND CURRENT SAMPLE RESULTS
INORGANIC PARAMETERS**

CONSTITUENT	NYSDEC Class GA Groundwater Standards/ Guidance Values	CAS #	MW-111 10/31/1997 (ug/l)	MW-111 12/13/2000 (ug/l)	MW-111 2/7/2001 (ug/l)	MW-111 8/22/2002 (ug/l)	MW-111 11/21/2002 (ug/l)	MW-111 3/6/2003 (ug/l)	MW-111 6/4/2003 (ug/l)	MW-111 8/21/2003 (ug/l)
Aluminum	-	7429-90-5	113	22.3	11.8 U	NA	32.8 B	NA	NA	23.8 B
Antimony	3 GV	7440-36-0	3 U	1.7 U	12.3 U	NA	3.1 U	NA	NA	3.5 U
Arsenic	25 ST	7440-38-2	2.4 U	2.5 U	1.9 U	NA	4.5 U	NA	NA	3.2 U
Barium	1,000 ST	7440-39-3	22.2	13.1	10.3	NA	12.3 B	NA	NA	46.1 B
Beryllium	3 GV	7440-41-7	0.1 U	0.1 U	0.1 U	NA	0.4 U	NA	NA	0.20 U
Boron	1,000 ST	7440-42-8	NA	98.2	84	NA	207	NA	NA	124
Cadmium	5 ST	7440-43-9	0.3 U	0.4 U	0.23	0.20 B	0.5 U	0.10 U	0.10 U	0.30 U
Calcium	-	7440-70-2	10,200	9,570	9,150	8,810	15,000	15,400	16,400	77,300
Chromium Hexavalent	50 ST	18540-29-9	20 U	20 U	20 U	NA	20 U	NA	NA	20 U
Chromium Total	50 ST	7440-47-3	0.4 U	3.5 U	0.6 U	NA	2.2 B	NA	NA	177
Cobalt	-	7440-48-4	4.7	4	3.2	NA	5 B	NA	NA	2.1 U
Copper	200 ST	7440-50-8	3.1	2.4	1.5 U	NA	2.8 B	NA	NA	7.7 B
Iron	300 ST	7439-89-6	191	24.1	10.2	313	130	63.3 B	58 B	908
Lead	25 ST	7439-92-1	1.7 U	1.4 U	1.1 U	0.80 U	1.4 U	1.3 U	1.5 U	0.80 U
Magnesium	35,000 GV	7439-95-4	6,510	2,670	2,670	2,620 B	3,740 B	3,120 B	3,180 B	6750
Manganese	300 ST	7439-96-5	245	1,590	1,340	394	327	1,000	1,500	248
Mercury	0.7 ST	7439-97-6	0.3 U	0.1 U	0.1 U	NA	0.1 U	NA	NA	0.10 U
Nickel	100 ST	7440-02-0	4.3	3.5	2.5	NA	8.4 B	NA	NA	14.7 B
Potassium	-	7440-09-7	3,870	2,690	2,270	1,640 B	1,740 B	1,830 B	2,050 B	14700
Selenium	10 ST	7782-49-2	8.4 U	1.7 U	1.5 U	NA	2.4 U	NA	NA	3.8 U
Silver	50 ST	7440-22-4	2.8 U	1.7	1.6 U	NA	1 U	NA	NA	1 U
Sodium	20,000 ST	7440-23-5	11,100	13,200	10,400	6,680	9,510	11,400	12,600	78,800
Thallium	0.5 GV	7440-28-0	2.3 U	2.3 U	2.8 U	NA	4.2 U	NA	NA	2.5 U
Vanadium	-	7440-62-2	2.6 U	0.95	1.7 U	NA	0.6 U	NA	NA	1.8 U
Zinc	2,000 ST	7440-66-6	100	5.4	4.1	NA	51.4	NA	NA	8.6
Cyanide	200 ST	0057-12-5	10 U	10 U	5 U	NA	10 U	NA	NA	10 U
Iron + Manganese	500 ST	-	436	1,614.1	1,350.2	707	457	1,063.3	1,558	1,150

NOTES:

- J: Estimated due to data validation criteria.
 - [Redacted] Concentration exceeds Standard/Guidance Value.
 - U: Analyzed for but not detected, value shown is instrument detection limit.
 - NA: Not analyzed.
 - B: Concentration is above instrument detection limit but below contract required detection
 - U*: Result qualified as non-detect based on validation criteria
- ST: Standard.
GV: Guidance value.

**SONIA ROAD LANDFILL
POST CLOSURE GROUNDWATER MONITORING PROGRAM
HISTORIC AND CURRENT SAMPLE RESULTS
INORGANIC PARAMETERS**

CONSTITUENT	NYSDEC Class GA Groundwater Standards/ Guidance Values	CAS #	MW-111 11/13/2003 (ug/l)	MW-111 3/1/2004 (ug/l)	MW-111 5/21/2004 (ug/l)	MW-111 8/24/2004 (ug/l)	MW-111 11/11/2004 (ug/l)	MW-111 2/24/2005 (ug/l)	MW-111 5/26/2005 (ug/l)	MW-111 8/25/2005 (ug/l)
Aluminum	-	7429-90-5	NA	NA	16.3 U	NA	NA	384	NA	NA
Antimony	3 GV	7440-36-0	NA	NA	2.4 U	NA	NA	3.6 U	NA	NA
Arsenic	25 ST	7440-38-2	NA	NA	3.6 U	NA	NA	2.5 U	NA	NA
Barium	1,000 ST	7440-39-3	NA	NA	8.8 B	NA	NA	9.8 B	NA	NA
Beryllium	3 GV	7440-41-7	NA	NA	0.2 U	NA	NA	0.19 U	NA	NA
Boron	1,000 ST	7440-42-8	NA	NA	148 B	NA	NA	327	NA	NA
Cadmium	5 ST	7440-43-9	0.3 U	0.29 B	0.3 U	0.23 B	0.26 B	0.78 B	0.65 U	0.65 U
Calcium	-	7440-70-2	7,960	16,400	14,000	12,000	12,400	15,000	15,200	10,900
Chromium Hexavalent	50 ST	18540-29-9	NA	NA	20 U	NA	NA	20 U	NA	NA
Chromium Total	50 ST	7440-47-3	NA	NA	0.6 U	NA	NA	1.9 B	NA	NA
Cobalt	-	7440-48-4	NA	NA	25.9 B	NA	NA	26.9 B	NA	NA
Copper	200 ST	7440-50-8	NA	NA	3.8 B	NA	NA	3.1 B	NA	NA
Iron	300 ST	7439-89-6	56.5 B	31.2 B	29.7 B	26.2 B	30 B	410	25.6 B	53.4 B
Lead	25 ST	7439-92-1	1.2 B	1.6 U	1.2 U	0.70 U	1.1 U	2.2 B	2.4 B	1.7 U
Magnesium	35,000 GV	7439-95-4	1,400 B	2,840 B	2,480 B	2,300 B	2,250 B	2,550 B	2,860 B	2,140 B
Manganese	300 ST	7439-96-5	247	1,630	1,350	1,450	1,920	355	2,360	1,780
Mercury	0.7 ST	7439-97-6	NA	NA	0.1 U	NA	NA	0.1 U	NA	NA
Nickel	100 ST	7440-02-0	NA	NA	33.8 B	NA	NA	15.4 B	NA	NA
Potassium	-	7440-09-7	1,420 B	1,690 B	1,300 B	1,720 B	1,510 B	1,490 B	1,500 B	1,160 B
Selenium	10 ST	7782-49-2	NA	NA	2.6 B	NA	NA	3.0 U	NA	NA
Silver	50 ST	7440-22-4	NA	NA	0.5 U	NA	NA	0.8 B	NA	NA
Sodium	20,000 ST	7440-23-5	13,900	14,400	6,370	7,180	8,760	9,660	12,300	11,900
Thallium	0.5 GV	7440-28-0	NA	NA	2.8 U	NA	NA	2.7 U	NA	NA
Vanadium	-	7440-62-2	NA	NA	1.7 U	NA	NA	1.8 U	NA	NA
Zinc	2,000 ST	7440-66-6	NA	NA	4.7 B	NA	NA	76.9	NA	NA
Cyanide	200 ST	0057-12-5	NA	NA	10 U	NA	NA	10 U	NA	NA
Iron + Manganese	500 ST*	-	303.5	1,661.2	1,379.7	1,456.2	1,940	765	2,385.6	1,833.4

NOTES:

J: Estimated due to data validation criteria.

U: Analyzed for but not detected, value shown is instrument detection limit.

NA: Not analyzed.

B: Concentration is above instrument detection limit but below contract required detection

U*: Result qualified as non-detect based on validation criteria

ST: Standard.

GV: Guidance value.

**SONIA ROAD LANDFILL
POST CLOSURE GROUNDWATER MONITORING PROGRAM
HISTORIC AND CURRENT SAMPLE RESULTS
INORGANIC PARAMETERS**

CONSTITUENT	NYSDEC Class GA Groundwater Standards/ Guidance Values	CAS #	MW-111 11/28/2005 (ug/l)	MW-111 2/27/2006 (ug/l)	MW-111 5/19/2006 (ug/l)	MW-111 8/11/2006 (ug/l)	MW-111 11/29/2006 (ug/l)	MW-111 2/28/2007 (ug/l)	MW-111 6/1/2007 (ug/l)	MW-111 8/16/2007 (ug/l)
Aluminum	-	7429-90-5	NA	NA	NA	NA	45.0 B	35.3 B	50.8 B	NA
Antimony	3 GV	7440-36-0	NA	NA	NA	NA	3.2 U	3.2 U	1.6 U	NA
Arsenic	25 ST	7440-38-2	NA	NA	NA	NA	2.9 B	2.9 B	2.0 U	NA
Barium	1,000 ST	7440-39-3	NA	NA	NA	NA	7.1 B	6.4 U	5.8 B	NA
Beryllium	3 GV	7440-41-7	NA	NA	NA	NA	0.17 U	0.17 U	0.32 B	NA
Boron	1,000 ST	7440-42-8	NA	NA	NA	NA	53.8 B	55.8 B	53.7 B	NA
Cadmium	5 ST	7440-43-9	0.43 U	0.26 U	0.34 U	0.34 U	0.28 U	0.75 B	0.16 U	0.99 B
Calcium	-	7440-70-2	9,880	13,100	8,580	6,530	4,950 B	3,660 B	5,350	5,370
Chromium Hexavalent	50 ST	18540-29-9	NA	NA	NA	NA	0.02 U	0.02 U	NA	NA
Chromium Total	50 ST	7440-47-3	NA	NA	NA	NA	0.50 U	0.57 B	0.33 U	NA
Cobalt	-	7440-48-4	NA	NA	NA	NA	1.3 U	1.3 U	0.40 U	NA
Copper	200 ST	7440-50-8	NA	NA	NA	NA	2.2 B	1.5 B	0.44 U	NA
Iron	300 ST	7439-89-6	12.6 B	28.2 B	22.1 B	28.6 B	140	69.0 B	18.8 B	18.2 B
Lead	25 ST	7439-92-1	1.6 U	1.3 U	1.9 U	1.9 U	1.5 U	1.5 U	1.5 B	2.7 B
Magnesium	35,000 GV	7439-95-4	1,960 B	2,780 B	1,590 B	1,190 B	996 B	752 B	1,050 B	1,090 B
Manganese	300 ST	7439-96-5	1,700	2,560	1,870	1,460	971	138	973	286
Mercury	0.7 ST	7439-97-6	NA	NA	NA	NA	0.1 U	0.10 U	NA	NA
Nickel	100 ST	7440-02-0	NA	NA	NA	NA	1.8 U	1.8 U	0.78 U	NA
Potassium	-	7440-09-7	1,170 B	1,910 B	1,350 B	2,100 B	1,230 B	1,470 B	1,420 B	1,400 B
Selenium	10 ST	7782-49-2	NA	NA	NA	NA	1.7 U	1.7 U	3.0 U	NA
Silver	50 ST	7440-22-4	NA	NA	NA	NA	0.38 U	0.38 U	0.51 U	NA
Sodium	20,000 ST	7440-23-5	10,400	14,500	13,700	10,500	8,020	8,330	6,180	U*
Thallium	0.5 GV	7440-28-0	NA	NA	NA	NA	2.9 U	3.9 B	3.5 B	NA
Vanadium	-	7440-62-2	NA	NA	NA	NA	1.4 U	1.4 U	1.1 U	NA
Zinc	2,000 ST	7440-66-6	NA	NA	NA	NA	177	U*	9.3 B	NA
Cyanide	200 ST	0057-12-5	NA	NA	NA	NA	10.0 U	10.0 U	NA	NA
Iron + Manganese	500 ST*	-	1,712.6	2,588.2	1,892.1	1,483.6	1,111	207	991.8	304.2

NOTES:

- J: Estimated due to data validation criteria.
- ST: Standard.
- U: Analyzed for but not detected, value shown is instrument detection limit.
- U*: Result qualified as non-detect based on validation criteria.
- NA: Not analyzed.
- B: Concentration is above instrument detection limit but below contract required detection
- U*: Result qualified as non-detect based on validation criteria

ST: Standard.
GV: Guidance value.

**SONIA ROAD LANDFILL
POST CLOSURE GROUNDWATER MONITORING PROGRAM
HISTORIC AND CURRENT SAMPLE RESULTS
INORGANIC PARAMETERS**

CONSTITUENT	NYSDEC Class GA Groundwater Standards/ Guidance Values	CAS #	MW-111 11/14/2007 (ug/l)	MW-111 2/12/2008 (ug/l)	MW-111 5/14/2008 (ug/l)	MW-111 8/6/2008 (ug/l)	MW-111 11/5/2008 (ug/l)	MW-111 2/25/2009 (ug/l)
Aluminum	-	7429-90-5	NA	NA	NA	NA	8.7 U	NA
Antimony	3 GV	7440-36-0	NA	NA	NA	NA	2.3 U	NA
Arsenic	25 ST	7440-38-2	NA	NA	NA	NA	1.8 U	NA
Barium	1,000 ST	7440-39-3	NA	NA	NA	NA	7.6 B	NA
Beryllium	3 GV	7440-41-7	NA	NA	NA	NA	0.096 U	NA
Boron	1,000 ST	7440-42-8	NA	NA	NA	NA	28.2 B	NA
Cadmium	5 ST	7440-43-9	0.32 U	0.32 U	0.27 U	0.27 U	0.35 U	0.35 U
Calcium	-	7440-70-2	5,980 J	5,370	9,040	5,030	5,030	4,340 B
Chromium Hexavalent	50 ST	18540-29-9	NA	NA	NA	NA	0.80 B	NA
Chromium Total	50 ST	7440-47-3	NA	NA	NA	NA	0.02 U	NA
Cobalt	-	7440-48-4	NA	NA	NA	NA	0.88 U	NA
Copper	200 ST	7440-50-8	NA	NA	NA	NA	0.65 U	NA
Iron	300 ST	7439-89-6	25.1	24.2 U	280	6.6 U	10 B	13.7 B
Lead	25 ST	7439-92-1	1.4	1.4 U	2.3 U	2.3 U	1.3 U	1.3 U
Magnesium	35,000 GV	7439-95-4	1,420 J	1,260 B	2,440 B	1,450 B	1,700 B	1,390 B
Manganese	300 ST	7439-96-5	100 J	47.0	92.2	28.3	11.8 B	8.6 B
Mercury	0.7 ST	7439-97-6	NA	NA	NA	NA	1.9 U	NA
Nickel	100 ST	7440-02-0	NA	NA	NA	NA	1.2 U	NA
Potassium	-	7440-09-7	1,410	1,410 B	1,970 B	1,890 B	1,600 B	1,420 B
Selenium	10 ST	7782-49-2	NA	NA	NA	NA	0.54 U	NA
Silver	50 ST	7440-22-4	NA	NA	NA	NA	1.9 U	NA
Sodium	20,000 ST	7440-23-5	5,510 J	5,430	7,860	6,770	5,500	4,960 B
Thallium	0.5 GV	7440-28-0	NA	NA	NA	NA	0.74 U	NA
Vanadium	-	7440-62-2	NA	NA	NA	NA	6.0 B	NA
Zinc	2,000 ST	7440-66-6	NA	NA	NA	NA	0.13 U	NA
Cyanide	200 ST	0057-12-5	NA	NA	NA	NA	10.0 U	NA
Iron + Manganese	500 ST*	-	125.1	71.2	372.2	34.9	21.8	22.3

NOTES:

J: Estimated due to data validation criteria.

U: Analyzed for, but not detected, value shown is instrument detection limit.

NA: Not analyzed.

B: Concentration is above instrument detection limit but below contract required detection

U*: Result qualified as non-detect based on validation criteria

ST: Standard.

GV: Guidance value.

**SONIA ROAD LANDFILL
POST CLOSURE GROUNDWATER MONITORING PROGRAM
HISTORIC AND CURRENT SAMPLE RESULTS
INORGANIC PARAMETERS**

CONSTITUENT	NYSDEC Class GA Groundwater Standards/ Guidance Values	CAS #	MW-11S									
			10/31/1997 (ug/l)	12/13/2000 (ug/l)	2/7/2001 (ug/l)	8/22/2002 (ug/l)	11/21/2002 (ug/l)	3/6/2003 (ug/l)	6/4/2003 (ug/l)	8/21/2003 (ug/l)		
Aluminum	-	7429-90-5	703	31.7	47.7	NA	127 B	NA	NA	17.4 B		
Antimony	3 GV	7440-36-0	3 U	1.7 U	12.3 U	NA	3.1 U	NA	NA	3.5 U		
Arsenic	25 ST	7440-38-2	2.4 U	2.5 U	1.9 U	NA	4.5 U	NA	NA	3.2 U		
Barium	1,000 ST	7440-39-3	30.5	27.3	24.1	NA	28.3 B	NA	NA	8.8 B		
Beryllium	3 GV	7440-41-7	0.1 U	0.1 U	0.1 U	NA	0.4 U	NA	NA	0.20 U		
Boron	1,000 ST	7440-42-8	NA	635	630	NA	206	NA	NA	160		
Cadmium	5 ST	7440-43-9	0.3 U	0.4 U	0.2 U	0.10 U	0.5 U	0.10 U	0.10 U	0.30 U		
Calcium	-	7440-70-2	39,100	58,600	53,800	46,600	51,800	51,500	78,300	9,900		
Chromium Hexavalent	50 ST	18540-29-9	20 U	20 U	20 U	NA	20 U	NA	NA	20 U		
Chromium Total	50 ST	7440-47-3	0.73	3.5 U	9.8	NA	38.9	NA	NA	0.70 U		
Cobalt	-	7440-48-4	2.1	1.4	1.8	NA	1.8 B	NA	NA	18.2 B		
Copper	200 ST	7440-50-8	3.2	3.2	3	NA	2.9 B	NA	NA	1.8 B		
Iron	300 ST	7439-89-6	739	45.6	65.1	4,920	575	271	193	107		
Lead	25 ST	7439-92-1	1 U	1.4 U	1.1 U	0.80 U	1.4 U	1.5 U	1.5 B	0.80 U		
Magnesium	35,000 GV	7439-95-4	4,000	6,250	5,770	4090 B	5,250	5,880	7,590	1750 B		
Manganese	300 ST	7439-96-5	1,820	5,290	4,340	1,230	1,270	843	541	624		
Mercury	0.7 ST	7439-97-6	0.1 U	0.1 U	0.1 U	NA	0.1 U	NA	NA	0.10 U		
Nickel	100 ST	7440-02-0	2.6	3.1	3.3	NA	3.9 B	NA	NA	39.3 B		
Potassium	-	7440-09-7	8,620	9,070	7,980	6,970	6,570	9,540	15,100	1390 B		
Selenium	10 ST	7782-49-2	2.8 U	3	3	NA	2.4 U	NA	NA	3.8 U		
Silver	50 ST	7440-22-4	0.9 U	3.6	1.6 U	NA	1 U	NA	NA	1 U		
Sodium	20,000 ST	7440-23-5	43,700	37,900	26,900	15,000	16,700	20,300	54,200	13,800		
Thallium	0.5 GV	7440-28-0	3.2	2.3 U	2.8 U	NA	4.2 U	NA	NA	3.2 B		
Vanadium	-	7440-62-2	1.8	0.98	1.7 U	NA	0.97 B	NA	NA	1.8 U		
Zinc	2,000 ST	7440-66-6	12.7	2.2 U	3.6 U	NA	15.2 B	NA	NA	6.6 B		
Cyanide	200 ST	0057-12-5	10 U	10 U	5 U	NA	10 U	NA	NA	10 U		
Iron + Manganese	500 ST	-	2,559	5,335.6	4,405.1	6,050	1,845	1,114	734	731		

NOTES:

- J: Estimated due to data validation criteria.
- Concentration exceeds Standard/Guidance Value.
- U: Analyzed for but not detected, value shown is instrument detection limit.
- NA: Not analyzed.
- B: Concentration is above instrument detection limit but below contract required detection
- U*: Result qualified as non-detect based on validation criteria

ST: Standard.
GV: Guidance value.

SONIA ROAD LANDFILL
 POST CLOSURE GROUNDWATER MONITORING PROGRAM
 HISTORIC AND CURRENT SAMPLE RESULTS
 INORGANIC PARAMETERS

CONSTITUENT	NYSDEC Class GA Groundwater Standards/ Guidance Values	CAS #	MW-11S 11/13/2003 (ug/l)	MW-11S 3/1/2004 (ug/l)	MW-11S 5/21/2004 (ug/l)	MW-11S 8/24/2004 (ug/l)	MW-11S 11/11/2004 (ug/l)	MW-11S 2/24/2005 (ug/l)	MW-11S 5/26/2005 (ug/l)	MW-11S 8/25/2005 (ug/l)
Aluminum	-	7429-90-5	NA	NA	39.9 B	NA	NA	153 B	NA	NA
Antimony	3 GV	7440-36-0	NA	NA	2.4 U	NA	NA	3.6 U	NA	NA
Arsenic	25 ST	7440-38-2	NA	NA	3.6 U	NA	NA	2.5 U	NA	NA
Barium	1,000 ST	7440-39-3	NA	NA	31.4 B	NA	NA	28.8 B	NA	NA
Beryllium	3 GV	7440-41-7	NA	NA	0.2 U	NA	NA	0.19 U	NA	NA
Boron	1,000 ST	7440-42-8	NA	NA	176 B	NA	NA	324	NA	NA
Cadmium	5 ST	7440-43-9	0.3 U	0.20 U	0.3 U	0.20 U	0.23 U	0.23 B	0.65 U	0.65 U
Calcium	-	7440-70-2	66,600	94,900	53,300	63,600	72,800	73,000	63,500	58,000
Chromium Hexavalent	50 ST	18540-29-9	NA	NA	20 U	NA	NA	20 U	NA	NA
Chromium Total	50 ST	7440-47-3	NA	NA	64.0	NA	NA	36.5	NA	NA
Cobalt	-	7440-48-4	NA	NA	1.8 B	NA	NA	2.8 B	NA	NA
Copper	200 ST	7440-50-8	NA	NA	8 B	NA	NA	5.9 B	NA	NA
Iron	300 ST	7439-89-6	636	1,310	772	40.4 B	67.9 B	708	392	160
Lead	25 ST	7439-92-1	1.1 U	1.6 U	1.2 U	0.70 U	1.1 U	1.1 U	3.4	1.7 U
Magnesium	35,000 GV	7439-95-4	5,100	7,510	5,430	5,180	5,330	6,110	5,590	4,930 B
Manganese	300 ST	7439-96-5	207	172	348	239	219	432	594	1,240
Mercury	0.7 ST	7439-97-6	NA	NA	0.1 U	NA	NA	0.1 U	NA	NA
Nickel	100 ST	7440-02-0	NA	NA	10.2 B	NA	NA	5.5 B	NA	NA
Potassium	-	7440-09-7	15,100	13,700	12,000	15,100	13,000	12,700	9,800	9,520
Selenium	10 ST	7782-49-2	NA	NA	2.3 B	NA	NA	3.0 U	NA	NA
Silver	50 ST	7440-22-4	NA	NA	0.5 U	NA	NA	0.75 U	NA	NA
Sodium	20,000 ST	7440-23-5	70,700	47,700	34,300	45,400	32,900	42,500	39,900	41,800
Thallium	0.5 GV	7440-28-0	NA	NA	2.8 U	NA	NA	2.7 U	NA	NA
Vanadium	-	7440-62-2	NA	NA	1.7 U	NA	NA	1.8 U	NA	NA
Zinc	2,000 ST	7440-66-6	NA	NA	3.9 B	NA	NA	46.3	NA	NA
Cyanide	200 ST	0057-12-5	NA	NA	10 U	NA	NA	10 U	NA	NA
Iron + Manganese	500 ST*	-	843	1,482	1,120	279.4	386.9	1,140	986	1,400

NOTES:

J: Estimated due to data validation criteria.

U: Analyzed for but not detected, value shown is instrument detection limit.

U*: Result qualified as non-detected based on validation criteria

NA: Not analyzed.

B: Concentration is above instrument detection limit but below contract required detection

U*: Result qualified as non-detected based on validation criteria

ST: Standard.

GV: Guidance value.

SONIA ROAD LANDFILL
 POST CLOSURE GROUNDWATER MONITORING PROGRAM
 HISTORIC AND CURRENT SAMPLE RESULTS
 INORGANIC PARAMETERS

CONSTITUENT	NYSDEC Class GA Groundwater Standards/ Guidance Values	CAS #	MW-11S 11/28/2005 (ug/l)	MW-11S 2/27/2006 (ug/l)	MW-11S 5/19/2006 (ug/l)	MW-11S 8/11/2006 (ug/l)	MW-11S 11/29/2006 (ug/l)	MW-11S 2/23/2007 (ug/l)	MW-11S 6/1/2007 (ug/l)	MW-11S 8/16/2007 (ug/l)
Aluminum	-	7429-90-5	NA	NA	NA	NA	22.7 B	3.680	2.400	NA
Antimony	3 GV	7440-36-0	NA	NA	NA	NA	3.2 U	3.2 U	1.6 U	NA
Arsenic	25 ST	7440-38-2	NA	NA	NA	NA	2.9 U	3.0 B	4.3 B	NA
Barium	1,000 ST	7440-39-3	NA	NA	NA	NA	27.4 B	60.7 B	72.4 B	NA
Beryllium	3 GV	7440-41-7	NA	NA	NA	NA	0.17	0.19 B	0.46 B	NA
Boron	1,000 ST	7440-42-8	NA	NA	NA	NA	86.3 B	82.4 B	83.3 B	NA
Cadmium	5 ST	7440-43-9	0.43 U	0.26 U	0.34 U	0.34 U	0.28 U	0.28 U	0.25 B	0.32 B
Calcium	-	7440-70-2	87,000	77,600	54,800	65,900	41,500	45,000	58,600	49,800
Chromium Hexavalent	50 ST	18540-29-9	NA	NA	NA	NA	0.02 U	0.02 U	NA	NA
Chromium Total	50 ST	7440-47-3	NA	NA	NA	NA	1.2 B	2.47	46.5	NA
Cobalt	-	7440-48-4	NA	NA	NA	NA	1.3 U	7.9 B	4.6 B	NA
Copper	200 ST	7440-50-8	NA	NA	NA	NA	3.1 B	15.7 B	15.8 B	NA
Iron	300 ST	7439-89-6	37.2 B	150	85.3 B	286	90.0 B	4.950	3.210	30.3 B
Lead	25 ST	7439-92-1	1.6 U	1.3 U	1.9 U	1.9 U	1.5 U	6.4	19.6	1.7 U
Magnesium	35,000 GV	7439-95-4	8.110	7.360	5.590	6.800	5.310	6.290	7.860	4.810 B
Manganese	300 ST	7439-96-5	1,290	1,970	1,800	1,720	2,710	3,830	3,950	2,990
Mercury	0.7 ST	7439-97-6	NA	NA	NA	NA	0.1 U	0.12 B	NA	NA
Nickel	100 ST	7440-02-0	NA	NA	NA	NA	1.8 U	22.0 B	12.3 B	NA
Potassium	-	7440-09-7	14,600	16,100	14,000	17,200	13,600	17,000	21,200	31,700
Selenium	10 ST	7782-49-2	NA	NA	NA	NA	1.7 U	1.7 U	3.0 U	NA
Silver	50 ST	7440-22-4	NA	NA	NA	NA	0.38 U	0.38 U	0.51 U	NA
Sodium	20,000 ST	7440-23-5	46,900	47,500	32,300	56,300	46,200	47,900	50,400	53,800
Thallium	0.5 GV	7440-28-0	NA	NA	NA	NA	2.9 U	2.9 U	4.9 B	NA
Vanadium	-	7440-62-2	NA	NA	NA	NA	1.4 U	8.9 B	7.8 B	NA
Zinc	2,000 ST	7440-66-6	NA	NA	NA	NA	39.7	52.5	45.8	NA
Cyanide	200 ST	0057-12-5	NA	NA	NA	NA	10.0 U	10.0 U	NA	NA
Iron + Manganese	500 ST*	-	1,327.2	2,120	1,885	2,006	2,800	8,780	7,160	3,020.3

NOTES:

J: Estimated due to data validation criteria.

█ Concentration exceeds Standard/Guidance Value.

U: Analyzed for but not detected, value shown is instrument detection limit.

NA: Not analyzed.

B: Concentration is above instrument detection limit but below contract required detection

U*: Result qualified as non-detected based on validation criteria

ST: Standard.

GV: Guidance value.

SONIA ROAD LANDFILL
 POST CLOSURE GROUNDWATER MONITORING PROGRAM
 HISTORIC AND CURRENT SAMPLE RESULTS
 INORGANIC PARAMETERS

CONSTITUENT	NYSDEC Class GA Groundwater Standards/ Guidance Values	CAS #	MW-11S 11/14/2007 (ug/l)	MW-11S 2/12/2008 (ug/l)	MW-11S 5/17/2008 (ug/l)	MW-11S 8/6/2008 (ug/l)	MW-11S 11/5/2008 (ug/l)	MW-11S 2/25/2009 (ug/l)
Aluminum	-	7429-90-5	NA	NA	NA	NA	2730	NA
Antimony	3 GV	7440-36-0	NA	NA	NA	NA	2.3 B	NA
Arsenic	25 ST	7440-38-2	NA	NA	NA	NA	1.8 U	NA
Barium	1,000 ST	7440-39-3	NA	NA	NA	NA	57.4 B	NA
Beryllium	3 GV	7440-41-7	NA	NA	NA	NA	0.14 B	NA
Boron	1,000 ST	7440-42-8	NA	NA	NA	NA	68.6 B	NA
Cadmium	5 ST	7440-43-9	0.32	0.32 U	0.27 U	0.27 U	0.35 U	0.35 U
Calcium	-	7440-70-2	44,000 J	45,600	55,600	58,100	46,500	43,000
Chromium Hexavalent	50 ST	18540-29-9	NA	NA	NA	NA	0.02 U	NA
Chromium Total	50 ST	7440-47-3	NA	NA	NA	NA	109	NA
Cobalt	-	7440-48-4	NA	NA	NA	NA	3.6 B	NA
Copper	200 ST	7440-50-8	NA	NA	NA	NA	12.6 B	NA
Iron	300 ST	7439-89-6	36.0 B	11	5,940	2,260	3,440	990
Lead	25 ST	7439-92-1	1.4 U	1.4 U	8.40	6.9	7.7	3.2
Magnesium	35,000 GV	7439-95-4	4,990 J	5,050	6,440	6,160	5,880	4,900 B
Manganese	300 ST	7439-96-5	3,120 J	3,020	4,070	2,910	3,070	3,270
Mercury	0.7 ST	7439-97-6	NA	NA	NA	NA	0.13 U	NA
Nickel	100 ST	7440-02-0	NA	NA	NA	NA	7.3 B	NA
Potassium	-	7440-09-7	29,900	19,900	17,100	25,200	25,300	12,900
Selenium	10 ST	7782-49-2	NA	NA	NA	NA	1.9 U	NA
Silver	50 ST	7440-22-4	NA	NA	NA	NA	0.55 B	NA
Sodium	20,000 ST	7440-23-5	54,900 J	36,500	45,300	52,400	56,200	38,300
Thallium	0.5 GV	7440-28-0	NA	NA	NA	NA	1.9 U	NA
Vanadium	-	7440-62-2	NA	NA	NA	NA	7.6 B	NA
Zinc	2,000 ST	7440-66-6	NA	NA	NA	NA	17.2 B	NA
Cyanide	200 ST	0057-12-5	NA	NA	NA	NA	10.0 U	NA
Iron + Manganese	500 ST*	-	3,156.0	3,131.0	9,610	5,170	6,510	4,260

NOTES:

J: Estimated due to data validation criteria.

K: Concentration exceeds Standard/Guidance Value.

U: Analyzed for but not detected, value shown is instrument detection limit.

NA: Not analyzed.

B: Concentration is above instrument detection limit but below contract required detection

U*: Result qualified as non-detect based on validation criteria

ST: Standard.

GV: Guidance value.

SONIA ROAD LANDFILL
 POST CLOSURE GROUNDWATER MONITORING PROGRAM
 HISTORIC AND CURRENT SAMPLE RESULTS
 INORGANIC PARAMETERS

CONSTITUENT	NYSDEC Class GA Groundwater Standards/ Guidance Values	CAS #	MW-12D	MW-12D	MW-12D	MW-12D	MW-12D	MW-12D	MW-12D	MW-12D	MW-12D
			10/31/1997 (ug/l)	12/8/2000 (ug/l)	2/7/2001 (ug/l)	8/22/2002 (ug/l)	11/21/2002 (ug/l)	3/6/2003 (ug/l)	6/4/2003 (ug/l)	8/21/2003 (ug/l)	
Aluminum	-	7429-90-5	288	14.9	18.6	NA	NA	43.5 B	NA	NA	19.9 B
Antimony	3 GV	7440-36-0	3 U	1.7 U	12.3 U	NA	NA	3.1 U	NA	NA	3.5 U
Arsenic	25 ST	7440-38-2	2.4 U	2.5 U	1.9 U	NA	NA	4.5 U	NA	NA	3.2 U
Barium	1,000 ST	7440-39-3	6.5	1.5	2.9 U	NA	NA	3.4 B	NA	NA	2.2 B
Beryllium	3 GV	7440-41-7	0.1 U	0.1 U	0.1 U	NA	NA	0.4 U	NA	NA	0.20 U
Boron	1,000 ST	7440-42-8	NA	29.4	25.2	NA	NA	16.1 B	NA	NA	24.8 B
Cadmium	5 ST	7440-43-9	0.3 U	0.4 U	0.2 U	0.10 U	0.10 U	0.5 U	0.10 U	0.10 U	0.30 U
Calcium	-	7440-70-2	8,460	3,180	3,660	2,580 B	2,580 B	3,860 B	5,990	6,940	6,600
Chromium Hexavalent	50 ST	18540-29-9	20 U	20 U	20 U	NA	NA	20 U	NA	NA	20 U
Chromium Total	50 ST	7440-47-3	0.87	3.5 U	1	NA	NA	2 B	NA	NA	0.70 U
Cobalt	-	7440-48-4	1.1 U	0.9 U	1.7 U	NA	NA	1 U	NA	NA	2.1 U
Copper	200 ST	7440-50-8	2.4	1.5 U	1.5 U	NA	NA	1.8 B	NA	NA	1.1 U
Iron	300 ST	7439-89-6	312	20.9	16.5	129	12.4 B	132	12.4 B	33.2 B	23.6 U
Lead	25 ST	7439-92-1	1 U	1.4 U	1.1 U	0.80 U	1.4 U	1.4 U	1.5 U	1.5 U	0.80 U
Magnesium	35,000 GV	7439-95-4	2,330	1,520	1,760	1,000 B	1,590 B	1,590 B	2,630 B	3,080 B	2,900 B
Manganese	300 ST	7439-96-5	82.5	1.8	1.4	11.6 B	4.7 B	4.7 B	3.9 B	1.9 B	1.3 B
Mercury	0.7 ST	7439-97-6	0.1 U	0.1 U	0.1 U	NA	NA	0.1 U	NA	NA	0.10 U
Nickel	100 ST	7440-02-0	1.3 U	1.9 U	1.4 U	NA	NA	1.5 B	NA	NA	1.5 U
Potassium	-	7440-09-7	837	554	673	552 B	438 B	438 B	551 B	833 B	481 B
Selenium	10 ST	7782-49-2	2.8 U	1.7 U	1.5 U	NA	NA	2.4 U	NA	NA	3.8 U
Silver	50 ST	7440-22-4	0.9 U	1.4	1.6 U	NA	NA	1 U	NA	NA	1 U
Sodium	20,000 ST	7440-23-5	8,400	8,610	9,340	6,450	6,010	6,010	5,770	6,120	5,490
Thallium	0.5 GV	7440-28-0	2.6 U	2.3 U	2.8 U	NA	NA	4.2 U	NA	NA	2.5 U
Vanadium	-	7440-62-2	1.2	0.7 U	1.7 U	NA	NA	0.60 U	NA	NA	1.8 U
Zinc	2,000 ST	7440-66-6	311	2.2 U	3.6 U	NA	NA	24.1	NA	NA	2.4 B
Cyanide	200 ST	0057-12-5	10 U	10 U	5 U	NA	NA	10 U	NA	NA	10 U
Iron + Manganese	500 ST	-	394.5	22.7	17.9	129	136.7	136.7	16.3	35.1	24.9

NOTES:

J: Estimated due to data validation criteria.

U: Analyzed for but not detected, value shown is instrument detection limit.

NA: Not analyzed.

B: Concentration is above instrument detection limit but below contract required detection

U*: Result qualified as non-detect based on validation criteria

ST: Standard.

GV: Guidance value.

SONIA ROAD LANDFILL
 POST CLOSURE GROUNDWATER MONITORING PROGRAM
 HISTORIC AND CURRENT SAMPLE RESULTS
 INORGANIC PARAMETERS

CONSTITUENT	NYSDEC Class GA Groundwater Standards/ Guidance Values	CAS #	MW-12D 11/13/2003 (ug/l)	MW-12D 3/1/2004 (ug/l)	MW-12D 5/21/2004 (ug/l)	MW-12D 8/24/2004 (ug/l)	MW-12D 11/11/2004 (ug/l)	MW-12D 2/24/2005 (ug/l)	MW-12D 5/26/2005 (ug/l)	MW-12D 8/25/2005 (ug/l)
Aluminum	-	7429-90-5	NA	NA	16.3 U	NA	NA	73.7 B	NA	NA
Antimony	3 GV	7440-36-0	NA	NA	2.4 U	NA	NA	3.6 U	NA	NA
Arsenic	25 ST	7440-38-2	NA	NA	3.6 U	NA	NA	2.5 U	NA	NA
Barium	1,000 ST	7440-39-3	NA	NA	4 U	NA	NA	1.7 U	NA	NA
Beryllium	3 GV	7440-41-7	NA	NA	0.2 U	NA	NA	0.19 U	NA	NA
Boron	1,000 ST	7440-42-8	NA	NA	19.4 B	NA	NA	30.6 B	NA	NA
Cadmium	5 ST	7440-43-9	0.3 U	0.57 B	0.3 U	0.20 U	0.23 U	0.23 U	0.65 U	0.68 B
Calcium	-	7440-70-2	5,460	4,550 B	3,540 B	3,870 B	3,910 B	3,870 B	3,050 B	2,870 B
Chromium Hexavalent	50 ST	18540-29-9	NA	NA	20 U	NA	NA	20 U	NA	NA
Chromium Total	50 ST	7440-47-3	NA	NA	0.89 B	NA	NA	1.1 B	NA	NA
Cobalt	-	7440-48-4	NA	NA	1.5 U	NA	NA	1.3 U	NA	NA
Copper	200 ST	7440-50-8	NA	NA	2 B	NA	NA	1.1 U	NA	NA
Iron	300 ST	7439-89-6	21.9 B	58.3 B	33 B	98.1 B	4.0 B	30.8 B	20.2 B	57.3 B
Lead	25 ST	7439-92-1	1.3 B	1.6 U	1.2 U	0.70 U	1.1 U	1.1 U	1.7	2.4 B
Magnesium	35,000 GV	7439-95-4	2,340 B	1,940 B	1,530 B	1,720 B	1,660 B	1,640 B	1,250 B	1,210 B
Manganese	300 ST	7439-96-5	1.8 B	3.1 B	2.6 B	1.4 B	0.58 B	1.0 B	1.2 U	1.9 B
Mercury	0.7 ST	7439-97-6	NA	NA	0.1 U	NA	NA	0.1 U	NA	NA
Nickel	100 ST	7440-02-0	NA	NA	1.6 U	NA	NA	1.2 U	NA	NA
Potassium	-	7440-09-7	440 B	474 B	403 B	692 B	597 B	591 B	446 B	415 B
Selenium	10 ST	7782-49-2	NA	NA	2.1 U	NA	NA	3.0 U	NA	NA
Silver	50 ST	7440-22-4	NA	NA	0.5 U	NA	NA	0.75 U	NA	NA
Sodium	20,000 ST	7440-23-5	5,090	5,530	4,890 B	5,690	6,310	6,750	5,950	6,750
Thallium	0.5 GV	7440-28-0	NA	NA	2.8 U	NA	NA	2.7 U	NA	NA
Vanadium	-	7440-62-2	NA	NA	1.7 U	NA	NA	1.8 U	NA	NA
Zinc	2,000 ST	7440-66-6	NA	NA	3 B	NA	NA	56.6	NA	NA
Cyanide	200 ST	0057-12-5	NA	NA	10 U	NA	NA	10.0 U	NA	NA
Iron + Manganese	500 ST*	-	23.7	61.4	35.6	99.5	4.58	31.8	21.4	59.2

NOTES:

- J: Estimated due to data validation criteria.
- Concentration exceeds Standard/Guidance Value.
- U: Analyzed for but not detected, value shown is instrument detection limit.
- NA: Not analyzed.
- B: Concentration is above instrument detection limit but below contract required detection
- U*: Result qualified as non-detected based on validation criteria

ST: Standard.
 GV: Guidance value.

SONIA ROAD LANDFILL
 POST CLOSURE GROUNDWATER MONITORING PROGRAM
 HISTORIC AND CURRENT SAMPLE RESULTS
 INORGANIC PARAMETERS

CONSTITUENT	NYSDEC Class GA Groundwater Standards/ Guidance Values	CAS #	MW-12D 11/28/2005 (ug/l)	MW-12D 2/27/2006 (ug/l)	MW-12D 5/19/2006 (ug/l)	MW-12D 8/11/2006 (ug/l)	MW-12D 11/29/2006 (ug/l)	MW-12D 2/23/2007 (ug/l)	MW-12D 6/1/2007 (ug/l)	MW-12D 8/16/2007 (ug/l)
Aluminum	-	7429-90-5	NA	NA	NA	NA	37.4 B	795	61.1 B	NA
Antimony	3 GV	7440-36-0	NA	NA	NA	NA	3.2 U	3.2 U	1.6 U	NA
Arsenic	25 ST	7440-38-2	NA	NA	NA	NA	2.9 U	3.0 B	3.9 B	NA
Barium	1,000 ST	7440-39-3	NA	NA	NA	NA	6.4 U	71.3 B	3.1 B	NA
Beryllium	3 GV	7440-41-7	NA	NA	NA	NA	0.17 U	0.17 U	0.37 B	NA
Boron	1,000 ST	7440-42-8	NA	NA	NA	NA	16.8 B	22.2 B	19.3 B	NA
Cadmium	5 ST	7440-43-9	0.43 U	0.26 U	0.34 U	0.34 U	0.28 U	0.28 U	0.16 U	0.28 U
Calcium	-	7440-70-2	3,790 B	4,650 B	5,070	4,950 B	5,790	13,000	7,220	9,130
Chromium Hexavalent	50 ST	18540-29-9	NA	NA	NA	NA	0.02 U	0.02 U	NA	NA
Chromium Total	50 ST	7440-47-3	NA	NA	NA	NA	0.50 U	3.2 B	0.44 B	NA
Cobalt	-	7440-48-4	NA	NA	NA	NA	1.3 U	1.3 B	0.40 U	NA
Copper	200 ST	7440-50-8	NA	NA	NA	NA	0.88 U	7.2 B	0.44 U	NA
Iron	300 ST	7439-89-6	59.5 B	55.0 B	67.0 B	14.2 B	66.3 B	1,170	29.1 B	9.6 B
Lead	25 ST	7439-92-1	1.6 U	1.3 B	2.6 B	1.9 U	1.5 U	12.1	1.1 U	1.7 U
Magnesium	35,000 GV	7439-95-4	1,610 B	2,110 B	2,130 B	2,170 B	2,790 B	3,830 B	3,650 B	4,160 B
Manganese	300 ST	7439-96-5	2.9 B	2.5 B	3.6 B	1.6 B	3.0 U	35.5	3.2 B	1.8 B
Mercury	0.7 ST	7439-97-6	NA	NA	NA	NA	0.1U	0.12 B	NA	NA
Nickel	100 ST	7440-02-0	NA	NA	NA	NA	1.8 U	2.1 B	0.78 U	NA
Potassium	-	7440-09-7	513 B	736 B	559 B	1640 B	651 B	1,100 B	740 B	810 B
Selenium	10 ST	7782-49-2	NA	NA	NA	NA	1.7 U	1.7 U	3.0 U	NA
Silver	50 ST	7440-22-4	NA	NA	NA	NA	0.38 U	0.38 U	0.51 U	NA
Sodium	20,000 ST	7440-23-5	7,180	7,230	7,200	6,930	6,290	7,200	6,370	7,780
Thallium	0.5 GV	7440-28-0	NA	NA	NA	NA	2.9 U	3.5 B	5.6 B	NA
Vanadium	-	7440-62-2	NA	NA	NA	NA	1.4 U	2.5 B	1.1 U	NA
Zinc	2,000 ST	7440-66-6	NA	NA	NA	NA	40.3	63.5	8.4 B	NA
Cyanide	200 ST	0057-12-5	NA	NA	NA	NA	10.0 U	10.0 U	NA	NA
Iron + Manganese	500 ST*	-	62.4	57.5	69.6	15.8	66.3	1,205.5	32.3	11.4

NOTES:

J: Estimated due to data validation criteria.

Concentration exceeds Standard/Guidance Value.

U: Analyzed for but not detected, value shown is instrument detection limit.

NA: Not analyzed.

B: Concentration is above instrument detection limit but below contract required detection

U*: Result qualified as non-detect based on validation criteria

ST: Standard.

GV: Guidance value.

Appendix A-2

SONIA ROAD LANDFILL
 POST CLOSURE GROUNDWATER MONITORING PROGRAM
 HISTORIC AND CURRENT SAMPLE RESULTS
 INORGANIC PARAMETERS

CONSTITUENT	NYSDEC Class GA Groundwater Standards/ Guidance Values	CAS #	MW-12D 11/14/2007 (ug/l)	MW-12D 2/12/2008 (ug/l)	MW-12D 5/14/2008 (ug/l)	MW-12D 8/6/2008 (ug/l)	MW-12D 11/5/2008 (ug/l)	MW-12D 2/25/2009 (ug/l)
Aluminum	-	7429-90-5	NA	NA	NA	NA	8.7 U	NA
Antimony	3 GV	7440-36-0	NA	NA	NA	NA	2.3 U	NA
Arsenic	25 ST	7440-38-2	NA	NA	NA	NA	1.8 U	NA
Barium	1,000 ST	7440-39-3	NA	NA	NA	NA	4.7 B	NA
Beryllium	3 GV	7440-41-7	NA	NA	NA	NA	0.096 U	NA
Boron	1,000 ST	7440-42-8	NA	NA	NA	NA	19.5 B	NA
Cadmium	5 ST	7440-43-9	0.32 U	0.32 U	0.27 U	0.27 U	0.35 U	0.35 U
Calcium	-	7440-70-2	11,500 J	11,100	12,000	11,200	11,600	12,500
Chromium Hexavalent	50 ST	18540-29-9	NA	NA	NA	NA	0.80 B	NA
Chromium Total	50 ST	7440-47-3	NA	NA	NA	NA	0.02 U	NA
Cobalt	-	7440-48-4	NA	NA	NA	NA	0.88 U	NA
Copper	200 ST	7440-50-8	NA	NA	NA	NA	0.65 U	NA
Iron	300 ST	7439-89-6	28.8 B	24.2 U	37.4 B	6.6 U	9.2 B	12.6 B
Lead	25 ST	7439-92-1	1.4 U	1.4 U	2.3 U	2.3 U	1.3 U	1.3 U
Magnesium	35,000 GV	7439-95-4	5,770 J	5,480	6,130	6,260	6,100	6,560
Manganese	300 ST	7439-96-5	1.9 JB	2.7 B	4.7 B	3.0 B	3.1 B	3.6 B
Mercury	0.7 ST	7439-97-6	NA	NA	NA	NA	0.13 U	NA
Nickel	100 ST	7440-02-0	NA	NA	NA	NA	1.2 U	NA
Potassium	-	7440-09-7	878 B	945 B	1,030 B	1,340 U	1,060 B	1,150 B
Selenium	10 ST	7782-49-2	NA	NA	NA	NA	1.9 U	NA
Silver	50 ST	7440-22-4	NA	NA	NA	NA	0.54 U	NA
Sodium	20,000 ST	7440-23-5	9,580 J	12,000	11,900	13,400	11,700	13,600
Thallium	0.5 GV	7440-28-0	NA	NA	NA	NA	1.9 U	NA
Vanadium	-	7440-62-2	NA	NA	NA	NA	0.74 U	NA
Zinc	2,000 ST	7440-66-6	NA	NA	NA	NA	5.2 B	NA
Cyanide	200 ST	0057-12-5	NA	NA	NA	NA	10.0 U	NA
Iron + Manganese	500 ST*	-	30.7	26.9	42.1	9.6	12.3	16.2

NOTES:

- J: Estimated due to data validation criteria.
- U: Analyzed for but not detected, value shown is instrument detection limit.
- NA: Not analyzed.
- B: Concentration is above instrument detection limit but below contract required detection
- U*: Result qualified as non-detect based on validation criteria

ST: Standard.
 GV: Guidance value.

**SONIA ROAD LANDFILL
POST CLOSURE GROUNDWATER MONITORING PROGRAM
HISTORIC AND CURRENT SAMPLE RESULTS
INORGANIC PARAMETERS**

CONSTITUENT	NYSDEC Class GA Groundwater Standards/ Guidance Values	CAS #	MW-121 1031/1997 (ug/l)	MW-121 12/7/2000 (ug/l)	MW-121 2/8/2001 (ug/l)	MW-121 8/22/2002 (ug/l)	MW-121 11/21/2002 (ug/l)	MW-121 3/6/2003 (ug/l)	MW-121 6/4/2003 (ug/l)	MW-121 8/21/2003 (ug/l)
Aluminum	-	7429-90-5	281	38.1 B	13.5	NA	NA	88.5 B	NA	23.4 B
Antimony	3 GV	7440-36-0	3 U	1.7 U	12.3 U	NA	NA	3.1 U	NA	3.5 U
Arsenic	25 ST	7440-38-2	2.4 U	2.5 U	1.9 U	NA	NA	4.5 U	NA	3.2 U
Barium	1,000 ST	7440-39-3	25.1	20.2 B	12.6	NA	NA	16.8 B	NA	4.9 B
Beryllium	3 GV	7440-41-7	0.1 U	0.1 U	0.1 U	NA	NA	0.4 U	NA	0.20 U
Boron	1,000 ST	7440-42-8	NA	865	423	NA	NA	47.6 B	NA	42.4 B
Cadmium	5 ST	7440-43-9	0.3 U	0.4 U	0.2 U	0.10 U	0.5 U	0.10 U	0.10 U	0.30 U
Calcium	-	7440-70-2	13,000	13,500	9,680	4,240 B	6,480	4,390 B	6,470	4,020 B
Chromium Hexavalent	50 ST	18540-29-9	20 U	20 U	20 U	NA	20 U	NA	NA	20 U
Chromium Total	50 ST	7440-47-3	0.4 U	3.5 U	0.6 U	NA	2.7 B	NA	NA	0.70 U
Cobalt	-	7440-48-4	1.1 U	0.9 U	1.7 U	NA	1.2 B	NA	NA	2.1 U
Copper	200 ST	7440-50-8	1	2.4 B	1.5 U	NA	2.8 B	NA	NA	1.1 U
Iron	300 ST	7439-89-6	213	20.9 B	12.4	257	312	37.3 B	48.5 B	25.8 B
Lead	25 ST	7439-92-1	1 U	1.4 U	1.1 U	0.80 U	1.9 B	1.5 U	1.5 U	0.80 U
Magnesium	35,000 GV	7439-95-4	4,930	3,600 B	2,400	1,220 B	1,680 B	1,250 B	2,120 B	1,260 B
Manganese	300 ST	7439-96-5	1,290	1,300	1,070	345	289	153	233	132
Mercury	0.7 ST	7439-97-6	0.1 U	NA	NA	NA	0.1 U	NA	NA	0.1 U
Nickel	100 ST	7440-02-0	1.5	1.9 U	1.4 U	NA	3 B	NA	NA	1.5 U
Potassium	-	7440-09-7	1520	2110 B	1810	915 B	1330 B	796 B	1180 B	692 B
Selenium	10 ST	7782-49-2	2.8 U	1.7 U	1.5 U	NA	2.4 U	NA	NA	3.8 U
Silver	50 ST	7440-22-4	0.9 U	0.65 B	1.6 U	NA	1 U	NA	NA	1 U
Sodium	20,000 ST	7440-23-5	10,800	22,500	13900	5,820	6,080	5,320	8,590	5,990
Thallium	0.5 GV	7440-28-0	2.6 U	2.3 U	2.8 U	NA	4.2 U	NA	NA	2.5 U
Vanadium	-	7440-62-2	1.2 U	0.7 U	1.7 U	NA	1.4 B	NA	NA	1.8 U
Zinc	2,000 ST	7440-66-6	39.2	13.7 B	9	NA	44.9	NA	NA	8.2 B
Cyanide	200 ST	0057-12-5	10 U	10 U	5 U	NA	10 U	NA	NA	10 U
Iron + Manganese	500 ST	-	1,503	1,320.9	1,082.4	602	601	190.3	281.5	157.8

NOTES:

- J: Estimated due to data validation criteria.
- [shaded cell]: Concentration exceeds Standard/Guidance Value.
- U: Analyzed for but not detected, value shown is instrument detection limit.
- NA: Not analyzed.
- B: Concentration is above instrument detection limit but below contract required detection
- U*: Result qualified as non-detect based on validation criteria

ST: Standard.
GV: Guidance value.

SONIA ROAD LANDFILL
 POST CLOSURE GROUNDWATER MONITORING PROGRAM
 HISTORIC AND CURRENT SAMPLE RESULTS
 INORGANIC PARAMETERS

CONSTITUENT	NYSDEC Class GA Groundwater Standards/ Guidance Values	CAS #	MW-121 11/13/2003 (ug/l)	MW-121 3/1/2004 (ug/l)	MW-121 5/21/2004 (ug/l)	MW-121 8/24/2004 (ug/l)	MW-121 11/11/2004 (ug/l)	MW-121 2/24/2005 (ug/l)	MW-121 5/26/2005 (ug/l)	MW-121 8/25/2005 (ug/l)
Aluminum	-	7429-90-5	NA	NA	18.2 B	NA	NA	1240	NA	NA
Antimony	3 GV	7440-36-0	NA	NA	2.4 U	NA	NA	3.6 U	NA	NA
Arsenic	25 ST	7440-38-2	NA	NA	3.6 U	NA	NA	2.5 U	NA	NA
Barium	1,000 ST	7440-39-3	NA	NA	6 B	NA	NA	54.7 B	NA	NA
Beryllium	3 GV	7440-41-7	NA	NA	2 U	NA	NA	0.19 U	NA	NA
Boron	1,000 ST	7440-42-8	NA	NA	36.8 B	NA	NA	69.9 B	NA	NA
Cadmium	5 ST	7440-43-9	0.3 U	0.21 B	0.3 U	0.39 B	0.32 B	1.2 B	0.65 U	0.65 U
Calcium	-	7440-70-2	4.040 B	3.880 B	3.270 B	5.770	8.850	21,700	4,200 B	6,480
Chromium Hexavalent	50 ST	18540-29-9	NA	NA	20 U	NA	NA	20 U	NA	NA
Chromium Total	50 ST	7440-47-3	NA	NA	0.7 B	NA	NA	6.1 B	NA	NA
Cobalt	-	7440-48-4	NA	NA	1.5 U	NA	NA	1.3 U	NA	NA
Copper	200 ST	7440-50-8	NA	NA	3 B	NA	NA	8.2 B	NA	NA
Iron	300 ST	7439-89-6	30.1 B	63.3 B	61.8 B	23.2 B	50.8 B	2.810	148	122
Lead	25 ST	7439-92-1	1.5 B	1.6 U	1.2 U	0.70 U	1.1 U	12.4	3.4	1.7 U
Magnesium	35,000 GV	7439-95-4	1,280 B	1,160 B	982 B	1,840 B	2,470 B	2,980 B	1,030 B	1810 B
Manganese	300 ST	7439-96-5	125	127	86.4	222	392	213	133	214
Mercury	0.7 ST	7439-97-6	NA	NA	0.1 U	NA	NA	0.1 U	NA	NA
Nickel	100 ST	7440-02-0	NA	NA	1.6 U	NA	NA	6.1 B	NA	NA
Potassium	-	7440-09-7	688 B	7,571	658 B	1,280 B	1,750 B	3,620 B	973 B	1,090 B
Selenium	10 ST	7782-49-2	NA	NA	2.5 B	NA	NA	3.0 U	NA	NA
Silver	50 ST	7440-22-4	NA	NA	0.5 U	NA	NA	0.75 U	NA	NA
Sodium	20,000 ST	7440-23-5	5,900	5,350	4,700 B	7,400	9,940	24,900	6,960	9,820
Thallium	0.5 GV	7440-28-0	NA	NA	2.8 U	NA	NA	2.7 U	NA	NA
Vanadium	-	7440-62-2	NA	NA	1.7 U	NA	NA	4.9 B	NA	NA
Zinc	2,000 ST	7440-66-6	NA	NA	19 B	NA	NA	298	NA	NA
Cyanide	200 ST	0057-12-5	NA	NA	10 U	NA	NA	10 U	NA	NA
Iron + Manganese	500 ST*	-	155.1	190.3	148.2	245.2	442.8	3,023	281	336

NOTES:

J: Estimated due to data validation criteria.

K: Concentration exceeds Standard/Guidance Value.

U: Analyzed for but not detected, value shown is instrument detection limit.

NA: Not analyzed.

B: Concentration is above instrument detection limit but below contract required detection

U*: Result qualified as non-detect based on validation criteria

ST: Standard.

GV: Guidance value.

**SONIA ROAD LANDFILL
POST CLOSURE GROUNDWATER MONITORING PROGRAM
HISTORIC AND CURRENT SAMPLE RESULTS
INORGANIC PARAMETERS**

CONSTITUENT	NYSDEC Class CA Groundwater Standards/ Guidance Values	CAS #	MW-121 11/28/2005 (ug/l)	MW-121 2/27/2006 (ug/l)	MW-121 5/19/2006 (ug/l)	MW-121 8/11/2006 (ug/l)	MW-121 11/29/2006 (ug/l)	MW-121 2/23/2007 (ug/l)	MW-121 6/1/2007 (ug/l)	MW-121 8/16/2007 (ug/l)
Aluminum	-	7429-90-5	NA	NA	NA	NA	29.9 B	120 B	52.6 B	NA
Antimony	3 GV	7440-36-0	NA	NA	NA	NA	3.2 U	3.2 U	1.6 U	NA
Arsenic	25 ST	7440-38-2	NA	NA	NA	NA	2.9 U	4.1 B	2.8 B	NA
Barium	1,000 ST	7440-39-3	NA	NA	NA	NA	20.2 B	25.0 B	12.8 B	NA
Beryllium	3 GV	7440-41-7	NA	NA	NA	NA	0.17 U	0.17 U	0.30 B	NA
Boron	1,000 ST	7440-42-8	NA	NA	NA	NA	142 B	88.2 B	67.8 B	NA
Cadmium	5 ST	7440-43-9	0.43 U	0.73 B	0.34 U	0.34 U	0.28 U	3.9 B	0.16 U	0.28 U
Calcium	-	7440-70-2	12,600	21,900	19,000	11,100	7,900	22,900	4,420 B	4,490 B
Chromium Hexavalent	50 ST	18540-29-9	NA	NA	NA	NA	0.02 U	0.02 U	NA	NA
Chromium Total	50 ST	7440-47-3	NA	NA	NA	NA	0.50 U	1.3 B	0.33 U	NA
Cobalt	-	7440-48-4	NA	NA	NA	NA	1.3 U	1.3 U	0.40 U	NA
Copper	200 ST	7440-50-8	NA	NA	NA	NA	2.6 B	10.8 B	9.8 B	NA
Iron	300 ST	7439-89-6	13.4 B	249	69.1 B	7.5 B	67.3 B	165	31.7 B	17.5 B
Lead	25 ST	7439-92-1	1.6 U	5.3	2.0 B	1.9 U	1.5 U	2.3 B	1.1 U	1.7 U
Magnesium	35,000 GV	7439-95-4	3,390 B	3,860 B	3,710 B	2,180 B	1,670 B	2,680 B	707 B	686 B
Manganese	300 ST	7439-96-5	443	389	940	585	395	3,470	366	374
Mercury	0.7 ST	7439-97-6	NA	NA	NA	NA	0.1 U	0.12 B	NA	NA
Nickel	100 ST	7440-02-0	NA	NA	NA	NA	1.8 U	3.2 B	0.78 U	NA
Potassium	-	7440-09-7	2,250 B	4,080 B	4,030 B	3,710 B	3,180 B	10,100	2,920 B	2,890 B
Selenium	10 ST	7782-49-2	NA	NA	NA	NA	1.7 U	1.7 U	3.0 U	NA
Silver	50 ST	7440-22-4	NA	NA	NA	NA	0.38 U	0.38 U	0.51 U	NA
Sodium	20,000 ST	7440-23-5	18,600	17,900	19,700	16,800	16,500	16,100	16,900	U*
Thallium	0.5 GV	7440-28-0	NA	NA	NA	NA	2.9 U	3.5 B	3.6 B	NA
Vanadium	-	7440-62-2	NA	NA	NA	NA	1.4 U	1.4 U	1.1 U	NA
Zinc	2,000 ST	7440-66-6	NA	NA	NA	NA	48.5	136	16.6 B	NA
Cyanide	200 ST	0057-12-5	NA	NA	NA	NA	10.0 U	10.0 U	NA	NA
Iron + Manganese	500 ST*	-	456.4	638	1,009.1	592.5	462.3	3,635	399.7	391.5

NOTES:

- J: Estimated due to data validation criteria.
- K: Concentration exceeds Standard/Guidance Value.
- U: Analyzed for but not detected, value shown is instrument detection limit.
- NA: Not analyzed.
- B: Concentration is above instrument detection limit but below contract required detection.
- U*: Result qualified as non-detect based on validation criteria.

ST: Standard.
GV: Guidance value.

Appendix A-2

SONIA ROAD LANDFILL
 POST CLOSURE GROUNDWATER MONITORING PROGRAM
 HISTORIC AND CURRENT SAMPLE RESULTS
 INORGANIC PARAMETERS

CONSTITUENT	NYSDEC Class GA Groundwater Standards/ Guidance Values	CAS #	MW-121 11/14/2007 (ug/l)	MW-121 2/12/2008 (ug/l)	MW-121 5/14/2008 (ug/l)	MW-121 8/6/2008 (ug/l)	MW-121 11/5/2008 (ug/l)	MW-121 2/25/2009 (ug/l)
Aluminum	-	7429-90-5	NA	NA	NA	NA	8.7 U	NA
Antimony	3 GV	7440-36-0	NA	NA	NA	NA	2.3 U	NA
Arsenic	25 ST	7440-38-2	NA	NA	NA	NA	1.8 U	NA
Barium	1,000 ST	7440-39-3	NA	NA	NA	NA	13.0 B	NA
Beryllium	3 GV	7440-41-7	NA	NA	NA	NA	0.096 U	NA
Boron	1,000 ST	7440-42-8	NA	NA	NA	NA	30.7 B	NA
Cadmium	5 ST	7440-43-9	0.32 U	0.32 U	0.27 U	0.27 U	0.35 U	0.35 U
Calcium	-	7440-70-2	5,780 J	6,480	7,190	7,480	6,570	11,800
Chromium Hexavalent	50 ST	18540-29-9	NA	NA	NA	NA	0.41 U	NA
Chromium Total	50 ST	7440-47-3	NA	NA	NA	NA	0.02 U	NA
Cobalt	-	7440-48-4	NA	NA	NA	NA	0.88 U	NA
Copper	200 ST	7440-50-8	NA	NA	NA	NA	0.65 U	NA
Iron	300 ST	7439-89-6	24.2 U	264	66.6 B	12.0 B	7.8 B	9.2 B
Lead	25 ST	7439-92-1	1.4 U	1.4 U	2.3 U	2.3 U	1.3 U	1.3 U
Magnesium	35,000 GV	7439-95-4	889 JB	960 B	1,120 B	1,040 B	899 B	1,530 B
Manganese	300 ST	7439-96-5	650 J	918	1,040	1,540	1,700	2,650
Mercury	0.7 ST	7439-97-6	NA	NA	NA	NA	0.13 U	NA
Nickel	100 ST	7440-02-0	NA	NA	NA	NA	1.2 U	NA
Potassium	-	7440-09-7	2,150 B	2,750 B	3,300 B	3,950 B	3,320 B	3,870 B
Selenium	10 ST	7782-49-2	NA	NA	NA	NA	1.9 U	NA
Silver	50 ST	7440-22-4	NA	NA	NA	NA	0.54 U	NA
Sodium	20,000 ST	7440-23-5	10,700 J	11,400	12,400	11,700	10,700	14,900
Thallium	0.5 GV	7440-28-0	NA	NA	NA	NA	1.9 U	NA
Vanadium	-	7440-62-2	NA	NA	NA	NA	0.74 U	NA
Zinc	2,000 ST	7440-66-6	NA	NA	NA	NA	2.8 B	NA
Cyanide	200 ST	0057-12-5	NA	NA	NA	NA	10.0 U	NA
Iron + Manganese	500 ST*	-	674	1,182	1,106.6	1,552	1,207.8	2,659.2

NOTES:

J: Estimated due to data validation criteria.

Concentration exceeds Standard/Guidance Value.

U: Analyzed for but not detected, value shown is instrument detection limit.

NA: Not analyzed.

B: Concentration is above instrument detection limit but below contract required detection

U*: Result qualified as non-detect based on validation criteria

ST: Standard.

GV: Guidance value.

**SONIA ROAD LANDFILL
POST CLOSURE GROUNDWATER MONITORING PROGRAM
HISTORIC AND CURRENT SAMPLE RESULTS
INORGANIC PARAMETERS**

CONSTITUENT	NYSDEC Class GA Groundwater Standards/ Guidance Values	CAS #	MW-12S	MW-12S	MW-12S	MW-12S	MW-12S	MW-12S "F"	MW-12S	MW-12S	MW-12S	MW-12S
			10/31/1997 (ug/l)	12/7/2000 (ug/l)	2/5/2001 (ug/l)	8/22/2002 (ug/l)	8/22/2002 (ug/l)	8/22/2002 (ug/l)	11/21/2002 (ug/l)	3/6/2003 (ug/l)	6/4/2003 (ug/l)	8/21/2003 (ug/l)
Aluminum	-	7429-90-5	275	135 B	109	NA	NA	NA	182 B	NA	NA	13.9 U
Antimony	3 GV	7440-36-0	3 U	1.7 U	12.3 U	NA	NA	NA	3.1 U	NA	NA	3.5 U
Arsenic	25 ST	7440-38-2	2.4 U	2.5 U	1.9 U	NA	NA	NA	4.5 U	NA	NA	3.2 U
Barium	1,000 ST	7440-39-3	24.7	35.5 B	32.6	NA	NA	NA	32.7 B	NA	NA	29.1 B
Beryllium	3 GV	7440-41-7	0.1 U	0.1 U	0.1 U	NA	NA	NA	0.4 U	NA	NA	0.20 U
Boron	1,000 ST	7440-42-8	NA	102	108	NA	NA	NA	94.5 B	NA	NA	103
Cadmium	5 ST	7440-43-9	0.3 U	0.4 U	0.2 U	0.10 U	0.10 U	0.10 U	0.5 U	0.10 U	0.10 U	0.30 U
Calcium	-	7440-70-2	32,500	33,500	38,700	45,800	45,600	45,600	42,500	40,400	28,700	46,600
Chromium Hexavalent	50 ST	18540-29-9	20 U	20 U	20 U	NA	NA	NA	20 U	NA	NA	20 U
Chromium Total	50 ST	7440-47-3	8.3	8.7 B	3	NA	NA	NA	82.5	NA	NA	20 U
Cobalt	-	7440-48-4	1.1 U	0.9 U	1.7 U	NA	NA	NA	1 U	NA	NA	2.1 U
Copper	200 ST	7440-50-8	0.7 U	3.2 B	1.5 U	NA	NA	NA	2.8 B	NA	NA	1.3 B
Iron	300 ST	7439-89-6	326	170	88.4	23,200	2,390	504	231	231	81.8 B	63.5 B
Lead	25 ST	7439-92-1	1.0 U	1.4 U	1.1 U	2.9 B	0.8 U	1.4 U	1.5 U	1.5 U	1.5 U	0.80 U
Magnesium	35,000 GV	7439-95-4	1,730	1,990 B	2,280	2,530 B	2,430 B	2,080 B	2,070 B	2,070 B	1,720 B	2,470 B
Manganese	300 ST	7439-96-5	29.2	45	14.1	247	36.2	20.3	45.8	45.8	4.8 B	3.4 B
Mercury	0.7 ST	7439-97-6	0.1 U	0.1 U	0.1 U	NA	NA	0.1 U	0.1 U	NA	NA	0.1 U
Nickel	100 ST	7440-02-0	1.3 U	3.5 B	1.4 U	NA	NA	2.7 B	NA	NA	NA	2.6 B
Potassium	-	7440-09-7	14,700	14,900	15,400	14,400	14,200	10,700	13,500	9,400	9,400	10,700
Selenium	10 ST	7782-49-2	2.8 U	1.7 U	1.5 U	NA	NA	2.4 U	NA	NA	NA	3.8 U
Silver	50 ST	7440-22-4	0.9 U	0.5 U	1.6 U	NA	NA	1 U	NA	NA	NA	1 U
Sodium	20,000 ST	7440-23-5	17,800	18,000	21,100	20,300	20,500	14,300	75,400	75,400	27,000	16,200
Thallium	0.5 GV	7440-28-0	2.6 U	2.3 U	2.8 U	NA	NA	4.2 U	NA	NA	NA	2.5 U
Vanadium	-	7440-62-2	1.2 U	0.98 B	1.7 U	NA	NA	1.6 B	NA	NA	NA	1.8 U
Zinc	2,000 ST	7440-66-6	15	2.2 U	3.6 U	NA	NA	13.9 B	NA	NA	NA	5.3 B
Cyanide	200 ST	0057-12-5	10 U	10 U	5 U	NA	NA	10 U	NA	NA	NA	10 U
Iron + Manganese	500 ST	-	355.2	215	102.5	23,447	2,426.2	524.3	276.8	276.8	86.6	66.9

NOTES:

J: Estimated due to data validation criteria.

U: Analyzed for but not detected, value shown is instrument detection limit.

NA: Not analyzed.

B: Concentration is above instrument detection limit but below contract required detection

U*: Result qualified as non-detect based on validation criteria

"F": Filtered by lab for dissolved metals

ST: Standard.

GV: Guidance value.

SONIA ROAD LANDFILL
 POST CLOSURE GROUNDWATER MONITORING PROGRAM
 HISTORIC AND CURRENT SAMPLE RESULTS
 INORGANIC PARAMETERS

CONSTITUENT	NYSDEC Class GA Groundwater Standards/ Guidance Values	CAS #	MW-12S 11/13/2003 (ug/l)	MW-12S 3/11/2004 (ug/l)	MW-12S 5/21/2004 (ug/l)	MW-12S 8/24/2004 (ug/l)	MW-12S 11/11/2004 (ug/l)	MW-12S 2/24/2005 (ug/l)	MW-12S 5/26/2005 (ug/l)	MW-12S 8/25/2005 (ug/l)
Aluminum	-	7429-90-5	NA	NA	22.3 B	NA	NA	79.2 B	NA	NA
Antimony	3 GV	7440-36-0	NA	NA	2.4 U	NA	NA	3.6 U	NA	NA
Arsenic	25 ST	7440-38-2	NA	NA	3.6 U	NA	NA	2.5 U	NA	NA
Barium	1,000 ST	7440-39-3	NA	NA	26.8 B	NA	NA	40 B	NA	NA
Beryllium	3 GV	7440-41-7	NA	NA	0.2 U	NA	NA	0.19 U	NA	NA
Boron	1,000 ST	7440-42-8	NA	NA	57.3 B	NA	NA	66.5 B	NA	NA
Cadmium	5 ST	7440-43-9	0.3 U	0.20 U	0.3 U	0.20 U	0.23 U	0.23 U	0.65 U	0.65 U
Calcium	-	7440-70-2	43,000	46,700	36,300	46,000	22,700	63,700	34,700	32,900
Chromium Hexavalent	50 ST	18540-29-9	NA	NA	20 U	NA	NA	20 U	NA	NA
Chromium Total	50 ST	7440-47-3	NA	NA	41.6	NA	NA	36.8	NA	NA
Cobalt	-	7440-48-4	NA	NA	1.5 U	NA	NA	1.3 U	NA	NA
Copper	200 ST	7440-50-8	NA	NA	3.9 B	NA	NA	3.5 B	NA	NA
Iron	300 ST	7439-89-6	40.6 B	324	330	203	310	287	796	1,410
Lead	25 ST	7439-92-1	1.6 B	1.6 U	1.2 U	0.70 U	1.1 U	1.1 U	2.8 B	1.7 U
Magnesium	35,000 GV	7439-95-4	2,260 B	2,580 B	1,880 B	2,820 B	1,180 B	3,990 B	1,840 B	1,660 B
Manganese	300 ST	7439-96-5	6.2 B	33.7	22.8	6.0 B	7.4 B	10.4 B	9.2 B	30.4
Mercury	0.7 ST	7439-97-6	NA	NA	0.1 U	NA	NA	0.10 U	NA	NA
Nickel	100 ST	7440-02-0	NA	NA	10.6 B	NA	NA	16.1 B	NA	NA
Potassium	-	7440-09-7	26,900	17,500	15,000	12,600	7,410	21,500	13,100	8,730
Selenium	10 ST	7782-49-2	NA	NA	3.1 B	NA	NA	3.0 U	NA	NA
Silver	50 ST	7440-22-4	NA	NA	0.5 U	NA	NA	1.2 B	NA	NA
Sodium	20,000 ST	7440-23-5	25,900	38,000	30,300	45,000	11,800	145,000	35,700	34,500
Thallium	0.5 GV	7440-28-0	NA	NA	2.8 U	NA	NA	2.7 U	NA	NA
Vanadium	-	7440-62-2	NA	NA	1.7 U	NA	NA	1.8 U	NA	NA
Zinc	2,000 ST	7440-66-6	NA	NA	6 B	NA	NA	34	NA	NA
Cyanide	200 ST	0057-12-5	NA	NA	10 U	NA	NA	10 U	NA	NA
Iron + Manganese	500 ST*	-	46.8	357.7	352.8	209	317.4	297.4	805.2	1,440.4

NOTES:

- J: Estimated due to data validation criteria.
- K: Concentration exceeds Standard/Guidance Value.
- U: Analyzed for but not detected, value shown is instrument detection limit.
- NA: Not analyzed.
- B: Concentration is above instrument detection limit but below contract required detection
- U*: Result qualified as non-detect based on validation criteria

"F": Filtered by lab for dissolved metals
 ST: Standard.
 GV: Guidance value.

**SONIA ROAD LANDFILL
POST CLOSURE GROUNDWATER MONITORING PROGRAM
HISTORIC AND CURRENT SAMPLE RESULTS
INORGANIC PARAMETERS**

CONSTITUENT	NYSDEC Class GA Groundwater Standards/ Guidance Values	CAS #	MW-12S 11/28/2005 (ug/l)	MW-12S 2/27/2006 (ug/l)	MW-12S 5/19/2006 (ug/l)	MW-12S 8/11/2006 (ug/l)	MW-12S 11/19/2006 (ug/l)	MW-12S 2/23/2007 (ug/l)	MW-12S 6/1/2007 (ug/l)	MW-12S 8/16/2007 (ug/l)
Aluminum	-	7429-90-5	NA	NA	NA	NA	10.2 U	5,050	3,530	NA
Antimony	3 GV	7440-36-0	NA	NA	NA	NA	3.2 U	3.2 U	1.6 U	NA
Arsenic	25 ST	7440-38-2	NA	NA	NA	NA	2.9 U	8.0 B	7.1 B	NA
Barium	1,000 ST	7440-39-3	NA	NA	NA	NA	26.1 B	39.8 B	30.4 B	NA
Beryllium	3 GV	7440-41-7	NA	NA	NA	NA	0.17 U	0.27 B	0.59 B	NA
Boron	1,000 ST	7440-42-8	NA	NA	NA	NA	57.0 B	46.8 B	37.6 B	NA
Cadmium	5 ST	7440-43-9	0.43 U	0.26 U	0.34 U	0.34 U	0.28 U	0.29 B	0.21 B	0.28 U
Calcium	-	7440-70-2	31,100	35,100	21,800	15,500	26,500	27,400	22,700	24,600
Chromium Hexavalent	50 ST	18540-29-9	NA	NA	NA	NA	0.02 U	0.02 U	NA	NA
Chromium Total	50 ST	7440-47-3	NA	NA	NA	NA	7.6 B	320	72.4	NA
Cobalt	-	7440-48-4	NA	NA	NA	NA	1.3 U	5.5 B	3.5 B	NA
Copper	200 ST	7440-50-8	NA	NA	NA	NA	1.6 B	12.9 B	6.0 B	NA
Iron	300 ST	7439-89-6	87.3 B	469	97.3 B	629	203	9,180	7,040	21.2 B
Lead	25 ST	7439-92-1	1.6 U	1.8 B	1.9 U	1.9 U	1.5 U	4.8	3.0 B	1.7 U
Magnesium	35,000 GV	7439-95-4	1,710 B	2,550 B	1,430 B	1,040 B	1,920 B	2,290 B	2,290 B	2,000 B
Manganese	300 ST	7439-96-5	5.6 B	13.3 B	6.8 B	35	4.0 B	412	295	2.2 B
Mercury	0.7 ST	7439-97-6	NA	NA	NA	NA	0.1 U	0.10 U	NA	NA
Nickel	100 ST	7440-02-0	NA	NA	NA	NA	6.8 B	29.1 B	16.6 B	NA
Potassium	-	7440-09-7	12,400	13,400	21,000	29,800	20,800	17,500	11,400	17,900
Selenium	10 ST	7782-49-2	NA	NA	NA	NA	1.7 U	2.4 B	3.0 U	NA
Silver	50 ST	7440-22-4	NA	NA	NA	NA	0.38 U	0.38 U	0.51 U	NA
Sodium	20,000 ST	7440-23-5	30,700	43,400	26,900	23,400	23,100	20,400	18,600	U*
Thallium	0.5 GV	7440-28-0	NA	NA	NA	NA	2.9 U	5.0 B	5.5 B	NA
Vanadium	-	7440-62-2	NA	NA	NA	NA	1.4 U	14.0 B	9.3 B	NA
Zinc	2,000 ST	7440-66-6	NA	NA	NA	NA	36.0	52.2	23.9	NA
Cyanide	200 ST	0057-12-5	NA	NA	NA	NA	10.0 U	10.0 U	NA	NA
Iron + Manganese	500 ST*	-	92.9	482.3	100.1	664	207	9,592	7,335	23.4

NOTES:

- J: Estimated due to data validation criteria.
- [Redacted]: Concentration exceeds Standard/Guidance Value.
- U: Analyzed for but not detected, value shown is instrument detection limit.
- NA: Not analyzed.
- B: Concentration is above instrument detection limit but below contract required detection
- U*: Result qualified as non-detect based on validation criteria

"F": Filtered by lab for dissolved metals
ST: Standard.
GV: Guidance value.

Appendix A-2

SONIA ROAD LANDFILL
 POST CLOSURE GROUNDWATER MONITORING PROGRAM
 HISTORIC AND CURRENT SAMPLE RESULTS
 INORGANIC PARAMETERS

CONSTITUENT	NYSDEC Class GA Groundwater Standards/ Guidance Values	CAS #	MW-12S 11/14/2007 (ug/l)	MW-12S 2/12/2008 (ug/l)	MW-12S 5/14/2008 (ug/l)	MW-12S 8/6/2008 (ug/l)	MW-12S 11/5/2008 (ug/l)	MW-12S 2/25/2009 (ug/l)
Aluminum	-	7429-90-5	NA	NA	NA	NA	NA	NA
Antimony	3 GV	7440-36-0	NA	NA	NA	NA	2.3 U	NA
Arsenic	25 ST	7440-38-2	NA	NA	NA	NA	6.0 B	NA
Barium	1,000 ST	7440-39-3	NA	NA	NA	NA	47.1 B	NA
Beryllium	3 GV	7440-41-7	NA	NA	NA	NA	0.38 B	NA
Boron	1,000 ST	7440-42-8	NA	NA	NA	NA	55.4 B	NA
Cadmium	5 ST	7440-43-9	0.32 U	0.32 U	0.27 U	0.27 U	0.35 U	0.35 U
Calcium	-	7440-70-2	27,000 J	30,400	26,900	29,200	29,900	28,200
Chromium Hexavalent	50 ST	18540-29-9	NA	NA	NA	NA	0.02 U	NA
Chromium Total	50 ST	7440-47-3	NA	NA	NA	NA	203	NA
Cobalt	-	7440-48-4	NA	NA	NA	NA	5.4 B	NA
Copper	200 ST	7440-50-8	NA	NA	NA	NA	12.8 B	NA
Iron	300 ST	7439-89-6	132	3,060	864	3,650	10,500	110
Lead	25 ST	7439-92-1	1.4 U	1.4 U	2.3 U	2.8 B	5.0	1.3 U
Magnesium	35,000 GV	7439-95-4	1,720 JB	1,860 B	2,210 B	2,490 B	2,770	2,440 B
Manganese	300 ST	7439-96-5	2.8 JB	17.7	28.5	139	357	24.4
Mercury	0.7 ST	7439-97-6	NA	NA	NA	NA	0.13 U	NA
Nickel	100 ST	7440-02-0	NA	NA	NA	NA	19.7 B	NA
Potassium	-	7440-09-7	17,600	14,400	11,200	19,900	20,100	15,300
Selenium	10 ST	7782-49-2	NA	NA	NA	NA	1.9 U	NA
Silver	50 ST	7440-22-4	NA	NA	NA	NA	0.54 U	NA
Sodium	20,000 ST	7440-23-5	22,000 J	26,300	22,400	28,200	39,800	31,600
Thallium	0.5 GV	7440-28-0	NA	NA	NA	NA	1.9 U	NA
Vanadium	-	7440-62-2	NA	NA	NA	NA	15.9 B	NA
Zinc	2,000 ST	7440-66-6	NA	NA	NA	NA	23.9	NA
Cyanide	200 ST	0057-12-5	NA	NA	NA	NA	10.0 U	NA
Iron + Manganese	500 ST*	-	134.8	3,062.8	892.5	3,769	10,857	134.4

NOTES:

- J: Estimated due to data validation criteria.
- U: Analyzed for but not detected, value shown is instrument detection limit.
- NA: Not analyzed.
- B: Concentration is above instrument detection limit but below contract required detection
- U*: Result qualified as non-detect based on validation criteria

*F: Filtered by lab for dissolved metals
 ST: Standard.
 GV: Guidance value.

APPENDIX A-3

Volatile Organic Compounds

SONIA ROAD LANDFILL
POST CLOSURE GROUNDWATER MONITORING PROGRAM
HISTORIC AND CURRENT SAMPLE RESULTS
VOLATILE ORGANIC COMPOUNDS

Sample ID	MW-011 10/24/1997 (ug/l)	MW-011 1/28/1998 (ug/l)	MW-011 11/30/2000 (ug/l)	MW-011 1/30/2001 (ug/l)	MW-011 11/20/2002 (ug/l)	MW-011 8/21/2003 (ug/l)	MW-011 5/20/2004 (ug/l)	MW-011 2/28/2005 (ug/l)	MW-011 11/29/2006 (ug/l)	MW-011 2/21/2007 (ug/l)	MW-011 11/3/2008 (ug/l)	NYSDEC Class GA GROUNDWATER STANDARD/GUIDANCE VALUE
1,1,1,2-Tetrachloroethane	NA	NA	5 U	10 U	5 U	5 U	5 U	5 U	5 U	5 U	5 U	5 ST
1,1,1-Trichloroethane	22	5	14	8	5 U	5 U	5 U	5 U	5 U	5 U	5 U	5 ST
1,1,2,2-Tetrachloroethane	0.2 U	10.0 U	5 U	10 U	5 U	5 U	5 U	5 U	5 U	5 U	5 U	5 ST
1,1,2-Trichloroethane	0.2 U	10.0 U	5 U	10 U	5 U	5 U	5 U	5 U	5 U	5 U	5 U	5 ST
1,1-Dichloroethane	34	33	13	5 U	3	2 J	5 U	2 J	5 U	5 U	5 U	5 ST
1,1-Dichloroethene	2 J	10.0 U	2 J	10 U	5 U	5 U	5 U	5 U	5 U	5 U	5 U	5 ST
1,1-Dichloropropene	NA	NA	NA	10 U	NA	NA	NA	NA	NA	NA	NA	5 ST
1,2,3-Trichloropropane	NA	NA	5 U	10 U	5 U	5 U	5 U	5 U	5 U	5 U	5 U	5 ST
1,2-Dibromo-3-chloropropane	NA	NA	5 U	10 U	5 U	5 U	5 U	5 U	5 U	5 U	5 U	0.04 ST
1,2-Dibromoethane	NA	NA	5 U	10 U	5 U	5 U	5 U	5 U	5 U	5 U	5 U	0.04 ST
1,2-Dichlorobenzene	NA	NA	5 U	10 U	5 U	5 U	5 U	5 U	5 U	5 U	5 U	5 ST
1,2-Dichloroethene	0.2 U	10.0 U	5 U	10 U	5 U	5 U	5 U	5 U	5 U	5 U	5 U	0.6 ST
1,2-Dichloroethane (total)	0.4 U	10.0 U	NA	10 U	NA	NA	NA	NA	NA	NA	NA	5 ST
1,2-Dichloropropane	0.4 U	10.0 U	5 U	10 U	5 U	5 U	5 U	5 U	5 U	5 U	5 U	1 ST
1,4-Dichlorobenzene	NA	NA	5 U	10 U	5 U	5 U	5 U	5 U	5 U	5 U	5 U	5 ST
2-Butanone	0.2 U	10.0 U	5 U	10 U	5 U	5 U	5 U	5 U	5 U	5 U	5 U	5 ST
2-Hexanone	0.2 U	10.0 U	5 U	10 U	5 U	5 U	5 U	5 U	5 U	5 U	5 U	5 ST
4-Methyl-2-pentanone	0.2 U	10.0 U	5 U	10 U	5 U	5 U	5 U	5 U	5 U	5 U	5 U	50 GV
Acetone	0.4 U	10.0 U	5 U	10 U	5 U	5 U	5 U	5 U	5 U	5 U	5 U	50 GV
Acrylonitrile	NA	NA	5 U	10 U	5 U	5 U	5 U	5 U	5 U	5 U	5 U	50 GV
Benzene	0.4 U	10.0 U	5 U	10 U	5 U	5 U	5 U	5 U	5 U	5 U	5 U	5 ST
Bromochloromethane	NA	NA	5 U	10 U	5 U	5 U	5 U	5 U	5 U	5 U	5 U	1 ST
Bromochloroethane	0.2 U	10.0 U	5 U	10 U	5 U	5 U	5 U	5 U	5 U	5 U	5 U	5 ST
Bromomethane	0.4 U	10.0 U	5 U	10 U	5 U	5 U	5 U	5 U	5 U	5 U	5 U	50 GV
Carbon disulfide	0.4 U	10.0 U	5 U	10 U	5 U	5 U	5 U	5 U	5 U	5 U	5 U	50 GV
Carbon tetrachloride	0.4 U	10.0 U	5 U	10 U	5 U	5 U	5 U	5 U	5 U	5 U	5 U	60 GV
Chloroethane	0.4 U	10.0 U	5 U	10 U	5 U	5 U	5 U	5 U	5 U	5 U	5 U	5 ST
Chloroform	0.2 U	10.0 U	5 U	10 U	5 U	5 U	5 U	5 U	5 U	5 U	5 U	5 ST
cis-1,2-Dichloroethene	0.6 U	10.0 U	5 U	10 U	5 U	5 U	5 U	5 U	5 U	5 U	5 U	7 ST
cis-1,3-Dichloropropene	0.2 U	10.0 U	5 U	10 U	5 U	5 U	5 U	5 U	5 U	5 U	5 U	5 ST
Dibromochloromethane	NA	NA	5 U	10 U	5 U	5 U	5 U	5 U	5 U	5 U	5 U	5 ST
Dibromomethane	0.2 U	10.0 U	5 U	10 U	5 U	5 U	5 U	5 U	5 U	5 U	5 U	0.4 ST
Ethylbenzene	NA	NA	5 U	10 U	5 U	5 U	5 U	5 U	5 U	5 U	5 U	50 GV
Iodomethane	0.4 U	10.0 U	5 U	10 U	5 U	5 U	5 U	5 U	5 U	5 U	5 U	5 ST
Methylene chloride	0.4 U	10.0 U	5 U	10 U	5 U	5 U	5 U	5 U	5 U	5 U	5 U	5 ST
Styrene	0.4 U	10.0 U	5 U	10 U	5 U	5 U	5 U	5 U	5 U	5 U	5 U	5 ST
Tetrachloroethene	0.4 U	10.0 U	5 U	10 U	5 U	5 U	5 U	5 U	5 U	5 U	5 U	5 ST
Toluene	0.4 U	10.0 U	5 U	10 U	5 U	5 U	5 U	5 U	5 U	5 U	5 U	5 ST
TOTAL VOCs	38	18.1	29	16.5	3	2	U	2	U	U	U	U
trans-1,2-Dichloroethene	NA	NA	5 U	10 U	5 U	5 U	5 U	5 U	5 U	5 U	5 U	5 ST
trans-1,3-Dichloropropene	0.2 U	10.0 U	5 U	10 U	5 U	5 U	5 U	5 U	5 U	5 U	5 U	0.4 ST
trans-1,4-Dichloro-2-butene	NA	NA	5 U	10 U	5 U	5 U	5 U	5 U	5 U	5 U	5 U	5 ST
Trichloroethene	0.4 U	10.0 U	5 U	10 U	5 U	5 U	5 U	5 U	5 U	5 U	5 U	5 ST
Trichlorofluoromethane	NA	NA	5 U	10 U	5 U	5 U	5 U	5 U	5 U	5 U	5 U	5 ST
Vinyl Acetate	NA	NA	5 U	10 U	5 U	5 U	5 U	5 U	5 U	5 U	5 U	5 ST
Vinyl chloride	0.6 U	10.0 U	5 U	10 U	5 U	5 U	5 U	5 U	5 U	5 U	5 U	5 ST
Xylenes (total)	0.6 U	10.0 U	5 U	10 U	5 U	5 U	5 U	5 U	5 U	5 U	5 U	5 ST

NOTES

B: Compound was found in the method blank as well as the sample
 U: Compound was analyzed for but not detected at the detection limit shown.
 J: Compound was found at a concentration below the detection limit, value estimated
 E: Concentration exceeds instrument calibration range; value estimated.
 D: Result taken from analysis at a secondary dilution.
 U*: Result qualified as non-detect based on validation criteria
 GV: Guidance Value
 ST: Standard
 NA: Not Analyzed
 NS: Not Sampled
 J*: Result qualified as estimated based on validation criteria

QUALIFIERS

B: Compound was found in the method blank as well as the sample
 U: Compound was analyzed for but not detected at the detection limit shown.
 J: Compound was found at a concentration below the detection limit, value estimated
 E: Concentration exceeds instrument calibration range; value estimated.
 D: Result taken from analysis at a secondary dilution.
 U*: Result qualified as non-detect based on validation criteria

APPENDIX A-3

SONJA ROAD LANDFILL
POST CLOSURE GROUNDWATER MONITORING PROGRAM
HISTORIC AND CURRENT SAMPLE RESULTS
VOLATILE ORGANIC COMPOUNDS

Sample ID	Date of Collection	MW-01S	MW-01S	MW-01S	MW-01S	MW-01S	MW-01S	MW-01S	MW-01S	MW-01S	MW-01S	MW-01S	MW-01S	MW-01S	MW-01S	MW-01S	MW-01S	NYSDEC Class GA GROUNDWATER STANDARD/GUIDANCE VALUE
		(ug/l)	(ug/l)	(ug/l)	(ug/l)	(ug/l)	(ug/l)	(ug/l)	(ug/l)	(ug/l)	(ug/l)	(ug/l)	(ug/l)	(ug/l)	(ug/l)	(ug/l)	(ug/l)	
Volatile Organic Compounds	CAS #																	
1,1,1,2-Tetrachloroethane	000630-20-6	NA	10.0	5.0	5.0	5.0	5.0	5.0	5.0	5.0	5.0	5.0	5.0	5.0	5.0	5.0	5.0	5.0
1,1,1-Trichloroethane	000071-55-6	0.6	10.0	5.0	5.0	5.0	5.0	5.0	5.0	5.0	5.0	5.0	5.0	5.0	5.0	5.0	5.0	5.0
1,1,2,2-Tetrachloroethane	000079-34-5	0.2	10.0	5.0	5.0	5.0	5.0	5.0	5.0	5.0	5.0	5.0	5.0	5.0	5.0	5.0	5.0	5.0
1,1,2-Trichloroethane	000079-00-5	0.2	10.0	5.0	5.0	5.0	5.0	5.0	5.0	5.0	5.0	5.0	5.0	5.0	5.0	5.0	5.0	5.0
1,1-Dichloroethane	000075-34-3	3.1	2.2	2.2	3.1	3.1	3.1	3.1	3.1	3.1	3.1	3.1	3.1	3.1	3.1	3.1	3.1	3.1
1,1-Dichloroethane	000075-35-4	0.6	10.0	5.0	5.0	5.0	5.0	5.0	5.0	5.0	5.0	5.0	5.0	5.0	5.0	5.0	5.0	5.0
1,1-Dichloroethane	000563-58-6	NA	10.0	5.0	5.0	5.0	5.0	5.0	5.0	5.0	5.0	5.0	5.0	5.0	5.0	5.0	5.0	5.0
1,2-Dibromo-3-chloropropane	000096-18-4	NA	10.0	5.0	5.0	5.0	5.0	5.0	5.0	5.0	5.0	5.0	5.0	5.0	5.0	5.0	5.0	5.0
1,2-Dibromoethane	000106-93-4	NA	10.0	5.0	5.0	5.0	5.0	5.0	5.0	5.0	5.0	5.0	5.0	5.0	5.0	5.0	5.0	5.0
1,2-Dichlorobenzene	000095-50-1	NA	10.0	5.0	5.0	5.0	5.0	5.0	5.0	5.0	5.0	5.0	5.0	5.0	5.0	5.0	5.0	5.0
1,2-Dichloroethane	000107-06-2	0.2	10.0	5.0	5.0	5.0	5.0	5.0	5.0	5.0	5.0	5.0	5.0	5.0	5.0	5.0	5.0	5.0
1,2-Dichloroethane (total)	000540-59-0	0.4	10.0	5.0	5.0	5.0	5.0	5.0	5.0	5.0	5.0	5.0	5.0	5.0	5.0	5.0	5.0	5.0
1,2-Dichloropropane	000078-87-5	0.4	10.0	5.0	5.0	5.0	5.0	5.0	5.0	5.0	5.0	5.0	5.0	5.0	5.0	5.0	5.0	5.0
1,4-Dichlorobenzene	000106-46-7	NA	10.0	5.0	5.0	5.0	5.0	5.0	5.0	5.0	5.0	5.0	5.0	5.0	5.0	5.0	5.0	5.0
2-Butanone	000078-93-3	0.2	10.0	5.0	5.0	5.0	5.0	5.0	5.0	5.0	5.0	5.0	5.0	5.0	5.0	5.0	5.0	5.0
2-Hexanone	000591-78-6	0.2	10.0	5.0	5.0	5.0	5.0	5.0	5.0	5.0	5.0	5.0	5.0	5.0	5.0	5.0	5.0	5.0
4-Methyl-2-pentanone	000108-10-1	0.2	10.0	5.0	5.0	5.0	5.0	5.0	5.0	5.0	5.0	5.0	5.0	5.0	5.0	5.0	5.0	5.0
Acetone	000067-64-1	0.4	10.0	5.0	5.0	5.0	5.0	5.0	5.0	5.0	5.0	5.0	5.0	5.0	5.0	5.0	5.0	5.0
Acrylonitrile	000107-13-1	NA	50.0	5.0	5.0	5.0	5.0	5.0	5.0	5.0	5.0	5.0	5.0	5.0	5.0	5.0	5.0	5.0
Benzene	000071-43-2	0.4	10.0	5.0	5.0	5.0	5.0	5.0	5.0	5.0	5.0	5.0	5.0	5.0	5.0	5.0	5.0	5.0
Bromochloromethane	000074-97-5	NA	10.0	5.0	5.0	5.0	5.0	5.0	5.0	5.0	5.0	5.0	5.0	5.0	5.0	5.0	5.0	5.0
Bromodichloromethane	000075-27-4	0.2	10.0	5.0	5.0	5.0	5.0	5.0	5.0	5.0	5.0	5.0	5.0	5.0	5.0	5.0	5.0	5.0
Bromoform	000075-25-2	0.6	10.0	5.0	5.0	5.0	5.0	5.0	5.0	5.0	5.0	5.0	5.0	5.0	5.0	5.0	5.0	5.0
Bromomethane	000074-83-9	0.4	10.0	5.0	5.0	5.0	5.0	5.0	5.0	5.0	5.0	5.0	5.0	5.0	5.0	5.0	5.0	5.0
Carbon disulfide	000075-15-0	0.4	10.0	5.0	5.0	5.0	5.0	5.0	5.0	5.0	5.0	5.0	5.0	5.0	5.0	5.0	5.0	5.0
Carbon tetrachloride	000056-23-5	0.4	10.0	5.0	5.0	5.0	5.0	5.0	5.0	5.0	5.0	5.0	5.0	5.0	5.0	5.0	5.0	5.0
Chlorobenzene	000108-90-7	0.4	10.0	5.0	5.0	5.0	5.0	5.0	5.0	5.0	5.0	5.0	5.0	5.0	5.0	5.0	5.0	5.0
Chloroethane	000075-00-3	0.4	10.0	5.0	5.0	5.0	5.0	5.0	5.0	5.0	5.0	5.0	5.0	5.0	5.0	5.0	5.0	5.0
Chloroform	000067-66-3	0.2	10.0	5.0	5.0	5.0	5.0	5.0	5.0	5.0	5.0	5.0	5.0	5.0	5.0	5.0	5.0	5.0
Chloromethane	000074-87-3	0.6	10.0	5.0	5.0	5.0	5.0	5.0	5.0	5.0	5.0	5.0	5.0	5.0	5.0	5.0	5.0	5.0
cis-1,2-Dichloroethane	000156-59-2	NA	10.0	5.0	5.0	5.0	5.0	5.0	5.0	5.0	5.0	5.0	5.0	5.0	5.0	5.0	5.0	5.0
cis-1,3-Dichloropropene	010061-01-5	0.2	10.0	5.0	5.0	5.0	5.0	5.0	5.0	5.0	5.0	5.0	5.0	5.0	5.0	5.0	5.0	5.0
Dibromochloromethane	000124-48-1	0.2	10.0	5.0	5.0	5.0	5.0	5.0	5.0	5.0	5.0	5.0	5.0	5.0	5.0	5.0	5.0	5.0
Dibromomethane	000074-95-3	NA	10.0	5.0	5.0	5.0	5.0	5.0	5.0	5.0	5.0	5.0	5.0	5.0	5.0	5.0	5.0	5.0
Ethylbenzene	000100-41-4	0.4	10.0	5.0	5.0	5.0	5.0	5.0	5.0	5.0	5.0	5.0	5.0	5.0	5.0	5.0	5.0	5.0
Iodomethane	000074-88-4	NA	10.0	5.0	5.0	5.0	5.0	5.0	5.0	5.0	5.0	5.0	5.0	5.0	5.0	5.0	5.0	5.0
Methylene chloride	000075-09-2	0.4	10.0	5.0	5.0	5.0	5.0	5.0	5.0	5.0	5.0	5.0	5.0	5.0	5.0	5.0	5.0	5.0
Styrene	000100-42-5	0.4	10.0	5.0	5.0	5.0	5.0	5.0	5.0	5.0	5.0	5.0	5.0	5.0	5.0	5.0	5.0	5.0
Tetrahydrofuran	000127-18-4	0.4	10.0	5.0	5.0	5.0	5.0	5.0	5.0	5.0	5.0	5.0	5.0	5.0	5.0	5.0	5.0	5.0
Toluene	000108-88-3	0.4	10.0	5.0	5.0	5.0	5.0	5.0	5.0	5.0	5.0	5.0	5.0	5.0	5.0	5.0	5.0	5.0
TOTAL VOCs		8	12	12	2	3	2	2	2	2	2	2	2	2	2	2	2	2
trans-1,2-Dichloroethane	000156-60-5	NA	10.0	5.0	5.0	5.0	5.0	5.0	5.0	5.0	5.0	5.0	5.0	5.0	5.0	5.0	5.0	5.0
trans-1,3-Dichloropropene	010061-02-6	0.2	10.0	5.0	5.0	5.0	5.0	5.0	5.0	5.0	5.0	5.0	5.0	5.0	5.0	5.0	5.0	5.0
trans-1,4-Dichloro-2-butene	000110-57-6	NA	10.0	5.0	5.0	5.0	5.0	5.0	5.0	5.0	5.0	5.0	5.0	5.0	5.0	5.0	5.0	5.0
Trichloroethane	000079-01-6	0.4	10.0	5.0	5.0	5.0	5.0	5.0	5.0	5.0	5.0	5.0	5.0	5.0	5.0	5.0	5.0	5.0
Trichlorofluoromethane	000075-69-4	NA	10.0	5.0	5.0	5.0	5.0	5.0	5.0	5.0	5.0	5.0	5.0	5.0	5.0	5.0	5.0	5.0
Vinyl Acetate	000108-05-4	NA	10.0	5.0	5.0	5.0	5.0	5.0	5.0	5.0	5.0	5.0	5.0	5.0	5.0	5.0	5.0	5.0
Vinyl chloride	000075-01-4	0.6	10.0	5.0	5.0	5.0	5.0	5.0	5.0	5.0	5.0	5.0	5.0	5.0	5.0	5.0	5.0	5.0
Xylene (total)	001330-20-7	0.6	10.0	5.0	5.0	5.0	5.0	5.0	5.0	5.0	5.0	5.0	5.0	5.0	5.0	5.0	5.0	5.0

NOTES

B: Compound was found in the method blank as well as the sample
 GY: Guidance Value
 ST: Standard
 NA: Not Analyzed
 J: Compound was found at a concentration below the detection limit, value estimated
 E: Concentration exceeds instrument calibration range, value estimated
 D: Result taken from analysis at a secondary dilution
 U*: Result qualified as non-detect based on validation criteria
 J*: Result qualified as estimated based on validation criteria

QUALIFIERS

B: Compound was found in the method blank as well as the sample
 U: Compound was analyzed for but not detected at the detection limit shown.
 J: Compound was found at a concentration below the detection limit, value estimated
 E: Concentration exceeds instrument calibration range, value estimated
 D: Result taken from analysis at a secondary dilution
 U*: Result qualified as non-detect based on validation criteria

SONIA ROAD LANDFILL
POST CLOSURE GROUNDWATER MONITORING PROGRAM
HISTORIC AND CURRENT SAMPLE RESULTS
VOLATILE ORGANIC COMPOUNDS

Sample ID	MW-02D Date of Collection	MW-02D (ug/l)	MW-02D 1/28/1998	MW-02D 12/1/2000	MW-02D 1/30/2001	MW-02D 11/20/2002	MW-02D 8/22/2003	MW-02D 5/20/2004	MW-02D 02/28/05	MW-02D 11/30/06	MW-02D 02/22/07	MW-02D 11/3/2008	NYSDep Class GA GROUNDWATER STANDARD/GUIDANCE VALUE
	CAS #												
Volatile Organic Compounds													
1,1,1,2-Tetrachloroethane	000630-20-6	NA	NA	5 U	10 U	5 U	5 U	5 U	5 U	5 U	5 U	5 U	5 ST
1,1,1-Trichloroethane	000071-55-6	0.6 U	10.0 U	5 U	10 U	5 U	5 U	5 U	5 U	5 U	5 U	5 U	5 ST
1,1,2,2-Tetrachloroethane	000079-34-5	0.2 U	10.0 U	5 U	10 U	5 U	5 U	5 U	5 U	5 U	5 U	5 U	5 ST
1,1,2-Trichloroethane	000079-00-5	0.2 U	10.0 U	5 U	10 U	5 U	5 U	5 U	5 U	5 U	5 U	5 U	5 ST
1,1-Dichloroethane	000075-34-3	0.4 U	10.0 U	5 U	10 U	5 U	5 U	5 U	5 U	5 U	5 U	5 U	5 ST
1,1-Dichloroethene	000075-35-4	0.6 U	10.0 U	5 U	10 U	5 U	5 U	5 U	5 U	5 U	5 U	5 U	5 ST
1,1-Dichloropropene	000563-58-6	NA	NA	NA	10 U	NA	NA	NA	NA	NA	NA	NA	5 ST
1,2,3-Trichloropropene	000096-18-4	NA	NA	5 U	10 U	5 U	5 U	5 U	5 U	5 U	5 U	5 U	0.04 ST
1,2-Dibromo-3-chloropropane	000096-12-8	NA	NA	5 U	10 U	5 U	5 U	5 U	5 U	5 U	5 U	5 U	0.04 ST
1,2-Dibromoethane	000106-93-4	NA	NA	5 U	10 U	5 U	5 U	5 U	5 U	5 U	5 U	5 U	5 ST
1,2-Dichlorobenzene	000095-50-1	NA	NA	5 U	10 U	5 U	5 U	5 U	5 U	5 U	5 U	5 U	3 ST
1,2-Dichloroethane	000107-06-2	0.2 U	10.0 U	5 U	10 U	5 U	5 U	5 U	5 U	5 U	5 U	5 U	0.6 ST
1,2-Dichloroethene (total)	000340-59-0	0.4 U	10.0 U	5 U	10 U	5 U	5 U	5 U	5 U	5 U	5 U	5 U	5 ST
1,2-Dichloropropane	000078-87-5	0.4 U	10.0 U	5 U	10 U	5 U	5 U	5 U	5 U	5 U	5 U	5 U	5 ST
1,4-Dichlorobenzene	000106-46-7	NA	NA	5 U	10 U	5 U	5 U	5 U	5 U	5 U	5 U	5 U	1 ST
2-Butanone	000078-93-3	0.2 U	10.0 U	5 U	10 U	5 U	5 U	5 U	5 U	5 U	5 U	5 U	50 GV
2-Hexanone	000591-78-6	0.2 U	10.0 U	5 U	10 U	5 U	5 U	5 U	5 U	5 U	5 U	5 U	50 GV
4-Methyl-2-pentanone	000108-10-1	0.2 U	10.0 U	5 U	10 U	5 U	5 U	5 U	5 U	5 U	5 U	5 U	50 GV
Acetone	000067-64-1	0.4 U	10.0 U	5 U	10 U	5 U	5 U	5 U	5 U	5 U	5 U	5 U	50 GV
Acrylonitrile	000107-13-1	NA	NA	5 U	10 U	5 U	5 U	5 U	5 U	5 U	5 U	5 U	5 ST
Benzene	000071-43-2	0.4 U	10.0 U	5 U	10 U	5 U	5 U	5 U	5 U	5 U	5 U	5 U	1 ST
Bromochloromethane	000074-97-5	NA	NA	5 U	10 U	5 U	5 U	5 U	5 U	5 U	5 U	5 U	5 ST
Bromodichloromethane	000075-27-4	0.2 U	10.0 U	5 U	10 U	5 U	5 U	5 U	5 U	5 U	5 U	5 U	5 ST
Bromoform	000075-25-2	0.6 U	10.0 U	5 U	10 U	5 U	5 U	5 U	5 U	5 U	5 U	5 U	50 GV
Bromomethane	000074-83-9	0.4 U	10.0 U	5 U	10 U	5 U	5 U	5 U	5 U	5 U	5 U	5 U	5 ST
Carbon disulfide	000075-15-0	0.4 U	10.0 U	5 U	10 U	5 U	5 U	5 U	5 U	5 U	5 U	5 U	60 GV
Carbon tetrachloride	000056-23-5	0.4 U	10.0 U	5 U	10 U	5 U	5 U	5 U	5 U	5 U	5 U	5 U	5 ST
Chlorobenzene	000108-90-7	0.4 U	10.0 U	5 U	10 U	5 U	5 U	5 U	5 U	5 U	5 U	5 U	5 ST
Chloroethane	000075-00-3	0.4 U	10.0 U	5 U	10 U	5 U	5 U	5 U	5 U	5 U	5 U	5 U	5 ST
Chloroform	000067-66-3	0.2 U	10.0 U	5 U	10 U	5 U	5 U	5 U	5 U	5 U	5 U	5 U	7 ST
Chloromethane	000074-87-3	0.6 U	10.0 U	5 U	10 U	5 U	5 U	5 U	5 U	5 U	5 U	5 U	5 ST
cis-1,2-Dichloroethene	000156-59-2	NA	NA	5 U	10 U	5 U	5 U	5 U	5 U	5 U	5 U	5 U	5 ST
cis-1,3-Dichloropropene	010061-01-5	0.2 U	10.0 U	5 U	10 U	5 U	5 U	5 U	5 U	5 U	5 U	5 U	0.4 ST
Dibromochloromethane	000124-48-1	0.2 U	10.0 U	5 U	10 U	5 U	5 U	5 U	5 U	5 U	5 U	5 U	50 GV
Dibromomethane	000100-41-4	0.4 U	10.0 U	5 U	10 U	5 U	5 U	5 U	5 U	5 U	5 U	5 U	5 ST
Ethylbenzene	000074-95-3	NA	NA	5 U	10 U	5 U	5 U	5 U	5 U	5 U	5 U	5 U	5 ST
Iodomethane	000074-88-4	NA	NA	5 U	10 U	5 U	5 U	5 U	5 U	5 U	5 U	5 U	5 ST
Methylene chloride	000075-09-2	0.4 U	10.0 U	5 U	10 U	5 U	5 U	5 U	5 U	5 U	5 U	5 U	5 ST
Styrene	000100-42-5	0.4 U	10.0 U	5 U	10 U	5 U	5 U	5 U	5 U	5 U	5 U	5 U	5 ST
Tetrachloroethene	000127-18-4	0.4 U	10.0 U	5 U	10 U	5 U	5 U	5 U	5 U	5 U	5 U	5 U	5 ST
Toluene	000108-88-3	0.4 U	10.0 U	5 U	10 U	5 U	5 U	5 U	5 U	5 U	5 U	5 U	5 ST
TOTAL VOCs		U	U	U	U	U	U	U	U	U	U	U	U
trans-1,2-Dichloroethene	000156-60-5	NA	NA	5 U	10 U	5 U	5 U	5 U	5 U	5 U	5 U	5 U	5 ST
trans-1,3-Dichloropropene	010061-02-6	0.2 U	10.0 U	5 U	10 U	5 U	5 U	5 U	5 U	5 U	5 U	5 U	0.4 ST
trans-1,4-Dichloro-2-butene	000110-57-6	NA	NA	5 U	10 U	5 U	5 U	5 U	5 U	5 U	5 U	5 U	5 ST
Trichloroethene	000079-01-6	0.4 U	10.0 U	5 U	10 U	5 U	5 U	5 U	5 U	5 U	5 U	5 U	5 ST
Trichlorofluoromethane	000075-69-4	NA	NA	5 U	10 U	5 U	5 U	5 U	5 U	5 U	5 U	5 U	5 ST
Vinyl Acetate	000108-05-4	NA	NA	5 U	10 U	5 U	5 U	5 U	5 U	5 U	5 U	5 U	5 ST
Vinyl chloride	000075-01-4	0.6 U	10.0 U	5 U	10 U	5 U	5 U	5 U	5 U	5 U	5 U	5 U	2 ST
Xylene (total)	001330-20-7	0.6 U	10.0 U	5 U	10 U	5 U	5 U	5 U	5 U	5 U	5 U	5 U	5 ST

QUALIFIERS

B: Compound was found in the method blank as well as the sample
 U: Compound was analyzed for but not detected at the detection limit shown.
 J: Compound was found at a concentration below the detection limit, value estimated
 E: Concentration exceeds instrument calibration range; value estimated.
 D: Result taken from analysis at a secondary dilution.
 U*: Result qualified as non-detect based on validation criteria

NOTES

GV: Guidance Value
 ST: Standard
 NA: Not Analyzed
 NS: Not Sampled
 J*: Result qualified as estimated based on validation criteria

SONIA ROAD LANDFILL
POST CLOSURE GROUNDWATER MONITORING PROGRAM
HISTORIC AND CURRENT SAMPLE RESULTS
VOLATILE ORGANIC COMPOUNDS

Sample ID	MW-021 10/27/1997 (ug/l)	MW-021 1/28/1998 (ug/l)	MW-021 12/1/2000 (ug/l)	MW-021 1/30/2001 (ug/l)	MW-021 11/20/2002 (ug/l)	MW-021 8/21/2003 (ug/l)	MW-021 5/20/2004 (ug/l)	MW-021 02/28/05 (ug/l)	MW-021 11/30/06 (ug/l)	MW-021 02/22/07 (ug/l)	MW-021 11/3/2008 (ug/l)	NYSDEC Class GA GROUNDWATER STANDARD/GUIDANCE VALUE
1,1,1,2-Tetrachloroethane	NA	NA	5 U	10 U	5 U	5 U	5 U	5 U	5 U	5 U	5 U	5 ST
1,1,1-Trichloroethane	0.6 U	10.0 U	5 U	10 U	5 U	5 U	3 J	5 U	5 U	5 U	5 U	5 ST
1,1,2-Trichloroethane	0.2 U	10.0 U	5 U	10 U	5 U	5 U	5 U	5 U	5 U	5 U	5 U	5 ST
1,1,2-Trichloroethane	0.2 U	10.0 U	5 U	10 U	5 U	5 U	5 U	5 U	5 U	5 U	5 U	5 ST
1,1-Dichloroethane	0.4 U	10.0 U	5 U	10 U	5 U	5 U	1 J	5 U	5 U	5 U	5 U	5 ST
1,1-Dichloroethane	0.6 U	10.0 U	5 U	10 U	5 U	5 U	5 U	5 U	5 U	5 U	5 U	5 ST
1,1-Dichloroethane	NA	NA	NA	10 U	NA	NA	NA	NA	NA	NA	NA	5 ST
1,2,3-Trichloropropane	NA	NA	5 U	10 U	5 U	5 U	5 U	5 U	5 U	5 U	5 U	0.04 ST
1,2-Dibromo-3-chloropropane	NA	NA	5 U	10 U	5 U	5 U	5 U	5 U	5 U	5 U	5 U	0.04 ST
1,2-Dibromoethane	NA	NA	5 U	10 U	5 U	5 U	5 U	5 U	5 U	5 U	5 U	5 ST
1,2-Dichlorobenzene	NA	NA	5 U	10 U	5 U	5 U	5 U	5 U	5 U	5 U	5 U	5 ST
1,2-Dichloroethane	0.2 U	10.0 U	5 U	10 U	5 U	5 U	5 U	5 U	5 U	5 U	5 U	0.6 ST
1,2-Dichloroethane (total)	0.4 U	10.0 U	5 U	10 U	5 U	5 U	5 U	5 U	5 U	5 U	5 U	5 ST
1,2-Dichloropropane	0.4 U	10.0 U	5 U	10 U	5 U	5 U	5 U	5 U	5 U	5 U	5 U	5 ST
1,4-Dichlorobenzene	NA	NA	5 U	10 U	5 U	5 U	5 U	5 U	5 U	5 U	5 U	1 ST
2-Butanone	0.2 U	10.0 U	5 U	10 U	5 U	5 U	5 U	5 U	5 U	5 U	5 U	50 GV
2-Hexanone	0.2 U	10.0 U	5 U	10 U	5 U	5 U	5 U	5 U	5 U	5 U	5 U	50 GV
4-Methyl-2-pentanone	0.2 U	10.0 U	5 U	10 U	5 U	5 U	5 U	5 U	5 U	5 U	5 U	50 GV
Acetone	0.4 U	10.0 U	5 U	10 U	5 U	5 U	5 U	5 U	5 U	5 U	5 U	50 GV
Acrylonitrile	NA	NA	5 U	50 U	5 U	5 U	5 U	5 U	5 U	5 U	5 U	50 GV
Benzene	0.4 U	10.0 U	5 U	10 U	5 U	5 U	5 U	5 U	5 U	5 U	5 U	5 ST
Bromochloromethane	NA	NA	5 U	10 U	5 U	5 U	5 U	5 U	5 U	5 U	5 U	5 ST
Bromodichloromethane	0.2 U	10.0 U	5 U	10 U	5 U	5 U	5 U	5 U	5 U	5 U	5 U	50 GV
Bromofrom	0.6 U	10.0 U	5 U	10 U	5 U	5 U	5 U	5 U	5 U	5 U	5 U	50 GV
Bromomethane	0.4 U	10.0 U	5 U	10 U	5 U	5 U	5 U	5 U	5 U	5 U	5 U	50 GV
Carbon disulfide	0.4 U	10.0 U	5 U	10 U	5 U	5 U	5 U	5 U	5 U	5 U	5 U	5 ST
Carbon tetrachloride	0.4 U	10.0 U	5 U	10 U	5 U	5 U	5 U	5 U	5 U	5 U	5 U	60 GV
Chlorobenzene	0.4 U	10.0 U	5 U	10 U	5 U	5 U	5 U	5 U	5 U	5 U	5 U	5 ST
Chloroethane	0.4 U	10.0 U	5 U	10 U	5 U	5 U	5 U	5 U	5 U	5 U	5 U	5 ST
Chloroform	0.2 U	10.0 U	5 U	10 U	5 U	5 U	5 U	5 U	5 U	5 U	5 U	7 ST
Chloromethane	0.6 U	10.0 U	5 U	10 U	5 U	5 U	5 U	5 U	5 U	5 U	5 U	5 ST
cis-1,2-Dichloroethane	NA	NA	5 U	10 U	5 U	5 U	5 U	5 U	5 U	5 U	5 U	5 ST
cis-1,3-Dichloropropene	0.2 U	10.0 U	5 U	10 U	5 U	5 U	5 U	5 U	5 U	5 U	5 U	5 ST
Dibromochloromethane	0.2 U	10.0 U	5 U	10 U	5 U	5 U	5 U	5 U	5 U	5 U	5 U	5 ST
Dibromomethane	NA	NA	5 U	10 U	5 U	5 U	5 U	5 U	5 U	5 U	5 U	0.4 ST
Ethylbenzene	0.4 U	10.0 U	5 U	10 U	5 U	5 U	5 U	5 U	5 U	5 U	5 U	50 GV
Iodomethane	NA	NA	5 U	10 U	5 U	5 U	5 U	5 U	5 U	5 U	5 U	5 ST
Methylene chloride	0.4 U	10.0 U	5 U	10 U	5 U	5 U	5 U	5 U	5 U	5 U	5 U	5 ST
Styrene	0.4 U	10.0 U	5 U	10 U	5 U	5 U	5 U	5 U	5 U	5 U	5 U	5 ST
Tetrachloroethane	0.4 U	10.0 U	5 U	10 U	5 U	5 U	5 U	5 U	5 U	5 U	5 U	5 ST
Toluene	0.4 U	10.0 U	5 U	10 U	5 U	5 U	5 U	5 U	5 U	5 U	5 U	5 ST
TOTAL VOCs	U	U	U	1.8 U	U	U	4 U	U	U	U	U	U
trans-1,2-Dichloroethane	NA	NA	5 U	10 U	5 U	5 U	5 U	5 U	5 U	5 U	5 U	5 ST
trans-1,3-Dichloropropene	0.2 U	10.0 U	5 U	10 U	5 U	5 U	5 U	5 U	5 U	5 U	5 U	0.4 ST
trans-1,4-Dichloro-2-butene	NA	NA	5 U	10 U	5 U	5 U	5 U	5 U	5 U	5 U	5 U	5 ST
Trichloroethane	0.4 U	10.0 U	5 U	1.8 J	5 U	5 U	5 U	5 U	5 U	5 U	5 U	5 ST
Trichlorofluoromethane	NA	NA	5 U	5 U	5 U	5 U	5 U	5 U	5 U	5 U	5 U	5 ST
Vinyl Acetate	NA	NA	5 U	10 U	5 U	5 U	5 U	5 U	5 U	5 U	5 U	5 ST
Vinyl chloride	0.6 U	10.0 U	5 U	10 U	5 U	5 U	5 U	5 U	5 U	5 U	5 U	2 ST
Xylene (total)	0.6 U	10.0 U	5 U	10 U	5 U	5 U	5 U	5 U	5 U	5 U	5 U	5 ST

QUALIFIERS
B: Compound was found in the method blank as well as the sample
U: Compound was analyzed for but not detected at the detection limit shown.
J: Compound was found at a concentration below the detection limit, value estimated
E: Concentration exceeds instrument calibration range, value estimated.
D: Result taken from analysis at a secondary dilution.
U*: Result qualified as non-detect based on validation criteria

NOTES
GV: Guidance Value
ST: Standard
NA: Not Analyzed
J*: Parameter exceeds Standard/Guidance Value
NS: Not Sampled
J*: Result qualified as estimated based on validation criteria

SONIA ROAD LANDFILL
POST CLOSURE GROUNDWATER MONITORING PROGRAM
HISTORIC AND CURRENT SAMPLE RESULTS
VOLATILE ORGANIC COMPOUNDS

Sample ID	MW-02S 10/27/1997 (ug/l)	MW-02S 1/28/1998 (ug/l)	MW-02S 11/30/2000 (ug/l)	MW-02S 1/31/2001 (ug/l)	MW-02S 11/20/2003 (ug/l)	MW-02S 8/21/2003 (ug/l)	MW-02S 5/20/2004 (ug/l)	MW-02S 2/28/2005 (ug/l)	NYSDCE Class GA GROUNDWATER STANDARD/GUIDANCE VALUE
Volatile Organic Compounds									
1,1,1,2-Tetrachloroethane	000630-20-6	NA	5 U	10 U	NS	NS	NS	NS	5 ST
1,1,1-Trichloroethane	000071-55-6	0.6 U	10.0 U	10 U	NS	NS	NS	NS	5 ST
1,1,2,2-Tetrachloroethane	000079-34-5	0.2 U	10.0 U	10 U	NS	NS	NS	NS	5 ST
1,1,1,2-Trichloroethane	000079-00-5	0.2 U	10.0 U	10 U	NS	NS	NS	NS	5 ST
1,1-Dichloroethane	000075-34-3	0.4 U	10.0 U	10 U	NS	NS	NS	NS	5 ST
1,1-Dichloroethane	000075-35-4	0.6 U	10.0 U	10 U	NS	NS	NS	NS	5 ST
1,1-Dichloroethane	000563-58-6	NA	NA	10 U	NS	NS	NS	NS	5 ST
1,2,3-Trichloropropane	000096-12-8	NA	NA	10 U	NS	NS	NS	NS	0.04 ST
1,2-Dibromo-3-chloropropane	000106-93-4	NA	NA	10 U	NS	NS	NS	NS	5 ST
1,2-Dichloroethane	000095-50-1	NA	NA	10 U	NS	NS	NS	NS	3 ST
1,2-Dichloroethane (total)	000107-06-2	0.2 U	10.0 U	10 U	NS	NS	NS	NS	0.6 ST
1,2-Dichloropropane	000340-59-0	0.4 U	10.0 U	10 U	NS	NS	NS	NS	5 ST
1,2-Dichloropropane	000078-87-5	0.4 U	10.0 U	10 U	NS	NS	NS	NS	1 ST
1,4-Dichlorobenzene	000106-46-7	NA	NA	10 U	NS	NS	NS	NS	3 ST
2-Butanone	000078-93-3	0.2 U	10.0 U	5 U	NS	NS	NS	NS	50 GV
2-Hexanone	000591-78-6	0.2 U	10.0 U	5 U	NS	NS	NS	NS	50 GV
4-Methyl-2-pentanone	000108-10-1	0.2 U	10.0 U	5 U	NS	NS	NS	NS	50 GV
Acetone	000067-64-1	0.4 U	10.0 U	5 U	NS	NS	NS	NS	50 GV
Acrylonitrile	000107-13-1	NA	NA	5 U	NS	NS	NS	NS	50 GV
Benzene	000071-43-2	0.4 U	10.0 U	5 U	NS	NS	NS	NS	1 ST
Bromochloromethane	000074-97-5	NA	NA	5 U	NS	NS	NS	NS	5 ST
Bromodichloromethane	000075-27-4	0.2 U	10.0 U	5 U	NS	NS	NS	NS	50 GV
Bromoform	000075-25-2	0.6 U	10.0 U	5 U	NS	NS	NS	NS	50 GV
Bromomethane	000074-83-9	0.4 U	10.0 U	5 U	NS	NS	NS	NS	5 ST
Carbon disulfide	000075-15-0	0.4 U	10.0 U	5 U	NS	NS	NS	NS	60 GV
Carbon tetrachloride	000056-23-5	0.4 U	10.0 U	5 U	NS	NS	NS	NS	5 ST
Chlorobenzene	000108-90-7	0.4 U	10.0 U	5 U	NS	NS	NS	NS	5 ST
Chloroethane	000075-00-3	0.4 U	10.0 U	5 U	NS	NS	NS	NS	5 ST
Chloroform	000067-66-3	0.2 U	10.0 U	5 U	NS	NS	NS	NS	7 ST
Chloromethane	000074-87-3	0.6 U	10.0 U	5 U	NS	NS	NS	NS	5 ST
cis-1,2-Dichloroethane	000156-59-2	NA	NA	5 U	NS	NS	NS	NS	5 ST
cis-1,3-Dichloropropene	010061-01-5	0.2 U	10.0 U	5 U	NS	NS	NS	NS	0.4 ST
Dibromochloromethane	000124-48-1	0.2 U	10.0 U	5 U	NS	NS	NS	NS	50 GV
Dibromomethane	000074-95-3	NA	NA	5 U	NS	NS	NS	NS	5 ST
Ethylbenzene	000100-41-4	0.4 U	10.0 U	5 U	NS	NS	NS	NS	5 ST
Iodomethane	000074-88-4	NA	NA	5 U	NS	NS	NS	NS	5 ST
Methylene chloride	000075-09-2	0.4 U	10.0 U	5 U	NS	NS	NS	NS	5 ST
Styrene	000100-42-5	0.4 U	10.0 U	5 U	NS	NS	NS	NS	5 ST
Tetrachloroethane	000127-18-4	0.4 U	10.0 U	5 U	NS	NS	NS	NS	5 ST
Toluene	000108-88-3	0.4 U	10.0 U	5 U	NS	NS	NS	NS	5 ST
TOTAL VOCs		U	U	U	NS	NS	NS	NS	
trans-1,2-Dichloroethane	000156-60-5	NA	NA	5 U	NS	NS	NS	NS	5 ST
trans-1,3-Dichloropropene	010061-02-6	0.2 U	10.0 U	5 U	NS	NS	NS	NS	0.4 ST
trans-1,4-Dichloro-2-butene	000110-57-6	NA	NA	5 U	NS	NS	NS	NS	5 ST
Trichloroethane	000079-01-6	0.4 U	10.0 U	5 U	NS	NS	NS	NS	5 ST
Trichlorofluoromethane	000075-69-4	NA	NA	5 U	NS	NS	NS	NS	5 ST
Vinyl Acetate	000108-05-4	NA	NA	5 U	NS	NS	NS	NS	-
Vinyl chloride	000075-01-4	0.6 U	10.0 U	5 U	NS	NS	NS	NS	2 ST
Xylene (total)	001330-20-7	0.6 U	10.0 U	5 U	NS	NS	NS	NS	5 ST

QUALIFIERS

B: Compound was found in the method blank as well as the sample
 U: Compound was analyzed for but not detected at the detection limit shown.
 J: Compound was found at a concentration below the detection limit, value estimated
 E: Concentration exceeds instrument calibration range; value estimated.
 D: Result taken from analysis at a secondary dilution.
 U*: Result qualified as non-detect based on validation criteria

NOTES

GV: Guidance Value
 ST: Standard
 NA: Not Analyzed
 J*: Parameter exceeds Standard/Guidance Value
 NS: Not Sampled
 J*: Result qualified as estimated based on validation criteria

APPENDIX A-3

SONIA ROAD LANDFILL
 POST CLOSURE GROUNDWATER MONITORING PROGRAM
 HISTORIC AND CURRENT SAMPLE RESULTS
 VOLATILE ORGANIC COMPOUNDS

Sample ID	CAS #	MW-03D 10/30/1997 (ug/l)	MW-03D 2/2/1998 (ug/l)	MW-03D 12/7/2000 (ug/l)	MW-03D 2/2/2001 (ug/l)					NYSDEC Class GA GROUNDWATER STANDARD/GUIDANCE VALUE
Volatile Organic Compounds										
1,1,1,2-Tetrachloroethane	000630-20-6	NA	NA	5 U	10 U					5 ST
1,1,1-Trichloroethane	000071-55-6	61	18	2 J	2.1 J					5 ST
1,1,2,2-Tetrachloroethane	000079-34-5	2.00 U	10.0 U	5 U	10 U					0.4 ST
1,1,2-Trichloroethane	000079-00-5	2.00 U	10.0 U	5 U	10 U					0.4 ST
1,1-Dichloroethane	000075-34-3	10 J	3.5 J	4 J	3.5 J					3 ST
1,1-Dichloroethene	000075-35-4	9 J	2.9 J	5 U	10 U					5 ST
1,1-Dichloropropane	000563-58-6	NA	NA	NA	10 U					0.6 ST
1,2,3-Trichloropropane	000096-18-4	NA	NA	5 U	10 U					5 ST
1,2-Dibromo-3-chloropropane	000096-12-8	NA	NA	5 U	10 U					5 ST
1,2-Dibromoethane	000106-93-4	NA	NA	5 U	10 U					5 ST
1,2-Dichlorobenzene	000095-50-1	NA	NA	5 U	10 U					5 ST
1,2-Dichloroethane	000107-06-2	1.40 U	10.0 U	5 U	10 U					5 ST
1,2-Dichloroethene (total)	000540-59-0	2.60 U	10.0 U	NA	10 U					5 ST
1,2-Dichloropropane	000078-87-5	1.40 U	10.0 U	5 U	10 U					50 GV
1,4-Dichlorobenzene	000106-46-7	NA	NA	5 U	10 U					5 ST
2-Butanone	000078-93-3	2.20 U	10.0 U	5 U	10 U					5 ST
2-Hexanone	000591-78-6	1.40 U	10.0 U	5 U	10 U					5 ST
4-Methyl-2-pentanone	000108-10-1	1.40 U	10.0 U	5 U	10 U					5 ST
Acetone	000067-64-1	3.40 U	10.0 U	5 U	10 U					5 ST
Acrylonitrile	000107-13-1	NA	NA	5 U	50 U					50 GV
Benzene	000071-43-2	1.40 U	10.0 U	5 U	10 U					5 ST
Bromochloromethane	000074-97-5	NA	NA	5 U	10 U					50 GV
Bromodichloromethane	000075-27-4	1.80 U	10.0 U	5 U	10 U					5 ST
Bromoform	000075-25-2	1.80 U	10.0 U	5 U	10 U					7 ST
Bromomethane	000074-83-9	1.40 U	10.0 U	5 U	10 U					1 ST
Carbon disulfide	000075-15-0	1.20 U	10.0 U	5 U	10 U					5 ST
Carbon tetrachloride	000056-23-5	1.80 U	3.0 J	5 U	10 U					5 ST
Chlorobenzene	000108-90-7	1.40 U	10.0 U	5 U	10 U					5 ST
Chloroethane	000075-00-3	1.40 U	10.0 U	5 U	10 U					5 ST
Chloroform	000067-66-3	1.40 U	10.0 U	5 U	10 U					50 GV
Chloromethane	000074-87-3	1.40 U	10.0 U	5 U	10 U					5 ST
cis-1,2-Dichloroethene	000156-59-2	NA	NA	5 U	10 U					5 ST
cis-1,3-Dichloropropene	010061-01-5	1.40 U	10.0 U	5 U	10 U					2 ST
Dibromochloromethane	000124-48-1	2.20 U	10.0 U	5 U	10 U					5 ST
Dibromomethane	000074-95-3	NA	NA	5 U	10 U					60 GV
Ethylbenzene	000100-41-4	1.40 U	10.0 U	5 U	10 U					50 GV
Iodomethane	000074-88-4	NA	NA	5 U	10 U					5 ST
Methylene chloride	000075-09-2	1.40 U	2.5 J	5 U	10 U					5 ST
Styrene	000100-42-5	1.40 U	10.0 U	5 U	10 U					5 ST
Tetrachloroethene	000127-18-4	1.40 U	2.0 J	5 U	10 U					5 ST
Toluene	000108-88-3	1.20 U	10.0 U	5 U	10 U					1 ST
TOTAL VOCs		81	31.9	6	8.8					50 GV
trans-1,2-Dichloroethene	000156-60-5	NA	NA	5 U	10 U					5 ST
trans-1,3-Dichloropropene	010061-02-6	1.80 U	10.0 U	5 U	10 U					5 ST
trans-1,4-Dichloro-2-butene	000110-57-6	NA	NA	5 U	10 U					5 ST
Trichloroethene	000079-01-6	1 J	10.0 U	5 U	1.1 J					3 ST
Trichlorofluoromethane	000075-69-4	NA	NA	5 U	10 U					0.04 ST
Vinyl Acetate	000108-05-4	NA	NA	5 U	10 U					0.04 ST
Vinyl chloride	000075-01-4	1.40 U	10.0 U	5 U	10 U					5 ST
Xylene (total)	0001330-20-7	1.60 U	10.0 U	5 U	10 U					5 ST

QUALIFIERS
 B: Compound was found in the method blank as well as the sample
 U: Compound was analyzed for but not detected at the detection limit shown.
 J: Compound was found at a concentration below the detection limit, value estimated
 E: Concentration exceeds instrument calibration range; value estimated.
 D: Result taken from analysis at a secondary dilution.
 U*: Result qualified as non-detect based on validation criteria

NOTES
 GV: Guidance Value
 ST: Standard
 NA: Not Analyzed
 NS: Not Sampled
 J*: Result qualified as estimated based on validation criteria

SONIA ROAD LANDFILL
 POST CLOSURE GROUNDWATER MONITORING PROGRAM
 HISTORIC AND CURRENT SAMPLE RESULTS
 VOLATILE ORGANIC COMPOUNDS

Sample ID	Date of Collection	CAS #	MW-031 10/30/1997 (ug/l)	MW-031 2/2/1998 (ug/l)	MW-031 12/7/2000 (ug/l)	MW-031 2/2/2001 (ug/l)								NYSDEC Class GA GROUNDWATER STANDARD/GUIDANCE VALUE
Volatile Organic Compounds														
1,1,1,2-Tetrachloroethane		000630-20-6	NA	NA	5 U	10 U								5 ST
1,1,1-Trichloroethane		000071-55-6	9.8 J	9.8 J	2 J	1.9 J								0.4 ST
1,1,1,2,2-Tetrachloroethane		000079-34-5	2.00 U	10.0 U	5 U	10 U								0.4 ST
1,1,2-Trichloroethane		000079-00-5	2.00 U	10.0 U	5 U	10 U								3 ST
1,1-Dichloroethane		000075-34-3	46	36	2 J	2.4 J								5 ST
1,1-Dichloroethene		000075-35-4	5 J	3.6 J	5 U	10 U								0.6 ST
1,1-Dichloropropene		000563-58-6	NA	NA	NA	10 U								5 ST
1,2,3-Trichloropropane		000096-18-4	NA	NA	5 U	1.5 J								-
1,2-Dibromo-3-chloropropane		000096-12-8	NA	NA	5 U	10 U								-
1,2-Dibromoethane		000106-93-4	NA	NA	5 U	10 U								5 ST
1,2-Dichlorobenzene		000095-50-1	NA	NA	5 U	10 U								5 ST
1,2-Dichloroethane		000107-06-2	1.40 U	10.0 U	5 U	10 U								50 GV
1,2-Dichloroethene (total)		000540-59-0	2.60 U	10.0 U	NA	10 U								5 ST
1,2-Dichloropropane		000078-87-5	1.40 U	10.0 U	5 U	10 U								5 ST
1,4-Dichlorobenzene		000106-46-7	NA	NA	5 U	10 U								5 ST
2-Butanone		000078-93-3	2.20 U	10.0 U	5 U	10 U								5 ST
2-Hexanone		000591-78-6	1.40 U	10.0 U	5 U	10 U								5 ST
4-Methyl-2-pentanone		000108-10-1	1.40 U	10.0 U	5 U	10 U								5 ST
Acetone		000067-64-1	3.40 U	10.0 U	5 U	10 U								5 ST
Acrylonitrile		000107-13-1	NA	NA	5 U	50 U								50 GV
Benzene		000071-43-2	1.40 U	10.0 U	5 U	10 U								5 ST
Bromochloromethane		000074-97-5	NA	NA	5 U	10 U								50 GV
Bromodichloromethane		000075-27-4	1.80 U	10.0 U	5 U	10 U								7 ST
Bromoform		000075-25-2	1.80 U	10.0 U	5 U	10 U								1 ST
Bromomethane		000074-83-9	1.40 U	10.0 U	5 U	10 U								5 ST
Carbon disulfide		000075-15-0	1.20 U	10.0 U	5 U	10 U								5 ST
Carbon tetrachloride		000056-23-5	1.80 U	10.0 U	5 U	10 U								5 ST
Chlorobenzene		000108-90-7	1.40 U	10.0 U	5 U	10 U								5 ST
Chloroethane		000075-00-3	1.40 U	10.0 U	5 U	10 U								5 ST
Chloroform		000067-66-3	1.40 U	10.0 U	5 U	10 U								50 GV
Chloromethane		000074-87-3	1.40 U	10.0 U	5 U	10 U								5 ST
cis-1,2-Dichloroethene		000156-59-2	NA	NA	5 U	10 U								2 ST
cis-1,3-Dichloropropene		010061-01-5	1.40 U	10.0 U	5 U	10 U								5 ST
Dibromochloromethane		000124-48-1	2.20 U	10.0 U	5 U	10 U								5 ST
Dibromomethane		000074-95-3	NA	NA	5 U	10 U								60 GV
Ethylbenzene		000100-41-4	1.40 U	10.0 U	5 U	10 U								50 GV
Iodomethane		000074-88-4	NA	NA	5 U	10 U								5 ST
Methylene chloride		000075-09-2	1.40 U	10.0 U	5 U	10 U								5 ST
Styrene		000100-42-5	1.40 U	10.0 U	5 U	10 U								5 ST
Tetrachloroethene		000127-18-4	1.40 U	10.0 U	5 U	10 U								5 ST
Toluene		000108-88-3	1.20 U	10.0 U	5 U	10 U								1 ST
TOTAL VOCs			66	52.4	4	6.8								50 GV
trans-1,2-Dichloroethene		000156-60-5	NA	NA	5 U	10 U								5 ST
trans-1,3-Dichloropropene		010061-02-6	1.80 U	10.0 U	5 U	10 U								5 ST
trans-1,4-Dichloro-2-butene		000110-57-6	NA	NA	5 U	10 U								5 ST
Trichloroethene		000079-01-6	3 J	3.0 J	5 U	1.0 J								3 ST
Trichlorofluoromethane		000075-69-4	NA	NA	5 U	10 U								0.04 ST
Vinyl Acetate		000108-05-4	NA	NA	5 U	10 U								0.04 ST
Vinyl chloride		000075-01-4	1.40 U	10.0 U	5 U	10 U								5 ST
Xylene (total)		001330-20-7	1.60 U	10.0 U	5 U	10 U								5 ST

QUALIFIERS

B: Compound was found in the method blank as well as the sample
 U: Compound was analyzed for but not detected at the detection limit shown.
 J: Compound found at a concentration below the detection limit, value estimated
 E: Concentration exceeds instrument calibration range, value estimated.
 D: Result taken from analysis at a secondary dilution.
 U*: Result qualified as non-detect based on validation criteria

NOTES

GV: Guidance Value
 ST: Standard
 NA: Not Analyzed
 NS: Not Sampled
 J*: Result qualified as estimated based on validation criteria

APPENDIX A-3

SONIA ROAD LANDFILL
 POST CLOSURE GROUNDWATER MONITORING PROGRAM
 HISTORIC AND CURRENT SAMPLE RESULTS
 VOLATILE ORGANIC COMPOUNDS

Sample ID	MW-03S Date of Collection	MW-03S (ug/l)	MW-03S 12/6/2000	MW-03S 2/2/2001	MW-03S 11/22/2002	MW-03S 8/25/2003	MW-03S 5/24/2004	MW-03S 3/2/2005	MW-03S 1/29/2006	MW-03S 2/22/2007	MW-03S 11/5/2008	NYSDEC Class GA GROUNDWATER STANDARD/GUIDANCE VALUE
Volatile Organic Compounds												
1,1,1,2-Tetrachloroethane	CAS #	10/30/1997	2/2/1998	2/2/2001	11/22/2002	8/25/2003	5/24/2004	3/2/2005	1/29/2006	2/22/2007	11/5/2008	
	000630-20-6	NA	5 U	10 U	5 U	5 U	5 U	5 U	5 U	5 U	5 U	5 ST
1,1,1-Trichloroethane	000071-55-6	1.80 U	10.0 U	10.0 U	5 U	5 U	5 U	5 U	5 U	5 U	5 U	5 ST
1,1,2,2-Tetrachloroethane	000079-34-5	2.20 U	10.0 U	10.0 U	5 U	5 U	5 U	5 U	5 U	5 U	5 U	5 ST
1,1,2-Trichloroethane	000079-00-5	2.00 U	10.0 U	10.0 U	5 U	5 U	5 U	5 U	5 U	5 U	5 U	5 ST
1,1-Dichloroethane	000075-34-3	1.20 U	10.0 U	10.0 U	5 U	5 U	5 U	5 U	5 U	5 U	5 U	5 ST
1,1-Dichloroethene	000075-35-4	1.40 U	10.0 U	10.0 U	5 U	5 U	5 U	5 U	5 U	5 U	5 U	5 ST
1,1-Dichloropropane	000563-58-6	NA	NA	10 U	NA	NA	NA	NA	NA	NA	NA	5 ST
1,2,3-Trichloropropane	000098-18-4	NA	NA	10 U	5 U	5 U	5 U	5 U	5 U	5 U	5 U	5 ST
1,2-Dibromo-3-chloropropane	000096-12-8	NA	NA	10 U	5 U	5 U	5 U	5 U	5 U	5 U	5 U	0.04 ST
1,2-Dibromoethane	000106-93-4	NA	NA	10 U	5 U	5 U	5 U	5 U	5 U	5 U	5 U	0.04 ST
1,2-Dichlorobenzene	000095-50-1	NA	NA	10 U	5 U	5 U	5 U	5 U	5 U	5 U	5 U	5 ST
1,2-Dichloroethane	000107-06-2	1.40 U	10.0 U	10.0 U	5 U	5 U	5 U	5 U	5 U	5 U	5 U	0.6 ST
1,2-Dichloroethene (total)	000540-59-0	2.60 U	10.0 U	10.0 U	NA	NA	NA	NA	NA	NA	NA	5 ST
1,2-Dichloropropane	000078-87-5	1.40 U	10.0 U	10.0 U	5 U	5 U	5 U	5 U	5 U	5 U	5 U	1 ST
2-Butanone	000106-46-7	NA	NA	10 U	5 U	5 U	5 U	5 U	5 U	5 U	5 U	3 ST
2-Hexanone	000591-78-6	1.40 U	10.0 U	10.0 U	5 U	5 U	5 U	5 U	5 U	5 U	5 U	50 GV
4-Methyl-2-pentanone	000108-10-1	1.40 U	10.0 U	10.0 U	5 U	5 U	5 U	5 U	5 U	5 U	5 U	30 GV
Acetone	000067-64-1	3.40 U	10.0 U	10.0 U	5 U	5 U	5 U	5 U	5 U	5 U	5 U	50 GV
Acrylonitrile	000107-13-1	NA	NA	50 U	5 U	5 U	5 U	5 U	5 U	5 U	5 U	50 GV
Benzene	000071-43-2	1.40 U	10.0 U	10.0 U	5 U	5 U	5 U	5 U	5 U	5 U	5 U	5 ST
Bromochloromethane	000074-97-5	NA	NA	10 U	5 U	5 U	5 U	5 U	5 U	5 U	5 U	1 ST
Bromodichloromethane	000075-27-4	1.80 U	10.0 U	10.0 U	5 U	5 U	5 U	5 U	5 U	5 U	5 U	5 ST
Bromoform	000075-25-2	1.80 U	10.0 U	10.0 U	5 U	5 U	5 U	5 U	5 U	5 U	5 U	50 GV
Bromomethane	000074-83-9	1.40 U	10.0 U	10.0 U	5 U	5 U	5 U	5 U	5 U	5 U	5 U	50 GV
Carbon disulfide	000075-15-0	1.20 U	10.0 U	10.0 U	5 U	5 U	5 U	5 U	5 U	5 U	5 U	60 GV
Chlorobenzene	000108-90-7	1.40 U	10.0 U	10.0 U	5 U	5 U	5 U	5 U	5 U	5 U	5 U	5 ST
Chloroethane	000075-00-3	4 J	10.0 U	2.8 J	5 U	5 U	5 U	5 U	5 U	5 U	5 U	5 ST
Chloroform	000067-66-3	1.40 U	10.0 U	10.0 U	5 U	5 U	5 U	5 U	5 U	5 U	5 U	5 ST
Chloromethane	000074-87-3	1.40 U	10.0 U	10.0 U	5 U	5 U	5 U	5 U	5 U	5 U	5 U	7 ST
cis-1,2-Dichloroethene	000156-59-2	NA	NA	10 U	5 U	5 U	5 U	5 U	5 U	5 U	5 U	5 ST
cis-1,3-Dichloropropene	010061-01-5	1.40 U	10.0 U	10.0 U	5 U	5 U	5 U	5 U	5 U	5 U	5 U	0.4 ST
Dibromochloromethane	000124-48-1	2.20 U	10.0 U	10.0 U	5 U	5 U	5 U	5 U	5 U	5 U	5 U	50 GV
Dibromomethane	000074-95-3	NA	NA	10 U	5 U	5 U	5 U	5 U	5 U	5 U	5 U	5 ST
Ethylbenzene	000100-41-4	1.40 U	10.0 U	10.0 U	5 U	5 U	5 U	5 U	5 U	5 U	5 U	5 ST
Iodomethane	000074-88-4	NA	NA	10 U	5 U	5 U	5 U	5 U	5 U	5 U	5 U	5 ST
Methylene chloride	000075-09-2	1.40 U	10.0 U	10.0 U	5 U	5 U	5 U	5 U	5 U	5 U	5 U	5 ST
Styrene	000100-42-5	1.40 U	10.0 U	10.0 U	5 U	5 U	5 U	5 U	5 U	5 U	5 U	5 ST
Tetrahydroethene	000127-18-4	1.40 U	10.0 U	10.0 U	5 U	5 U	5 U	5 U	5 U	5 U	5 U	5 ST
Toluene	000108-88-3	1.20 U	10.0 U	10.0 U	5 U	5 U	5 U	5 U	5 U	5 U	5 U	5 ST
TOTAL VOCs	4	U	U	U	U	U	U	U	U	U	U	U
trans-1,2-Dichloroethene	000156-60-5	NA	NA	10 U	5 U	5 U	5 U	5 U	5 U	5 U	5 U	5 ST
trans-1,3-Dichloropropene	010061-02-6	1.80 U	10.0 U	10.0 U	5 U	5 U	5 U	5 U	5 U	5 U	5 U	0.4 ST
trans-1,4-Dichloro-2-butene	000110-57-6	NA	NA	10 U	5 U	5 U	5 U	5 U	5 U	5 U	5 U	5 ST
Trichloroethene	000079-01-6	1.40 U	10.0 U	10.0 U	5 U	5 U	5 U	5 U	5 U	5 U	5 U	5 ST
Trichlorofluoromethane	000075-69-4	NA	NA	10 U	5 U	5 U	5 U	5 U	5 U	5 U	5 U	5 ST
Vinyl Acetate	000108-05-4	NA	NA	10 U	5 U	5 U	5 U	5 U	5 U	5 U	5 U	5 ST
Vinyl chloride	000075-01-4	1.40 U	10.0 U	10.0 U	5 U	5 U	5 U	5 U	5 U	5 U	5 U	2 ST
Xylene (total)	001330-20-7	1.60 U	10.0 U	10.0 U	5 U	5 U	5 U	5 U	5 U	5 U	5 U	5 ST

QUALIFIERS

B: Compound was found in the method blank as well as the sample
 U: Compound was analyzed for but not detected at the detection limit shown.
 J: Compound was found at a concentration below the detection limit, value estimated
 E: Concentration exceeds instrument calibration range; value estimated.
 D: Result taken from analysis at a secondary dilution.
 U*: Result qualified as non-detect based on validation criteria

NOTES

GV: Guidance Value
 ST: Standard
 NA: Not Analyzed
 NS: Not Sampled
 J*: Result qualified as estimated based on validation criteria

SONIA ROAD LANDFILL
POST CLOSURE GROUNDWATER MONITORING PROGRAM
HISTORIC AND CURRENT SAMPLE RESULTS
VOLATILE ORGANIC COMPOUNDS

Sample ID	10/28/1997	1/28/1998	MW-04D 12/6/2000	MW-04D 2/1/2001	MW-04D 11/21/2002	MW-04D 8/25/2003	MW-04D 5/24/2004	MW-04D 03/01/05	MW-04D 11/30/06	MW-04D 02/23/07	MW-04D 11/3/2008	NYSDEC Class GA GROUNDWATER STANDARD/GUIDANCE VALUE
Date of Collection	(ug/l)	(ug/l)	(ug/l)	(ug/l)	(ug/l)	(ug/l)	(ug/l)	(ug/l)	(ug/l)	(ug/l)	(ug/l)	
Volatiles Organic Compounds	CAS #											
1,1,1,2-Tetrachloroethane	000630-20-6	NA	10 U	5 U	5 U	5 U	5 U	5 U	5 U	5 U	5 U	5 ST
1,1,1-Trichloroethane	000071-55-6	0.6 U	10 U	5 U	5 U	5 U	5 U	5 U	5 U	5 U	5 U	5 ST
1,1,2-Trichloroethane	000079-34-5	0.2 U	10 U	5 U	5 U	5 U	5 U	5 U	5 U	5 U	5 U	5 ST
1,1,2-Trichloroethane	000079-00-5	0.2 U	10 U	5 U	5 U	5 U	5 U	5 U	5 U	5 U	5 U	5 ST
1,1-Dichloroethane	000075-34-3	0.4 U	10 U	5 U	5 U	5 U	5 U	5 U	5 U	5 U	5 U	5 ST
1,1-Dichloroethane	000075-35-4	0.6 U	10 U	5 U	5 U	5 U	5 U	5 U	5 U	5 U	5 U	5 ST
1,1-Dichloroethane	000563-58-6	NA	10 U	NA	NA	NA	NA	NA	NA	NA	NA	5 ST
1,2,3-Trichloropropane	000096-18-4	NA	10 U	5 U	5 U	5 U	5 U	5 U	5 U	5 U	5 U	0.04 ST
1,2-Dibromo-3-chloropropane	000096-12-8	NA	10 U	5 U	5 U	5 U	5 U	5 U	5 U	5 U	5 U	0.04 ST
1,2-Dibromoethane	000106-93-4	NA	10 U	5 U	5 U	5 U	5 U	5 U	5 U	5 U	5 U	5 ST
1,2-Dichlorobenzene	000095-50-1	NA	10 U	5 U	5 U	5 U	5 U	5 U	5 U	5 U	5 U	5 ST
1,2-Dichloroethane	000107-06-2	0.2 U	10 U	5 U	5 U	5 U	5 U	5 U	5 U	5 U	5 U	0.6 ST
1,2-Dichloroethane (total)	000540-59-0	3.0 J	10 U	NA	NA	NA	NA	NA	NA	NA	NA	5 ST
1,2-Dichloropropane	000078-87-5	0.4 U	10 U	5 U	5 U	5 U	5 U	5 U	5 U	5 U	5 U	1 ST
1,4-Dichlorobenzene	000106-46-7	NA	10 U	5 U	5 U	5 U	5 U	5 U	5 U	5 U	5 U	3 ST
2-Butanone	000078-93-3	0.2 U	10 U	5 U	5 U	5 U	5 U	5 U	5 U	5 U	5 U	50 GV
2-Hexanone	000591-78-6	0.2 U	10 U	5 U	5 U	5 U	5 U	5 U	5 U	5 U	5 U	50 GV
4-Methyl-2-pentanone	000108-10-1	0.2 U	10 U	5 U	5 U	5 U	5 U	5 U	5 U	5 U	5 U	-
Acetone	000067-64-1	0.4 U	10 U	5 U	5 U	5 U	5 U	5 U	5 U	5 U	5 U	50 GV
Acrylonitrile	000107-13-1	NA	50 U	5 U	5 U	5 U	5 U	5 U	5 U	5 U	5 U	5 ST
Benzene	000071-43-2	0.4 U	10 U	5 U	5 U	5 U	5 U	5 U	5 U	5 U	5 U	1 ST
Bromochloromethane	000074-97-5	NA	10 U	5 U	5 U	5 U	5 U	5 U	5 U	5 U	5 U	5 ST
Bromodichloromethane	000075-27-4	0.2 U	10 U	5 U	5 U	5 U	5 U	5 U	5 U	5 U	5 U	50 GV
Bromoform	000075-25-2	0.6 U	10 U	5 U	5 U	5 U	5 U	5 U	5 U	5 U	5 U	50 GV
Bromomethane	000074-83-9	0.4 U	10 U	5 U	5 U	5 U	5 U	5 U	5 U	5 U	5 U	5 ST
Carbon disulfide	000075-15-0	0.4 U	10 U	5 U	5 U	5 U	5 U	5 U	5 U	5 U	5 U	60 GV
Carbon tetrachloride	000056-23-5	0.4 U	10 U	5 U	5 U	5 U	5 U	5 U	5 U	5 U	5 U	5 ST
Chlorobenzene	000108-90-7	1 J	10 U	5 U	5 U	5 U	5 U	5 U	5 U	5 U	5 U	5 ST
Chloroethane	000075-00-3	1 J	2.5 J	4 J	3 J	3 J	3 J	4 J	3 J	3 J	3 J	5 ST
Chloroform	000067-66-3	0.2 U	10 U	5 U	5 U	5 U	5 U	5 U	5 U	5 U	5 U	7 ST
Chloromethane	000074-87-3	0.6 U	10 U	5 U	5 U	5 U	5 U	5 U	5 U	5 U	5 U	5 ST
cis-1,2-Dichloroethane	000156-59-2	NA	10 U	5 U	5 U	5 U	5 U	5 U	5 U	5 U	5 U	5 ST
cis-1,3-Dichloropropene	010061-01-5	0.2 U	10 U	5 U	5 U	5 U	5 U	5 U	5 U	5 U	5 U	0.4 ST
Dibromochloromethane	000124-48-1	0.2 U	10 U	5 U	5 U	5 U	5 U	5 U	5 U	5 U	5 U	50 GV
Dibromomethane	000074-95-3	NA	10 U	5 U	5 U	5 U	5 U	5 U	5 U	5 U	5 U	5 ST
Ethylbenzene	000100-41-4	0.4 U	10 U	5 U	5 U	5 U	5 U	5 U	5 U	5 U	5 U	5 ST
Iodomethane	000074-88-4	NA	10 U	5 U	5 U	5 U	5 U	5 U	5 U	5 U	5 U	5 ST
Methylene chloride	000075-09-2	0.4 U	10 U	5 U	5 U	5 U	5 U	5 U	5 U	5 U	5 U	5 ST
Styrene	000100-42-5	0.4 U	10 U	5 U	5 U	5 U	5 U	5 U	5 U	5 U	5 U	5 ST
Tetrahydroethene	000127-18-4	4 J	2.5 J	5 U	5 U	5 U	5 U	5 U	5 U	5 U	5 U	5 ST
Toluene	000108-88-3	0.4 U	10 U	5 U	5 U	5 U	5 U	5 U	5 U	5 U	5 U	5 ST
TOTAL VOCs	23	32.5	4	2.5	1	3	4	4	3	4	4	U
trans-1,2-Dichloroethene	000156-60-5	NA	10 U	5 U	5 U	5 U	5 U	5 U	5 U	5 U	5 U	5 ST
trans-1,3-Dichloropropene	010061-02-6	0.2 U	10 U	5 U	5 U	5 U	5 U	5 U	5 U	5 U	5 U	0.4 ST
trans-1,4-Dichloro-2-butene	000110-57-6	NA	10 U	5 U	5 U	5 U	5 U	5 U	5 U	5 U	5 U	5 ST
Trichloroethene	000079-01-6	0.4 U	10 U	5 U	5 U	5 U	5 U	5 U	5 U	5 U	5 U	5 ST
Trichlorofluoromethane	000075-69-4	NA	10 U	5 U	5 U	5 U	5 U	5 U	5 U	5 U	5 U	5 ST
Vinyl Acetate	000108-05-4	NA	10 U	5 U	5 U	5 U	5 U	5 U	5 U	5 U	5 U	5 ST
Vinyl chloride	000075-01-4	0.6 U	10 U	5 U	5 U	5 U	5 U	5 U	5 U	5 U	5 U	2 ST
Xylene (total)	001330-20-7	0.6 U	10 U	5 U	5 U	5 U	5 U	5 U	5 U	5 U	5 U	5 ST

QUALIFIERS

B: Compound was found in the method blank as well as the sample
 GV: Guidance Value
 J: Compound was analyzed for but not detected at the detection limit shown.
 J*: Compound was found at a concentration below the detection limit, value estimated
 E: Concentration exceeds instrument calibration range, value estimated.
 D: Result taken from analysis at a secondary dilution.
 U*: Result qualified as non-detect based on validation criteria

NOTES

GV: Guidance Value
 ST: Standard
 NA: Not Analyzed
 NS: Not Sampled
 J*: Result qualified as estimated based on validation criteria

SONIA ROAD LANDFILL
 POST CLOSURE GROUNDWATER MONITORING PROGRAM
 HISTORIC AND CURRENT SAMPLE RESULTS
 VOLATILE ORGANIC COMPOUNDS

Sample ID	MW-041 10/29/1997	MW-041 1/28/1998	MW-041 12/16/2000	MW-041 2/1/2001	MW-041 11/22/2002	MW-041 8/22/2003	MW-041 5/24/2004	MW-041 03/01/05	MW-041 11/30/06	MW-041 02/23/07	MW-041 11/14/2008	NYSDEC Class GA GROUNDWATER STANDARD/GUIDANCE VALUE
Volatiles Organic Compounds	CAS #	(ug/l)	(ug/l)	(ug/l)	(ug/l)	(ug/l)	(ug/l)	(ug/l)	(ug/l)	(ug/l)	(ug/l)	
1,1,1,2-Tetrachloroethane	000630-20-6	NA	10.0	5.0	5.0	5.0	5.0	5.0	5.0	5.0	5.0	5.0
1,1,1-Trichloroethane	000071-55-6	0.6 U	10.0	5.0	5.0	5.0	5.0	5.0	5.0	5.0	5.0	5.0
1,1,2,2-Tetrachloroethane	000079-34-5	0.2 U	10.0	5.0	5.0	5.0	5.0	5.0	5.0	5.0	5.0	5.0
1,1,2-Trichloroethane	000079-00-5	0.2 U	10.0	5.0	5.0	5.0	5.0	5.0	5.0	5.0	5.0	5.0
1,1-Dichloroethane	000075-34-3	0.4 U	10.0	5.0	5.0	5.0	5.0	5.0	5.0	5.0	5.0	5.0
1,1-Dichloroethene	000075-35-4	0.6 U	10.0	5.0	5.0	5.0	5.0	5.0	5.0	5.0	5.0	5.0
1,1-Dichloropropene	000563-58-6	NA	10.0	5.0	5.0	5.0	5.0	5.0	5.0	5.0	5.0	5.0
1,2,3-Trichloropropane	000096-18-4	NA	10.0	5.0	5.0	5.0	5.0	5.0	5.0	5.0	5.0	5.0
1,2-Dibromo-3-chloropropane	000096-12-8	NA	10.0	5.0	5.0	5.0	5.0	5.0	5.0	5.0	5.0	0.04 ST
1,2-Dibromoethane	000106-93-4	NA	10.0	5.0	5.0	5.0	5.0	5.0	5.0	5.0	5.0	5.0
1,2-Dichlorobenzene	000095-50-1	NA	10.0	5.0	5.0	5.0	5.0	5.0	5.0	5.0	5.0	5.0
1,2-Dichloroethane	000107-06-2	0.2 U	10.0	5.0	5.0	5.0	5.0	5.0	5.0	5.0	5.0	0.6 ST
1,2-Dichloroethene (total)	000078-87-5	0.4 U	10.0	5.0	5.0	5.0	5.0	5.0	5.0	5.0	5.0	5.0
1,2-Dichloropropane	000540-59-0	0.4 U	10.0	5.0	5.0	5.0	5.0	5.0	5.0	5.0	5.0	5.0
1,4-Dichlorobenzene	000106-46-7	NA	10.0	5.0	5.0	5.0	5.0	5.0	5.0	5.0	5.0	5.0
2-Butanone	000078-93-3	0.2 U	10.0	5.0	5.0	5.0	5.0	5.0	5.0	5.0	5.0	5.0
2-Hexanone	000591-78-6	0.2 U	10.0	5.0	5.0	5.0	5.0	5.0	5.0	5.0	5.0	50.0 GV
4-Methyl-2-pentanone	000108-10-1	3 J	10.0	5.0	5.0	5.0	5.0	5.0	5.0	5.0	5.0	50.0 GV
Acetone	000067-64-1	5 J	10.0	5.0	5.0	5.0	5.0	5.0	5.0	5.0	5.0	5.0
Acrylonitrile	000107-13-1	NA	50.0	5.0	5.0	5.0	5.0	5.0	5.0	5.0	5.0	50.0 GV
Benzene	000071-43-2	0.4 U	10.0	5.0	5.0	5.0	5.0	5.0	5.0	5.0	5.0	5.0
Bromochloromethane	000074-97-5	NA	10.0	5.0	5.0	5.0	5.0	5.0	5.0	5.0	5.0	5.0
Bromodichloromethane	000075-27-4	0.2 U	10.0	5.0	5.0	5.0	5.0	5.0	5.0	5.0	5.0	5.0
Bromoform	000075-25-2	0.6 U	10.0	5.0	5.0	5.0	5.0	5.0	5.0	5.0	5.0	50.0 GV
Bromomethane	000074-83-9	0.4 U	10.0	5.0	5.0	5.0	5.0	5.0	5.0	5.0	5.0	5.0
Carbon disulfide	000075-15-0	0.4 U	10.0	5.0	5.0	5.0	5.0	5.0	5.0	5.0	5.0	5.0
Carbon tetrachloride	000056-23-5	0.4 U	10.0	5.0	5.0	5.0	5.0	5.0	5.0	5.0	5.0	60.0 GV
Chlorobenzene	000108-90-7	0.4 U	1.4 J	2 J	2 J	3 J	1 J	3 J	5 U	5 U	5 U	5.0
Chloroethane	000075-00-3	20	8.6 J	6.5	11	11	5.8	10	5 U	5 U	5 U	5.0
Chloroform	000067-66-3	0.2 U	10.0	5.0	5.0	5.0	5.0	5.0	5.0	5.0	5.0	5.0
Chloromethane	000074-87-3	0.6 U	10.0	5.0	5.0	5.0	5.0	5.0	5.0	5.0	5.0	5.0
cis-1,2-Dichloroethene	000156-59-2	NA	10.0	5.0	5.0	5.0	5.0	5.0	5.0	5.0	5.0	5.0
cis-1,3-Dichloropropene	010061-01-5	0.2 U	10.0	5.0	5.0	5.0	5.0	5.0	5.0	5.0	5.0	0.4 ST
Dibromochloromethane	000124-48-1	0.2 U	10.0	5.0	5.0	5.0	5.0	5.0	5.0	5.0	5.0	50.0 GV
Dibromomethane	000074-95-3	NA	10.0	5.0	5.0	5.0	5.0	5.0	5.0	5.0	5.0	5.0
Ethylbenzene	000100-41-4	0.4 U	10.0	5.0	5.0	5.0	5.0	5.0	5.0	5.0	5.0	5.0
Iodomethane	000074-88-4	NA	10.0	5.0	5.0	5.0	5.0	5.0	5.0	5.0	5.0	5.0
Methylene chloride	000075-09-2	0.4 U	10.0	5.0	5.0	5.0	5.0	5.0	5.0	5.0	5.0	5.0
Styrene	000100-42-5	0.4 U	10.0	5.0	5.0	5.0	5.0	5.0	5.0	5.0	5.0	5.0
Tetrachloroethene	000127-18-4	0.4 U	10.0	5.0	5.0	5.0	5.0	5.0	5.0	5.0	5.0	5.0
Toluene	000108-88-3	1 J	10.0	5.0	5.0	5.0	5.0	5.0	5.0	5.0	5.0	5.0
TOTAL VOCs		29	8.6	6.5	13	8	59	15	1	U	U	
trans-1,2-Dichloroethene	000156-60-5	NA	10.0	5.0	5.0	5.0	5.0	5.0	5.0	5.0	5.0	5.0
trans-1,3-Dichloropropene	010061-02-6	0.2 U	10.0	5.0	5.0	5.0	5.0	5.0	5.0	5.0	5.0	5.0
trans-1,4-Dichloro-2-butene	000110-57-6	NA	10.0	5.0	5.0	5.0	5.0	5.0	5.0	5.0	5.0	0.4 ST
Trichloroethene	000079-01-6	0.4 U	10.0	5.0	5.0	5.0	5.0	5.0	5.0	5.0	5.0	5.0
Trichlorofluoromethane	000075-69-4	NA	10.0	5.0	5.0	5.0	5.0	5.0	5.0	5.0	5.0	5.0
Vinyl Acetate	000108-05-4	NA	10.0	5.0	5.0	5.0	5.0	5.0	5.0	5.0	5.0	5.0
Vinyl chloride	000075-01-4	0.6 U	10.0	5.0	5.0	5.0	5.0	5.0	5.0	5.0	5.0	5.0
Xylene (total)	001330-20-7	0.6 U	10.0	5.0	5.0	5.0	5.0	5.0	5.0	5.0	5.0	5.0

QUALIFIERS
 B: Compound was found in the method blank as well as the sample
 U: Compound was analyzed for but not detected at the detection limit shown.
 J: Compound was found at a concentration below the detection limit, value estimated
 E: Concentration exceeds instrument calibration range, value estimated.
 D: Result taken from analysis at a secondary dilution.
 U*: Result qualified as non-detect based on validation criteria

NOTES
 GV: Guidance Value
 ST: Standard
 NA: Not Analyzed
 NS: Not Sampled
 J*: Result qualified as estimated based on validation criteria

SONIA ROAD LANDFILL
POST CLOSURE GROUNDWATER MONITORING PROGRAM
HISTORIC AND CURRENT SAMPLE RESULTS
VOLATILE ORGANIC COMPOUNDS

Sample ID	MW-04S Date of Collection	MW-04S (ug/l)	MW-04S 10/29/1997	MW-04S 2/21/1998	MW-04S 12/6/2000	MW-04S 2/1/2001	MW-04S 11/22/2002	MW-04S 8/25/2003	MW-04S 5/24/2004	MW-04S 3/1/2005	MW-04S 11/30/2006	MW-04S 3/2/2007	MW-04S 11/3/2008	NYSDEC Class GA GROUNDWATER STANDARD/GUIDANCE VALUE
	CAS #													
1,1,1,2-Tetrachloroethane	000630-20-6	NA	10.0	10.0	5.0	5.0	5.0	5.0	5.0	5.0	5.0	5.0	5.0	5.0
1,1,1-Trichloroethane	000071-55-6	0.6 U	10.0	10.0	5.0	5.0	5.0	5.0	5.0	5.0	5.0	5.0	5.0	5.0
1,1,2,2-Tetrachloroethane	000079-34-5	0.2 U	10.0	10.0	5.0	5.0	5.0	5.0	5.0	5.0	5.0	5.0	5.0	5.0
1,1,2-Trichloroethane	000079-00-5	0.2 U	10.0	10.0	5.0	5.0	5.0	5.0	5.0	5.0	5.0	5.0	5.0	5.0
1,1-Dichloroethane	000075-34-3	0.4 U	10.0	10.0	5.0	5.0	5.0	5.0	5.0	5.0	5.0	5.0	5.0	5.0
1,1-Dichloroethene	000075-35-4	0.6 U	10.0	10.0	5.0	5.0	5.0	5.0	5.0	5.0	5.0	5.0	5.0	5.0
1,1-Dichloropropene	000563-58-6	NA	NA	NA	NA	NA	NA	NA	NA	NA	NA	NA	NA	5.0
1,2,3-Trichloropropane	000096-18-4	NA	10.0	10.0	5.0	5.0	5.0	5.0	5.0	5.0	5.0	5.0	5.0	5.0
1,2-Dibromo-3-chloropropane	000096-12-8	NA	10.0	10.0	5.0	5.0	5.0	5.0	5.0	5.0	5.0	5.0	5.0	5.0
1,2-Dibromoethane	000106-93-4	NA	10.0	10.0	5.0	5.0	5.0	5.0	5.0	5.0	5.0	5.0	5.0	5.0
1,2-Dichloroethane	000107-06-2	0.2 U	10.0	10.0	5.0	5.0	5.0	5.0	5.0	5.0	5.0	5.0	5.0	5.0
1,2-Dichloroethene (total)	000540-59-0	0.4 U	10.0	10.0	5.0	5.0	5.0	5.0	5.0	5.0	5.0	5.0	5.0	5.0
1,2-Dichloropropane	000078-87-5	0.4 U	10.0	10.0	5.0	5.0	5.0	5.0	5.0	5.0	5.0	5.0	5.0	5.0
1,4-Dichlorobenzene	000106-46-7	NA	10.0	10.0	5.0	5.0	5.0	5.0	5.0	5.0	5.0	5.0	5.0	5.0
2-Butanone	000078-93-3	0.2 U	10.0	10.0	5.0	5.0	5.0	5.0	5.0	5.0	5.0	5.0	5.0	5.0
2-Hexanone	000591-78-6	0.2 U	10.0	10.0	5.0	5.0	5.0	5.0	5.0	5.0	5.0	5.0	5.0	5.0
4-Methyl-2-pentanone	000108-10-1	0.2 U	10.0	10.0	5.0	5.0	5.0	5.0	5.0	5.0	5.0	5.0	5.0	5.0
Acetone	000067-64-1	0.4 U	3.4 J	5.0	5.0	5.0	5.0	5.0	5.0	5.0	5.0	5.0	5.0	5.0
Acrylonitrile	000107-13-1	NA	NA	5.0	5.0	5.0	5.0	5.0	5.0	5.0	5.0	5.0	5.0	5.0
Benzene	000071-43-2	0.4 U	10.0	10.0	5.0	5.0	5.0	5.0	5.0	5.0	5.0	5.0	5.0	5.0
Bromochloromethane	000074-97-5	NA	10.0	10.0	5.0	5.0	5.0	5.0	5.0	5.0	5.0	5.0	5.0	5.0
Bromodichloromethane	000075-27-4	0.2 U	10.0	10.0	5.0	5.0	5.0	5.0	5.0	5.0	5.0	5.0	5.0	5.0
Bromoform	000075-25-2	0.6 U	10.0	10.0	5.0	5.0	5.0	5.0	5.0	5.0	5.0	5.0	5.0	5.0
Bromomethane	000074-83-9	0.4 U	10.0	10.0	5.0	5.0	5.0	5.0	5.0	5.0	5.0	5.0	5.0	5.0
Carbon disulfide	000075-15-0	0.4 U	10.0	10.0	5.0	5.0	5.0	5.0	5.0	5.0	5.0	5.0	5.0	5.0
Carbon tetrachloride	000056-23-5	0.4 U	10.0	10.0	5.0	5.0	5.0	5.0	5.0	5.0	5.0	5.0	5.0	5.0
Chlorobenzene	000108-90-7	4 J	3.0 J	3.0 J	3.0 J	3.0 J	3.0 J	3.0 J	3.0 J	3.0 J	3.0 J	3.0 J	3.0 J	3.0 J
Chloroethane	000075-00-3	8 J	7.2 U	5.0	5.0	5.0	5.0	5.0	5.0	5.0	5.0	5.0	5.0	5.0
Chloroform	000067-66-3	0.2 U	10.0	10.0	5.0	5.0	5.0	5.0	5.0	5.0	5.0	5.0	5.0	5.0
Chloromethane	000074-87-3	0.6 U	10.0	10.0	5.0	5.0	5.0	5.0	5.0	5.0	5.0	5.0	5.0	5.0
cis-1,2-Dichloroethane	000156-59-2	NA	10.0	10.0	5.0	5.0	5.0	5.0	5.0	5.0	5.0	5.0	5.0	5.0
cis-1,3-Dichloropropene	010061-01-5	0.2 U	10.0	10.0	5.0	5.0	5.0	5.0	5.0	5.0	5.0	5.0	5.0	5.0
Dibromochloromethane	000124-48-1	0.2 U	10.0	10.0	5.0	5.0	5.0	5.0	5.0	5.0	5.0	5.0	5.0	5.0
Dibromomethane	000074-95-3	NA	10.0	10.0	5.0	5.0	5.0	5.0	5.0	5.0	5.0	5.0	5.0	5.0
Ethylbenzene	000100-41-4	0.4 U	10.0	10.0	5.0	5.0	5.0	5.0	5.0	5.0	5.0	5.0	5.0	5.0
Iodomethane	000074-88-4	NA	10.0	10.0	5.0	5.0	5.0	5.0	5.0	5.0	5.0	5.0	5.0	5.0
Methylene chloride	000075-09-2	0.4 U	10.0	10.0	5.0	5.0	5.0	5.0	5.0	5.0	5.0	5.0	5.0	5.0
Styrene	000100-42-5	0.4 U	10.0	10.0	5.0	5.0	5.0	5.0	5.0	5.0	5.0	5.0	5.0	5.0
Tetrachloroethene	000127-18-4	0.4 U	10.0	10.0	5.0	5.0	5.0	5.0	5.0	5.0	5.0	5.0	5.0	5.0
Toluene	000108-88-3	0.4 U	10.0	10.0	5.0	5.0	5.0	5.0	5.0	5.0	5.0	5.0	5.0	5.0
TOTAL VOCs		12	13.6	8	11.2	7	2	4	5	2	5	4	2 J*	5 ST
trans-1,2-Dichloroethene	000156-60-5	NA	10.0	10.0	5.0	5.0	5.0	5.0	5.0	5.0	5.0	5.0	5.0	5.0
trans-1,3-Dichloropropene	010061-02-6	0.2 U	10.0	10.0	5.0	5.0	5.0	5.0	5.0	5.0	5.0	5.0	5.0	5.0
trans-1,4-Dichloro-2-butene	000110-57-6	NA	10.0	10.0	5.0	5.0	5.0	5.0	5.0	5.0	5.0	5.0	5.0	5.0
Trichloroethene	000079-01-6	0.4 U	10.0	10.0	5.0	5.0	5.0	5.0	5.0	5.0	5.0	5.0	5.0	5.0
Trichlorofluoromethane	000075-69-4	NA	10.0	10.0	5.0	5.0	5.0	5.0	5.0	5.0	5.0	5.0	5.0	5.0
Vinyl Acetate	000108-05-4	NA	10.0	10.0	5.0	5.0	5.0	5.0	5.0	5.0	5.0	5.0	5.0	5.0
Vinyl chloride	000075-01-4	0.6 U	10.0	10.0	5.0	5.0	5.0	5.0	5.0	5.0	5.0	5.0	5.0	5.0
Xylene (total)	001330-20-7	0.6 U	10.0	10.0	5.0	5.0	5.0	5.0	5.0	5.0	5.0	5.0	5.0	5.0

QUALIFIERS
 B: Compound was found in the method blank as well as the sample
 U: Compound was analyzed for but not detected at the detection limit shown.
 J: Compound was found at a concentration below the detection limit, value estimated
 E: Concentration exceeds instrument calibration range, value estimated.
 D: Result taken from analysis at a secondary dilution.
 U*: Result qualified as non-detect based on validation criteria

NOTES
 GV: Guidance Value
 ST: Standard
 NA: Not Analyzed
 NA*: Parameter exceeds Standard/Guidance Value
 NS: Not Sampled
 J*: Result qualified as estimated based on validation criteria

APPENDIX A-3

SONIA ROAD LANDFILL
POST CLOSURE GROUNDWATER MONITORING PROGRAM
HISTORIC AND CURRENT SAMPLE RESULTS
VOLATILE ORGANIC COMPOUNDS

Sample ID	MW-05D 10/29/1997	MW-05D 2/31/998	MW-05D 12/8/2000	MW-05D 2/2/2001	MW-05D 11/22/2002	MW-05D 8/25/2003	MW-05D 5/25/2004	MW-05D 03/02/05	MW-05D 11/30/06	MW-05D 02/21/07	MW-05D 11/5/2008	NYSDEC Class GA GROUNDWATER STANDARD/GUIDANCE VALUE
	(ug/l)	(ug/l)	(ug/l)	(ug/l)	(ug/l)	(ug/l)	(ug/l)	(ug/l)	(ug/l)	(ug/l)	(ug/l)	
Volatile Organic Compounds												
1,1,1,2-Tetrachloroethane	NA	10.0	5.0	10.0	5.0	5.0	5.0	5.0	5.0	5.0	5.0	5.0
1,1,1-Trichloroethane	0.6	10.0	5.0	10.0	5.0	5.0	5.0	5.0	5.0	5.0	5.0	5.0
1,1,2,2-Tetrachloroethane	0.2	10.0	5.0	10.0	5.0	5.0	5.0	5.0	5.0	5.0	5.0	5.0
1,1,2-Trichloroethane	0.2	10.0	5.0	10.0	5.0	5.0	5.0	5.0	5.0	5.0	5.0	5.0
1,1-Dichloroethane	1.1	10.0	5.0	10.0	5.0	5.0	5.0	5.0	5.0	5.0	5.0	5.0
1,1-Dichloroethene	0.6	10.0	5.0	10.0	5.0	5.0	5.0	5.0	5.0	5.0	5.0	5.0
1,1-Dichloropropene	NA	10.0	5.0	10.0	5.0	5.0	5.0	5.0	5.0	5.0	5.0	5.0
1,2,3-Trichloropropane	0.0096	18.4	5.0	10.0	5.0	5.0	5.0	5.0	5.0	5.0	5.0	0.04 ST
1,2-Dibromo-3-chloropropane	NA	10.0	5.0	10.0	5.0	5.0	5.0	5.0	5.0	5.0	5.0	0.04 ST
1,2-Dibromoethane	NA	10.0	5.0	10.0	5.0	5.0	5.0	5.0	5.0	5.0	5.0	5.0
1,2-Dichlorobenzene	NA	10.0	5.0	10.0	5.0	5.0	5.0	5.0	5.0	5.0	5.0	3.0
1,2-Dichloroethane	0.2	10.0	5.0	10.0	5.0	5.0	5.0	5.0	5.0	5.0	5.0	0.6 ST
1,2-Dichloroethene (total)	0.4	10.0	5.0	10.0	5.0	5.0	5.0	5.0	5.0	5.0	5.0	5.0
1,2-Dichloropropane	0.4	10.0	5.0	10.0	5.0	5.0	5.0	5.0	5.0	5.0	5.0	1.0
1,4-Dichlorobenzene	NA	10.0	5.0	10.0	5.0	5.0	5.0	5.0	5.0	5.0	5.0	5.0
2-Butanone	0.00106	46.7	5.0	10.0	5.0	5.0	5.0	5.0	5.0	5.0	5.0	5.0
2-Hexanone	0.00078	93.3	5.0	10.0	5.0	5.0	5.0	5.0	5.0	5.0	5.0	5.0
2-Hexanone	0.00591	78.6	5.0	10.0	5.0	5.0	5.0	5.0	5.0	5.0	5.0	50.0
4-Methyl-2-pentanone	0.2	10.0	5.0	10.0	5.0	5.0	5.0	5.0	5.0	5.0	5.0	50.0
Acetone	0.00067	64.1	5.0	10.0	5.0	5.0	5.0	5.0	5.0	5.0	5.0	50.0
Acrylonitrile	0.00107	13.1	5.0	10.0	5.0	5.0	5.0	5.0	5.0	5.0	5.0	5.0
Benzene	0.00071	43.2	5.0	10.0	5.0	5.0	5.0	5.0	5.0	5.0	5.0	1.0
Bromochloromethane	0.00074	97.5	5.0	10.0	5.0	5.0	5.0	5.0	5.0	5.0	5.0	5.0
Bromodichloromethane	0.2	10.0	5.0	10.0	5.0	5.0	5.0	5.0	5.0	5.0	5.0	5.0
Bromofom	0.00075	25.2	5.0	10.0	5.0	5.0	5.0	5.0	5.0	5.0	5.0	5.0
Bromomethane	0.00074	83.9	5.0	10.0	5.0	5.0	5.0	5.0	5.0	5.0	5.0	5.0
Carbon disulfide	0.4	10.0	5.0	10.0	5.0	5.0	5.0	5.0	5.0	5.0	5.0	60.0
Carbon tetrachloride	0.4	10.0	5.0	10.0	5.0	5.0	5.0	5.0	5.0	5.0	5.0	5.0
Chlorobenzene	0.00108	90.7	2.1	3.4	5.0	5.0	5.0	5.0	5.0	5.0	5.0	5.0
Chloroethane	0.00075	00.3	5.0	10.0	5.0	5.0	5.0	5.0	5.0	5.0	5.0	5.0
Chloroform	0.2	10.0	5.0	10.0	5.0	5.0	5.0	5.0	5.0	5.0	5.0	5.0
Chloromethane	0.00074	87.3	5.0	10.0	5.0	5.0	5.0	5.0	5.0	5.0	5.0	7.0
cis-1,2-Dichloroethane	NA	10.0	5.0	10.0	5.0	5.0	5.0	5.0	5.0	5.0	5.0	5.0
cis-1,3-Dichloropropene	0.2	10.0	5.0	10.0	5.0	5.0	5.0	5.0	5.0	5.0	5.0	5.0
Dibromochloromethane	0.00124	48.1	5.0	10.0	5.0	5.0	5.0	5.0	5.0	5.0	5.0	50.0
Dibromomethane	0.00074	95.3	5.0	10.0	5.0	5.0	5.0	5.0	5.0	5.0	5.0	5.0
Ethylbenzene	0.00100	41.4	5.0	10.0	5.0	5.0	5.0	5.0	5.0	5.0	5.0	5.0
Iodomethane	0.00074	88.4	5.0	10.0	5.0	5.0	5.0	5.0	5.0	5.0	5.0	5.0
Methylene chloride	0.4	10.0	5.0	10.0	5.0	5.0	5.0	5.0	5.0	5.0	5.0	5.0
Styrene	0.00100	42.5	5.0	10.0	5.0	5.0	5.0	5.0	5.0	5.0	5.0	5.0
Tetrachloroethane	3.1	10.0	5.0	1.2	1.1	2.1	2.1	5.0	5.0	5.0	5.0	5.0
Toluene	0.4	10.0	5.0	1.1	1.1	5.0	5.0	5.0	5.0	5.0	5.0	5.0
TOTAL VOCs	6	3.9	3	7	2	2	2	U	U	U	2	2
trans-1,2-Dichloroethene	NA	10.0	5.0	10.0	5.0	5.0	5.0	5.0	5.0	5.0	5.0	5.0
trans-1,3-Dichloropropene	0.2	10.0	5.0	10.0	5.0	5.0	5.0	5.0	5.0	5.0	5.0	0.4 ST
trans-1,4-Dichloro-2-butene	NA	10.0	5.0	10.0	5.0	5.0	5.0	5.0	5.0	5.0	5.0	5.0
Trichloroethene	0.4	10.0	5.0	10.0	5.0	5.0	5.0	5.0	5.0	5.0	5.0	5.0
Trichlorofluoromethane	NA	10.0	5.0	10.0	5.0	5.0	5.0	5.0	5.0	5.0	5.0	5.0
Vinyl Acetate	NA	10.0	5.0	10.0	5.0	5.0	5.0	5.0	5.0	5.0	5.0	5.0
Vinyl chloride	0.6	10.0	5.0	10.0	5.0	5.0	5.0	5.0	5.0	5.0	5.0	2.0
Xylene (total)	0.6	10.0	5.0	10.0	5.0	5.0	5.0	5.0	5.0	5.0	5.0	5.0

QUALIFIERS

B: Compound was found in the method blank as well as the sample.
 U: Compound was analyzed for but not detected at the detection limit shown.
 J: Compound was found at a concentration below the detection limit, value estimated
 E: Concentration exceeds instrument calibration range; value estimated.
 D: Result taken from analysis at a secondary dilution.
 U*: Result qualified as non-detect based on validation criteria

NOTES

GV: Guidance Value
 ST: Standard
 NA: Not Analyzed
 : Parameter exceeds Standard/Guidance Value
 NS: Not Sampled
 J*: Result qualified as estimated based on validation criteria

APPENDIX A-3

SONIA ROAD LANDFILL
POST CLOSURE GROUNDWATER MONITORING PROGRAM
HISTORIC AND CURRENT SAMPLE RESULTS
VOLATILE ORGANIC COMPOUNDS

Sample ID	CAS #	MW-05S 10/29/1997 (ug/l)	MW-05S 2/3/1998 (ug/l)	MW-05S 12/8/2000 (ug/l)	MW-05S 2/2/2001 (ug/l)	MW-05S 11/22/2002 (ug/l)	MW-05S 8/25/2003 (ug/l)	MW-05S 5/23/2004 (ug/l)	MW-05S 03/02/05 (ug/l)	MW-05S 11/30/06 (ug/l)	MW-05S 02/21/07 (ug/l)	MW-05S 11/5/2008 (ug/l)	NYSDEC Class GA GROUNDWATER STANDARD/GUIDANCE VALUE
1,1,1,2-Tetrachloroethane	000630-20-6	NA	NA	5 U	10 U	5 U	5 U	5 U	5 U	5 U	5 U	5 U	5 ST
1,1,1-Trichloroethane	000071-55-6	0.6 U	10.0 U	5 U	10 U	5 U	5 U	5 U	5 U	5 U	5 U	5 U	5 ST
1,1,2,2-Tetrachloroethane	000079-34-5	0.2 U	10.0 U	5 U	10 U	5 U	5 U	5 U	5 U	5 U	5 U	5 U	5 ST
1,1,2-Trichloroethane	000079-00-5	0.2 U	10.0 U	5 U	10 U	5 U	5 U	5 U	5 U	5 U	5 U	5 U	5 ST
1,1-Dichloroethane	000075-34-3	0.4 U	10.0 U	5 U	10 U	5 U	5 U	5 U	5 U	5 U	5 U	5 U	5 ST
1,1-Dichloroethane	000075-35-4	0.6 U	10.0 U	5 U	10 U	5 U	5 U	5 U	5 U	5 U	5 U	5 U	5 ST
1,1-Dichloropropane	000563-58-6	NA	NA	NA	10 U	NA	NA	NA	NA	NA	NA	NA	5 ST
1,2,3-Trichloropropane	000096-18-4	NA	NA	5 U	10 U	5 U	5 U	5 U	5 U	5 U	5 U	5 U	0.04 ST
1,2-Dibromo-3-chloropropane	000096-12-8	NA	NA	5 U	10 U	5 U	5 U	5 U	5 U	5 U	5 U	5 U	0.04 ST
1,2-Dibromoethane	000106-93-4	NA	NA	5 U	10 U	5 U	5 U	5 U	5 U	5 U	5 U	5 U	5 ST
1,2-Dichlorobenzene	000095-50-1	NA	NA	5 U	10 U	5 U	5 U	5 U	5 U	5 U	5 U	5 U	3 ST
1,2-Dichloroethane	000107-06-2	0.2 U	10.0 U	5 U	10 U	5 U	5 U	5 U	5 U	5 U	5 U	5 U	0.6 ST
1,2-Dichloroethane (total)	000540-59-0	0.4 U	10.0 U	5 U	10 U	5 U	5 U	5 U	5 U	5 U	5 U	5 U	1 ST
1,2-Dichloropropane	000078-87-5	0.4 U	10.0 U	5 U	10 U	5 U	5 U	5 U	5 U	5 U	5 U	5 U	5 ST
1,4-Dichlorobenzene	000106-46-7	NA	NA	5 U	1.2 J	5 U	1 J	5 U	5 U	5 U	5 U	5 U	5 ST
2-Butanone	000078-93-3	0.2 U	10.0 U	5 U	10 U	5 U	5 U	5 U	5 U	5 U	5 U	5 U	3 ST
2-Hexanone	000591-78-6	0.2 U	10.0 U	5 U	10 U	5 U	5 U	5 U	5 U	5 U	5 U	5 U	50 GV
4-Methyl-2-pentanone	000108-10-1	0.2 U	10.0 U	5 U	10 U	5 U	5 U	5 U	5 U	5 U	5 U	5 U	50 GV
Acetone	000067-64-1	0.4 U	10.0 U	5 U	2 J	5 U	5 U	5 U	5 U	5 U	5 U	5 U	50 GV
Acrylonitrile	000107-13-1	NA	NA	5 U	50 U	5 U	5 U	5 U	5 U	5 U	5 U	5 U	5 ST
Benzene	000071-43-2	0.4 U	10.0 U	5 U	10 U	5 U	5 U	5 U	5 U	5 U	5 U	5 U	1 ST
Bromochloromethane	000074-97-5	NA	NA	5 U	10 U	5 U	5 U	5 U	5 U	5 U	5 U	5 U	5 ST
Bromodichloromethane	000075-27-4	0.2 U	10.0 U	5 U	10 U	5 U	5 U	5 U	5 U	5 U	5 U	5 U	5 ST
Bromofrom	000075-25-2	0.6 U	10.0 U	5 U	10 U	5 U	5 U	5 U	5 U	5 U	5 U	5 U	50 GV
Bromomethane	000074-83-9	0.4 U	10.0 U	5 U	10 U	5 U	5 U	5 U	5 U	5 U	5 U	5 U	50 GV
Carbon disulfide	000075-15-0	0.4 U	10.0 U	5 U	10 U	5 U	5 U	5 U	5 U	5 U	5 U	5 U	5 ST
Carbon tetrachloride	000056-23-5	0.4 U	10.0 U	5 U	10 U	5 U	5 U	5 U	5 U	5 U	5 U	5 U	60 GV
Chlorobenzene	000108-90-7	5 J	2.4 J	3 J	4.9 J	5 U	1 J	2 J	1 J	4 J	5 U	3 J*	5 ST
Chloroethane	000075-00-3	9 J	5.1 J	3 J	6.2 J	6.6 J	5 U	5 U	5 U	5 U	5 U	5 U	5 ST
Chloroform	000067-66-3	0.2 U	10.0 U	5 U	10 U	5 U	5 U	5 U	5 U	5 U	5 U	5 U	7 ST
Chloromethane	000074-87-3	0.6 U	10.0 U	5 U	10 U	5 U	5 U	5 U	5 U	5 U	5 U	5 U	5 ST
cis-1,2-Dichloroethane	000156-59-2	NA	NA	5 U	NA	5 U	5 U	5 U	5 U	5 U	5 U	5 U	5 ST
cis-1,3-Dichloropropene	010061-01-5	0.2 U	10.0 U	5 U	10 U	5 U	5 U	5 U	5 U	5 U	5 U	5 U	0.4 ST
Dibromochloromethane	000124-48-1	0.2 U	10.0 U	5 U	10 U	5 U	5 U	5 U	5 U	5 U	5 U	5 U	50 GV
Dibromomethane	000074-95-3	NA	NA	5 U	10 U	5 U	5 U	5 U	5 U	5 U	5 U	5 U	5 ST
Ethylbenzene	000100-41-4	0.4 U	10.0 U	5 U	10 U	5 U	5 U	5 U	5 U	5 U	5 U	5 U	5 ST
Iodomethane	000074-88-4	NA	NA	5 U	10 U	5 U	5 U	5 U	5 U	5 U	5 U	5 U	5 ST
Methylene chloride	000075-09-2	0.4 U	10.0 U	5 U	10 U	5 U	5 U	5 U	5 U	5 U	5 U	5 U	5 ST
Styrene	000100-42-5	0.4 U	10.0 U	5 U	10 U	5 U	5 U	5 U	5 U	5 U	5 U	5 U	5 ST
Tetrachloroethane	000127-18-4	0.4 U	10.0 U	5 U	10 U	5 U	5 U	5 U	5 U	5 U	5 U	5 U	5 ST
Toluene	000108-88-3	0.4 U	10.0 U	5 U	10 U	5 U	5 U	5 U	5 U	5 U	5 U	5 U	5 ST
TOTAL VOCs		14	7.5	6	13.3	6.6	2	3	1	5	U	3	
trans-1,2-Dichloroethane	000156-60-5	NA	NA	5 U	NA	5 U	5 U	5 U	5 U	5 U	5 U	5 U	5 ST
trans-1,3-Dichloropropene	010061-02-6	0.2 U	10.0 U	5 U	10 U	5 U	5 U	5 U	5 U	5 U	5 U	5 U	0.4 ST
trans-1,4-Dichloro-2-butene	000110-57-6	NA	NA	5 U	10 U	5 U	5 U	5 U	5 U	5 U	5 U	5 U	5 ST
Trichloroethane	000079-01-6	0.4 U	10.0 U	5 U	10 U	5 U	5 U	5 U	5 U	5 U	5 U	5 U	5 ST
Trichlorofluoromethane	000075-69-4	NA	NA	5 U	10 U	5 U	5 U	5 U	5 U	5 U	5 U	5 U	5 ST
Vinyl Acetate	000108-05-4	NA	NA	5 U	10 U	5 U	5 U	5 U	5 U	5 U	5 U	5 U	5 ST
Vinyl chloride	000075-01-4	0.6 U	10.0 U	5 U	10 U	5 U	5 U	5 U	5 U	5 U	5 U	5 U	2 ST
Xylene (total)	001330-20-7	0.6 U	10.0 U	5 U	10 U	5 U	5 U	5 U	5 U	5 U	5 U	5 U	5 ST

NOTES

GV: Guidance Value
ST: Standard
NA: Not Analyzed
NS: Not Sampled
J*: Result qualified as estimated based on validation criteria

QUALIFIERS

B: Compound was found in the method blank as well as the sample
U: Compound was found for but not detected at the detection limit shown.
J: Compound was found at a concentration below the detection limit, value estimated
E: Concentration exceeds instrument calibration range, value estimated.
D: Result taken from analysis at a secondary dilution.
U*: Result qualified as non-detect based on validation criteria

SONIA ROAD LANDFILL
POST CLOSURE GROUNDWATER MONITORING PROGRAM
HISTORIC AND CURRENT SAMPLE RESULTS
VOLATILE ORGANIC COMPOUNDS

Sample ID	10/28/1997	1/28/1998	12/5/2000	1/31/2001	11/20/2002	8/22/2003	5/24/2004	03/01/05	12/01/06	02/22/07	11/3/2008	NYSDEC Class GA GROUNDWATER STANDARD/GUIDANCE VALUE
Volatile Organic Compounds												
CAS #												
1,1,1,2-Tetrachloroethane	NA	NA	5 U	10 U	5 U	5 U	5 U	5 U	5 U	5 U	5 U	5 ST
1,1,1-Trichloroethane	23	17	5 U	10 U	5 U	5 U	5 U	5 U	5 U	5 U	5 U	5 ST
1,1,2,2-Tetrachloroethane	0.2 U	10.0 U	5 U	10 U	5 U	5 U	5 U	5 U	5 U	5 U	5 U	5 ST
1,1,2-Trichloroethane	0.2 U	10.0 U	5 U	10 U	5 U	5 U	5 U	5 U	5 U	5 U	5 U	5 ST
1,1-Dichloroethane	4 J	10.0 U	5 U	10 U	5 U	5 U	5 U	5 U	5 U	5 U	5 U	5 ST
1,1-Dichloroethene	4 J	10.0 U	5 U	10 U	5 U	5 U	5 U	5 U	5 U	5 U	5 U	5 ST
1,1-Dichloropropene	NA	NA	NA	10 U	NA	NA	NA	NA	NA	NA	NA	5 ST
1,2,3-Trichloropropane	NA	NA	5 U	10 U	5 U	5 U	5 U	5 U	5 U	5 U	5 U	5 ST
1,2-Dibromo-3-chloropropane	NA	NA	5 U	10 U	5 U	5 U	5 U	5 U	5 U	5 U	5 U	0.04 ST
1,2-Dibromoethane	NA	NA	5 U	10 U	5 U	5 U	5 U	5 U	5 U	5 U	5 U	0.04 ST
1,2-Dichlorobenzene	NA	NA	5 U	10 U	5 U	5 U	5 U	5 U	5 U	5 U	5 U	5 ST
1,2-Dichloroethane	0.2 U	10.0 U	5 U	10 U	5 U	5 U	5 U	5 U	5 U	5 U	5 U	3 ST
1,2-Dichloroethene (total)	480 D	360 D	5 U	10 U	5 U	5 U	5 U	5 U	5 U	5 U	5 U	0.6 ST
1,2-Dichloropropane	0.4 U	10.0 U	5 U	10 U	5 U	5 U	5 U	5 U	5 U	5 U	5 U	5 ST
1,4-Dichlorobenzene	NA	NA	5 U	10 U	5 U	5 U	5 U	5 U	5 U	5 U	5 U	1 ST
2-Butanone	0.2 U	10.0 U	5 U	10 U	5 U	5 U	5 U	5 U	5 U	5 U	5 U	5 ST
2-Hexanone	0.2 U	10.0 U	5 U	10 U	5 U	5 U	5 U	5 U	5 U	5 U	5 U	50 GV
4-Methyl-2-pentanone	0.2 U	10.0 U	5 U	10 U	5 U	5 U	5 U	5 U	5 U	5 U	5 U	50 GV
Acetone	0.4 U	10.0 U	5 U	10 U	5 U	5 U	5 U	5 U	5 U	5 U	5 U	5 ST
Acrylonitrile	NA	NA	5 U	10 U	5 U	5 U	5 U	5 U	5 U	5 U	5 U	50 GV
Benzene	0.4 U	10.0 U	5 U	10 U	5 U	5 U	5 U	5 U	5 U	5 U	5 U	5 ST
Bromochloromethane	NA	NA	5 U	10 U	5 U	5 U	5 U	5 U	5 U	5 U	5 U	1 ST
Bromodichloromethane	0.2 U	10.0 U	5 U	10 U	5 U	5 U	5 U	5 U	5 U	5 U	5 U	5 ST
Bromoforn	0.4 U	10.0 U	5 U	10 U	5 U	5 U	5 U	5 U	5 U	5 U	5 U	50 GV
Carbon disulfide	0.4 U	10.0 U	5 U	10 U	5 U	5 U	5 U	5 U	5 U	5 U	5 U	50 GV
Carbon tetrachloride	0.4 U	10.0 U	5 U	10 U	5 U	5 U	5 U	5 U	5 U	5 U	5 U	60 GV
Chlorobenzene	0.4 U	10.0 U	5 U	10 U	5 U	5 U	5 U	5 U	5 U	5 U	5 U	5 ST
Chloroethane	0.4 U	10.0 U	5 U	10 U	5 U	5 U	5 U	5 U	5 U	5 U	5 U	5 ST
Chloroform	0.2 U	10.0 U	5 U	10 U	5 U	5 U	5 U	5 U	5 U	5 U	5 U	7 ST
Chloromethane	0.6 U	10.0 U	5 U	10 U	5 U	5 U	5 U	5 U	5 U	5 U	5 U	5 ST
cis-1,2-Dichloroethene	NA	NA	1 J	1 J	5 U	5 U	5 U	5 U	5 U	5 U	5 U	5 ST
cis-1,3-Dichloropropene	0.2 U	10.0 U	5 U	10 U	5 U	5 U	5 U	5 U	5 U	5 U	5 U	0.4 ST
Dibromochloromethane	0.2 U	10.0 U	5 U	10 U	5 U	5 U	5 U	5 U	5 U	5 U	5 U	50 GV
Dibromomethane	0.4 U	10.0 U	5 U	10 U	5 U	5 U	5 U	5 U	5 U	5 U	5 U	5 ST
Ethylbenzene	0.4 U	10.0 U	5 U	10 U	5 U	5 U	5 U	5 U	5 U	5 U	5 U	5 ST
Iodomethane	0.4 U	10.0 U	5 U	10 U	5 U	5 U	5 U	5 U	5 U	5 U	5 U	5 ST
Methylene chloride	0.4 U	10.0 U	5 U	10 U	5 U	5 U	5 U	5 U	5 U	5 U	5 U	5 ST
Styrene	0.4 U	10.0 U	5 U	10 U	5 U	5 U	5 U	5 U	5 U	5 U	5 U	5 ST
Tetrachloroethene	200 D	600 D	5	5	5	2 J	5 U	5 U	5 U	5 U	1 J*	5 ST
Toluene	1 J	10.0 U	5 U	10 U	2 J	5 U	5 U	5 U	5 U	5 U	5 U	5 ST
TOTAL VOCs	1,776	2,032	18	12	8	2	U	U	U	U	U	1
trans-1,2-Dichloroethene	NA	NA	5 U	10 U	5 U	5 U	5 U	5 U	5 U	5 U	5 U	5 ST
trans-1,3-Dichloropropene	0.2 U	10.0 U	5 U	10 U	5 U	5 U	5 U	5 U	5 U	5 U	5 U	0.4 ST
trans-1,4-Dichloro-2-butene	NA	NA	5 U	10 U	5 U	5 U	5 U	5 U	5 U	5 U	5 U	5 ST
Trichloroethene	45	36	2 J	10 U	5 U	5 U	5 U	5 U	5 U	5 U	5 U	5 ST
Trichlorofluoromethane	NA	NA	5 U	10 U	5 U	5 U	5 U	5 U	5 U	5 U	5 U	5 ST
Vinyl Acetate	9	19	5 U	10 U	5 U	5 U	5 U	5 U	5 U	5 U	5 U	5 ST
Vinyl chloride	0.6 U	10.0 U	5 U	10 U	5 U	5 U	5 U	5 U	5 U	5 U	5 U	2 ST
Xylene (total)	0.6 U	10.0 U	5 U	10 U	5 U	5 U	5 U	5 U	5 U	5 U	5 U	5 ST

QUALIFIERS
B: Compound was found in the method blank as well as the sample
U: Compound was analyzed for but not detected at the detection limit shown.
J: Compound was found at a concentration below the detection limit, value estimated
E: Concentration exceeds instrument calibration range, value estimated
D: Result taken from analysis at a secondary dilution.
U*: Result qualified as non-detect based on validation criteria

NOTES
GV: Guidance Value
ST: Standard
NA: Not Analyzed
NS: Not Sampled
J*: Result qualified as estimated based on validation criteria

APPENDIX A-3

SONIA ROAD LANDFILL
POST CLOSURE GROUNDWATER MONITORING PROGRAM
HISTORIC AND CURRENT SAMPLE RESULTS
VOLATILE ORGANIC COMPOUNDS

Sample ID	Date of Collection	CAS #	MW-061 10/28/1997 (ug/l)	MW-061 1/28/1998 (ug/l)	MW-061 12/5/2000 (ug/l)	MW-061 2/1/2001 (ug/l)	MW-061 11/21/2002 (ug/l)	MW-061 8/22/2003 (ug/l)	MW-061 5/24/2004 (ug/l)	MW-061 03/01/05 (ug/l)	MW-061 12/01/06 (ug/l)	MW-061 02/22/07 (ug/l)	MW-061 11/4/2008 (ug/l)	NYSDEC Class GA GROUNDWATER STANDARD/GUIDANCE VALUE
Volatile Organic Compounds														
1,1,1,2-Tetrachloroethane		000630-20-6	NA	NA	5 U	10 U	5 U	5 U	5 U	5 U	5 U	5 U	5 U	5 ST
1,1,1-Trichloroethane		000071-55-6	4 J	10.0 U	5 U	10 U	5 U	5 U	5 U	5 U	5 U	5 U	5 U	5 ST
1,1,2,2-Tetrachloroethane		000079-34-5	0.2 U	10.0 U	5 U	10 U	5 U	5 U	5 U	5 U	5 U	5 U	5 U	5 ST
1,1,2-Trichloroethane		000079-00-5	0.2 U	10.0 U	5 U	10 U	5 U	5 U	5 U	5 U	5 U	5 U	5 U	5 ST
1,1-Dichloroethane		000075-34-3	5 J	10.0 U	5 U	10 U	5 U	5 U	5 U	5 U	5 U	5 U	5 U	5 ST
1,1-Dichloroethene		000075-35-4	0.6 U	10.0 U	5 U	10 U	5 U	5 U	5 U	5 U	5 U	5 U	5 U	5 ST
1,1-Dichloropropene		000563-58-6	NA	10.0 U	NA	10 U	NA	NA	NA	NA	NA	NA	NA	5 ST
1,2,3-Trichloropropane		000096-18-4	NA	10.0 U	5 U	10 U	5 U	5 U	5 U	5 U	5 U	5 U	5 U	5 ST
1,2-Dibromo-3-chloropropane		000096-12-8	NA	10.0 U	5 U	10 U	5 U	5 U	5 U	5 U	5 U	5 U	5 U	0.04 ST
1,2-Dibromoethane		000106-93-4	NA	10.0 U	5 U	10 U	5 U	5 U	5 U	5 U	5 U	5 U	5 U	0.04 ST
1,2-Dichloroethane		000095-50-1	NA	10.0 U	5 U	10 U	5 U	5 U	5 U	5 U	5 U	5 U	5 U	5 ST
1,2-Dichloroethene		000107-06-2	0.2 U	10.0 U	5 U	10 U	5 U	5 U	5 U	5 U	5 U	5 U	5 U	3 ST
1,2-Dichloroethene (total)		000540-59-0	0.4 U	10.0 U	NA	10 U	NA	NA	NA	NA	NA	NA	NA	0.6 ST
1,2-Dichloropropane		000078-87-5	0.4 U	10.0 U	5 U	10 U	5 U	5 U	5 U	5 U	5 U	5 U	5 U	5 ST
1,4-Dichlorobenzene		000106-46-7	NA	10.0 U	5 U	10 U	5 U	5 U	5 U	5 U	5 U	5 U	5 U	5 ST
2-Butanone		000078-93-3	0.2 U	10.0 U	5 U	10 U	5 U	5 U	5 U	5 U	5 U	5 U	5 U	1 ST
2-Hexanone		000591-78-6	0.2 U	10.0 U	5 U	10 U	5 U	5 U	5 U	5 U	5 U	5 U	5 U	3 ST
4-Methyl-2-pentanone		000108-10-1	0.2 U	10.0 U	5 U	10 U	5 U	5 U	5 U	5 U	5 U	5 U	5 U	50 GV
Acetone		000067-64-1	0.4 U	10.0 U	5 U	10 U	5 U	5 U	5 U	5 U	5 U	5 U	5 U	50 GV
Acrylonitrile		000107-13-1	NA	10.0 U	5 U	10 U	5 U	5 U	5 U	5 U	5 U	5 U	5 U	50 GV
Benzene		000071-43-2	0.4 U	10.0 U	5 U	10 U	5 U	5 U	5 U	5 U	5 U	5 U	5 U	5 ST
Bromochloromethane		000074-97-5	NA	10.0 U	5 U	10 U	5 U	5 U	5 U	5 U	5 U	5 U	5 U	1 ST
Bromodichloromethane		000075-27-4	0.2 U	10.0 U	5 U	10 U	5 U	5 U	5 U	5 U	5 U	5 U	5 U	5 ST
Bromoform		000075-25-2	0.6 U	10.0 U	5 U	10 U	5 U	5 U	5 U	5 U	5 U	5 U	5 U	50 GV
Bromomethane		000074-83-9	0.4 U	10.0 U	5 U	10 U	5 U	5 U	5 U	5 U	5 U	5 U	5 U	50 GV
Carbon disulfide		000075-15-0	0.4 U	10.0 U	5 U	10 U	5 U	5 U	5 U	5 U	5 U	5 U	5 U	50 GV
Carbon tetrachloride		000056-23-5	0.4 U	10.0 U	5 U	10 U	5 U	5 U	5 U	5 U	5 U	5 U	5 U	60 GV
Chlorobenzene		000108-90-7	0.4 U	10.0 U	5 U	10 U	5 U	5 U	5 U	5 U	5 U	5 U	5 U	5 ST
Chloroethane		000075-00-3	0.4 U	10.0 U	5 U	10 U	5 U	5 U	5 U	5 U	5 U	5 U	5 U	5 ST
Chloroform		000067-66-3	0.2 U	10.0 U	5 U	10 U	5 U	5 U	5 U	5 U	5 U	5 U	5 U	7 ST
Chloromethane		000074-87-3	0.6 U	10.0 U	5 U	10 U	5 U	5 U	5 U	5 U	5 U	5 U	5 U	5 ST
cis-1,2-Dichloroethene		000156-59-2	NA	10.0 U	4 J	10 U	5 U	5 U	5 U	5 U	5 U	5 U	5 U	5 ST
cis-1,3-Dichloropropene		010061-01-5	0.2 U	10.0 U	5 U	10 U	5 U	5 U	5 U	5 U	5 U	5 U	5 U	5 ST
Dibromochloromethane		000124-48-1	0.2 U	10.0 U	5 U	10 U	5 U	5 U	5 U	5 U	5 U	5 U	5 U	0.4 ST
Dibromomethane		000074-95-3	NA	10.0 U	5 U	10 U	5 U	5 U	5 U	5 U	5 U	5 U	5 U	50 GV
Ethylbenzene		000100-41-4	0.4 U	10.0 U	5 U	10 U	5 U	5 U	5 U	5 U	5 U	5 U	5 U	5 ST
Iodomethane		000074-88-4	NA	10.0 U	5 U	10 U	5 U	5 U	5 U	5 U	5 U	5 U	5 U	5 ST
Methylene chloride		000075-09-2	0.4 U	10.0 U	5 U	10 U	5 U	5 U	5 U	5 U	5 U	5 U	5 U	5 ST
Styrene		000100-42-5	0.4 U	10.0 U	5 U	10 U	5 U	5 U	5 U	5 U	5 U	5 U	5 U	5 ST
Tetrachloroethene		000127-18-4	3 J	10.0 U	2 J	10 U	5 U	5 U	5 U	5 U	5 U	5 U	5 U	5 ST
Toluene		000108-88-3	0.4 U	10.0 U	5 U	10 U	5 U	5 U	5 U	5 U	5 U	5 U	5 U	5 ST
TOTAL VOCs			12	U	29	3.1	U	U	U	U	U	U	U	U
trans-1,2-Dichloroethene		000156-60-5	NA	10.0 U	5 U	10 U	5 U	5 U	5 U	5 U	5 U	5 U	5 U	5 ST
trans-1,3-Dichloropropene		010061-02-6	0.2 U	10.0 U	5 U	10 U	5 U	5 U	5 U	5 U	5 U	5 U	5 U	0.4 ST
trans-1,4-Dichloro-2-butene		000110-57-6	NA	10.0 U	5 U	10 U	5 U	5 U	5 U	5 U	5 U	5 U	5 U	5 ST
Trichloroethene		000079-01-6	0.4 U	10.0 U	5 U	10 U	5 U	5 U	5 U	5 U	5 U	5 U	5 U	5 ST
Trichlorofluoromethane		000075-69-4	NA	10.0 U	5 U	10 U	5 U	5 U	5 U	5 U	5 U	5 U	5 U	5 ST
Vinyl Acetate		000108-05-4	NA	10.0 U	5 U	10 U	5 U	5 U	5 U	5 U	5 U	5 U	5 U	5 ST
Vinyl chloride		000075-01-4	0.6 U	10.0 U	5 U	10 U	5 U	5 U	5 U	5 U	5 U	5 U	5 U	5 ST
Xylene (total)		001330-20-7	0.6 U	10.0 U	5 U	10 U	5 U	5 U	5 U	5 U	5 U	5 U	5 U	2 ST

NOTES
 GV: Guidance Value
 ST: Standard
 NA: Not Analyzed
 J: Compound was found at a concentration below the detection limit, value estimated
 E: Concentration exceeds instrument calibration range; value estimated.
 D: Result taken from analysis at a secondary dilution.
 U*: Result qualified as estimated based on validation criteria

QUALIFIERS
 B: Compound was found in the method blank as well as the sample
 U: Compound was analyzed for but not detected at the detection limit shown.
 J: Compound was found at a concentration below the detection limit, value estimated
 E: Concentration exceeds instrument calibration range; value estimated.
 D: Result taken from analysis at a secondary dilution.
 U*: Result qualified as estimated based on validation criteria

SONIA ROAD LANDFILL
POST CLOSURE GROUNDWATER MONITORING PROGRAM
HISTORIC AND CURRENT SAMPLE RESULTS
VOLATILE ORGANIC COMPOUNDS

Sample ID	CAS #	MW-06S 10/28/1997 (ug/l)	MW-06S 1/28/1998 (ug/l)	MW-06S 12/5/2000 (ug/l)	MW-06S 2/1/2001 (ug/l)	MW-06S 8/22/2003 (ug/l)	MW-06S 5/24/2004 (ug/l)	MW-06S 03/01/05 (ug/l)	MW-06S 12/01/06 (ug/l)	MW-06S 02/22/07 (ug/l)	MW-06S 11/4/2008 (ug/l)	NYSDEC Class GA GROUNDWATER STANDARD/GUIDANCE VALUE
Volatile Organic Compounds												
1,1,1,2-Tetrachloroethane	000630-20-6	NA	NA	5 U	10 U	5 U	5 U	5 U	5 U	5 U	5 U	5 ST
1,1,1-Trichloroethane	000071-55-6	0.6 U	10.0 U	5 U	10 U	5 U	5 U	5 U	5 U	5 U	5 U	5 ST
1,1,2,2-Tetrachloroethane	000079-34-5	0.2 U	10.0 U	5 U	10 U	5 U	5 U	5 U	5 U	5 U	5 U	5 ST
1,1,2-Trichloroethane	000079-00-5	0.2 U	10.0 U	5 U	10 U	5 U	5 U	5 U	5 U	5 U	5 U	5 ST
1,1-Dichloroethane	000075-34-3	0.4 U	10.0 U	5 U	10 U	5 U	5 U	5 U	5 U	5 U	5 U	5 ST
1,1-Dichloroethene	000075-35-4	0.6 U	10.0 U	5 U	10 U	5 U	5 U	5 U	5 U	5 U	5 U	5 ST
1,1-Dichloropropene	000563-58-6	NA	NA	NA	10 U	NA	NA	NA	NA	NA	NA	5 ST
1,2,3-Trichloropropene	000096-18-4	NA	NA	5 U	10 U	5 U	5 U	5 U	5 U	5 U	5 U	0.04 ST
1,2-Dibromo-3-chloropropane	000106-91-8	NA	NA	5 U	10 U	5 U	5 U	5 U	5 U	5 U	5 U	0.04 ST
1,2-Dibromoethane	000095-50-1	NA	NA	5 U	10 U	5 U	5 U	5 U	5 U	5 U	5 U	3 ST
1,2-Dichloroethane	000107-06-2	0.2 U	10.0 U	5 U	10 U	5 U	5 U	5 U	5 U	5 U	5 U	0.6 ST
1,2-Dichloroethene (total)	000540-59-0	0.4 U	10.0 U	NA	10 U	NA	NA	NA	NA	NA	NA	5 ST
1,2-Dichloropropene	000078-87-5	0.4 U	10.0 U	5 U	10 U	5 U	5 U	5 U	5 U	5 U	5 U	1 ST
1,4-Dichlorobenzene	000106-46-7	NA	NA	5 U	10 U	5 U	5 U	5 U	5 U	5 U	5 U	3 ST
2-Butanone	000078-93-3	0.2 U	10.0 U	5 U	10 U	5 U	5 U	5 U	5 U	5 U	5 U	50 GV
2-Hexanone	000591-78-6	0.2 U	10.0 U	5 U	10 U	5 U	5 U	5 U	5 U	5 U	5 U	50 GV
4-Methyl-2-pentanone	000108-10-1	0.2 U	10.0 U	5 U	10 U	5 U	5 U	5 U	5 U	5 U	5 U	-
Acetone	000067-64-1	0.4 U	10.0 U	5 U	10 U	5 U	5 U	5 U	5 U	5 U	5 U	50 GV
Acrylonitrile	000107-13-1	NA	NA	5 U	10 U	5 U	5 U	5 U	5 U	5 U	5 U	5 ST
Benzene	000071-43-2	4 J	10.0 U	5 U	10 U	5 U	5 U	5 U	5 U	5 U	5 U	1 ST
Bromochloromethane	000074-97-5	NA	NA	5 U	10 U	5 U	5 U	5 U	5 U	5 U	5 U	5 ST
Bromodichloromethane	000075-27-4	0.2 U	10.0 U	5 U	10 U	5 U	5 U	5 U	5 U	5 U	5 U	50 GV
Bromoform	000075-25-2	0.6 U	10.0 U	5 U	10 U	5 U	5 U	5 U	5 U	5 U	5 U	50 GV
Bromomethane	000074-83-9	0.4 U	10.0 U	5 U	10 U	5 U	5 U	5 U	5 U	5 U	5 U	5 ST
Carbon disulfide	000075-15-0	0.4 U	10.0 U	5 U	10 U	5 U	5 U	5 U	5 U	5 U	5 U	60 GV
Carbon tetrachloride	000056-23-5	0.4 U	10.0 U	5 U	10 U	5 U	5 U	5 U	5 U	5 U	5 U	5 ST
Chlorobenzene	000108-90-7	4 J	10.0 U	5 U	10 U	5 U	5 U	5 U	5 U	5 U	5 U	5 ST
Chloroethane	000075-00-3	1 J	10.0 U	5 U	10 U	5 U	5 U	5 U	5 U	5 U	5 U	5 ST
Chloroform	000067-66-3	0.2 U	10.0 U	5 U	10 U	5 U	5 U	5 U	5 U	5 U	5 U	7 ST
Chloromethane	000074-87-3	0.6 U	10.0 U	5 U	10 U	5 U	5 U	5 U	5 U	5 U	5 U	5 ST
cis-1,2-Dichloroethene	000156-59-2	NA	NA	1 J	10 U	5 U	5 U	5 U	5 U	5 U	5 U	5 ST
cis-1,3-Dichloropropene	010061-01-5	0.2 U	10.0 U	5 U	10 U	5 U	5 U	5 U	5 U	5 U	5 U	0.4 ST
Dibromochloromethane	000124-48-1	0.2 U	10.0 U	5 U	10 U	5 U	5 U	5 U	5 U	5 U	5 U	50 GV
Dibromomethane	000074-95-3	NA	NA	5 U	10 U	5 U	5 U	5 U	5 U	5 U	5 U	5 ST
Ethylbenzene	000100-41-4	0.4 U	10.0 U	5 U	10 U	5 U	5 U	5 U	5 U	5 U	5 U	5 ST
Iodomethane	000074-88-4	NA	NA	5 U	10 U	5 U	5 U	5 U	5 U	5 U	5 U	5 ST
Methylene chloride	000075-69-2	0.4 U	10.0 U	5 U	10 U	5 U	5 U	5 U	5 U	5 U	5 U	5 ST
Styrene	000100-42-5	0.4 U	10.0 U	5 U	10 U	5 U	5 U	5 U	5 U	5 U	5 U	5 ST
Tetrachloroethane	000127-18-4	0.4 U	10.0 U	5 U	10 U	5 U	5 U	5 U	5 U	5 U	5 U	5 ST
Toluene	000108-88-3	0.4 U	10.0 U	5 U	10 U	5 U	5 U	5 U	5 U	5 U	5 U	5 ST
TOTAL VOCs	9	9	10.3	1	9.7	3	1	U	5	1	8	
trans-1,2-Dichloroethene	000156-60-5	NA	NA	5 U	10 U	5 U	5 U	5 U	5 U	5 U	5 U	5 ST
trans-1,3-Dichloropropene	010061-02-6	0.2 U	10.0 U	5 U	10 U	5 U	5 U	5 U	5 U	5 U	5 U	0.4 ST
trans-1,4-Dichloro-2-butene	000110-57-6	NA	NA	5 U	10 U	5 U	5 U	5 U	5 U	5 U	5 U	5 ST
Trichloroethane	000079-01-6	0.4 U	10.0 U	5 U	10 U	5 U	5 U	5 U	5 U	5 U	5 U	5 ST
Trichlorofluoromethane	000075-69-4	NA	NA	5 U	10 U	5 U	5 U	5 U	5 U	5 U	5 U	5 ST
Vinyl Acetate	000108-05-4	NA	NA	5 U	10 U	5 U	5 U	5 U	5 U	5 U	5 U	-
Vinyl chloride	000075-01-4	0.6 U	10.0 U	5 U	10 U	5 U	5 U	5 U	5 U	5 U	5 U	2 ST
Xylene (total)	000133-20-7	0.6 U	10.0 U	5 U	10 U	5 U	5 U	5 U	5 U	5 U	5 U	5 ST

QUALIFIERS

B: Compound was found in the method blank as well as the sample
 U: Compound was analyzed for but not detected at the detection limit shown
 J: Compound was found at a concentration below the detection limit, value estimated
 E: Concentration exceeds instrument calibration range; value estimated
 D: Result taken from analysis at a secondary dilution
 U*: Result qualified as non-detect based on validation criteria

NOTES
 GV: Guidance Value
 ST: Standard
 NA: Not Analyzed
 J*: Parameter exceeds Standard/Guidance Value
 NS: Not Sampled
 J*: Result qualified as estimated based on validation criteria

APPENDIX A-3

SONIA ROAD LANDFILL
 POST CLOSURE GROUNDWATER MONITORING PROGRAM
 HISTORIC AND CURRENT SAMPLE RESULTS
 VOLATILE ORGANIC COMPOUNDS

Sample ID	Date of Collection	CAS #	MW-07D 10/27/1997 (ug/l)	MW-07D 1/28/1998 (ug/l)	MW-07D 12/1/2000 (ug/l)	MW-07D 1/31/2001 (ug/l)					NYSDEC Class GA GROUNDWATER STANDARD/GUIDANCE VALUE
1,1,1,2-Tetrachloroethane		000630-20-6	NA	NA	5 U	10 U					5 ST
1,1,1-Trichloroethane		000071-55-6	0.6 U	10.0 U	5 U	10 U					5 ST
1,1,2-Tetrachloroethane		000079-34-5	0.2 U	10.0 U	5 U	10 U					5 ST
1,1,2-Trichloroethane		000079-00-5	0.2 U	10.0 U	5 U	10 U					5 ST
1,1-Dichloroethane		000075-34-3	0.4 U	10.0 U	5 U	10 U					5 ST
1,1-Dichloroethene		000075-35-4	0.6 U	10.0 U	5 U	10 U					5 ST
1,1-Dichloropropane		000563-58-6	NA	NA	NA	10 U					5 ST
1,2,3-Trichloropropane		000096-18-4	NA	NA	5 U	10 U					0.04 ST
1,2-Dibromo-3-chloropropane		000096-12-8	NA	NA	5 U	10 U					0.04 ST
1,2-Dibromoethane		000106-93-4	NA	NA	5 U	10 U					5 ST
1,2-Dichlorobenzene		000095-50-1	NA	NA	5 U	10 U					3 ST
1,2-Dichloroethane		000107-06-2	0.2 U	10.0 U	5 U	10 U					0.6 ST
1,2-Dichloroethene (total)		000540-59-0	12	140	NA	10 U					5 ST
1,2-Dichloropropane		000078-87-5	0.4 U	10.0 U	5 U	10 U					1 ST
1,4-Dichlorobenzene		000106-46-7	NA	NA	5 U	10 U					3 ST
2-Butanone		000078-93-3	0.2 U	10.0 U	5 U	10 U					50 GV
2-Hexanone		000591-78-6	0.2 U	10.0 U	5 U	10 U					50 GV
4-Methyl-2-pentanone		000108-10-1	0.2 U	10.0 U	5 U	10 U					50 GV
Acetone		000067-64-1	0.4 U	10.0 U	5 U	10 U					50 GV
Acrylonitrile		000107-13-1	NA	NA	5 U	50 U					5 ST
Benzene		000071-43-2	0.4 U	10.0 U	5 U	10 U					1 ST
Bromochloromethane		000074-97-5	NA	NA	5 U	10 U					5 ST
Bromodichloromethane		000075-27-4	0.2 U	10.0 U	5 U	10 U					50 GV
Bromofrom		000075-25-2	0.6 U	10.0 U	5 U	10 U					50 GV
Bromomethane		000074-83-9	0.4 U	10.0 U	5 U	10 U					5 ST
Carbon disulfide		000075-15-0	0.4 U	10.0 U	5 U	10 U					60 GV
Carbon tetrachloride		000056-23-5	0.4 U	10.0 U	5 U	10 U					5 ST
Chlorobenzene		000108-90-7	0.4 U	10.0 U	5 U	10 U					5 ST
Chloroethane		000075-00-3	0.4 U	10.0 U	5 U	10 U					5 ST
Chloroform		000067-66-3	0.2 U	10.0 U	5 U	10 U					7 ST
Chloromethane		000074-87-3	0.6 U	10.0 U	5 U	10 U					5 ST
cis-1,2-Dichloroethene		000156-59-2	NA	NA	5 U	10 U					5 ST
cis-1,3-Dichloropropene		010061-01-5	0.2 U	10.0 U	5 U	10 U					0.4 ST
Dibromochloromethane		000124-48-1	0.2 U	10.0 U	5 U	10 U					50 GV
Dibromomethane		000074-95-3	NA	NA	5 U	10 U					5 ST
Ethylbenzene		000100-41-4	0.4 U	10.0 U	5 U	10 U					5 ST
Iodomethane		000074-88-4	NA	NA	5 U	10 U					5 ST
Methylene chloride		000075-09-2	0.4 U	10.0 U	5 U	10 U					5 ST
Styrene		000100-42-5	0.4 U	10.0 U	5 U	10 U					5 ST
Tetrachloroethene		000127-18-4	21	276.0 E	4 J	3.5 J					5 ST
Toluene		000108-88-3	1 J	10.0 U	5 U	10 U					5 ST
TOTAL VOCs			38	467.7	4	3.5					5 ST
trans-1,2-Dichloroethene		000156-60-5	NA	NA	5 U	10 U					0.4 ST
trans-1,3-Dichloropropene		010061-02-6	0.2 U	10.0 U	5 U	10 U					5 ST
trans-1,4-Dichloro-2-butene		000110-57-6	NA	NA	5 U	10 U					5 ST
Trichloroethene		000079-01-6	3 J	50	5 U	10 U					5 ST
Trichlorofluoromethane		000075-69-4	NA	NA	5 U	10 U					5 ST
Vinyl Acetate		000108-05-4	NA	NA	5 U	10 U					5 ST
Vinyl chloride		000075-01-4	1 J	7.7 J	5 U	10 U					2 ST
Xylene (total)		001330-20-7	0.6 U	10.0 U	5 U	10 U					5 ST

QUALIFIERS
 B: Compound was found in the method blank as well as the sample
 U: Compound was analyzed for but not detected at the detection limit shown.
 J: Compound was found at a concentration below the detection limit, value estimated
 E: Concentration exceeds instrument calibration range, value estimated.
 D: Result taken from analysis at a secondary dilution.
 U*: Result qualified as non-detect based on validation criteria

NOTES
 GV: Guidance Value
 ST: Standard
 NA: Not Analyzed
 Parameter exceeds Standard/Guidance Value
 NS: Not Sampled
 J*: Result qualified as estimated based on validation criteria

SONIA ROAD LANDFILL
POST CLOSURE GROUNDWATER MONITORING PROGRAM
HISTORIC AND CURRENT SAMPLE RESULTS
VOLATILE ORGANIC COMPOUNDS

Sample ID	MW-071 10/28/1997 (ug/l)	MW-071 1/28/1998 (ug/l)	MW-071 12/1/2000 (ug/l)	MW-071 1/31/2001 (ug/l)	MW-071 11/20/2002 (ug/l)	MW-071 8/22/2003 (ug/l)	MW-071 5/20/2004 (ug/l)	MW-071 02/28/05 (ug/l)	MW-071 11/28/06 (ug/l)	MW-071 02/22/07 (ug/l)	MW-071 11/4/2008 (ug/l)	NYSDEC Class GA GROUNDWATER STANDARD/GUIDANCE VALUE
Volatile Organic Compounds												
1,1,1,2-Tetrachloroethane	NA	NA	5 U	10 U	5 U	5 U	5 U	5 U	5 U	5 U	5 U	5 ST
1,1,1-Trichloroethane	0.6 U	10.0 U	6	2.6 J	5 U	5 U	5 U	5 U	5 U	5 U	5 U	5 ST
1,1,2,2-Tetrachloroethane	0.2 U	10.0 U	5 U	10 U	5 U	5 U	5 U	5 U	5 U	5 U	5 U	5 ST
1,1,2-Trichloroethane	0.4 U	10.0 U	5 U	10 U	5 U	5 U	5 U	5 U	5 U	5 U	5 U	5 ST
1,1-Dichloroethane	0.6 U	10.0 U	5 U	10 U	5 U	5 U	5 U	5 U	5 U	5 U	5 U	5 ST
1,1-Dichloropropene	NA	NA	NA	10 U	NA	NA	NA	NA	NA	NA	NA	5 ST
1,2,3-Trichloropropane	NA	NA	5 U	10 U	5 U	5 U	5 U	5 U	5 U	5 U	5 U	0.04 ST
1,2-Dibromo-3-chloropropane	NA	NA	5 U	10 U	5 U	5 U	5 U	5 U	5 U	5 U	5 U	0.04 ST
1,2-Dibromoethane	NA	NA	5 U	10 U	5 U	5 U	5 U	5 U	5 U	5 U	5 U	5 ST
1,2-Dichlorobenzene	NA	NA	5 U	10 U	5 U	5 U	5 U	5 U	5 U	5 U	5 U	3 ST
1,2-Dichloroethane	0.4 U	10.0 U	5 U	10 U	5 U	5 U	5 U	5 U	5 U	5 U	5 U	0.6 ST
1,2-Dichloropropane	0.4 U	10.0 U	5 U	10 U	5 U	5 U	5 U	5 U	5 U	5 U	5 U	1 ST
1,4-Dichlorobenzene	NA	NA	5 U	10 U	5 U	5 U	5 U	5 U	5 U	5 U	5 U	3 ST
2-Butanone	0.2 U	10.0 U	5 U	10 U	5 U	5 U	5 U	5 U	5 U	5 U	5 U	50 GV
2-Hexanone	0.2 U	10.0 U	5 U	10 U	5 U	5 U	5 U	5 U	5 U	5 U	5 U	50 GV
4-Methyl-2-pentanone	0.4 U	10.0 U	5 U	10 U	5 U	5 U	5 U	5 U	5 U	5 U	5 U	50 GV
Acetonitrile	NA	NA	5 U	10 U	5 U	5 U	5 U	5 U	5 U	5 U	5 U	50 GV
Acrylonitrile	NA	NA	5 U	10 U	5 U	5 U	5 U	5 U	5 U	5 U	5 U	50 GV
Bromochloromethane	NA	NA	5 U	10 U	5 U	5 U	5 U	5 U	5 U	5 U	5 U	5 ST
Bromodichloromethane	0.2 U	10.0 U	5 U	10 U	5 U	5 U	5 U	5 U	5 U	5 U	5 U	50 GV
Bromoform	0.6 U	10.0 U	5 U	10 U	5 U	5 U	5 U	5 U	5 U	5 U	5 U	50 GV
Bromomethane	0.4 U	10.0 U	5 U	10 U	5 U	5 U	5 U	5 U	5 U	5 U	5 U	5 ST
Carbon disulfide	0.4 U	10.0 U	5 U	10 U	5 U	5 U	5 U	5 U	5 U	5 U	5 U	60 GV
Carbon tetrachloride	0.4 U	10.0 U	5 U	10 U	5 U	5 U	5 U	5 U	5 U	5 U	5 U	5 ST
Chlorobenzene	0.4 U	10.0 U	5 U	10 U	5 U	5 U	5 U	5 U	5 U	5 U	5 U	5 ST
Chloroethane	0.4 U	10.0 U	5 U	10 U	5 U	5 U	5 U	5 U	5 U	5 U	5 U	5 ST
Chloroform	0.2 U	10.0 U	5 U	10 U	5 U	5 U	5 U	5 U	5 U	5 U	5 U	7 ST
Chloromethane	0.6 U	10.0 U	5 U	10 U	5 U	5 U	5 U	5 U	5 U	5 U	5 U	5 ST
cis-1,2-Dichloroethane	NA	NA	5 U	10 U	5 U	5 U	5 U	5 U	5 U	5 U	5 U	5 ST
cis-1,3-Dichloropropene	0.2 U	10.0 U	5 U	10 U	5 U	5 U	5 U	5 U	5 U	5 U	5 U	0.4 ST
Dibromochloromethane	0.2 U	10.0 U	5 U	10 U	5 U	5 U	5 U	5 U	5 U	5 U	5 U	50 GV
Dibromomethane	0.4 U	10.0 U	5 U	10 U	5 U	5 U	5 U	5 U	5 U	5 U	5 U	5 ST
Ethylbenzene	0.4 U	10.0 U	5 U	10 U	5 U	5 U	5 U	5 U	5 U	5 U	5 U	5 ST
Iodomethane	NA	NA	5 U	10 U	5 U	5 U	5 U	5 U	5 U	5 U	5 U	5 ST
Methylene chloride	0.4 U	10.0 U	5 U	10 U	5 U	5 U	5 U	5 U	5 U	5 U	5 U	5 ST
Styrene	0.4 U	10.0 U	5 U	10 U	5 U	5 U	5 U	5 U	5 U	5 U	5 U	5 ST
Tetrachloroethane	0.4 U	10.0 U	5 U	10 U	5 U	5 U	1 J	5 U	5 U	5 U	4 J*	5 ST
Toluene	0.4 U	10.0 U	5 U	10 U	3 J	5 U	5 U	5 U	5 U	5 U	5 U	5 ST
TOTAL VOCs	U	U	6	2.6	3	U	1	U	U	U	23	5 ST
trans-1,2-Dichloroethane	NA	NA	5 U	10 U	5 U	5 U	5 U	5 U	5 U	5 U	5 U	5 ST
trans-1,3-Dichloropropene	0.2 U	10.0 U	5 U	10 U	5 U	5 U	5 U	5 U	5 U	5 U	5 U	0.4 ST
trans-1,4-Dichloro-2-butene	NA	NA	5 U	10 U	5 U	5 U	5 U	5 U	5 U	5 U	5 U	5 ST
Trichloroethane	0.4 U	10.0 U	5 U	10 U	5 U	5 U	5 U	5 U	5 U	5 U	5 U	5 ST
Trichlorofluoromethane	NA	NA	5 U	10 U	5 U	5 U	5 U	5 U	5 U	5 U	5 U	5 ST
Vinyl Acetate	NA	NA	5 U	10 U	5 U	5 U	5 U	5 U	5 U	5 U	5 U	5 ST
Vinyl chloride	0.6 U	10.0 U	5 U	10 U	5 U	5 U	5 U	5 U	5 U	5 U	5 U	2 ST
Xylene (total)	0.6 U	10.0 U	5 U	10 U	5 U	5 U	5 U	5 U	5 U	5 U	5 U	5 ST

QUALIFIERS

- B: Compound was found in the method blank as well as the sample
- GV: Guidance Value
- U: Compound was analyzed for but not detected at the detection limit shown.
- J: Compound was found at a concentration below the detection limit, value estimated
- E: Concentration exceeds instrument calibration range; value estimated.
- D: Result taken from analysis at a secondary dilution.
- U*: Result qualified as non-detect based on validation criteria

NOTES

- GV: Guidance Value
- ST: Standard
- NA: Not Analyzed
- NS: Not Sampled
- J*: Result qualified as estimated based on validation criteria

APPENDIX A-3

SONIA ROAD LANDFILL
POST CLOSURE GROUNDWATER MONITORING PROGRAM
HISTORIC AND CURRENT SAMPLE RESULTS
VOLATILE ORGANIC COMPOUNDS

Sample ID	Date of Collection	CAS #	MW-07S 10/27/1997 (ug/l)	MAV-07S 1/28/1998 (ug/l)	MW-07S 12/5/2000 (ug/l)	MW-07S 1/31/2001 (ug/l)	NYSDEC Class GA GROUNDWATER STANDARD/GUIDANCE VALUE
1,1,1,2-Tetrachloroethane	000630-20-6	NA	10.0	10.0	10.0	10.0	5 ST
1,1,1-Trichloroethane	000071-55-6	0.6 U	10.0 U	5 U	10 U	5 ST	
1,1,2,2-Tetrachloroethane	000079-34-5	0.2 U	10.0 U	5 U	10 U	5 ST	
1,1,2-Trichloroethane	000079-00-5	0.2 U	10.0 U	5 U	10 U	5 ST	
1,1-Dichloroethane	000075-34-3	0.4 U	10.0 U	5 U	10 U	5 ST	
1,1-Dichloroethane	000075-35-4	0.6 U	10.0 U	5 U	10 U	5 ST	
1,1-Dichloropropene	000563-58-6	NA	NA	NA	NA	5 ST	
1,2,3-Trichloropropane	000096-18-4	NA	NA	5 U	10 U	0.04 ST	
1,2-Dibromo-3-chloropropane	000096-12-8	NA	NA	5 U	10 U	0.04 ST	
1,2-Dibromoethane	000106-93-4	NA	NA	5 U	10 U	5 ST	
1,2-Dichlorobenzene	000095-50-1	NA	NA	5 U	10 U	3 ST	
1,2-Dichloroethane	000107-06-2	0.2 U	10.0 U	5 U	10 U	0.6 ST	
1,2-Dichloroethane (total)	000540-59-0	0.4 U	10.0 U	NA	10 U	5 ST	
1,2-Dichloropropane	000078-87-5	0.4 U	10.0 U	5 U	10 U	1 ST	
1,4-Dichlorobenzene	000106-46-7	NA	NA	5 U	10 U	3 ST	
2-Butanone	000078-93-3	0.2 U	10.0 U	5 U	10 U	50 GV	
2-Hexanone	000591-78-6	0.2 U	10.0 U	5 U	10 U	50 GV	
4-Methyl-2-pentanone	000108-10-1	0.2 U	10.0 U	5 U	10 U	50 GV	
Acetone	000067-64-1	0.4 U	10.0 U	5 U	10 U	50 GV	
Acrylonitrile	000107-13-1	NA	NA	5 U	50 U	50 GV	
Benzene	000071-43-2	0.4 U	10.0 U	5 U	10 U	1 ST	
Bromochloromethane	000074-97-5	NA	NA	5 U	10 U	5 ST	
Bromodichloromethane	000075-27-4	0.2 U	10.0 U	5 U	10 U	50 GV	
Bromoform	000075-25-2	0.6 U	10.0 U	5 U	10 U	50 GV	
Bromomethane	000074-83-9	0.4 U	10.0 U	5 U	10 U	5 ST	
Carbon disulfide	000075-15-0	0.4 U	10.0 U	5 U	10 U	60 GV	
Carbon tetrachloride	000056-23-5	0.4 U	10.0 U	5 U	10 U	5 ST	
Chlorobenzene	000108-90-7	0.4 U	10.0 U	5 U	10 U	5 ST	
Chloroethane	000075-00-3	0.4 U	10.0 U	5 U	10 U	5 ST	
Chloroform	000067-66-3	0.2 U	10.0 U	5 U	10 U	7 ST	
Chloromethane	000074-87-3	0.6 U	10.0 U	5 U	10 U	5 ST	
cis-1,2-Dichloroethane	000156-59-2	NA	NA	5 U	10 U	5 ST	
cis-1,3-Dichloropropene	010061-01-5	0.2 U	10.0 U	5 U	10 U	0.4 ST	
Dibromochloromethane	000124-48-1	0.2 U	10.0 U	5 U	10 U	50 GV	
Dibromomethane	000074-95-3	NA	NA	5 U	10 U	5 ST	
Ethylbenzene	000100-41-4	0.4 U	10.0 U	5 U	10 U	5 ST	
Iodomethane	000074-88-4	NA	NA	5 U	10 U	5 ST	
Methylene chloride	000075-09-2	0.4 U	10.0 U	5 U	10 U	5 ST	
Styrene	000100-42-5	0.4 U	10.0 U	5 U	10 U	5 ST	
Tetrachloroethene	000127-18-4	0.4 U	10.0 U	5 U	10 U	5 ST	
Toluene	000108-88-3	0.4 U	10.0 U	5 U	10 U	5 ST	
TOTAL VOCs		U	U	U	U		
trans-1,2-Dichloroethene	000156-60-5	NA	NA	5 U	10 U	5 ST	
trans-1,3-Dichloropropene	010061-02-6	0.2 U	10.0 U	5 U	10 U	0.4 ST	
trans-1,4-Dichloro-2-butene	000110-57-6	NA	NA	5 U	10 U	5 ST	
Trichloroethene	000079-01-6	0.4 U	10.0 U	5 U	10 U	5 ST	
Trichlorofluoromethane	000075-69-4	NA	NA	5 U	10 U	5 ST	
Vinyl Acetate	000108-05-4	NA	NA	5 U	10 U	5 ST	
Vinyl chloride	000075-01-4	0.6 U	10.0 U	5 U	10 U	2 ST	
Xylene (total)	001330-20-7	0.6 U	10.0 U	5 U	10 U	5 ST	

QUALIFIERS

B: Compound was found in the method blank as well as the sample
 U: Compound was analyzed for but not detected at the detection limit shown.
 E: Compound was found at a concentration below the detection limit, value estimated
 J: Concentration exceeds instrument calibration range; value estimated.
 D: Result taken from analysis at a secondary dilution.
 U*: Result qualified as non-detect based on validation criteria

NOTES

GV: Guidance Value
 ST: Standard
 NA: Not Analyzed
 J*: Parameter exceeds Standard/Guidance Value
 NS: Not Sampled
 J*: Result qualified as estimated based on validation criteria

SONIA ROAD LANDFILL
 POST CLOSURE GROUNDWATER MONITORING PROGRAM
 HISTORIC AND CURRENT SAMPLE RESULTS
 VOLATILE ORGANIC COMPOUNDS

Sample ID	CAS #	MW-10D 10/30/1997 (ug/l)	MW-10D 2/2/1998 (ug/l)	MW-10D 12/1/2000 (ug/l)	MW-10D 2/5/2001 (ug/l)							NYSDEC Class GA GROUNDWATER STANDARD/GUIDANCE VALUE
Volatile Organic Compounds												
1,1,1,2-Tetrachloroethane	0006300-20-6	NA	NA	5 U	10 U							5 ST
1,1,1-Trichloroethane	000071-55-6	3 J	10 U	5 U	1.2 J							5 ST
1,1,2,2-Tetrachloroethane	000079-34-5	2.2	3.4 J	5 U	10 U							5 ST
1,1,2-Trichloroethane	000079-00-5	2 U	10 U	5 U	10 U							5 ST
1,1-Dichloroethane	000075-34-3	8 J	3.4 J	1 J	1.7 J							5 ST
1,1-Dichloroethene	000075-35-4	1.4 U	10 U	5 U	10 U							5 ST
1,1-Dichloropropene	000563-58-6	NA	NA	NA	10 U							5 ST
1,2,3-Trichloropropane	000096-18-4	NA	NA	5 U	10 U							0.04 ST
1,2-Dibromo-3-chloropropane	000096-12-8	NA	NA	5 U	10 U							0.04 ST
1,2-Dibromoethane	000106-93-4	NA	NA	5 U	10 U							5 ST
1,2-Dichlorobenzene	000095-50-1	NA	NA	5 U	10 U							3 ST
1,2-Dichloroethane	000107-06-2	1.4 U	10 U	5 U	10 U							0.6 ST
1,2-Dichloroethene (total)	000540-59-0	2.6 U	10 U	NA	10 U							5 ST
1,2-Dichloropropane	000078-87-5	1.4 U	10 U	5 U	10 U							1 ST
1,4-Dichlorobenzene	000106-46-7	NA	NA	5 U	10 U							3 ST
2-Butanone	000078-93-3	2.2 U	7.8 J	5 U	10 U							50 GV
2-Hexanone	000591-78-6	1.4 U	7.0 J	5 U	10 U							50 GV
4-Methyl-2-pentanone	000108-10-1	1.4 U	6.5 J	5 U	10 U							50 GV
Acetone	000067-64-1	3.4 U	9.6 J	5 U	10 U							-
Acrylonitrile	000107-13-1	NA	NA	5 U	50 U							50 GV
Benzene	000071-43-2	1.4 U	10 U	5 U	10 U							5 ST
Bromochloromethane	000074-97-5	NA	NA	5 U	10 U							1 ST
Bromodichloromethane	000075-27-4	1.8 U	10 U	5 U	10 U							5 ST
Bromofrom	000075-25-2	1.8 U	10 U	5 U	10 U							50 GV
Bromomethane	000074-83-9	1.4 U	10 U	5 U	10 U							50 GV
Carbon disulfide	000075-15-0	1.2 U	10 U	5 U	10 U							5 ST
Carbon tetrachloride	000056-23-5	1.8 U	10 U	5 U	10 U							60 GV
Chlorobenzene	000108-90-7	1.4 U	10 U	5 U	10 U							5 ST
Chloroethane	000075-00-3	1.4 U	10 U	5 U	10 U							5 ST
Chloroform	000067-66-3	1.4 U	10 U	5 U	10 U							7 ST
Chloromethane	000074-87-3	1.4 U	10 U	5 U	10 U							5 ST
cis-1,2-Dichloroethene	000156-59-2	NA	NA	5 U	10 U							5 ST
cis-1,3-Dichloropropene	010061-01-5	1.4 U	10 U	5 U	10 U							5 ST
Dibromochloromethane	000124-48-1	2.2 U	10 U	5 U	10 U							0.4 ST
Dibromomethane	000074-95-3	NA	NA	5 U	10 U							50 GV
Ethylbenzene	000100-41-4	1.4 U	10 U	5 U	10 U							5 ST
Iodomethane	000074-88-4	NA	NA	5 U	10 U							5 ST
Methylene chloride	000075-09-2	1.4 U	10 U	5 U	10 U							5 ST
Styrene	000100-42-5	1.4 U	10 U	5 U	10 U							5 ST
Tetrachloroethene	000127-18-4	1.4 U	10 U	5 U	10 U							5 ST
Toluene	000108-88-3	1.2 U	10 U	5 U	10 U							5 ST
TOTAL VOCs		11	39.8	1	2.9							
trans-1,2-Dichloroethene	000156-60-5	NA	NA	5 U	10 U							5 ST
trans-1,3-Dichloropropene	010061-02-6	1.8 U	10 U	5 U	10 U							0.4 ST
trans-1,4-Dichloro-2-butene	000110-57-6	NA	NA	5 U	10 U							5 ST
Trichloroethene	000079-01-6	1.4 U	2.1 J	5 U	10 U							5 ST
Trichlorofluoromethane	000075-69-4	NA	NA	5 U	10 U							5 ST
Vinyl Acetate	000108-05-4	NA	NA	5 U	10 U							-
Vinyl chloride	000075-01-4	1.4 U	10 U	5 U	10 U							2 ST
Xylene (total)	001330-20-7	1.6 U	10 U	5 U	10 U							5 ST

NOTES

- B: Compound was found in the method blank as well as the sample
- GV: Guidance Value
- J: Compound was analyzed for but not detected at the detection limit shown.
- ST: Standard
- NA: Not Analyzed
- NS: Not Sampled
- J*: Result qualified as estimated based on validation criteria

QUALIFIERS

- B: Compound was found in the method blank as well as the sample
- GV: Guidance Value
- J: Compound was analyzed for but not detected at the detection limit shown.
- ST: Standard
- NA: Not Analyzed
- NS: Not Sampled
- J*: Result qualified as estimated based on validation criteria

APPENDIX A-3

SONIA ROAD LANDFILL
 POST CLOSURE GROUNDWATER MONITORING PROGRAM
 HISTORIC AND CURRENT SAMPLE RESULTS
 VOLATILE ORGANIC COMPOUNDS

Sample ID	Date of Collection	MW-101 10/30/1997 (ug/l)	MW-101 2/21/1998 (ug/l)	MW-101 12/1/2000 (ug/l)	MW-101 2/5/2001 (ug/l)	NYSDEC Class GA GROUNDWATER STANDARD/GUIDANCE VALUE
Volatile Organic Compounds						
1,1,1,2-Tetrachloroethane	CAS # 000630-20-6	NA	NA	5 U	10 U	5 ST
1,1,1-Trichloroethane	000071-55-6	1.80 U	10.0 U	1 J	10 U	5 ST
1,1,2,2-Tetrachloroethane	000079-34-5	2.20 U	10.0 U	5 U	10 U	5 ST
1,1,2-Trichloroethane	000079-00-5	2.00 U	10.0 U	5 U	10 U	5 ST
1,1-Dichloroethane	000075-34-3	2.8 J	2.8 J	1 J	10 U	5 ST
1,1-Dichloroethene	000075-35-4	1.40 U	10.0 U	5 U	10 U	5 ST
1,1-Dichloropropane	000563-58-6	NA	NA	NA	10 U	5 ST
1,2,3-Trichloropropane	000096-18-4	NA	NA	5 U	10 U	0.04 ST
1,2-Dibromo-3-chloropropane	000096-12-8	NA	NA	5 U	10 U	0.04 ST
1,2-Dibromoethane	000106-93-4	NA	NA	5 U	10 U	5 ST
1,2-Dichlorobenzene	000095-50-1	NA	NA	5 U	10 U	3 ST
1,2-Dichloroethane	000107-06-2	1.40 U	10.0 U	5 U	10 U	0.6 ST
1,2-Dichloroethene (total)	000540-59-0	2.60 U	10.0 U	NA	10 U	5 ST
1,2-Dichloropropane	000078-87-5	1.40 U	10.0 U	5 U	10 U	1 ST
1,4-Dichlorobenzene	000106-46-7	NA	NA	5 U	10 U	3 ST
2-Butanone	000078-93-3	2.20 U	10.0 U	5 U	10 U	50 GV
2-Hexanone	000591-78-6	1.40 U	10.0 U	5 U	10 U	50 GV
4-Methyl-2-pentanone	000108-10-1	1.40 U	10.0 U	5 U	10 U	50 GV
Acetone	000067-64-1	3.40 U	10.0 U	5 U	10 U	50 GV
Acrylonitrile	000107-13-1	NA	NA	5 U	50 U	50 GV
Benzene	000071-43-2	1.40 U	10.0 U	5 U	10 U	5 ST
Bromochloromethane	000074-97-5	NA	NA	5 U	10 U	1 ST
Bromodichloromethane	000075-27-4	1.80 U	10.0 U	5 U	10 U	5 ST
Bromoform	000075-25-2	1.80 U	10.0 U	5 U	10 U	50 GV
Bromomethane	000074-83-9	1.40 U	10.0 U	5 U	10 U	5 ST
Carbon disulfide	000075-15-0	1.20 U	10.0 U	5 U	10 U	60 GV
Carbon tetrachloride	000056-23-5	1.80 U	10.0 U	5 U	10 U	5 ST
Chlorobenzene	000108-90-7	1.40 U	10.0 U	5 U	10 U	5 ST
Chloroethane	000075-00-3	1.40 U	10.0 U	5 U	10 U	5 ST
Chloroform	000067-66-3	1.40 U	10.0 U	5 U	10 U	5 ST
Chloromethane	000074-87-3	1.40 U	10.0 U	5 U	10 U	7 ST
cis-1,2-Dichloroethene	000156-59-2	NA	NA	5 U	10 U	5 ST
cis-1,3-Dichloropropene	010061-01-5	1.40 U	10.0 U	5 U	10 U	0.4 ST
Dibromochloromethane	000124-48-1	2.20 U	10.0 U	5 U	10 U	50 GV
Dibromomethane	000074-95-3	NA	NA	5 U	10 U	5 ST
Ethylbenzene	000100-41-4	1.40 U	10.0 U	5 U	10 U	5 ST
Iodomethane	000074-88-4	NA	NA	5 U	10 U	5 ST
Methylene chloride	000075-09-2	1.40 U	4.8 J	5 U	10 U	5 ST
Styrene	000100-42-5	1.40 U	10.0 U	5 U	10 U	5 ST
Tetrachloroethene	000127-18-4	1.40 U	10.0 U	5 U	10 U	5 ST
Toluene	000108-88-3	1.20 U	10.0 U	5 U	10 U	5 ST
TOTAL VOCs		11	7.6	2	1	
trans-1,2-Dichloroethene	000156-60-5	NA	NA	5 U	10 U	5 ST
trans-1,3-Dichloropropene	010061-02-6	1.80 U	10.0 U	5 U	10 U	0.4 ST
trans-1,4-Dichloro-2-butene	000110-57-6	NA	NA	5 U	10 U	5 ST
Trichloroethene	000079-01-6	1.40 U	10.0 U	5 U	10 U	5 ST
Trichlorofluoromethane	000075-69-4	NA	NA	5 U	10 U	5 ST
Vinyl Acetate	000108-05-4	NA	NA	5 U	10 U	5 ST
Vinyl chloride	000075-01-4	1.40 U	10.0 U	5 U	10 U	2 ST
Xylene (total)	0001330-20-7	1.60 U	10.0 U	5 U	10 U	5 ST

QUALIFIERS

B: Compound was found in the method blank as well as the sample
 U: Compound was analyzed for but not detected at the detection limit shown
 J: Compound was found at a concentration below the detection limit, value estimated
 E: Concentration exceeds instrument calibration range; value estimated
 D: Result taken from analysis at a secondary dilution
 U*: Result qualified as non-detect based on validation criteria

NOTES

GV: Guidance Value
 ST: Standard
 NA: Not Analyzed
 NS: Not Sampled
 J*: Result qualified as estimated based on validation criteria

SONIA ROAD LANDFILL
POST CLOSURE GROUNDWATER MONITORING PROGRAM
HISTORIC AND CURRENT SAMPLE RESULTS
VOLATILE ORGANIC COMPOUNDS

Sample ID	Date of Collection	CAS #	MW-10S 10/30/1997 (ug/l)	MW-10S 2/21/1998 (ug/l)	MW-10S 12/1/2000 (ug/l)	MW-10S 2/5/2001 (ug/l)	NYSDEC Class GA GROUNDWATER STANDARD/GUIDANCE VALUE
1,1,1,2-Tetrachloroethane	000630-20-6	NA	NA	NA	5 U	10 U	5 ST
1,1,1-Trichloroethane	000071-55-6	1.80 U	10.0 U	5 U	10 U	10 U	5 ST
1,1,2,2-Tetrachloroethane	000079-34-5	2.20 U	10.0 U	5 U	10 U	10 U	5 ST
1,1,2-Trichloroethane	000079-00-5	2.00 U	10.0 U	5 U	10 U	10 U	5 ST
1,1-Dichloroethane	000075-34-3	2.0	4.0 J	4.2 J	4.2 J	4.2 J	5 ST
1,1-Dichloroethene	000075-35-4	1.40 U	10.0 U	5 U	10 U	10 U	5 ST
1,1-Dichloropropane	000563-58-6	NA	NA	NA	10 U	10 U	5 ST
1,2,3-Trichloropropane	000096-18-4	NA	NA	NA	10 U	10 U	5 ST
1,2-Dibromo-3-chloropropane	000096-12-8	NA	NA	NA	5 U	5 U	0.04 ST
1,2-Dibromoethane	000106-93-4	NA	NA	NA	5 U	10 U	5 ST
1,2-Dichlorobenzene	000095-50-1	NA	NA	NA	5 U	10 U	3 ST
1,2-Dichloroethane	000107-06-2	1.40 U	10.0 U	5 U	10 U	10 U	0.6 ST
1,2-Dichloroethene (total)	000540-59-0	2.60 U	10.0 U	NA	10 U	10 U	5 ST
1,2-Dichloropropane	000078-87-5	1.40 U	10.0 U	5 U	10 U	10 U	1 ST
1,4-Dichlorobenzene	000106-46-7	NA	NA	NA	5 U	10 U	3 ST
2-Hexanone	000591-78-6	1.40 U	10.0 U	5 U	10 U	10 U	50 GV
4-Methyl-2-pentanone	000108-10-1	1.40 U	10.0 U	5 U	10 U	10 U	50 GV
Acetone	000067-64-1	3.40 U	4.4 J	5 U	10 U	10 U	-
Acrylonitrile	000107-13-1	NA	NA	NA	5 U	50 U	50 GV
Benzene	000071-43-2	1.40 U	10.0 U	5 U	10 U	10 U	5 ST
Bromochloromethane	000074-97-5	NA	NA	NA	5 U	10 U	1 ST
Bromodichloromethane	000075-27-4	1.80 U	10.0 U	5 U	10 U	10 U	5 ST
Bromoform	000075-25-2	1.80 U	10.0 U	5 U	10 U	10 U	50 GV
Bromomethane	000074-83-9	1.40 U	10.0 U	5 U	10 U	10 U	5 ST
Carbon disulfide	000075-15-0	1.20 U	10.0 U	5 U	10 U	10 U	60 GV
Carbon tetrachloride	000056-23-5	1.80 U	10.0 U	5 U	10 U	10 U	5 ST
Chlorobenzene	000108-90-7	1.40 U	10.0 U	5 U	10 U	10 U	5 ST
Chloroethane	000075-00-3	2 J	10.0 U	5 U	10 U	10 U	5 ST
Chloroform	000067-66-3	1.40 U	10.0 U	5 U	10 U	10 U	7 ST
Chloromethane	000074-87-3	1.40 U	10.0 U	5 U	10 U	10 U	5 ST
cis-1,2-Dichloroethene	000156-59-2	NA	NA	NA	10 U	10 U	5 ST
cis-1,3-Dichloropropane	010061-01-5	1.40 U	10.0 U	5 U	10 U	10 U	0.4 ST
Dibromochloromethane	000124-48-1	2.20 U	10.0 U	5 U	10 U	10 U	50 GV
Dibromomethane	000074-95-3	NA	NA	NA	5 U	10 U	5 ST
Ethylbenzene	000100-41-4	1.40 U	10.0 U	5 U	10 U	10 U	5 ST
Iodomethane	000074-88-4	NA	NA	NA	5 U	10 U	5 ST
Methylene chloride	000075-09-2	1.40 U	2.1 J	5 U	10 U	10 U	5 ST
Styrene	000100-42-5	1.40 U	10.0 U	5 U	10 U	10 U	5 ST
Tetrachloroethene	000127-18-4	1.40 U	10.0 U	5 U	10 U	10 U	5 ST
Toluene	000108-88-3	1.20 U	10.0 U	5 U	10 U	10 U	5 ST
TOTAL VOCs	26	10.5	6	4.2	10 U	10 U	
trans-1,2-Dichloroethene	000156-60-5	NA	NA	NA	5 U	10 U	5 ST
trans-1,3-Dichloropropane	010061-02-6	1.80 U	10.0 U	5 U	10 U	10 U	0.4 ST
trans-1,4-Dichloro-2-butene	000110-57-6	NA	NA	NA	5 U	10 U	5 ST
Trichloroethene	000079-01-6	1.40 U	10.0 U	5 U	10 U	10 U	5 ST
Trichlorofluoromethane	000075-69-4	NA	NA	NA	5 U	10 U	5 ST
Vinyl Acetate	000108-05-4	NA	NA	NA	5 U	10 U	-
Vinyl chloride	000075-01-4	1.40 U	10.0 U	5 U	10 U	10 U	2 ST
Xylenes (total)	001330-20-7	1.60 U	10.0 U	5 U	10 U	10 U	5 ST

QUALIFIERS

B: Compound was found in the method blank as well as the sample
 U: Compound was analyzed for but not detected at the detection limit shown.
 J: Compound was found at a concentration below the detection limit, value estimated
 E: Concentration exceeds instrument calibration range; value estimated.
 D: Result taken from analysis at a secondary dilution.
 U*: Result qualified as non-detect based on validation criteria

NOTES

GV: Guidance Value
 ST: Standard
 NA: Not Analyzed
 NS: Not Sampled
 J*: Result qualified as estimated based on validation criteria

SONIA ROAD LANDFILL
POST CLOSURE GROUNDWATER MONITORING PROGRAM
HISTORIC AND CURRENT SAMPLE RESULTS
VOLATILE ORGANIC COMPOUNDS

Sample ID	CAS #	MW-11D 10/31/1997 (ug/l)	MW-11D 1/28/1998 (ug/l)	MW-11D 12/13/2000 (ug/l)	MW-11D 2/7/2001 (ug/l)	MW-11D 11/21/2002 (ug/l)	MW-11D 8/21/2003 (ug/l)	MW-11D 5/21/2004 (ug/l)	MW-11D 02/24/05 (ug/l)	MW-11D 11/29/06 (ug/l)	MW-11D 02/28/07 (ug/l)	MW-11D 11/5/2008 (ug/l)	NYSDEC Class GA GROUNDWATER STANDARD/GUIDANCE VALUE
Volatiles Organic Compounds													
1,1,1,2-Tetrachloroethane	000630-20-6	NA	10.0 U	5 U	10 U	5 U	5 U	5 U	5 U	5 U	5 U	5 U	5 ST
1,1,1-Trichloroethane	000071-55-6	1.80 U	10.0 U	5 U	10 U	5 U	5 U	5 U	5 U	2 J	5	3 J*	5 ST
1,1,1,2-Tetrachloroethane	000079-34-5	2.00 U	10.0 U	5 U	10 U	5 U	5 U	5 U	5 U	5 U	5 U	5 U	5 ST
1,1,2-Trichloroethane	000079-00-5	2.00 U	10.0 U	5 U	10 U	5 U	5 U	5 U	5 U	5 U	5 U	5 U	5 ST
1,1-Dichloroethane	000075-34-3	1.20 U	10.0 U	5 U	10 U	1 J	5 U	5 U	5 U	2 J	5	3 J*	5 ST
1,1-Dichloroethene	000075-35-4	1.40 U	10.0 U	5 U	10 U	5 U	5 U	5 U	5 U	5 U	2 J	3 J*	5 ST
1,1-Dichloropropene	000563-58-6	NA	10.0 U	NA	10 U	NA	NA	NA	NA	NA	NA	NA	5 ST
1,2,3-Trichloropropane	000096-18-4	NA	10.0 U	5 U	10 U	5 U	5 U	5 U	5 U	5 U	5 U	5 U	0.04 ST
1,2-Dibromo-3-chloropropane	000096-12-8	NA	10.0 U	5 U	10 U	5 U	5 U	5 U	5 U	5 U	5 U	5 U	0.04 ST
1,2-Dibromoethane	000106-93-4	NA	10.0 U	5 U	10 U	5 U	5 U	5 U	5 U	5 U	5 U	5 U	5 ST
1,2-Dichlorobenzene	000095-50-1	NA	10.0 U	5 U	10 U	5 U	5 U	5 U	5 U	5 U	5 U	5 U	5 ST
1,2-Dichloroethane	000107-06-2	1.40 U	10.0 U	5 U	10 U	5 U	5 U	5 U	5 U	5 U	5 U	5 U	0.6 ST
1,2-Dichloroethene (total)	000540-59-0	2.60 U	10.0 U	NA	10 U	NA	NA	NA	NA	NA	NA	NA	5 ST
1,2-Dichloropropane	000078-87-5	1.40 U	10.0 U	5 U	10 U	5 U	5 U	5 U	5 U	5 U	5 U	5 U	5 ST
1,4-Dichlorobenzene	000106-46-7	NA	10.0 U	5 U	10 U	5 U	5 U	5 U	5 U	5 U	5 U	5 U	1 ST
2-Butanone	000078-93-3	2.20 U	10.0 U	5 U	10 U	5 U	5 U	5 U	5 U	5 U	5 U	5 U	3 ST
2-Hexanone	000591-78-6	1.40 U	10.0 U	5 U	10 U	5 U	5 U	5 U	5 U	5 U	5 U	5 U	50 GV
4-Methyl-2-pentanone	000108-10-1	1.40 U	10.0 U	5 U	10 U	5 U	5 U	5 U	5 U	5 U	5 U	5 U	50 GV
Acetone	000067-64-1	2 J	10.0 U	5 U	10 U	5 U	5 U	5 U	5 U	5 U	5 U	5 U	50 GV
Acrylonitrile	000107-13-1	NA	10.0 U	5 U	10 U	5 U	5 U	5 U	5 U	5 U	5 U	5 U	50 GV
Benzene	000071-43-2	1.40 U	10.0 U	5 U	10 U	5 U	5 U	5 U	5 U	5 U	5 U	5 U	1 ST
Bromochloromethane	000074-97-5	NA	10.0 U	5 U	10 U	5 U	5 U	5 U	5 U	5 U	5 U	5 U	5 ST
Bromodichloromethane	000075-27-4	1.80 U	10.0 U	5 U	10 U	5 U	5 U	5 U	5 U	5 U	5 U	5 U	50 GV
Bromoform	000075-25-2	1.80 U	10.0 U	5 U	10 U	5 U	5 U	5 U	5 U	5 U	5 U	5 U	50 GV
Bromomethane	000074-83-9	1.40 U	10.0 U	5 U	10 U	5 U	5 U	5 U	5 U	5 U	5 U	5 U	50 GV
Carbon disulfide	000075-15-0	1.20 U	10.0 U	5 U	10 U	5 U	5 U	5 U	5 U	5 U	5 U	5 U	60 GV
Carbon tetrachloride	000056-23-5	1.80 U	10.0 U	5 U	10 U	5 U	5 U	5 U	5 U	5 U	5 U	5 U	5 ST
Chlorobenzene	000108-90-7	1.40 U	10.0 U	5 U	10 U	5 U	5 U	5 U	5 U	5 U	5 U	5 U	5 ST
Chloroethane	000075-00-3	1.40 U	10.0 U	5 U	10 U	5 U	5 U	5 U	5 U	5 U	5 U	5 U	7 ST
Chloroform	000067-66-3	1.40 U	10.0 U	5 U	10 U	5 U	5 U	5 U	5 U	5 U	5 U	5 U	5 ST
Chloromethane	000074-87-3	1.40 U	10.0 U	5 U	10 U	5 U	5 U	5 U	5 U	5 U	5 U	5 U	5 ST
cis-1,2-Dichloroethene	000156-59-2	NA	10.0 U	5 U	10 U	5 U	5 U	5 U	5 U	5 U	5 U	5 U	5 ST
cis-1,3-Dichloropropene	010061-01-5	1.40 U	10.0 U	5 U	10 U	5 U	5 U	5 U	5 U	5 U	5 U	5 U	0.4 ST
Dibromochloromethane	000124-48-1	2.20 U	10.0 U	5 U	10 U	5 U	5 U	5 U	5 U	5 U	5 U	5 U	50 GV
Dibromomethane	000074-95-3	NA	10.0 U	5 U	10 U	5 U	5 U	5 U	5 U	5 U	5 U	5 U	50 GV
Ethylbenzene	000100-41-4	1.40 U	10.0 U	5 U	10 U	5 U	5 U	5 U	5 U	5 U	5 U	5 U	5 ST
Iodomethane	000074-88-4	NA	10.0 U	5 U	10 U	5 U	5 U	5 U	5 U	5 U	5 U	5 U	5 ST
Methylene chloride	000075-09-2	1.40 U	10.0 U	5 U	10 U	5 U	5 U	5 U	5 U	5 U	5 U	5 U	5 ST
Styrene	000100-42-5	1.40 U	10.0 U	5 U	10 U	5 U	5 U	5 U	5 U	5 U	5 U	5 U	5 ST
Tetrahydroethene	000127-18-4	1.40 U	10.0 U	5 U	10 U	5 U	5 U	5 U	5 U	5 U	5 U	5 U	5 ST
Toluene	000108-88-3	1.20 U	10.0 U	5 U	10 U	5 U	5 U	5 U	5 U	5 U	5 U	5 U	5 ST
TOTAL VOCs		2	U	U	U	U	U	U	U	4	12	12	5 ST
trans-1,2-Dichloroethene	000156-60-5	NA	10.0 U	5 U	10 U	5 U	5 U	5 U	5 U	5 U	5 U	5 U	5 ST
trans-1,3-Dichloropropene	010061-02-6	1.80 U	10.0 U	5 U	10 U	5 U	5 U	5 U	5 U	5 U	5 U	5 U	0.4 ST
trans-1,4-Dichloro-2-butene	000110-57-6	NA	10.0 U	5 U	10 U	5 U	5 U	5 U	5 U	5 U	5 U	5 U	5 ST
Trichloroethene	000079-01-6	1.40 U	10.0 U	5 U	10 U	5 U	5 U	5 U	5 U	5 U	5 U	5 U	5 ST
Trichlorofluoromethane	000075-69-4	NA	10.0 U	5 U	10 U	5 U	5 U	5 U	5 U	5 U	5 U	5 U	5 ST
Vinyl Acetate	000108-05-4	NA	10.0 U	5 U	10 U	5 U	5 U	5 U	5 U	5 U	5 U	5 U	5 ST
Vinyl chloride	000075-01-4	1.40 U	10.0 U	5 U	10 U	5 U	5 U	5 U	5 U	5 U	5 U	5 U	2 ST
Xylene (total)	001330-20-7	1.60 U	10.0 U	5 U	10 U	5 U	5 U	5 U	5 U	5 U	5 U	5 U	5 ST

QUALIFIERS

- B: Compound was found in the method blank as well as the sample
- U: Compound was analyzed for but not detected at the detection limit shown.
- J: Compound was found at a concentration below the detection limit, value estimated
- E: Concentration exceeds instrument calibration range; value estimated.
- D: Result taken from analysis at a secondary dilution.
- U*: Result qualified as non-detect based on validation criteria

NOTES

- GV: Guidance Value
- ST: Standard
- NA: Not Analyzed
- NA*: Parameter exceeds Standard/Guidance Value
- NS: Not Sampled
- J*: Result qualified as estimated based on validation criteria

APPENDIX A-3

SONIA ROAD LANDFILL
POST CLOSURE GROUNDWATER MONITORING PROGRAM
HISTORIC AND CURRENT SAMPLE RESULTS
VOLATILE ORGANIC COMPOUNDS

Sample ID	MW-11S 10/31/1997 (ug/l)	MW-11S 1/28/1998 (ug/l)	MW-11S 12/13/2000 (ug/l)	MW-11S 2/7/2001 (ug/l)	MW-11S 11/21/2002 (ug/l)	MW-11S 8/21/2003 (ug/l)	MW-11S 5/21/2004 (ug/l)	MW-11S 02/24/05 (ug/l)	MW-11S 11/29/06 (ug/l)	MW-11S 02/23/07 (ug/l)	MW-11S 11/4/2008 (ug/l)	NYSDC Class GA GROUNDWATER STANDARD/GUIDANCE VALUE
Volatile Organic Compounds												
1,1,1,2-Tetrachloroethane	NA	NA	5 U	10 U	5 U	5 U	5 U	5 U	5 U	5 U	5 U	5 ST
1,1,1-Trichloroethane	1.80 U	1.80 U	5 U	10 U	5 U	5 U	5 U	5 U	5 U	5 U	5 U	5 ST
1,1,2,2-Tetrachloroethane	2.20 U	10.0 U	5 U	10 U	5 U	5 U	5 U	5 U	5 U	5 U	5 U	5 ST
1,1,2-Trichloroethane	2.00 U	10.0 U	5 U	10 U	5 U	5 U	5 U	5 U	5 U	5 U	5 U	5 ST
1,1-Dichloroethane	3 J	7.2 J	5 U	2.0 J	2 J	2 J	5 U	5 U	5 U	5 U	5 U	5 ST
1,1-Dichloroethane	1.40 U	10.0 U	5 U	10 U	5 U	5 U	5 U	5 U	5 U	5 U	5 U	5 ST
1,1-Dichloroethane	NA	NA	NA	10 U	NA	NA	NA	NA	NA	NA	NA	5 ST
1,2-Dichloroethane	NA	NA	5 U	10 U	5 U	5 U	5 U	5 U	5 U	5 U	5 U	0.04 ST
1,2-Dichloroethane	NA	NA	5 U	10 U	5 U	5 U	5 U	5 U	5 U	5 U	5 U	0.04 ST
1,2-Dichloroethane	NA	NA	5 U	10 U	5 U	5 U	5 U	5 U	5 U	5 U	5 U	5 ST
1,2-Dichloroethane	NA	NA	5 U	10 U	5 U	5 U	5 U	5 U	5 U	5 U	5 U	3 ST
1,2-Dichloroethane (total)	24	16	NA	10 U	NA	NA	NA	NA	NA	NA	NA	0.6 ST
1,2-Dichloroethane	1.40 U	10.0 U	5 U	10 U	5 U	5 U	5 U	5 U	5 U	5 U	5 U	5 ST
1,4-Dichlorobenzene	NA	NA	5 U	10 U	5 U	5 U	5 U	5 U	5 U	5 U	5 U	1 ST
2-Butanone	2.20 U	10.0 U	5 U	10 U	5 U	5 U	5 U	5 U	5 U	5 U	5 U	3 ST
2-Hexanone	1.40 U	10.0 U	5 U	10 U	5 U	5 U	5 U	5 U	5 U	5 U	5 U	50 GV
4-Methyl-2-pentanone	1.40 U	10.0 U	5 U	10 U	5 U	5 U	5 U	5 U	5 U	5 U	5 U	50 GV
Acetone	3.40 U	10.0 U	5 U	10 U	5 U	5 U	5 U	5 U	5 U	5 U	5 U	50 GV
Acrylonitrile	NA	NA	5 U	10 U	5 U	5 U	5 U	5 U	5 U	5 U	5 U	4 J*
Benzene	1.40 U	10.0 U	5 U	10 U	5 U	5 U	5 U	5 U	5 U	5 U	5 U	5 ST
Bromochloromethane	NA	NA	5 U	10 U	5 U	5 U	5 U	5 U	5 U	5 U	5 U	1 ST
Bromodichloromethane	1.80 U	10.0 U	5 U	10 U	5 U	5 U	5 U	5 U	5 U	5 U	5 U	5 ST
Bromoforn	0.00075-25-2	1.80 U	5 U	10 U	5 U	5 U	5 U	5 U	5 U	5 U	5 U	50 GV
Bromomethane	0.00074-83-9	1.40 U	5 U	10 U	5 U	5 U	5 U	5 U	5 U	5 U	5 U	50 GV
Carbon disulfide	0.00056-23-5	1.80 U	5 U	10 U	5 U	5 U	5 U	5 U	5 U	5 U	5 U	60 GV
Carbon tetrachloride	1.40 U	10.0 U	5 U	10 U	5 U	5 U	5 U	5 U	5 U	5 U	5 U	5 ST
Chlorobenzene	1.40 U	10.0 U	5 U	10 U	5 U	5 U	5 U	5 U	5 U	5 U	5 U	5 ST
Chloroethane	1.40 U	10.0 U	5 U	10 U	5 U	5 U	5 U	5 U	5 U	5 U	5 U	5 ST
Chloroform	1.40 U	10.0 U	5 U	10 U	5 U	5 U	5 U	5 U	5 U	5 U	5 U	7 ST
Chloromethane	0.00074-87-3	1.40 U	5 U	10 U	5 U	5 U	5 U	5 U	5 U	5 U	5 U	5 ST
cis-1,2-Dichloroethane	0.00156-59-2	NA	22	5 U	5 U	5 U	10	3 J	U	5 U	5 U	5 ST
cis-1,3-Dichloropropene	0.00061-01-5	1.40 U	5 U	10 U	5 U	5 U	5 U	5 U	5 U	5 U	5 U	0.4 ST
Dibromochloromethane	0.00124-48-1	2.20 U	5 U	10 U	5 U	5 U	5 U	5 U	5 U	5 U	5 U	50 GV
Dibromomethane	0.00074-95-3	NA	NA	10 U	5 U	5 U	5 U	5 U	5 U	5 U	5 U	5 ST
Ethylbenzene	0.00100-41-4	1.40 U	5 U	10 U	5 U	5 U	5 U	5 U	5 U	5 U	5 U	5 ST
Iodomethane	0.00074-88-4	NA	NA	10 U	5 U	5 U	5 U	5 U	5 U	5 U	5 U	5 ST
Methylene chloride	0.00075-09-2	1.40 U	5 U	10 U	5 U	5 U	5 U	5 U	5 U	5 U	5 U	5 ST
Styrene	0.00100-42-5	1.40 U	5 U	10 U	5 U	5 U	5 U	5 U	5 U	5 U	5 U	5 ST
Tetrachloroethene	0.00127-18-4	1.40 U	5 U	10 U	5 U	5 U	5 U	5 U	5 U	5 U	5 U	5 ST
Toluene	0.00108-88-3	1.20 U	5 U	10 U	5 U	5 U	5 U	5 U	5 U	5 U	5 U	5 ST
TOTAL VOCs	39	29.7	31	9.2	2	2	11	3	U	U	4	
trans-1,2-Dichloroethene	0.00156-60-5	NA	NA	10 U	5 U	5 U	5 U	5 U	5 U	5 U	5 U	5 ST
trans-1,3-Dichloropropene	0.00061-02-6	1.80 U	5 U	10 U	5 U	5 U	5 U	5 U	5 U	5 U	5 U	0.4 ST
trans-1,4-Dichloro-2-butene	0.00110-57-6	NA	5 U	10 U	5 U	5 U	5 U	5 U	5 U	5 U	5 U	5 ST
Trichloroethene	0.00079-01-6	12	5	2.2 J	5 U	5 U	5 U	5 U	5 U	5 U	5 U	5 ST
Trichlorofluoromethane	0.00075-69-4	NA	NA	10 U	5 U	5 U	5 U	5 U	5 U	5 U	5 U	5 ST
Vinyl Acetate	0.00108-05-4	NA	NA	10 U	5 U	5 U	5 U	5 U	5 U	5 U	5 U	5 ST
Vinyl chloride	0.00075-01-4	1.40 U	5 U	10 U	5 U	5 U	5 U	5 U	5 U	5 U	5 U	2 ST
Xylene (total)	0.001330-20-7	1.60 U	5 U	10 U	5 U	5 U	5 U	5 U	5 U	5 U	5 U	5 ST

QUALIFIERS

B: Compound was found in the method blank as well as the sample
 U: Compound was analyzed for but not detected at the detection limit shown.
 J: Compound was found at a concentration below the detection limit, value estimated
 E: Concentration exceeds instrument calibration range; value estimated.
 D: Result taken from analysis at a secondary dilution.
 U*: Result qualified as non-detect based on validation criteria

NOTES

GV: Guidance Value
 ST: Standard
 NA: Not Analyzed
 : Parameter exceeds Standard/Guidance Value
 NS: Not Sampled
 J*: Result qualified as estimated based on validation criteria

SONIA ROAD LANDFILL
POST CLOSURE GROUNDWATER MONITORING PROGRAM
HISTORIC AND CURRENT SAMPLE RESULTS
VOLATILE ORGANIC COMPOUNDS

Sample ID	MW-12D Date of Collection	MW-12D 1/28/1998	MW-12D 12/8/2000	MW-12D 2/7/2001	MW-12D 11/21/2002	MW-12D 8/21/2003	MW-12D 5/21/2004	MW-12D 02/24/05	MW-12D 11/29/06	MW-12D 02/23/07	MW-12D 11/4/2008	NYSDEC Class GA GROUNDWATER STANDARD/GUIDANCE VALUE
1,1,1,2-Tetrachloroethane	10/31/1997	NA	5U	10U	5U	5U	5U	5U	5U	5U	5U	5 ST
1,1,1-Trichloroethane	10/31/1997	1.80 U	5U	10U	5U	5U	5U	5U	5U	5U	5U	5 ST
1,1,2,2-Tetrachloroethane	10/31/1997	2.20 U	5U	10U	5U	5U	5U	5U	5U	5U	5U	5 ST
1,1,2-Trichloroethane	10/31/1997	2.00 U	5U	10U	5U	5U	5U	5U	5U	5U	5U	5 ST
1,1-Dichloroethane	10/31/1997	1.20 U	5U	10U	5U	5U	5U	5U	5U	5U	5U	5 ST
1,1-Dichloroethane	10/31/1997	1.40 U	5U	10U	5U	5U	5U	5U	5U	5U	5U	5 ST
1,1-Dichloroethane	10/31/1997	1.40 U	5U	10U	5U	5U	5U	5U	5U	5U	5U	5 ST
1,2,3-Trichloropropane	10/31/1997	NA	NA	10U	NA	NA	NA	NA	NA	NA	NA	5 ST
1,2-Dibromo-3-chloropropane	10/31/1997	NA	5U	10U	5U	5U	5U	5U	5U	5U	5U	0.04 ST
1,2-Dibromoethane	10/31/1997	NA	5U	10U	5U	5U	5U	5U	5U	5U	5U	0.04 ST
1,2-Dichlorobenzene	10/31/1997	NA	5U	10U	5U	5U	5U	5U	5U	5U	5U	5 ST
1,2-Dichloroethane	10/31/1997	1.40 U	5U	10U	5U	5U	5U	5U	5U	5U	5U	3 ST
1,2-Dichloroethane (total)	10/31/1997	2.60 U	5U	10U	5U	5U	5U	5U	5U	5U	5U	0.6 ST
1,2-Dichloropropane	10/31/1997	1.40 U	5U	10U	5U	5U	5U	5U	5U	5U	5U	5 ST
1,4-Dichlorobenzene	10/31/1997	NA	5U	10U	5U	5U	5U	5U	5U	5U	5U	1 ST
2-Butanone	10/31/1997	2.20 U	5U	10U	5U	5U	5U	5U	5U	5U	5U	3 ST
4-Methyl-2-pentanone	10/31/1997	1.40 U	5U	10U	5U	5U	5U	5U	5U	5U	5U	50 GV
Acetone	10/31/1997	3.40 U	5U	10U	5U	5U	5U	5U	5U	5U	5U	50 GV
Acrylonitrile	10/31/1997	NA	5U	50U	5U	5U	5U	5U	5U	5U	5U	5 ST
Benzene	10/31/1997	1.40 U	5U	10U	5U	5U	5U	5U	5U	5U	5U	1 ST
Bromochloromethane	10/31/1997	NA	5U	10U	5U	5U	5U	5U	5U	5U	5U	5 ST
Bromodichloromethane	10/31/1997	1.80 U	5U	10U	5U	5U	5U	5U	5U	5U	5U	50 GV
Bromoform	10/31/1997	1.80 U	5U	10U	5U	5U	5U	5U	5U	5U	5U	50 GV
Bromomethane	10/31/1997	1.40 U	5U	10U	5U	5U	5U	5U	5U	5U	5U	5 ST
Carbon disulfide	10/31/1997	1.20 U	5U	10U	5U	5U	5U	5U	5U	5U	5U	60 GV
Carbon tetrachloride	10/31/1997	1.80 U	5U	10U	5U	5U	5U	5U	5U	5U	5U	5 ST
Chlorobenzene	10/31/1997	1.40 U	5U	10U	5U	5U	5U	5U	5U	5U	5U	5 ST
Chloroethane	10/31/1997	1.40 U	5U	10U	5U	5U	5U	5U	5U	5U	5U	5 ST
Chloroform	10/31/1997	1.40 U	5U	10U	5U	5U	5U	5U	5U	5U	5U	7 ST
Chloromethane	10/31/1997	1.40 U	5U	10U	5U	5U	5U	5U	5U	5U	5U	5 ST
cis-1,2-Dichloroethane	10/31/1997	NA	5U	10U	5U	5U	5U	5U	5U	5U	5U	5 ST
cis-1,3-Dichloropropene	10/31/1997	1.40 U	5U	10U	5U	5U	5U	5U	5U	5U	5U	0.4 ST
Dibromochloromethane	10/31/1997	2.20 U	5U	10U	5U	5U	5U	5U	5U	5U	5U	50 GV
Dibromomethane	10/31/1997	2.20 U	5U	10U	5U	5U	5U	5U	5U	5U	5U	5 ST
Ethylbenzene	10/31/1997	1.40 U	5U	10U	5U	5U	5U	5U	5U	5U	5U	5 ST
Iodomethane	10/31/1997	NA	5U	10U	5U	5U	5U	5U	5U	5U	5U	5 ST
Methylene chloride	10/31/1997	1.40 U	5U	10U	5U	5U	5U	5U	5U	5U	5U	5 ST
Styrene	10/31/1997	1.40 U	5U	10U	5U	5U	5U	5U	5U	5U	5U	5 ST
Tetrachloroethane	10/31/1997	1.40 U	5U	10U	5U	5U	5U	5U	5U	5U	5U	5 ST
Toluene	10/31/1997	1.20 U	5U	10U	5U	5U	5U	5U	5U	5U	5U	5 ST
TOTAL VOCs		U	U	U	U	U	U	U	U	U	U	
trans-1,2-Dichloroethane	10/31/1997	NA	5U	10U	5U	5U	5U	5U	5U	5U	5U	5 ST
trans-1,3-Dichloropropene	10/31/1997	1.80 U	5U	10U	5U	5U	5U	5U	5U	5U	5U	0.4 ST
trans-1,4-Dichloro-2-butene	10/31/1997	NA	5U	10U	5U	5U	5U	5U	5U	5U	5U	5 ST
Trichloroethane	10/31/1997	1.40 U	5U	10U	5U	5U	5U	5U	5U	5U	5U	5 ST
Trichlorofluoromethane	10/31/1997	NA	5U	10U	5U	5U	5U	5U	5U	5U	5U	5 ST
Vinyl Acetate	10/31/1997	NA	5U	10U	5U	5U	5U	5U	5U	5U	5U	5 ST
Vinyl chloride	10/31/1997	1.40 U	5U	10U	5U	5U	5U	5U	5U	5U	5U	2 ST
Xylene (total)	10/31/1997	1.60 U	5U	10U	5U	5U	5U	5U	5U	5U	5U	5 ST

NOTES
GV: Guidance Value
ST: Standard
NA: Not Analyzed
NS: Not Sampled
J*: Result qualified as estimated based on validation criteria

QUALIFIERS
B: Compound was found in the method blank as well as the sample
U: Compound was analyzed for but not detected at the detection limit shown.
J: Compound was found at a concentration below the detection limit, value estimated
E: Concentration exceeds instrument calibration range, value estimated.
D: Result taken from analysis at a secondary dilution.
U*: Result qualified as non-detect based on validation criteria

SONIA ROAD LANDFILL
POST CLOSURE GROUNDWATER MONITORING PROGRAM
HISTORIC AND CURRENT SAMPLE RESULTS
VOLATILE ORGANIC COMPOUNDS

Sample ID	MW-121 10/31/1997 (ug/l)	MW-121 1/30/1998 (ug/l)	MW-121 12/7/2000 (ug/l)	MW-121 2/8/2001 (ug/l)	MW-121 11/21/2002 (ug/l)	MW-121 5/21/2004 (ug/l)	MW-121 02/24/05 (ug/l)	MW-121 11/29/06 (ug/l)	MW-121 02/23/07 (ug/l)	MW-121 11/4/2008 (ug/l)	NYSDEC Class GA GROUNDWATER STANDARD/GUIDANCE VALUE
Volatile Organic Compounds											
1,1,1,2-Tetrachloroethane	NA	10.0 U	10.0 U	10.0 U	5.0 U	5.0 U	5.0 U	5.0 U	5.0 U	5.0 U	5.0 U
1,1,1-Trichloroethane	1.1 U	10.0 U	10.0 U	10.0 U	5.0 U	5.0 U	5.0 U	5.0 U	5.0 U	5.0 U	5.0 U
1,1,2,2-Tetrachloroethane	2.0 U	10.0 U	10.0 U	10.0 U	5.0 U	5.0 U	5.0 U	5.0 U	5.0 U	5.0 U	5.0 U
1,1,2-Trichloroethane	2.0 U	10.0 U	10.0 U	10.0 U	5.0 U	5.0 U	5.0 U	5.0 U	5.0 U	5.0 U	5.0 U
1,1-Dichloroethane	1.2 U	10.0 U	10.0 U	10.0 U	5.0 U	5.0 U	5.0 U	5.0 U	5.0 U	5.0 U	5.0 U
1,1-Dichloroethene	1.40 U	10.0 U	10.0 U	10.0 U	5.0 U	5.0 U	5.0 U	5.0 U	5.0 U	5.0 U	5.0 U
1,1-Dichloropropene	NA	NA	NA	10.0 U	NA	NA	NA	NA	NA	NA	5.0 U
1,2,3-Trichloropropene	NA	NA	5.0 U	10.0 U	5.0 U	5.0 U	5.0 U	5.0 U	5.0 U	5.0 U	0.04 ST
1,2-Dibromo-3-chloropropane	NA	NA	NA	10.0 U	5.0 U	5.0 U	5.0 U	5.0 U	5.0 U	5.0 U	0.04 ST
1,2-Dibromoethane	NA	NA	NA	10.0 U	5.0 U	5.0 U	5.0 U	5.0 U	5.0 U	5.0 U	5.0 U
1,2-Dichlorobenzene	NA	NA	NA	10.0 U	5.0 U	5.0 U	5.0 U	5.0 U	5.0 U	5.0 U	5.0 U
1,2-Dichloroethane	1.40 U	10.0 U	10.0 U	10.0 U	5.0 U	5.0 U	5.0 U	5.0 U	5.0 U	5.0 U	3.0 ST
1,2-Dichloroethene (total)	2.60 U	10.0 U	10.0 U	10.0 U	NA	NA	NA	NA	NA	NA	0.6 ST
1,2-Dichloropropene	1.40 U	10.0 U	10.0 U	10.0 U	5.0 U	5.0 U	5.0 U	5.0 U	5.0 U	5.0 U	1.0 ST
1,4-Dichlorobenzene	NA	NA	5.0 U	10.0 U	5.0 U	5.0 U	5.0 U	5.0 U	5.0 U	5.0 U	3.0 ST
2-Butanone	2.20 U	10.0 U	10.0 U	10.0 U	5.0 U	5.0 U	5.0 U	5.0 U	5.0 U	5.0 U	5.0 U
2-Hexanone	1.40 U	10.0 U	10.0 U	10.0 U	5.0 U	5.0 U	5.0 U	5.0 U	5.0 U	5.0 U	50.0 U
4-Methyl-2-pentanone	1.40 U	10.0 U	10.0 U	10.0 U	5.0 U	5.0 U	5.0 U	5.0 U	5.0 U	5.0 U	50.0 U
Acetone	3.40 U	10.0 U	10.0 U	10.0 U	5.0 U	5.0 U	5.0 U	5.0 U	5.0 U	5.0 U	50.0 U
Acrylonitrile	0.00107-13-1	NA	NA	50.0 U	5.0 U	5.0 U	5.0 U	5.0 U	5.0 U	5.0 U	5.0 U
Benzene	0.00071-43-2	1.40 U	10.0 U	10.0 U	5.0 U	5.0 U	5.0 U	5.0 U	5.0 U	5.0 U	1.0 ST
Bromochloromethane	0.00074-97-5	NA	NA	10.0 U	5.0 U	5.0 U	5.0 U	5.0 U	5.0 U	5.0 U	5.0 U
Bromodichloromethane	0.00075-27-4	1.80 U	10.0 U	10.0 U	5.0 U	5.0 U	5.0 U	5.0 U	5.0 U	5.0 U	5.0 U
Bromoform	0.00075-25-2	1.80 U	10.0 U	10.0 U	5.0 U	5.0 U	5.0 U	5.0 U	5.0 U	5.0 U	5.0 U
Bromomethane	0.00074-83-9	1.40 U	10.0 U	10.0 U	5.0 U	5.0 U	5.0 U	5.0 U	5.0 U	5.0 U	5.0 U
Carbon disulfide	0.00075-15-0	1.20 U	10.0 U	10.0 U	5.0 U	5.0 U	5.0 U	5.0 U	5.0 U	5.0 U	60.0 U
Carbon tetrachloride	0.00056-23-5	1.80 U	10.0 U	10.0 U	5.0 U	5.0 U	5.0 U	5.0 U	5.0 U	5.0 U	5.0 U
Chlorobenzene	0.00108-90-7	1.40 U	10.0 U	10.0 U	5.0 U	5.0 U	5.0 U	5.0 U	5.0 U	5.0 U	5.0 U
Chloroethane	0.00075-00-3	1.40 U	10.0 U	10.0 U	5.0 U	5.0 U	5.0 U	5.0 U	5.0 U	5.0 U	5.0 U
Chloroform	0.00067-66-3	1.40 U	10.0 U	10.0 U	5.0 U	5.0 U	5.0 U	5.0 U	5.0 U	5.0 U	5.0 U
Chloromethane	0.00074-87-3	1.40 U	10.0 U	10.0 U	5.0 U	5.0 U	5.0 U	5.0 U	5.0 U	5.0 U	5.0 U
cis-1,2-Dichloroethene	0.00156-59-2	NA	NA	10.0 U	5.0 U	5.0 U	5.0 U	5.0 U	5.0 U	5.0 U	5.0 U
cis-1,3-Dichloropropene	0.00061-01-5	1.40 U	10.0 U	10.0 U	5.0 U	5.0 U	5.0 U	5.0 U	5.0 U	5.0 U	5.0 U
Dibromochloromethane	0.00124-48-1	2.20 U	10.0 U	10.0 U	5.0 U	5.0 U	5.0 U	5.0 U	5.0 U	5.0 U	0.4 ST
Dibromomethane	0.00074-95-3	NA	NA	10.0 U	5.0 U	5.0 U	5.0 U	5.0 U	5.0 U	5.0 U	5.0 U
Ethylbenzene	0.00100-41-4	1.40 U	10.0 U	10.0 U	5.0 U	5.0 U	5.0 U	5.0 U	5.0 U	5.0 U	5.0 U
Iodomethane	0.00074-88-4	NA	NA	10.0 U	5.0 U	5.0 U	5.0 U	5.0 U	5.0 U	5.0 U	5.0 U
Methylene chloride	0.00075-09-2	1.40 U	10.0 U	10.0 U	5.0 U	5.0 U	5.0 U	5.0 U	5.0 U	5.0 U	5.0 U
Styrene	0.00100-42-5	1.40 U	10.0 U	10.0 U	5.0 U	5.0 U	5.0 U	5.0 U	5.0 U	5.0 U	5.0 U
Tetrachloroethene	0.00127-18-4	1.40 U	10.0 U	10.0 U	5.0 U	5.0 U	5.0 U	5.0 U	5.0 U	5.0 U	5.0 U
Toluene	0.00108-88-3	1.20 U	10.0 U	10.0 U	5.0 U	5.0 U	5.0 U	5.0 U	5.0 U	5.0 U	5.0 U
TOTAL VOCs	1 U	U	U	U	U	U	U	U	U	U	U
trans-1,2-Dichloroethene	0.00156-60-5	NA	NA	10.0 U	5.0 U	5.0 U	5.0 U	5.0 U	5.0 U	5.0 U	5.0 U
trans-1,3-Dichloropropene	0.00061-02-6	1.80 U	10.0 U	10.0 U	5.0 U	5.0 U	5.0 U	5.0 U	5.0 U	5.0 U	0.4 ST
trans-1,4-Dichloro-2-butene	0.00110-57-6	NA	NA	10.0 U	5.0 U	5.0 U	5.0 U	5.0 U	5.0 U	5.0 U	5.0 U
Trichloroethene	0.00079-01-6	1.40 U	10.0 U	10.0 U	5.0 U	5.0 U	5.0 U	5.0 U	5.0 U	5.0 U	5.0 U
Trichlorofluoromethane	0.00075-69-4	NA	NA	10.0 U	5.0 U	5.0 U	5.0 U	5.0 U	5.0 U	5.0 U	5.0 U
Vinyl Acetate	0.00108-05-4	NA	NA	10.0 U	5.0 U	5.0 U	5.0 U	5.0 U	5.0 U	5.0 U	5.0 U
Vinyl chloride	0.00075-01-4	1.40 U	10.0 U	10.0 U	5.0 U	5.0 U	5.0 U	5.0 U	5.0 U	5.0 U	2.0 ST
Xylene (total)	0.01330-20-7	1.60 U	10.0 U	10.0 U	5.0 U	5.0 U	5.0 U	5.0 U	5.0 U	5.0 U	5.0 U

QUALIFIERS

- B: Compound was found in the method blank as well as the sample
- C: Compound was analyzed for but not detected at the detection limit shown.
- J: Compound was found at a concentration below the detection limit, value estimated
- E: Concentration exceeds instrument calibration range, value estimated.
- D: Result taken from analysis at a secondary dilution.
- U*: Result qualified as non-detect based on validation criteria

NOTES

- GV: Guidance Value
- ST: Standard
- NA: Not Analyzed
- NS: Not Sampled
- J*: Result qualified as estimated based on validation criteria

SONIA ROAD LANDFILL
POST CLOSURE GROUNDWATER MONITORING PROGRAM
HISTORIC AND CURRENT SAMPLE RESULTS
VOLATILE ORGANIC COMPOUNDS

Sample ID	MW-12S 10/31/1997 (ug/l)	MW-12S 1/30/1998 (ug/l)	MW-12S 12/7/2000 (ug/l)	MW-12S 2/5/2001 (ug/l)	MW-12S 11/21/2002 (ug/l)	MW-12S 8/21/2003 (ug/l)	MW-12S 5/21/2004 (ug/l)	MW-12S 02/24/05 (ug/l)	MW-12S 11/29/06 (ug/l)	MW-12S 02/23/07 (ug/l)	MW-12S 11/4/2008 (ug/l)	NYSDEC Class GA GROUNDWATER STANDARD/GUIDANCE VALUE
Volatile Organic Compounds												
1,1,1,2-Tetrachloroethane	NA	10.0 U	5 U	10 U	5 U	5 U	5 U	5 U	5 U	5 U	5 U	5 ST
1,1,1-Trichloroethane	1.80 U	10.0 U	5 U	10 U	5 U	5 U	5 U	5 U	5 U	5 U	5 U	5 ST
1,1,2,2-Tetrachloroethane	2.20 U	10.0 U	5 U	10 U	5 U	5 U	5 U	5 U	5 U	5 U	5 U	5 ST
1,1,2-Trichloroethane	2.00 U	10.0 U	5 U	10 U	5 U	5 U	5 U	5 U	5 U	5 U	5 U	5 ST
1,1-Dichloroethane	1.20 U	10.0 U	5 U	10 U	5 U	5 U	5 U	5 U	5 U	5 U	5 U	5 ST
1,1-Dichloroethene	1.40 U	10.0 U	5 U	10 U	5 U	5 U	5 U	5 U	5 U	5 U	5 U	5 ST
1,1-Dichloropropene	NA	NA	NA	NA	NA	NA	NA	NA	NA	NA	NA	5 ST
1,2,3-Trichloropropene	NA	NA	5 U	10 U	5 U	5 U	5 U	5 U	5 U	5 U	5 U	0.04 ST
1,2-Dibromo-3-chloropropane	NA	NA	5 U	10 U	5 U	5 U	5 U	5 U	5 U	5 U	5 U	0.04 ST
1,2-Dibromoethane	NA	NA	5 U	10 U	5 U	5 U	5 U	5 U	5 U	5 U	5 U	5 ST
1,2-Dichlorobenzene	NA	NA	5 U	10 U	5 U	5 U	5 U	5 U	5 U	5 U	5 U	3 ST
1,2-Dichloroethane	1.40 U	10.0 U	5 U	10 U	5 U	5 U	5 U	5 U	5 U	5 U	5 U	0.6 ST
1,2-Dichloroethene (total)	2.60 U	10.0 U	5 U	10 U	5 U	5 U	5 U	5 U	5 U	5 U	5 U	5 ST
1,2-Dichloropropene	1.40 U	10.0 U	5 U	10 U	5 U	5 U	5 U	5 U	5 U	5 U	5 U	1 ST
1,4-Dichlorobenzene	NA	NA	5 U	10 U	5 U	5 U	5 U	5 U	5 U	5 U	5 U	3 ST
2-Butanone	2.20 U	10.0 U	5 U	10 U	5 U	5 U	5 U	5 U	5 U	5 U	5 U	50 GV
2-Hexanone	1.40 U	10.0 U	5 U	10 U	5 U	5 U	5 U	5 U	5 U	5 U	5 U	50 GV
4-Methyl-2-pentanone	1.40 U	10.0 U	5 U	10 U	5 U	5 U	5 U	5 U	5 U	5 U	5 U	50 GV
Acetone	3.40 U	10.0 U	5 U	10 U	5 U	5 U	5 U	5 U	5 U	5 U	5 U	50 GV
Acrylonitrile	NA	NA	5 U	10 U	5 U	5 U	5 U	5 U	5 U	5 U	5 U	5 ST
Benzene	1.40 U	10.0 U	5 U	10 U	5 U	5 U	5 U	5 U	5 U	5 U	5 U	1 ST
Bromochloromethane	NA	NA	5 U	10 U	5 U	5 U	5 U	5 U	5 U	5 U	5 U	5 ST
Bromodichloromethane	1.80 U	10.0 U	5 U	10 U	5 U	5 U	5 U	5 U	5 U	5 U	5 U	50 GV
Bromoform	0.0075-25-2	1.80 U	5 U	10 U	5 U	5 U	5 U	5 U	5 U	5 U	5 U	50 GV
Bromomethane	1.40 U	10.0 U	5 U	10 U	5 U	5 U	5 U	5 U	5 U	5 U	5 U	5 ST
Carbon disulfide	1.20 U	10.0 U	5 U	10 U	5 U	5 U	5 U	5 U	5 U	5 U	5 U	60 GV
Carbon tetrachloride	1.80 U	10.0 U	5 U	10 U	5 U	5 U	5 U	5 U	5 U	5 U	5 U	5 ST
Chlorobenzene	1.40 U	10.0 U	5 U	10 U	5 U	5 U	5 U	5 U	5 U	5 U	5 U	5 ST
Chloroethane	0.0075-00-3	1.40 U	5 U	10 U	5 U	5 U	5 U	5 U	5 U	5 U	5 U	7 ST
Chloroform	1.40 U	10.0 U	5 U	10 U	5 U	5 U	5 U	5 U	5 U	5 U	5 U	5 ST
Chloromethane	1.40 U	10.0 U	5 U	10 U	5 U	5 U	5 U	5 U	5 U	5 U	5 U	5 ST
cis-1,2-Dichloroethene	NA	NA	5 U	10 U	5 U	5 U	5 U	5 U	5 U	5 U	5 U	0.4 ST
cis-1,3-Dichloropropene	1.40 U	10.0 U	5 U	10 U	5 U	5 U	5 U	5 U	5 U	5 U	5 U	50 GV
Dibromochloromethane	0.00124-48-1	2.20 U	5 U	10 U	5 U	5 U	5 U	5 U	5 U	5 U	5 U	50 GV
Dibromomethane	0.0074-95-3	NA	NA	5 U	5 U	5 U	5 U	5 U	5 U	5 U	5 U	5 ST
Ethylbenzene	0.00109-41-4	1.40 U	10.0 U	5 U	10 U	5 U	5 U	5 U	5 U	5 U	5 U	5 ST
Iodomethane	0.00074-88-4	NA	NA	5 U	5 U	5 U	5 U	5 U	5 U	5 U	5 U	5 ST
Methylene chloride	0.0075-09-2	1.40 U	10.0 U	5 U	10 U	5 U	5 U	5 U	5 U	5 U	5 U	5 ST
Styrene	0.00109-42-5	1.40 U	10.0 U	5 U	10 U	5 U	5 U	5 U	5 U	5 U	5 U	5 ST
Tetrachloroethene	0.00127-18-4	1.40 U	10.0 U	5 U	10 U	5 U	5 U	5 U	5 U	5 U	5 U	5 ST
Toluene	0.00108-88-3	1.20 U	10.0 U	5 U	10 U	5 U	5 U	5 U	5 U	5 U	5 U	5 ST
TOTAL VOCs	U	U	U	U	U	U	U	U	U	U	U	U
trans-1,2-Dichloroethene	0.00156-60-5	NA	NA	5 U	5 U	5 U	5 U	5 U	5 U	5 U	5 U	5 ST
trans-1,3-Dichloropropene	0.00061-02-6	1.80 U	10.0 U	5 U	10 U	5 U	5 U	5 U	5 U	5 U	5 U	0.4 ST
trans-1,4-Dichloro-2-butene	0.00110-57-6	NA	NA	5 U	10 U	5 U	5 U	5 U	5 U	5 U	5 U	5 ST
Trichloroethene	0.00079-01-6	1.40 U	10.0 U	5 U	10 U	5 U	5 U	5 U	5 U	5 U	5 U	5 ST
Trichlorofluoromethane	0.00075-69-4	NA	NA	5 U	5 U	5 U	5 U	5 U	5 U	5 U	5 U	5 ST
Vinyl Acetate	0.00108-05-4	NA	NA	5 U	10 U	5 U	5 U	5 U	5 U	5 U	5 U	5 ST
Vinyl chloride	0.00075-01-4	1.40 U	10.0 U	5 U	10 U	5 U	5 U	5 U	5 U	5 U	5 U	2 ST
Xylene (total)	0.01330-20-7	1.60 U	10.0 U	5 U	10 U	5 U	5 U	5 U	5 U	5 U	5 U	5 ST

QUALIFIERS
B: Compound was found in the method blank as well as the sample
U: Compound was analyzed for but not detected at the detection limit shown.
J: Compound was found at a concentration below the detection limit, value estimated
E: Concentration exceeds instrument calibration range; value estimated.
D: Result taken from analysis at a secondary dilution.
U*: Result qualified as non-detect based on validation criteria

NOTES
GV: Guidance Value
ST: Standard
NA: Not Analyzed
*: Parameter exceeds Standard/Guidance Value
NS: Not Sampled
J*: Result qualified as estimated based on validation criteria

APPENDIX A-3

SONIA ROAD LANDFILL
 POST CLOSURE GROUNDWATER MONITORING PROGRAM
 HISTORIC AND CURRENT SAMPLE RESULTS
 VOLATILE ORGANIC COMPOUNDS

Sample ID	CAS #	MW-13D (ug/l)	MW-13D (ug/l)	MW-13D (ug/l)	MW-13D (ug/l)	MW-13D (ug/l)	NYSDEC Class GA GROUNDWATER STANDARD/GUIDANCE VALUE
Date of Collection							
11/15/1997							
2/5/1998							
12/12/2000							
2/6/2001							
Volatile Organic Compounds							
1,1,1-Trichloroethane	000630-20-6	NA	NA	NA	NA	10 U	5 ST
1,1,1-Trichloroethane	000071-55-6	1.80 U	10.0 U	10.0 U	5 U	1.2 J	5 ST
1,1,2,2-Tetrachloroethane	000079-34-5	2.20 U	10.0 U	10.0 U	5 U	10 U	5 ST
1,1,2-Trichloroethane	000079-00-5	2.00 U	10.0 U	10.0 U	5 U	10 U	5 ST
1,1-Dichloroethane	000075-34-3	4 J	3.6 J	6	6	90% E	5 ST
1,1-Dichloroethene	000075-35-4	1.40 U	2.0 J	2 J	2 J	1.8 J	5 ST
1,2-Dichloroethane	000563-58-6	NA	NA	NA	NA	10 U	5 ST
1,2-Dichloroethene	000096-18-4	NA	NA	NA	NA	10 U	5 ST
1,2-Dibromo-3-chloropropane	000096-12-8	NA	NA	NA	NA	5 U	0.04 ST
1,2-Dibromoethane	000106-93-4	NA	NA	NA	NA	10 U	0.04 ST
1,2-Dichlorobenzene	000095-50-1	NA	NA	NA	NA	10 U	3 ST
1,2-Dichloroethane	000107-06-2	1.40 U	10.0 U	10.0 U	5 U	10 U	0.6 ST
1,2-Dichloroethene (total)	000540-59-0	31	34	NA	NA	10 U	5 ST
1,2-Dichloropropane	000078-87-5	1.40 U	10.0 U	5 U	5 U	10 U	1 ST
1,4-Dichlorobenzene	000106-46-7	NA	NA	NA	NA	1.3 J	3 ST
2-Butanone	000078-93-3	2.20 U	10.0 U	5 U	5 U	10 U	50 GV
2-Hexanone	000591-78-6	1.40 U	10.0 U	10.0 U	5 U	10 U	50 GV
4-Methyl-2-pentanone	000108-10-1	1.40 U	10.0 U	10.0 U	5 U	10 U	50 GV
Acetone	000067-64-1	3.40 U	10.0 U	5 U	5 U	10 U	50 GV
Acrylonitrile	000107-13-1	NA	NA	NA	NA	50 U	5 ST
Benzene	000071-43-2	1.40 U	2.7 J	5 U	5 U	1.0 J	1 ST
Bromochloromethane	000074-97-5	NA	NA	NA	NA	10 U	5 ST
Bromodichloromethane	000075-27-4	1.80 U	10.0 U	5 U	5 U	10 U	50 GV
Bromoform	000075-25-2	1.80 U	10.0 U	10.0 U	5 U	10 U	50 GV
Bromomethane	000074-83-9	1.40 U	10.0 U	10.0 U	5 U	10 U	5 ST
Carbon disulfide	000075-15-0	1.20 U	10.0 U	10.0 U	5 U	10 U	60 GV
Carbon tetrachloride	000056-23-5	1.80 U	10.0 U	10.0 U	5 U	10 U	5 ST
Chlorobenzene	000108-90-7	2 J	4.1 J	5 U	5 U	1.7 J	5 ST
Chloroethane	000075-00-3	3 J	10.0 U	2 J	2.6 J	10 U	5 ST
Chloroform	000067-66-3	1.40 U	10.0 U	10.0 U	5 U	10 U	7 ST
Chloromethane	000074-87-3	1.40 U	10.0 U	10.0 U	5 U	10 U	5 ST
cis-1,2-Dichloroethene	000156-59-2	NA	NA	NA	NA	20 E	5 ST
cis-1,3-Dichloropropene	010061-01-5	1.40 U	10.0 U	10.0 U	5 U	10 U	0.4 ST
Dibromochloromethane	000074-48-1	2.20 U	10.0 U	10.0 U	5 U	10 U	50 GV
Dibromomethane	000074-95-3	NA	NA	NA	NA	10 U	5 ST
Ethylbenzene	000100-41-4	1.40 U	10.0 U	10.0 U	5 U	10 U	5 ST
Iodomethane	000074-88-4	NA	NA	NA	NA	10 U	5 ST
Methylene chloride	000075-09-2	1.40 U	10.0 U	10.0 U	5 U	10 U	5 ST
Styrene	000100-42-5	1.40 U	10.0 U	10.0 U	5 U	10 U	5 ST
Tetrachloroethene	000127-18-4	1 J	10.0 U	10.0 U	690 D	90% E	5 ST
Toluene	000108-88-3	1.20 U	2.5 J	5 U	5 U	10 U	5 ST
TOTAL VOCs		44	51.8	896	1,208.7	10 U	5 ST
trans-1,2-Dichloroethene	000156-60-5	NA	NA	NA	NA	1 J	5 ST
trans-1,3-Dichloropropene	010061-02-6	1.80 U	10.0 U	10.0 U	5 U	10 U	0.4 ST
trans-1,4-Dichloro-2-butene	000110-57-6	NA	NA	NA	NA	10 U	5 ST
Trichloroethene	000079-01-6	1 J	2.9 J	48	48	68	5 ST
Trichlorofluoromethane	000075-69-4	NA	NA	NA	NA	10 U	5 ST
Vinyl Acetate	000108-05-4	NA	NA	NA	NA	10 U	5 ST
Vinyl chloride	000075-01-4	2 J	10.0 U	10.0 U	8	11	2 ST
Xylene (total)	001330-20-7	1.60 U	10.0 U	5 U	5 U	10 U	5 ST

QUALIFIERS

- B: Compound was found in the method blank as well as the sample
- U: Compound was analyzed for but not detected at the detection limit shown.
- J: Compound was found at a concentration below the detection limit, value estimated
- E: Concentration exceeds instrument calibration range; value estimated.
- D: Result taken from analysis at a secondary dilution.
- U*: Result qualified as non-detect based on validation criteria

NOTES

- GV: Guidance Value
- ST: Standard
- NA: Not Analyzed
- NS: Not Sampled
- J*: Result qualified as estimated based on validation criteria

SONIA ROAD LANDFILL
POST CLOSURE GROUNDWATER MONITORING PROGRAM
HISTORIC AND CURRENT SAMPLE RESULTS
VOLATILE ORGANIC COMPOUNDS

Sample ID	MW-131 11/31/1997 (ug/l)	MW-131 2/3/1998 (ug/l)	MW-131 12/12/2000 (ug/l)	MW-131 2/6/2001 (ug/l)	NYSDEC Class GA GROUNDWATER STANDARD/GUIDANCE VALUE
Date of Collection					
Volatile Organic Compounds					
1,1,1,2-Tetrachloroethane	NA	NA	5 U	10 U	5 ST
1,1,1-Trichloroethane	1.80 U	10.0 U	5 U	10 U	5 ST
1,1,2,2-Tetrachloroethane	2.20 U	10.0 U	5 U	10 U	5 ST
1,1,2-Trichloroethane	2.00 U	10.0 U	5 U	10 U	5 ST
1,1-Dichloroethane	4 J	3.1 J	76	29	5 ST
1,1-Dichloroethene	1.40 U	10.0 U	5 U	3.7 J	5 ST
1,1-Dichloropropene	NA	NA	NA	10 U	5 ST
1,2,3-Trichloropropane	NA	NA	5 U	10 U	5 ST
1,2-Dibromo-3-chloropropane	NA	NA	5 U	10 U	0.04 ST
1,2-Dibromoethane	NA	NA	5 U	10 U	0.04 ST
1,2-Dichlorobenzene	NA	NA	5 U	10 U	3 ST
1,2-Dichloroethane	NA	NA	5 U	10 U	0.6 ST
1,2-Dichloroethene (total)	7.3	53	NA	10 U	5 ST
1,2-Dichloropropane	1.40 U	10.0 U	5 U	10 U	1 ST
1,4-Dichlorobenzene	NA	NA	5 U	10 U	3 ST
2-Butanone	2.20 U	10.0 U	5 U	10 U	50 GV
2-Hexanone	1.40 U	10.0 U	5 U	10 U	50 GV
4-Methyl-2-pentanone	1.40 U	10.0 U	5 U	10 U	50 GV
Acetone	3.40 U	10.0 U	5 U	10 U	50 GV
Acrylonitrile	NA	NA	5 U	50 U	5 ST
Benzene	1.40 U	10.0 U	5 U	19 J	1 ST
Bromochloromethane	0.00074-97-5	NA	5 U	10 U	5 ST
Bromodichloromethane	0.00075-27-4	1.80 U	10.0 U	5 U	50 GV
Bromofom	0.00075-25-2	1.80 U	10.0 U	10 U	50 GV
Bromomethane	0.00074-83-9	1.40 U	10.0 U	10 U	5 ST
Carbon disulfide	0.00075-15-0	1.20 U	10.0 U	10 U	60 GV
Carbon tetrachloride	0.00036-23-5	1.80 U	10.0 U	10 U	5 ST
Chlorobenzene	0.00108-90-7	1.40 U	10.0 U	2.6 J	5 ST
Chloroethane	0.00075-00-3	1.40 U	10.0 U	1.4 J	5 ST
Chloroform	0.00067-66-3	1.40 U	10.0 U	10 U	7 ST
Chloromethane	0.00074-87-3	1.40 U	5 U	10 U	5 ST
cis-1,2-Dichloroethene	0.00156-59-2	NA	170	310 E	5 ST
cis-1,3-Dichloropropene	0.10061-01-5	1.40 U	10.0 U	10 U	0.4 ST
Dibromochloromethane	0.00124-48-1	2.20 U	5 U	10 U	50 GV
Dibromomethane	0.00074-95-3	NA	5 U	10 U	5 ST
Ethylbenzene	0.00100-41-4	1.40 U	10.0 U	10 U	5 ST
Iodomethane	0.00074-88-4	NA	5 U	10 U	5 ST
Methylene chloride	0.00075-09-2	1.40 U	5 U	10 U	5 ST
Styrene	0.00100-42-5	1.40 U	5 U	10 U	5 ST
Tetrachloroethene	0.00127-18-4	5 U	770 D	100 E	5 ST
Toluene	0.00108-88-3	1.20 U	10.0 U	10 U	5 ST
TOTAL VOCs	97	78.9	1,068	1,608.1	5 ST
trans-1,2-Dichloroethene	0.00156-60-5	NA	5 U	2 J	0.4 ST
trans-1,3-Dichloropropene	0.10061-02-6	1.80 U	5 U	10 U	5 ST
trans-1,4-Dichloro-2-butene	0.00110-57-6	NA	5 U	10 U	5 ST
Trichloroethene	0.00079-01-6	4 J	48 J	140	5 ST
Trichlorofluoromethane	0.00075-69-4	NA	5 U	10 U	5 ST
Vinyl Acetate	0.00108-05-4	NA	5 U	10 U	5 ST
Vinyl chloride	0.00075-01-4	7 J	47 J	16	2 ST
Xylene (total)	0.01330-20-7	1.60 U	10.0 U	10 U	5 ST

QUALIFIERS
 B: Compound was found in the method blank as well as the sample
 U: Compound was analyzed for but not detected at the detection limit shown.
 E: Concentration exceeds instrument calibration range; value estimated
 D: Result taken from analysis at a secondary dilution.
 U*: Result qualified as non-detect based on validation criteria

NOTES
 GV: Guidance Value
 ST: Standard
 NA: Not Analyzed
 J: Parameter exceeds Standard/Guidance Value
 NS: Not Sampled
 J*: Result qualified as estimated based on validation criteria

APPENDIX A-3

SONIA ROAD LANDFILL
POST CLOSURE GROUNDWATER MONITORING PROGRAM
HISTORIC AND CURRENT SAMPLE RESULTS
VOLATILE ORGANIC COMPOUNDS

Sample ID	MW-14D Date of Collection	MW-14D (ug/l)	MW-14D 2/3/1998 (ug/l)	MW-14D 12/11/2000 (ug/l)	MW-14D 2/7/2001 (ug/l)	NYSDEC Class GA GROUNDWATER STANDARD/GUIDANCE VALUE
Volatiles Organic Compounds						
1,1,1,2-Tetrachloroethane	CAS #					
1,1,1-Trichloroethane	000630-20-6	NA	NA	5 U	10 U	5 ST
1,1,1,2-Tetrachloroethane	000071-55-6	1.80 U	10.0 U	5 U	10 U	5 ST
1,1,2-Trichloroethane	000079-34-5	2.20 U	10.0 U	5 U	10 U	5 ST
1,1,2-Trichloroethane	000079-00-5	2.00 U	10.0 U	5 U	10 U	5 ST
1,1-Dichloroethane	000075-34-3	1 J	10.0 U	5 U	10 U	5 ST
1,1-Dichloroethene	000075-35-4	1.40 U	10.0 U	5 U	10 U	5 ST
1,2,3-Trichloropropane	000563-58-6	NA	NA	NA	10 U	5 ST
1,2-Dibromo-3-chloropropane	000096-18-4	NA	NA	5 U	10 U	0.04 ST
1,2-Dibromoethane	000096-12-8	NA	NA	5 U	10 U	0.04 ST
1,2-Dibromoethane	000106-93-4	NA	NA	5 U	10 U	5 ST
1,2-Dichlorobenzene	000095-50-1	NA	NA	5 U	10 U	3 ST
1,2-Dichloroethane	000107-06-2	1.40 U	10.0 U	5 U	10 U	0.6 ST
1,2-Dichloroethene (total)	000540-59-0	2 J	10.0 U	NA	10 U	5 ST
1,2-Dichloropropane	000078-87-5	1.40 U	10.0 U	5 U	10 U	1 ST
1,4-Dichlorobenzene	000106-46-7	NA	NA	5 U	10 U	3 ST
2-Butanone	000078-93-3	2.20 U	10.0 U	5 U	10 U	50 GV
2-Hexanone	000591-78-6	1.40 U	10.0 U	5 U	10 U	50 GV
4-Methyl-2-pentanone	000108-10-1	1.40 U	10.0 U	5 U	10 U	50 GV
Acetone	000067-64-1	2 J	10.0 U	5 U	10 U	50 GV
Acrylonitrile	000107-13-1	NA	NA	5 U	50 U	5 ST
Benzene	000071-43-2	1.40 U	10.0 U	5 U	10 U	1 ST
Bromochloromethane	000074-97-5	NA	NA	5 U	10 U	5 ST
Bromodichloromethane	000075-27-4	1.80 U	10.0 U	5 U	10 U	50 GV
Bromoform	000075-25-2	1.80 U	10.0 U	5 U	10 U	50 GV
Bromomethane	000074-83-9	1.40 U	10.0 U	5 U	10 U	5 ST
Carbon disulfide	000075-15-0	1.20 U	10.0 U	5 U	10 U	60 GV
Carbon tetrachloride	000056-23-5	1.80 U	10.0 U	5 U	10 U	5 ST
Chlorobenzene	000108-90-7	1 J	10.0 U	2 J	2.4 J	5 ST
Chloroethane	000075-00-3	5 J	10.0 U	6	5.9 J	5 ST
Chloroform	000067-66-3	1.40 U	10.0 U	5 U	10 U	7 ST
Chloromethane	000074-87-3	1.40 U	10.0 U	5 U	10 U	5 ST
cis-1,2-Dichloroethene	000156-59-2	NA	NA	2 J	4 J	5 ST
cis-1,3-Dichloropropene	010061-01-5	1.40 U	10.0 U	5 U	10 U	0.4 ST
Dibromochloromethane	000124-48-1	2.20 U	10.0 U	5 U	10 U	50 GV
Dibromomethane	000074-95-3	NA	NA	5 U	10 U	5 ST
Ethylbenzene	000100-41-4	1.40 U	10.0 U	5 U	10 U	5 ST
Iodomethane	000074-88-4	NA	NA	5 U	10 U	5 ST
Methylene chloride	000075-09-2	1.40 U	10.0 U	5 U	10 U	5 ST
Styrene	000100-42-5	1.40 U	10.0 U	5 U	10 U	5 ST
Tetrachloroethene	000127-18-4	1.40 U	10.0 U	5 U	10 U	5 ST
Toluene	000108-88-3	1.20 U	10.0 U	5 U	10 U	5 ST
TOTAL VOCs	44	5	12	15.3	15.3	5 ST
trans-1,2-Dichloroethene	000156-60-5	NA	NA	5 U	10 U	0.4 ST
trans-1,3-Dichloropropene	010061-02-6	1.80 U	10.0 U	5 U	10 U	5 ST
trans-1,4-Dichloro-2-butene	000110-57-6	NA	NA	5 U	10 U	5 ST
Trichloroethene	000079-01-6	1.40 U	10.0 U	5 U	10 U	5 ST
Trichlorofluoromethane	000075-69-4	NA	NA	5 U	10 U	5 ST
Vinyl Acetate	000108-05-4	NA	NA	5 U	10 U	5 ST
Vinyl chloride	000075-01-4	4	10.0 U	2 J	3.0 J	2 ST
Xylene (total)	001330-20-7	1.60 U	10.0 U	5 U	10 U	5 ST

QUALIFIERS

- B: Compound was found in the method blank as well as the sample
- U: Compound was analyzed for but not detected at the detection limit shown.
- J: Compound was found at a concentration below the detection limit, value estimated
- E: Concentration exceeds instrument calibration range; value estimated.
- D: Result taken from analysis at a secondary dilution.
- U*: Result qualified as non-detect based on validation criteria

NOTES

- GV: Guidance Value
- ST: Standard
- NA: Not Analyzed
- NS: Not Sampled
- J*: Result qualified as estimated based on validation criteria

APPENDIX A-3

SONIA ROAD LANDFILL
POST CLOSURE GROUNDWATER MONITORING PROGRAM
HISTORIC AND CURRENT SAMPLE RESULTS
VOLATILE ORGANIC COMPOUNDS

Sample ID	Date of Collection	CAS #	MW-141 11/31/1997 (ug/l)	MW-141 2/3/1998 (ug/l)	MW-141 12/11/2000 (ug/l)	MW-141 2/6/2001 (ug/l)					NYSDEC Class GA GROUNDWATER STANDARD/GUIDANCE VALUE
Volatile Organic Compounds											
1,1,1,2-Tetrachloroethane		000630-20-6	NA	NA	5 U	10 U					5 ST
1,1,1-Trichloroethane		000071-55-6	1.80 U	10.0 U	5 U	10 U					5 ST
1,1,1,2-Tetrachloroethane		000079-34-5	2.20 U	10.0 U	5 U	10 U					5 ST
1,1,2-Trichloroethane		000079-00-5	2.00 U	10.0 U	5 U	10 U					5 ST
1,1-Dichloroethane		000075-34-3	1.20 U	10.0 U	5 U	10 U					5 ST
1,1-Dichloroethene		000075-35-4	1.40 U	10.0 U	5 U	10 U					5 ST
1,1-Dichloropropene		000563-58-6	NA	NA	NA	10 U					5 ST
1,2,3-Trichloropropane		000096-18-4	NA	NA	5 U	10 U					0.04 ST
1,2-Dibromo-3-chloropropane		000096-12-8	NA	NA	5 U	10 U					0.04 ST
1,2-Dibromoethane		000106-93-4	NA	NA	5 U	10 U					5 ST
1,2-Dichloroethane		000095-50-1	NA	NA	5 U	10 U					3 ST
1,2-Dichloroethene (total)		000540-59-0	2.60 U	10.0 U	5 U	10 U					0.6 ST
1,2-Dichloropropane		000078-87-5	1.40 U	10.0 U	5 U	10 U					5 ST
1,4-Dichlorobenzene		000106-46-7	NA	NA	5 U	10 U					1 ST
2-Butanone		000078-93-3	2.20 U	10.0 U	5 U	10 U					3 ST
2-Hexanone		000591-78-6	1.40 U	10.0 U	5 U	10 U					50 GV
4-Methyl-2-pentanone		000108-10-1	1.40 U	10.0 U	5 U	10 U					50 GV
Acetone		000067-64-1	3.40 U	5.5 U	5 U	2 J					50 GV
Acrylonitrile		000107-13-1	NA	NA	5 U	50 U					5 ST
Benzene		000071-43-2	1.40 U	10.0 U	5 U	10 U					1 ST
Bromochloromethane		000074-97-5	NA	NA	5 U	10 U					5 ST
Bromodichloromethane		000075-27-4	1.80 U	10.0 U	5 U	10 U					50 GV
Bromoform		000075-25-2	1.80 U	10.0 U	5 U	10 U					50 GV
Bromomethane		000074-83-9	1.40 U	10.0 U	5 U	10 U					5 ST
Carbon disulfide		000075-15-0	1.20 U	10.0 U	5 U	10 U					60 GV
Carbon tetrachloride		000056-23-5	1.80 U	10.0 U	5 U	10 U					5 ST
Chlorobenzene		000108-90-7	1.40 U	10.0 U	5 U	2.8 J					5 ST
Chloroethane		000075-00-3	8 J	6.9 J	3 J	4.3 J					5 ST
Chloroform		000067-66-3	1.40 U	10.0 U	5 U	10 U					7 ST
Chloromethane		000074-87-3	1.40 U	10.0 U	5 U	10 U					5 ST
cis-1,2-Dichloroethene		000156-59-2	NA	NA	5 U	10 U					5 ST
cis-1,3-Dichloropropene		010061-01-5	1.40 U	10.0 U	5 U	10 U					0.4 ST
Dibromochloromethane		000124-48-1	2.20 U	10.0 U	5 U	10 U					50 GV
Dibromomethane		000074-95-3	NA	NA	5 U	10 U					5 ST
Ethylbenzene		000100-41-4	1.40 U	10.0 U	5 U	10 U					5 ST
Iodomethane		000074-88-4	NA	NA	5 U	10 U					5 ST
Methylene chloride		000075-09-2	1.40 U	10.0 U	5 U	10 U					5 ST
Styrene		000100-42-5	1.40 U	10.0 U	5 U	10 U					5 ST
Tetrachloroethene		000127-18-4	1.40 U	10.0 U	5 U	10 U					5 ST
Toluene		000108-88-3	1.20 U	10.0 U	5 U	10 U					5 ST
TOTAL VOCs			8	12.4	3	9.1					
trans-1,2-Dichloroethene		000156-60-5	NA	NA	5 U	10 U					5 ST
trans-1,3-Dichloropropene		010061-02-6	1.80 U	10.0 U	5 U	10 U					0.4 ST
trans-1,4-Dichloro-2-butene		000110-57-6	NA	NA	5 U	10 U					5 ST
Trichloroethene		000079-01-6	1.40 U	10.0 U	5 U	10 U					5 ST
Trichlorofluoromethane		000075-69-4	NA	NA	5 U	10 U					5 ST
Vinyl Acetate		000108-05-4	NA	NA	5 U	10 U					
Vinyl chloride		000075-01-4	1.40 U	10.0 U	5 U	10 U					2 ST
Xylene (total)		001330-20-7	1.60 U	10.0 U	5 U	10 U					5 ST

NOTES
GV: Guidance Value
ST: Standard
NA: Not Analyzed
J*: Parameter exceeds Standard/Guidance Value
NS: Not Sampled
J*: Result qualified as estimated based on validation criteria

QUALIFIERS
B: Compound was found in the method blank as well as the sample
U: Compound was analyzed for but not detected at the detection limit shown.
J: Concentration exceeds instrument calibration range, value estimated
D: Result taken from analysis at a secondary dilution.
U*: Result qualified as non-detect based on validation criteria

APPENDIX A-3

SONIA ROAD LANDFILL
POST CLOSURE GROUNDWATER MONITORING PROGRAM
HISTORICAL AND CURRENT SAMPLE RESULTS
VOLATILE ORGANIC COMPOUNDS

Sample ID	Date of Collection	CAS #	MW-14S (ug/l)	MW-14S 2/3/1998 (ug/l)	MW-14S 12/11/2000 (ug/l)	MW-14S 2/6/2001 (ug/l)						NYSDEC Class GA GROUNDWATER STANDARD/GUIDANCE VALUE
1,1,1,2-Tetrachloroethane	000630-20-6	NA	10 U	10 U	10 U	10 U						5 ST
1,1,1-Trichloroethane	000071-55-6	1.80 U	5 U	5 U	5 U	5 U						5 ST
1,1,2-Tetrachloroethane	000079-34-5	2.20 U	5 U	5 U	5 U	5 U						5 ST
1,1,2-Trichloroethane	000079-00-5	2.00 U	5 U	5 U	5 U	5 U						5 ST
1,1-Dichloroethane	000075-34-3	1.20 U	5 U	5 U	5 U	5 U						5 ST
1,1-Dichloroethane	000075-35-4	1.40 U	5 U	5 U	5 U	5 U						5 ST
1,1-Dichloropropene	000563-58-6	NA	NA	NA	NA	NA						5 ST
1,2,2-Trichloropropene	000096-18-4	NA	NA	NA	NA	NA						5 ST
1,2-Dibromo-3-chloropropane	000096-12-8	NA	NA	NA	NA	NA						0.04 ST
1,2-Dibromoethane	000106-93-4	NA	NA	NA	NA	NA						0.04 ST
1,2-Dichlorobenzene	000095-50-1	NA	NA	NA	NA	NA						5 ST
1,2-Dichloroethane	000107-06-2	1.40 U	10 U	10 U	10 U	10 U						3 ST
1,2-Dichloroethane (total)	000540-59-0	2.60 U	10 U	10 U	10 U	10 U						0.6 ST
1,2-Dichloropropane	000078-87-5	1.40 U	5 U	5 U	5 U	5 U						5 ST
1,4-Dichlorobenzene	000106-46-7	NA	NA	NA	NA	NA						1 ST
2-Butanone	000078-93-3	2.20 U	10 U	10 U	10 U	10 U						3 ST
2-Hexanone	000591-78-6	1.40 U	5 U	5 U	5 U	5 U						50 GV
4-Methyl-2-pentanone	000108-10-1	1.40 U	10 U	10 U	10 U	10 U						50 GV
Acetone	000067-64-1	3.40 U	10 U	10 U	10 U	10 U						50 GV
Acrylonitrile	000107-13-1	NA	NA	NA	NA	50 U						5 ST
Benzene	000071-43-2	1.40 U	10 U	10 U	10 U	10 U						1 ST
Bromochloromethane	000074-97-5	NA	NA	NA	NA	10 U						5 ST
Bromodichloromethane	000075-27-4	1.80 U	5 U	5 U	5 U	10 U						50 GV
Bromoform	000075-25-2	1.80 U	10 U	10 U	10 U	10 U						50 GV
Bromomethane	000074-83-9	1.40 U	10 U	10 U	10 U	10 U						5 ST
Carbon disulfide	000075-15-0	1.20 U	10 U	10 U	10 U	10 U						60 GV
Carbon tetrachloride	000056-23-5	1.80 U	10 U	10 U	10 U	10 U						5 ST
Chlorobenzene	000108-90-7	1.40 U	10 U	10 U	10 U	10 U						5 ST
Chloroethane	000075-00-3	1.40 U	10 U	10 U	10 U	10 U						5 ST
Chloroform	000067-66-3	1.40 U	10 U	10 U	10 U	10 U						7 ST
Chloromethane	000074-87-3	1.40 U	10 U	10 U	10 U	10 U						5 ST
cis-1,2-Dichloroethene	000156-59-2	NA	NA	NA	NA	10 U						5 ST
cis-1,3-Dichloropropene	010061-01-5	1.40 U	10 U	10 U	10 U	10 U						5 ST
Dibromochloromethane	000124-48-1	2.20 U	10 U	10 U	10 U	10 U						50 GV
Dibromomethane	000074-95-3	NA	NA	NA	NA	10 U						5 ST
Ethylbenzene	000100-41-4	1.40 U	10 U	10 U	10 U	10 U						5 ST
Iodomethane	000074-88-4	NA	NA	NA	NA	10 U						5 ST
Methylene chloride	000075-09-2	1.40 U	2.0 J	5 U	5 U	10 U						5 ST
Styrene	000100-42-5	1.40 U	10 U	10 U	10 U	10 U						5 ST
Tetrachloroethene	000127-18-4	1.40 U	10 U	10 U	10 U	10 U						5 ST
Toluene	000108-88-3	1.20 U	10 U	10 U	10 U	10 U						5 ST
TOTAL VOCs			U	4.1	U	U						
trans-1,2-Dichloroethene	000156-60-5	NA	NA	NA	NA	10 U						5 ST
trans-1,3-Dichloropropene	010061-02-6	1.80 U	10 U	10 U	10 U	10 U						0.4 ST
trans-1,4-Dichloro-2-butene	000110-57-6	NA	NA	NA	NA	10 U						5 ST
Trichloroethene	000079-01-6	1.40 U	10 U	10 U	10 U	10 U						5 ST
Trichlorofluoromethane	000075-69-4	NA	NA	NA	NA	10 U						5 ST
Vinyl Acetate	000108-05-4	NA	NA	NA	NA	10 U						5 ST
Vinyl chloride	000075-01-4	1.40 U	10 U	10 U	10 U	10 U						2 ST
Xylene (total)	001330-20-7	1.60 U	10 U	10 U	10 U	10 U						5 ST

QUALIFIERS

B: Compound was found in the method blank as well as the sample
 U: Compound was analyzed for but not detected at the detection limit shown.
 J: Compound was found at a concentration below the detection limit, value estimated
 E: Concentration exceeds instrument calibration range; value estimated.
 D: Result taken from analysis at a secondary dilution.
 U*: Result qualified as non-detect based on validation criteria

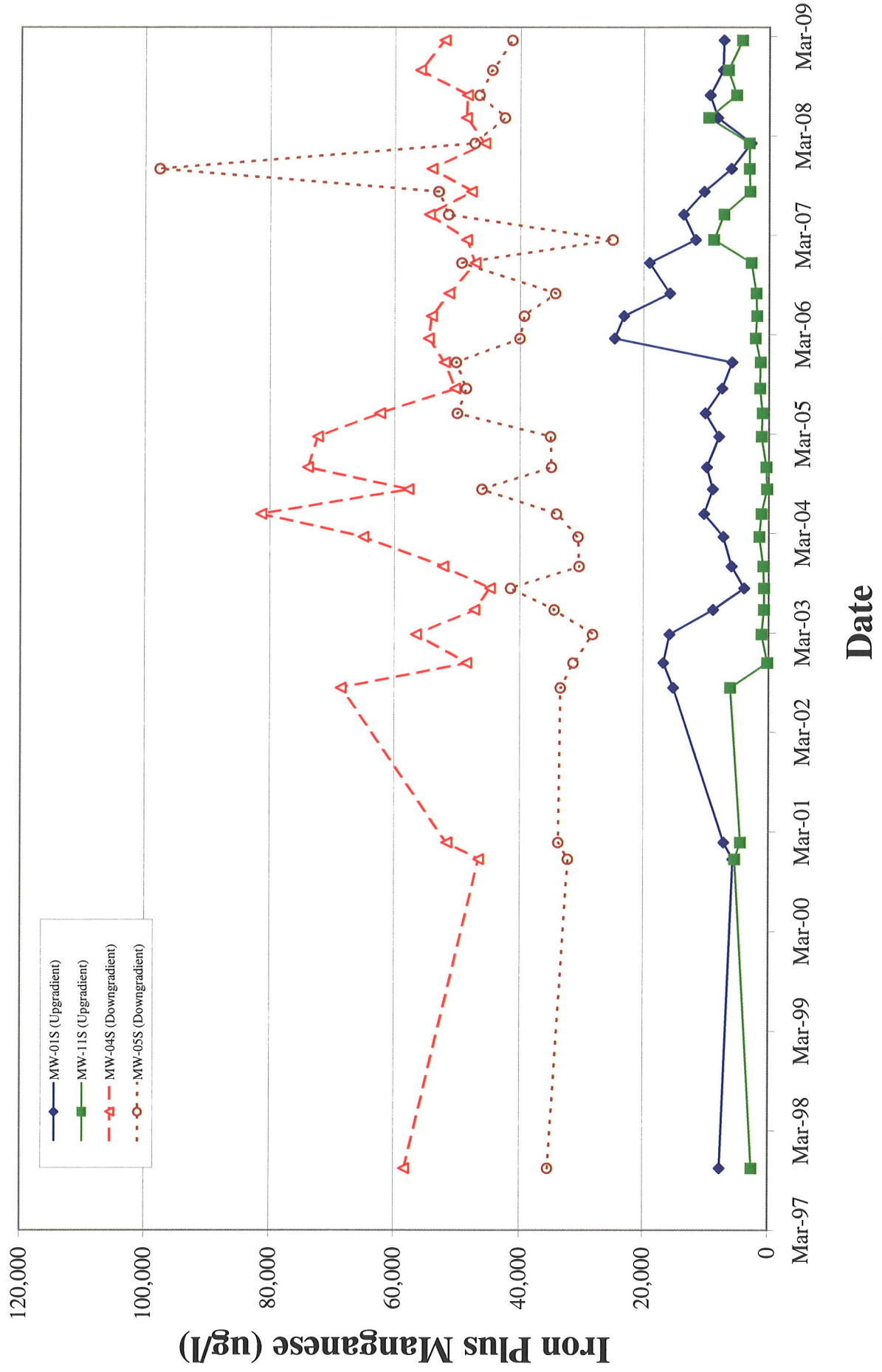
NOTES

GV: Guidance Value
 ST: Standard
 NA: Not Analyzed
 : Parameter exceeds Standard/Guidance Value
 NS: Not Sampled
 J*: Result qualified as estimated based on validation criteria

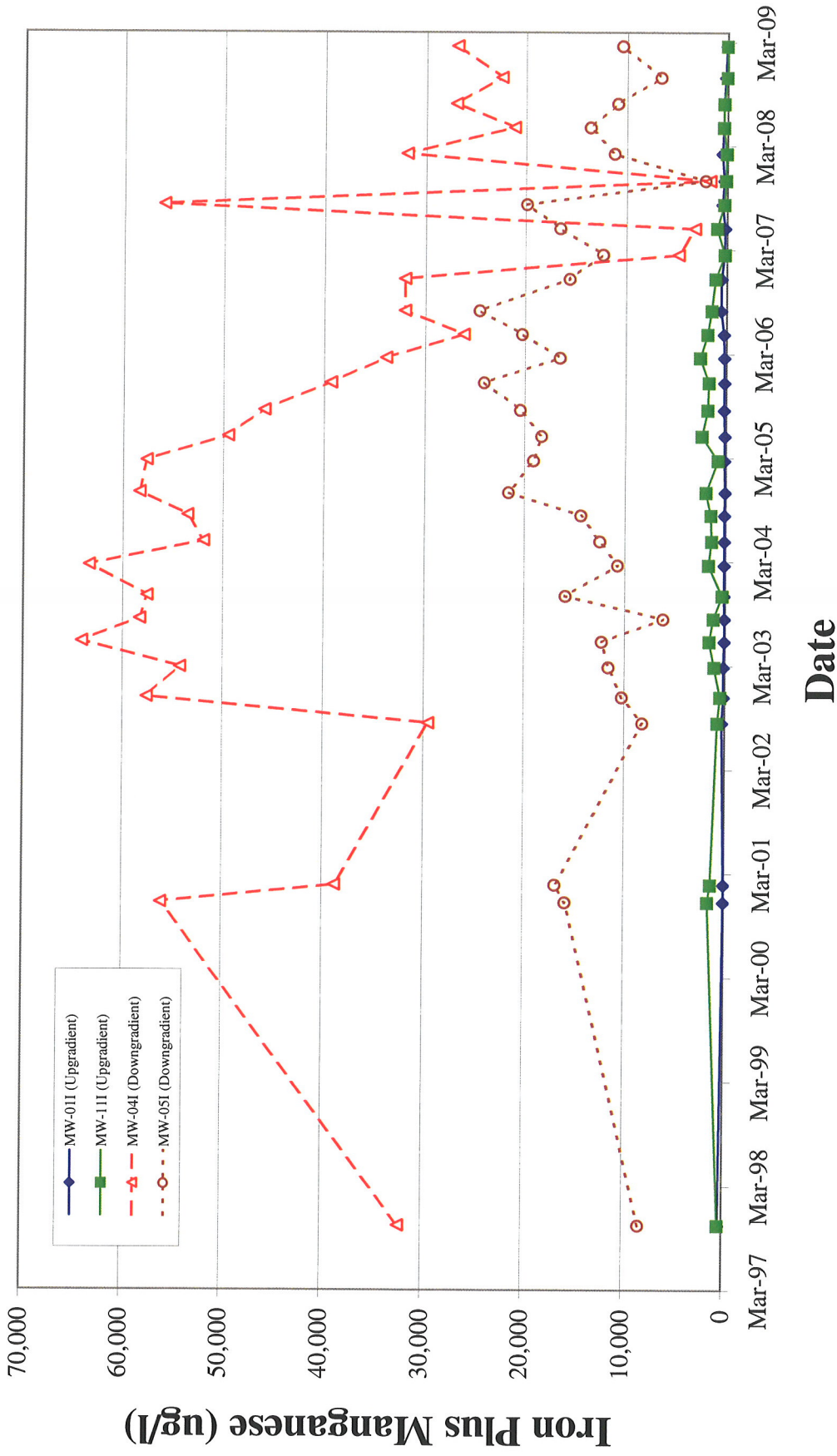
APPENDIX A-4

Water Quality Graphs

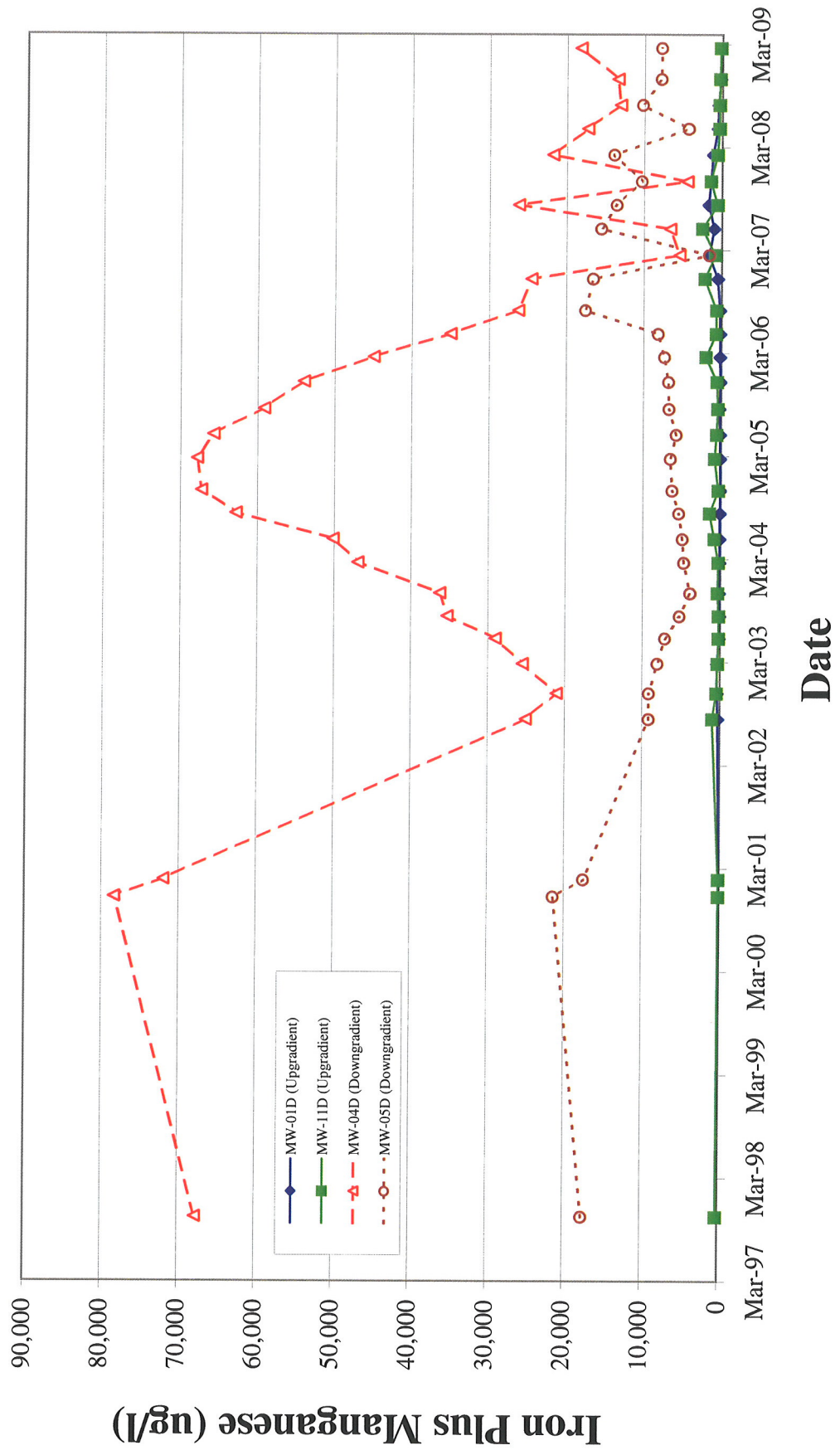
Iron Plus Manganese in Shallow Wells



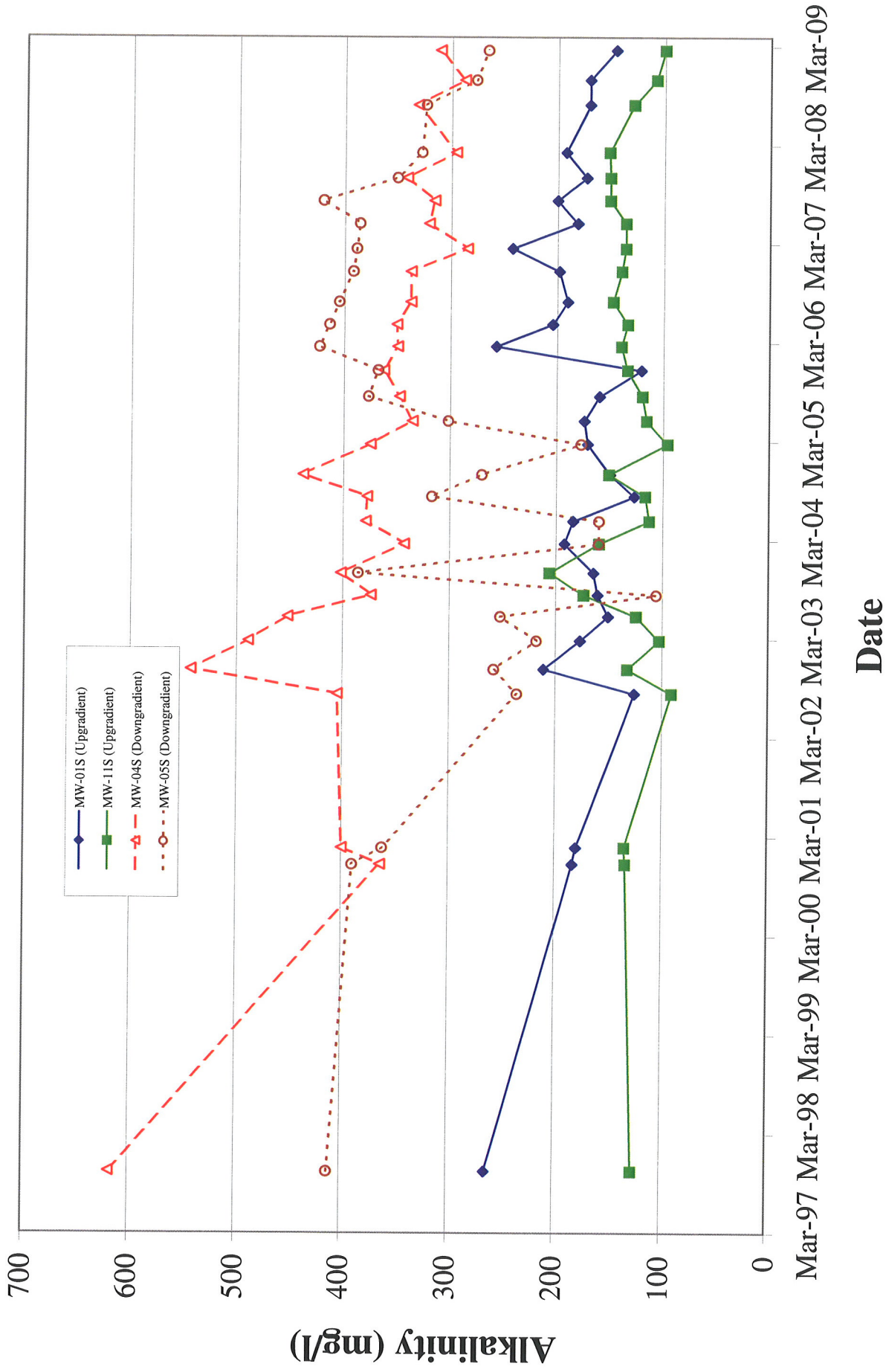
Iron Plus Manganese in Intermediate Wells



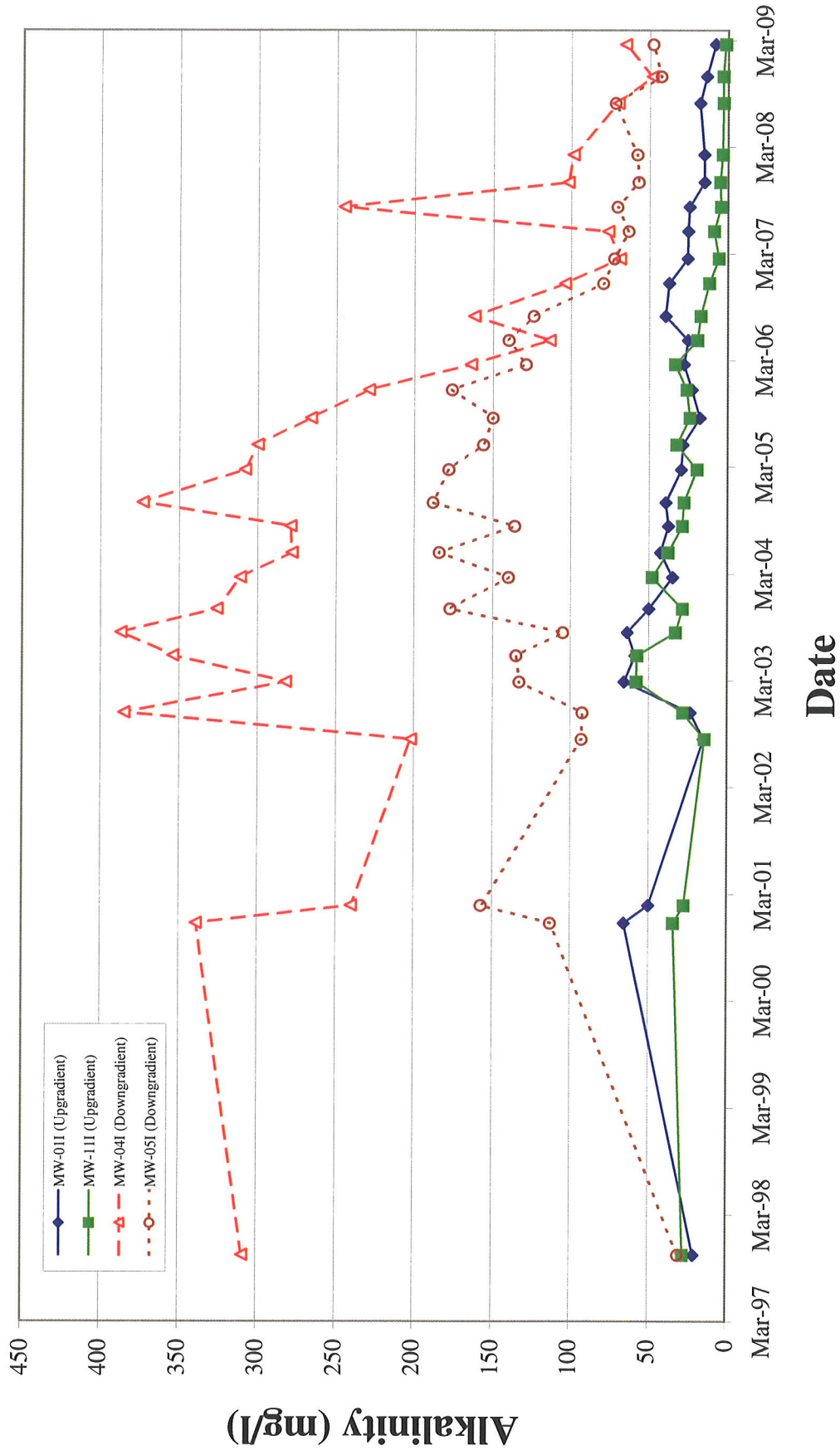
Iron Plus Manganese in Deep Wells



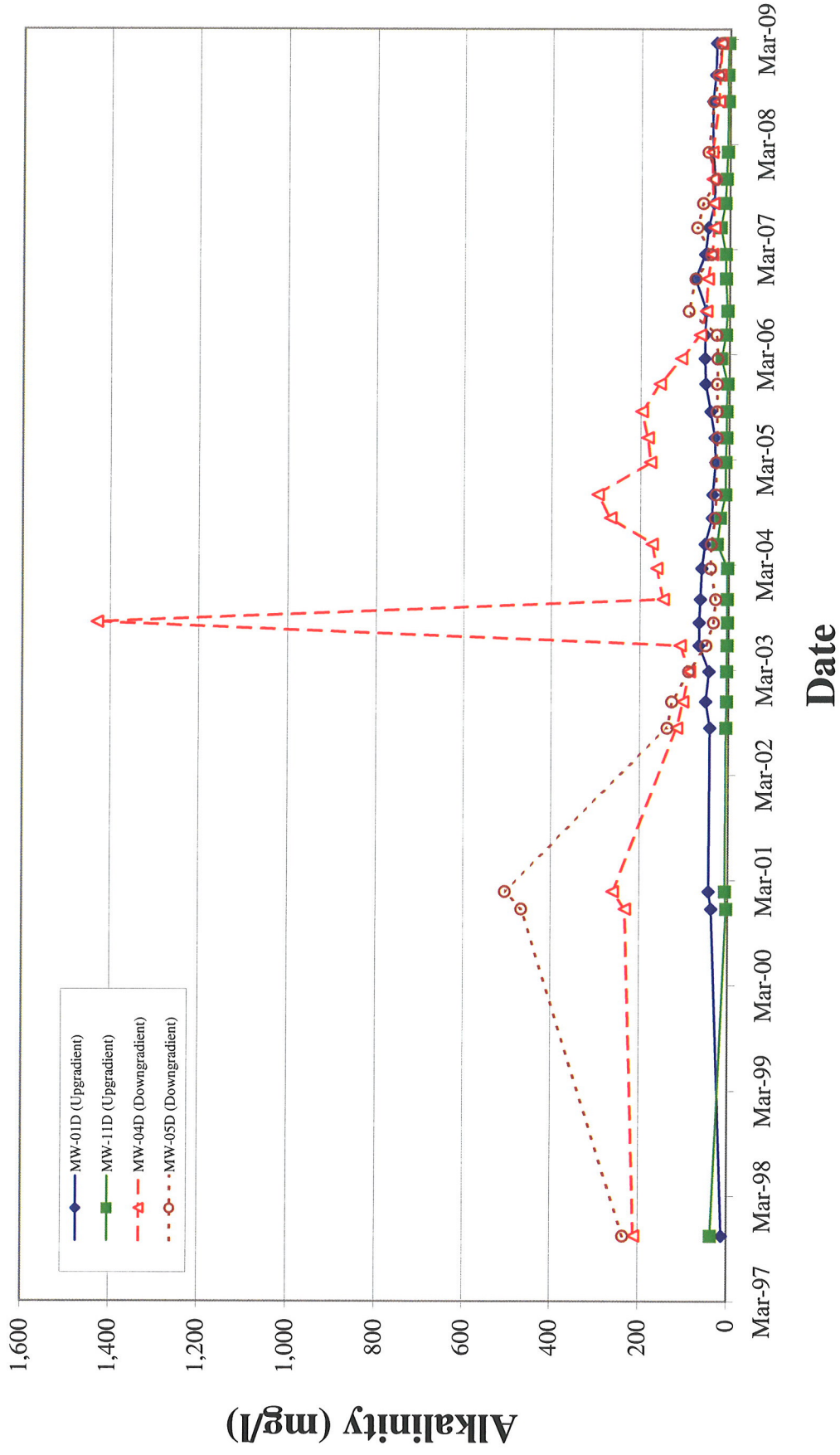
Alkalinity in Shallow Wells



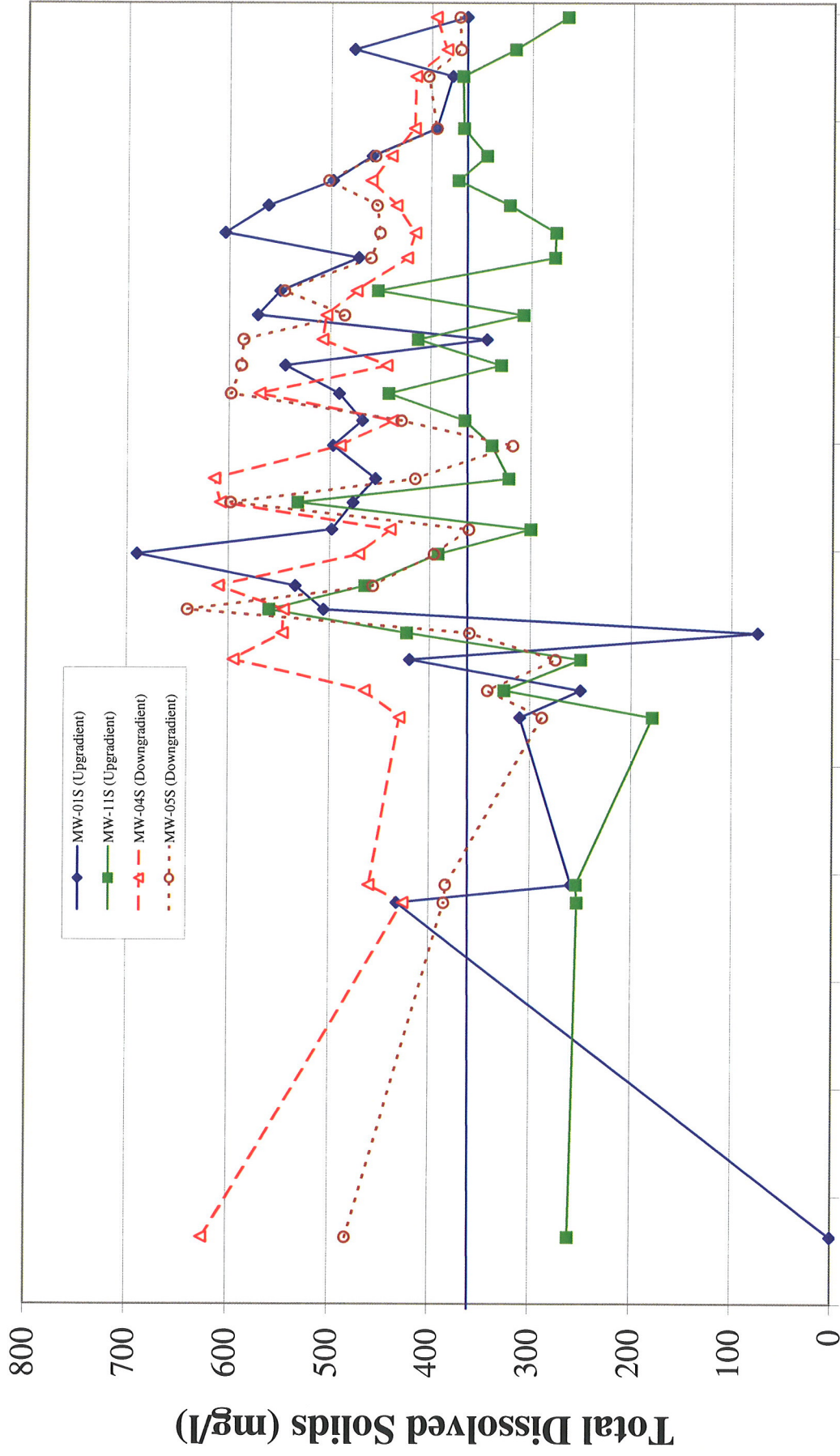
Alkalinity in Intermediate Wells



Alkalinity in Deep Wells



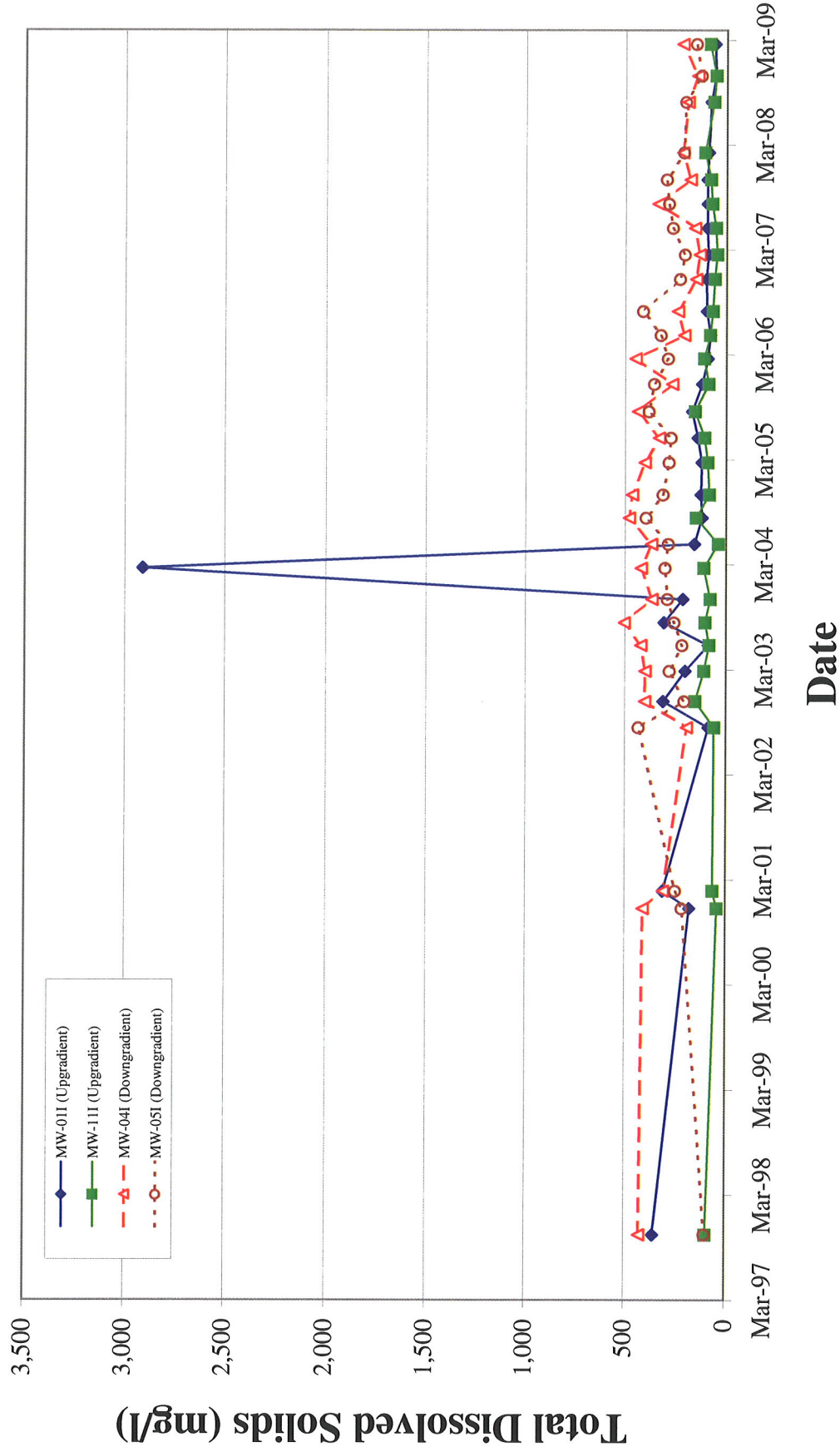
Total Dissolved Solids in Shallow Wells



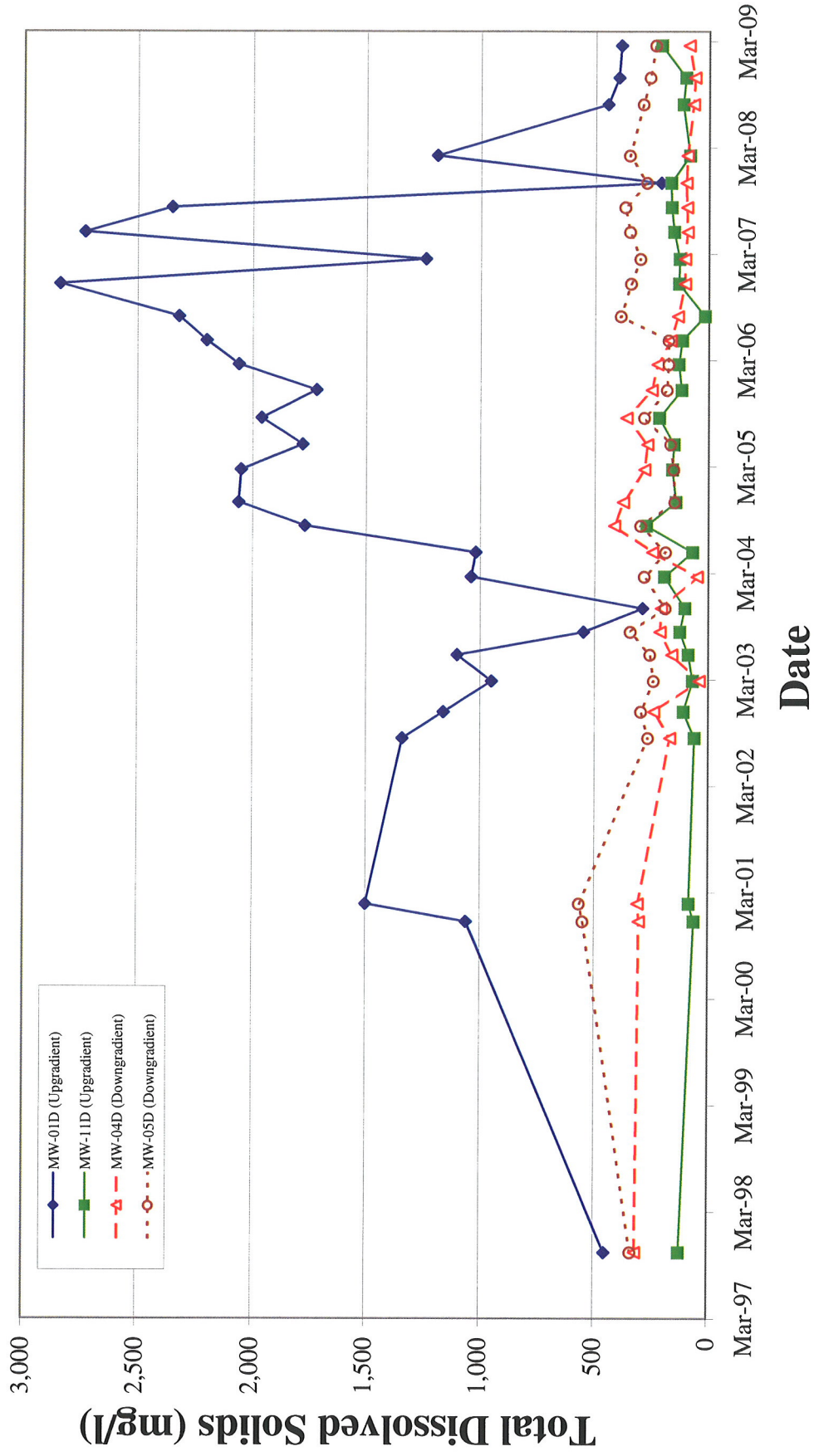
Mar-97 Mar-98 Mar-99 Mar-00 Mar-01 Mar-02 Mar-03 Mar-04 Mar-05 Mar-06 Mar-07 Mar-08 Mar-09

Date

Total Dissolved Solids in Intermediate Wells



Total Dissolved Solids in Deep Wells



APPENDIX B

DATA VALIDATION REPORT

Data Validation Services

120 Cobble Creek Road P.O. Box 208

North Creek, NY 12853

Phone 518-251-4429

Facsimile 518-251-4428

April 3, 2009

Kenneth Wenz
H2M Group
575 Broad Hollow Rd.
Melville, NY 11747

RE: Validation of ISLIP Sonia Road Landfill Site Data Packages
H2M SDG Nos. IRS67 and IRS68

Dear Mr. Wenz:

Review has been completed for the data packages generated by H2M Laboratories that pertain to samples collected 02/17/09 through 02/19/09 at the ISLIP Sonia Road Landfill Site. Twenty-three aqueous samples and two field duplicates were analyzed by H2M Labs for 6 NYCRR Part 360 Routine parameters. Field blanks and matrix spikes/duplicates were processed. For this sampling event, full validation was performed on 10% of the samples. Those reviewed are: MW-01D, MW-07I, MW-12S, field blanks, and matrix spikes. Methodologies utilized are those of the 1995 NYSDEC ASP/SW846.

Data validation was performed with guidance from the most current editions of the USEPA CLP National Functional Guidelines for (In)organic Data Review and the USEPA SOPs HW-2 and HW-6, as applicable for the methodology. The following items were reviewed:

- * Data Completeness
- * Laboratory Narrative
- * Custody Documentation
- * Holding Times
- * Matrix Spike Recoveries/Duplicate Correlations
- * Field Duplicate Correlations
- * Preparation/Calibration Blanks
- * Control Spike/Laboratory Control Samples
- * Calibration Standards
- * ICP Serial Dilutions
- * Instrument IDLs
- * Method Compliance
- * Sample Result Verification

Those items showing deficiencies are discussed in the following sections of this report. All others were found to be acceptable as outlined in the above-mentioned validation procedures, and as applicable for the methodology. Unless noted specifically in the following text, reported results of the fully validated samples are substantiated by the raw data, and generated in compliance with protocol requirements.

In summary, sample processing was conducted with compliance to protocol requirements and with adherence to quality criteria. Sample results are usable as reported, or with minor qualification as estimated. The issues requiring validation are discussed in the following analytical sections. Although only 10% of the samples underwent full validation review, recommended qualifications below are stated to include all project samples as pertains to general quality issues, and where evident.

Copies of laboratory case narratives are attached to this text, and should be reviewed in conjunction with this report. Laboratory NYSDEC Sample Preparation and Analysis Summary Forms are also included with this report.

Chain-of-Custody

Down-arrows were omitted from the collection date and/or matrix fields on the custodies. There was no matrix indicated on the custody for samples collected 2/24/09.

The specific cooler temperatures were not available, but the custody and login forms indicate that the samples were chilled and the temperature was in compliance.

Metals/CN Analyses

Matrix spike/duplicate correlations were performed on MW-05D and MW-06D. All recovery values and duplicate correlations are within laboratory and validation guidelines

Blind field duplicate correlations of MW-05I and MW-06I were acceptable.

The ICP serial dilutions of MW-05D and MW-06D show good correlations.

Instrument processing was compliant, and blanks show no contamination above the reporting limit.

Wet Chemistry Analyses

Review was conducted for method compliance, holding times, transcription, calculations, standard and blank acceptability, accuracy and precision, etc., as applicable to each procedure. All were found acceptable for the validated samples, unless noted specifically within this text.

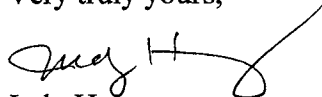
Matrix spike/duplicate correlations were performed on a MW-06D and MW-05D (exception of bromide and chloride). All recovery values and duplicate correlations were within validation guidelines.

Blind field duplicate correlations of MW-05I and MW-06I were acceptable, with the exception of those for ammonia ($>\pm$ CRDL) and TKN (40%RPD) in the former, and for hardness (150%RPD) in the latter. Therefore, results for ammonia and TKN in MW-05I and MW-05X, and for hardness in MW-06I and MW-06X are to be qualified as estimated in value ("J"). Although the raw data supports the reported values for hardness in MW-06I, evaluation of the metals data for calcium and magnesium indicates that the value for its blind duplicate MW-06X may be more representative for that location.

Field and preparation blanks show no contamination.

Please do not hesitate to contact me if questions or comments arise during your review of this report.

Very truly yours,



Judy Harry

VALIDATION QUALIFIER DEFINITIONS

DATA QUALIFIER DEFINITIONS

The following definitions provide brief explanations of the national qualifiers assigned to results in the data review process. If the Regions choose to use additional qualifiers, a complete explanation of those qualifiers should accompany the data review.

- U** - The analyte was analyzed for, but was not detected above the reported sample quantitation limit.
- J** - The analyte was positively identified; the associated numerical value is the approximate concentration of the analyte in the sample.
- N** - The analysis indicates the present of an analyte for which there is presumptive evidence to make a "tentative identification."
- NJ** - The analysis indicates the presence of an analyte that has been "tentatively identified" and the associated numerical value represents its approximate concentration.
- UJ** - The analyte was not detected above the reported sample quantitation limit. However, the reported quantitation limit is approximate and may or may not represent the actual limit of quantitation necessary to accurately and precisely measure the analyte in the sample.
- R** - The sample results are rejected due to serious deficiencies in the ability to analyze the sample and meet quality control criteria. The presence or absence of the analyte cannot be verified.

**CLIENT and LABORATORY SAMPLE IDs
and CASE NARRATIVES**

NEW YORK STATE DEPARTMENT OF ENVIRONMENTAL CONSERVATION

SAMPLE IDENTIFICATION AND
ANALYTICAL REQUIREMENT SUMMARY

SDG: IRS067

Analytical Requirements

Customer Sample Code	Laboratory Sample Code	ME	WC
MW-04D	0902734-001	X	X
MW-04I	0902734-002	X	X
MW-04S	0902734-003	X	X
MW-06D	0902734-004	X	X
MW-06I	0902734-005	X	X
MW-06S	0902734-006	X	X
MW-06X	0902734-007	X	X
FB 2/23	0902734-008	X	X
MW-01D	0902770-001	X	X
MW-01I	0902770-002	X	X
MW-01S	0902770-003	X	X
MW-02D	0902770-004	X	X
MW-02I	0902770-005	X	X
MW-07I	0902770-006	X	X
FB 2/24	0902770-007	X	X
MW-03S	0902812-001	X	X
MW-11D	0902812-002	X	X
MW-11I	0902812-003	X	X
MW-11S	0902812-004	X	X
MW-12D	0902812-005	X	X

CLP ~~(Non-CLP)~~ (Please indicate year of protocol)

ASP

B 2000

MAY 31/19/09

IRS067 E3

NEW YORK STATE DEPARTMENT OF ENVIRONMENTAL CONSERVATION

SAMPLE IDENTIFICATION AND
ANALYTICAL REQUIREMENT SUMMARY

SDG: IRS068

Analytical Requirements

Customer Sample Code	Laboratory Sample Code	ME	WC
MW-12I	0902815-001	X	X
MW-12S	0902815-002	X	X
FB 2/25	0902815-003	X	X
MW-05D	0902849-001	X	X
MW-05I	0902849-002	X	X
MW-05S	0902849-003	X	X
MW-05X	0902849-004	X	X
FB 2/26	0902849-005	X	X

CLP, Non-CLP (Please indicate year of protocol)

AFP

B 2003

MAM 3/19/09

IRS068 E3

H2M LABS, INC.

SDG NARRATIVE FOR METALS
SAMPLE(S) RECEIVED: 2/24/09 & 2/25/09
SDG #: IRS067

For Sample(s):

MW-04D	MW-06S	MW-01S	MW-03S
MW-04I	MW-06X	MW-02D	MW-11D
MW-04S	FB 2/23	MW-02I	MW-11I
MW-06D	MW-01D	MW-07I	MW-11S
MW-06I	MW-01I	FB 2/24	MW-12D

Sample(s) was/were received by H2M Labs, Inc for select metals analysis.

Samples were prepared and analyzed using EPA method 6010B with a TJA 61E Trace ICP instrument.

Sample MW-06D was utilized for QC analysis and reporting.

Spike analysis did not recover within 75-125% for manganese. Since the sample value was greater than four times the spike concentration, post spikes and data qualifiers were not required.

No other issues were noted during the analysis of this sample group.

I certify that this data package is in compliance with the terms and conditions of the contract, both technically and for completeness, for other than the conditions detailed above. Release of the data contained in this hardcopy data package has been authorized by the Laboratory Manager or his designee, as verified by the following signature.

Date Reported: March 6, 2009

*
*

Vincent Stancampiano
Vice President

IRS067 E7

H2M LABS, INC.

SDG NARRATIVE FOR WET CHEMISTRY
SAMPLE(S) RECEIVED: 2/24/09 & 2/25/09
SDG #: IRS067

For Sample(s):

MW-04D	MW-01S
MW-04I	MW-02D
MW-04S	MW-02I
MW-06D	MW-07I
MW-06I	FB 2/24
MW-06S	MW-03S
MW-06X	MW-11D
FB 2/23	MW-11I
MW-01D	MW-11S
MW-01I	MW-12D

Sample(s) was/were received by H2M Labs, Inc for select wet chemistry analysis.

Samples were prepared and analyzed using the following methods:

Alkalinity	SM2320B	Nitrate	EPA 353.2
Anions-Cl/SO4/Br	EPA 300.0	Nitrite	EPA 353.2
Biochemical Oxygen Demand	SM5210B	Phenols	EPA 420.1
Chemical Oxygen Demand	EPA 410.4	Total Dissolved Solids	SM2540C
Hardness	SM2340C	Total Kjeldahl Nitrogen	EPA 351.2
Ammonia	SM4500-NH3 H	Total Organic Carbon	EPA SW 846 9060

Sample MW-06D was utilized for QC analysis and reporting.

The initial TKN spike analysis did not recover within acceptance ranges. The sample, spike and duplicate aliquots were reanalyzed and recovered acceptably. The reanalysis was utilized for reporting.

Samples were diluted and reanalyzed as required to keep instrument readings within calibration ranges.

No problems were noted during the analysis of this sample group.

I certify that this data package is in compliance with the terms and conditions of the contract, both technically and for completeness, for other than the conditions detailed above. Release of the data contained in this hardcopy data package has been authorized by the Laboratory Manager or his designee, as verified by the following signature.

Date Reported: March 19, 2009

*
*
*

Vincent Stancampiano
Vice President

IRS067 E8

H2M LABS, INC.

SDG NARRATIVE FOR METALS
SAMPLE(S) RECEIVED: 2/25/09 & 2/26/09
SDG #: IRS068

For Sample(s):

MW-12I	MW-05I
MW-12S	MW-05S
FB 2/25	MW-05X
MW-05D	FB 2/26

Sample(s) was/were received by H2M Labs, Inc for select metals analysis.

Samples were prepared and analyzed using EPA method 6010B with a TJA 61E Trace ICP instrument.

Sample MW-05D was utilized for QC analysis and reporting.

ICP low level sodium check standard (CCVL5) did not meet acceptance criteria, however no samples were affected.

Spike analysis did not recover within 75-125% for manganese. Since the sample value was greater than four times the spike concentration, post spikes and data qualifiers were not required.

No other issues were noted during the analysis of this sample group.

I certify that this data package is in compliance with the terms and conditions of the contract, both technically and for completeness, for other than the conditions detailed above. Release of the data contained in this hardcopy data package has been authorized by the Laboratory Manager or his designee, as verified by the following signature.

Date Reported: March 18, 2009

*
*

Vincent Stancampiano
Vice President

IRS068 E7

H2M LABS, INC.

SDG NARRATIVE FOR WET CHEMISTRY SAMPLE(S) RECEIVED: 2/25/09 & 2/26/09 SDG #: IRS068

For Sample(s):

MW-12I
MW-12S
FB 2/25
MW-05D
MW-05I
MW-05S
MW-05X
FB 2/26

Sample(s) was/were received by H2M Labs, Inc for select wet chemistry analysis.

Samples were prepared and analyzed using the following methods:

Alkalinity	SM2320B	Nitrate	EPA 353.2
Anions-Cl/SO4/Br	EPA 300.0	Nitrite	EPA 353.2
Biochemical Oxygen Demand	SM5210B	Phenols	EPA 420.1
Chemical Oxygen Demand	EPA 410.4	Total Dissolved Solids	SM2540C
Hardness	SM2340C	Total Kjeldahl Nitrogen	EPA 351.2
Ammonia	SM4500-NH3 H	Total Organic Carbon	EPA SW 846 9060

Sample MW-05D was utilized for QC analysis and reporting.

The initial alkalinity spike analysis did not recover within acceptance ranges. The sample, spike and duplicate aliquots were reanalyzed and recovered acceptably. The reanalysis was utilized for reporting.

Samples were diluted and reanalyzed as required to keep instrument readings within calibration ranges.

No problems were noted during the analysis of this sample group.

I certify that this data package is in compliance with the terms and conditions of the contract, both technically and for completeness, for other than the conditions detailed above. Release of the data contained in this hardcopy data package has been authorized by the Laboratory Manager or his designee, as verified by the following signature.

Date Reported: March 19, 2009

*
*

Vincent Stancampiano
Vice President

IRS068 E8